



# IOWA FOOTBALL

## IOWA HAWKEYES (4-2, 4-2)

10/24	at Purdue*	L, 20-24
10/31	Northwestern*	L, 20-21
11/7	Michigan State*	W, 49-7
11/13	at Minnesota*	W, 35-7
11/21	at Penn State*	W, 41-21
11/27	Nebraska*	W, 26-20
12/5	at Illinois*	2:30 p.m./FS1
12/12	Wisconsin*	TBD
12/19	Big Ten Championship Week	

\* -- Big Ten Conference Game

## ILLINOIS FIGHTING ILLINI (2-3, 2-3)

10/23	at #18 Wisconsin*	L, 7-45
10/31	Purdue*	L, 24-31
11/7	Minnesota*	L, 14-41
11/14	at Rutgers*	W, 23-20
11/21	at Nebraska*	W, 41-23
11/28	#3 Ohio State*	Canceled
12/5	#24 Iowa*	2:30 p.m./FS1
12/12	at Northwestern*	TBD
12/19	Big Ten Championship Week*	

\* -- Big Ten Conference Game

## BIG TEN STANDINGS

### WEST DIVISION

Team	Big Ten	Pct.	Overall	Pct
Northwestern	5-1	.833	5-1	.833
<b>IOWA</b>	<b>4-2</b>	<b>.667</b>	<b>4-2</b>	<b>.667</b>
Wisconsin	2-1	.667	2-1	.667
Purdue	2-3	.400	2-3	.400
Minnesota	2-3	.400	2-3	.400
Illinois	2-3	.400	2-3	.400
Nebraska	1-4	.200	1-4	.200

### EAST DIVISION

Team	Big Ten	Pct.	Overall	Pct.
Ohio State	4-0	1.000	4-0	1.000
Indiana	5-1	.833	5-1	.833
Maryland	2-2	.500	2-2	.500
Michigan State	2-3	.400	2-3	.400
Michigan	2-4	.333	2-4	.333
Rutgers	2-4	.333	2-4	.333
Penn State	1-5	.167	1-5	.167



The 14-week show will air on the following outlets:  
 Mediacom MC 22: Wed., 6 p.m./Fri., 6:30 p.m./Sat., 10 a.m.  
 KCWI Des Moines: Sat., Noon  
 CFU Cedar Falls: Thurs., 7 p.m.  
 KCRG Cedar Rapids: Sunday, 10:35 p.m.  
 KCRG-D2 Cedar Rapids: Wed., 6 p.m. thru Dec. then returns to 7 p.m.  
 KYOU Ottumwa: Sunday, 10 p.m.  
 Big Ten Network: Thurs., 7:30 a.m.

## IOWA at ILLINOIS



### IOWA HAWKEYES

**Record:** 4-2, 4-2  
**AP Ranking:** 24  
**Coaches Ranking:** 24  
**Head Coach:** Kirk Ferentz  
**Alma Mater:** Connecticut  
**Overall Record:** 178-127 (25th yr)  
**Record at Iowa:** 166-106 (22nd yr)

### THE SETTING

**Date:** Saturday, Dec. 5, 2020  
**Location:** Champaign, Illinois  
**Stadium:** Memorial Stadium  
**Surface:** Field Turf  
**Series:** Illinois leads, 38-34-2  
**TV:** FS1  
**Radio:** Hawkeye Radio Network // KRUI  
*Gary Dolphin, play-by-play*  
*Ed Podolak, color analyst*  
*Rob Brooks, sideline reporter*  
**Live Audio:** [hawkeyesports.com](http://hawkeyesports.com) (Hawkeye All-Access)  
**Live Stats:** [hawkeyesports.com](http://hawkeyesports.com)  
**Twitter:** @HawkeyeFootball / @IowaFBLive  
**Satellite Radio:** XM Channel 207, Sirius Channel 136



### ILLINOIS

**FIGHTING ILLINI**  
**Record:** 2-3, 2-3  
**AP Ranking:** NR  
**Coaches Ranking:** NR  
**Head Coach:** Lovie Smith  
**Alma Mater:** Tulsa  
**Overall Record:** 17-37 (5th yr)  
**Record at School:** 17-37 (5th yr)



**1** Iowa has won its last four games, outscoring its opponents 151-55 and averaging 37.8 points per game during the winning streak. The Hawkeyes ppg during the winning streak is the most over a four-game stretch since 2002, when they scored 161 points (40.1 ppg) in wins against MICH (34-22), WIS (20-3), NU 62-10) and MINN (45-21).

**2** Iowa ranks second in the Big Ten with 16 rushing touchdowns: RB Mekhi Sargent (7), Goodson (6), QB Spencer Petras (2), WR Nico Ragaini (1). The Hawkeyes have scored 80-percent of their offensive touchdowns (16/20) on the ground.

**3** RB Mekhi Sargent ranks second in the Big with 6.2 yards per carry, and third in the conference with seven rushing touchdowns. Sargent has 20 career rushing touchdowns, 11th most in school history.

**4** RB Tyler Goodson leads the Hawkeyes and ranks second in the B1G with 564 rushing yards. Goodson has started the last 10 games at running back and has 10 rushing touchdowns during that stretch. He has three 100-yard rushing games this season, including a career-high 142 yards at Minnesota. He set a career high with 30 carries against Nebraska.

**5** The Hawkeyes are playing their 21st December football game, but only their third in the regular season (12/5/1891 W 18-14 vs. Kansas; 12/1/1984 W 17-6 vs. Hawaii). Iowa is 12-7-1 all-time in the month of December, and has won its last two December games: 2017 Pinstripe Bowl and 2019 Holiday Bowl.

**6** WR Ihmir Smith-Marsette is the top kickoff returner in Big Ten history. Smith-Marsette averages 29.3 yards on 50 career kickoff returns. Smith-Marsette had a career-high 121 receiving yards against Illinois in 2019.

**7** DT Daviyon Nixon leads an Iowa defensive front that includes three players ranked in the top five in tackles for loss. Nixon leads the Big Ten with 5.0 sacks and 11.5 tackles for loss. DE Chauncey Golston ranks fourth with 7.0 tackles, for loss, and DE Zach VanValkenburg is tied for fifth in the conference with 6.5 tackles for loss.

**8** Tory Taylor ranks second in the Big Ten and 16th in the country averaging 45.1 yards per punt. He has downed 15 of his 27 punts inside the 20. He has 8 punts of 50-plus yards, with a career-high 61 yard punt vs. MSU. Only four of Taylor's 27 punts have been returned (24 yards). Iowa is sixth nationally and No. 1 in the Big Ten in net punting (44.1).

**9** Keith Duncan is Iowa's all-time career leader in field goal percentage (81.4). He has made 48-of-59 career field goal attempts. His 48 career field goals made rank fifth in program history. He is 19-of-19 in his career inside 30 yards, and has made 57 consecutive PATs. Duncan is 10-of-14 on field goal attempts this season.

**10** LB Nick Niemann leads the Hawkeyes and ranks second in the Big Ten with 61 tackles. He entered the season with 80 career tackles, including a season-high 43 as a sophomore in 2018. He recorded a career-best 17 tackles Week 5 at Penn State, the most by a Hawkeye since LB Anthony Hitchens made 19 stops against Iowa State in 2012.



QB

**7 SPENCER PETRAS | SO | 6-5 | 231**

- 6 career starts/11 career games played
- 31.8 ppg, most by QB since Banks in '02 (36.5)
- 60-103-657 during 4-game win streak (3 TD, 2 INT)
- 3 career rushing TD (1, 1, 3)
- 265 passing yards in 1st career start, most by a Hawkeye in his first career start since 2000 (Jon Beutjer)

RB

**15 TYLER GOODSON | SO | 5-10 | 200***Suwanee, Georgia (North Gwinnett)*

- 10 career starts/19 career games played
- Doak Walker Award preseason watch list
- 564 rushing yards, tied for second in the B1G
- Started last 10 games, 10 rushing TDs over that stretch
- 3 100-yard games this season (career-high 142 at MN)

RB

**10 MEKHI SARGENT | SR | 5-9 | 209***Key West, Florida (Key West)*


- 12 career starts/32 career games played
- Doak Walker Award preseason watch list
- 7 rushing TDs, third in the Big Ten
- 6.2 yards per carry, second in Big Ten
- 20 career rush TDs (11 players in school history w/20)

LT

**77 ALARIC JACKSON | SR | 6-6 | 315***Detroit, Michigan (Renaissance)*


- 40 career starts/40 career games played
- 40 career starts, all at LT
- Outland Trophy Preseason Watch List
- Pre-season first-team AA (Pick Six Previews)
- Second-team preseason AA (Athlon)

LG

**73 CODY INCE | SO | 6-4 | 285***Balsam Lake, Wisconsin (Unity)*

- 4 career starts/17 career games played
- First career starts Week 3-6
- Appeared in 11 games in 2019
- Redshirted, saw no action in 2018
- Played football, baseball, and basketball in high school

C

**65 TYLER LINDERBAUM | SO | 6-3 | 288***Solon, Iowa (Solon)*

- 19 career starts/20 career games played
- Rimington Award preseason watch list
- 19 straight starts at center
- First freshman to start at C since '06 (Raphael Eubanks)
- Moved from DL to OL following 2018 regular season

RG

**61 COLE BANWART | SR | 6-4 | 296***Ottosen, Iowa (Algona)*

- 15 career starts/24 career games played
- 2020 Leadership Group
- Started Weeks 1, 3-6 at RG, started Week 2 at LG
- Injured in Week 5 of '19, missed remainder of season
- In 2018, started Weeks 1-2, 9-13 at RG

RT

**71 MARK KALLENBERGER | SO | 6-5 | 290***Bettendorf, Iowa (Bettendorf)*

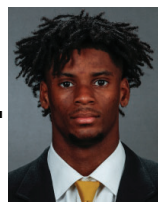
- 8 career starts/21 career games played
- 4 career starts at RG, 1 start at LG, 3 starts at RT
- 1st career start at tackle Week 3 vs. Michigan State
- 2018 Academic All-Big Ten
- Redshirted in 2017

WR

**12 BRANDON SMITH | SR | 6-2 | 215***Lake Cormorant, Mississippi (Lake Cormorant)*

- 25 career starts/40 career games played
- 2 of Iowa's 4 receiving TDs (7 yards, 14 yards)
- 15 receptions, 143 yards in 2020
- 9 career TD, 2 in '18; 5 in '19; 2 in '20
- State champion high jumper in Mississippi (6' 6")

WR

**6 IHMIR SMITH-MARSETTE | SR | 6-1 | 179***Newark, New Jersey (Weequahic)*

- 20 career starts/42 career games played
- Hornung/Biletnikoff preseason watch lists
- Career-high 121 receiving yards vs. Illinois in 2019
- Averages 29.3 yds on 50 KO returns, all-time B1G leader
- 14 receptions, 173 rec. yards, 1 TD in 2020

WR

**3 TYRONE TRACY, JR. | SO | 5-11 | 203***Camby, Indiana (Decatur Central)*

- 10 career starts/23 career games played
- 14 receptions, 154 yards, 1 TD in 2020
- 36 rec., 589 yds (second on team), 3 TDs in '19
- Career-high 130 receiving yards at Wisconsin in '19
- 75-yard TD at WISC was longest scrimmage play of 2019

WR

**89 NICO RAGAINI | SO | 6-0 | 193***East Haven, Conn. (Notre Dame/Avon Old Farms Prep)*


- 5 career starts/22 career games played
- 17 receptions, 189 rec. yards, 1 rush TD in 2020
- 46 receptions led team in '19
- Tied for third on team with 439 receiving yards in '19
- Enrolled in 2018 spring and participated in spring practice

WR

**16 CHARLIE JONES | JR | 6-0 | 187***Deerfield, Illinois (Deerfield)*


- 0 career starts/6 career games played
- 12.9 punt return avg. leads B1G and ranks 11th in nation
- 54-yard punt return TD Week 3 vs. Michigan State
- B1G Special Teams POW (11/9) following Week 3
- Joined program as a walk-on in 2019

TE

**84 SAM LAPORTA | SO | 6-4 | 249***Highland, Illinois (Highland)*

- 6 career starts/18 career games played
- John Mackey Award preseason watch list
- Team-high 22 receptions
- Team-high 203 receiving yards
- 1 of 8 true freshmen to see action in 2019

TE

**42 SHAUN BEYER | JR | 6-5 | 248***Shellsburg, Iowa (Cedar Rapids Kennedy)*

- 12 career starts/34 career games played
- 9 receptions, 121 yards in 2020
- 16 career receptions, 238 yards
- Moved from WR to TE following 2016 regular season
- Three-time Academic All-Big Ten

K

**3 KEITH DUNCAN | SR | 5-10 | 180***Weddington, North Carolina (Weddington)*

- 2020 Lou Groza Award preseason watch list
- 7-time preseason All-American
- 4 field goals, career-high 6 FG attempts vs. ILL in 2019
- 4 FG vs. NEB, 2 FG in fourth quarter, earned B1G POW
- Iowa's all-time leader in FG percentage (48-59, 81.4%)




DE



**57 CHAUNCEY GOLSTON | SR | 6-5 | 270**  
*Detroit, Michigan (East English Village Prep)*

- 19 career starts/44 career games played
- Bronko Nagurski, Lott IMPACT preseason watch list
- 28 tackles, 7.0 TFL (45 yards), 4.0 sacks (34 yards)
- 7.0 TFL ranks fourth in Big Ten
- 1 INT, 1 pass breakup, 1 QB hurry, 1 FF

DT



**54 DAVIYON NIXON | JR | 6-3 | 305**  
*Kenosha, Wisconsin (Indian Trail/Iowa Western)*

- 7 career starts/19 career games played
- 11.5 TFL (49 yards) first in Big Ten
- 5.0 sacks (27 yards), first in Big Ten
- 36 tackles, tied for most by BIG d-lineman
- 71-yard interception return for TD at Penn State

DL



**96 JACK HEFLIN | SR | 6-4 | 312**  
*Prophetstown, Illinois (Erie-Prophetstown/NIU)*

- 5 career starts/6 career games played (at Iowa)
- Joined Iowa in '20 as grad transfer from No. Illinois
- Tied career-high 7 tackles Week 2 (most as a Hawkeye)
- '19 HM All-American (Football Pro Focus)
- Second-team All-MAC by league coaches in '19


DE



**97 ZACH VANVALKENBURG | SR | 6-4 | 270**  
*Zeeland, Michigan (Zeeland West)*

- 6 career starts/17 career games played
- 4 fumble recoveries, most in the country
- 3.5 sacks tie for seventh in Big Ten
- 6.5 TFL tied for fifth in Big Ten
- Named B1G Defensive POW Nov. 16 (Minnesota)


LB



**49 NICK NIEMANN | SR | 6-4 | 233**  
*Sycamore, Illinois (Sycamore)*

- 19 career starts/43 career games played
- Team-high 61 tackles, second in B1G
- Career-high 17 tackles Week 5 at Penn State
- Son of Hawkeye assistant coach Jay Niemann
- Brother of former Hawkeye LB Ben Niemann (Chiefs)


LB



**44 SETH BENSON | SO | 6-0 | 231**  
*Sioux Falls, South Dakota (Washington)*

- 5 career starts/21 career games played
- First career start Week 2, career-high 13 tackles
- 40 tackles ranks second on the team
- 11 career tackles entering the season
- Led team in tackles Weeks 2 (13), 3 (8), 4 (7)

LB



**31 JACK CAMPBELL | SO | 6-5 | 243**  
*Cedar Falls, Iowa (Cedar Falls)*

- 1 career start/13 career games played
- Missed Week 1-3 (mononucleosis)
- Returned to action Week 4 at Minn, recording 5 tackles
- 1 of 8 true freshmen to see action in '19
- 2020 Leadership Group


LB  
SS



**4 DANE BELTON | SO | 6-1 | 205**  
*Tampa, Florida (Jesuit)*

- 10 career starts/14 career games played
- 23 tackles, team-high 4 pass break ups in 2020
- Started all 6 games in '20 (1 SS, 5 CASH)
- 2020 Leadership Group
- 25th true freshman (8th DB) in the Ferentz era to start

DB



**8 MATT HANKINS | SR | 6-0 | 180**  
*Lewisville, Texas (Marcus)*

- 25 career starts/35 career games played
- 31 tackles, 1 INT (9 yards), 2 PBU in 2020
- 58 tackles, 7 breakups, 2 INT in '19
- 158 career tackles, 3 INTs
- 2020 Leadership Group


SS



**26 KAEVON MERRIWEATHER | SO | 6-0 | 220**  
*Belleville, Michigan (Belleville)*

- 4 career starts/17 career games played
- Started Weeks 2-3, 5-6 at SS
- Tied career high 5 tackles Week 2 (second career start)
- Redshirted in '19 after seeing action in just two games
- 1 of 12 true freshmen to see action in 2018

FS



**28 JACK KOERNER | JR | 6-0 | 205**  
*Des Moines, Iowa (Dowling)*

- 17 career starts/31 career games played
- 3 INTs ties for fourth in Big Ten
- Tied for third on team with 36 tackles
- Tied career-high 13 tackles Week 1 (1 TFL, 1 yard)
- 2020 Leadership Group


DB



**33 RILEY MOSS | JR | 6-1 | 190**  
*Ankeny, Iowa (Centennial)*

- 13 career starts/28 career games played
- 33 tackles ranks fifth on the team
- 2 INT in 2020, 1 returned for TD (54 yards vs. MSU)
- Career-high 9 tackles Week 2
- Started all six games at right corner

DB



**20 JULIUS BRENTS | SO | 6-2 | 200**  
*Indianapolis, Indiana (Warren Central)*

- 5 career starts/17 career games played
- Tied career high with 4 tackles Week 1 at Purdue
- 2020 Leadership Group
- 1-of-8 true freshmen to start in secondary under Ferentz
- First career INT in first career start at Minnesota in '18

LB



**35 BARRINGTON WADE | SR | 6-1 | 236**  
*Skokie, Illinois (Niles North)*

- 3 career starts/31 career games played
- 2 INTs in 2020
- 2nd career start Week 1, career-high 5 tackles
- First career sack (9) and INT (16) Week 1
- Enterprise Leadership major

DL



**99 NOAH SHANNON | SO | 6-0 | 294**  
*Aurora, Illinois (Oswego)*

- 1 career start/13 career games played
- 11 tackles, 0.5 sacks (5 yards), 1 PBU in 2020
- 13 career tackles, 1 forced fumble, 1 fumble recovery
- Redshirted in 2018, did not see action
- Enterprise Leadership major

P



**9 TORY TAYLOR | FR | 6-4 | 225**  
*Melbourne, Australia (Haileybury College HS)*

- 6 career games played
- 45.1 yards per punt rank 2nd in B1G, 16th in nation
- 15 of 27 punts inside the 20, 8 inside the 10, no touchbacks
- Did not compete as punter in high school
- Elementary education major

**GENERAL INFORMATION**

**Location:** Iowa City, Iowa  
**Founded:** 1847  
**Enrollment:** 30,448  
**President:** Bruce Harreld  
**Director of Athletics:** Gary Barta  
**Conference:** Big Ten (West Division)  
**Nickname:** Hawkeyes  
**Mascot:** Herky  
**Colors:** Black and Gold (PMS 116)  
**First Year of Football:** 1889  
**All-Time Record:** 663-561-39  
**All-Time Bowl Record:** 16-15-1  
**National Champions:** 1921, '22 '56, '58, '60

**STADIUM INFORMATION**

**Stadium:** Kinnick Stadium  
**Opened:** 1929  
**Capacity:** 69,250  
**Playing Surface:** Field Turf  
**All-Time Record:** 297-188-15

**IOWA COACHES  
 GAME DAY LOCATIONS**

**OFFENSE**  
 Brian Ferentz (field) Off. Coord./TE's  
 Ken O'Keefe (field) Quarterbacks  
 Derrick Foster (field) Running Backs  
 Kelton Copeland (booth) Wide Receivers  
 Tim Polasek (field) Offensive Line  
 Dylan Chmura (booth) Grad. Assistant  
 Keeston Terry (field) Grad. Assistant

**DEFENSE**  
 Phil Parker (field) Def. Coord./DBs  
 Kelvin Bell (field) Defensive Line  
 Jay Niemann (booth) Asst. Defensive Line  
 Seth Wallace (field) Asst. Def. Coord./LBs  
 Shane Viilo (booth) Grad. Asst.

**SPECIAL TEAMS**  
 LeVar Woods (field) ST Coordinator

**UI ATHLETIC COMMUNICATIONS**

**Office:** (319) 335-9411  
**Director (Contact):** Steve Roe  
**E-Mail:** ..... steven-roe@uiowa.edu  
**Associate (Secondary Contact):** Matt Weitzel  
**E-Mail:** ..... matthew-weitzel@uiowa.edu  
**Associate:** Chris Brewer  
**E-Mail:** ... christopher-brewer@uiowa.edu  
**Associate:** James Allan  
**E-Mail:** ..... james-allan@uiowa.edu  
**Administrative Assistant:** Rhonda Wetjen  
**E-Mail:** ..... rhonda-wetjen@uiowa.edu

**Mailing Address:**  
 S300 Carver-Hawkeye Arena  
 Iowa City, IA 52242-1020

**WARMING UP THE ARM**

Iowa has won its last four games, outscoring its opponents 151-55 and averaging 37.8 points per game during the winning streak. The Hawkeyes points per game during their four-game winning streak is the most over a four-game stretch since 2002, when they scored 161 points (40.1 ppg) in wins against Michigan (34-22), Wisconsin (20-3), Northwestern 62-10) and Minnesota (45-21).

QB Spencer Petras is 60-103 (58.3) with 657 passing yards (164.3 ypg) during the four-game winning streak. He has thrown three touchdowns and two interceptions over the last four games. Petras has 192 pass attempts through six weeks, the third most by any Big Ten quarterback. He entered the season with 11 career pass attempts.

The Hawkeyes are averaging 31.8 points per game this season, their highest total since 2002 (36.5).

Petras threw for 481 yards in Weeks 1-2, the most by an Iowa quarterback since Jake Rudock passed for 572 yards in the first two games of 2014. His 265 passing yards Week 1 were the most by a Hawkeye quarterback making his first career start since Jon Beutjer in 2000 (380 yards). Petras was the fifth Hawkeye quarterback under Ferentz to make his first career start on opening day. He led the Iowa offense to 460 total yards, its highest total in a Big Ten game since 2018 against Indiana (479).

Petras threw 50 times Week 2 in his Kinnick Stadium debut. The last Iowa quarterback to throw the ball 50 or more times in a game was Jack Rudock, who attempted 56 passes against Maryland in 2014.

**LAPORTA LEADS ALL PASS CATCHERS**

TE Sam LaPorta leads Iowa in receptions (22) and receiving yards (203). Only two times since 1992 has a tight end led Iowa in season receiving yards. Alan Cross in 1992 (55-640) and T.J. Hockenson in 2018 (49-760). Iowa wide receivers account for 60 of the team's 109 receptions. WR Nico Ragaini, WR Brandon Smith, WR Ihmir Smith-Marsette and WR Tyrone Tracy combine for 60 receptions and 659 receiving yards. The receivers have all four of Iowa's touchdowns receptions (Smith 7, 14; Smith-Marsette 8, Tracy 6).

**THAT'S NOT A PUNT, THIS IS A PUNT**

Melbourne, Australia, native Tory Taylor ranks second the Big Ten and 16th in the country averaging 45.1 yards per punt. The freshman has downed 15 of his 27 punts inside the 20. He has eight punts of 50-plus yards, with a career-high 61-yard punt Week 3 vs. Michigan State. Only four of Taylor's 27 punts have been returned (24 yards). Iowa is sixth nationally and No. 1 in the Big Ten in net punting (44.1).

**GOODSON LEADS GROUND GAME**

RB Tyler Goodson leads the Hawkeyes and ranks second in the Big Ten with 564 rushing yards. Goodson has started the last 10 games at running back and has 10 rushing touchdowns during that stretch. He has 1,202 career rushing yards.

Goodson has three 100-yard rushing games this season. He rushed for 113 yards against Michigan State and a career-high 142 yards against Minnesota. He set a career high with 30 carries against Nebraska, rushing for 111 yards. Goodson leads Iowa in rushing attempts (113) and rushing yards (564). He has six rushing touchdowns (15, 3, 9, 7, 1, 10).

Goodson has two multi-touchdown games this season. He had two rushing touchdowns (3, 9) Week 3 vs. Michigan State, and two more Week 4 at Minnesota (7, 1).

Iowa ranks second in the Big Ten with 16 rushing touchdowns: RB Mekhi Sargent (7), Goodson (6), QB Spencer Petras (2), WR Nico Ragaini (1). The Hawkeyes have scored 80 percent of their offensive touchdowns on the ground.

Goodson started the final four games of 2020 and became the first true freshman in program history to lead the team in single-season rushing yards (638). The last redshirt freshman to lead Iowa in single-season rushing yards was Ladell Betts in 1998 (679 yards). Goodson led the team with five rushing touchdowns (1, 10, 2, 55, 1), and had 24 receptions for 166 yards. His 158 combined touches led the team.

In Iowa's 23-19 win against No. 7 Minnesota in 2019, Goodson became the first true freshman to start at running back under Ferentz since 2012 (Greg Garmon).



## HEAD COACH KIRK FERENTZ

Kirk Ferentz (pronounced FAIR-rintz, rhymes with parents) is in his 22nd season as head coach at Iowa. He is the dean of NCAA Division I football coaches and is Iowa's all-time winningest coach, surpassing Hayden Fry in 2019. His contract runs through the 2025 season.



- Named Big Ten Coach of the Year for the fourth time in his career (2002, 2004, 2009, 2015). Only Michigan's Bo Schembechler (6) has more conference coach of the year awards.
- Guided Iowa to Big Ten titles in 2002 and 2004, and the Big Ten West Division title in 2015.
- Named Woody Hayes, Eddie Robinson, and Bobby Dodd Coach of the Year in 2015. Was a finalist for the Maxwell Football Club, Paul "Bear" Bryant Coach of the Year award.
- Ferentz is fourth all-time with 166 overall wins as a member of the Big Ten. He has 101 Big Ten wins, which ranks fourth all-time.
- Named the 2002 Associated Press and Walter Camp National Coach of the Year and AFCA Regional Coach of the Year.
- Iowa has made two BCS bowl appearances, including a 24-14 win in the 2010 FedEx Orange Bowl, and one CFP Bowl (2016).
- Iowa has played in 11 January bowl games with five January bowl victories (2004 Outback Bowl, 2005 Capital One Bowl, 2009 Outback Bowl, 2010 FedEx Orange Bowl, 2019 Outback Bowl).
- Iowa has posted a 157-85 (.649) overall mark and an 97-63 (.606) Big Ten record since 2001. Ferentz has placed in the top one-half of the conference 14 times, including Big Ten titles in 2002 and 2004, a second-place finish in 2009, and a West Division title in 2015.
- At Iowa, Ferentz holds an overall record of 166-106 (.610) and a 101-77 (.567) mark in Big Ten games. He is Iowa's all-time winningest football coach with 166 wins. In 25 seasons as a college head coach, he holds a career mark of 178-127 (.584).
- The only Division I head coach to coach three sons at the same college. Brian, an assistant coach since 2012 and Iowa's offensive coordinator, was a Hawkeye letterman from 2003-05. James was a three-year starter on the Hawkeye offensive line before graduating in May, 2013. Steven was a senior offensive lineman in 2016.

### FERENTZ COACHING RECORD AT IOWA (22nd year)

YEAR	OVERALL	(PCT)	BIG TEN	(PCT)	BOWL
2020	4-2	.667	4-2	.667	
2019	10-3	.769	6-3	.667	Holiday
2018	9-4	.692	5-4	.556	Outback
2017	8-5	.615	4-5	.444	Pinstripe
2016	8-5	.615	6-3	.667	Outback
2015	12-2	.857	8-0	1.000	Rose
2014	7-6	.538	4-4	.500	TaxSlayer
2013	8-5	.615	5-3	.625	Outback
2012	4-8	.333	2-6	.250	---
2011	7-6	.538	4-4	.500	Insight
2010	8-5	.615	4-4	.500	Insight
2009	11-2	.846	6-2	.750	Orange
2008	9-4	.692	5-3	.625	Outback
2007	6-6	.500	4-4	.500	---
2006	6-7	.462	2-6	.250	Alamo
2005	7-5	.583	5-3	.625	Outback
2004	10-2	.833	7-1	.875	Capital One
2003	10-3	.769	5-3	.625	Outback
2002	11-2	.846	8-0	1.000	Orange
2001	7-5	.583	4-4	.500	Alamo
2000	3-9	.250	3-5	.375	---
1999	1-10	.091	0-8	.000	---
<b>Overall</b>	<b>166-106</b>	<b>.610</b>	<b>101-77</b>	<b>.567</b>	

### FERENTZ AMONG BIG TEN'S BEST

Head coach Kirk Ferentz has 101 Big Ten wins as Iowa's head coach, the fourth most of any coach in Big Ten Conference history. The Hawkeyes defeated Penn State, 41-21, on Nov. 21, 2020, to earn Ferentz's 100th conference win.

Ferentz's 166 wins in all games coached as a member of the Big Ten Conference rank fourth all-time in league history. He is one of five coaches in Big Ten Conference history to win at least 150 games as a member of the Big Ten Conference. The top five includes Woody Hayes (202), Amos Alonzo Stagg (199), Bo Schembechler (194), Ferentz (166) and Joe Paterno (162).

Ferentz (166-106) became Iowa's all-time winningest coach on Sept. 1, 2018. The Hawkeyes defeated Northern Illinois, 33-7. It was Ferentz's 144th win as Iowa's head coach, one more than his predecessor, Hayden Fry (143-89-6). Fry coached Iowa for 20 years (1979-98). Ferentz is in his 22nd season in 2020.

Both Ferentz (166,101) and Fry (143, 96) rank in the top five in overall wins and Big Ten wins. Only Iowa and Michigan have two coaches ranked in the top 10 of both win categories (Bo Schembechler 194, 143; and Lloyd Carr 122, 81).

Iowa is the only school in the country to have just two head football coaches since 1979.

### FERENTZ TOPS IN LONGEVITY

Kirk Ferentz is in his 22nd season as Iowa's head football coach in 2020. He is the longest tenured active head coach in college football. Ferentz was named Iowa head coach on Dec. 2, 1998. Gary Patterson of TCU is No. 2 in coaching tenure. Patterson's first year with the Horned Frogs was 2001. Among Big Ten coaches, only Pat Fitzgerald (2006) has been at his current school for 10 seasons or more. Iowa is the only school to have just two head football coaches since 1979.

Defensive coordinator Phil Parker is in his 22nd season on Iowa's staff, his ninth as defensive coordinator. He is the longest tenured defensive coordinator in FBS.

Quarterbacks coach Ken O'Keefe was on Ferentz's original coaching staff before he left for the NFL following the 2011 season. He returned to Iowa in 2017 to coach Iowa's quarterbacks.

Ferentz is the only Division I coach to coach three sons. Brian Ferentz, a former Hawkeye letterman and captain (2003-05), is in his eighth season on Iowa's coaching staff. James Ferentz was a three-year starter on the Hawkeye offensive line and a team captain before graduating in 2013. Steven was an offensive lineman and letterwinner in 2015 and 2016.

### HAWK TALK WITH KIRK FERENTZ

Head Coach Kirk Ferentz is featured on "Hawk Talk with Kirk Ferentz" each week during the regular season. This year's show will be held virtually and streamed live from 6:30-8 p.m. (CT) on the Hawkeye Radio Network, KCRG 9.2 and the Hawkeye Radio Network YouTube channel.

### HAWKEYE HISTORY

Iowa has played 1,267 games since beginning football in 1889. Iowa's overall record is 664-562-39 (.540). That includes a 413-223-16 (.646) record in home games, a 250-339-23 (.427) record in games away from Iowa City, a 339-383-25 (.471) mark in Big Ten games and a 297-188-15 (.610) record in Kinnick Stadium.





**OVERALL WINS**  
(all games played as member of B1G)

Coach, Team	Wins	Seasons	Years
1. Woody Hayes, OSU	205	28	1951-78
2. Amos Alonzo Stagg, CHI	199	37	1896-32
3. Bo Schembechler, MICH	194	21	1969-89
<b>4. Kirk Ferentz, IOWA</b>	<b>166</b>	<b>21</b>	<b>1999-pr.</b>
5. Joe Paterno, PSU	162	19	1993-11
6. Hayden Fry, IOWA	143	20	1979-98
7. Henry Williams, MINN	136	22	1900-21
8. Robert Zuppke, ILL	131	29	1913-41
9. Lloyd Carr, MICH	122	13	1995-07
10. Barry Alvarez, WIS	119	18	1990-05

**BIG TEN CONFERENCE WINS**

Coach, Team	Wins	Seasons	Years
1. Woody Hayes, OSU	153	28	1951-78
2. Bo Schembechler, MICH	143	21	1969-89
3. Amos Alonzo Stagg, CHI	115	37	1896-32
<b>4. Kirk Ferentz, IOWA</b>	<b>101</b>	<b>21</b>	<b>1999-pr.</b>
5. Hayden Fry, IOWA	96	20	1979-98
6. Joe Paterno, PSU	95	19	1993-11
7. Lloyd Carr, MICH	81	13	1995-07
8. Robert Zuppke, ILL	76	29	1913-41
9. Duffly Daugherty, MSU	72	19	1954-72
10. John Cooper	70	13	1988-00

**HAWKEYES UNDER FERENTZ**

Overall .....	166-106
vs. ranked teams.....	30-46
vs. unranked teams .....	135-60
vs. Big Ten teams .....	101-78
vs. Big Ten teams (home).....	56-30
vs. Big Ten teams (away).....	45-47
vs. Big Ten teams (neutral) .....	0-1
When rushing for 150 yards or more .....	104-18
When rushing for 200 yards or more .....	67-6
When passing for 250 yards or more .....	47-26
When passing for 300 yards or more .....	16-8
When Iowa player rushes for 100 yards .....	94-25
When opponent has 100-yard rusher .....	23-48
When opponent has 300-yard passer .....	18-13
When scoring 30 points or more.....	92-9
When scoring 20 points or more.....	128-44
When opponent scores 25 points or more.....	19-62
When holding opponent to 10 pts or less .....	65-2
When Iowa scores first .....	127-36
When Iowa leads at halftime.....	135-28
When Iowa trails at halftime .....	23-76
When game is tied at halftime .....	9-5
When Iowa leads after 3 quarters .....	140-19
When Iowa trails after 3 quarters.....	17-81
When game is tied after 3 quarters.....	9-6
Games decided by 11 points or more .....	97-35
Games decided by 10 points or less .....	53-56
Games decided by 7 points or less .....	44-54
Games decided by 3 points or less .....	21-34
When Iowa has a positive turnover margin .....	102-24
When opponent has a positive turnover margin .....	23-55
When the turnover margin is equal .....	37-24
When returning a punt/kickoff for a score .....	13-6
Overtime games .....	7-5
When temperature is 50 degrees or above.....	109-77
When temperature is below 50 degrees .....	54-26
When temperature is over 90 degrees.....	4-4
When raining:.....	15-9

**THE SERIES**

Saturday will be the 76th meeting between Iowa and Illinois. Iowa trails the all-time series, 35-38-2, but the Hawkeyes have won 14 of the last 17 meetings, 11 of the last 12, and six in a row. Iowa is 15-20 all-time in games played in Champaign, but has won its last three visits, including a 63-0 win in 2018, its largest margin of victory in the series and the largest of the Ferentz era (272 games). Illinois' last win in the series was a 27-24 victory in Champaign in 2008. Here are the series results:

11/30/1899	W	58-0	10/27/1973	L	0-50
*11/09/1901	L	0-27	*10/26/1974	W	14-12
11/27/1902	L	0-80	*9/11/1975	L	12-27
*11/21/1903	W	12-0	9/11/1976	L	6-24
11/19/1904	L	0-29	10/06/1979	W	13-7
*11/09/1907	W	25-12	*10/11/1980	L	14-20
11/07/1908	L	0-22	10/31/1981	L	7-24
*10/26/1918	L	0-19	*10/30/1982	W	14-13
10/18/1919	L	7-9	10/01/1983	L	0-33
10/23/1920	L	3-20	*9/29/1984	W	21-16
*10/15/1921	W	14-2	*11/09/1985	W	59-0
10/21/1922	W	8-7	11/08/1986	L	16-20
*10/20/1923	L	6-9	*11/04/1989	L	7-31
11/01/1924	L	0-36	11/03/1990	W	54-28
*10/17/1925	W	12-10	*10/19/1991	W	24-21
10/16/1926	L	6-13	10/17/1992	W	24-14
*11/05/1927	L	0-14	*10/16/1993	L	3-49
*10/20/1929	T	7-7	10/15/1994	L	7-47
10/26/1935	W	19-0	*11/04/1995	L	7-26
*10/17/1936	T	0-0	11/02/1996	W	31-21
*11/23/1940	W	18-7	*9/27/1997	W	38-10
11/08/1941	W	21-0	9/26/1998	W	37-14
*10/17/1942	L	7-12	*11/06/1999	L	24-40
*11/06/1943	L	10-19	10/14/2000	L	0-31
10/14/1944	L	6-40	*11/01/2003	W	41-10
11/10/1945	L	7-48	10/30/2004	W	23-13
*11/02/1946	L	0-7	*10/01/2005	W	35-7
*10/04/1947	L	12-35	9/23/2006	W	24-7
11/06/1948	L	0-14	*10/13/2007	W	10-6
*10/08/1949	L	14-20	11/1/2008	L	24-27
*11/11/1950	L	7-21	11/15/2014	W	30-14
11/10/1951	L	13-40	*10/10/2015	W	29-20
*11/08/1952	L	13-33	11/19/2016	W	28-0
*11/25/1967	L	19-21	*10/7/2017	W	46-16
11/23/1968	W	37-13	11/17/2018	W	63-0
11/22/1969	W	40-0	*11/23/2019	W	19-10
*11/21/1970	W	22-16			
11/20/1971	L	0-31	*at Iowa City		
*11/25/1972	W	15-14			

**THE LAST MEETING – KEITH DUNCAN**

K Keith Duncan connected on four field goals (23, 45, 24, 29) in Iowa's 19-10 win against Illinois on Nov. 23, 2019, raising his season total to 27 and breaking the Big Ten single-season record. The four made field goals tied a career high (Iowa State, Purdue). Duncan attempted six field goal attempts, a career best.



**IOWA CAREER RECEIVING YARDS**

Name	Rec-Yards	Years
1. Marvin McNutt, Jr.	170-2,861	2008-11
2. D. Johnson-Koulianos	173-2,616	2007-10
3. Tim Dwight	139-2,271	1994-97
4. Danan Hughes	146-2,216	1989-92
5. Ronnie Harmon	146-2,045	1982-85
6. Kevin Kasper	157-1,974	1997-00
7. Dave Moritz	109-1,912	1980-83
8. Kahlil Hill	152-1,892	1998-01
9. Clinton Solomon	118-1,864	02, 04-05
10. Harold Jasper	107-1,863	1991-94
=====		
21. Karl Noonan	102-1,478	1963-65
22. Kennan Davis	112-1,470	2009-12
23. Scott Chandler	117-1,467	2003-06
24. Ihmir Smith-Marsette	99-1,443	2017-pr.

**IOWA CAREER ALL-PURPOSE YARDS**

Name	Rec-Yards	Years
1. Sedrick Shaw	5,043	1993-96
2. Ronnie Harmon	4,985	1982-85
3. Tim Dwight	4,890	1994-97
4. Ladell Betts	4,397	1998-01
5. D. Jn-Koulianos	4,256	2007-10
6. Tavian Banks	4,155	1994-97
7. Albert Young	4,121	2004-07
8. Kahlil Hill	3,966	1998-01
9. Akrum Wadley	3,904	2014-17
10. Danan Hughes	3,374	1989-92
=====		
11. Tony Stewart	3,348	1991-94
12. Harold Jasper	3,333	1991-94
13. Levi Mitchell	3,267	1969-71
14. I. Smith-Marsette	3,148	2017-pr.

**BIG TEN CAREER KICKOFF RETURN AVERAGE (Minimum 40)**

Name (KOR-Yards)	Avg.	Years
1. Ihmir Smith-Marsette, IOWA (50-1,467)	29.3	2018-Pr.
2. Stan Brown, PUR (49-1,412)	28.8	1968-70
3. Desmond Howard, MICH (45-1,211)	26.9	1989-91
4. Jordan Hall, OSU (49-1,308)	26.7	2010-13
5. Anthony Carter, MICH (63-1,606)	26.3	1979-82
6. Curtis Duncan, NU (50-1,308)	26.2	1983-86
7. Ameer Abdullah, NEB (61-1,592)	26.1	2011-14
8. Kahlil Hill, IOWA (58-1,509)	26.0	1998-01
Raheem Mostert, PUR (88-2,289)	26.0	2011-14
Desmond King, IOWA (56-1,458)	26.0	2013-17
11. William Likely, MD (87-2,233)	25.7	2013-16

**THE LAST MEETING – IHMIR SMITH-MARSETTE**

WR Ihmir Smith-Marsette had a career-high 121 receiving yards on four receptions in Iowa’s 19-10 win against Illinois on Nov. 23, 2019. It was his second career 100-yard receiving game.

**SARGENT HITS PAY DIRT**

RB Mekhi Sargent ranks third in the Big Ten with seven rushing touchdowns (15, 3, 9, 7, 1, 10, 2). His two-yard rushing score against Nebraska was the 20th rushing touchdown of his career. He is the 11th player in school history to have 20 career rushing touchdowns. He also has one career receiving touchdown.

Sargent rushed 15 times for 101 yards against Penn State, his first 100-yard rushing game of the season and the third of his career. He has 1,635 career rushing yards, 23rd all-time in program history.

**RETURN TO SENDER**

Iowa has two of the country’s top returners. Junior Charlie Jones leads the Big Ten and ranks 11th in the country averaging 12.9 yards per punt return. He has one punt return for a touchdown (54 yards vs. Michigan State). Senior WR Ihmir Smith-Marsette averages 24.6 yards per kickoff return in 2020, No. 2 in the Big Ten and 23rd in the country.

Smith-Marsette is the top kickoff returner in Big Ten history. Smith-Marsette averages 29.3 yards on 50 career kickoff returns. Smith-Marsette has 1,467 kickoff return yards, fourth all-time in program history (Douthitt 1,762; Johnson-Koulianos 1,575; Hill 1,509).

Smith-Marsette has 1,443 career receiving yards, 24th all-time in program history. He has 3,148 all-purpose yards, 14th all-time.

In 2019, Smith-Marsette became the first player in school history to return two kickoffs for a touchdown in the same season. He did it in consecutive games to end the season. He had a 95-yard kickoff return for a touchdown against Nebraska, tying for the 10th longest in school history, and a 98-yard return against USC at the Holiday Bowl, the seventh longest in school history, an Iowa bowl record, and tying a Holiday Bowl record.

Smith-Marsette had a team-high 10 touchdowns in 2019; five receiving, three rushing, and two kickoff returns.

Smith-Marsette scored three touchdowns at the 2019 Holiday Bowl (all in the first half), tying Shonn Greene’s Iowa bowl record. He is the second Hawkeye in program history to score a touchdown via rush, reception, and kickoff return, in a single game (George Rice, vs. Purdue in 1951). He is the first college player since 1998 (Deuce McAllister, Independence Bowl) to score a touchdown via rush, reception, kickoff return in a bowl game.

**TROPHY COLLECTION**

The Hawkeyes are 18-4 in their last 22 rivalry trophy games (Iowa State, Minnesota, Nebraska, Wisconsin), with all four losses coming to Wisconsin.

The Hawkeyes defended Floyd of Rosedale on Nov. 13 (W, 35-7) in their first of three trophy games in 2020. Iowa defended the Heroes Trophy with a 26-20 win on Nov. 27 against Nebraska. The Hawkeyes try to reclaim the Heartland Trophy on Dec. 12 vs. Wisconsin. Iowa will maintain possession of the Cy-Hawk Trophy vs. Iowa State due to the Big Ten’s decision to play a conference-only schedule.

Trophy	Opponent	Date	Result
Floyd of Rosedale	at Minnesota	11/13	W, 35-7
Heroes	vs. Nebraska	11/27	W, 26-20
Heartland	vs. Wisconsin	12/12	---



## IOWA CAREER SCORING

Name	PTS	TD-PAT-FG	YEARS
1. Nate Kaeding	373	1-166-67	2000-03
2. Mike Meyer	324	0-141-61	2010-13
3. Rob Houghtlin	290	0-128-54	1985-87
4. Tom Nichol	277	0-142-45	1981-84
5. Kyle Schlicher	260	0-107-51	2004-06
6. <b>Keith Duncan</b>	<b>235</b>	<b>0-91-48</b>	<b>2016-pr.</b>

## CAREER FG MADE (SINCE 1979)

Name	FGM	FGA	PCT.
1. Nate Kaeding (2000-03)	67	83	.807
2. Mike Meyer (2010-13)	61	80	.763
3. Rob Houghtlin (1985-87)	54	80	.675
4. Kyle Schlicher (2004-06)	51	67	.761
5. <b>Keith Duncan (2016-pr.)</b>	<b>48</b>	<b>59</b>	<b>.813</b>
6. Tom Nichol (1981-84)	45	74	.608
7. Jeff Skillett (1988-91)	34	62	.548
8. Daniel Murray (2007-09)	32	45	.711
9. Miguel Recinos (2016-18)	29	38	.763
10. Marshall Koehn (2014-15)	28	36	.778

CAREER FG PERCENTAGE (SINCE 1979)  
(minimum 30 attempts)

Name	FGM	FGA	PCT.
1. <b>Keith Duncan (2016-pr.)</b>	<b>48</b>	<b>59</b>	<b>.813</b>
2. Nate Kaeding (2000-03)	67	83	.807
3. Marshall Koehn (2014-15)	28	36	.778
4. Miguel Recinos (2016-18)	29	38	.763
5. Mike Meyer (2010-13)	61	80	.763
6. Kyle Schlicher (2004-06)	51	67	.761
7. Daniel Murray (2007-09)	32	45	.711
8. Rob Houghtlin (1985-87)	54	80	.675
9. Zach Brommert (1995-98)	26	39	.667
10. Tom Nichol (1981-84)	45	74	.608

## CAREER RUSHING TOUCHDOWNS

Name	TD	YEARS
1. Tavian Banks	33	1994-97
Sedrick Shaw	33	1993-96
3. Mark Weisman	32	2012-14
4. Akrum Wadley	28	2014-17
5. Ladell Betts	25	1998-01
6. David Hudson	24	1985-88
7. Albert Young	23	2004-07
8. Shonn Greene	22	2005-06, 08
Ronnie Harmon	22	1982-85
Owen Gill	22	1981-84
11. <b>Mekhi Sargent</b>	<b>20</b>	<b>2018-20</b>

## DUNCAN GETTING HIS KICKS

Senior K Keith Duncan is Iowa's all-time career leader in field goal percentage (81.4). He has made 48-of-59 career field goal attempts. His 48 career field goals made rank fifth in program history. He is 19-of-19 in his career inside 30 yards, and has made 57 consecutive PATs.

Duncan is 10-of-14 on field goal attempts this season. He kicked four field goals, including two in the fourth quarter against Nebraska. He first fourth-quarter field goal against the Huskers (48 yards) broke a 20-20 tie. Duncan has 235 career points, sixth most in program history.

Duncan led the country with a Big Ten single-season record 29 field goals made in 2019, and was a consensus first-team All-American, the 26th in program history. Duncan was named the Bakken-Anderson Kicker of the Year in the Big Ten Conference in 2019, and was one of three finalists for the Lou Groza Award.

Duncan has two game-winning field goals in his career. He kicked a 33-yard field goal as time expired to defeat No. 2 Michigan, 14-13, at home in 2016. He connected on a 48-yard attempt to give Iowa a 27-24 lead with one second left at Nebraska in 2019.

## D-LINE EMERGES AMONG BIG TEN'S BEST

Junior DT Daviyon Nixon leads an Iowa defensive front that includes three players ranked in the top five in tackles for loss. Nixon leads the Big Ten with 5.0 sacks and 11.5 tackles for loss. DE Chauncey Golston ranks fourth with 7.0 tackles, for loss, and DE Zach VanValkenburg is tied for fifth in the conference with 6.5 tackles for loss,

Iowa ranks No. 3 in the conference in scoring defense (16.7), rush defense (109.3) and total defense (322.8). The Hawkeyes are ranked fourth in pass defense (213.5)

Nixon has two games this season (Northwestern, Nebraska) with three tackles for loss. He set career highs in tackles in Week 1 and Week 2, registering seven stops in the season opener at Purdue, and besting that with 11 tackles in the home opener against Northwestern. He recorded his first career interception Week 5 at Penn State, returning in 71 yards for a touchdown. It was his first touchdown scored at any level in his playing career. The 71-yard return ties for the 14th longest interception return in program history.

VanValkenburg had a career-high three sacks Week 4 at Minnesota, the most by a Hawkeye since A.J. Epenesa had 4.5 against Nebraska in 2019. He has four fumble recoveries this season, tied for the most in the country. His 3.5 sacks tie for seventh in the Big Ten.

Golston has 4.0 sacks, tied for third in the Big Ten. He is the lone returning frontline starter on a defense that ranked in the top 20 in scoring, rushing, passing, and total defense in 2019. He intercepted a pass at Penn State, his third career interception, and forced a fumble on Nebraska's final play to help Iowa defeat the Huskers, 26-20. The forced fumble was the first of his career.

Nixon had one career start and 13 games played entering 2020. His career totals included 39 tackles, 6.0 tackles for loss, and three sacks. He is one of three new starters on Iowa's defensive line.

## BIG NIEMANN ON CAMPUS

Senior LB Nick Niemann leads the Hawkeyes and ranks second in the Big Ten with 61 tackles. He entered the season with 80 career tackles, including a season-high 43 as a sophomore in 2018. He recorded a career-best 17 tackles Week 5 at Penn State, the most by a Hawkeye since LB Anthony Hitchens made 19 stops against Iowa State in 2012. Niemann is the third Hawkeye this season to register 13 or more tackles in a single game (FS Jack Koerner 13 vs. Purdue; LB Seth Benson 13 vs. Northwestern).

## BENSON STARTS AND FINISHES

Sophomore LB Seth Benson made his first five career starts Weeks 2-6. He was Iowa's leading tackler in weeks 2-3 and tied for the team lead in Week 4. He recorded a career-high 13 tackles in his first career start Week 2 against Northwestern. It was Benson's first appearance of the season after missing the opener with an injury. He had a team-high eight tackles Week 3 vs. Michigan State, and tied for the team lead with seven stops at Minnesota. His 40 tackles rank second on the team. Benson appeared in all 13 games as a redshirt freshman in 2019, and saw limited action in three games as a true freshman in 2018. He entered his first career start with 11 career tackles.





**HAWKEYE FOOTBALL BY THE NUMBERS**

- 166 Ferentz's career wins as Iowa's Iowa's all-time winningest football coach
- 100 Ferentz became the 12th coach to win 100 games at a Big Ten school (at MSU, 19-16 2OT, 10/13/12)
- 66 NFL Draft picks under Kirk Ferentz
- 62 Calvin Jones' retired number, one of two in school history
- 51 Hawkeyes who have played in the Super Bowl
- 33 Bowl games (17-15-1)
- 29 All-America honors under Ferentz
- 27 Players have combined to earn Academic All-America honors
- 26 Consensus All-Americans (11 under Kirk Ferentz)
- 25 Times finished a season ranked
- 24 Heisman Trophy winner (1939) Nile Kinnick's retired number
- 20 First or second round NFL draft picks under Kirk Ferentz
- 17 Bowl Wins
- 15 CFB Hall of Famers
- 12 School record 12 wins in 2015
- 11 Big Ten Championships
- 9 Former players recognized on Kinnick Stadium Wall of Honor
- 9 Players under Ferentz who have won national awards
- 9 Bowl wins under Kirk Ferentz
- 5 National Championships (1921, 1922, 1956, 1958, 1960)
- 5 Five times finished the year ranked in top 10 over the past 13 seasons
- 4 Kirk Ferentz has been named B1G Coach of the Year
- 3 Three times won 11 games or more under Kirk Ferentz (2002, 2009, 2015)

**ON THE AVERAGE**

DOWN	PLAYS	YARDS	AVG.
First Down	193	1,156	6.0
Second Down	139	732	5.3
Third Down	68	261	3.8
Fourth Down	7	38	5.4

**IOWA BY QUARTERS**

QUARTER	IOWA	OPPONENTS
First	51	14
Second	72	34
Third	21	35
Fourth	47	17
OT	0	0

**POINTS OFF TURNOVERS**

	T/O Gained	Pts Scored
Iowa	16	66
Opponents	8	23

**GOING THE OTHER WAY**

The Hawkeyes rank third in the Big Ten with 10 interceptions (Indiana 16; Northwestern 12). Iowa has 63 interceptions since 2017, the most by any team in the country.

The Hawkeyes had at least one interception in 12 straight games before not collecting an interception Week 6 vs. Nebraska. They had 18 total interceptions during that stretch. Iowa intercepted two passes in the season opener, one in Week 2, three in Week 3, two in Week 4, and two in Week 5. The last time Iowa had a stretch of at least 12 games with an interception was 2008, when the Hawkeyes intercepted a pass in each of the 13 games.

FS Jack Koerner is tied for fourth in the Big Ten with three interceptions. LB Barrington Wade and DB Riley Moss each have two interceptions. DE Chauncey Golston, DB Matt Hankins and DL Daviyon Nixon each have one.

Moss returned his interception 54 yards Week 3 against Michigan State to extend the Hawkeyes' streak of consecutive seasons with a pick-six to 13. Iowa has had at least one interception returned for a touchdown in 18 of the last 20 seasons. Nixon returned his interception 71 yards for a pick six Week 5, the 14th longest interception return in program history.

**JONES NAMED BIG TEN SPECIAL TEAMS PLAYER OF THE WEEK vs. MSU**

WR Charlie Jones was named Big Ten Special Teams Player of the Week following Iowa's 49-7 win over Michigan State on Nov. 7. The award was the first of Jones's career and the first for a Hawkeye this season.

In the second quarter, Jones returned a punt 54 yards for a touchdown. It was his first career punt return for a touchdown, and Iowa's first since 2018 (Kyle Groeneweg, 61 yards at Illinois).

Jones totaled 105 punt return yards on five returns (21.0 avg). He also had two rushes for 38 yards to tally a game-high 143 all-purpose yards.

**VANVALKENBURG NAMED BIG TEN DEFENSIVE PLAYER OF THE WEEK vs. MINNESOTA**

DE Zach VanValkenburg was named the Big Ten Defensive Player of the Week following Iowa's 35-7 win at Minnesota on Nov. 13. The award was the first of VanValkenburg's career, and the second weekly conference honor for the Hawkeyes.

VanValkenburg posted five total tackles (four solo) and a career-high three sacks (15 yards) to help Iowa retain the Floyd of Rosedale trophy. The three sacks were the most by a Hawkeye since A.J. Epenesa registered 4.5 sacks against Nebraska in 2019. VanValkenburg was a key cog in the Iowa defense that nearly posted a shutout against a Minnesota offense that entered the contest averaging 36.3 points per game.

**DUNCAN NAMED BIG TEN CO-SPECIAL TEAMS PLAYER OF THE WEEK vs. NEBRASKA**

K Keith Duncan was named Big Ten Co-Special Teams Player of the Week following No. 24 Iowa's 26-20 win against Nebraska on Nov. 27. to retain the Heroes Trophy for the sixth straight year.

Duncan tied his career high by connecting on four field goals (32, 33, 48, 37) against the Huskers. He was good on two field goals in the fourth quarter, including a 48-yard attempt that broke a 20-20 tie. The two fourth-quarter field goals proved to be the difference in the game, helping Iowa retain the Heroes Trophy and extending the Hawkeyes' winning streak against Nebraska to six.

**IOWA LEADERSHIP GROUP**

The University of Iowa football program's Leadership Group included 22 student-athletes -- nine seniors, two juniors, seven sophomores, and four redshirt freshmen. The purpose of the group is to assist in formulating policies and being involved in team decision-making throughout the year. Players were selected following coaching staff and player input.

The group consists of seniors Cole Banwart, Keith Duncan, Chauncey Golston, Matt Hankins, Alaric Jackson, Nick Niemann, Mekhi Sargent, Austin Schulte and Brandon Smith; juniors, Ivory Kelly-Martin and Jack Koerner; sophomores Dane Belton, Seth Benson, Julius Brents, Jack Campbell, Tyler Linderbaum, Spencer Petras, and Tyrone Tracy, Jr.; and redshirt freshmen Jermari Harris, Desmond Hutson, Logan Lee, and Alex Padilla.



## NATIONAL RANKINGS

AP Poll	Coaches Poll
Nov. 29	Nov. 29
1. Alabama	1. Alabama
2. Notre Dame	2. Notre Dame
3. <b>Ohio State</b>	3. Clemson
4. Clemson	4. <b>Ohio State</b>
5. Texas A&M	5. Florida
6. Florida	6. Texas A&M
7. Cincinnati	7. Cincinnati
8. BYU	8. BYU
9. Miami	9. Miami
10. <b>Indiana</b>	10. Georgia
11. Georgia	11. <b>Indiana</b>
12. Iowa State	12. Iowa State
13. Oklahoma	13. Oklahoma
14. Coastal Carolina	14. Coastal Carolina
15. Marshall	15. Marshall
16. <b>Northwestern</b>	16. USC
17. USC	17. <b>Northwestern</b>
18. <b>Wisconsin</b>	18. Oklahoma State
19. Oklahoma State	19. <b>Wisconsin</b>
20. Louisiana	20. Oregon
21. Oregon	21. Louisiana
22. Tulsa	22. Tulsa
23. Washington	23. Washington
24. <b>IOWA</b>	24. <b>IOWA</b>
25. Liberty	25. Liberty

## HAWKEYES IN THE POLLS

Date	AP	CP	S16	CFP
Pre.	24	23	NR	----
Sept. 13	NR	NR	NR	----
Sept. 20	NR	RV	NR	----
Sept. 27	RV	RV	NR	----
Oct. 4	RV	RV	NR	----
Oct. 11	RV	RV	NR	----
Oct. 18	RV	RV	NR	----
Oct. 25	NR	RV	NR	----
Nov. 1	NR	NR	NR	----
Nov. 8	NR	NR	NR	----
Nov. 15	RV	NR	NR	----
Nov. 21	RV	RV	NR	24
Nov. 29	24	24	NR	

AP=Associated Press; CP=Coaches;  
S16=Super 16; CFP=College Football Poll

## IOWA IN OVERTIME

Iowa holds a 7-5 record in overtime games. Iowa won its first overtime contest, defeating Penn State 26-23 on Nov. 4, 2000, in State College, Pa. The Hawkeyes are 3-4 in single overtime, 3-0 in double overtime and 1-1 in triple overtime. Iowa is 2-2 in overtime in Kinnick Stadium and 5-3 in overtime road games. Following are Iowa's overtime games:

Date	Result	OT's	Opponent
11/4/00	W, 26-23	Double	at Penn State
9/28/02	W, 42-35	Single	at Penn State
10/22/05	L, 20-23	Single	vs. Michigan
9/09/06	W, 20-13	Triple	at Syracuse
10/27/07	W, 34-27	Double	vs. Michigan St.
11/14/09	L, 24-27	Single	at Ohio State
9/10/11	L, 41-44	Triple	at Iowa State
10/13/12	W, 19-16	Double	at Michigan St.
10/26/13	W, 17-10	Single	vs. Northwestern
11/28/14	L, 34-37	Single	vs. Nebraska
9/9/17	W, 44-41	Single	at Iowa State
10/21/17	L, 10-17	Single	at Northwestern

## 2 HAWKEYES OPT OUT OF 2020

Junior Djimon Colbert and redshirt freshman Taajhir McCall have elected to opt out of the 2020 football season due to the COVID-19 pandemic.

Colbert is a junior linebacker from Shawnee, Mission, Kansas. He started all 13 games at linebacker in 2019 and ranked fourth on the team with 61 tackles. McCall is a redshirt freshman defensive lineman from Pensacola, Florida. He did not see action in 2019.

## BACK ON CAMPUS

Three former players are on the University of Iowa football staff in 2019. Brian Ferentz, a three-year letterman from 2003-05, enters his ninth year on staff, his fourth as offensive coordinator.

LeVar Woods, a three-year letterman from 1998-2000, enters his 13th year on the Iowa staff. Woods was named Special Teams Coordinator in 2017. He coached tight ends from 2015-17 and linebackers from 2012-14. He rejoined the program as an administrative assistant in 2008.

Kelvin Bell joined the Iowa program as a defensive lineman in 2000, but had his career cut short due to injury. He returned to the program as a graduate assistant and served as director of on-campus recruiting from 2012-13. He was named recruiting coordinator and defensive assistant coach in February, 2016, and was named defensive line coach in 2019.

## HAWKEYE LEGACIES

Iowa has five players on its 2019 roster whose father played for the Hawkeyes: DE Joe Evans (Spence, 1989), DB Thomas Hartlieb (Jim, 1989-92), LS Zach Kluver (Todd), WR Henry Marchese (John, 1985), and LS Liam Reardon (Bill).

Iowa has one set of the brothers on the team: TE Bryce Schulte and DB Quinn Schulte.

Iowa has three players whose brothers played at Iowa: Zach Kluver (Tyler in 2013-17), LB Nick Niemann (Ben in 2014-17), and FB Johnny Plewa (Macon in 2013-15).

LS Austin Spiewak is the grandson of Gary Grouwinkel, who played for Iowa in the 1957 and 1959 Rose Bowl games.

## CAREER 300/100-YARD PERFORMANCES | 2020 HAWKEYES

## RB TYLER GOODSON (4)

DATE	OPPONENT	ATT	YDS	TDs	LONG
11/29/19	at Nebraska	13	116	1	55
11/7/20	Michigan State	14	113	2	71
11/13/20	at Minnesota	20	142	2	45
11/27/20	Nebraska	30	111	0	13

## RB MEKHI SARGENT (3)

DATE	OPPONENT	ATT	YDS	TDs	LONG
11/17/18	at Illinois	17	121	2	29
11/23/18	Nebraska	26	173	1	32
11/21/20	at Penn State	15	101	2	28

## WR IHMIR SMITH-MARSETTE (2)

DATE	OPPONENT	REC	YDS	TDs	LONG
9/7/19	Rutgers	4	113	2	58
11/23/19	Illinois	4	121	0	40

## WR BRANDON SMITH (1)

DATE	OPPONENT	REC	YDS	TDs	LONG
10/19/19	Purdue	9	106	2	30

## WR TYRONE TRACY (1)

DATE	OPPONENT	REC	YDS	TDs	LONG
11/9/19	at Wisconsin	5	130	1	75



STATISTICAL COMPARISON

	IOWA	ILL
Scoring Average	31.8	21.8
Scoring Defense	16.7	32.0
Rushing Yards	172.8	222.4
Passing Yards	191.7	159.4
Total Offense	364.5	381.8
Rushing Defense	109.3	194.6
Passing Defense	213.5	253.6
Total Defense	322.8	448.2
Punt Return Average	12.9	12.0
KO Return Average	18.1	18.5
Turnover Margin	+8	+7

PRONUNCIATION GUIDE

Head Coach Kirk Ferentz	FAIR-ints
Asst. Coach Brian Ferentz	FAIR-ints
Asst. Coach Tim Polasek	PAWL-uh-seck
Lucas Amaya	Ah-MAY-ah
Yahya Black	WHY-yay
Aaron Blom	BLOMB
Djimon Colbert	JYE-mun
Dallas Craddieth	CRAD-ith
Deontae Craig	dee-AUHN-tae
Spencer Daufeldt	DAW-feld
Brenden Deasfernandes	dee-EZ-fur-nan-dez
Nick DeJong	dee-YOUNG
Tyler Endres	AUN-drez
Asher Fahey	FAY-hee
Ryan Gersonde	gir-SAUN-day
Jermari Harris	jir-MAR-ee
Ethan Hurkett	HERK-it
Alaric Jackson	AH-lair-ick
Dalles Jacobus	DALLAS juh-COE-bus
Yahweh Jeudy	YAW-way JUDY
Connor Kapisak	KAP-uh-sak
Jake Karchinski	kar-CHIN-ski
Jack Koerner	KERN-ir
Tommy Kujawa	KOO-yah-vuh
Luke Lachey	luh-SHAY
Keontae Luckett	key-AUN-tae
Henry Marchese	mar-CASE
Quavon Matthews	QWAY-vohn
Taajhir McCall	TAA-zjheer
Daraun McKinney	DAY-ron
Kaevon Merriweather	KAY-vohn
Josiah Miamen	me-AUH-mun
Nick Niemann	KNEE-mun
Daviyon Nixon	DAVE-ee-un
Alex Padilla	puh-DEE-ah
Turner Pallissard	PAL-is-ard
Spencer Petras	PEE-tris
Monte Pottebaum	POT-uh-bomb
Nico Ragaini	ruh-GAIN-ee
Mekhi Sargent	MUH-kye
Kyler Schott	SHOT
Austin Schulte	SHUL-tee
Bryce Schulte	SHUL-tee
Quinn Schulte	SHUL-tee
Josef Smith	JOSEPH
Ihmir Smith-Marsette	AH-meer Smith MAR-set
Austin Spiewak	SPEE-wack
Diante Vines	dee-AUHN-tae
Wyatt Wegener	WEG-uh-nur
Jamison Witte	WHIT-ee
Elijah Yelverton	YELL-vir-ton

IOWA PROGRAM NOTES

- Iowa had 47 wins from 2015-19, the most of any five-year period in school history.
- The Hawkeyes earned bowl eligibility in 18 of the last 19 seasons. Iowa is 9-8 in bowl games since 2001. Only Ohio State (10) has more bowl wins among Big Ten teams since 2001. The Hawkeyes are 17-15-1 in 33 bowl games. Iowa has won five January bowl games under Ferentz.
- Iowa is the only school to have two head football coaches since 1979. Hayden Fry took over prior to the 1979 season and coached through the 1998 season, posting a record of 143-89-6. Current coach Kirk Ferentz (164-106) replaced Fry and is in his 22nd season in 2020. Ferentz also served as Iowa's offensive line coach from 1981-89 under Fry.
- Iowa played in the Big Ten title game for the first time in program history on Dec. 5, 2015. Iowa earned Big Ten Conference championships in 2002 and 2004 and placed second in 2009. Iowa (8-0, 2002; 8-0, 2015) is one of three Big Ten teams to post a perfect mark in conference play since 1998 (BCS era), joining Michigan State (1) and Ohio State (5).
- Iowa has ranked in the top 10 in the final Associated Press and CNN/USA Today coaches polls five times since 2002, including a ranking of seventh in both polls at the conclusion of the 2009 season. Iowa ranked eighth in 2002, 2003 and 2004. The Hawkeyes finished 2015 ranked ninth in the AP poll and 10th in the USA Today Coaches Poll. In the Big Ten, only Ohio State has more top 10 finishes since 2002.
- Since 1936 when the first AP poll was released, Iowa has appeared in the poll 335 times, the fifth highest total in the Big Ten (Ohio State, Michigan, Wisconsin, and MSU). Iowa has been the top-ranked team in the country 11 times.
- Iowa set a school record with 12 wins in 2015. The Hawkeyes won 11 games in 2002 (11-2), and 2009 (11-2). In 2009, Iowa started 9-0 and won 10 regular season games for just the fourth time in school history.
- Iowa won 10 or more games in three consecutive years (2002-04) for the first time in school history.
- Kirk Ferentz has been named Big Ten Coach of the Year four times (2002, 2004, 2009, 2015) and was named National Coach of the Year in 2002 and 2015. Only Michigan's Bo Schembechler (6) has more conference coach of the year honors. Iowa's Hayden Fry and Penn State's Joe Paterno both won the award three times.
- Iowa has had 10 individual national award winners under head coach Kirk Ferentz. They include Brad Banks (2002 Davey O'Brien, Top Quarterback; 2002 Associated Press National Player of the Year); Dallas Clark (2002 Mackey, Top Tight End); Nate Kaeding (2002 Groza, Top Kicker); Robert Gallery (2003 Outland, Top Lineman); Shonn Greene (2008 Doak Walker, Top Running Back); Brandon Scherff (2014 Outland, Top Lineman), Desmond King (2015 Jim Thorpe), Josey Jewell (2017 Lott IMPACT), T.J. Hockenson (2018, Mackey, Top Tight End).
- Iowa's offensive line earned the Joe Moore Award in 2016, an honor bestowed upon the top offensive line unit in the country. The Hawkeyes were named to the Joe Moore Award midseason honor roll in 2020.
- Iowa's football record in the 2000 decade was 80-45 (.640), a record that ranks as the best decade in Iowa football history, based on total wins. Iowa posted a record of 77-40-4 (.652) during the 1980's and the Hawkeyes were 62-53-2 (.538) in the 1990's. Iowa was 81-49 (.623) from 2010-19.





## HAWKEYES IN THE NFL

Iowa football players have a long tradition of being well prepared for professional football following their college playing careers. Since 2010, 42 Hawkeyes have been selected in the NFL Draft. Today, 37 Hawkeyes are on NFL rosters.



## Former Hawkeye, Current NFL Team

C.J. Beathard, San Francisco 49ers  
 Austin Blythe, Los Angeles Rams  
 Ike Boettger, Buffalo Bills  
 Bryan Bulaga, Los Angeles Chargers  
 Adrian Clayborn, Cleveland Browns  
 James Daniels, Chicago Bears  
 Mike Daniels, Cincinnati Bengals  
 Carl Davis, New England Patriots  
 A.J. Epenesa, Buffalo Bills  
 Noah Fant, Denver Broncos  
 James Ferentz, New England Patriots  
 Jake Gervase, Los Angeles Rams  
 Parker Hesse, Tennessee Titans  
 Anthony Hitchens, Kansas City Chiefs  
 T.J. Hockenson, Detroit Lions  
 Amani Hooker, Tennessee Titans  
 Micah Hyde, Buffalo Bills  
 Josh Jackson, Green Bay Packers  
 Josey Jewell, Denver Broncos  
 Jaleel Johnson, Minnesota Vikings  
 Desmond King, Tennessee Titans  
 Christian Kirksey, Green Bay Packers  
 George Kittle, San Francisco 49ers  
 Casey Kreiter, New York Giants  
 Cedrick Lattimore, Seattle Seahawks  
 Greg Mabin, Tennessee Titans  
 Anthony Nelson, Tampa Bay Buccaneers  
 Matt Nelson, Detroit Lions  
 Ben Niemann, Kansas City Chiefs  
 Michael Ojemudia, Denver Broncos  
 Riley Reiff, Minnesota Vikings  
 Brandon Scherff, Washington  
 Nate Stanley, Minnesota Vikings  
 Geno Stone, Baltimore Ravens  
 Kristian Welch, Baltimore Ravens  
 Nate Wieting, New York Giants  
 Tristan Wirfs, Tampa Bay Buccaneers

## CAPTAINS BY WEEK

**PUR:** Duncan, Golston, Linderbaum, Niemann, Sargent  
**NW:** Duncan, Golston, Linderbaum, Niemann, Sargent  
**MSU:** Duncan, Golston, Linderbaum, Niemann, Sargent  
**MINN:** Duncan, Golston, Linderbaum, Niemann, Sargent  
**PSU:** Duncan, Golston, Linderbaum, Hankins, Niemann, Sargent  
**NEB:** Duncan, Golston, Linderbaum, Hankins, Niemann, Sargent  
**ILL:**  
**WIS:**

## IOWA FOOTBALL AND THE NFL

- The Hawkeyes have had 188 former players in the NFL since 1999, Kirk Ferentz's first year as head coach (75 draft picks/113 free agents).
- At least one Iowa Hawkeye has been selected in every NFL Draft since 1978 (43 consecutive years).
- TE T.J. Hockenson (eighth overall, Detroit) and TE Noah Fant (20th overall, Denver) became the first tight ends from the same school to be drafted in the first round of a single NFL Draft (2019).
- TE George Kittle (San Francisco) was a first-team All-Pro in 2019. OL Marshal Yanda (Baltimore) was named second-team All-Pro.
- DB Desmond King (Los Angeles Chargers), LS Casey Kreiter (Denver), TE George Kittle (San Francisco), and OL Marshal Yanda (Baltimore) were named All-Pro in 2018.
- Over the past 19 years, 155-of-180 (88 percent) of Iowa's senior starters have been drafted in the NFL or signed NFL free agent contracts.
- Over the past 13 years, Iowa has had 49 NFL Draft picks, tied for third most in the Big Ten -- Ohio State (73), Michigan (55), Wisconsin (49).
- Iowa has had seven first round picks in the last 10 NFL drafts -- OL Bryan Bulaga, 2010; DE Adrian Clayborn, 2011; OL Riley Reiff, 2012; OL Brandon Scherff, 2015, TE T.J. Hockenson, TE Noah Fant, 2019; OL Tristan Wirfs, 2020.
- Iowa had six players drafted in the 2012 NFL Draft, which tied for the most in the Big Ten and tied for fourth in the country.
- Former Hawkeye Marshal Yanda (Baltimore OL) is an eight-time Pro-Bowler (2011-16, 2018, 2019) and was named NFL All-Pro in 2011, 2012, 2014, 2015, 2016, 2018, 2019. He retired following the 2019 season.
- In NFL 2011 regular season statistics, former Hawkeye linebackers Chad Greenway (Minnesota) and Pat Angerer (Indianapolis) finished third and fourth, respectively, in tackles. Greenway was named to the Pro Bowl in 2012 and 2013.
- Three former Hawkeyes were involved in the 2012 Super Bowl. DB Tyler Sash played for the Super Bowl champion New York Giants, while LB Jeff Tarpinian was on the injured reserve roster of the New England Patriots. Former Iowa center Brian Ferentz, now is his seventh year on staff and first as Iowa's offensive coordinator, was New England's tight ends coach.
- Former Iowa DB Sean Considine and OL Marshal Yanda won Super Bowl rings with the 2012 Baltimore Ravens in the 2013 Super Bowl.
- Former Iowa LB James Morris (injured reserve) earned a Super Bowl ring with the New England Patriots in 2015. Former TE Tony Moeaki played for the Seattle Seahawks in the same game.
- Former center James Ferentz was a member of the 2016 Super Bowl champion Denver Broncos.
- Former DT Jonathan Babineaux played for the Atlanta Falcons in Super Bowl LI. Former DE Adrian Clayborn and former DB Charles Godfrey were on the Atlanta injured reserve roster.
- Former OL Cole Croston was on the New England Patriots roster in Super Bowl LII. Former C James Ferentz and WR Riley McCarron were on the Patriots practice squad.
- Former DL Adrian Clayborn (active), OL James Ferentz, WR Riley McCarron (injured reserve), and OL Cole Croston (practice squad) earned Super Bowl rings as members of the New England Patriots in Super Bowl LIII.
- Former LB Anthony Hitchens and LB Ben Niemann played for the Super Bowl champion Kansas City Chiefs in 2020. Former QB C.J. Beathard, TE George Kittle, and OL Ross Reynolds were on the NFC Champion San Francisco 49ers.
- Entering the 2020 season, every Iowa senior starting tight end (15) under Kirk Ferentz has been drafted in the NFL or signed by an NFL team. The NFL has employed 17 Iowa tight ends since 1999 (11 drafted/6 free agents).
- All 11 members of Iowa's starting defensive unit in 2008 were either drafted or signed to NFL free agent contracts following the draft.



2020 IOWA STATISTICS

INDIVIDUAL	CATEGORY	STAT	BIG TEN	NCAA
Fumbles Recovered	Zach VanValkenburg	4	1	1
Punt Return TDs	Charlie Jones	1	1	3
Punt Return Avg.	Charlie Jones	12.9	1	11
Tackles For Loss Per Game	Daviyon Nixon	1.9	1	9
Field Goals Per Game	Keith Duncan	1.7	2	13
Fumbles Recovered	Terry Roberts	2	2	5
Punting Avg.	Tory Taylor	45.1	2	16
Rushing Yards	Tyler Goodson	564	2	58
Total Points Scored	Keith Duncan	51	2	82
Rushing TDs	Mekhi Sargent	7	3	34
Rushing Yards Per Game	Tyler Goodson	94.0	3	31
Sacks Per Game	Daviyon Nixon	0.8	3	30
Scoring Avg.	Keith Duncan	8.5	3	48
Total Touchdowns	Mekhi Sargent	7	3	60
Field Goal Percentage	Keith Duncan	0.714	4	59
Interceptions Per Game	Jack Koerner	0.5	4	10
Passing Yards	Spencer Petras	1,138	4	70
Rushing TDs	Tyler Goodson	6	4	51
Total Interceptions	Jack Koerner	3	4	17
Total Tackles Per Game	Nick Niemann	10.2	4	27
Combined Kick Returns Yards	Charlie Jones	194	5	74
Total Points Scored	Mekhi Sargent	42	5	116
All Purpose Yard Per Game	Tyler Goodson	112.0	6	61
Sacks Per Game	Chauncey Golston	0.7	6	62
Total Touchdowns	Tyler Goodson	6	6	87
Completions Per Game	Spencer Petras	18	7	52
Total Interceptions	Riley Moss	2	7	45
Total Interceptions	Barrington Wade	2	7	45
Points Responsible For	Keith Duncan	51	8	155
Passing Yards Per Game	Spencer Petras	189.7	9	78
Passing Yards per Completion	Spencer Petras	10.5	9	89
Scoring Avg.	Mekhi Sargent	7.0	9	100
Combined Kick Returns Yards	Ihmir Smith-Marsette	123	10	124
Total Points Scored	Tyler Goodson	36	10	149
Completion Percentage	Spencer Petras	0.562	11	96
Interceptions Per Game	Riley Moss	0.3	11	56
Interceptions Per Game	Barrington Wade	0.3	11	56
Points Responsible For Per Game	Keith Duncan	8.5	11	129
Rush Yards Per Carry	Tyler Goodson	5.0	11	76
Total Offense Per Game	Spencer Petras	192.2	11	86
Yards per Pass Attempt	Spencer Petras	5.9	11	103
Passing Efficiency	Spencer Petras	107.7	12	109
Passing TDs	Spencer Petras	4	12	111
Rushing Yards	Mekhi Sargent	327	12	152
Sacks Per Game	Zach VanValkenburg	0.6	12	102
Points Responsible For	Spencer Petras	42	13	196
Points Responsible For	Mekhi Sargent	42	13	196
Scoring Avg.	Tyler Goodson	6.3	13	136
Rushing Yards Per Game	Mekhi Sargent	54.5	14	121
TEAM	STAT	BIG TEN	NCAA	
Defensive TDs	2	1	14	
Net Punting Avg.	44.1	1	6	
Sacks Allowed Per Game	1.2	1	18	
Team Tackles for Loss Per Game	7.0	1	34	
Team Sacks Per Game	3.2	2	22	
Turnover Margin Avg.	1.3	2	5	
Turnovers Gained	16	2	18	
4th Down Conversion Pct	0.714	3	21	
Fewest Penalty Yards Per Game	40.8	3	23	
First Downs Gained	124	3	77	
Fumbles Recovered	6	3	23	
Kickoff Return Defense	16.1	3	11	
Passes Intercepted	10	3	15	
Punt Return Avg.	12.9	3	20	
Rushing Defense	109.3	3	20	
Scoring Defense	16.7	3	10	
Total Defense	322.8	3	17	
Fewest Penalties Per Game	4.8	4	25	
Passing Yards Allowed	213.5	4	40	
Red Zone Offense	0.900	4	28	
Scoring Offense	31.8	4	44	
Team Passing Efficiency Defense	113.57	4	17	
Fewest Penalties	29	5	36	
Fumbles Lost	3	5	32	
Fewest Penalty Yards	245	6	37	
First Downs Allowed	110	6	40	
Punt Return Defense	5.4	6	43	
Rushing Offense	172.8	6	56	
Tackles for Loss Allowed Per Game	5.2	6	39	
3rd Down Conversion Pct Defense	0.418	7	76	
4th Down Conversion Pct Defense	0.600	7	73	
Red Zone Defense	0.824	7	50	
Turnovers Lost	8	7	43	
Kickoff Return Avg.	18.1	8	91	
Passes Had Intercepted	5	8	57	
Time of Possession	29:37	8	73	

FIND THE NFL-ER

The Hawkeyes have had NFL talent on their offensive line in each of Kirk Ferentz's 21 completed seasons. Eighteen Iowa offensive linemen have been selected in the NFL Draft, including five in the first round. Former Hawkeye linemen under Ferentz have combined for 11 Pro Bowl appearances. Below is a list of players, by year, that played on the Hawkeyes' offensive line prior to joining the NFL.

Year	Player	NFL Service	2009	2010-pr.
1999	Bruce Nelson	2003-05	2009 Bryan Bulaga	2010-pr.
1999	Eric Steinbach	2003-11	2009 Kyle Calloway	2010
2000	Sam Aiello	2004	2009 Adam Gettis	2012-19
2000	Robert Gallery	2004-11	2009 Riley Reiff	2012-pr.
2000	Bruce Nelson	2003-05	2009 J. Vandervelde	2011-16
2000	David Porter	2003-04	2010 James Ferentz	2014-pr.
2000	Eric Steinbach	2003-11	2010 Adam Gettis	2012-19
2001	Robert Gallery	2004-11	2010 Riley Reiff	2012-pr.
2001	Bruce Nelson	2003-05	2010 J. Vandervelde	2011-16
2001	David Porter	2003-04	2010 Markus Zusevics	2012-13
2001	Eric Steinbach	2003-11	2011 James Ferentz	2014-pr.
2002	Robert Gallery	2004-11	2011 Adam Gettis	2012-19
2002	Bruce Nelson	2003-05	2011 Riley Reiff	2012-pr.
2002	David Porter	2003-04	2011 Brandon Scherff	2015-pr.
2002	Eric Steinbach	2003-11	2011 Matt Tobin	2013-18
2003	Sam Aiello	2004	2011 Markus Zusevics	2012-13
2003	Brian Ferentz	2007	2012 Connor Boffeli	2014-15
2003	Robert Gallery	2004-11	2012 James Ferentz	2014-pr.
2003	Mike Jones	2007-08	2012 Austin Blythe	2016-pr.
2003	Pete McMahon	2005-06	2012 Andrew Donnal	2015-20
2003	Eric Rothwell	2004	2012 Brandon Scherff	2015-pr.
2004	Mike Elgin	2007-08	2012 Matt Tobin	2013-18
2004	Brian Ferentz	2007	2013 Austin Blythe	2016-pr.
2004	Mike Jones	2007-08	2013 Connor Boffeli	2014-15
2004	Pete McMahon	2005-06	2013 Brandon Scherff	2015-pr.
2005	Mike Elgin	2007-08	2014 Austin Blythe	2016-pr.
2005	Brian Ferentz	2007	2014 Andrew Donnal	2015-20
2005	Mike Jones	2007-08	2014 Brandon Scherff	2015-pr.
2005	Seth Olsen	2009-12	2015 Austin Blythe	2016-pr.
2005	Marshal Yanda	2007-19	2015 Cole Croston	2017-19
2006	Mike Elgin	2007-08	2015 James Daniels	2018-pr.
2006	Mike Jones	2007-08	2016 Cole Croston	2017-19
2006	Seth Olsen	2009-12	2016 James Daniels	2018-pr.
2006	Marshal Yanda	2007-19	2017 James Daniels	2018-pr.
2007	Bryan Bulaga	2010-pr.	2017 Ike Boettger	2018-pr.
2007	Kyle Calloway	2010	2017 Tristan Wirfs	2020-pr.
2007	Seth Olsen	2009-12	2018 Keegan Render	2019
2007	J. Vandervelde	2011-16	2018 Ross Reynolds	2019
2008	Rob Bruggeman	2009-11	2018 Tristan Wifs	2020-pr.
2008	Bryan Bulaga	2010-pr.	2019 Tristan Wirfs	2020-pr.
2008	Kyle Calloway	2010		
2008	Seth Olsen	2009-12		
2008	J. Vandervelde	2011-16		





# IOWA FOOTBALL

33 Bowl Games 11 Big Ten Championships 28 Consensus All-America Honors 14 CFB Hall of Fame Inductees

Date	Opponent	Score	Conference		Attend
			Record	Time	
Oct. 24	*at Purdue	L, 20-24	0-1	3:21	900
Oct. 31	* Northwestern	L, 20-21	0-2	3:16	1,432
Nov. 7	* Michigan State	W, 49-7	1-2	3:20	1,441
Nov. 13	* at Minnesota	W, 35-7	2-2	3:14	771
Nov. 21	* at Penn State	W, 41-21	3-2	3:26	1,500
Nov. 27	* Nebraska	W, 26-20	4-2	3:16	1,469
Dec. 5	* at Illinois				
Dec. 12	* Wisconsin				

\* -- Big Ten Conference game

## ALL PURPOSE YARDS

All Purpose	g	rush	rcv	pr	kr	ir	total	avg/g
Goodson, Tyl	6	564	108	0	0	0	672	112.0
Sargent, Mek	6	327	6	0	0	0	333	55.5
Smith-Marset	5	12	173	0	123	0	308	61.6
Jones, Charlie	6	38	0	194	0	0	232	38.7
LaPorta, Sam	6	0	203	0	0	0	203	33.8
Ragaini, Nico	6	1	189	0	0	0	190	31.7
Tracy, Tyrone	6	1	154	0	0	0	155	25.8
Smith, Brando	6	0	143	0	0	0	143	23.8
Beyer, Shaun	6	0	121	0	0	0	121	20.2
Kelly-Martin, I.	6	52	22	0	40	0	114	19.0
Moss, Riley	6	0	0	0	0	111	111	18.5
Nixon, Daviyo	6	0	0	0	0	71	71	11.8
Williams, Gavi	1	28	0	0	0	0	28	28.0
Wade, B.	6	0	0	0	0	28	28	4.7
Koerner, Jack	6	0	0	0	0	24	24	4.0
Pottebaum, M	6	0	19	0	0	0	19	3.2
Petras, Spenc	6	15	0	0	0	0	15	2.5
Kritta, Alec	1	0	12	0	0	0	12	12.0
Padilla, Alex	2	7	0	0	0	0	7	3.5
Golston, C.	6	0	0	0	0	-1	-1	-0.2
Team	3	-8	0	0	0	0	-8	-2.7
Total	6	1037	1150	194	163	233	2777	462.8
Opponents	6	656	1281	27	193	27	2184	364.0





Iowa Hawkeye Football  
IOWA Overall Team Statistics (as of Nov 27, 2020)  
All games

Team Statistics	IOWA	OPP
SCORING	191	100
Points Per Game	31.8	16.7
Points Off Turnovers	66	23
FIRST DOWNS	124	110
Rushing	55	45
Passing	61	60
Penalty	8	5
RUSHING YARDAGE	1037	656
Yards gained rushing	1143	868
Yards lost rushing	106	212
Rushing Attempts	226	232
Average Per Rush	4.6	2.8
Average Per Game	172.8	109.3
TDs Rushing	16	7
PASSING YARDAGE	1150	1281
Comp-Att-Int	109-195-5	122-202-10
Average Per Pass	5.9	6.3
Average Per Catch	10.6	10.5
Average Per Game	191.7	213.5
TDs Passing	4	6
TOTAL OFFENSE	2187	1937
Total Plays	421	434
Average Per Play	5.2	4.5
Average Per Game	364.5	322.8
KICK RETURNS: #-Yards	9-163	12-193
PUNT RETURNS: #-Yards	15-194	5-27
INT RETURNS: #-Yards	10-233	5-27
KICK RETURN AVERAGE	18.1	16.1
PUNT RETURN AVERAGE	12.9	5.4
INT RETURN AVERAGE	23.3	5.4
FUMBLES-LOST	8-3	11-6
PENALTIES-Yards	29-245	31-261
Average Per Game	40.8	43.5
PUNTS-Yards	27-1218	37-1527
Average Per Punt	45.1	41.3
Net punt average	44.1	36.0
KICKOFFS-Yards	38-2317	22-1278
Average Per Kick	61.0	58.1
Net kick average	41.4	38.2
TIME OF POSSESSION/Game	29:44	30:16
3RD-DOWN Conversions	29/81	41/98
3rd-Down Pct	36%	42%
4TH-DOWN Conversions	5/7	6/10
4th-Down Pct	71%	60%
SACKS BY-Yards	19-126	7-48
MISC YARDS	0	0
TOUCHDOWNS SCORED	23	13
FIELD GOALS-ATTEMPTS	10-15	3-5
ON-SIDE KICKS	0-0	0-0
RED-ZONE SCORES	(27-30) 90%	(14-17) 82%
RED-ZONE TOUCHDOWNS	(20-30) 67%	(11-17) 65%
PAT-ATTEMPTS	(21-22) 95%	(11-12) 92%
ATTENDANCE	4342	3171
Games/Avg Per Game	3/1447	3/1057
Neutral Site Games		0/0

Score by Quarters	1st	2nd	3rd	4th	OT	Total
IOWA	51	72	21	47	0	191
Opponents	14	34	35	17	0	100

Iowa Hawkeye Football  
IOWA Overall Individual Statistics (as of Nov 30, 2020)  
All games

Rushing	gp	att	gain	loss	net	avg	td	lg	avg/g
Goodson,Tyler	6	113	603	39	564	5.0	6	71	94.0
Sargent,Mekhi	6	53	330	3	327	6.2	7	36	54.5
Kelly-Martin,I.	6	12	54	2	52	4.3	0	14	8.7
Jones,Charlie	6	2	38	0	38	19.0	0	27	6.3
Williams,Gavin	1	8	28	0	28	3.5	0	7	28.0
Petras,Spencer	6	25	63	48	15	0.6	2	10	2.5
Smith-Marsette	5	4	18	6	12	3.0	0	15	2.4
Padilla,Alex	2	2	7	0	7	3.5	0	6	3.5
Tracy,Tyrone	6	1	1	0	1	1.0	0	1	0.2
Ragaini,Nico	6	1	1	0	1	1.0	1	1	0.2
Pottebaum,Monte	6	1	0	0	0	0.0	0	0	0.0
Team	3	4	0	8	-8	-2.0	0	0	-2.7
Total	6	226	1143	106	1037	4.6	16	71	172.8
Opponents	6	232	868	212	656	2.8	7	33	109.3

Passing	gp	effic	comp-att-int	pct	yds	td	lg	avg/g
Petras,Spencer	6	107.70	108-192-5	56.2	1138	4	40	189.7
Padilla,Alex	2	100.40	1-2-0	50.0	12	0	12	6.0
Team	3	0.00	0-1-0	0.0	0	0	0	0.0
Total	6	107.08	109-195-5	55.9	1150	4	40	191.7
Opponents	6	113.57	122-202-10	60.4	1281	6	68	213.5

Receiving	gp	no.	yds	avg	td	lg	avg/g
LaPorta,Sam	6	22	203	9.2	0	20	33.8
Ragaini,Nico	6	17	189	11.1	0	28	31.5
Smith,Brandon	6	15	143	9.5	2	16	23.8
Smith-Marsette	5	14	173	12.4	1	20	34.6
Tracy,Tyrone	6	14	154	11.0	1	24	25.7
Goodson,Tyler	6	11	108	9.8	0	40	18.0
Beyer,Shaun	6	9	121	13.4	0	28	20.2
Kelly-Martin,I.	6	3	22	7.3	0	17	3.7
Pottebaum,Monte	6	2	19	9.5	0	17	3.2
Kritta,Alec	1	1	12	12.0	0	12	12.0
Sargent,Mekhi	6	1	6	6.0	0	6	1.0
Total	6	109	1150	10.6	4	40	191.7
Opponents	6	122	1281	10.5	6	68	213.5

Punt Returns	no.	yds	avg	td	lg
Jones,Charlie	15	194	12.9	1	54
Total	15	194	12.9	1	54
Opponents	5	27	5.4	0	17

Interceptions	no.	yds	avg	td	lg
Koerner,Jack	3	24	8.0	0	19
Moss,Riley	2	111	55.5	1	57
Wade,B.	2	28	14.0	0	16
Hankins,Matt	1	0	0.0	0	0
Nixon,Daviyon	1	71	71.0	1	71
Golston,C.	1	-1	-1.0	0	0
Total	10	233	23.3	2	71
Opponents	5	27	5.4	0	18

Kick Returns	no.	yds	avg	td	lg
Smith-Marsette	5	123	24.6	0	33
LaPorta,Sam	2	0	0.0	0	0
Kelly-Martin,I.	2	40	20.0	0	23
Total	9	163	18.1	0	33
Opponents	12	193	16.1	0	24

Fumble Returns	no.	yds	avg	td	lg
Total	0	0	0.0	0	0
Opponents	1	2	2.0	0	2

Iowa Hawkeye Football  
IOWA Overall Individual Statistics (as of Nov 30, 2020)  
All games

Scoring	td	fg	PAT				dpx	saf	pts
			kick	rush	rcv	pass			
Duncan,Keith	-	10-14	21-21	-	-	-	-	51	
Sargent,Mekhi	7	-	-	-	-	-	-	42	
Goodson,Tyler	6	-	-	1-1	-	-	-	38	
Petras,Spencer	2	-	-	-	-	-	-	12	
Smith,Brandon	2	-	-	-	-	-	-	12	
Ragaini,Nico	1	-	-	-	-	-	-	6	
Tracy,Tyrone	1	-	-	-	-	-	-	6	
Jones,Charlie	1	-	-	-	-	-	-	6	
Moss,Riley	1	-	-	-	-	-	-	6	
Nixon,Daviyon	1	-	-	-	-	-	-	6	
Smith-Marsette	1	-	-	-	-	-	-	6	
Shudak,Caleb	-	0-1	-	-	-	-	-	0	
Team	-	-	0-1	-	-	-	-	0	
Total	23	10-15	21-22	1-1	-	-	-	191	
Opponents	13	3-5	11-12	-	1	1-1	-	100	

Total Offense	g	plays	rush	pass	total	avg/g
Petras,Spencer	6	217	15	1138	1153	192.2
Goodson,Tyler	6	113	564	0	564	94.0
Sargent,Mekhi	6	53	327	0	327	54.5
Kelly-Martin,I.	6	12	52	0	52	8.7
Jones,Charlie	6	2	38	0	38	6.3
Williams,Gavin	1	8	28	0	28	28.0
Padilla,Alex	2	4	7	12	19	9.5
Smith-Marsette	5	4	12	0	12	2.4
Tracy,Tyrone	6	1	1	0	1	0.2
Ragaini,Nico	6	1	1	0	1	0.2
Team	3	5	-8	0	-8	-2.7
Total	6	421	1037	1150	2187	364.5
Opponents	6	434	656	1281	1937	322.8

Field Goals	fg	pct.	01-19	20-29	30-39	40-49	50-99	lg	blk
Duncan,Keith	10-14	71.4	0-0	3-3	4-5	3-3	0-3	48	0
Shudak,Caleb	0-1	0.0	0-0	0-0	0-0	0-0	0-1	0	0

Punting	no.	yds	avg	lg	tb	fc	i20	50+	blk
Taylor,Tory	27	1218	45.1	61	0	10	15	8	0
Total	27	1218	45.1	61	0	10	15	8	0
Opponents	37	1527	41.3	58	0	7	10	4	0

FG Sequence	IOWA	Opponents
Purdue	(27),(33)	(29)
Northwestern	(22),(47),52	-
Michigan State	37	48
Minnesota	50	39
Penn State	(40),50,(24)	-
Nebraska	(32),(33),(48),(37),51	(31),(39)

Kickoffs	no.	yds	avg	tb	ob	retn	net	ydln
Shudak,Caleb	38	2317	61.0	22	0			
Total	38	2317	61.0	22	0	16.1	41.4	23
Opponents	22	1278	58.1	11	0	18.1	38.2	26

Numbers in (parentheses) indicate field goal was made.



Iowa Hawkeye Football  
IOWA Overall Defensive Statistics (as of Nov 27, 2020)  
All games

#	Defensive Leaders	gp	Tackles				tfl/yds	Sacks no-yds	Pass defense			Fumbles		blkd	
			ua	a	tot				int-yds	brup	qbh	rcv-yds	ff	kick	saf
49	Niemann,Nick	6	28	33	61	2.0-3	.	.	.	.	.	.	.	.	.
44	Benson,Seth	5	23	17	40	1.5-10	1.0-10	.	.	2	.	.	.	.	.
54	Nixon,Daviyon	6	18	18	36	11.5-49	5.0-27	1-71	1	1	.	1	.	.	.
28	Koerner,Jack	6	21	15	36	2.0-4	.	3-24	1	.	.	.	1	.	.
33	Moss,Riley	6	26	7	33	0.5-2	.	2-111	2	.	.	.	.	.	.
8	Hankins,Matt	6	22	9	31	.	.	1-0	2	.	.	.	.	.	.
57	Golston,C.	6	16	12	28	7.0-45	4.0-34	1--1	1	2	.	1	.	.	.
4	Belton,Dane	6	12	11	23	1.0-6	1.0-6	.	4	.	.	1	.	.	.
97	VanValkenburg,Z	6	10	12	22	6.5-25	3.5-19	.	.	2	4-0	1	.	.	.
31	Campbell,Jack	3	15	5	20	3.5-15	1.0-8	.	.	.	.	1	.	.	.
26	Merriweather,K.	6	10	8	18	.	.	.	.	.	.	.	.	.	.
96	Heflin,Jack	6	11	7	18	2.5-8	1.0-5	.	.	1	.	.	.	.	.
99	Shannon,Noah	6	6	5	11	0.5-5	0.5-5	.	1	.	.	.	.	.	.
22	Roberts,Terry	6	5	3	8	.	.	.	.	.	2-0	.	.	.	.
35	Wade,B.	6	4	2	6	1.0-9	1.0-9	2-28	.	.	.	.	.	.	.
21	Kelly-Martin,I.	6	3	2	5	.	.	.	.	.	.	.	.	.	.
7A	Bracy,Reggie	6	3	1	4	.	.	.	1	.	.	.	.	.	.
20	Brents,Julius	6	1	3	4	.	.	.	1	.	.	.	.	.	.
13	Evans,Joe	6	2	2	4	2.0-8	1.0-3	.	.	3	.	.	.	.	.
47	Anderson,Nick	6	2	1	3	.	.	.	.	.	.	.	.	.	.
5	Jacobs,Jestin	4	1	2	3	.	.	.	.	.	.	.	.	.	.
36	Timm,Mike	6	2	1	3	.	.	.	.	.	.	.	.	.	.
94	Black,Yahya	3	1	2	3	0.5-1	.	.	.	.	.	.	.	.	.
65	Linderbaum,T.	6	3	.	3	.	.	.	.	.	.	.	.	.	.
92	Waggoner,John	3	.	2	2	.	.	.	.	.	.	.	.	.	.
34	Higgins,Jay	5	2	.	2	.	.	.	.	.	.	.	.	.	.
30	Schulte,Quinn	2	2	.	2	.	.	.	.	.	.	.	.	.	.
84	LaPorta,Sam	6	1	.	1	.	.	.	.	.	.	.	.	.	.
46	Klemp,Logan	3	1	.	1	.	.	.	.	.	.	.	.	.	.
23	Byrd,Shadrick	1	.	1	1	.	.	.	.	.	.	.	.	.	.
66	Jacobus,Dalles	5	.	1	1	.	.	.	.	.	.	.	.	.	.
37	Fisher,Kyler	5	1	.	1	.	.	.	.	.	.	.	.	.	.
85	Lee,Logan	2	1	.	1	.	.	.	.	.	.	.	.	.	.
10	Sargent,Mekhi	6	1	.	1	.	.	.	.	.	.	.	.	.	.
Total		6	254	182	436	42-190	19-126	10-233	14	11	6-0	5	1	.	.
Opponents		6	260	126	386	31-101	7-48	5-27	17	5	3-2	6	.	.	.

Iowa Hawkeye Football  
IOWA Red-Zone Results (as of Nov 27, 2020)  
All games

IOWA Inside Opponent Red-Zone

Date	Opponent	Score	Times In RZ	Times Score	Total Pts	Rush TDs	Pass TDs	FGs Made	Failed to score inside RZ						
									FGA	Dow	Int	Fum	Half	Gam	
Oct 24, 202	at Purdue	L 20-24	5	4	20	2	2	0	2	0	0	0	1	0	0
Oct 31, 202	NORTHWESTERN	L 20-21	3	3	17	2	1	1	1	0	0	0	0	0	0
Nov 07, 202	MICHIGAN STATE	49-7	7	5	35	5	4	1	0	1	0	0	0	1	0
Nov 13, 202	at Minnesota	35-7	5	5	35	5	4	1	0	0	0	0	0	0	0
Nov 21, 202	at Penn State	41-21	5	5	31	4	4	0	1	0	0	0	0	0	0
Nov 27, 202	NEBRASKA	26-20	5	5	23	2	1	1	3	0	0	0	0	0	0
Totals			30	27	161	20	16	4	7	1	0	0	1	1	0
27 of 30 (90.0%)															

Opponents Inside IOWA Red-Zone

Date	Opponent	Score	Times In RZ	Times Score	Total Pts	Rush TDs	Pass TDs	FGs Made	Failed to score inside RZ						
									FGA	Dow	Int	Fum	Half	Gam	
Oct 24, 202	at Purdue	L 20-24	5	4	24	3	0	3	1	0	0	1	0	0	0
Oct 31, 202	NORTHWESTERN	L 20-21	3	3	21	3	3	0	0	0	0	0	0	0	0
Nov 07, 202	MICHIGAN STATE	49-7	1	1	7	1	1	0	0	0	0	0	0	0	0
Nov 13, 202	at Minnesota	35-7	3	1	7	1	0	1	0	1	0	1	0	0	0
Nov 21, 202	at Penn State	41-21	1	1	7	1	1	0	0	0	0	0	0	0	0
Nov 27, 202	NEBRASKA	26-20	4	4	20	2	2	0	2	0	0	0	0	0	0
Totals			17	14	86	11	7	4	3	1	0	2	0	0	0
14 of 17 (82.4%)															

# Iowa Hawkeye Football

## IOWA Combined Team Statistics (as of Nov 27, 2020)

### All games

Date	Opponent	Score	Att.
* Oct 24, 202	at Purdue	L 20-24	900
* Oct 31, 202	NORTHWESTERN	L 20-21	1432
* Nov 07, 202	MICHIGAN STATE	W 49-7	1441
* Nov 13, 202	at Minnesota	W 35-7	771
* Nov 21, 202	at Penn State	W 41-21	1500
* Nov 27, 202	NEBRASKA	W 26-20	1469

Record:	Overall	Home	Away	Neutral
All games	4-2	2-1	2-1	0-0
Conference	4-2	2-1	2-1	0-0
Non-Conference	0-0	0-0	0-0	0-0

Team Statistics	IOWA	OPP
FIRST DOWNS	124	110
Rushing	55	45
Passing	61	60
Penalty	8	5
RUSHING YARDAGE	1037	656
Rushing Attempts	226	232
Average Per Rush	4.6	2.8
Average Per Game	172.8	109.3
TDs Rushing	16	7
PASSING YARDAGE	1150	1281
Comp-Att-Int	109-195-5	122-202-10
Average Per Pass	5.9	6.3
Average Per Catch	10.6	10.5
Average Per Game	191.7	213.5
TDs Passing	4	6
TOTAL OFFENSE	2187	1937
Average Per Play	5.2	4.5
Average Per Game	364.5	322.8
KICK RETURNS: #-Yards	9-163	12-193
PUNT RETURNS: #-Yards	15-194	5-27
INT RETURNS: #-Yards	10-233	5-27
FUMBLES-LOST	8-3	11-6
PENALTIES-Yards	29-245	31-261
PUNTS-AVG	27-45.1	37-41.3
TIME OF POSSESSION/G	29:44	30:16
3RD-DOWN Conversions	29/81	41/98
4TH-DOWN Conversions	5/7	6/10

Interceptions	no.	yds	avg	td	lg
Koerner,Jack	3	24	8.0	0	19
Wade,B.	2	28	14.0	0	16
Moss,Riley	2	111	55.5	1	57
Hankins,Matt	1	0	0.0	0	0
Golston,C.	1	-1	-1.0	0	0
Nixon,Daviyon	1	71	71.0	1	71

Punting	no.	yds	avg	lg	tb	fc	i2050+	blk
Taylor,Tory	27	121	45.1	61	0	10	15	8

Punt Returns	no.	yds	avg	td	lg
Jones,Charlie	15	194	12.9	1	54
Total	15	194	12.9	1	54
Opponents	5	27	5.4	0	17

Kick Returns	no.	yds	avg	td	lg
Smith-Marsette	5	123	24.6	0	33
Kelly-Martin,I.	2	40	20.0	0	23
LaPorta,Sam	2	0	0.0	0	0
Total	9	163	18.1	0	33
Opponents	12	193	16.1	0	24

All Purpose	g	rush	rcv	pr	kr	ir	total	avg/g
Goodson,Tyle	6	564	108	0	0	0	672	112.0
Sargent,Mekh	6	327	6	0	0	0	333	55.5
Smith-Marsette	5	12	173	0	123	0	308	61.6
Jones,Charlie	6	38	0	194	0	0	232	38.7
LaPorta,Sam	6	0	203	0	0	0	203	33.8
Total	6	1037	1150	194	163	233	2777	462.8
Opponents	6	656	1281	27	193	27	2184	364.0

Total Offense	g	plays	rush	pass	total	avg/g
Petras,Spencer	6	217	15	1138	1153	192.2
Goodson,Tyler	6	113	564	0	564	94.0
Sargent,Mekhi	6	53	327	0	327	54.5
Kelly-Martin,I.	6	12	52	0	52	8.7
Jones,Charlie	6	2	38	0	38	6.3
Total	6	421	1037	1150	2187	364.5
Opponents	6	434	656	1281	1937	322.8

Rushing	g	att	gain	loss	net	avg	td	lg	avg/g
Goodson,Tyler	6	113	603	39	564	5.0	6	71	94.0
Sargent,Mekhi	6	53	330	3	327	6.2	7	36	54.5
Kelly-Martin,I.	6	12	54	2	52	4.3	0	14	8.7
Jones,Charlie	6	2	38	0	38	19.0	0	27	6.3
Williams,Gavin	1	8	28	0	28	3.5	0	7	28.0
Petras,Spencer	6	25	63	48	15	0.6	2	10	2.5
Smith-Marsette	5	4	18	6	12	3.0	0	15	2.4
Padilla,Alex	2	2	7	0	7	3.5	0	6	3.5
Tracy,Tyrone	6	1	1	0	1	1.0	0	1	0.2
Ragaini,Nico	6	1	1	0	1	1.0	1	1	0.2
Total	6	226	1143	106	1037	4.6	16	71	172.8
Opponents	6	232	868	212	656	2.8	7	33	109.3

Passing	g	effic	comp	att	int	pct	yds	td	lg	avg/g
Petras,Spencer	6	107.70	108	192	5	56.2	1138	4	40	189.7
Padilla,Alex	2	100.40	1	2	0	50.0	12	0	12	6.0
Team	3	0.00	0	1	0	0.0	0	0	0	0.0
Total	6	107.08	109	195	5	55.9	1150	4	40	191.7
Opponents	6	113.57	122	202	10	60.4	1281	6	68	213.5

Receiving	g	no.	yds	avg	td	lg	avg/g
LaPorta,Sam	6	22	203	9.2	0	20	33.8
Ragaini,Nico	6	17	189	11.1	0	28	31.5
Smith,Brandon	6	15	143	9.5	2	16	23.8
Smith-Marsette	5	14	173	12.4	1	20	34.6
Tracy,Tyrone	6	14	154	11.0	1	24	25.7
Goodson,Tyler	6	11	108	9.8	0	40	18.0
Beyer,Shaun	6	9	121	13.4	0	28	20.2
Kelly-Martin,I.	6	3	22	7.3	0	17	3.7
Pottebaum,Monte	6	2	19	9.5	0	17	3.2
Kritta,Alec	1	1	12	12.0	0	12	12.0
Sargent,Mekhi	6	1	6	6.0	0	6	1.0
Total	6	109	1150	10.6	4	40	191.7
Opponents	6	122	1281	10.5	6	68	213.5

Field Goals	fg	pct.	01-19	20-29	30-39	40-49	50-99	lg	blk
Duncan,Keith	10-14	71.4	0-0	3-3	4-5	3-3	0-3	48	0
Shudak,Caleb	0-1	0.0	0-0	0-0	0-0	0-0	0-1	0	0

Scoring	td	fg	PAT				dxp	saf	pts
			kick	rush	rcv	pass			
Duncan,Keith	-	10-14	21-21	-	-	-	-	-	51
Sargent,Mekhi	7	-	-	-	-	-	-	-	42
Goodson,Tyler	6	-	-	1-1	-	-	-	-	38
Petras,Spencer	2	-	-	-	-	-	-	-	12
Smith,Brandon	2	-	-	-	-	-	-	-	12
Jones,Charlie	1	-	-	-	-	-	-	-	6
Tracy,Tyrone	1	-	-	-	-	-	-	-	6
Nixon,Daviyon	1	-	-	-	-	-	-	-	6
Moss,Riley	1	-	-	-	-	-	-	-	6
Ragaini,Nico	1	-	-	-	-	-	-	-	6
Smith-Marsette	1	-	-	-	-	-	-	-	6
Total	23	10-15	21-22	1-1	-	-	-	-	191
Opponents	13	3-5	11-12	-	1	1-1	-	-	100

Score by Quarters	1st	2nd	3rd	4th	OT	Total
IOWA	51	72	21	47	0	191
Opponents	14	34	35	17	0	100

#	Defensive Leaders	gp	Tackles				tfl/yds	Sacks	Pass defense			Fumbles		blkd	
			ua	a	tot				int-yds	brup	qbh	rcv-yds	ff	kick	saf
49	Niemann,Nick	6	28	33	61	2.0	3								
44	Benson,Seth	5	23	17	40	1.5	10								
28	Koerner,Jack	6	21	15	36	2.0	4	1.0-10							



# IOWA FOOTBALL

33 Bowl Games 11 Big Ten Championships 28 Consensus All-America Honors 14 CFB Hall of Fame Inductees

Game	Score	First Downs	Rushing Att-Net	Pass. Yards	Passing Com.-Att.-Int	Total Offense	Punts-Avg.	Fum.-Lost	Pen. Yds.
Iowa	20	19	36-195	265	22-39-0	460	6-44.2	3-2	10-100
at Purdue	24	24	27-104	282	31-50-2	386	6-47.5	0-0	3-21
Northwestern	21	18	60-143	130	11-18-1	273	6-41.7	3-2	6-45
at Iowa	20	20	23-77	216	26-51-3	293	4-49.0	0-0	3-20
Michigan State	7	10	32-59	227	17-38-3	286	10-40.5	1-0	8-55
Iowa	49	19	41-226	179	16-29-0	405	7-45.9	1-0	6-35
Iowa	35	20	35-235	111	9-18-1	346	3-44.3	0-0	2-25
Minnesota	7	19	40-145	167	16-33-2	312	6-36.8	0-0	8-85
Iowa	41	24	46-175	186	18-28-0	361	5-44.4	2-1	6-45
Penn State	21	19	35-62	280	26-38-2	342	4-45.2	3-2	2-15
Nebraska	20	20	38-143	195	21-25-0	338	5-37.0	4-2	4-40
Iowa	26	22	45-129	193	18-30-1	322	2-40.5	2-0	2-20







# IOWA FOOTBALL

33 Bowl Games 11 Big Ten Championships 28 Consensus All-America Honors 14 CFB Hall of Fame Inductees

## Individual

Points	16, Keith Duncan vs. Nebraska, 11/27/20
Rushing Attempts	30, Tyler Goodson vs. Nebraska, 11/27/20
Yards Rushing	142, Tyler Goodson at Minnesota, 11/13/20
Pass Attempts	50, Spencer Petras (26 comp.) vs. Northwestern, 10/31/20
Pass Completions	26 (50 att.), Spencer Petras vs. Northwestern, 10/31/20
Yards Passing	265 (22-of-39), Spencer Petras at Purdue, 10/24/20
Receptions	7, Ihmir Smith-Marsette vs. Northwestern, 10/31/20
Yards Receiving	84, Ihmir Smith-Marsette vs. Northwestern, 10/31/20
Yards Total Offense	265, Spencer Petras at Purdue, 10/24/20
All-Purpose Yards	154, Tyler Goodson at Minnesota, 11/13/20
Yards Punt Returns	105, Charlie Jones vs. Michigan State, 11/7/20
Yards Kickoff Returns	65, Ihmir Smith-Marsette at Purdue, 10/24/20
Field Goals Made	4, Keith Duncan vs. Nebraska, 11/27/20
Extra Points	7, Keith Duncan vs. Michigan State, 11/7/20
Interceptions	1, 10X, last Daviyon Nixon/Chauncey Golston at Penn State, 11/21/20
Tackles	17, Nick Niemann at Penn State, 11/21/20
Sacks	3.0, Zach VanValkenburg at Minnesota, 11/13/20
TFL's	3.0, 3X, last Daviyon Nixon vs. Nebraska, 11/27/20

## Team Offense (Iowa highs)

Points	49 vs. Michigan State, 11/7/20
Rushing Attempts	46 at Penn State, 11/21/20
Net Yards Rushing	235 at Minnesota, 11/13/20
Pass Attempts	51 (26 comp.) vs. Northwestern, 10/31/20
Pass Completions	26 (51 att.) vs. Northwestern, 10/31/20
Yards Passing	265 (22-of-39) at Purdue, 10/24/20
Yards Total Offense	460 at Purdue, 10/24/20
Total Plays	75, 2X, last vs. Nebraska, 11/27/20
First Downs	24 at Penn State, 11/21/20

## Team Defense (Opponents lows)

Points	7, 2X, last at Minnesota, 11/13/20
Rushing Attempts	27 at Purdue, 10/24/20
Net Yards Rushing	59 vs. Michigan State, 11/7/20
Pass Attempts	18 (11 comp.) vs. Northwestern, 10/31/20
Pass Completions	11 (18 comp.) vs. Northwestern, 10/31/20
Yards Passing	130 (11-of-18) vs. Northwestern, 10/31/20
Yards Total Offense	273 vs. Northwestern, 10/31/20
Total Plays	70 vs. Michigan State, 11/7/20
First Downs	10 vs. Michigan State, 11/7/20

## Longest Plays

Run	71	Tyler Goodson vs. Michigan State, 11/7/20
Reception	40	Tyler Goodson at Purdue, 10/24/20
Field Goal	47	Keith Duncan vs. Northwestern, 10/31/20
Interception Return	71 (TD)	Daviyon Nixon at Penn State, 11/21/20
Fumble Return	--	
Punt Return	54 (TD)	Charlie Jones vs. Michigan State, 11/7/20
Kickoff Return	33	Ihmir Smith-Marsette vs. Northwestern, 10/31/20
Scoring drive	85 (12-5:25)	at Minnesota, 11/13/20
Non-scoring drive	59 (7 plays, 2:35)	at Purdue, 10/24/20





# IOWA FOOTBALL

33 Bowl Games 11 Big Ten Championships 28 Consensus All-America Honors 14 CFB Hall of Fame Inductees

**A kickoff was returned for a TD . . .**

by Iowa -- Ihmir Smith-Marsette (98 yards), vs. USC, 12/27/19  
by an opponent -- Will Likely (100 yards), Maryland, 10/31/15

**A punt was returned for a TD . . .**

by Iowa -- Charlie Jones (returned 54 yards on PR), vs. Michigan State, 11/7/20  
by Iowa -- Paki O'Meara (returned 42 yards after block), vs. Eastern Illinois, 9/4/10  
by an opponent -- Christian McCaffrey (63 yards), Stanford, 1/1/16  
by an opponent -- Tremaine McCollum (returned six yards after block), Florida, 1/2/06

**Two punts were returned for a TD . . .**

by Iowa -- Kevonte Martin-Manley (83 and 63 yards), vs. Western Michigan, 9/21/13

**A punt was blocked . . .**

by Iowa -- A.J. Epenesa at Illinois, 11/17/18  
by an opponent -- Jauan Wesley vs. Northern Illinois, 9/1/18

**A punt was blocked and returned for a TD...**

by Iowa -- Ben Niemann vs. Northwestern, 11/1/14  
by an opponent -- Ryan Lewis (block), Pat Amara, Jr., return (TD) vs. Pittsburgh, 9/19/15

**A field goal was blocked...**

by Iowa -- Jack Koerner at Minnesota, 11/13/20  
by an opponent -- Rickey Neal vs. Northern Iowa, 9/15/18

**An interception was returned for a TD . . .**

by Iowa -- Daviyon Nixon (71 yards) at Penn State, 11/21/20  
by an opponent -- Chauncey Gardner, Jr., (58 yards), vs. Florida, 1/2/17

**Two interceptions were returned for a TD . . .**

by Iowa (individual) -- Josh Jackson (43 yards, 52 yards) at Wisconsin, 11/11/17  
by Iowa (team) -- Josey Jewell (34 yards), Bo Bower (88 yards) vs. North Texas, 9/26/15

**A fumble was returned for a TD . . .**

by Iowa -- A.J. Epenesa (19 yards) at Illinois, 11/17/18  
by an opponent -- Blake Dueitt (35 yards), vs. Ball State, 9/6/14

**A blocked PAT attempt was returned for a score . . .**

by Iowa -- D.J. Johnson (99 yards), at Penn State, 9/28/02  
by an opponent -- Jason Simmons (85 yards), at Ohio State, 11/2/91

**A safety was scored . . .**

by Iowa -- (2) at Penn State, 10/27/18 on Dominique Daffney blocked punt & PSU bad snap  
by an opponent -- Shareef Miller TFL on Akrum Wadley rush vs. Penn State, 9/23/17

**A player rushed for over 200 yards . . .**

by Iowa -- Akrum Wadley (26-204), at Northwestern, 10/17/15  
by an opponent -- Jonathan Taylor (31-250), at Wisconsin, 11/9/19

**Iowa had two 100 yard receivers...**

T.J.Hockenson (4-107-2), Noah Fant (4-101-1), at Indiana, 10/13/18

**A player passed for over 300 yards . . .**

by Iowa -- Nate Stanley (308), vs. Illinois, 11/23/19  
by an opponent -- Tanner Morgan (368), Minnesota, 11/16/19

**A player scored four TDs . . .**

by Iowa -- Akrum Wadley (4 rush), at Northwestern, 10/17/15  
by an opponent -- Darnell Autry (3 rush, 1 rec.), Northwestern, 11/9/96

**A team rushed for over 400 yards . . .**

by Iowa -- vs. Tulsa (408 yards), 9/13/97  
by an opponent -- Indiana (433 yards), 9/30/00

**A team passed for over 400 yards . . .**

by Iowa -- vs. Indiana (426 yards), 10/23/99  
by an opponent -- Purdue (458 yards), 10/15/16

**A team gained over 600 yards of total offense . . .**

by Iowa -- vs. Middle Tennessee (644 yards), 9/28/19  
by an opponent -- Wisconsin (604 yards), 11/13/99

**A team scored over 50 points . . .**

by Iowa -- at Illinois (63 points), 11/17/18  
by an opponent -- at Minnesota (51 points), 11/8/14

**A team was held under 75 yards rushing . . .**

by Iowa -- at Penn State, 35-62 yards, 11/21/20  
by an opponent -- vs. Michigan State, 32-59 yards, 11/7/20

**A team was held under 100 yards passing . . .**

by Iowa -- Rutgers (47 yards), 9/7/19  
by an opponent -- Nebraska (99 yards), 11/29/19

**A team was held at/under 200 yards of total offense . . .**

by Iowa -- Rutgers (125 yards), 9/7/19  
by an opponent -- vs. Mississippi State (199 yards), 1/1/19

**Iowa scored 3 or more non-offensive touchdowns . . .**

by Iowa -- vs. Western Michigan (2 punts, 2 interceptions), 9/21/13

**Iowa recovered an onside kick . . .**

by Iowa -- first quarter vs. Illinois, 10/7/17

## LARGEST MARGINS

### Iowa Victories

Opponent, Year	Score	Mar.
Iowa Teachers, 1914	95-0	95
Coe, 1908	92-0	92
Iowa Wesleyan, 1890	91-0	91
Cornell, 1904	88-0	88
Cornell, 1913	76-0	76
Des Moines, 1905	72-0	72
Northwestern, 1913	78-6	72
Grinnell, 1904	69-0	69
Iowa Teachers, 1900	68-0	68
Northern Iowa, 1997	66-0	66
Northwestern, 1981	64-0	64
at Illinois, 2018	63-0	63
Cornell, 1920	63-0	63
Indiana, 1997	62-0	62
UTEP, 1986	69-7	62
Grinnell, 1900	63-2	61
Washington ( Mo.), 1902	61-0	61
Knox, 1922	61-0	61
Cornell, 1894	60-0	60
Indiana, 1913	60-0	60
North Dakota St., 1947	59-0	59
Illinois, 1985	59-0	59
Cornell, 1891	64-6	58
Illinois, 1899	58-0	58
Drake, 1985	58-0	58
Upper Iowa, 1900	57-0	57
Western Michigan, 2013	59-3	56
Ball State, 2005	56-0	56
Coe, 1893	56-0	56
Purdue, 1922	56-0	56
Utah State, 1957	70-14	56
Minnesota, 2008	55-0	55
Ripon, 1928	61-6	55
Iowa State, 1985	57-3	54
Northern Illinois, 1986	57-3	54
Cincinnati, 1990	63-10	53
Kansas State, 1959	53-0	53
Northwestern, 2002	62-10	52
Kent State, 2001	51-0	51
Minnesota, 1983	61-10	51
Northern Illinois, 1991	58-7	51

### Iowa Defeats

Opponent, year	Score	Mar.
Michigan, 1902	0-107	107
Illinois, 1902	0-80	80
Minnesota, 1903	0-75	75
Minnesota, 1916	0-67	67
Ohio State, 1950	21-83	62
Denver A.C., 1893	0-58	58
Nebraska, 1980	0-57	57
Michigan, 1971	7-63	56
Michigan, 1970	0-55	55
USC, 1976	0-55	55
Kansas, 1895	0-54	54
Minnesota, 1936	0-52	52
Notre Dame, 1967	6-56	50
Illinois, 1973	0-50	50





# IOWA FOOTBALL

33 Bowl Games 11 Big Ten Championships 28 Consensus All-America Honors 14 CFB Hall of Fame Inductees

## OFFENSE

Opponent	WR	TE/WR	LT	LG	C	RG	RT	QB	RB	FB/TE/WR	WR/TE
at Purdue	Smith	LaPorta	Jackson	Schott	Linderbaum	Banwart	Cronk	Petras	Goodson	Beyer	Smith-Marsette
Northwestern	Smith	LaPorta	Jackson	Schott	Linderbaum	Banwart	Cronk	Petras	Goodson	Ragaini	Smith-Marsette
Michigan State	Smith	LaPorta	Jackson	Ince	Linderbaum	Banwart	Kallengberger	Petras	Goodson	Ragaini	Tracy, Jr.
at Minnesota	Smith	Beyer	Jackson	Ince	Linderbaum	Banwart	Kallengberger	Petras	Goodson	Pottebaum	Tracy, Jr.
at Penn State	Smith	LaPorta	Jackson	Ince	Linderbaum	Banwart	Kallengberger	Petras	Goodson	Beyer	Smith-Marsette
Nebraska	Smith	LaPorta	Jackson	Ince	Linderbaum	Banwart	Plumb	Petras	Goodson	Beyer	Smith-Marsette
at Illinois											
Wisconsin											
<b>Consec. Starts</b>	<b>6</b>	<b>2</b>	<b>15</b>	<b>4</b>	<b>19</b>	<b>6</b>	<b>1</b>	<b>6</b>	<b>10</b>	<b>3</b>	<b>2</b>
<b>Career Starts</b>	<b>25</b>	<b>7</b>	<b>40</b>	<b>4</b>	<b>19</b>	<b>15</b>	<b>1</b>	<b>6</b>	<b>10</b>	<b>12</b>	<b>20</b>

\* Cronk made 40 career starts at Indiana

## DEFENSE

Opponent	RE	DT	DT	LE	WLB	MLB	LEO/CASH	CB	CB	SS	FS/LB
at Purdue	VanValkenburg	Nixon	Heflin	Golson	Jacobs	Niemann	Wade	Hankins	Moss	Belton	Koerner
Northwestern	VanValkenburg	Nixon	Heflin	Golson	Niemann	Benson	Belton	Hankins	Moss	Merriweather	Koerner
Michigan State	VanValkenburg	Nixon	Heflin	Golson	Niemann	Benson	Belton	Hankins	Moss	Merriweather	Koerner
at Minnesota	VanValkenburg	Nixon	Heflin	Golson	Niemann	Benson	Wade	Hankins	Moss	Belton	Koerner
at Penn State	VanValkenburg	Nixon	Heflin	Golson	Niemann	Benson	Belton	Hankins	Moss	Merriweather	Koerner
Nebraska	VanValkenburg	Nixon	Shannon	Golson	Niemann	Benson	Belton	Hankins	Moss	Merriweather	Koerner
at Illinois											
Wisconsin											
<b>Consec. Starts</b>	<b>6</b>	<b>6</b>	<b>1</b>	<b>19</b>	<b>6</b>	<b>5</b>	<b>7</b>	<b>14</b>	<b>6</b>	<b>2</b>	<b>10</b>
<b>Career Starts</b>	<b>6</b>	<b>7</b>	<b>1</b>	<b>19</b>	<b>19</b>	<b>5</b>	<b>10</b>	<b>25</b>	<b>13</b>	<b>5</b>	<b>17</b>

\* Heflin made 29 career starts at Northern Illinois.

Offense Career Starts		Offensive Line	Linebacker
Quarterback	Spencer Petras (6)	Cole Banwart (15) Coy Cronk (42) Cody Ince (4) Alaric Jackson (40) Mark Kallenberger (8) Tyler Linderbaum (19) Jack Plumb (1) Kyler Schott (9)	Dane Belton (8) Seth Benson (5) Jack Campbell (1) Djimon Colbert (23) Justin Jacobs (1) Nick Niemann (19) Barrington Wade (3)
Wide Receiver	Tyrone Tracy, Jr. (10) Nico Ragaini (4) Brandon Smith (25) Ihmir Smith-Marsette (20)		
Running Back	Tyler Goodson (10) Ivory Kelly-Martin (6) Mekhi Sargent (12)	<b>Defense Career Start</b>	Defensive Back
Fullback	Monte Pottebaum (1)	Defensive End	Dane Belton (2) Julius Brents (5) Matt Hankins (25) Jack Koerner (17) Kaevon Merriweather (5) Riley Moss (13)
Tight End	Shaun Beyer (11) Sam Laporta (7)	Defensive Line	
		Jack Heflin (34) Daviyon Nixon (7) Austin Schulte (2) Noah Shannon (1)	





# IOWA FOOTBALL

33 Bowl Games 11 Big Ten Championships 28 Consensus All-America Honors 14 CFB Hall of Fame Inductees

Opponent	Plays	Yards	T.O.P.	Result	Qtr.	Play
Purdue (4)	5	35	2:03	TD	2	Petras, 1-yd. run
	11	73	4:51	TD	2	Sargent, 1-yd. run
	5	54	0:31	FG	2	Duncan, 27-yd. FG
	10	42	4:01	FG	4	Duncan, 33-yd. FG
<b>Iowa Avg. Drive</b>	<b>7.8</b>	<b>51.0</b>	<b>3:12</b>			
Northwestern (4)	1	7	0:06	TD	1	Smith, 7-yd. TD from Petras
	3	45	1:22	TD	1	Goodson, 15-yd. run
	13	61	5:04	FG	1	Duncan, 22-yd. FG
	9	37	3:11	FG	3	Duncan, 47-yd. FG
<b>Iowa Avg. Drive</b>	<b>6.5</b>	<b>37.5</b>	<b>2:38</b>			
Michigan State (5)	8	75	3:53	TD	1	Goodson, 3-yd. TD run
	10	74	3:57	TD	1	Smith, 14-yd. pass from Petras
	7	47	3:00	TD	2	Goodson, 9-yd. run
	4	75	1:19	TD	3	Sargent, 2-yd. run
3	45	1:30	TD	4	Sargent, 6-yd. run	
<b>Iowa Avg. Drive</b>	<b>6.4</b>	<b>63.2</b>	<b>2:52</b>			
Minnesota (5)	7	64	3:04	TD	1	Ragaini, 1-yd. run
	12	85	5:25	TD	2	Goodson, 7-yd. run
	5	79	2:37	TD	4	Smith-Marsette, 8-yd. pass from Petras
	3	36	1:01	TD	4	Goodson, 1-yd. run
3	51	1:23	TD	4	Sargent, 14-yd. run	
<b>Iowa Avg. Drive</b>	<b>6.0</b>	<b>63.0</b>	<b>2:58</b>			
Penn State (6)	9	55	3:22	FG	1	Duncan, 40-yd. FG
	6	75	2:37	TD	2	Goodson, 10-yd. run
	8	41	3:24	TD	2	Sargent, 1-yd. run
	7	49	0:42	TD	2	Sargent, 1-yd. run
12	54	6:13	TD	3	Petras, 3-yd. run	
6	17	2:28	FG	4	Duncan, 24-yd. FG	
<b>Iowa Avg. Drive</b>	<b>8.0</b>	<b>48.5</b>	<b>3:34</b>			
Nebraska (6)	7	54	2:54	FG	1	Duncan, 32-yd. FG
	6	46	2:53	TD	1	Tracy, Jr., 6-yd. pass from Petras
	12	55	5:54	FG	2	Duncan, 33-yd. FG
	14	66	6:18	TD	3	Sargent, 2-yd. run
8	30	4:03	FG	4	Duncan, 48-yd. FG	
6	19	1:54	FG	4	Duncan, 37-yd. FG	
<b>Iowa Avg. Drive</b>	<b>8.8</b>	<b>45.0</b>	<b>4:13</b>			
<b>Season Avg. (30)</b>	<b>7.3</b>	<b>51.5</b>	<b>3:26</b>			

DRIVE ANALYSIS				
Distance Length (minus)	Iowa		Opponent	
	TD	FG	TD	FG
0-9	1	0	0	0
10-19	0	2	0	0
20-29	0	0	1	1
30-39	2	2	1	0
40-49	6	1	0	0
50-59	2	4	0	0
60-69	2	1	2	1
70-79	6	0	8	2
80-89	1	0	0	0
90-99	0	0	0	0

GAME OPENING DRIVES						
Game	Iowa			Opponent		
	Pts	Plys	Yds	Pts	Plys	Yds
Purdue	0	3	(-3)	0	3	3
N'wstern	0	3	8	0	3	6
Mich. St.	7	8	75	0	6	15
Minnesota	0	7	26	0	6	19
Penn St.	3	9	55	0	6	11
Nebraska	3	7	54	0	4	0
Illinois						
Wisconsin						

SECOND HALF OPENING DRIVES						
Game	Iowa			Opponent		
	Pts	Plys	Yds	Pts	Plys	Yds
Purdue	0	9	28	0	7	73
N'wstern	0	6	7	0	6	4
Mich. St.	7	4	75	7	12	75
Minnesota	0	3	2	0	3	(-3)
Penn St.	0	3	(-16)	0	1	(-6)
Nebraska	7	14	66	7	8	70
Illinois						
Wisconsin						

**LONGEST DRIVES**  
**Plays:** 14 (66 yards, 6:18) vs. Nebraska, 11/27/20  
**Yards:** 85 (12 plays, 5:25) at Minnesota, 11/13/20  
**Time of Possession:** 6:18 (14 plays, 66 yards) vs. Nebraska, 11/27/20

3rd Down and...																			
IOWA										OPPONENTS									
Yards	PUR	NW	MSU	MINN	PSU	NEB	ILL	WIS	Total	Yards	PUR	NW	MSU	MINN	PSU	NEB	ILL	WIS	TOTAL
1-3	2-2	2-4	3-4	3-3	6-6	2-3			18-22	1-3	1-3	3-4	2-5	4-6	3-6	2-3			15-27
4-6	1-1	2-7	0-3	0-1	0-2	0-1			3-15	4-6	4-8	5-9	3-7	1-4	3-6	0-2			16-36
7-9	1-3	0-0	1-4	0-1	1-3	1-5			4-16	7-9	1-4	1-1	1-3	1-3	0-0	1-2			5-13
10-14	0-6	2-6	1-4	0-0	0-3	1-5			4-24	10-14	0-1	1-4	0-3	1-2	1-2	0-2			3-14
15+	0-2	0-0	0-0	0-2	0-1	0-0			0-5	15+	0-0	0-1	1-2	0-1	0-1	1-3			2-8
<b>TOTALS</b>	<b>4-13</b>	<b>6-17</b>	<b>5-15</b>	<b>3-7</b>	<b>7-15</b>	<b>4-14</b>			<b>29-81</b>	<b>TOTAL</b>	<b>6-16</b>	<b>10-19</b>	<b>7-20</b>	<b>7-16</b>	<b>7-15</b>	<b>4-12</b>			<b>40-98</b>



# IOWA FOOTBALL

33 Bowl Games 11 Big Ten Championships 28 Consensus All-America Honors 14 CFB Hall of Fame Inductees

Yards	Type	Player(s)	Opponent
71	Int. Return	Daviyon Nixon	at Penn State
71	Run	Tyler Goodson	Michigan State
57	Int. Return	Riley Moss	at Minnesota
54	Punt Return	Charlie Jones	Michigan State
54	Int. Return	Riley Moss	Michigan State
45	Run	Tyler Goodson	at Minnesota
40	Pass	Spencer Petras to Tyler Goodson	at Purdue
36	Run	Mekhi Sargent	at Minnesota
33	Kick Return	Ihmir Smith-Marsette	Northwestern
31	Punt Return	Charlie Jones	Michigan State
28	Run	Mekhi Sargent	at Penn State
28	Pass	Spencer Petras to Shaun Beyer	at Minnesota
28	Pass	Spencer Petras to Nico Ragaini	at Purdue
28	Pass	Spencer Petras to Nico Ragaini	Michigan State
27	Run	Charlie Jones	Michigan State
26	Pass	Spencer Petras to Nico Ragaini	at Penn State
25	Kick Return	Ihmir Smith-Marsette	at Penn State
25	Run	Tyler Goodson	at Penn State
25	Punt Return	Charlie Jones	at Purdue
24	Pass	Spencer Petras to Tyrone Tracy, Jr.	Michigan State
23	Kick Return	Ivory Kelly-Martin	Nebraska
22	Pass	Spencer Petras to Shaun Beyer	Nebraska
22	Pass	Spencer Petras to Tyrone Tracy, Jr.	Northwestern
22	Kick Return	Ihmir Smith-Marsette	at Purdue
21	Rush	Mekhi Sargent	at Purdue
20	Pass	Spencer Petras to Ihmir Smith-Marsette	Northwestern
20	Pass	Spencer Petras to Sam LaPorta	at Purdue
20	Pass	Spencer Petras to Sam LaPorta	at Purdue

BY LENGTH		
Yards	No.	TD
20-29	18	0
30-39	3	0
40-49	2	0
50-59	3	2
60-69	0	0
70-79	2	1
80-89	0	0
90+	0	0
<b>TOTAL</b>	<b>28</b>	<b>3</b>

BY PLAY TYPE		
Type	No.	TD
Rushing	7	0
Passing	11	0
Punt Returns	3	1
Kick Returns	4	0
Int. Returns	3	2
Fumble Returns	0	0
Other	0	0
<b>TOTAL</b>	<b>28</b>	<b>3</b>

LONGEST PLAYS OF 2020	
<b>RUSHING</b>	71, Tyler Goodson vs. Michigan State, 11/7/20
<b>RUSHING TOUCHDOWN</b>	15, Tyler Goodson vs. Northwestern, 10/31/20
<b>RECEIVING</b>	40, Tyler Goodson at Purdue, 10/24/20
<b>RECEIVING TOUCHDOWN</b>	14, Brandon Smith vs. Michigan State, 11/7/20
<b>PUNT RETURN</b>	54, Charlie Jones vs. Michigan State, 11/7/20 (TD)
<b>KICK RETURN</b>	33, Ihmir Smith-Marsette vs. Northwestern, 10/31/20
<b>INTERCEPTION RETURN</b>	71 (TD), Daviyon Nixon at Penn State, 11/21/20
<b>FUMBLE RETURN</b>	--
<b>PUNT</b>	61, Tory Taylor vs. Michigan State, 11/7/20
<b>FIELD GOAL</b>	48, Keith Duncan vs. Nebraska, 11/27/20

GAME-BY-GAME LONGEST PLAYS					
IOWA			OPPONENT		
Yds	Opponent	Player(s)	Yds	Opponent	Player(s)
40	at Purdue	Tyler Goodson, reception	33	at Purdue	Zander Horvath, rush
33	Northwestern	Ihmir Smith-Marsette, kick return	21	Northwestern	Peyton Ramsey, rush; Kyric McGowan, reception
71	Michigan State	Tyler Goodson, rush	57	Michigan State	Jalen Nailor, reception
57	at Minnesota	Riley Moss, interception return	25	at Minnesota	Rashod Bateman, reception
71	at Penn State	Daviyon Nixon, interception return (TD)	68	at Penn State	Jahan Dotson, reception (TD)
23	Nebraska	Ivory Kelly-Martin, kick return	28	Nebraska	Wan'Dale Robinson, reception







# IOWA FOOTBALL

33 Bowl Games 11 Big Ten Championships 28 Consensus All-America Honors 14 CFB Hall of Fame Inductees

## IOWA BIG PLAYS

OPPONENT	Rushing			Passing				Special Teams		
	20-29	30-39	40+	20-29	30-39	40-49	50+	FG BLK	XPT BLK	PUNT BLK
at Purdue	1	0	0	3	0	1	0	0	0	0
Northwestern	0	0	0	2	0	0	0	0	0	0
Michigan State	1	0	1	2	0	0	0	0	0	0
at Minnesota	0	1	1	1	0	0	0	1	0	0
at Penn State	2	0	0	1	0	0	0	0	1	0
Nebraska	0	0	0	1	0	0	0	0	0	0
at Illinois										
Wisconsin										
<b>TOTALS</b>	<b>4</b>	<b>1</b>	<b>2</b>	<b>10</b>	<b>0</b>	<b>1</b>	<b>0</b>	<b>1</b>	<b>1</b>	<b>0</b>

## OPPONENT BIG PLAYS

OPPONENT	Rushing			Passing				Special Teams		
	20-29	30-39	40+	20-29	30-39	40-49	50+	FG BLK	XPT BLK	PUNT BLK
at Purdue	0	1	0	2	0	0	0	0	0	0
Northwestern	1	0	0	1	0	0	0	0	0	0
Michigan State	0	0	0	0	0	0	2	0	0	0
at Minnesota	0	0	0	2	0	0	0	0	0	0
at Penn State	0	0	0	1	0	0	1	0	0	0
Nebraska	1	0	0	3	0	0	0	0	0	0
at Illinois										
Wisconsin										
<b>TOTALS</b>	<b>2</b>	<b>1</b>	<b>0</b>	<b>9</b>	<b>0</b>	<b>0</b>	<b>3</b>	<b>0</b>	<b>0</b>	<b>0</b>

## TURNOVERS FORCED

OPPONENT	Iowa					Opponent			
	FUM	INT	TOT	PTS OFF	MARGIN	FUM	INT	TOT	PTS OFF
at Purdue	0	2	2	3	0	2	0	2	7
Northwestern	2	1	3	14	0	0	3	3	7
Michigan State	0	3	3	14	+3	0	0	0	0
at Minnesota	0	2	2	7	+1	0	1	1	0
at Penn State	2	2	4	24	+3	1	0	1	7
Nebraska	2	0	2	3	+1	0	1	1	3
at Illinois									
Wisconsin									
<b>TOTALS</b>	<b>6</b>	<b>10</b>	<b>16</b>	<b>58</b>	<b>+8</b>	<b>3</b>	<b>5</b>	<b>8</b>	<b>24</b>





# IOWA FOOTBALL

33 Bowl Games 11 Big Ten Championships 28 Consensus All-America Honors 14 CFB Hall of Fame Inductees

## IOWA DRIVE CHARTS

### PURDUE

QTR.	START	TIME	PLAYS-YDS	TOP	RESULT
1st	IA 15	15:00	3-(-3)	1:45	Punt
	IA 14	11:29	3-0	0:29	Punt
	IA 25	7:07	7-59	2:35	Fumble
	IA 3	2:23	7-44	3:24	Punt
	P 35	12:24	5-35	2:03	TOUCHDOWN
2nd	IA 27	9:33	11-73	4:51	TOUCHDOWN
	IA 22	1:40	3-0	0:41	Punt
	IA 36	0:31	5-54	0:31	FIELD GOAL
3rd	IA 19	12:18	9-28	4:27	Punt
	IA 47	5:57	3-0	1:50	Punt
	IA 43	2:13	10-42	4:01	FIELD GOAL
4th	IA 25	8:20	6-47	2:20	Fumble
	IA 28	2:15	5-16	0:52	Downs

### NORTHWESTERN

QTR.	START	TIME	PLAYS-YDS	TOP	RESULT
1st	IA 27	13:39	3-8	1:57	Punt
	N 7	11:42	1-7	0:06	TOUCHDOWN
	N 45	9:58	3-45	1:22	TOUCHDOWN
	IA 36	6:47	13-61	5:04	FIELD GOAL
2nd	IA 34	10:20	9-37	3:11	FIELD GOAL
	IA 25	1:25	12-41	1:25	Missed FG
3rd	IA 25	15:00	6-7	2:28	Punt
	IA 44	9:44	1-0	0:08	Interception
	IA 25	6:05	3-7	1:24	Punt
	IA 8	0:11	9-38	4:47	Punt
4th	N 36	8:05	3-6	1:16	Interception
	IA 13	4:45	11-41	2:50	Downs
	IA 18	1:29	3-10	0:29	Interception

### MICHIGAN STATE

QTR.	START	TIME	PLAYS-YDS	TOP	RESULT
1st	IA 25	15:00	8-75	3:53	TOUCHDOWN
	IA 26	8:28	10-74	3:57	TOUCHDOWN
	IA 34	3:00	3-2	1:27	Punt
2nd	MSU 47	14:16	7-47	3:00	TOUCHDOWN
	MSU 24	10:33	4-5	1:48	Missed FG
	IA 34	6:47	3-3	0:50	Punt
	IA 31	3:52	3-(-2)	0:57	Punt
3rd	IA 25	10:06	4-75	1:19	TOUCHDOWN
	IA 41	7:50	3-7	1:32	Punt
	IA 41	5:22	4-19	1:20	Punt
	IA 30	1:34	4-28	1:50	Punt
4th	MSU 45	13:27	3-45	1:30	TOUCHDOWN
	IA 10	9:29	3-6	1:29	Punt
	MSU 44	6:11	10-36	6:11	Half

### MINNESOTA

QTR.	START	TIME	PLAYS-YDS	TOP	RESULT
1st	IA 25	15:00	7-26	3:26	Punt
	IA 36	8:46	7-64	3:04	TOUCHDOWN
	IA 15	1:46	1-7	0:45	Interception
2nd	IA 15	13:56	12-85	5:25	TOUCHDOWN
	IA 41	6:13	7-14	3:48	Punt
	M 26	1:35	4-(-6)	1:05	Missed FG
3rd	IA 38	12:47	3-2	1:02	Punt
	IA 21	0:49	5-79	2:37	TOUCHDOWN
4th	M 36	9:57	3-36	1:01	TOUCHDOWN
	IA 49	8:00	3-51	1:23	TOUCHDOWN

## OPPONENT DRIVE CHARTS

### PURDUE

QTR.	START	TIME	PLAYS-YDS	TOP	RESULT
1st	P 38	13:15	3-3	1:46	Punt
	P 34	11:00	9-66	3:53	TOUCHDOWN
	P 16	4:32	5-26	2:09	Punt
2nd	P 7	13:59	3-(-5)	1:35	Punt
	P 25	10:21	3-6	0:48	Punt
	P 25	4:42	9-75	3:02	TOUCHDOWN
3rd	P 43	0:59	3-4	0:28	Interception
	P 16	15:00	7-73	2:42	Interception
	P 1	7:51	4-18	1:54	Punt
4th	P 23	4:07	3-(-5)	1:54	Punt
	P 17	13:12	14-71	4:52	FIELD GOAL
	P 28	6:00	12-72	3:45	TOUCHDOWN

### NORTHWESTERN

QTR.	START	TIME	PLAYS-YDS	TOP	RESULT
1st	N 25	15:00	3-6	1:21	Punt
	N 25	11:36	5-20	1:38	Fumble
	N 25	8:36	3-(-4)	1:49	Punt
	N 25	1:43	16-75	6:23	TOUCHDOWN
	N 21	7:09	14-79	5:44	TOUCHDOWN
2nd	N 10	12:32	6-4	2:48	Punt
	IA 35	9:36	8-35	3:31	TOUCHDOWN
3rd	N 20	4:41	7-36	4:30	Punt
	N 14	10:24	5-8	2:19	Interception
	N 18	6:49	6-27	2:04	Punt
	N 46	1:55	3-(-1)	0:26	Punt
	N 50	1:00	2-(-7)	1:00	Half

### MICHIGAN STATE

QTR.	START	TIME	PLAYS-YDS	TOP	RESULT
1st	MSU 25	11:07	6-15	2:39	Interception
	MSU 23	4:31	3-9	1:31	Punt
	MSU 20	1:33	6-16	2:17	Punt
2nd	MSU 26	11:16	2-9	0:43	Interception
	MSU 20	8:45	3-(-2)	1:58	Punt
	MSU 8	5:57	5-61	2:05	Missed FG
	MSU 10	2:55	3-(-2)	0:58	Punt
3rd	MSU 25	1:57	3-11	0:27	Interception
	MSU 30	1:30	3-(-7)	0:28	Punt
	MSU 25	15:00	12-75	4:54	TOUCHDOWN
	MSU 23	8:47	3-(-2)	0:57	Punt
	MSU 6	6:18	3-2	0:56	Punt
	MSU 11	4:02	5-23	2:28	Punt
4th	MSU 4	14:44	3-8	1:17	Punt
	MSU 25	11:57	7-32	2:28	Punt
	MSU 36	8:00	4-8	1:49	Downs

### MINNESOTA

QTR.	START	TIME	PLAYS-YDS	TOP	RESULT
1st	M 5	11:34	6-19	2:48	Punt
	M 10	5:41	6-37	3:55	Punt
	IA 25	1:01	6-(-16)	2:05	Punt
2nd	M 15	8:24	3-6	2:11	Punt
	M 11	2:25	3-17	0:50	Interception
	M 32	0:30	6-17	0:30	Downs
3rd	M 21	14:55	3-(-3)	2:08	Punt
	M 5	11:45	17-74	10:56	Missed FG
4th	M 25	13:12	6-55	3:15	Interception
	M 25	8:56	3-(-9)	0:56	Punt
	M 25	6:37	15-75	6:23	TOUCHDOWN





# IOWA FOOTBALL

33 Bowl Games 11 Big Ten Championships 28 Consensus All-America Honors 14 CFB Hall of Fame Inductees

## IOWA DRIVE CHARTS

### PENN STATE

QTR.	START	TIME	PLAYS-Yds	TOP	RESULT
1st	IA 22	11:45	9-55	3:22	FIELD GOAL
	IA 25	2:12	6-75	2:37	TOUCHDOWN
2nd	IA 23	13:14	3-1	1:32	Punt
	PSU 41	9:58	8-41	3:24	TOUCHDOWN
	IA 40	4:16	3-(-13)	1:37	Punt
	PSU 49	0:53	7-49	0:42	TOUCHDOWN
3rd	IA 25	15:00	3-(-16)	1:52	Punt
	IA 46	12:58	12-54	6:13	TOUCHDOWN
	IA 12	4:49	2-18	0:40	Fumble
	IA 25	4:01	9-43	3:43	Missed FG
	IA 25	0:00	6-23	3:07	Punt
9:42	PSU 23	9:42	6-17	2:28	FIELD GOAL
	IA 13	3:19	3-4	0:26	Punt

### NEBRASKA

QTR.	START	TIME	PLAYS-Yds	TOP	RESULT
1st	IA 32	15:00	7-54	2:54	FIELD GOAL
	IA 44	9:53	6-19	2:45	Punt
	NEB 46	4:02	6-46	2:53	TOUCHDOWN
2nd	IA 30	12:35	3-(-1)	0:51	Interception
	IA 30	9:42	12-55	5:54	FIELD GOAL
	IA 31	0:29	4-11	0:29	Half
3rd	IA 34	12:05	14-66	6:18	TOUCHDOWN
	IA 40	3:58	8-30	4:03	FIELD GOAL
4th	IA 13	11:45	3-6	1:30	Punt
	NEB 38	10:15	6-19	1:54	FIELD GOAL
	IA 35	5:37	8-33	3:35	Missed FG
	IA 48	1:18	3-(-6)	1:18	Half

## OPPONENT DRIVE CHARTS

### PENN STATE

QTR.	START	TIME	PLAYS-Yds	TOP	RESULT
1st	PSU 25	15:00	6-11	3:15	Punt
	PSU 25	8:23	14-75	6:11	TOUCHDOWN
2nd	PSU 25	14:35	3-4	1:21	Punt
	PSU 29	11:42	4-12	1:44	Fumble
	PSU 25	6:34	6-35	2:18	Downs
	PSU 29	2:39	6-20	1:46	Downs
3rd	IA 40	13:08	1-(-6)	0:10	Fumble
	PSU 25	6:45	3-1	1:56	Punt
	IA 28	4:09	1-28	0:08	TOUCHDOWN
	PSU 32	0:18	1-68	0:11	TOUCHDOWN
	PSU 10	11:53	5-13	2:11	Interception
4th	PSU 25	7:14	9-18	3:55	Punt
	IA 43	2:53	4-17	0:55	Interception
	PSU 25	1:58	9-47	1:58	Half

### NEBRASKA

QTR.	START	TIME	PLAYS-Yds	TOP	RESULT
1st	NEB 25	12:06	4-0	2:13	Punt
	NEB 2	7:08	6-33	3:06	Punt
	NEB 25	1:09	11-62	3:34	FIELD GOAL
2nd	IA 42	11:44	6-22	2:02	FIELD GOAL
	NEB 25	3:48	11-75	3:19	TOUCHDOWN
3rd	NEB 30	15:00	8-70	2:55	TOUCHDOWN
	NEB 21	5:47	3-4	1:49	Punt
4th	NEB 25	14:55	6-30	3:10	Punt
	NEB 21	8:21	6-7	2:44	Punt
	NEB 32	2:02	4-20	0:44	Fumble





# IOWA FOOTBALL

33 Bowl Games 11 Big Ten Championships 28 Consensus All-America Honors 14 CFB Hall of Fame Inductees

## PASSING

### Alex Padilla (RS Fr.)

Att: 2 vs. Michigan State (11/7/20)  
Comp: 1 vs. Michigan State (11/7/20)  
Yards: 12 vs. Michigan State (11/7/20)  
Long: 12 vs. Michigan State (11/7/20)

### Spencer Petras (RS So.)

Att: 50 vs. Northwestern (10/31/20)  
Comp: 26 vs. Northwestern (10/31/20)  
Yards: 265 at Purdue (10/24/20)  
Long: 40 at Purdue (10/24/20)  
TD: 1, 4X, last vs. Nebraska (11/27/20)

### Ihmir Smith-Marsette (Sr.)

Att: 1 vs. USC, 12/27/19

## RUSHING

### Max Cooper (Sr.)

Att: 1 at Indiana (10/13/18)  
Yards: 9 at Indiana (10/13/18)  
Long: 9 at Indiana (10/13/18)

### Tyler Goodson (So.)

Att: 30 vs. Nebraska (11/27/20)  
Yards: 142 at Minnesota (11/13/20)  
Long: 71 vs. Michigan State (11/7/20)  
TD: 2, 2X, last at Minnesota (11/13/20)

### Charlie Jones (Jr.)

Att: 2 vs. Michigan State (11/7/20)  
Yards: 38 vs. Michigan State (11/7/20)  
Long: 27 vs. Michigan State (11/7/20)

### Ivory Kelly-Martin (Jr.)

Att: 24 vs. Maryland (10/20/18)  
Yards: 98 vs. Maryland (10/20/18)  
Long: 57 at Nebraska (11/24/17)  
TD: 2 vs. North Texas (9/16/17)

### Alex Padilla (RS Fr.)

Att: 2 vs. Michigan State (11/7/20)  
Yards: 7 vs. Michigan State (11/7/20)  
Long: 6 vs. Michigan State (11/7/20)

### Turner Pallissard (So.)

Att: 1 vs. MTSU (9/28/19)

### Spencer Petras (RS So.)

Att: 7 at Penn State (11/21/20)  
Yards: 14, 2X, last at Minnesota (11/13/20)  
Long: 10 vs. Northwestern (10/31/20)  
TD: 1, 3X, last at Penn State (11/21/20)

### Monte Pottebaum (So.)

Att: 1, 2X, last vs. Northwestern (10/31/20)

### Nico Ragaini (So.)

Att: 1, 2X, last at Minnesota (11/13/20)  
Yards: 2 vs. Miami, Ohio (8/31/19)  
Long: 2 vs. Miami, Ohio (8/31/19)  
TD: 1 at Minnesota (11/13/20)

### Mekhi Sargent (Sr.)

Att: 26 vs. Nebraska (11/23/18)  
Yards: 173 vs. Nebraska (11/23/18)  
Long: 36 at Minnesota (11/13/20)  
TD: 2, 5X, last at Penn State (11/21/20)

### Ihmir Smith-Marsette (Sr.)

Att: 2, 6X, last at Purdue (10/24/20)  
Yards: 45 at Nebraska (11/29/19)  
Long: 45 at Nebraska (11/29/19)  
TD: 1, 3X, last vs. USC, 12/27/19

### Tyrone Tracy, Jr. (So.)

Att: 1, 8X, last at Penn State (11/21/20)  
Yards: 23 vs. USC, 12/27/19  
Long: 23 vs. USC, 12/27/19  
TD: 1 vs. USC, 12/27/19

### Gavin Williams (Fr.)

Att: 8 vs. Michigan State (11/7/20)  
Yards: 28 vs. Michigan State (11/7/20)  
Long: 7 vs. Michigan State (11/7/20)

## RECEIVING

### Shaun Beyer (Sr.)

Catches: 3 vs. Miami, Ohio (8/31/19)  
Yards: 40 vs. Illinois (11/23/19)  
Long: 40 vs. Illinois (11/23/19)

### Max Cooper (Sr.)

Catches: 1, 4X, last at Wisconsin (11/9/19)  
Yards: 7 vs. UNI (9/15/18)  
Long: 7 vs. UNI (9/15/18)

### Tyler Goodson (So.)

Catches: 5, 2X, last at Purdue (10/24/20)  
Yards: 62 at Michigan (10/5/19)  
Long: 40 at Purdue (10/24/20)

### Ivory Kelly-Martin (Jr.)

Catches: 3 vs. Northwestern (11/10/18)  
Yards: 40 at Minnesota (10/6/18)  
TD: 1 vs. Illinois (10/7/17)  
Long: 25, 2X, last vs. Rutgers (9/7/19)

### Alec Kritta (RS Fr.)

Catches: 1 vs. Michigan State (11/7/20)  
Yards: 12 vs. Michigan State (11/7/20)  
Long: 12 vs. Michigan State (11/7/20)

### Sam LaPorta (So.)

Catches: 6, 2X, last vs. Northwestern (10/31/20)  
Yards: 71 at Purdue (10/24/20)  
Long: 41 at Northwestern (10/26/19)

### Monte Pottebaum (So.)

Catches: 1, 2X, last at Penn State (11/21/20)  
Yards: 17 at Purdue (10/24/20)  
Long: 17 at Purdue (10/24/20)

### Nico Ragaini (So.)

Catches: 7 vs. Penn State (10/12/19)  
Yards: 61 at Purdue (10/24/20)  
Long: 45 vs. Miami, Ohio (8/31/19)  
TD: 1, 2X, last vs. Minnesota (11/16/19)

### Mekhi Sargent (Sr.)

Catches: 4, 2X, last vs. Miami, Ohio (8/31/19)  
Yards: 65 vs. Miami, Ohio (8/31/19)  
TD: 1 vs. Nebraska (11/23/18)  
Long: 48 vs. UNI (9/15/18)

### Brandon Smith (Sr.)

Catches: 9 vs. Purdue (10/19/19)  
Yards: 106 vs. Purdue (10/19/19)  
TD: 2 vs. MTSU (9/28/19)  
Long: 34 at Michigan (10/5/19)

### Ihmir Smith-Marsette (Sr.)

Catches: 7 vs. Northwestern (10/31/20)  
Yards: 121 vs. Illinois (11/23/19)  
TD: 2, 2X, last vs. Rutgers (9/7/19)  
Long: 60 at Minnesota (10/6/18)

### Tyrone Tracy, Jr. (So.)

Catches: 6, 2X, last vs. Illinois (11/23/19)  
Yards: 130 at Wisconsin (11/9/19)  
TD: 1, 4X, last vs. Nebraska (11/27/20)  
Long: 75 at Wisconsin (11/9/19)

## DEFENSE

### Nick Anderson (Sr.)

Tackles: 1, 3X, last vs. Nebraska (11/27/20)  
Solo: 1, 2X, last vs. Nebraska (11/27/20)  
Asst: 1 at Purdue (10/24/20)

### Dane Belton (So.)

Tackles: 6 vs. Purdue (10/19/19)  
Solo: 5 vs. USC, 12/27/19  
Asst: 3, 3X, last vs. Michigan State (11/7/20)  
Sack: 1 at Penn State (11/21/20)  
TFL: 1, 3X, last at Penn State (11/21/20)  
PB: 2 at Minnesota (11/13/20)  
FF: 1 at Penn State (11/21/20)

### Seth Benson (So.)

Tackles: 13 vs. Northwestern (10/31/20)  
Solo: 10 vs. Northwestern (10/31/20)  
Asst: 4 at Penn State (11/21/20)  
Sack: 1 vs. Nebraska (11/27/20)  
TFL: 1 vs. Nebraska (11/27/20)  
QH: 2 vs. Northwestern (10/31/20)

### Shaun Beyer (Sr.)

Tackles: 1 at Penn State (10/27/18)  
Solo: at Penn State (10/27/18)

### Yahya Black (Fr.)

Tackles: 2 at Minnesota (11/13/20)  
Solo: 1 at Minnesota (11/13/20)  
Asst: 1, 2X, last at Penn State (11/21/20)  
TFL: 0.5 at Penn State (11/21/20)

### Reggie Bracy (Fr.)

Tackles: 2, 2X, last at Minnesota (11/13/20)  
Solo: 2 at Minnesota (11/13/20)  
Asst: 1 vs. Michigan State (11/7/20)  
PB: 1 at Minnesota (11/13/20)

### Julius Brents (So.)

Tackles: 4 vs. Wisconsin (9/22/18)  
Solo: 3 at Penn State (10/27/18)  
Asst: 3 at Purdue (10/24/20)  
INT: 1 at Minnesota (10/6/18)  
PB: 2 at Minnesota (10/6/18)





# IOWA FOOTBALL

33 Bowl Games 11 Big Ten Championships 28 Consensus All-America Honors 14 CFB Hall of Fame Inductees

## Jack Campbell (So.)

Tackles: 8 vs. Nebraska (11/27/20)  
Solo: 6 vs. Nebraska (11/27/20)  
Asst: 3 at Penn State (11/21/20)  
Sacks: 1 at Penn State (11/21/20)  
TFL: 2.0 vs. Nebraska (11/27/20)  
FF: 1 at Penn State (11/21/20)

## Djimon Colbert (Jr.)

Tackles: 8, 3X, last at Iowa State (9/14/19)  
Solo: 6 vs. Miami, Ohio (8/31/19)  
Asst: 5, 2X, last at Iowa State (9/14/19)  
INT: 1 vs. Rutgers (9/7/19)  
TFL: 1, 3X, last at Nebraska (11/29/19)  
PB: 1, 4X, last vs. Minnesota (11/16/19)  
QH: 1 at Nebraska (11/29/19)

## Max Cooper (Sr.)

Tackles: 1 vs. UNI (9/15/18)  
Solo: 1 vs. UNI (9/15/18)

## Joe Evans (So.)

Tackles: 3 vs. Minnesota (11/16/19)  
Solo: 2 vs. Minnesota (11/16/19)  
Asst: 1, 4X, last vs. Nebraska (11/27/20)  
TFL: 1.5, 2X, last vs. Minnesota (11/16/19)  
Sacks: 1.5, 2X, last vs. Minnesota (11/16/19)  
QH: 3 vs. Michigan State (11/7/20)

## Kyler Fisher (RS Fr.)

Tackles: 1 vs. Northwestern (10/31/20)  
Solo: 1 vs. Northwestern (10/31/20)

## Chauncey Golston (Sr.)

Tackles: 8, 2X, last vs. Penn State (10/12/19)  
Solo: 5 at Michigan (10/5/19)  
Asst: 4 vs. Penn State (10/12/19)  
Sack: 1.5 vs. Michigan State (11/7/20)  
TFL: 2.5 at Northwestern (10/26/19)  
FF: 1 vs. Nebraska (11/27/20)  
FR: 1, 3X, last vs. Mississippi State (1/1/19)  
INT: 1, 3X, last at Penn State (11/21/20)  
QH: 3 vs. Purdue (10/19/19)  
PB: 1, 5X, last at Purdue (10/24/20)

## Matt Hankins (Sr.)

Tackles: 11 vs. Purdue (10/19/19)  
Solo: 8 vs. Purdue (10/19/19)  
Asst: 4 vs. Boston College (12/27/17)  
TFL: 1 at Nebraska (11/29/19)  
PB: 3 vs. Illinois (11/23/19)  
INT: 1, 3X, last at Purdue (10/24/20)  
QH: 1 at Nebraska (11/29/19)

## Jermari Harris (RS Fr.)

Tackles: 2 vs. MTSU (9/28/19)  
Solo: 2 vs. MTSU (9/28/19)

## Jack Heflin (Sr.)

Tackles: 7, 3X, last vs. Northwestern (10/31/20)  
Solo: 5, 2X, last vs. Toledo (11/1/18)  
Asst: 3, 4X, last vs. Northwestern (10/31/20)  
TFL: 3.5 vs. Toledo (11/7/18)  
Sacks: 2.5 vs. Toledo (11/7/18)  
FF: 1, 3X, last at Toledo (11/13/19)  
QH: 1, 4X, last vs. Michigan State (11/7/20)  
Blocked Kick: 1 vs. Utah (9/8/18)

## Jay Higgins (Fr.)

Tackles: 2 at Minnesota (11/13/20)  
Solo: 2 at Minnesota (11/13/20)

## Dalles Jacobus (Sr.)

Tackles: 1 vs. Michigan State (11/7/20)  
Asst: 1 vs. Michigan State (11/7/20)

## Jestin Jacobs (RS Fr.)

Tackles: 2 vs. Michigan State (11/7/20)  
Solo: 1 vs. Michigan State (11/7/20)  
Asst: 1, 2X, last vs. Michigan State (11/7/20)

## Ivory Kelly-Martin (Jr.)

Tackles: 2 at Penn State (11/21/20)  
Solo: 1, 5X, last at Penn State (11/21/20)  
Asst: 1, 4X, last vs. Nebraska (11/27/20)

## Logan Klemp (So.)

Tackles: 1 vs. Nebraska (11/27/20)  
Solo: 1 vs. Nebraska (11/27/20)

## Jack Koerner (Jr.)

Tackles: 13, 2X, last at Purdue (10/24/20)  
Solo: 9 at Purdue (10/24/20)  
Asst: 9 vs. Penn State (10/12/19)  
INT: 1, 4X, last at Minnesota (11/13/20)  
FF: 1 at Michigan (10/5/19)  
TFL: 1, 2X, last at Purdue (10/24/20)  
FR: 1, 2X, last vs. Illinois (11/23/19)  
PB: 2 at Iowa State (9/14/19)  
Block: 1 at Minnesota (11/13/20)

## Sam LaPorta (So.)

Tackles: 1 vs. Nebraska (11/27/20)  
Solo: 1 vs. Nebraska (11/27/20)

## Logan Lee (RS Fr.)

Tackles: 1 at Minnesota (11/13/20)  
Solo: 1 at Minnesota (11/13/20)

## Tyler Linderbaum (So.)

Tackles: 1, 3X, last at Penn State (11/21/20)  
Solo: 1, 3X, last at Penn State (11/21/20)

## Henry Marchese (Jr.)

Tackles: 1, 2X, last at Nebraska (11/29/19)  
Asst: 1, 2X, last at Nebraska (11/29/19)

## Kaevon Merriweather (So.)

Tackles: 5, 2X, last vs. Northwestern (10/31/20)  
Solo: 3 at Minnesota (11/13/20)  
Asst: 3, 2X, last vs. Northwestern (10/31/20)  
PB: 1 vs. Miami, Ohio (8/31/19)

## Riley Moss (Jr.)

Tackles: 9 vs. Northwestern (10/31/20)  
Solo: 7 vs. Northwestern (10/31/20)  
Asst: 2, 3X, last vs. Nebraska (11/27/20)  
TFL: 1 vs. Purdue (10/19/19)  
INT: 2 at Minnesota (10/6/18)  
PB: 2 vs. Maryland (10/20/18)

## Nick Niemann (Sr.)

Tackles: 17 at Penn State (11/21/20)  
Solo: 8 at Purdue (10/24/20)  
Asst: 11 at Penn State (11/21/20)  
Sack: 1, 2X, last vs. USC, 12/27/19  
TFL: 1, 4X, last at Penn State (11/21/20)  
INT: 1 vs. USC, 12/27/19  
INT TD: 1 vs. USC, 12/27/19  
QH: 1, 3X, last at Iowa State (9/14/19)

## Daviyon Nixon (Jr.)

Tackles: 11 vs. Northwestern (10/31/20)  
Solo: 6 vs. Northwestern (10/31/20)  
Asst: 5 vs. Northwestern (10/31/20)  
Sack: 2 at Northwestern (10/26/19)  
TFL: 3, 2X, last vs. Nebraska (11/27/20)  
FF: 1 vs. Northwestern (10/31/20)  
QH: 1, 6X, last at Penn State (11/21/20)  
PB: 1 at Northwestern (10/26/19)  
INT: 1 at Penn State (11/21/20)

## Terry Roberts (So.)

Tackles: 5 at Minnesota (11/13/20)  
Solo: 4 at Minnesota (11/13/20)  
Asst: 2, 3X, last vs. Michigan State (11/7/20)  
FR: 1, 2X, last vs. Nebraska (11/27/20)

## Mekhi Sargent (Sr.)

Tackles: 1, 2X, last vs. Northwestern (10/31/20)  
Solo: 1, 2X, last vs. Northwestern (10/31/20)

## Austin Schulte (Sr.)

Tackles: 4 vs. Penn State (10/12/19)  
Solo: 2 vs. Illinois (11/23/19)  
Asst: 3 vs. Penn State (10/12/19)  
TFL: 1 vs. Penn State (10/12/19)  
QH: 1 vs. Purdue (10/19/19)

## Quinn Schulte (RS Fr.)

Tackles: 2 at Minnesota (11/13/20)  
Solo: 2 at Minnesota (11/13/20)

## Noah Shannon (So.)

Tackles: 2, 5X, last vs. Nebraska (11/27/20)  
Solo: 2, 2X, last vs. Nebraska (11/27/20)  
Asst: 2, 2X, last vs. Northwestern (10/31/20)  
Sack: 0.5 at Purdue (10/24/20)  
TFL: 0.5 at Purdue (10/24/20)  
FF: 1 vs. Rutgers (9/7/19)  
FR: 1 vs. Rutgers (9/7/19)  
PB: 1 at Penn State (11/21/20)

## Caleb Shudak (Sr.)

Tackles: 1, 2X, last vs. Minnesota (11/16/19)  
Solo: 1, 2X, last vs. Minnesota (11/16/19)

## Brandon Smith (Sr.)

Tackles: 1 at Michigan (10/5/19)  
Asst: 1 at Michigan (10/5/19)

## Ihmir Smith-Marsette (Sr.)

Tackles: 1, 2X, last vs. Illinois (11/23/19)  
Solo: 1, 2X, last vs. Illinois (11/23/19)

## Mike Timm (So.)

Tackles: 3 vs. Michigan State (11/7/20)  
Solo: 2 vs. Michigan State (11/7/20)  
Asst: 1 vs. Michigan State (11/7/20)







# IOWA FOOTBALL

33 Bowl Games 11 Big Ten Championships 28 Consensus All-America Honors 14 CFB Hall of Fame Inductees

**Tyrone Tracy, Jr. (So.)**

Tackles: 1 at Michigan (10/5/19)  
Solo: 1 at Michigan (10/5/19)

**Zach VanValkenburg (Sr.)**

Tackles: 7 vs. Northwestern (10/31/20)  
Solo: 4 at Minnesota (11/13/20)  
Asst: 5 vs. Northwestern (10/31/20)  
Sack: 3.0 at Minnesota (11/13/20)  
TFL: 3.0 at Minnesota (11/13/20)  
FF: 1 vs. Northwestern (10/31/20)  
FR: 2 at Penn State (11/21/20)  
QH: 1, 2X, last at Minnesota (11/13/20)

**Barrington Wade (Sr.)**

Tackles: 5 at Purdue (10/24/20)  
Solo: 4 at Purdue (10/24/20)  
Asst: 3 vs. MTSU (9/28/19)  
TFL: 1 at Purdue (10/24/20)  
Sack: 1 at Purdue (10/24/20)  
INT: 1, 2X, last vs. Michigan State (11/7/20)

**John Waggoner (So.)**

Tackles: 1, 4X, last vs. Michigan State (11/7/20)  
Solo: 1 vs. Purdue (10/19/19)  
Asst: 1, 3X, last vs. Michigan State (11/7/20)  
TFL: 1 vs. Purdue (10/19/19)  
Sack: 1 vs. Purdue (10/19/19)

## PUNT RETURNS

**Max Cooper (Sr.)**

Returns: 2 vs. USC, 12/27/19  
Yards: 16 vs. Illinois (11/23/19)  
Long: 16 vs. Illinois (11/23/19)

**Charlie Jones (Jr.)**

Returns: 5 vs. Michigan State (11/7/20)  
Yards: 105 vs. Michigan State (11/7/20)  
Long: 54 vs. Michigan State (11/7/20)  
TD: 1 vs. Michigan State (11/7/20)

**Nico Ragaini (So.)**

Returns: 4 at Michigan (10/5/19)  
Yards: 54 at Michigan (10/5/19)  
Long: 17 at Michigan (10/5/19)

---

## KICKOFF RETURNS

**Ivory Kelly-Martin (Jr.)**

Returns: 3, 3X, last at Wisconsin (11/11/17)  
Yards: 67 vs. Penn State (9/23/17)  
Long: 35 at Michigan State (9/30/17)

**Sam LaPorta (So.)**

Returns: 1, 2X, last vs. Nebraska (11/27/20)

**Monte Pottebaum (So.)**

Returns: 1 at Nebraska (11/29/19)  
Yards: 10 at Nebraska (11/29/19)  
Long: 10 at Nebraska (11/29/19)

**Ihmir Smith-Marsette (Sr.)**

Returns: 5 vs. Mississippi State (1/1/19)  
Yards: 150 vs. Mississippi State (1/1/19)  
Long: 98 vs. USC, 12/27/19  
TD: 1, 2X, last vs. USC, 12/27/19

---

## SPECIALISTS

**Keith Duncan (Sr.)**

FG: 4, 4X, last vs. Nebraska (11/27/20)  
FGA: 6 vs. Illinois (11/23/19)  
PAT: 7, 3X, last vs. Michigan State (11/7/20)  
Long: 49, 2X, last at Nebraska (11/29/19)

**Ryan Gersonde (Jr.)**

Punts: 5, 2X, last vs. Minnesota (10/28/17)  
Yards: 263 at Northwestern (10/21/17)  
Avg.: 52.6 at Northwestern (10/21/17)  
Long: 61 at Northwestern (10/21/17)

**Tory Taylor (Fr.)**

Punts: 7 vs. Michigan State (11/7/20)  
Yards: 321 vs. Michigan State (11/7/20)  
Avg. 49.0 vs. Northwestern (10/31/20)  
Long: 61 vs. Michigan State (11/7/20)





# IOWA FOOTBALL

33 Bowl Games 11 Big Ten Championships 28 Consensus All-America Honors 14 CFB Hall of Fame Inductees

### MOST POINTS

1.	63 at Illinois.....	11-17-18
2.	62 vs. North Texas.....	9-25-15
	62 vs. Northwestern.....	11-9-02
4.	59 vs. Western Michigan.....	9-21-13
	59 vs. Northwestern.....	11-10-01
6.	57 vs. Akron.....	8-31-02
7.	56 at Nebraska.....	11-24-17
	56 vs. Ball State.....	9-3-05
	56 vs. Buffalo.....	9-6-03

### FEWEST POINTS ALLOWED

1.	0 at Northwestern.....	10-26-19
	0 vs. Rutgers.....	9-7-19
	0 at Illinois.....	11-17-18
	0 vs. Maryland.....	10-20-18
	0 at Illinois.....	11-19-16
	0 vs. Ball State.....	9-26-10
	0 vs. Minnesota.....	11-21-09
	0 at Minnesota.....	11-22-08
	0 vs. Florida International.....	9-6-08
	0 vs. Syracuse.....	9-8-07
	0 vs. Ball State.....	9-3-05
	0 vs. Kent State.....	9-1-01
	0 vs. Northern Illinois.....	9-18-99

### MOST FIRST DOWNS

1.	30 vs. Middle Tennessee.....	9-28-19
	30 vs. Kent State.....	9-1-01
3.	29 at Iowa State.....	9-9-17
	29 vs. Indiana.....	9-30-00
	29 vs. Indiana.....	10-23-99
6.	28 vs. North Texas.....	9-16-17
	28 at Purdue.....	11-9-13
	28 vs. Louisiana-Monroe.....	9-24-11
	28 vs. Ball State.....	9-26-10
	28 at Indiana.....	10-11-08
	28 vs. Minnesota.....	11-19-05
	28 vs. Buffalo.....	9-6-03

### FEWEST FIRST DOWNS ALLOWED

1.	5 vs. Rutgers.....	9-7-19
	5 vs. Syracuse.....	9-8-07
3.	6 vs. Eastern Illinois.....	9-4-10
	6 at Minnesota.....	11-22-08
	6 vs. Penn State.....	10-23-04
6.	7 vs. Maryland.....	10-20-18
7.	8 vs. Ball State.....	9-26-10
	8 vs. Arizona.....	9-19-09
9.	9 at Purdue.....	9-27-14
	9 vs. Western Michigan.....	9-21-13
	9 vs. Georgia Tech.....	1-5-10
	9 vs. Penn State.....	10-25-03

### MOST RUSHING ATTEMPTS

1.	60 at Iowa State.....	9-14-13
	60 vs. Kent State.....	9-4-04
3.	59 vs. North Texas.....	9-16-17
	59 vs. Northwestern.....	11-10-01
5.	58 vs. Western Michigan.....	9-21-13
	58 vs. Missouri State.....	9-7-13
7.	56 vs. Minnesota.....	11-16-02
8.	55 at Illinois.....	11-15-14
9.	53 at Purdue.....	10-15-16
	53 vs. Minnesota.....	11-17-01
11.	52 vs. Maryland.....	10-20-18
	52 at Purdue.....	11-9-13

### FEWEST RUSHING ATT., OPPONENT

1.	17 by North Texas.....	9-16-17
	17 by Miami (Ohio).....	9-7-02
3.	18 by USC.....	12-27-19
	18 by Purdue.....	10-19-19
5.	19 by Iowa State.....	9-14-19
	19 by Kent State.....	9-4-05
7.	20 by Western Michigan.....	9-21-13
	20 by Michigan State.....	10-30-10
	20 by Michigan.....	10-26-02
	20 by Utah State.....	9-21-02
	20 by Texas Tech.....	11-29-01

### MOST RUSHING YARDS

1.	376 vs. Akron.....	8-31-02
2.	365 at Purdue.....	10-15-16
	365 vs. Minnesota.....	11-16-02
4.	351 vs. Middle Tennessee.....	9-28-19
5.	318 at Purdue.....	11-9-13
6.	313 at Nebraska.....	11-24-17
7.	304 at Illinois.....	11-15-14
8.	301 vs. Illinois.....	10-1-05
9.	300 vs. Utah State.....	9-21-02
10.	298 vs. Missouri State.....	9-7-13

### FEWEST RUSHING YARDS ALLOWED

1.	-13 vs. Kent State.....	9-4-04
2.	6 vs. Northern Iowa.....	9-15-18
3.	7 at Minnesota.....	11-22-08
4.	10 vs. Montana.....	9-2-06
5.	14 vs. Miami (Ohio).....	9-7-02
6.	19 vs. Iowa State.....	9-8-18
	19 vs. Wisconsin.....	10-12-05
8.	22 vs. USC.....	12-27-19

### MOST PASSES ATTEMPTED

1.	61 vs. Indiana.....	10-23-99
2.	56 at Maryland.....	10-18-14
3.	55 vs. Ball State.....	9-6-14
	55 vs. Florida.....	1-1-06
5.	50 at Penn State.....	10-27-18
6.	<b>51 vs. Northwestern.....</b>	<b>10-31-20</b>
	51 vs. Minnesota.....	11-20-99
8.	48 vs. Pittsburgh.....	9-17-11
9.	47 vs. Michigan State.....	11-12-11
10.	46 vs. Michigan State.....	10-5-13
	46 vs. Purdue.....	11-6-04

### MOST PASSES COMPLETED

1.	36 vs. Indiana.....	9-30-99
2.	35 vs. Ball State.....	9-6-14
3.	32 at Maryland.....	10-18-14
	32 vs. Florida.....	1-1-06
5.	31 vs. Northern Iowa.....	8-30-14
	31 vs. Pittsburgh.....	9-17-11
7.	30 vs. Indiana.....	9-30-00
8.	29 vs. Ohio State.....	10-30-99
9.	28 vs. Minnesota.....	11-20-99

### FEWEST PASSES ATT., OPPONENT

1.	9 by Georgia Tech.....	1-5-10
2.	10 by Northwestern.....	10-27-12
3.	13 by Nebraska.....	9-23-00
	13 by Iowa State.....	9-11-99
5.	14 by Wisconsin.....	11-22-14
	14 by Minnesota.....	11-8-14
	14 by Northwestern.....	10-26-13
	14 by Nebraska.....	11-23-12
9.	15 by Nebraska.....	9-4-99
10.	16 by Maryland.....	10-20-18
	16 by Northern Illinois.....	9-1-12
	16 by Wisconsin.....	11-13-99

### FEWEST PASSES COMP., OPPONENT

1.	2 by Georgia Tech.....	1-5-10
2.	6 by Maryland.....	10-20-18
	6 by Northern Illinois.....	9-1-12
	6 by Iowa State.....	9-11-99
5.	7 by LSU.....	1-1-14
	7 by Indiana.....	10-11-14
	7 by Northwestern.....	10-27-12
	7 by Syracuse.....	9-8-07
	7 by Buffalo.....	9-6-03
10.	8 by Nebraska.....	11-23-12
	8 by Ball State.....	9-26-10
12.	9 by Minnesota.....	10-28-17
	9 by Northwestern.....	11-1-14
	9 by Maine.....	8-30-08
	9 by Penn State.....	11-13-04
	9 by Minnesota.....	10-23-04

### MOST PASSING YARDS

1.	426 vs. Indiana.....	10-23-99
2.	399 vs. Pittsburgh.....	9-17-11
3.	380 vs. Indiana.....	9-30-00
4.	377 vs. Minnesota.....	11-19-05
5.	364 at Minnesota.....	11-18-06
6.	357 vs. Purdue.....	10-8-05

### FEWEST PASSING YARDS ALLOWED

1.	12 vs. Georgia Tech.....	1-5-10
2.	47 vs. Rutgers.....	9-7-19
	47 vs. Maryland.....	10-20-18
4.	54 vs. Northern Illinois.....	9-1-12
5.	56 vs. Ball State.....	9-26-10
6.	58 vs. Buffalo.....	9-6-03
7.	63 vs. Nebraska.....	11-23-12
8.	72 at Purdue.....	9-27-14
9.	73 vs. Minnesota.....	11-20-04
10.	74 vs. Maryland.....	10-31-15
11.	75 vs. Northwestern.....	11-1-14
12.	79 vs. Syracuse.....	9-8-07
13.	82 at Illinois.....	11-17-18

### MOST TOTAL OFFENSE

1.	644 vs. Middle Tennessee.....	9-28-19
2.	613 vs. Minnesota.....	11-19-05
3.	602 vs. Northwestern.....	11-10-01
4.	593 vs. Akron.....	8-31-02
5.	587 at Illinois.....	11-23-12
6.	562 vs. Ball State.....	9-26-10
7.	552 vs. Indiana.....	10-23-99
8.	546 at Minnesota.....	11-18-06
9.	545 vs. Northern Iowa.....	9-15-18

### FEWEST TOTAL YARDS ALLOWED

1.	103 vs. Syracuse.....	9-8-07
2.	110 vs. Kent State.....	9-4-04
3.	112 vs. Ball State.....	9-26-10
4.	115 vs. Maryland.....	10-20-18
5.	125 vs. Rutgers.....	9-7-19
6.	134 at Minnesota.....	11-22-08
7.	144 vs. Montana.....	9-2-06
	144 vs. Ball State.....	9-3-05

### PUNTING AVERAGE (MIN. OF 4)

1.	53.0 at Northwestern.....	10-21-17
2.	51.5 vs. Western Michigan.....	9-9-00
3.	51.0 vs. Arizona.....	9-19-09
4.	50.2 vs. Penn State.....	11-4-00
5.	50.0 vs. Wisconsin.....	11-13-99
6.	49.2 vs. LSU.....	1-1-05
7.	<b>49.0 vs. Northwestern.....</b>	<b>10-31-20</b>
	49.0 vs. Miami (Ohio).....	9-7-02

### MOST TIME OF POSSESSION

1.	41:53 vs. Kent State.....	9-4-04
2.	40:55 vs. Maryland.....	10-20-18
3.	40:45 vs. North Texas.....	9-16-17
4.	38:42 vs. Northern Illinois.....	9-1-12
5.	38:27 vs. Michigan.....	10-26-02
6.	38:18 vs. Missouri State.....	9-7-13
7.	38:07 at Indiana.....	10-11-08
8.	38:03 at Iowa State.....	9-14-13
9.	37:56 vs. Arizona.....	9-19-09
10.	37:38 vs. Rutgers.....	9-7-19
11.	37:37 at Minnesota.....	11-22-08
12.	37:36 vs. Nebraska.....	11-28-14

Bold denotes 2020





# IOWA FOOTBALL

**IOWA (0-1, 0-1) at PURDUE (1-0, 1-0)**
**SATURDAY, OCT. 24, 2020 -- ROSS-ADE STADIUM**

	1	2	3	4	FINAL
IOWA	0	17	0	3	20
PURDUE	7	7	0	10	24

**ATTENDANCE: 900**
**TEMPERATURE: 52 DEGREES**
**TIME OF GAME: 3 HOURS, 21 MINUTES**

## IOWA NOTES

QB Spencer Petras finished the game with 265 yards passing, the most by a Hawkeye quarterback in his first career start since Jon Beutjer in 2000 (380). Petras started the game 1-for-6 with three passing yards, and finished the first half completing 13 of his 15 throws for 171 yards. He was 14-of-21 in the first half for 174 yards passing. He added one rushing touchdown.

QB Spencer Petras is the fifth Hawkeye quarterback in the Ferentz era to make his first career start on opening day (Petras, Stanley, Rudock, Tate, Chandler).

QB Spencer Petras scored Iowa's first touchdown of the season, a 1-yard touchdown rush. It is his second career rushing touchdown.

TE Sam LaPorta led Iowa with a career-high 71 receiving yards.

RB Tyler Goodson tied his career-high with five receptions. His 40-yard reception was a career long.

FS Jack Koerner led Iowa with 13 tackles, tying a career high. DB Riley Moss added a career high seven tackles. DT Daviyon Nixon (7) and CB Julius Brents (4) also tied their career best in tackles.

LB Barrington Wade had a career-high five tackles and added his first career sack (9 yards) and interception (9 yards).

Iowa had 460 yards total offense, its highest total in a Big Ten game since 2018 against Indiana (479).

Purdue scored first, marking the first time since Nov. 9, 2019 (vs. Wisconsin) that Iowa trailed in a game. The Hawkeyes ended 2019 on a four-game winning streak and did not trail in any of those four games.

Iowa won the toss and elected to receive. The Hawkeyes have played 267 games under head coach Kirk Ferentz. Iowa has opened the game on offense 201 times (126-75). The Hawkeyes have opened the game on defense 66 times (36-30).

The Hawkeyes host Northwestern on Oct. 31 at Kinnick Stadium. Kickoff is at 2:30 p.m. (CT). The game is televised on ESPN.

## SCORING SUMMARY

### First Quarter

PU -- David Bell, 9-yard pass from O'Connell (Dellinger kick)

### Second Quarter

IA -- Spencer Petras, 1-yard touchdown rush (Duncan kick)

IA -- Mekhi Sargent, 1-yard touchdown rush (Duncan kick)

PU -- David Bell, 11-yard pass from O'Connell (Dellinger kick)

IA -- Keith Duncan, 27-yard field goal

### Fourth Quarter

IA -- Keith Duncan, 33-yard field goal

PU -- J.D. Dellinger, 29-yard field goal

PU -- David Bell, 6-yard touchdown (Dellinger kick)

## TEAM STATS

IOWA	TEAM STATS	PURDUE
19	First Downs	24
36-195	Rushes-Yards	27-104
265	Passing Yards	282
22-39-0	Com-Att-Int	31-50-2
75-460	Total Offense	77-386
6-44.2	Punts-Avg.	6-47.5
3-2	Fumbles-Lost	0-0
10-100	Penalties-Yards	43-21
29:49	Possession Time	30:11

## INDIVIDUAL LEADERS

### RUSHING:

IOWA: Goodson 16-77; Sargent 11-71, 1 TD; Kelly-Martin 4-29  
PU: Horvath 21-129

### PASSING:

IOWA: Petras 22-39-265, 0 TD, 0 INT  
PU: O'Connell 31-50-282, 3 TD, 0 INT

### RECEIVING:

IOWA: LaPorta 5-71; Goodson 5-59; Rigaini 4-61  
PU: Bell 13-121, 3TD; Milton 7-85;

### TACKLES:

IOWA: Koerner 13; Nieman 8; Moss 7; Nixon 7  
PU: Alexander 10; Trice 7



# IOWA FOOTBALL

## NORTHWESTERN (2-0, 2-0) at IOWA (0-2, 0-2)

SATURDAY, OCT. 31, 2020 -- KINNICK STADIUM

	1	2	3	4	FINAL
NORTHWESTERN	0	14	7	0	21
IOWA	17	3	0	0	20

ATTENDANCE: 1,432

TEMPERATURE: 61 DEGREES

TIME OF GAME: 3 HOURS, 16 MINUTES

### IOWA NOTES

DT Daviyon Nixon set career highs with 11 tackles and 3.0 tackles for loss. He set a then-career high with 7 tackles Week 1. Through two games, he has 18 tackles, 5.5 tackles for loss, and 2.0 sacks.

WR Ihmir Smith-Marsette set a career high with seven receptions. He had 84 yards receiving to move past Bill Schultz and Dallas Clark in career receiving yards (1,354).

QB Spencer Petras threw his first career touchdown, a 7-yard toss to WR Brandon Smith in the first quarter. Petras completed 26 passes on 50 attempts. No Hawkeye since at least 1982 completed more passes or had more attempts in their Kinnick Stadium debut. The 50 attempts are the most by a Hawkeye quarterback since Jake Rudock threw 56 times against Maryland in 2014. The 26 attempts are the most by a Hawkeye quarterback since Nate Stanley completed 27 passes against Northwestern in 2018.

K Keith Duncan scored eight points today to move past Mark Weisman for 11th all-time in career scoring (200). He connect on field goals of 22 and 47 yards, and has made nine consecutive field goal attempts.

LB Seth Benson had a game and career-high 13 tackles in his first career start. Rily Moss (9) and Zach VanValkenburg (7) also had career highs in tackles.

FS Jack Koerner intercepted a pass in the fourth quarter, his first of the season and second of his career.

TE Sam LaPorta matched his career high with six receptions.

The Hawkeyes' last eight losses have been one-possession games. Those eight losses have been by a combined 30 points.

Iowa had won five straight games when recovering at least two opponent fumbles. Its last loss with two fumble recoveries was against Nebraska in 2012 (L, 13-7).

Iowa won the toss and deferred. The Hawkeyes have played 268 games under head coach Kirk Ferentz. Iowa has opened the game on offense 201 times (126-75). The Hawkeyes have opened the game on defense 67 times (36-31).

### SCORING SUMMARY

#### First Quarter

IA -- Brandon Smith, 7-yard pass from Petras (Duncan kick)

IA -- Tyler Goodson, 15-yard touchdown rush (Duncan kick)

IA -- Keith Duncan, 22-yard field goal

#### Second Quarter

NU -- Kyrice McGowan, 3-yard touchdown rush (Kuhbender kick)

IA -- Keith Duncan, 47-yard field goal

NU -- Jesse Brown, 1-yard touchdown rush (Kuhbender kick)

#### Third Quarter

NU -- Jesse Brown, 2-yard touchdown rush (Kuhbender kick)

### TEAM STATS

NORTHWESTERN	TEAM STATS	IOWA
18	First Downs	20
60-143	Rushes-Yards	23-77
130	Passing Yards	216
11-18-1	Com-Att-Int	26-51-3
78-273	Total Offense	74-293
6-41.7	Punts-Avg.	4-196
3-2	Fumbles-Lost	0-0
6-45	Penalties-Yards	3-20
33:33	Possession Time	26:27

### INDIVIDUAL LEADERS

#### RUSHING:

NU: Isaih Bowser 25-85; Ramsey 12-26; Brown 10-21 2 TD  
IOWA: Goodson 13-43; Sargent 4-20; Petras 5-14

#### PASSING:

NU: Ramsey 11-18-130, 0 TD, 1 INT  
IOWA: Petras 26-50-3, 1 TD, 3 INT

#### RECEIVING:

NU: McGowan 5-63; Chiaokhiao 4-37  
IOWA: Smith-Marsette 7-84; LaPorta 6-46; Smith 3-19 1 TD

#### TACKLES:

NU: Bergin 12; Fisher 11; Gallagher 11  
IOWA: Benson 13; Nixon 11; Niemann 10



# IOWA FOOTBALL

## MICHIGAN STATE (1-2, 1-2) at IOWA (1-2, 1-2)

SATURDAY, NOV. 7, 2020 -- KINNICK STADIUM

	<b>1</b>	<b>2</b>	<b>3</b>	<b>4</b>	<b>FINAL</b>	<b>ATTENDANCE:</b> 1,441
MICHIGAN STATE	0	0	7	0	7	<b>TEMPERATURE:</b> 66 DEGREES
IOWA	14	21	7	7	49	<b>TIME OF GAME:</b> 3 HOURS, 20 MINUTES

### IOWA NOTES

Kirk Ferentz won his 163rd game as a member of the Big Ten Conference, passing Joe Paterno for fourth all-time in league history. Ferentz is one of five coaches in Big Ten Conference history to win at least 150 games as a member of the Big Ten Conference. The top five includes Woody Hayes (202), Amos Alonzo Stagg (199), Bo Schembechler (194), Kirk Ferentz (163) and Joe Paterno (162).

RB Tyler Goodson rushed for 113 yards. His 71-yard rush in the third quarter is a career long and pushed him over the 100 yard mark, his second career 100-yard rushing game. had two rushing touchdowns today (3, 9). It is his first career multi-touchdown game. Goodson has started the last seven games at running back. He has seven rushing touchdowns over the last seven games.

DB Riley Moss's 54-yard interception return for a touchdown was Iowa's first interception return for a touchdown since the 2019 Holiday Bowl (Nick Niemann). Iowa has at least one pick-six in 13 consecutive seasons, and at least one interception returned for a touchdown in 18 of the last 20 seasons.

WR Charlie Jones returned a punt 54 yards for a touchdown in the second quarter. It is his first career punt return for a touchdown, and Iowa's first since 2018 (Kyle Groenenweg, 61 yards at Illinois). Jones had a then career-best 31-yard punt return in the second quarter to set up Iowa's third touchdown drive.

WR Charlie Jones had 105 punt return yards on five returns (21.0 avg.). In all of 2019, Iowa returned 15 punts for 121 yards (8.1 avg.).

P Tory Taylor averaged 45.9 yards on seven punts, including a career-long 61 yard punt in the second quarter. He had two punts of 50-plus yards and five punts downed inside the 20. Taylor entered the game leading the Big Ten with 46.1 yards per punt.

Iowa scored 49 points today, the most in series history. It is the third time in the series Iowa top 40 points (44 in 2002, 41 in 1980). The 49 points scored are the most by the Hawkeyes at Kinnick Stadium since defeating Ohio State, 55-24 in 2017,

Iowa had three interceptions (Jack Koerner, Barrington Wade, Riley Moss), its first three-interception game since 2018 at Illinois. Iowa has at least one interception in the last 10 games. Iowa has 14 interceptions over the last 10 games, and 59 interceptions since 2017.

Iowa returned a punt and interception for a touchdown in the same game for the first time since 2014 vs. Nebraska (Lowdermilk 17-yard INT, Drew Ott 12-yard punt).

The Hawkeyes scored a touchdown on offense, defense and special teams for the second time in the last four games (USC at 2019 Holiday Bowl).

### SCORING SUMMARY

#### First Quarter

IA -- Tyler Goodson, 3-yard touchdown rush (Duncan kick)  
IA -- Brandon Smith, 14-yard pass from Petras (Duncan kick)

#### Second Quarter

IA -- Tyler Goodson, 9-yard touchdown rush (Duncan kick)  
IA -- Charlie Jones, 54-yard punt return (Duncan kick)  
IA -- Riley Moss, 54-yard interception return (Duncan kick)

#### Third Quarter

MSU -- Tyler Hunt, 1-yard touchdown rush (Coghlin kick)  
IA -- Mekhi Sargent, 2-yard touchdown rush (Duncan kick)

#### Fourth Quarter

IA -- Mekhi Sargent, 6-yard touchdown rush (Duncan kick)

### TEAM STATS

MICHIGAN STATE	TEAM STATS	IOWA
10	First Downs	19
32-59	Rushes-Yards	226
227	Passing Yards	179
17-38-3	Com-Att-Int	16-29-0
70-286	Total Offense	70-405
10-40.5	Punts-Avg.	7-45.9
1-0	Fumbles-Lost	1-0
8-55	Penalties-Yards	6-35
27:55	Possession Time	32:05

### INDIVIDUAL LEADERS

#### RUSHING:

MSU: Simmons 9-34; Wright 5-15  
IOWA: Goodson 14-113, 2 TD; Jones 2-38; Sargent 9-31

#### PASSING:

MSU: Lombardi 17-37-227 0 TD, 3 INT  
IOWA: Petras 15-27-167, 1 TD

#### RECEIVING:

MSU: Nailor 4-119; Gillison 3-26  
IOWA: Tracy 4-38; Smith 3-35 1 TD; Ragaini 3-32

#### TACKLES:

MSU: Dowell 7; Henderson 6; Harvey 5; Kline 5  
IOWA: Benson 8; Niemann 7; Golston 6





# IOWA FOOTBALL

## IOWA (2-2, 2-2) at MINNESOTA (2-2, 2-2)

FRIDAY, NOV. 13, 2020 -- KINNICK STADIUM

	<b>1</b>	<b>2</b>	<b>3</b>	<b>4</b>	<b>FINAL</b>	<b>ATTENDANCE: 771</b>
IOWA	7	7	0	21	35	<b>TEMPERATURE: 33 DEGREES</b>
MINNESOTA	0	0	0	7	7	<b>TIME OF GAME: 3 HOURS, 14 MINUTES</b>

### IOWA NOTES

Iowa has won six straight in the series, its longest win streak in series history (114 meetings).

Iowa retained possession of Floyd of Rosedale. The series is tied 42-42-2 advantage in the series with Floyd of Rosedale on the line. Iowa has won 16 of the last 20 meetings against Minnesota, and is 17-4 in their last 21 rivalry trophy games (Iowa State, Minnesota, Nebraska, Wisconsin).

RB Tyler Goodson rushed for a career-high 142 yards. It is his second straight 100-yard rushing game, and the third of his career. The last Iowa player to have consecutive 100-yard rushing games was RB Mekhi Sargent in 2018 (121 vs. ILL, 173 vs. NEB). Goodson had two rushing touchdowns (7, 1), his second straight game with two rushing touchdowns. He has started the last eight games at running back. He has nine rushing touchdowns over the last seven games.

FS Jack Koerner recorded an interception in the second quarter, his third straight game with an interception.

DB Riley Moss intercepted a pass in the fourth quarter (62 yards return), his second of the season and his fourth career interception against Minnesota. Moss has two interceptions in 2018 in his first career start, and had an interception in 2019 on Minnesota's final play of the game. Moss's 62-yard interception tonight returns ties for the 18th longest in school history.

FS Jack Koerner blocked Minnesota's 39-yard field goal attempt. It is Iowa's first blocked field goal since 2017 (Anthony Nelson vs. Penn State).

DL Zach VanValkenburg had a career-high three sacks, the most by a Hawkeye since A.J. Epenesa had 4.5 against Nebraska in 2019.

LB Jack Campbell made his first appearance of the season and had a career-high five tackles.

K Keith Duncan connected on three extra points tonight to tie Akrum Wadley for 10th on Iowa's all-time scoring list (210).

WR Nico Ragaini scored his first career rushing touchdown (1 yard) in the first quarter. It was his second career rush attempt.

The Hawkeyes have at least one interception in 11 straight games. They have 16 interceptions during that stretch. The last time Iowa had a stretch of at least 11 games with an interception was 2008, when the Hawkeyes intercepted a pass in each of the 13 games.

Minnesota scored its only points of the game with 14 seconds left in the fourth quarter. The Gophers came into the game averaging 36.3 points per game.

### SCORING SUMMARY

#### First Quarter

IA -- Nico Ragaini, 1-yard touchdown rush (Duncan kick)

#### Second Quarter

IA -- Tyler Goodson, 7-yard touchdown rush (Duncan kick)

#### Fourth Quarter

IA -- Ihmir Smith-Marsette, 8-yard pass from Petras (kick failed)

IA -- Tyler Goodson, 1-yard touchdown rush (Goodson run)

IA -- Mekhi Sargent, 14-yard touchdown rush (Duncan kick)

MN -- Bateman, 4-yard pass from Morgan (Lantz kick)

### TEAM STATS

IOWA	TEAM STATS	MINNESOTA
20	First Downs	19
35-235	Rushes-Yards	40-145
111	Passing Yards	167
9-18-1	Com-Att-Int	16-33-2
53-346	Total Offense	312
3-133	Punts-Avg.	6-221
0-0	Fumbles-Lost	0-0
2-25	Penalties-Yards	8-85
23:50	Possession Time	36:10

### INDIVIDUAL LEADERS

#### RUSHING:

IOWA: Goodson 20-142, 2 TD; Sargent 9-86, 1 TD  
MINN: Mohamed 33-144

#### PASSING:

IOWA: Petras 9-18-111, 1 TD, 1 INT  
MINN: Morgan 16-33-167, 1 TD, 2 INT

#### RECEIVING:

IOWA: Tracy 3-36; Smith-Marsette 2-20, 1 TD  
MINN: Bateman 8-111, 1 TD, Autman-Bell 3-24

#### TACKLES:

IOWA: Benson 7; Niemann 7  
MINN: Durr 5, Otomewo 4



# IOWA FOOTBALL

**IOWA (3-2, 3-2) at PENN STATE (0-5, 0-5)**
**SATURDAY, NOV. 21, 2020 -- BEAVER STADIUM**

	1	2	3	4	FINAL
IOWA	3	21	7	10	41
PENN STATE	7	0	14	0	21

**ATTENDANCE: 1,500**
**TEMPERATURE: 54 DEGREES**
**TIME OF GAME: 3 HOURS, 26 MINUTES**

## IOWA NOTES

Kirk Ferentz now has 100 Big Ten wins as Iowa's head coach, the fourth most of any coach in Big Ten Conference history. He joins Woody Hayes (153), Bo Schembechler (143) and Amos Alonzo Stagg (115) in the 100 Win Club.

LB Nick Niemann had a career-high 17 tackles, the most by a Hawkeye since Anthony Hitchens had 19 tackles against Iowa State in 2012. He had 13 tackles in the first half. He is the third Hawkeye this season to register at least 13 tackles in a single game (Koerner 13 vs. Purdue; Benson 13 vs. Northwestern). The last time Iowa had three different players record at least 13 tackles in a single game in the same season was 2015 (Cole Fisher, Josey Jewell, Jordan Lomax).

DL Zach VanValkenburg recovered two fumbles today. Iowa scored touchdowns on both possessions following the turnover. VanValkenburg has three fumble recoveries this season.

DE Chauncey Golston recorded an interception in the fourth-quarter, his first of the season and the third of his career.

DT Daviyon Nixon recorded his first career interception in the fourth quarter and returned it 71 yards for a touchdown. The 71 yard return ties for the 14th longest in program history. Iowa has two interceptions returned for a touchdown this season, and at least one pick-six in 13 consecutive seasons, and at least one interception returned for a touchdown in 18 of the last 20 seasons.

RB Mekhi Sargent rushed 15 times for 101 yards, his first 100-yard rushing game of the season and the third of his career.

RB Mekhi Sargent had two 1-yard rushing touchdowns in the second quarter. It is his fifth career multi-touchdown game. He has six rushing touchdowns this season (1, 2, 6, 14, 1, 1), and five in the last three games. Sargent has 20 career touchdowns (19 rush, 1 receiving). He is the 17th player in program history to score 20 or more career touchdowns.

K Keith Duncan scored 11 points to raise his career total to 221, sixth most in program history.

RB Tyler Goodson had a 10-yard rushing touchdown in the second quarter. Goodson has started the last nine games at running back and has 10 rushing touchdowns during that stretch.

Iowa had two interceptions today. The Hawkeyes have at least one interception in 12 straight games.

Iowa scored 24 points on four takeaways.

The Hawkeyes are averaging 33.0 points per game, their highest total since 2002 (36.5).

## SCORING SUMMARY

### First Quarter

IA -- Keith Duncan, 40-yard field goal

PSU - Keyvone Lee, 6-yard touchdown rush (Pinegar kick)

### Second Quarter

IA -- Tyler Goodson, 10-yard touchdown rush (Duncan kick)

IA -- Mekhi Sargent, 1-yard touchdown rush (Duncan kick)

IA -- Mekhi Sargent, 1-yard touchdown rush (Duncan kick)

### Third Quarter

IA -- Spencer Petras, 3-yard touchdown rush (Duncan kick)

PSU - Brenton Strange, 28-yard reception from Clifford (kick failed)

PSU - Jahan Dotson, 68-yard pass from Clifford (Keyvone Lee reception)

### Fourth Quarter

IA -- Keith Duncan, 24-yard field goal

IA -- Daviyon Nixon, 71-yard interception return (Duncan kick)

## TEAM STATS

IOWA	TEAM STATS	PENN STATE
24	First Downs	19
46-175	Rushes-Yards	35-62
186	Passing Yards	280
18-28-0	Com-Att-Int	26-38-2
74-361	Total Offense	73-342
5-44.4	Punts-Avg.	4-45.2
2-1	Fumbles-Lost	3-2
6-45	Penalties-Yards	2-15
31:50	Possession Time	28:10

## INDIVIDUAL LEADERS

### RUSHING:

IOWA: Sargent 15-101, 2 TD; Goodson 20-78, 1 TD

PSU: Levis 15-34, Clifford 6-13

### PASSING:

IOWA: Petras 18-28-186

PSU: Clifford 13-22-174, 2 TD, 2 INT

### RECEIVING:

IOWA: Ragaini 4-46; LaPorta 3-32; Smith 3-27

PSU: Dotson 8-139 1 TD, Lee 6-41

### TACKLES:

IOWA: Niemann 17, Benson 8, Moss 7

PSU: Wade 10, Brisker 8, Luketa 7



# IOWA FOOTBALL

## IOWA (4-2, 4-2) vs. NEBRASKA (1-4, 1-4)

FRIDAY, NOV. 27, 2020 -- KINNICK STADIUM

	<b>1</b>	<b>2</b>	<b>3</b>	<b>4</b>	<b>FINAL</b>	<b>ATTENDANCE:</b> 1,469
NEBRASKA	0	13	7	0	20	<b>TEMPERATURE:</b> 40 DEGREES
IOWA	10	3	7	6	26	<b>TIME OF GAME:</b> 3 HOURS, 16 MINUTES

### IOWA NOTES

RB Mekhi Sargent's 2-yard touchdown rush in the third quarter was his 20th career rushing touchdown. He is the 11th player in program history to have 20 or more rushing touchdowns. He has seven rushing touchdowns this season (1, 2, 6, 14, 1, 1, 2), and six in the last four games.

DL Daviyon Nixon had 8 tackles, including 3.0 tackles for loss. He entered the game with 8.5 TFL, second in the Big Ten. Nixon 3.0 TLF against Northwestern.

RB Tyler Goodson rushed for 111 yards on a career-high 30 carries (he had 11 carries for 24 yards at halftime). It is his fourth career 100-yard rushing game, and third this season (113 vs. Michigan State, 142 at Minnesota). The last Hawkeye to rush at least 30 times in a game was Jordan Canzeri, 43 carries vs. Illinois in 2015.

WR Ihmir Smith-Marsette had 3 receptions for 44 yards. He became the 25th player in program history to surpass 1,400 career receiving yards, raising his career total to 1,443.

K Keith Duncan moved into the top five in career field goals made. Duncan connected on four (32,33, 48, 37) field goals, passing Tom Nichol (45) and raising his career total to 44.

DB Terry Roberts recovered a fumbled punt in the fourth quarter. It is Roberts second fumble recovery of the season (Northwestern).

Hawkeyes are 18-4 in their last 22 rivalry trophy games (Iowa State, Minnesota, Nebraska, Wisconsin). Iowa has won six straight against Nebraska and seven of the last eight meetings.

Iowa's opening drive of the second was its longest scoring drive of the season in terms of plays and time of possession (14 plays, 66 yards, 6:18).

Iowa won the toss and elected to receive. The Hawkeyes have played 272 games under head coach Kirk Ferentz. Iowa has opened the game on offense 205 times (130-75). The Hawkeyes have opened the game on defense 67 times (36-31).

#### Instant Replay

- 1) Nebraska reception (confirmed)
- 2) Nebraska touchdown (confirmed)

### SCORING SUMMARY

#### First Quarter

IA -- Keith Duncan, 32-yard field goal  
IA -- Tyrone Tracy, 6-yard pass from Petras (Duncan kick)

#### Second Quarter

NEB -- Connor Culp, 31-yard field goal  
NEB -- Connor Culp, 39-yard field goal  
IA -- Keith Duncan, 33-yard field goal  
NEB -- Adrian Martinez, 1-yard touchdown rush (Culp kick)

#### Third Quarter

NEB -- Rahmir Johnson, 12-yard touchdown rush (Culp kick)  
IA -- Mekhi Sargent, 2-yard touchdown rush (Duncan kick)

#### Fourth Quarter

IA -- Keith Duncan, 48-yard field goal  
IA -- Keith Duncan, 37-yard field goal

### TEAM STATS

NEBRASKA	TEAM STATS	IOWA
20	First Downs	22
38-143	Rushes-Yards	45-129
195	Passing Yards	193
21-25-0	Com-Att-Int	18-30-1
63-338	Total Offense	75-322
5-185	Punts-Yards	2-81
4-2	Fumbles-Lost	2-0
4-40	Penalties-Yards	2-20
25:36	Possession Time	34:24

### INDIVIDUAL LEADERS

#### RUSHING:

NEB: Robinson 6-42; McCaffrey 5-42  
IOWA: Goodson 30-111; Sargent 5-18 1 TD

#### PASSING:

NEB: Martinez 18-20-174, 0 TD, 0 INT; McCaffrey 3-5,-0 0 TD, 0 INT  
IOWA: Petras 18-30-193, 1 TD, 1 INT

#### RECEIVING:

NEB: Robinson 9-75, Vokolek 3-31  
IOWA: LaPorta 5-38; Smith-Marsette 3-44, SMith 3-28

#### TACKLES:

NEB: Reimer 12, Honas 8, Williams 7, Domann 7, Dismuke 7  
IOWA: Niemann 12, Hankins 9, Campbell 8, Nixon 8



# IOWA FOOTBALL

33 Bowl Games

11 Big Ten Championships

28 Consensus All-Americans

14 CFB Hall of Fame Inductees

## Offense

Pos. ....No.	Name	Ht.	Wt.	Yr.	Hometown (Previous School)
WR..... 12	** Brandon Smith ^	6-2	215	Sr.	Lake Cormorant, Miss. (Lake Cormorant)
3	* Tyrone Tracy, Jr.	5-11	203	So.	Camby, Ind. (Decatur Central)
TE..... 84	* Sam LaPorta ^	6-4	249	So.	Highland, Ill. (Highland)
42	*** Shaun Beyer	6-5	248	Sr.	Shellsburg, Iowa (Cedar Rapids Kennedy)
LT ..... 77	*** Alaric Jackson	6-6	315	Sr.	Detroit, Mich. (Renaissance)
56	Nick DeJong	6-6	296	#Fr.	Pella, Iowa (Pella)
LG ..... 73	* Cody Ince	6-4	285	So.	Balsa Lake, Wis. (Unity)
78	Mason Richman ^	6-6	289	Fr.	Leawood, Kan. (Blue Valley)
C ..... 65	* Tyler Linderbaum	6-3	289	So.	Solon, Iowa (Solon)
63	Justin Britt	6-3	293	#Fr.	Indianapolis, Ind. (Warren Central)
RG ..... 61	*** Cole Banwart	6-4	296	Sr.	Ottosen, Iowa (Algona)
64	* Kyler Schott	6-2	293	Jr.	Coggan, Iowa (North Linn)
RT..... 79	* Jack Plumb	6-7	293	So.	Green Bay, Wis. (Bay Port)
51	Coy Cronk	6-5	305	Sr.	Lafayette, Ind. (Central Catholic/Indiana)
WR..... 6	*** Ihmir Smith-Marsette ^	6-1	179	Sr.	Newark, N.J. (Weequahic)
89	* Nico Ragaini	6-0	193	So.	East Haven, Conn. (Avon Old Farms Prep)
QB..... 7	Spencer Petras	6-5	231	So.	San Rafael, Calif. (Marin Catholic)
8	Alex Padilla	6-1	198	#Fr.	Greenwood Village, Co. (Cherry Creek)
RB ..... 15	* Tyler Goodson ^	5-10	200	So.	Suwanee, Ga. (North Gwinnett)
10	** Mekhi Sargent	5-9	209	Sr.	Key West, Fla. (Key West/Iowa Western)
21	** Ivory Kelly-Martin	5-10	204	Jr.	Plainfield, Ill. (Oswego East)
FB..... 38	* Monte Pottebaum	6-1	244	So.	Larchwood, Iowa (West Lyon)
40	Turner Pallissard	6-0	248	So.	Frankfort, Ill. (Lincoln-Way East)
PK ..... 3	** Keith Duncan	5-10	179	Sr.	Weddington, N.C. (Weddington)
10	* Caleb Shudak	5-8	178	Sr.	Council Bluffs, Iowa (Lewis Central)

## Defense

Pos. ....No.	Name	Ht.	Wt.	Yr.	Hometown (Previous School)
LE ..... 57	** Chauncey Golston	6-5	270	Sr.	Detroit, Mich. (East English Village)
13	* Joe Evans	6-2	248	So.	Ames, Iowa (Ames)
LT ..... 54	* Daviyon Nixon	6-3	305	Jr.	Kenosha, Wis. (Indian Trail/Iowa Western)
99	* Noah Shannon	6-0	288	So.	Aurora, Ill. (Oswego)
RT..... 96	Jack Heflin	6-4	312	Sr.	Prophetstown, Ill. (Eric-Prophetstown/Northern Ill.)
74	* Austin Schulte	6-4	283	Sr.	Pella, Iowa (Pella)
66	* Dalles Jacobus	6-0	294	Sr.	Palo, Iowa (Cedar Rapids Kennedy)
RE ..... 97	* Zach VanValkenburg	6-4	270	Sr.	Zeeland, Mich. (Zeeland West)
92	* John Waggoner	6-5	271	So.	Des Moines, Iowa (Dowling)
Leo/Cash.... 35	** Barrington Wade	6-1	236	Sr.	Skokie, Ill. (Niles North)
4	* Dane Belton ^	6-1	205	So.	Tampa Fla. (Jesuit)
MLB ..... 44	* Seth Benson	6-0	231	So.	Sioux Falls, S.D. (Washington)
31	* Jack Campbell ^	6-5	243	So.	Cedar Falls, Iowa (Cedar Falls)
WLB ..... 49	*** Nick Niemann	6-4	233	Sr.	Sycamore, Ill. (Sycamore)
5	Jestin Jacobs	6-4	235	#Fr.	Englewood, Ohio (Northmont)
LC..... 8	*** Matt Hankins ^	6-0	180	Sr.	Lewisville, Tex. (Marcus)
20	* Julius Brents	6-3	204	So.	Indianapolis, Ind. (Warren Central)
SS..... 26	* Kaevon Merriweather	6-0	205	So.	Belleville, Mich. (Belleville)
4	* Dane Belton ^	6-1	205	So.	Tapa Fla. (Jesuit)
FS..... 28	** Jack Koerner	6-0	205	Jr.	Des Moines, Iowa (Dowling)
30	Quinn Schulte	6-1	197	#Fr.	Cedar Rapids, Iowa (Xavier)
RC ..... 33	** Riley Moss ^	6-1	191	Jr.	Ankeny, Iowa (Centennial)
22	* Terry Roberts	5-10	177	So.	Erie, Pa. (Cathedral Prep)
PT..... 9	Tory Taylor ^	6-4	225	Fr.	Melbourne, Australia (Haileybury College)
2	Ryan Gersonde	6-4	194	Jr.	Milwaukee, Wis. (Marquette)

Punt Returns: 16 Charlie Jones

Kickoff Returns: 6 Ihmir Smith-Marsette

Deep Snaps: 18 Austin Spiewak

Holder: 2 Ryan Gersonde

\* -- Letters won      ^ -- Redshirt year still available

# -- Indicates redshirt freshman





# IOWA FOOTBALL

## 2020 Numerical Roster

No.	Name .....	Pos.	No.	Name .....	Pos.	No.	Name .....	Pos.
1	Aaron Blom .....	K	27	Jermari Harris .....	DB	58	Taylor Fox .....	DL
1	Nolan Donald .....	WR	27	Jack Johnson .....	WR	60	Noah Fenske .....	OL
2	Ryan Gersonde .....	P	28	** Jack Koerner .....	DB	61	*** Cole Banwart .....	OL
2	Deuce Hogan .....	QB	28	Isaiah Wagner .....	WR	63	Justin Britt .....	OL
3	** Keith Duncan .....	PK	29	Sebastian Castro .....	DB	64	* Kyler Schott .....	OL
3	* Tyrone Tracy, Jr. ....	WR	29	Jackson Ritter .....	WR	65	* Tyler Linderbaum .....	OL
4	* Dane Belton ^ .....	DB	30	Quinn Schulte .....	DB	66	* Dalles Jacobus .....	DL
4	Leshon Williams .....	RB	31	* Jack Campbell ^ .....	LB	69	Tyler Endres .....	OL
5	Jestin Jacobs .....	LB	32	Johnny Plewa .....	FB	71	** Mark Kallenberger .....	OL
6	*** Ihmir Smith-Marsette ^ .....	WR	33	** Riley Moss ^ .....	DB	73	* Cody Ince .....	OL
7	Reggie Bracy .....	DB	34	Jay Higgins .....	LB	74	* Austin Schulte .....	DL
7	Spencer Petras .....	QB	35	** Barrington Wade .....	LB	75	Josh Volk .....	OL
8	*** Matt Hankins ^ .....	DB	36	Mike Timm .....	LB	76	Tyler Elsbury .....	OL
8	Alex Padilla .....	QB	37	Kyler Fisher .....	DB	77	*** Alaric Jackson .....	OL
9	Jack Combs .....	WR	38	* Monte Pottebaum .....	FB	78	Mason Richman .....	OL
9	Tory Taylor .....	P	40	Turner Pallissard .....	FB	79	* Jack Plumb .....	OL
10	** Mekhi Sargent .....	RB	40	Josef Smith .....	LB	80	Josiah Miamen .....	TE
10	* Caleb Shudak .....	PK	41	Colton Dinsdale .....	FB	81	Desmond Hutson .....	WR
11	Connor Kapisak .....	QB	42	*** Shaun Beyer .....	TE	83	Alec Kritta .....	WR
11	AJ Lawson .....	DB	43	Matt Lorbeck ^ .....	DL	84	* Sam LaPorta ^ .....	TE
12	** Brandon Smith ^ .....	WR	44	* Seth Benson .....	LB	85	Luke Lachey .....	TE
13	* Joe Evans .....	DE	45	Deontae Craig .....	DL	85	Logan Lee .....	DL
13	** Henry Marchese .....	DB	45	Nick Phelps .....	P	86	Tommy Kujawa .....	TE
14	Quavon Matthews .....	WR	46	Logan Klemp .....	LB	86	Jameson Witte .....	DL
15	Dallas Craddieth .....	DB	47	Nick Anderson .....	LB	87	Elijah Yelverton .....	TE
15	* Tyler Goodson ^ .....	RB	47	Andrew Wilson .....	TE	88	Isaiah Bruce .....	DL
16	Charlie Jones .....	WR	48	Ethan Hurkett .....	DL	88	Jackson Frericks .....	TE
17	Brenden Deasfernanades .....	DB	48	Bryce Schulte .....	TE	89	* Nico Ragaini .....	WR
17	Wyatt Wegener .....	WR	49	*** Nick Niemann .....	LB	91	Lukas Van Ness .....	DL
18	Austin Spiewak .....	LS	50	Zach Kluver .....	LS	92	* John Waggoner .....	DL
18	Diante Vines .....	WR	50	Louie Stec .....	DT	93	Jake Karchinski .....	DL
19	** Max Cooper ^ .....	WR	51	Coy Cronk .....	OL	94	Yahya Black .....	DL
20	* Julius Brents .....	DB	52	Asher Fahey .....	OL	95	Logan Jones .....	DL
20	Keontae Lockett .....	RB	53	Spencer Daufeldt .....	DL	96	Lucas Amaya .....	K
21	Thomas Hartlieb .....	DB	54	Matt Fagan .....	OL	96	Jack Heflin .....	DL
21	** Ivory Kelly-Martin .....	RB	54	* Daviyon Nixon .....	DT	97	Liam Reardon .....	LS
22	* Terry Roberts .....	DB	55	Luke Empen .....	OL	97	* Zach VanValkenburg .....	DL
25	Gavin Williams .....	RB	56	Nick DeJong .....	OL	98	Chris Reames .....	DL
26	Jamison Heinz .....	WR	57	** Chauncey Golston .....	DL	99	* Noah Shannon .....	DL
26	* Kaevon Merriweather .....	DB	57	Clayton Thurm .....	OL			

\* - - indicates letters won