



IOWA FOOTBALL

IOWA HAWKEYES (5-2, 5-2)

10/24	at Purdue*	L, 20-24
10/31	Northwestern*	L, 20-21
11/7	Michigan State*	W, 49-7
11/13	at Minnesota*	W, 35-7
11/21	at Penn State*	W, 41-21
11/27	Nebraska*	W, 26-20
12/5	at Illinois*	W, 35-24
12/12	#25 Wisconsin*	2:30 p.m./FS1
12/19	Big Ten Championship Week	

* -- Big Ten Conference Game

WISCONSIN BADGERS (2-2, 2-2)

10/23	Illinois*	W, 45-7
10/31	at Nebraska*	Canceled
11/7	Purdue*	Canceled
11/14	at Michigan*	W, 49-11
11/21	at #19 Northwestern*	L, 7-17
11/28	Minnesota*	Canceled
12/5	#12 Indiana*	L, 6-14
12/12	at #19 Iowa*	2:30 p.m./FS1 or BTN
12/19	Big Ten Championship Week*	

* -- Big Ten Conference Game

BIG TEN STANDINGS

WEST DIVISION

Team	Big Ten	Pct.	Overall	Pct
Northwestern	5-1	.833	5-1	.833
IOWA	5-2	.714	5-2	.714
Wisconsin	2-2	.500	2-2	.500
Purdue	2-4	.333	2-4	.333
Minnesota	2-3	.400	2-3	.400
Illinois	2-4	.333	2-4	.333
Nebraska	2-4	.333	2-4	.333

EAST DIVISION

Team	Big Ten	Pct.	Overall	Pct.
Ohio State	5-0	1.000	5-0	1.000
Indiana	6-1	.857	6-1	.857
Maryland	2-2	.500	2-2	.500
Michigan State	2-4	.333	2-4	.333
Michigan	2-4	.333	2-4	.333
Rutgers	2-5	.286	2-5	.286
Penn State	2-5	.286	2-5	.286

IOWA vs. WISCONSIN



IOWA HAWKEYES

Record: 5-2, 5-2
AP Ranking: 19
Coaches Ranking: 18
Head Coach: Kirk Ferentz
Alma Mater: Connecticut
Overall Record: 179-127 (25th yr)
Record at Iowa: 167-106 (22nd yr)



WISCONSIN

BADGERS
Record: 2-2, 2-2
AP Ranking: 25
Coaches Ranking: 25
Head Coach: Paul Chryst
Alma Mater: Wisconsin
Overall Record: 73-37 (9th yr)
Record at School: 54-18 (6th yr)

THE SETTING

Date: Saturday, Dec. 12, 2020
Location: Iowa City, Iowa
Stadium: Kinnick Stadium
Surface: Field Turf
Series: Wisconsin leads, 48-43-2
TV: FS1
Tim Brando, play-by-play
Spencer Tillman, color analyst
Radio: Hawkeye Radio Network // KRUI
Gary Dolphin, play-by-play
Ed Podolak, color analyst
Rob Brooks, sideline reporter
Live Audio: hawkeyesports.com (Hawkeye All-Access)
Live Stats: hawkeyesports.com
Twitter: @HawkeyeFootball / @IowaFBLive
Satellite Radio: XM Channel 83, Sirius Channel 83



- 1** Iowa has won its last five games, outscoring its opponents 186-76 and averaging 37.2 points per game during the winning streak. The Hawkeyes 186 points scored over the last five games represent the best five-game stretch since Iowa totaled 207 in the first five games of 2002.
- 2** QB Spencer Petras is 78-131 (59.5) with 877 passing yards (175.4 ypg) during the five-game winning streak. He has thrown six touchdowns and two interceptions over the last five games. Petras has 220 pass attempts through seven weeks, tied for the most by any Big Ten quarterback. He entered the season with 11 career pass attempts.
- 3** The Hawkeyes are 18-4 in their last 22 rivalry trophy games (Iowa State, Minnesota, Nebraska, Wisconsin), with all four losses coming to Wisconsin. The Hawkeyes defended Floyd of Rosedale at Minnesota on Nov. 13 (W, 35-7). Iowa defended the Heroes Trophy with a 26-20 win on Nov. 27 against Nebraska.
- 4** RB Mekhi Sargent ranks fifth in the Big with 6.1 yards per carry, and third in the conference with seven rushing touchdowns. Sargent has 20 career rushing touchdowns, 11th most in school history. He has 1,689 career rushing yards, 21st all-time in program history. He needs 21 yards to tie Ed Podolak (1,710) for 20th all-time.
- 5** RB Tyler Goodson leads the Hawkeyes and ranks third in the Big Ten with 656 rushing yards. Goodson has started the last 11 games at running back and has 10 rushing touchdowns during that stretch. He has 1,294 career rushing yards.
- 6** The Hawkeyes rank third in the Big Ten with 10 interceptions (Indiana 17; Northwestern 12). Iowa has 63 interceptions since 2017, the most by any team in the country. DE Zach VanValkenburg has four fumble recoveries this season, tied for the most in the country.
- 7** 22 senior members of the Iowa football program will be recognized Saturday. The senior class has an overall record of 32-14, including a 18-6 mark at home, a 20-14 record in Big Ten games, and a 13-3 record in trophy games (10-3 in rivalry games, 3-0 in bowl games).
- 8** Iowa has played 21 straight games without surrendering 25 points, the longest streak in the nation among Power 5 teams. DT Daviyon Nixon leads an Iowa defensive front that ranks second in the Big Ten in sacks (20.0) and tackles for loss (46.0). Nixon leads the Big Ten with 5.5 sacks and 13.0 tackles for loss.
- 9** Keith Duncan is Iowa's all-time career leader in field goal percentage (82.0). He has made 50-of-61 career field goal attempts. His 50 career field goals made rank fifth in program history. He is 20-of-20 in his career inside 30 yards, has 19 field goals made of 40 or more yards (tying Nate Kaeding for most in program history) and has made 60 consecutive PATs.
- 10** LB Nick Niemann leads the Hawkeyes and ranks second in the Big Ten with 69 tackles. He entered the season with 80 career tackles, including a season-high 43 as a sophomore in 2018. He recorded a career-best 17 tackles Week 5 at Penn State, the most by a Hawkeye since LB Anthony Hitchens made 19 stops against Iowa State in 2012.



The 14-week show will air on the following outlets:
 Mediacom MC 22: Wed., 6 p.m./Fri., 6:30 p.m./Sat., 10 a.m.
 KCWI Des Moines: Sat., Noon
 CFU Cedar Falls: Thurs., 7 p.m.
 KCRG Cedar Rapids: Sunday, 10:35 p.m.
 KCRG-D2 Cedar Rapids: Wed., 6 p.m. thru Dec. then returns to 7 p.m.
 KYOU Ottumwa: Sunday, 10 p.m.
 Big Ten Network: Thurs., 7:30 a.m.



QB



- 7 SPENCER PETRAS | SO | 6-5 | 231**
San Rafael, California (Marin Catholic)
- 7 career starts/12 career games played
 - 32.3 ppg, most by QB since Banks in '02 (36.5)
 - 78-131-877 during 5-game win streak (6 TD, 2 INT)
 - Career high 3 passing TDs Week 7 at ILL
 - 3 career rushing TDs (3, 1, 1)

RB



- 15 TYLER GOODSON | SO | 5-10 | 200**
Suwanee, Georgia (North Gwinnett)
- 11 career starts/20 career games played
 - Doak Walker Award preseason watch list
 - 656 rushing yards, tied for second in the B1G
 - Started last 11 games, 10 rushing TDs over that stretch
 - 3 100-yard games this season (career-high 142 at MN)

RB




- 10 MEKHI SARGENT | SR | 5-9 | 209**
Key West, Florida (Key West)
- 12 career starts/33 career games played
 - Doak Walker Award preseason watch list
 - 7 rushing TDs, third in the Big Ten
 - 6.1 yards per carry, fifth in Big Ten
 - 20 career rush TDs (11 players in school history w/20)

LT




- 77 ALARIC JACKSON | SR | 6-6 | 315**
Detroit, Michigan (Renaissance)
- 41 career starts/41 career games played
 - 41 career starts, all at LT
 - Outland Trophy Preseason Watch List
 - Pre-season first-team AA (Pick Six Previews)
 - Second-team preseason AA (Athlon)

LG



- 73 CODY INCE | SO | 6-4 | 285**
Balsam Lake, Wisconsin (Unity)
- 5 career starts/18 career games played
 - First career starts Week 3-7
 - Appeared in 11 games in 2019
 - Redshirted, saw no action in 2018
 - Played football, baseball, and basketball in high school

C



- 65 TYLER LINDERBAUM | SO | 6-3 | 288**
Solon, Iowa (Solon)
- 20 career starts/21 career games played
 - Rimington Award preseason watch list
 - 20 straight starts at center
 - First freshman to start at C since '06 (Raphael Eubanks)
 - Moved from DL to OL following 2018 regular season

RG



- 61 COLE BANWART | SR | 6-4 | 296**
Ottosen, Iowa (Algona)
- 16 career starts/25 career games played
 - 2020 Leadership Group
 - Started Weeks 1, 3-7 at RG, started Week 2 at LG
 - Injured in Week 5 of '19, missed remainder of season
 - In 2018, started Weeks 1-2, 9-13 at RG

RT



- 79 JACK PLUMB | SO | 6-7 | 293**
Green Bay (Bay Port)
- 2 career starts/18 career games played
 - Started Weeks 6-7 at RT
 - 1st career start Week 6 vs. Nebraska
 - Redshirted in 2018, saw action in one game
 - Elementary Education major

WR



- 12 BRANDON SMITH | SR | 6-2 | 215**
Lake Cormorant, Mississippi (Lake Cormorant)
- 26 career starts/41 career games played
 - 2 of Iowa's 7 receiving TDs (7 yards, 14 yards)
 - 20 receptions, 201 yards in 2020
 - 9 career TD, 2 in '18; 5 in '19; 2 in '20
 - State champion high jumper in Mississippi (6' 6")

WR



- 6 IHMIR SMITH-MARSETTE | SR | 6-1 | 179**
Newark, New Jersey (Weequahic)
- 20 career starts/43 career games played
 - 18 career TDs (12 receiving, 4 rushing, 2 KO return)
 - Averages 28.7 yds on 52 KO returns, second all-time B1G
 - 18 receptions, 205 rec. yards, 2 rec. TD in 2020
 - 1,475 career receiving yards, 22nd all-time

WR



- 3 TYRONE TRACY, JR. | SO | 5-11 | 203**
Camby, Indiana (Decatur Central)
- 11 career starts/24 career games played
 - 14 receptions, 154 yards, 1 TD in 2020
 - 36 rec., 589 yds (second on team), 3 TDs in '19
 - Career-high 130 receiving yards at Wisconsin in '19
 - 75-yard TD at WISC was longest scrimmage play of 2019

WR




- 89 NICO RAGAINI | SO | 6-0 | 193**
East Haven, Conn. (Notre Dame/Avon Old Farms Prep)
- 5 career starts/23 career games played
 - 17 receptions, 189 rec. yards, 1 rush TD in 2020
 - First career TD at Wisconsin in 2019 (3 yards)
 - 46 receptions led team in '19
 - Tied for third on team with 439 receiving yards in '19

WR



- 16 CHARLIE JONES | JR | 6-0 | 187**
Deerfield, Illinois (Deerfield)
- 0 career starts/7 career games played
 - 11.9 punt return avg. leads B1G and ranks ninth in nation
 - 54-yard punt return TD Week 3 vs. Michigan State
 - B1G Special Teams POW (11/9) following Week 3
 - Joined program as a walk-on in 2019

TE



- 84 SAM LAPORTA | SO | 6-4 | 249**
Highland, Illinois (Highland)
- 6 career starts/19 career games played
 - First career start at WIS in 2019
 - Team-high 26 receptions
 - Team-high 260 receiving yards
 - First career touchdown Week 7 at ILL (22 yards)

TE



- 42 SHAUN BEYER | JR | 6-5 | 248**
Shellsburg, Iowa (Cedar Rapids Kennedy)
- 13 career starts/35 career games played
 - 11 receptions, 158 yards, 1 TD in 2020
 - First career start at WIS in 2019
 - First career touchdown Week 7 at ILL (16 yards)
 - Moved from WR to TE following 2016 regular season

K




- 3 KEITH DUNCAN | SR | 5-10 | 180**
Weddington, North Carolina (Weddington)
- 2020 Lou Groza Award preseason watch list
 - Iowa's all-time leader in FG percentage (50-61) 82.0%
 - 19 career FG 40+ yards, tied for most in program history
 - 4 FG vs. NEB, 2 FG in fourth quarter, earned B1G POW
 - '19 Consensus All-American, Lou Groza Award finalist

DE



57 CHAUNCEY GOLSTON | SR | 6-5 | 270
Detroit, Michigan (East English Village Prep)
 • 20 career starts/45 career games played
 • Bronko Nagurski, Lott IMPACT preseason watch list
 • 36 tackles, 7.5 TFL (49 yards), 4.5 sacks (38 yards)
 • 4.5 sacks ranks fourth in Big Ten
 • 1 INT, 1 pass breakup, 2 QB hurry, 1 FF

DT



54 DAVIYON NIXON | JR | 6-3 | 305
Kenosha, Wisconsin (Indian Trail/Iowa Western)
 • 8 career starts/20 career games played
 • Outland Trophy semifinalist
 • 13.0 TFL (56 yards), 5.5 sacks (31 yards) lead B1G
 • 41 tackles, most among B1G d-lineman
 • 71-yard interception return for TD at Penn State

DL




96 JACK HEFLIN | SR | 6-4 | 312
Prophetstown, Illinois (Erie-Prophetstown/NIU)
 • 6 career starts/7 career games played (at Iowa)
 • Joined Iowa in '20 as grad transfer from No. Illinois
 • Tied career-high 7 tackles Week 2 (most as a Hawkeye)
 • '19 HM All-American (Football Pro Focus)
 • Second-team All-MAC by league coaches in '19

DE




97 ZACH VANVALKENBURG | SR | 6-4 | 270
Zeeland, Michigan (Zeeland West)
 • 7 career starts/18 career games played
 • 4 fumble recoveries, tied most in the country
 • 3.5 sacks tie for eighth in Big Ten
 • 8.5 TFL rank third in Big Ten
 • Named B1G Defensive POW Nov. 16 (Minnesota)

LB




49 NICK NIEMANN | SR | 6-4 | 233
Sycamore, Illinois (Sycamore)
 • 20 career starts/44 career games played
 • Team-high 69 tackles, second in B1G
 • Career-high 17 tackles Week 5 at Penn State
 • Son of Hawkeye assistant coach Jay Niemann
 • Brother of former Hawkeye LB Ben Niemann (Chiefs)

LB



44 SETH BENSON | SO | 6-0 | 231
Sioux Falls, South Dakota (Washington)
 • 6 career starts/22 career games played
 • First career start Week 2, career-high 13 tackles
 • 43 tackles ranks second on the team
 • 11 career tackles entering the season
 • Led team in tackles Weeks 2 (13), 3 (8), 4 (7)

LB




31 JACK CAMPBELL | SO | 6-5 | 243
Cedar Falls, Iowa (Cedar Falls)
 • 1 career start/14 career games played
 • Missed Week 1-3 (mononucleosis)
 • Returned to action Week 4 at Minn, recording 5 tackles
 • 1 of 8 true freshmen to see action in '19
 • 2020 Leadership Group

LB
SS



4 DANE BELTON | SO | 6-1 | 205
Tampa, Florida (Jesuit)
 • 11 career starts/15 career games played
 • 27 tackles, team-high 5 pass break ups in 2020
 • Started all 7 games in '20 (1 SS, 6 CASH)
 • 2020 Leadership Group
 • 25th true freshman (8th DB) in the Ferentz era to start

DB




8 MATT HANKINS | SR | 6-0 | 180
Lewisville, Texas (Marcus)
 • 26 career starts/36 career games played
 • 34 tackles, 1 INT (9 yards), 4 PBU in 2020
 • 58 tackles, 7 breakups, 2 INT in '19
 • First career INT at Wisconsin in 2019
 • 2020 Leadership Group

SS




26 KAEVON MERRIWEATHER | SO | 6-0 | 220
Belleville, Michigan (Belleville)
 • 5 career starts/18 career games played
 • Started Weeks 2-3, 5-7 at SS
 • Tied career high 5 tackles Week 2 (second career start)
 • Redshirted in '19 after seeing action in just two games
 • 1 of 12 true freshmen to see action in 2018

FS



28 JACK KOERNER | JR | 6-0 | 205
Des Moines, Iowa (Dowling)
 • 18 career starts/32 career games played
 • 3 INTs ties for fifth in Big Ten
 • Fourth on team with 39 tackles
 • Tied career-high 13 tackles Week 1 (1 TFL, 1 yard)
 • 2020 Leadership Group

DB



33 RILEY MOSS | JR | 6-1 | 190
Ankeny, Iowa (Centennial)
 • 14 career starts/29 career games played
 • 38 tackles ranks sixth on the team
 • 2 INT in 2020, 1 returned for TD (54 yards vs. MSU)
 • Career-high 9 tackles Week 2
 • Started all seven games at right corner

DE



13 JOE EVANS | SO | 6-2 | 248
Ames, Iowa (Ames)
 • 0 career starts/15 career games played
 • Tied for team lead with 3 QBH
 • Moved from LB to DE during '19 spring practice
 • Redshirted in 2018 after joining team as a walk-on
 • Enterprise Leadership major

LB



35 BARRINGTON WADE | SR | 6-1 | 236
Skokie, Illinois (Niles North)
 • 3 career starts/32 career games played
 • 2 INTs in 2020
 • Second career start Week 1, career-high 5 tackles
 • First career start at Wisconsin in 2019
 • First career sack (9) and INT (16) Week 1

DL



99 NOAH SHANNON | SO | 6-0 | 294
Aurora, Illinois (Oswego)
 • 1 career start/14 career games played
 • 11 tackles, 0.5 sacks (5 yards), 1 PBU in 2020
 • 13 career tackles, 1 forced fumble, 1 fumble recovery
 • Redshirted in 2018, did not see action
 • Enterprise Leadership major

P



9 TORY TAYLOR | FR | 6-4 | 225
Melbourne, Australia (Haileybury College HS)
 • Ray Guy Award semifinalist
 • 44.6 yards per punt rank third in B1G, 18th in nation
 • 17 of 32 punts inside the 20, 9 inside the 10, no touchbacks
 • Did not compete as punter in high school
 • Elementary education major

GENERAL INFORMATION

Location: Iowa City, Iowa
Founded: 1847
Enrollment: 30,448
President: Bruce Harreld
Director of Athletics: Gary Barta
Conference: Big Ten (West Division)
Nickname: Hawkeyes
Mascot: Herky
Colors: Black and Gold (PMS 116)
First Year of Football: 1889
All-Time Record: 664-561-39
All-Time Bowl Record: 16-15-1
National Champions: 1921, '22 '56, '58, '60

STADIUM INFORMATION

Stadium: Kinnick Stadium
Opened: 1929
Capacity: 69,250
Playing Surface: Field Turf
All-Time Record: 297-188-15

**IOWA COACHES
GAME DAY LOCATIONS****OFFENSE**

Brian Ferentz (field)	Off. Coord./TE's
Ken O'Keefe (field)	Quarterbacks
Derrick Foster (field)	Running Backs
Kelton Copeland (booth)	Wide Receivers
Tim Polasek (field)	Offensive Line
Dylan Chmura (booth)	Grad. Assistant
Keeston Terry (field)	Grad. Assistant

DEFENSE

Phil Parker (field)	Def. Coord./DBs
Kelvin Bell (field)	Defensive Line
Jay Niemann (booth)	Asst. Defensive Line
Seth Wallace (field)	Asst. Def. Coord./LBs
Shane Viilo (booth)	Grad. Asst.

SPECIAL TEAMS

LeVar Woods (field)	ST Coordinator
---------------------	----------------

UI ATHLETIC COMMUNICATIONS

Office: (319) 335-9411
Director (Contact): Steve Roe
E-Mail: steven-roe@uiowa.edu
Associate (Secondary Contact): Matt Weitzel
E-Mail: matthew-weitzel@uiowa.edu
Associate: Chris Brewer
E-Mail: ... christopher-brewer@uiowa.edu
Associate: James Allan
E-Mail: james-allan@uiowa.edu
Administrative Assistant: Rhonda Wetjen
E-Mail: rhonda-wetjen@uiowa.edu

Mailing Address:

S300 Carver-Hawkeye Arena
 Iowa City, IA 52242-1020

22 SENIORS PLAY FINAL HOME GAME

Twenty-two senior members of the Iowa football program will be recognized during pregame ceremonies Saturday.

Senior members of the Iowa football program include Nick Anderson, Cole Banwart, Shaun Beyer, Max Cooper, Coy Cronk, Colton Dinsdale, Keith Duncan, Chauncey Golston, Matt Hankins, Jack Heflin, Alaric Jackson, Dalles Jacobus, Matt Lorbeck, Nick Niemann, Mekhi Sargent, Austin Schulte, Caleb Shudak, Brandon Smith, Ihmir Smith-Marsette, Austin Spiewak, Zach VanValkenburg, and Barington Wade.

Since the start of the 2017 season the Hawkeyes have won 32 games and qualified for a bowl game every year. The senior class has an overall record of 32-14, including a 18-6 mark at home, a 20-14 record in Big Ten games, and a 13-3 record in trophy games (10-3 in rivalry games, 3-0 in bowl games).

WARMING UP THE ARM

Iowa has won its last five games, outscoring its opponents 186-76 and averaging 37.2 points per game during the winning streak. The Hawkeyes 186 points scored over the last five games represent the best five-game stretch since Iowa totaled 207 in the first five games of 2002.

QB Spencer Petras is 78-131 (59.5) with 877 passing yards (175.4 ypg) during the five-game winning streak. He has thrown six touchdowns and two interceptions over the last five games. Petras has 220 pass attempts through seven weeks, tied for the most by any Big Ten quarterback. He entered the season with 11 career pass attempts.

The Hawkeyes are averaging 32.2 points per game this season, their highest total since 2002 (36.5).

Petras threw for 481 yards in Weeks 1-2, the most by an Iowa quarterback since Jake Rudock passed for 572 yards in the first two games of 2014. His 265 passing yards Week 1 were the most by a Hawkeye quarterback making his first career start since Jon Beutjer in 2000 (380 yards). Petras was the fifth Hawkeye quarterback under Ferentz to make his first career start on opening day. He led the Iowa offense to 460 total yards, its highest total in a Big Ten game since 2018 against Indiana (479).

Petras threw 50 times Week 2 in his Kinnick Stadium debut. The last Iowa quarterback to throw the ball 50 or more times in a game was Jake Rudock, who attempted 56 passes against Maryland in 2014.

ABOUT THE FIVE

- Iowa has won five straight Big Ten games since opening the season with losses to Purdue (24-20) and Northwestern (21-20).
- The Hawkeyes 186 points scored over the last five games represent the best five-game stretch since Iowa totaled 207 in the first five games of 2002.
- QB Spencer Petras is 78-131 (59.5) with 877 passing yards (175.4 ypg) during the five-game winning streak. He has thrown six touchdowns and two interceptions over the last five games
- Iowa has won five straight Big Ten games for the eighth time in the last 61 years (2020, 2015, 2009, 2004, 2002, 1991, 1990, 1987).
- Iowa has scored at least 25 points in each of its five wins. It is the third time in school history Iowa has scored 25 points or more in five straight wins (1987, five games; 2015, seven games).
- Iowa won eight straight conference games in 2015 and 2008, and seven straight in 2004 and 1991).

SARGENT HITS PAY DIRT

RB Mekhi Sargent ranks third in the Big Ten with seven rushing touchdowns (15, 3, 9, 7, 1, 10, 2). His two-yard rushing score against Nebraska was the 20th rushing touchdown of his career. He is the 11th player in school history to have 20 career rushing touchdowns. He also has one career receiving touchdown. Sargent ranks fifth in the Big Ten averaging 6.1 yards per carry.

Sargent rushed 15 times for 101 yards against Penn State, his first 100-yard rushing game of the season and the third of his career. He has 1,689 career rushing yards, 21st all-time in program history. He needs 21 yards to tie Ed Podalak (1,710) for 20th all-time.



HEAD COACH KIRK FERENTZ

Kirk Ferentz (pronounced FAIR-rintz, rhymes with parents) is in his 22nd season as head coach at Iowa. He is the dean of NCAA Division I football coaches and is Iowa's all-time winningest coach, surpassing Hayden Fry in 2019. His contract runs through the 2025 season.



- Named Big Ten Coach of the Year for the fourth time in his career (2002, 2004, 2009, 2015). Only Michigan's Bo Schembechler (6) has more conference coach of the year awards.
- Guided Iowa to Big Ten titles in 2002 and 2004, and the Big Ten West Division title in 2015.
- Named Woody Hayes, Eddie Robinson, and Bobby Dodd Coach of the Year in 2015. Was a finalist for the Maxwell Football Club, Paul "Bear" Bryant Coach of the Year award.
- Ferentz is fourth all-time with 167 overall wins as a member of the Big Ten. He has 102 Big Ten wins, which ranks fourth all-time.
- Named the 2002 Associated Press and Walter Camp National Coach of the Year and AFCA Regional Coach of the Year.
- Iowa has made two BCS bowl appearances, including a 24-14 win in the 2010 FedEx Orange Bowl, and one CFP Bowl (2016).
- Iowa has played in 11 January bowl games with five January bowl victories (2004 Outback Bowl, 2005 Capital One Bowl, 2009 Outback Bowl, 2010 FedEx Orange Bowl, 2019 Outback Bowl).
- Iowa has posted a 158-85 (.650) overall mark and an 98-63 (.609) Big Ten record since 2001. Ferentz has placed in the top one-half of the conference 14 times, including Big Ten titles in 2002 and 2004, a second-place finish in 2009, and a West Division title in 2015.
- At Iowa, Ferentz holds an overall record of 167-106 (.611) and a 102-77 (.570) mark in Big Ten games. He is Iowa's all-time winningest football coach with 167 wins. In 25 seasons as a college head coach, he holds a career mark of 179-127 (.585).
- The only Division I head coach to coach three sons at the same college. Brian, an assistant coach since 2012 and Iowa's offensive coordinator, was a Hawkeye letterman from 2003-05. James was a three-year starter on the Hawkeye offensive line before graduating in May, 2013. Steven was a senior offensive lineman in 2016.

FERENTZ COACHING RECORD AT IOWA (22nd year)

YEAR	OVERALL	(PCT)	BIG TEN	(PCT)	BOWL
2020	5-2	.714	5-2	.714	
2019	10-3	.769	6-3	.667	Holiday
2018	9-4	.692	5-4	.556	Outback
2017	8-5	.615	4-5	.444	Pinstripe
2016	8-5	.615	6-3	.667	Outback
2015	12-2	.857	8-0	1.000	Rose
2014	7-6	.538	4-4	.500	TaxSlayer
2013	8-5	.615	5-3	.625	Outback
2012	4-8	.333	2-6	.250	---
2011	7-6	.538	4-4	.500	Insight
2010	8-5	.615	4-4	.500	Insight
2009	11-2	.846	6-2	.750	Orange
2008	9-4	.692	5-3	.625	Outback
2007	6-6	.500	4-4	.500	---
2006	6-7	.462	2-6	.250	Alamo
2005	7-5	.583	5-3	.625	Outback
2004	10-2	.833	7-1	.875	Capital One
2003	10-3	.769	5-3	.625	Outback
2002	11-2	.846	8-0	1.000	Orange
2001	7-5	.583	4-4	.500	Alamo
2000	3-9	.250	3-5	.375	---
1999	1-10	.091	0-8	.000	---
Overall	167-106	.611	102-77	.570	

FERENTZ AMONG BIG TEN'S BEST

Head coach Kirk Ferentz has 102 Big Ten wins as Iowa's head coach, the fourth most of any coach in Big Ten Conference history. The Hawkeyes defeated Penn State, 41-21, on Nov. 21, 2020, to earn Ferentz's 100th conference win.

Ferentz's 167 wins in all games coached as a member of the Big Ten Conference rank fourth all-time in league history. He is one of five coaches in Big Ten Conference history to win at least 150 games as a member of the Big Ten Conference. The top five includes Woody Hayes (202), Amos Alonzo Stagg (199), Bo Schembechler (194), Ferentz (167) and Joe Paterno (162).

Ferentz (167-106) became Iowa's all-time winningest coach on Sept. 1, 2018. The Hawkeyes defeated Northern Illinois, 33-7. It was Ferentz's 144th win as Iowa's head coach, one more than his predecessor, Hayden Fry (143-89-6). Fry coached Iowa for 20 years (1979-98). Ferentz is in his 22nd season in 2020.

Both Ferentz (167,102) and Fry (143, 96) rank in the top five in overall wins and Big Ten wins. Only Iowa and Michigan have two coaches ranked in the top 10 of both win categories (Bo Schembechler 194, 143; and Lloyd Carr 122, 81).

Iowa is the only school in the country to have just two head football coaches since 1979.

FERENTZ TOPS IN LONGEVITY

Kirk Ferentz is in his 22nd season as Iowa's head football coach in 2020. He is the longest tenured active head coach in college football. Ferentz was named Iowa head coach on Dec. 2, 1998. Gary Patterson of TCU is No. 2 in coaching tenure. Patterson's first year with the Horned Frogs was 2001. Among Big Ten coaches, only Pat Fitzgerald (2006) has been at his current school for 10 seasons or more. Iowa is the only school to have just two head football coaches since 1979.

Defensive coordinator Phil Parker is in his 22nd season on Iowa's staff, his ninth as defensive coordinator. He is the longest tenured defensive coordinator in FBS.

Quarterbacks coach Ken O'Keefe was on Ferentz's original coaching staff before he left for the NFL following the 2011 season. He returned to Iowa in 2017 to coach Iowa's quarterbacks.

Ferentz is the only Division I coach to coach three sons. Brian Ferentz, a former Hawkeye letterman and captain (2003-05), is in his eighth season on Iowa's coaching staff. James Ferentz was a three-year starter on the Hawkeye offensive line and a team captain before graduating in 2013. Steven was an offensive lineman and letterwinner in 2015 and 2016.

HAWK TALK WITH KIRK FERENTZ

Head Coach Kirk Ferentz is featured on "Hawk Talk with Kirk Ferentz" each week during the regular season. This year's show is held virtually and streamed live from 6:30-8 p.m. (CT) on the Hawkeye Radio Network, KCRG 9.2 and the Hawkeye Radio Network YouTube channel.

WINNING ON THE ROAD

With a three-game road winning streak, Iowa has won three straight Big Ten road games in a single season for the first time since 2016 (at Rutgers, at Minnesota, at Purdue). Iowa will post a .500 or above road record for all games played for the eighth straight season.



OVERALL WINS
(all games played as member of B1G)

Coach, Team	Wins	Seasons	Years
1. Woody Hayes, OSU	205	28	1951-78
2. Amos Alonzo Stagg, CHI	199	37	1896-32
3. Bo Schembechler, MICH	194	21	1969-89
4. Kirk Ferentz, IOWA	167	21	1999-pr.
5. Joe Paterno, PSU	162	19	1993-11
6. Hayden Fry, IOWA	143	20	1979-98
7. Henry Williams, MINN	136	22	1900-21
8. Robert Zuppke, ILL	131	29	1913-41
9. Lloyd Carr, MICH	122	13	1995-07
10. Barry Alvarez, WIS	119	18	1990-05

BIG TEN CONFERENCE WINS

Coach, Team	Wins	Seasons	Years
1. Woody Hayes, OSU	153	28	1951-78
2. Bo Schembechler, MICH	143	21	1969-89
3. Amos Alonzo Stagg, CHI	115	37	1896-32
4. Kirk Ferentz, IOWA	102	21	1999-pr.
5. Hayden Fry, IOWA	96	20	1979-98
6. Joe Paterno, PSU	95	19	1993-11
7. Lloyd Carr, MICH	81	13	1995-07
8. Robert Zuppke, ILL	76	29	1913-41
9. Duffy Daugherty, MSU	72	19	1954-72
10. John Cooper	70	13	1988-00

HAWKEYES UNDER FERENTZ

Overall	167-106
vs. ranked teams.....	30-46
vs. unranked teams	136-60
vs. Big Ten teams	102-78
vs. Big Ten teams (home).....	56-30
vs. Big Ten teams (away).....	46-47
vs. Big Ten teams (neutral)	0-1
When rushing for 150 yards or more	105-18
When rushing for 200 yards or more	68-6
When passing for 250 yards or more	47-26
When passing for 300 yards or more	16-8
When Iowa player rushes for 100 yards	94-25
When opponent has 100-yard rusher	23-48
When opponent has 300-yard passer	18-13
When scoring 30 points or more.....	93-9
When scoring 20 points or more.....	129-44
When opponent scores 25 points or more.....	19-62
When holding opponent to 10 pts or less	65-2
When Iowa scores first	127-36
When Iowa leads at halftime.....	135-28
When Iowa trails at halftime	24-76
When game is tied at halftime	9-5
When Iowa leads after 3 quarters	141-19
When Iowa trails after 3 quarters.....	17-81
When game is tied after 3 quarters.....	9-6
Games decided by 11 points or more	98-35
Games decided by 10 points or less	53-56
Games decided by 7 points or less	44-54
Games decided by 3 points or less	21-34
When Iowa has a positive turnover margin ...	102-24
When opponent has a positive turnover margin ...	23-55
When the turnover margin is equal	38-24
When returning a punt/kickoff for a score	13-6
Overtime games	7-5
When temperature is 50 degrees or above....	109-77
When temperature is below 50 degrees	55-26
When temperature is over 90 degrees.....	4-4
When raining:.....	15-9

THE SERIES

Saturday will be the 94th meeting between Iowa and Wisconsin. Through 93 games, Wisconsin leads 48-43-2. Iowa is 19-27-1 all-time in games played in Madison. Iowa is 24-20-1 all-time in games played in Iowa City. Wisconsin has won the last five meetings at Iowa. The Hawkeyes last win over the Badgers at Kinnick Stadium was in 2008 (W, 38-16). Iowa's last win in the series was a 10-6 victory in 2015. Here are the series results:

10/29/1894	L	0-44	*10/10/70	W	24-14
11/03/06	L	4-18	*10/30/71	W	20-16
*11/02/07	L	5-6	11/04/72	L	14-16
11/23/11	L	0-12	11/10/73	L	7-35
*11/04/12	L	10-28	*11/09/74	L	15-28
11/27/17	L	0-20	*11/08/75	W	45-28
11/15/24	W	21-7	11/06/76	L	21-38
11/13/26	L	10-20	11/12/77	W	24-8
*11/07/25	L	0-6	*11/18/78	W	38-24
11/12/27	W	16-0	10/27/79	W	24-13
*11/17/28	L	0-13	*11/01/80	W	22-13
10/26/29	W	14-0	11/14/81	W	17-7
10/08/32	L	0-34	*11/13/82	W	28-14
*10/21/33	W	26-7	11/05/83	W	34-14
10/16/37	L	6-13	*11/03/84	T	10-10
*10/08/38	L	13-31	10/12/85	W	23-13
10/28/39	W	19-13	*10/11/86	W	17-6
*10/12/40	W	30-12	10/10/87	W	31-10
10/18/41	L	0-23	*10/08/88	W	31-6
*10/07/42	W	6-0	10/14/89	W	31-24
*10/02/43	L	5-7	*10/13/90	W	30-10
11/11/44	L	7-26	10/12/91	W	10-6
*11/03/45	L	7-27	*10/10/92	W	23-22
11/09/46	W	21-7	11/18/95	W	33-20
11/08/47	L	14-46	*11/16/96	W	31-0
*10/30/48	W	19-13	11/08/97	L	10-13
11/12/49	L	13-35	*10/24/98	L	31-0
*10/14/50	L	0-14	11/13/99	L	3-41
11/17/51	L	7-34	*10/28/00	L	7-13
*10/18/52	L	13-42	11/03/01	L	28-34
10/31/53	L	6-10	*11/2/02	W	20-3
*10/30/54	W	13-7	11/22/03	W	27-21
10/01/55	L	14-37	*11/20/04	W	30-7
*10/13/56	W	13-7	11/12/05	W	20-10
*10/19/57	W	21-7	*11/11/06	L	21-24
10/18/58	W	20-9	9/22/07	L	13-17
10/17/59	L	16-25	*10/18/08	W	38-16
*10/15/60	W	28-21	10/17/09	W	20-10
*10/12/61	W	47-15	*10/23/10	L	30-31
10/20/62	L	14-42	*11/2/13	L	9-28
*10/19/63	L	7-10	*11/22/14	L	24-26
10/17/64	L	21-31	10/3/15	W	10-6
10/02/65	L	13-16	*10/22/16	L	9-17
*10/01/66	L	0-7	11/11/17	L	14-38
10/21/67	T	21-21	*9/23/18	L	17-28
*10/19/68	W	41-0	11/9/19	L	22-24
10/11/69	L	17-23			

* - at Iowa City



IOWA CAREER RECEIVING YARDS

Name	Rec-Yards	Years
1. Marvin McNutt, Jr.	170-2,861	2008-11
2. D. Johnson-Koulianos	173-2,616	2007-10
3. Tim Dwight	139-2,271	1994-97
4. Danan Hughes	146-2,216	1989-92
5. Ronnie Harmon	146-2,045	1982-85
6. Kevin Kasper	157-1,974	1997-00
7. Dave Moritz	109-1,912	1980-83
8. Kahlil Hill	152-1,892	1998-01
9. Clinton Solomon	118-1,864	02, 04-05
10. Harold Jasper	107-1,863	1991-94
=====		
18. Ed Hinkel	135-1,588	2002-05
19. Maruice Brown	84-1,515	2000-03
20. Tevaun Smith	102-1,500	2012-15
21. Karl Noonan	102-1,478	1963-65
22. Ihmir Smith-Marsette	103-1,475	2017-pr.

IOWA CAREER ALL-PURPOSE YARDS

Name	Rec-Yards	Years
1. Sedrick Shaw	5,043	1993-96
2. Ronnie Harmon	4,985	1982-85
3. Tim Dwight	4,890	1994-97
4. Ladell Betts	4,397	1998-01
5. D. Jn-Koulianos	4,256	2007-10
6. Tavian Banks	4,155	1994-97
7. Albert Young	4,121	2004-07
8. Kahlil Hill	3,966	1998-01
9. Akrum Wadley	3,904	2014-17
10. Danan Hughes	3,374	1989-92
=====		
11. Tony Stewart	3,348	1991-94
12. Harold Jasper	3,333	1991-94
13. Levi Mitchell	3,267	1969-71
14. I. Smith-Marsette	3,248	2017-pr.

BIG TEN CAREER KICKOFF RETURN AVERAGE (Minimum 40)

Name (KOR-Yards)	Avg.	Years
1. Stan Brown, PUR (49-1,412)	28.8	1968-70
2. Ihmir Smith-Marsette, IOWA (52-1,491)	28.7	2018-Pr.
3. Desmond Howard, MICH (45-1,211)	26.9	1989-91
4. Jordan Hall, OSU (49-1,308)	26.7	2010-13
5. Anthony Carter, MICH (63-1,606)	26.3	1979-82
6. Curtis Duncan, NU (50-1,308)	26.2	1983-86
7. Ameer Abdullah, NEB (61-1,592)	26.1	2011-14
8. Kahlil Hill, IOWA (58-1,509)	26.0	1998-01
Raheem Mostert, PUR (88-2,289)	26.0	2011-14
Desmond King, IOWA (56-1,458)	26.0	2013-17
11. William Likely, MD (87-2,233)	25.7	2013-16

THE LAST MEETING -- TYRONE TRACY (Nov. 9, 2019 at Wisconsin)

WR Tyrone Tracy's 75-yard touchdown reception in the fourth quarter was Iowa's longest play from scrimmage of the season, and the longest reception of Tracy's career.

Tracy recorded a career-high 130 receiving yards, the most receiving yards by a Hawkeye since Jake Duzey had 138 yards against Ohio State in 2013, and the most receiving yards by a Hawkeye wide receiver since Marvin McNutt had 130 receiving yards against Michigan State in 2011.

THE LAST MEETING -- GAME OF FIRSTS (Nov. 9, 2019 at Wisconsin)

Freshman TE Sam LaPorta became the first true freshman in the Ferentz era to start at tight end, and LB Jack Campbell became the fourth true freshman in the Ferentz era to start at linebacker (James Morris, 2010; A.J. Edds, 2006; Fred Barr, 1999).

LB Barrington Wade made his first career start.

CB Matt Hankins' interception in the fourth quarter was the first of his career. Hankins had a game-high eight tackles.

WR Nico Ragaini caught a 3-yard touchdown in the fourth quarter, the first touchdown of his career.

RETURN TO SENDER

Iowa has two of the country's top returners. Junior Charlie Jones leads the Big Ten and ranks ninth in the country averaging 11.8 yards per punt return. He has one punt return for a touchdown (54 yards vs. Michigan State). Senior WR Ihmir Smith-Marsette averages 21.0 yards per kickoff return in 2020, No. 3 in the Big Ten.

Smith-Marsette ranks No. 2 in Big Ten history in kickoff return average. Smith-Marsette averages 28.7 yards on 52 career kickoff returns. Smith-Marsette has 1,491 kickoff return yards, fourth all-time in program history (Douthitt 1,762; Johnson-Koulianos 1,575; Hill 1,509).

Smith-Marsette has 1,475 career receiving yards, 22nd all-time in program history. He has 3,242 all-purpose yards, 14th all-time.

In 2019, Smith-Marsette became the first player in school history to return two kickoffs for a touchdown in the same season. He did it in consecutive games to end the season. He had a 95-yard kickoff return for a touchdown against Nebraska, tying for the 10th longest in school history, and a 98-yard return against USC at the Holiday Bowl, the seventh longest in school history, an Iowa bowl record, and tying a Holiday Bowl record.

Smith-Marsette had a team-high 10 touchdowns in 2019; five receiving, three rushing, and two kickoff returns.

Smith-Marsette scored three touchdowns at the 2019 Holiday Bowl (all in the first half), tying Shonn Greene's Iowa bowl record. He is the second Hawkeye in program history to score a touchdown via rush, reception, and kickoff return, in a single game (George Rice, vs. Purdue in 1951). He is the first college player since 1998 (Deuce McAllister, Independence Bowl) to score a touchdown via rush, reception, kickoff return in a bowl game.

IN THE RANKINGS

Iowa finished the 2019 season ranked No. 15 in both the AP poll and the coaches poll. It marked the 25th time in program history that Iowa finished the season ranked in the top 25. Iowa has finished ranked 15th or better in the AP poll six times in 21 seasons under head coach Kirk Ferentz.

Iowa's 2020 schedule includes two opponents ranked in the AP top 25 (#15 Northwestern, #25 Wisconsin). These are Iowa's most recent wins versus nationally-ranked opponents:

Home: 23-19 over #7 Minnesota, 11/16/19
 55-24 over #3 Ohio State, 11/4/17
 40-10 over #15 Nebraska, 11/25/16

Road: 40-10 over #20 Northwestern, 10/17/15
 10-6 over #18 Wisconsin, 10/3/15
 38-28 over #24 Michigan, 10/16/10

Neutral: 49-24 over #22 USC, Holiday Bowl, 12/27/19
 27-22 over #18 Mississippi State, Outback Bowl, 1/1/19
 27-24 over #12 Missouri, Insight Bowl, 12/28/10



IOWA CAREER SCORING

Name	PTS	TD-PAT-FG	YEARS
1. Nate Kaeding	373	1-166-67	2000-03
2. Mike Meyer	324	0-141-61	2010-13
3. Rob Houghtlin	290	0-128-54	1985-87
4. Tom Nichol	277	0-142-45	1981-84
5. Kyle Schlicher	260	0-107-51	2004-06
6. Keith Duncan	244	0-94-50	2016-pr.

CAREER FG MADE (SINCE 1979)

Name	FGM	FGA	PCT.
1. Nate Kaeding (2000-03)	67	83	.807
2. Mike Meyer (2010-13)	61	80	.763
3. Rob Houghtlin (1985-87)	54	80	.675
4. Kyle Schlicher (2004-06)	51	67	.761
5. Keith Duncan (2016-pr.)	50	61	.820
6. Tom Nichol (1981-84)	45	74	.608
7. Jeff Skillett (1988-91)	34	62	.548
8. Daniel Murray (2007-09)	32	45	.711
9. Miguel Recinos (2016-18)	29	38	.763
10. Marshall Koehn (2014-15)	28	36	.778

CAREER FG PERCENTAGE (SINCE 1979)
(minimum 30 attempts)

Name	FGM	FGA	PCT.
1. Keith Duncan (2016-pr.)	50	61	.820
2. Nate Kaeding (2000-03)	67	83	.807
3. Marshall Koehn (2014-15)	28	36	.778
4. Miguel Recinos (2016-18)	29	38	.763
5. Mike Meyer (2010-13)	61	80	.763
6. Kyle Schlicher (2004-06)	51	67	.761
7. Daniel Murray (2007-09)	32	45	.711
8. Rob Houghtlin (1985-87)	54	80	.675
9. Zach Brommert (1995-98)	26	39	.667
10. Tom Nichol (1981-84)	45	74	.608

CAREER RUSHING TOUCHDOWNS

Name	TD	YEARS
1. Tavian Banks	33	1994-97
Sedrick Shaw	33	1993-96
3. Mark Weisman	32	2012-14
4. Akrum Wadley	28	2014-17
5. Ladell Betts	25	1998-01
6. David Hudson	24	1985-88
7. Albert Young	23	2004-07
8. Shonn Greene	22	2005-06, 08
Ronnie Harmon	22	1982-85
Owen Gill	22	1981-84
11. Mekhi Sargent	20	2018-20

TROPHY COLLECTION

The Hawkeyes are 18-4 in their last 22 rivalry trophy games (Iowa State, Minnesota, Nebraska, Wisconsin), with all four losses coming to Wisconsin.

The Hawkeyes defended Floyd of Rosedale at Minnesota on Nov. 13 (W, 35-7) in their first of three trophy games in 2020. Iowa defended the Heroes Trophy with a 26-20 win on Nov. 27 against Nebraska. The Hawkeyes try to reclaim the Heartland Trophy on Saturday vs. Wisconsin. Iowa will maintain possession of the Cy-Hawk Trophy vs. Iowa State due to the Big Ten's decision to play a conference-only schedule.

Trophy	Opponent	Date	Result
Floyd of Rosedale	at Minnesota	11/13	W, 35-7
Heroes	vs. Nebraska	11/27	W, 26-20
Heartland	vs. Wisconsin	12/12	---

DUNCAN GETTING HIS KICKS

Senior K Keith Duncan is Iowa's all-time career leader in field goal percentage (82.0). He has made 50-of-61 career field goal attempts. His 50 career field goals made rank fifth in program history. He is 20-of-20 in his career inside 30 yards, has 19 field goals made of 40 or more yards (tying Nate Kaeding for most in program history) and has made 60 consecutive PATs.

Duncan is 12-of-16 on field goal attempts this season. He kicked four field goals, including two in the fourth quarter against Nebraska. He first fourth-quarter field goal against the Huskers (48 yards) broke a 20-20 tie, and helped him earn Big Ten co-Player of the Week honors. Duncan has 244 career points, sixth most in program history.

Duncan led the country with a Big Ten single-season record 29 field goals made in 2019, and was a consensus first-team All-American, the 26th in program history. Duncan was named the Bakken-Anderson Kicker of the Year in the Big Ten Conference in 2019, and was one of three finalists for the Lou Groza Award.

Duncan has two game-winning field goals in his career. He kicked a 33-yard field goal as time expired to defeat No. 2 Michigan, 14-13, at home in 2016. He connected on a 48-yard attempt to give Iowa a 27-24 lead with one second left at Nebraska in 2019.

D-LINE EMERGES AMONG BIG TEN'S BEST

Iowa has played 21 straight games without surrendering 25 points, the longest streak in the nation among Power 5 teams.

Junior DT Daviyon Nixon leads an Iowa defensive front that ranks second in the Big Ten in sacks (20.0) and tackles for loss (46.0). Nixon leads the Big Ten with 5.5 sacks and 13.0 tackles for loss. DE Zach VanValkenburg ranks third with 8.5 tackles for loss, and DE Chauncey Golston ranks seventh with 7.5 tackles for loss. Golston's 4.5 sacks rank fourth in the conference.

Iowa ranks No. 3 in the conference in scoring defense (17.3), rush defense (115.0) and total defense (326.4). The Hawkeyes are ranked fourth in pass defense (211.4)

Nixon has two games this season (Northwestern, Nebraska) with three tackles for loss. He set career highs in tackles in Week 1 and Week 2, registering seven stops in the season opener at Purdue, and besting that with 11 tackles in the home opener against Northwestern. He recorded his first career interception Week 5 at Penn State, returning in 71 yards for a touchdown. It was his first touchdown scored at any level in his playing career. The 71-yard return ties for the 14th longest interception return in program history.

VanValkenburg had a career-high three sacks Week 4 at Minnesota, the most by a Hawkeye since A.J. Epenesa had 4.5 against Nebraska in 2019. He has four fumble recoveries this season, tied for the most in the country. His 3.5 sacks tie for eighth in the Big Ten.

Golston has 4.5 sacks, fourth in the Big Ten. He is the lone returning frontline starter on a defense that ranked in the top 20 in scoring, rushing, passing, and total defense in 2019. He intercepted a pass at Penn State, his third career interception, and forced a fumble on Nebraska's final play to help Iowa defeat the Huskers, 26-20. The forced fumble was the first of his career.



HAWKEYE FOOTBALL BY THE NUMBERS

- 167** Ferentz's career wins as Iowa's Iowa's all-time winningest football coach
- 100** Ferentz became the 12th coach to win 100 games at a Big Ten school (at MSU, 19-16 2OT, 10/13/12)
- 66** NFL Draft picks under Kirk Ferentz
- 62** Calvin Jones' retired number, one of two in school history
- 51** Hawkeyes who have played in the Super Bowl
- 33** Bowl games (17-15-1)
- 29** All-America honors under Ferentz
- 27** Players have combined to earn Academic All-America honors
- 26** Consensus All-Americans (11 under Kirk Ferentz)
- 25** Times finished a season ranked
- 24** Heisman Trophy winner (1939) Nile Kinnick's retired number
- 20** First or second round NFL draft picks under Kirk Ferentz
- 17** Bowl Wins
- 15** CFB Hall of Famers
- 12** School record 12 wins in 2015
- 11** Big Ten Championships
- 9** Former players recognized on Kinnick Stadium Wall of Honor
- 9** Players under Ferentz who have won national awards
- 9** Bowl wins under Kirk Ferentz
- 5** National Championships (1921, 1922, 1956, 1958, 1960)
- 5** Five times finished the year ranked in top 10 over the past 13 seasons
- 4** Kirk Ferentz has been named B1G Coach of the Year
- 3** Three times won 11 games or more under Kirk Ferentz (2002, 2009, 2015)

ON THE AVERAGE

DOWN	PLAYS	YARDS	AVG.
First Down	224	1,358	6.0
Second Down	161	896	5.5
Third Down	80	308	3.8
Fourth Down	8	49	6.1

IOWA BY QUARTERS

QUARTER	IOWA	OPPONENTS
First	51	21
Second	85	41
Third	29	35
Fourth	61	24
OT	0	0

POINTS OFF TURNOVERS

	T/O Gained	Pts Scored
Iowa	16	66
Opponents	8	23

LAPORTA LEADS ALL PASS CATCHERS

TE Sam LaPorta leads Iowa in receptions (26) and receiving yards (260). Only two times since 1992 has a tight end led Iowa in season receiving yards. Alan Cross in 1992 (55-640) and T.J. Hockenson in 2018 (49-760).

Iowa wide receivers account for 69 of the team's 127 receptions (54.3 percent). WR Nico Ragaini, WR Brandon Smith, WR Ihmir Smith-Marsette and WR Tyrone Tracy combine for 69 receptions and 749 receiving yards. The receivers have five of Iowa's seven touchdown receptions (Smith 7 yards, 14 yards; Smith-Marsette 8, 4; Tracy 6), and two of Iowa's rushing touchdowns (Ragaini 1; Smith Marsette 13).

THAT'S NOT A PUNT, THIS IS A PUNT

Melbourne, Australia, native Tory Taylor ranks third in the Big Ten and 18th in the country averaging 44.6 yards per punt. The freshman has downed 17 of his 32 punts inside the 20. He has nine punts of 50-plus yards, with a career-high 61 yard punt Week 3 vs. Michigan State. Only six of Taylor's 32 punts have been returned (31 yards). Iowa is fifth nationally and No. 1 in the Big Ten in net punting (43.7).

Taylor is one of 10 semifinalists for the Ray Guy Award.

GOODSON LEADS GROUND GAME

RB Tyler Goodson leads the Hawkeyes and ranks third in the Big Ten with 656 rushing yards. Goodson has started the last 11 games at running back and has 10 rushing touchdowns during that stretch. He has 1,294 career rushing yards.

Goodson has three 100-yard rushing games this season. He rushed for 113 yards against Michigan State and a career-high 142 yards against Minnesota. He set a career high with 30 carries against Nebraska, rushing for 111 yards. Goodson leads Iowa in rushing attempts (132) and rushing yards (656). He has six rushing touchdowns (15, 3, 9, 7, 1, 10).

Goodson has two multi-touchdown games this season. He had two rushing touchdowns (3, 9) Week 3 vs. Michigan State, and two more Week 4 at Minnesota (7, 1).

Iowa is tied for first in the Big Ten with 17 rushing touchdowns: RB Mekhi Sargent (7), Goodson (6), QB Spencer Petras (2), WR Nico Ragaini (1), Ihmir Smith-Marsette (1). The Hawkeyes have scored 71 percent of their offensive touchdowns on the ground (17 rushing, 7 passing, 2 interception return, 1 punt return).

Goodson started the final four games of 2020 and became the first true freshman in program history to lead the team in single-season rushing yards (638). The last redshirt freshman to lead Iowa in single-season rushing yards was Ladell Betts in 1998 (679 yards). Goodson led the team with five rushing touchdowns (1, 10, 2, 55, 1), and had 24 receptions for 166 yards. His 158 combined touches led the team.

In Iowa's 23-19 win against No. 7 Minnesota in 2019, Goodson became the first true freshman to start at running back under Ferentz since 2012 (Greg Garmon).

BIG NIEMANN ON CAMPUS

Senior LB Nick Niemann leads the Hawkeyes and ranks second in the Big Ten with 69 tackles. He entered the season with 80 career tackles, including a season-high 43 as a sophomore in 2018. He recorded a career-best 17 tackles Week 5 at Penn State, the most by a Hawkeye since LB Anthony Hitchens made 19 stops against Iowa State in 2012. Niemann is the third Hawkeye this season to register 13 or more tackles in a single game (FS Jack Koerner 13 vs. Purdue; LB Seth Benson 13 vs. Northwestern).

BENSON STARTS AND FINISHES

Sophomore LB Seth Benson made his first five career starts Weeks 2-7. He was Iowa's leading tackler in weeks 2-3 and tied for the team lead in Week 4. He recorded a career-high 13 tackles in his first career start Week 2 against Northwestern. It was Benson's first appearance of the season after missing the opener with an injury. He had a team-high eight tackles Week 3 vs. Michigan State, and tied for the team lead with seven stops at Minnesota. His 43 tackles rank second on the team. Benson appeared in all 13 games as a redshirt freshman in 2019, and saw limited action in three games as a true freshman in 2018. He entered his first career start with 11 career tackles.



NATIONAL RANKINGS

AP Poll	Coaches Poll
Dec. 6	Dec. 6
1. Alabama	1. Alabama
2. Notre Dame	2. Notre Dame
3. Ohio State	3. Clemson
4. Clemson	4. Ohio State
5. Texas A&M	5. Texas A&M
6. Florida	6. Florida
7. Cincinnati	7. USC
8. Indiana	8. Miami
9. Miami	9. Indiana
10. Iowa State	10. Georgia
11. Coastal Carolina	11. Iowa State
12. Georgia	12. Oklahoma
13. Oklahoma	13. Coastal Carolina
14. BYU	14. Northwestern
15. Northwestern	15. USC
16. USC	16. BYU
17. Louisiana	17. Louisiana
18. Tulsa	18. IOWA
19. IOWA	19. Tulsa
20. North Carolina	20. North Carolina
21. Colorado	21. Liberty
22. Liberty	22. Colorado
23. Texas	23. Texas
24. Buffalo	24. N.C. State
25. Wisconsin	25. Wisconsin

HAWKEYES IN THE POLLS

Date	AP	CP	S16	CFP
Pre.	24	23	NR	----
Sept. 13	NR	NR	NR	----
Sept. 20	NR	RV	NR	----
Sept. 27	RV	RV	NR	----
Oct. 4	RV	RV	NR	----
Oct. 11	RV	RV	NR	----
Oct. 18	RV	RV	NR	----
Oct. 25	NR	RV	NR	----
Nov. 1	NR	NR	NR	----
Nov. 8	NR	NR	NR	----
Nov. 15	RV	NR	NR	----
Nov. 21	RV	RV	NR	24
Nov. 29	24	24	NR	19
Dec. 6	19	18	NR	

AP=Associated Press; CP=Coaches;
S16=Super 16; CFP=College Football Poll

IOWA IN OVERTIME

Iowa holds a 7-5 record in overtime games. Iowa won its first overtime contest, defeating Penn State 26-23 on Nov. 4, 2000, in State College, Pa. The Hawkeyes are 3-4 in single overtime, 3-0 in double overtime and 1-1 in triple overtime. Iowa is 2-2 in overtime in Kinnick Stadium and 5-3 in overtime road games. Following are Iowa's overtime games:

Date	Result	OT's	Opponent
11/4/00	W, 26-23	Double	at Penn State
9/28/02	W, 42-35	Single	at Penn State
10/22/05	L, 20-23	Single	vs. Michigan
9/09/06	W, 20-13	Triple	at Syracuse
10/27/07	W, 34-27	Double	vs. Michigan St.
11/14/09	L, 24-27	Single	at Ohio State
9/10/11	L, 41-44	Triple	at Iowa State
10/13/12	W, 19-16	Double	at Michigan St.
10/26/13	W, 17-10	Single	vs. Northwestern
11/28/14	L, 34-37	Single	vs. Nebraska
9/9/17	W, 44-41	Single	at Iowa State
10/21/17	L, 10-17	Single	at Northwestern

GOING THE OTHER WAY

The Hawkeyes rank third in the Big Ten with 10 interceptions (Indiana 17; Northwestern 12). Iowa has 63 interceptions since 2017, the most by any team in the country.

The Hawkeyes had at least one interception in 12 straight games before not collecting an interception Week 6 vs. Nebraska. They had 18 total interceptions during that stretch. Iowa intercepted two passes in the season opener, one in Week 2, three in Week 3, two in Week 4, and two in Week 5. The last time Iowa had a stretch of at least 12 games with an interception was 2008, when the Hawkeyes intercepted a pass in each of the 13 games.

FS Jack Koerner is tied for fifth in the Big Ten with three interceptions. LB Barrington Wade and DB Riley Moss each have two interceptions. DE Chauncey Golston, DB Matt Hankins and DL Daviyon Nixon each have one.

Moss returned his interception 54 yards Week 3 against Michigan State to extend the Hawkeyes' streak of consecutive seasons with a pick-six to 13. Iowa has had at least one interception returned for a touchdown in 18 of the last 20 seasons. Nixon returned his interception 71 yards for a pick six Week 5, the 14th longest interception return in program history.

REINVENTING THE STADIUM WAVE

In a tradition that started at the 2017 season opener, players, coaches, and fans inside Kinnick Stadium exchange waves at the end of the first quarter with patients and families inside the UI Stead Family Children's Hospital. The tradition continues in 2020, with limited fans inside Kinnick Stadium.

The UI Stead Family Children's Hospital opened in 2017. It is connected to the south end of the University of Iowa Hospitals and Clinics and overlooks Kinnick Stadium from the southeast grandstands. During Iowa football home games, patients and their families can watch the game from the top floor (Level 12), one of the highest vantage points in Iowa City. Due to the COVID pandemic, patients and their families must stay in their rooms and wave in 2020.

The University of Iowa football program received the prestigious 2017 Disney Sports Spirit Award after launching the heart-warming tradition that touched the lives of scores of young patients at the University's Stead Family Children's Hospital.

CAREER 300/100-YARD PERFORMANCES | 2020 HAWKEYES

RB TYLER GOODSON (4)

DATE	OPPONENT	ATT	YDS	TDs	LONG
11/29/19	at Nebraska	13	116	1	55
11/7/20	Michigan State	14	113	2	71
11/13/20	at Minnesota	20	142	2	45
11/27/20	Nebraska	30	111	0	13

RB MEKHI SARGENT (3)

DATE	OPPONENT	ATT	YDS	TDs	LONG
11/17/18	at Illinois	17	121	2	29
11/23/18	Nebraska	26	173	1	32
11/21/20	at Penn State	15	101	2	28

WR IHMIR SMITH-MARSETTE (2)

DATE	OPPONENT	REC	YDS	TDs	LONG
9/7/19	Rutgers	4	113	2	58
11/23/19	Illinois	4	121	0	40

WR BRANDON SMITH (1)

DATE	OPPONENT	REC	YDS	TDs	LONG
10/19/19	Purdue	9	106	2	30

WR TYRONE TRACY (1)

DATE	OPPONENT	REC	YDS	TDs	LONG
11/9/19	at Wisconsin	5	130	1	75



STATISTICAL COMPARISON

	IOWA	WISC
Scoring Average	32.3	26.8
Scoring Defense	17.3	12.3
Rushing Yards	177.3	199.8
Passing Yards	195.7	201.8
Total Offense	373.0	401.5
Rushing Defense	115.0	72.3
Passing Defense	211.4	157.0
Total Defense	326.4	229.3
Punt Return Average	11.1	2.3
KO Return Average	17.0	18.9
Turnover Margin	+8	-2

PRONUNCIATION GUIDE

Head Coach Kirk Ferentz	FAIR-ints
Asst. Coach Brian Ferentz	FAIR-ints
Asst. Coach Tim Polasek	PAWL-uh-seck
Lucas Amaya	Ah-MAY-ah
Yahya Black	WHY-yay
Aaron Blom	BLOMB
Djimon Colbert	JYE-mun
Dallas Craddieth	CRAD-ith
Deontae Craig	dee-AUHN-tae
Spencer Daufeldt	DAW-feld
Brenden Deasfernandes	dee-EZ-fur-nan-dez
Nick DeJong	dee-YOUNG
Tyler Endres	AUN-drez
Asher Fahey	FAY-hee
Ryan Gersonde	gir-SAUN-day
Jermari Harris	jir-MAR-ee
Ethan Hurkett	HERK-it
Alaric Jackson	AH-lair-ick
Dalles Jacobus	DALLAS juh-COE-bus
Yahweh Jeudy	YAW-way JUDY
Connor Kapisak	KAP-uh-sak
Jake Karchinski	kar-CHIN-ski
Jack Koerner	KERN-ir
Tommy Kujawa	KOO-yah-vuh
Luke Lachey	luh-SHAY
Keontae Luckett	key-AUN-tae
Henry Marchese	mar-CASE
Quavon Matthews	QWAY-vohn
Taajhir McCall	TAA-zjheer
Daraun McKinney	DAY-ron
Kaevon Merriweather	KAY-vohn
Josiah Miamen	me-AUH-mun
Nick Niemann	KNEE-mun
Daviyon Nixon	DAVE-ee-un
Alex Padilla	puh-DEE-ah
Turner Pallissard	PAL-is-ard
Spencer Petras	PEE-tris
Monte Pottebaum	POT-uh-bomb
Nico Ragaini	ruh-GAIN-ee
Mekhi Sargent	MUH-kye
Kyler Schott	SHOT
Austin Schulte	SHUL-tee
Bryce Schulte	SHUL-tee
Quinn Schulte	SHUL-tee
Josef Smith	JOSEPH
Ihmir Smith-Marsette	AH-meer Smith MAR-set
Austin Spiewak	SPEE-wack
Diante Vines	dee-AUHN-tae
Wyatt Wegener	WEG-uh-nur
Jamison Witte	WHIT-ee
Elijah Yelverton	YELL-vir-ton

IOWA PROGRAM NOTES

- Iowa had 47 wins from 2015-19, the most of any five-year period in school history.
- The Hawkeyes earned bowl eligibility in 18 of the last 19 seasons. Iowa is 9-8 in bowl games since 2001. Only Ohio State (10) has more bowl wins among Big Ten teams since 2001. The Hawkeyes are 17-15-1 in 33 bowl games. Iowa has won five January bowl games under Ferentz.
- Iowa is the only school to have two head football coaches since 1979. Hayden Fry took over prior to the 1979 season and coached through the 1998 season, posting a record of 143-89-6. Current coach Kirk Ferentz (164-106) replaced Fry and is in his 22nd season in 2020. Ferentz also served as Iowa's offensive line coach from 1981-89 under Fry.
- Iowa played in the Big Ten title game for the first time in program history on Dec. 5, 2015. Iowa earned Big Ten Conference championships in 2002 and 2004 and placed second in 2009. Iowa (8-0, 2002; 8-0, 2015) is one of three Big Ten teams to post a perfect mark in conference play since 1998 (BCS era), joining Michigan State (1) and Ohio State (5).
- Iowa has ranked in the top 10 in the final Associated Press and CNN/USA Today coaches polls five times since 2002, including a ranking of seventh in both polls at the conclusion of the 2009 season. Iowa ranked eighth in 2002, 2003 and 2004. The Hawkeyes finished 2015 ranked ninth in the AP poll and 10th in the USA Today Coaches Poll. In the Big Ten, only Ohio State has more top 10 finishes since 2002.
- Since 1936 when the first AP poll was released, Iowa has appeared in the poll 335 times, the fifth highest total in the Big Ten (Ohio State, Michigan, Wisconsin, and MSU). Iowa has been the top-ranked team in the country 11 times.
- Iowa set a school record with 12 wins in 2015. The Hawkeyes won 11 games in 2002 (11-2), and 2009 (11-2). In 2009, Iowa started 9-0 and won 10 regular season games for just the fourth time in school history.
- Iowa won 10 or more games in three consecutive years (2002-04) for the first time in school history.
- Kirk Ferentz has been named Big Ten Coach of the Year four times (2002, 2004, 2009, 2015) and was named National Coach of the Year in 2002 and 2015. Only Michigan's Bo Schembechler (6) has more conference coach of the year honors. Iowa's Hayden Fry and Penn State's Joe Paterno both won the award three times.
- Iowa has had 10 individual national award winners under head coach Kirk Ferentz. They include Brad Banks (2002 Davey O'Brien, Top Quarterback; 2002 Associated Press National Player of the Year); Dallas Clark (2002 Mackey, Top Tight End); Nate Kaeding (2002 Groza, Top Kicker); Robert Gallery (2003 Outland, Top Lineman); Shonn Greene (2008 Doak Walker, Top Running Back); Brandon Scherff (2014 Outland, Top Lineman), Desmond King (2015 Jim Thorpe), Josey Jewell (2017 Lott IMPACT), T.J. Hockenson (2018, Mackey, Top Tight End).
- Iowa's offensive line earned the Joe Moore Award in 2016, an honor bestowed upon the top offensive line unit in the country. The Hawkeyes were named to the Joe Moore Award midseason honor roll in 2020.
- Iowa's football record in the 2000 decade was 80-45 (.640), a record that ranks as the best decade in Iowa football history, based on total wins. Iowa posted a record of 77-40-4 (.652) during the 1980's and the Hawkeyes were 62-53-2 (.538) in the 1990's. Iowa was 81-49 (.623) from 2010-19.



HAWKEYES IN THE NFL

Iowa football players have a long tradition of being well prepared for professional football following their college playing careers. Since 2010, 42 Hawkeyes have been selected in the NFL Draft. Today, 36 Hawkeyes are on NFL rosters.



Former Hawkeye, Current NFL Team

C.J. Beathard, San Francisco 49ers
 Austin Blythe, Los Angeles Rams
 Ike Boettger, Buffalo Bills
 Bryan Bulaga, Los Angeles Chargers
 Adrian Clayborn, Cleveland Browns
 James Daniels, Chicago Bears
 Mike Daniels, Cincinnati Bengals
 Carl Davis, New England Patriots
 A.J. Epenesa, Buffalo Bills
 Noah Fant, Denver Broncos
 James Ferentz, New England Patriots
 Jake Gervase, Los Angeles Rams
 Parker Hesse, Tennessee Titans
 Anthony Hitchens, Kansas City Chiefs
 T.J. Hockenson, Detroit Lions
 Amani Hooker, Tennessee Titans
 Micah Hyde, Buffalo Bills
 Josh Jackson, Green Bay Packers
 Josey Jewell, Denver Broncos
 Jaleel Johnson, Minnesota Vikings
 Desmond King, Tennessee Titans
 Christian Kirksey, Green Bay Packers
 George Kittle, San Francisco 49ers
 Casey Kreiter, New York Giants
 Cedrick Lattimore, Seattle Seahawks
 Greg Mabin, Jacksonville Jaguars PS
 Anthony Nelson, Tampa Bay Buccaneers
 Matt Nelson, Detroit Lions
 Ben Niemann, Kansas City Chiefs
 Michael Ojemudia, Denver Broncos
 Riley Reiff, Minnesota Vikings
 Brandon Scherff, Washington
 Nate Stanley, Minnesota Vikings
 Geno Stone, Baltimore Ravens
 Kristian Welch, Baltimore Ravens
 Tristan Wirfs, Tampa Bay Buccaneers

CAPTAINS BY WEEK

PUR: Duncan, Golston, Linderbaum, Niemann, Sargent
NW: Duncan, Golston, Linderbaum, Niemann, Sargent
MSU: Duncan, Golston, Linderbaum, Niemann, Sargent
MINN: Duncan, Golston, Linderbaum, Niemann, Sargent
PSU: Duncan, Golston, Linderbaum, Hankins, Niemann, Sargent
NEB: Duncan, Golston, Linderbaum, Hankins, Niemann, Sargent
ILL: Duncan, Golston, Linderbaum, Hankins, Niemann, Sargent
WIS:

IOWA FOOTBALL AND THE NFL

- The Hawkeyes have had 188 former players in the NFL since 1999, Kirk Ferentz's first year as head coach (75 draft picks/113 free agents).
- At least one Iowa Hawkeye has been selected in every NFL Draft since 1978 (43 consecutive years).
- TE T.J. Hockenson (eighth overall, Detroit) and TE Noah Fant (20th overall, Denver) became the first tight ends from the same school to be drafted in the first round of a single NFL Draft (2019).
- TE George Kittle (San Francisco) was a first-team All-Pro in 2019. OL Marshal Yanda (Baltimore) was named second-team All-Pro.
- DB Desmond King (Los Angeles Chargers), LS Casey Kreiter (Denver), TE George Kittle (San Francisco), and OL Marshal Yanda (Baltimore) were named All-Pro in 2018.
- Over the past 19 years, 155-of-180 (88 percent) of Iowa's senior starters have been drafted in the NFL or signed NFL free agent contracts.
- Over the past 13 years, Iowa has had 49 NFL Draft picks, tied for third most in the Big Ten -- Ohio State (73), Michigan (55), Wisconsin (49).
- Iowa has had seven first round picks in the last 10 NFL drafts -- OL Bryan Bulaga, 2010; DE Adrian Clayborn, 2011; OL Riley Reiff, 2012; OL Brandon Scherff, 2015, TE T.J. Hockenson, TE Noah Fant, 2019; OL Tristan Wirfs, 2020.
- Iowa had six players drafted in the 2012 NFL Draft, which tied for the most in the Big Ten and tied for fourth in the country.
- Former Hawkeye Marshal Yanda (Baltimore OL) is an eight-time Pro-Bowler (2011-16, 2018, 2019) and was named NFL All-Pro in 2011, 2012, 2014, 2015, 2016, 2018, 2019. He retired following the 2019 season.
- In NFL 2011 regular season statistics, former Hawkeye linebackers Chad Greenway (Minnesota) and Pat Angerer (Indianapolis) finished third and fourth, respectively, in tackles. Greenway was named to the Pro Bowl in 2012 and 2013.
- Three former Hawkeyes were involved in the 2012 Super Bowl. DB Tyler Sash played for the Super Bowl champion New York Giants, while LB Jeff Tarpinian was on the injured reserve roster of the New England Patriots. Former Iowa center Brian Ferentz, now is his seventh year on staff and first as Iowa's offensive coordinator, was New England's tight ends coach.
- Former Iowa DB Sean Considine and OL Marshal Yanda won Super Bowl rings with the 2012 Baltimore Ravens in the 2013 Super Bowl.
- Former Iowa LB James Morris (injured reserve) earned a Super Bowl ring with the New England Patriots in 2015. Former TE Tony Moeaki played for the Seattle Seahawks in the same game.
- Former center James Ferentz was a member of the 2016 Super Bowl champion Denver Broncos.
- Former DT Jonathan Babineaux played for the Atlanta Falcons in Super Bowl LI. Former DE Adrian Clayborn and former DB Charles Godfrey were on the Atlanta injured reserve roster.
- Former OL Cole Croston was on the New England Patriots roster in Super Bowl LII. Former C James Ferentz and WR Riley McCarron were on the Patriots practice squad.
- Former DL Adrian Clayborn (active), OL James Ferentz, WR Riley McCarron (injured reserve), and OL Cole Croston (practice squad) earned Super Bowl rings as members of the New England Patriots in Super Bowl LIII.
- Former LB Anthony Hitchens and LB Ben Niemann played for the Super Bowl champion Kansas City Chiefs in 2020. Former QB C.J. Beathard, TE George Kittle, and OL Ross Reynolds were on the NFC Champion San Francisco 49ers.
- Entering the 2020 season, every Iowa senior starting tight end (15) under Kirk Ferentz has been drafted in the NFL or signed by an NFL team. The NFL has employed 17 Iowa tight ends since 1999 (11 drafted/6 free agents).
- All 11 members of Iowa's starting defensive unit in 2008 were either drafted or signed to NFL free agent contracts following the draft.



2020 IOWA STATISTICS

INDIVIDUAL	CATEGORY	STAT	BIG TEN	NCAA
Fumbles Recovered	Zach VanValkenburg	4	1	1
Punt Return TDs	Charlie Jones	1	1	3
Punt Return Avg.	Charlie Jones	11.7	1	9
Tackles For Loss Per Game	Daviyon Nixon	1.9	1	7
Field Goals Per Game	Keith Duncan	1.7	2	12
Fumbles Recovered	Terry Roberts	2	2	7
Rushing Yards	Tyler Goodson	656	2	37
Scoring	Keith Duncan	8.6	2	36
Total Points Scored	Keith Duncan	60	2	62
Punting Avg.	Tory Taylor	44.6	3	19
Rushing TDs	Mekhi Sargent	7	3	39
Rushing Yards Per Game	Tyler Goodson	93.7	3	29
Sacks Per Game	Daviyon Nixon	0.8	3	33
Passing Yards	Spencer Petras	1,358	4	63
Rushing TDs	Tyler Goodson	6	4	61
Total Tackles Per Game	Nick Niemann	9.9	4	28
Total Touchdowns	Mekhi Sargent	7	4	71
Field Goal Percentage	Keith Duncan	0.750	5	45
Interceptions Per Game	Jack Koerner	0.4	5	20
Total Interceptions	Jack Koerner	3	5	19
All Purpose Yards Per Game	Tyler Goodson	111.4	6	63
Combined Kick Return Yards	Charlie Jones	223	6	70
Points Responsible For	Spencer Petras	62	6	121
Completions Per Game	Spencer Petras	18.0	7	51
Points Responsible For	Keith Duncan	60	7	130
Total Interceptions	Riley Moss	2	7	50
Total Interceptions	Barrington Wade	2	7	50
Total Points Scored	Mekhi Sargent	42	7	133
Total Touchdowns	Tyler Goodson	6	7	100
Passing Yards Per Game	Spencer Petras	194.0	8	69
Passing Yards per Completion	Spencer Petras	10.8	8	85
Rushing Yards	Mekhi Sargent	381	8	133
Sacks Per Game	Chauncey Golston	0.6	8	74
Combined Kick Return Yards	Ihmir Smith-Marsette	147	9	117
Completion Percentage	Spencer Petras	0.573	9	91
Passing TDs	Spencer Petras	7	9	84
Points Responsible For Per Game	Spencer Petras	8.9	9	111
Points Responsible For Per Game	Keith Duncan	8.6	10	116
Rush Yards Per Carry	Tyler Goodson	5.0	10	79
Scoring	Mekhi Sargent	6.0	10	137
Total Offense Per Game	Spencer Petras	195.0	10	84
Yards per Pass Attempt	Spencer Petras	6.2	10	99
Passing Efficiency	Spencer Petras	115.1	11	101
Sacks Per Game	Zach VanValkenburg	0.5	12	109
Interceptions Per Game	Riley Moss	0.3	14	79
Interceptions Per Game	Barrington Wade	0.3	14	79

TEAM	STAT	BIG TEN	NCAA
Fewest Penalty Yards Per Game	38.1	1	11
Net Punting Avg.	43.7	1	5
4th Down Conversion Pct	0.750	2	13
Defensive TDs	2	2	15
First Downs Gained	146	2	69
Kickoff Return Defense	15.4	2	7
Sacks Allowed Per Game	1.3	2	22
Scoring Offense	32.3	2	38
Team Sacks Per Game	2.9	2	30
Team Tackles for Loss	6.6	2	46
Turnovers Gained	16	2	21
Fewest Penalties Per Game	4.6	3	15
Fumbles Recovered	6	3	30
Passes Intercepted	10	3	16
Red Zone Offense	0.912	3	22
Rushing Defense	115.0	3	18
Scoring Defense	17.3	3	14
Team Passing Efficiency Defense	115.2	3	14
Total Defense	326.4	3	15
Turnover Margin Avg.	1.1	3	9
Fumbles Lost	3	4	25
Passing Yards Allowed	211.4	4	36
Punt Returns	11.2	4	26
Tackles for Loss Allowed Per Game	5.0	4	32
Fewest Penalty Yards	267	5	33
Rushing Offense	177.3	5	53
Fewest Penalties	32	6	32
Punt Return Defense	5.2	6	41
Red Zone Defense	0.789	6	36
Turnovers Lost	8	6	33
Time of Possession	29:44	7	70
3rd Down Conversion Pct Defense	0.431	8	85
4th Down Conversion Pct Defense	0.583	8	74
First Downs Allowed	130	8	47
Passes Had Intercepted	5	8	52
Passing Yards per Completion	10.8	9	94
Total Offense	373.0	9	84
Kickoff Return Avg.	17.0	10	110

FIND THE NFL-ER

The Hawkeyes have had NFL talent on their offensive line in each of Kirk Ferentz's 21 completed seasons. Eighteen Iowa offensive linemen have been selected in the NFL Draft, including five in the first round. Former Hawkeye linemen under Ferentz have combined for 11 Pro Bowl appearances. Below is a list of players, by year, that played on the Hawkeyes' offensive line prior to joining the NFL.

Year	Player	NFL Service	2009	Bryan Bulaga	2010-pr.
1999	Bruce Nelson	2003-05	2009	Kyle Calloway	2010
1999	Eric Steinbach	2003-11	2009	Adam Gettis	2012-19
2000	Sam Aiello	2004	2009	Riley Reiff	2012-pr.
2000	Robert Gallery	2004-11	2009	J. Vandervelde	2011-16
2000	Bruce Nelson	2003-05	2010	James Ferentz	2014-pr.
2000	David Porter	2003-04	2010	Adam Gettis	2012-19
2000	Eric Steinbach	2003-11	2010	Riley Reiff	2012-pr.
2001	Robert Gallery	2004-11	2010	J. Vandervelde	2011-16
2001	Bruce Nelson	2003-05	2010	Markus Zusevics	2012-13
2001	David Porter	2003-04	2011	James Ferentz	2014-pr.
2001	Eric Steinbach	2003-11	2011	Adam Gettis	2012-19
2002	Robert Gallery	2004-11	2011	Riley Reiff	2012-pr.
2002	Bruce Nelson	2003-05	2011	Brandon Scherff	2015-pr.
2002	David Porter	2003-04	2011	Matt Tobin	2013-18
2002	Eric Steinbach	2003-11	2011	Markus Zusevics	2012-13
2003	Sam Aiello	2004	2012	Connor Boffeli	2014-15
2003	Brian Ferentz	2007	2012	James Ferentz	2014-pr.
2003	Robert Gallery	2004-11	2012	Austin Blythe	2016-pr.
2003	Mike Jones	2007-08	2012	Andrew Donnal	2015-20
2003	Pete McMahon	2005-06	2012	Brandon Scherff	2015-pr.
2003	Eric Rothwell	2004	2012	Matt Tobin	2013-18
2004	Mike Elgin	2007-08	2013	Austin Blythe	2016-pr.
2004	Brian Ferentz	2007	2013	Connor Boffeli	2014-15
2004	Mike Jones	2007-08	2013	Brandon Scherff	2015-pr.
2004	Pete McMahon	2005-06	2014	Austin Blythe	2016-pr.
2005	Mike Elgin	2007-08	2014	Andrew Donnal	2015-20
2005	Brian Ferentz	2007	2014	Brandon Scherff	2015-pr.
2005	Mike Jones	2007-08	2015	Austin Blythe	2016-pr.
2005	Seth Olsen	2009-12	2015	Cole Croston	2017-19
2005	Marshal Yanda	2007-19	2015	James Daniels	2018-pr.
2006	Mike Elgin	2007-08	2016	Cole Croston	2017-19
2006	Mike Jones	2007-08	2016	James Daniels	2018-pr.
2006	Seth Olsen	2009-12	2017	James Daniels	2018-pr.
2006	Marshal Yanda	2007-19	2017	Ike Boettger	2018-pr.
2007	Bryan Bulaga	2010-pr.	2017	Tristan Wirfs	2020-pr.
2007	Kyle Calloway	2010	2018	Keegan Render	2019
2007	Seth Olsen	2009-12	2018	Ross Reynolds	2019
2007	J. Vandervelde	2011-16	2018	Tristan Wifs	2020-pr.
2008	Rob Bruggeman	2009-11	2019	Tristan Wifs	2020-pr.
2008	Bryan Bulaga	2010-pr.			
2008	Kyle Calloway	2010			
2008	Seth Olsen	2009-12			
2008	J. Vandervelde	2011-16			





IOWA FOOTBALL

33 Bowl Games 11 Big Ten Championships 28 Consensus All-America Honors 14 CFB Hall of Fame Inductees

Date	Opponent	Score	Conference		
			Record	Time	Attend
Oct. 24	*at Purdue	L, 20-24	0-1	3:21	900
Oct. 31	* Northwestern	L, 20-21	0-2	3:16	1,432
Nov. 7	* Michigan State	W, 49-7	1-2	3:20	1,441
Nov. 13	* at Minnesota	W, 35-7	2-2	3:14	771
Nov. 21	* at Penn State	W, 41-21	3-2	3:26	1,500
Nov. 27	* Nebraska	W, 26-20	4-2	3:16	1,469
Dec. 5	* at Illinois	W, 35-21	5-2	3:19	875
Dec. 12	* Wisconsin				

* -- Big Ten Conference game

ALL PURPOSE YARDS

All Purpose	g	rush	rcv	pr	kr	ir	total	avg/g
Goodson, Tyler	7	656	124	0	0	0	780	111.4
Smith-Marsette	6	56	205	0	147	0	408	68.0
Sargent, Mekhi	7	381	6	0	0	0	387	55.3
Jones, Charlie	7	38	0	223	0	0	261	37.3
LaPorta, Sam	7	0	260	0	0	0	260	37.1
Smith, Brandon	7	0	201	0	0	0	201	28.7
Ragaini, Nico	7	1	189	0	0	0	190	27.1
Tracy, Tyrone	7	22	154	0	0	0	176	25.1
Beyer, Shaun	7	0	158	0	0	0	158	22.6
Kelly-Martin, I.	7	54	22	0	40	0	116	16.6
Moss, Riley	7	0	0	0	0	111	111	15.9
Nixon, Daviyon	7	0	0	0	0	71	71	10.1
Pottebaum, Mont	7	0	39	0	0	0	39	5.6
Williams, Gavin	1	28	0	0	0	0	28	28.0
Wade, B.	7	0	0	0	0	28	28	4.0
Koerner, Jack	7	0	0	0	0	24	24	3.4
Kritta, Alec	1	0	12	0	0	0	12	12.0
Padilla, Alex	2	7	0	0	0	0	7	3.5
Petras, Spencer	7	7	0	0	0	0	7	1.0
Golston, C.	7	0	0	0	0	-1	-1	-0.1
Team	4	-9	0	0	0	0	-9	-2.2
Total	0	1241	1370	223	187	233	3254	0.0
Opponents	0	805	1480	31	215	27	2558	0.0



Iowa Hawkeye Football
IOWA Overall Team Statistics (as of Dec 05, 2020)
All games

Team Statistics	IOWA	OPP
SCORING	226	121
Points Per Game	32.3	17.3
Points Off Turnovers	66	23
FIRST DOWNS	146	130
Rushing	64	54
Passing	74	71
Penalty	8	5
RUSHING YARDAGE	1241	805
Yards gained rushing	1363	1037
Yards lost rushing	122	232
Rushing Attempts	264	270
Average Per Rush	4.7	3.0
Average Per Game	177.3	115.0
TDs Rushing	17	7
PASSING YARDAGE	1370	1480
Comp-Att-Int	127-223-5	139-237-10
Average Per Pass	6.1	6.2
Average Per Catch	10.8	10.6
Average Per Game	195.7	211.4
TDs Passing	7	9
TOTAL OFFENSE	2611	2285
Total Plays	487	507
Average Per Play	5.4	4.5
Average Per Game	373.0	326.4
KICK RETURNS: #-Yards	11-187	14-215
PUNT RETURNS: #-Yards	20-223	6-31
INT RETURNS: #-Yards	10-233	5-27
KICK RETURN AVERAGE	17.0	15.4
PUNT RETURN AVERAGE	11.1	5.2
INT RETURN AVERAGE	23.3	5.4
FUMBLES-LOST	9-3	11-6
PENALTIES-Yards	32-267	34-291
Average Per Game	38.1	41.6
PUNTS-Yards	32-1428	44-1793
Average Per Punt	44.6	40.8
Net punt average	43.7	35.7
KICKOFFS-Yards	45-2730	26-1478
Average Per Kick	60.7	56.8
Net kick average	41.4	38.1
TIME OF POSSESSION/Game	29:50	30:10
3RD-DOWN Conversions	33/93	50/116
3rd-Down Pct	35%	43%
4TH-DOWN Conversions	6/8	7/12
4th-Down Pct	75%	58%
SACKS BY-Yards	20-134	9-58
MISC YARDS	0	0
TOUCHDOWNS SCORED	27	16
FIELD GOALS-ATTEMPTS	12-17	3-5
ON-SIDE KICKS	0-0	0-0
RED-ZONE SCORES	(31-34) 91%	(15-19) 79%
RED-ZONE TOUCHDOWNS	(23-34) 68%	(12-19) 63%
PAT-ATTEMPTS	(24-25) 96%	(14-15) 93%
ATTENDANCE	8684	8092
Games/Avg Per Game	6/1447	8/1012
Neutral Site Games		0/0

Score by Quarters	1st	2nd	3rd	4th	OT	Total
IOWA	51	85	29	61	0	226
Opponents	21	41	35	24	0	121

Iowa Hawkeye Football
IOWA Overall Individual Statistics (as of Dec 05, 2020)
All games

Rushing	gp	att	gain	loss	net	avg	td	lg	avg/g
Goodson,Tyler	7	132	700	44	656	5.0	6	71	93.7
Sargent,Mekhi	7	63	384	3	381	6.0	7	36	54.4
Smith-Marsette	6	6	62	6	56	9.3	1	31	9.3
Kelly-Martin,I.	7	13	56	2	54	4.2	0	14	7.7
Jones,Charlie	7	2	38	0	38	19.0	0	27	5.4
Williams,Gavin	1	8	28	0	28	3.5	0	7	28.0
Tracy,Tyrone	7	2	22	0	22	11.0	0	21	3.1
Petras,Spencer	7	29	65	58	7	0.2	2	10	1.0
Padilla,Alex	2	2	7	0	7	3.5	0	6	3.5
Ragaini,Nico	7	1	1	0	1	1.0	1	1	0.1
Pottebaum,Monte	7	1	0	0	0	0.0	0	0	0.0
Team	4	5	0	9	-9	-1.8	0	0	-2.2
Total	0	264	1363	122	1241	4.7	17	71	0.0
Opponents	0	270	1037	232	805	3.0	7	33	0.0

Passing	gp	effic	comp-att-int	pct	yds	td	lg	avg/g
Petras,Spencer	7	115.08	126-220-5	57.3	1358	7	40	194.0
Padilla,Alex	2	100.40	1-2-0	50.0	12	0	12	6.0
Team	4	0.00	0-1-0	0.0	0	0	0	0.0
Total	0	114.43	127-223-5	57.0	1370	7	40	0.0
Opponents	0	115.20	139-237-10	58.6	1480	9	68	0.0

Receiving	gp	no.	yds	avg	td	lg	avg/g
LaPorta,Sam	7	26	260	10.0	1	24	37.1
Smith,Brandon	7	20	201	10.1	2	19	28.7
Smith-Marsette	6	18	205	11.4	2	20	34.2
Ragaini,Nico	7	17	189	11.1	0	28	27.0
Tracy,Tyrone	7	14	154	11.0	1	24	22.0
Goodson,Tyler	7	13	124	9.5	0	40	17.7
Beyer,Shaun	7	11	158	14.4	1	28	22.6
Pottebaum,Monte	7	3	39	13.0	0	20	5.6
Kelly-Martin,I.	7	3	22	7.3	0	17	3.1
Kritta,Alec	1	1	12	12.0	0	12	12.0
Sargent,Mekhi	7	1	6	6.0	0	6	0.9
Total	0	127	1370	10.8	7	40	0.0
Opponents	0	139	1480	10.6	9	68	0.0

Punt Returns	no.	yds	avg	td	lg
Jones,Charlie	19	223	11.7	1	54
Ragaini,Nico	1	0	0.0	0	0
Total	20	223	11.1	1	54
Opponents	6	31	5.2	0	17

Interceptions	no.	yds	avg	td	lg
Koerner,Jack	3	24	8.0	0	19
Moss,Riley	2	111	55.5	1	57
Wade,B.	2	28	14.0	0	16
Golston,C.	1	-1	-1.0	0	0
Hankins,Matt	1	0	0.0	0	0
Nixon,Daviyon	1	71	71.0	1	71
Total	10	233	23.3	2	71
Opponents	5	27	5.4	0	18

Kick Returns	no.	yds	avg	td	lg
Smith-Marsette	7	147	21.0	0	33
Kelly-Martin,I.	2	40	20.0	0	23
LaPorta,Sam	2	0	0.0	0	0
Total	11	187	17.0	0	33
Opponents	14	215	15.4	0	24

Fumble Returns	no.	yds	avg	td	lg
Total	0	0	0.0	0	0
Opponents	1	2	2.0	0	2

Iowa Hawkeye Football
IOWA Overall Individual Statistics (as of Dec 05, 2020)
All games

Scoring	td	fg	PAT				dpx	saf	pts
			kick	rush	rcv	pass			
Duncan,Keith	-	12-16	24-24	-	-	-	-	60	
Sargent,Mekhi	7	-	-	-	-	-	-	42	
Goodson,Tyler	6	-	-	1-1	1	-	-	40	
Smith-Marsette	3	-	-	-	-	-	-	18	
Petras,Spencer	2	-	-	-	-	1-1	-	12	
Smith,Brandon	2	-	-	-	-	-	-	12	
Beyer,Shaun	1	-	-	-	-	-	-	6	
Moss,Riley	1	-	-	-	-	-	-	6	
Nixon,Daviyon	1	-	-	-	-	-	-	6	
LaPorta,Sam	1	-	-	-	-	-	-	6	
Tracy,Tyrone	1	-	-	-	-	-	-	6	
Ragaini,Nico	1	-	-	-	-	-	-	6	
Jones,Charlie	1	-	-	-	-	-	-	6	
Shudak,Caleb	-	0-1	-	-	-	-	-	0	
Team	-	-	0-1	-	-	-	-	0	
Total	27	12-17	24-25	1-1	1	1-1	-	226	
Opponents	16	3-5	14-15	-	1	1-1	-	121	

Total Offense	g	plays	rush	pass	total	avg/g
Petras,Spencer	7	249	7	1358	1365	195.0
Goodson,Tyler	7	132	656	0	656	93.7
Sargent,Mekhi	7	63	381	0	381	54.4
Smith-Marsette	6	6	56	0	56	9.3
Kelly-Martin,I.	7	13	54	0	54	7.7
Jones,Charlie	7	2	38	0	38	5.4
Williams,Gavin	1	8	28	0	28	28.0
Tracy,Tyrone	7	2	22	0	22	3.1
Padilla,Alex	2	4	7	12	19	9.5
Ragaini,Nico	7	1	1	0	1	0.1
Team	4	6	-9	0	-9	-2.2
Total	0	487	1241	1370	2611	0.0
Opponents	0	507	805	1480	2285	0.0

Field Goals	fg	pct.	01-19	20-29	30-39	40-49	50-99	lg	blk
Duncan,Keith	12-16	75.0	0-0	4-4	4-5	4-4	0-3	48	0
Shudak,Caleb	0-1	0.0	0-0	0-0	0-0	0-0	0-1	0	0

Punting	no.	yds	avg	lg	tb	fc	i20	50+	blk
Taylor,Tory	32	1428	44.6	61	0	13	17	9	0
Total	32	1428	44.6	61	0	13	17	9	0
Opponents	44	1793	40.8	58	0	8	12	4	0

FG Sequence	IOWA	Opponents
Purdue	(27),(33)	(29)
Northwestern	(22),(47),52	-
Michigan State	37	48
Minnesota	50	39
Penn State	(40),50,(24)	-
Nebraska	(32),(33),(48),(37),51	(31),(39)
Illinois	(40),(27)	-

Kickoffs	no.	yds	avg	tb	ob	retn	net	ydln
Shudak,Caleb	45	2730	60.7	26	0			
Total	45	2730	60.7	26	0	15.4	41.4	23
Opponents	26	1478	56.8	12	0	17.0	38.1	26

Numbers in (parentheses) indicate field goal was made.

Iowa Hawkeye Football
IOWA Overall Defensive Statistics (as of Dec 05, 2020)
All games

#	Defensive Leaders	gp	Tackles				tfl/yds	Sacks no-yds	Pass defense			Fumbles		blkd	
			ua	a	tot				int-yds	brup	qbh	rcv-yds	ff	kick	saf
49	Niemann,Nick	7	34	35	69	2.0-3
44	Benson,Seth	6	24	19	43	1.5-10	1.0-10	.	.	3
54	Nixon,Daviyon	7	21	20	41	13.0-56	5.5-31	1-71	1	1	.	1	.	.	.
28	Koerner,Jack	7	23	16	39	2.0-4	.	3-24	2	1	.	.	.	1	.
33	Moss,Riley	7	28	10	38	0.5-2	.	2-111	3
57	Golston,C.	7	20	16	36	7.5-49	4.5-38	1--1	1	2	.	1	.	.	.
8	Hankins,Matt	7	24	10	34	.	.	1-0	4
4	Belton,Dane	7	15	12	27	1.0-6	1.0-6	.	5	.	.	1	.	.	.
97	VanValkenburg,Z	7	13	14	27	8.5-35	3.5-19	.	.	2	4-0	1	.	.	.
31	Campbell,Jack	4	18	7	25	3.5-15	1.0-8	1	.	.	.
26	Merriweather,K.	7	12	9	21	.	.	.	1
96	Heflin,Jack	7	11	8	19	2.5-8	1.0-5	.	.	1
99	Shannon,Noah	7	6	5	11	0.5-5	0.5-5	.	1
35	Wade,B.	7	7	2	9	1.0-9	1.0-9	2-28
22	Roberts,Terry	7	6	3	9	2-0
13	Evans,Joe	7	3	4	7	2.0-8	1.0-3	.	.	3
21	Kelly-Martin,I.	7	3	2	5
7A	Bracy,Reggie	6	3	1	4	.	.	.	1
20	Brents,Julius	7	1	3	4	.	.	.	1
36	Timm,Mike	7	3	1	4
5	Jacobs,Jestin	5	2	2	4
47	Anderson,Nick	7	2	1	3
30	Schulte,Quinn	3	3	.	3
94	Black,Yahya	4	1	2	3	0.5-1
65	Linderbaum,T.	7	3	.	3
92	Waggoner,John	3	.	2	2
34	Higgins,Jay	5	2	.	2
85	Lee,Logan	2	1	.	1
23	Byrd,Shadrick	1	.	1	1
18	Spiewak,Austin	7	1	.	1
66	Jacobus,Dalles	6	.	1	1
84	LaPorta,Sam	7	1	.	1
46	Klemp,Logan	3	1	.	1
37	Fisher,Kyler	6	1	.	1
38	Pottebaum,Monte	7	1	.	1
10	Sargent,Mekhi	7	1	.	1
Total		0	295	206	501	46-211	20-134	10-233	20	13	6-0	5	1	.	.
Opponents		0	295	166	461	35-116	9-58	5-27	19	5	3-2	6	.	.	.

Iowa Hawkeye Football
IOWA Red-Zone Results (as of Dec 05, 2020)
All games

IOWA Inside Opponent Red-Zone

Date	Opponent	Score	Times In RZ	Times Scored	Total Pts	Rush TDs	Pass TDs	FGs Made	Failed to score inside RZ						
									FGA	Down	Int	Fumb	Half	Game	
Oct 24, 2020	at Purdue	L 20-24	5	4	20	2	2	0	2	0	0	0	1	0	0
Oct 31, 2020	NORTHWESTERN	L 20-21	3	3	17	2	1	1	1	0	0	0	0	0	0
Nov 07, 2020	MICHIGAN STATE	W 49-7	7	5	35	5	4	1	0	1	0	0	0	1	0
Nov 13, 2020	at Minnesota	W 35-7	5	5	35	5	4	1	0	0	0	0	0	0	0
Nov 21, 2020	at Penn State	W 41-21	5	5	31	4	4	0	1	0	0	0	0	0	0
Nov 27, 2020	NEBRASKA	W 26-20	5	5	23	2	1	1	3	0	0	0	0	0	0
Dec 05, 2020	at Illinois	W 35-21	4	4	25	3	1	2	1	0	0	0	0	0	0
Totals			34	31	186	23	17	6	8	1	0	0	1	1	0
31 of 34 (91.2%)															

Opponents Inside IOWA Red-Zone

Date	Opponent	Score	Times In RZ	Times Scored	Total Pts	Rush TDs	Pass TDs	FGs Made	Failed to score inside RZ						
									FGA	Down	Int	Fumb	Half	Game	
Oct 24, 2020	at Purdue	L 20-24	5	4	24	3	0	3	1	0	0	1	0	0	0
Oct 31, 2020	NORTHWESTERN	L 20-21	3	3	21	3	3	0	0	0	0	0	0	0	0
Nov 07, 2020	MICHIGAN STATE	W 49-7	1	1	7	1	1	0	0	0	0	0	0	0	0
Nov 13, 2020	at Minnesota	W 35-7	3	1	7	1	0	1	0	1	0	1	0	0	0
Nov 21, 2020	at Penn State	W 41-21	1	1	7	1	1	0	0	0	0	0	0	0	0
Nov 27, 2020	NEBRASKA	W 26-20	4	4	20	2	2	0	2	0	0	0	0	0	0
Dec 05, 2020	at Illinois	W 35-21	2	1	7	1	0	1	0	0	1	0	0	0	0
Totals			19	15	93	12	7	5	3	1	1	2	0	0	0
15 of 19 (78.9%)															

Iowa Hawkeye Football

IOWA Combined Team Statistics (as of Dec 05, 2020)

All games

Date	Opponent	Score	Att.	Record:	Overall	Home	Away	Neutral
* Oct 24, 2020	at Purdue	L 20-24	900	All games	5-2	2-1	3-1	0-0
* Oct 31, 2020	NORTHWESTERN	L 20-21	1432	Conference	5-2	2-1	3-1	0-0
* Nov 07, 2020	MICHIGAN STATE	W 49-7	1441	Non-Conference	0-0	0-0	0-0	0-0
* Nov 13, 2020	at Minnesota	W 35-7	771					
* Nov 21, 2020	at Penn State	W 41-21	1500	Team Statistics				
* Nov 27, 2020	NEBRASKA	W 26-20	1469	FIRST DOWNS		IOWA	OPP	
* Dec 05, 2020	at Illinois	W 35-21	875	Rushing		146	130	

Rushing	gp	att	gain	loss	net	avg	td	lg	avg/g
Goodson, Tyler	7	132	700	44	656	5.0	6	71	93.7
Sargent, Mekhi	7	63	384	3	381	6.0	7	36	54.4
Smith-Marsette	6	6	62	6	56	9.3	1	31	9.3
Kelly-Martin, I.	7	13	56	2	54	4.2	0	14	7.7
Jones, Charlie	7	2	38	0	38	19.0	0	27	5.4
Williams, Gavin	1	8	28	0	28	3.5	0	7	28.0
Tracy, Tyrone	7	2	22	0	22	11.0	0	21	3.1
Petras, Spencer	7	29	65	58	7	0.2	2	10	1.0
Padilla, Alex	2	2	7	0	7	3.5	0	6	3.5
Ragaini, Nico	7	1	1	0	1	1.0	1	1	0.1
Total	7	264	1363	122	1241	4.7	17	71	177.3
Opponents	7	270	1037	232	805	3.0	7	33	115.0

Passing	gp	effic	comp-att-int	pct	yds	td	lg	avg/g
Petras, Spencer	7	115.08	126-220-5	57.3	1358	7	40	194.0
Padilla, Alex	2	100.40	1-2-0	50.0	12	0	12	6.0
Team	4	0.00	0-1-0	0.0	0	0	0	0.0
Total	7	114.43	127-223-5	57.0	1370	7	40	195.7
Opponents	7	115.20	139-237-10	58.6	1480	9	68	211.4

Receiving	gp	no.	yds	avg	td	lg	avg/g
LaPorta, Sam	7	26	260	10.0	1	24	37.1
Smith, Brandon	7	20	201	10.1	2	19	28.7
Smith-Marsette	6	18	205	11.4	2	20	34.2
Ragaini, Nico	7	17	189	11.1	0	28	27.0
Tracy, Tyrone	7	14	154	11.0	1	24	22.0
Goodson, Tyler	7	13	124	9.5	0	40	17.7
Beyer, Shaun	7	11	158	14.4	1	28	22.6
Pottebaum, Monte	7	3	39	13.0	0	20	5.6
Kelly-Martin, I.	7	3	22	7.3	0	17	3.1
Kritta, Alec	1	1	12	12.0	0	12	12.0
Sargent, Mekhi	7	1	6	6.0	0	6	0.9
Total	7	127	1370	10.8	7	40	195.7
Opponents	7	139	1480	10.6	9	68	211.4

Field Goals	fg	pct.	01-19	20-29	30-39	40-49	50-99	lg	blk
Duncan, Keith	12-16	75.0	0-0	4-4	4-5	4-4	0-3	48	0
Shudak, Caleb	0-1	0.0	0-0	0-0	0-0	0-0	0-1	0	0

Scoring	td	fg	PAT				dxp	saf	pts
			kick	rush	rcv	pass			
Duncan, Keith	-	12-16	24-24	-	-	-	-	-	60
Sargent, Mekhi	7	-	-	-	-	-	-	-	42
Goodson, Tyler	6	-	-	1-1	1	-	-	-	40
Smith-Marsette	3	-	-	-	-	-	-	-	18
Petras, Spencer	2	-	-	-	-	1-1	-	-	12
Smith, Brandon	2	-	-	-	-	-	-	-	12
Moss, Riley	1	-	-	-	-	-	-	-	6
Nixon, Daviyon	1	-	-	-	-	-	-	-	6
Jones, Charlie	1	-	-	-	-	-	-	-	6
Beyer, Shaun	1	-	-	-	-	-	-	-	6
Tracy, Tyrone	1	-	-	-	-	-	-	-	6
Ragaini, Nico	1	-	-	-	-	-	-	-	6
LaPorta, Sam	1	-	-	-	-	-	-	-	6
Total	27	12-17	24-25	1-1	1	1-1	-	-	226
Opponents	16	3-5	14-15	-	1	1-1	-	-	121

Score by Quarters	1st	2nd	3rd	4th	OT	Total
IOWA	51	85	29	61	0	226
Opponents	21	41	35	24	0	121

Record:	Overall	Home	Away	Neutral
All games	5-2	2-1	3-1	0-0
Conference	5-2	2-1	3-1	0-0
Non-Conference	0-0	0-0	0-0	0-0

Team Statistics	IOWA	OPP
FIRST DOWNS	146	130
Rushing	64	54
Passing	74	71
Penalty	8	5
RUSHING YARDAGE	1241	805
Rushing Attempts	264	270
Average Per Rush	4.7	3.0
Average Per Game	177.3	115.0
TDs Rushing	17	7
PASSING YARDAGE	1370	1480
Comp-Att-Int	127-223-5	139-237-10
Average Per Pass	6.1	6.2
Average Per Catch	10.8	10.6
Average Per Game	195.7	211.4
TDs Passing	7	9
TOTAL OFFENSE	2611	2285
Average Per Play	5.4	4.5
Average Per Game	373.0	326.4
KICK RETURNS: #-Yards	11-187	14-215
PUNT RETURNS: #-Yards	20-223	6-31
INT RETURNS: #-Yards	10-233	5-27
FUMBLES-LOST	9-3	11-6
PENALTIES-Yards	32-267	34-291
PUNTS-AVG	32-44.6	44-40.8
TIME OF POSSESSION/Game	29:50	30:10
3RD-DOWN Conversions	33/93	50/116
4TH-DOWN Conversions	6/8	7/12

Interceptions	no.	yds	avg	td	lg
Koerner, Jack	3	24	8.0	0	19
Wade, B.	2	28	14.0	0	16
Moss, Riley	2	111	55.5	1	57
Hankins, Matt	1	0	0.0	0	0
Golston, C.	1	-1	-1.0	0	0
Nixon, Daviyon	1	71	71.0	1	71

Punting	no.	yds	avg	lg	tb	fc	i20	50+	blk
Taylor, Tory	32	1428	44.6	61	0	13	17	9	0

Punt Returns	no.	yds	avg	td	lg
Jones, Charlie	19	223	11.7	1	54
Ragaini, Nico	1	0	0.0	0	0
Total	20	223	11.1	1	54
Opponents	6	31	5.2	0	17

Kick Returns	no.	yds	avg	td	lg
Smith-Marsette	7	147	21.0	0	33
Kelly-Martin, I.	2	40	20.0	0	23
LaPorta, Sam	2	0	0.0	0	0
Total	11	187	17.0	0	33
Opponents	14	215	15.4	0	24

All Purpose	g	rush	rcv	pr	kr	ir	total	avg/g
Goodson, Tyler	7	656	124	0	0	0	780	111.4
Smith-Marsette	6	56	205	0	147	0	408	68.0
Sargent, Mekhi	7	381	6	0	0	0	387	55.3
Jones, Charlie	7	38	0	223	0	0	261	37.3
LaPorta, Sam	7	0	260	0	0	0	260	37.1
Total	7	1241	1370	223	187	233	3254	464.9
Opponents	7	805	1480	31	215	27	2558	365.4

Total Offense	g	plays	rush	pass	total	avg/g
Petras, Spencer	7	249	7	1358	1365	195.0
Goodson, Tyler	7	132	656	0	656	93.7
Sargent, Mekhi	7	63	381	0	381	54.4
Smith-Marsette	6	6	56	0	56	9.3
Kelly-Martin, I.	7	13	54	0	54	7.7
Total	7	487	1241	1370	2611	373.0
Opponents	7	507	805	1480	2285	326.4

#	Defensive Leaders	gp	Tackles				tfl/yds	Sacks no-yds	Pass defense		Fumbles		blkd kick	saf
			ua	a	tot				int-yds	brup	qbh	rcv-yds		
49	Niemann, Nick	7	34	35	69	2.0-3								
44	Benson, Seth	6	24	19	43	1.5-10	1.0-10							



IOWA FOOTBALL

33 Bowl Games 11 Big Ten Championships 28 Consensus All-America Honors 14 CFB Hall of Fame Inductees

Game	Score	First Downs	Rushing Att-Net	Pass. Yards	Passing Com.-Att.-Int	Total Offense	Punts-Avg.	Fum.-Lost	Pen. Yds.
Iowa	20	19	36-195	265	22-39-0	460	6-44.2	3-2	10-100
at Purdue	24	24	27-104	282	31-50-2	386	6-47.5	0-0	3-21
Northwestern	21	18	60-143	130	11-18-1	273	6-41.7	3-2	6-45
at Iowa	20	20	23-77	216	26-51-3	293	4-49.0	0-0	3-20
Michigan State	7	10	32-59	227	17-38-3	286	10-40.5	1-0	8-55
at Iowa	49	19	41-226	179	16-29-0	405	7-45.9	1-0	6-35
Iowa	35	20	35-235	111	9-18-1	346	3-44.3	0-0	2-25
at Minnesota	7	19	40-145	167	16-33-2	312	6-36.8	0-0	8-85
Iowa	41	24	46-175	186	18-28-0	361	5-44.4	2-1	6-45
at Penn State	21	19	35-62	280	26-38-2	342	4-45.2	3-2	2-15
Nebraska	20	20	38-143	195	21-25-0	338	5-37.0	4-2	4-40
at Iowa	26	22	45-129	193	18-30-1	322	2-40.5	2-0	2-20
Iowa	35	22	38-204	220	18-28-0	424	5-42.0	1-0	3-22
at Illinois	21	20	38-149	199	17-35-0	348	7-38.0	0-0	3-30





IOWA FOOTBALL

33 Bowl Games 11 Big Ten Championships 28 Consensus All-America Honors 14 CFB Hall of Fame Inductees

Individual

Points	16, Keith Duncan vs. Nebraska, 11/27/20
Rushing Attempts	30, Tyler Goodson vs. Nebraska, 11/27/20
Yards Rushing	142, Tyler Goodson at Minnesota, 11/13/20
Pass Attempts	50, Spencer Petras (26 comp.) vs. Northwestern, 10/31/20
Pass Completions	26 (50 att.), Spencer Petras vs. Northwestern, 10/31/20
Yards Passing	265 (22-of-39), Spencer Petras at Purdue, 10/24/20
Receptions	7, Ihmir Smith-Marsette vs. Northwestern, 10/31/20
Yards Receiving	84, Ihmir Smith-Marsette vs. Northwestern, 10/31/20
Yards Total Offense	265, Spencer Petras at Purdue, 10/24/20
All-Purpose Yards	154, Tyler Goodson at Minnesota, 11/13/20
Yards Punt Returns	105, Charlie Jones vs. Michigan State, 11/7/20
Yards Kickoff Returns	65, Ihmir Smith-Marsette at Purdue, 10/24/20
Field Goals Made	4, Keith Duncan vs. Nebraska, 11/27/20
Extra Points	7, Keith Duncan vs. Michigan State, 11/7/20
Interceptions	1, 10X, last Daviyon Nixon/Chauncey Golston at Penn State, 11/21/20
Tackles	17, Nick Niemann at Penn State, 11/21/20
Sacks	3.0, Zach VanValkenburg at Minnesota, 11/13/20
TFL's	3.0, 3X, last Daviyon Nixon vs. Nebraska, 11/27/20

Team Offense (Iowa highs)

Points	49 vs. Michigan State, 11/7/20
Rushing Attempts	46 at Penn State, 11/21/20
Net Yards Rushing	235 at Minnesota, 11/13/20
Pass Attempts	51 (26 comp.) vs. Northwestern, 10/31/20
Pass Completions	26 (51 att.) vs. Northwestern, 10/31/20
Yards Passing	265 (22-of-39) at Purdue, 10/24/20
Yards Total Offense	460 at Purdue, 10/24/20
Total Plays	75, 2X, last vs. Nebraska, 11/27/20
First Downs	24 at Penn State, 11/21/20

Team Defense (Opponents lows)

Points	7, 2X, last at Minnesota, 11/13/20
Rushing Attempts	27 at Purdue, 10/24/20
Net Yards Rushing	59 vs. Michigan State, 11/7/20
Pass Attempts	18 (11 comp.) vs. Northwestern, 10/31/20
Pass Completions	11 (18 comp.) vs. Northwestern, 10/31/20
Yards Passing	130 (11-of-18) vs. Northwestern, 10/31/20
Yards Total Offense	273 vs. Northwestern, 10/31/20
Total Plays	70 vs. Michigan State, 11/7/20
First Downs	10 vs. Michigan State, 11/7/20

Longest Plays

Run	71	Tyler Goodson vs. Michigan State, 11/7/20
Reception	40	Tyler Goodson at Purdue, 10/24/20
Field Goal	47	Keith Duncan vs. Northwestern, 10/31/20
Interception Return	71 (TD)	Daviyon Nixon at Penn State, 11/21/20
Fumble Return	--	
Punt Return	54 (TD)	Charlie Jones vs. Michigan State, 11/7/20
Kickoff Return	33	Ihmir Smith-Marsette vs. Northwestern, 10/31/20
Scoring drive	88 (10-5:35)	at Illinois, 12/5/20
Non-scoring drive	59 (7 plays, 2:35)	at Purdue, 10/24/20





IOWA FOOTBALL

33 Bowl Games 11 Big Ten Championships 28 Consensus All-America Honors 14 CFB Hall of Fame Inductees

A kickoff was returned for a TD . . .

by Iowa -- Ihmir Smith-Marsette (98 yards), vs. USC, 12/27/19
by an opponent -- Will Likely (100 yards), Maryland, 10/31/15

A punt was returned for a TD . . .

by Iowa -- Charlie Jones (returned 54 yards on PR), vs. Michigan State, 11/7/20
by Iowa -- Paki O'Meara (returned 42 yards after block), vs. Eastern Illinois, 9/4/10
by an opponent -- Christian McCaffrey (63 yards), Stanford, 1/1/16
by an opponent -- Tremaine McCollum (returned six yards after block), Florida, 1/2/06

Two punts were returned for a TD . . .

by Iowa -- Kevonte Martin-Manley (83 and 63 yards), vs. Western Michigan, 9/21/13

A punt was blocked . . .

by Iowa -- A.J. Epenesa at Illinois, 11/17/18
by an opponent -- Jauan Wesley vs. Northern Illinois, 9/1/18

A punt was blocked and returned for a TD...

by Iowa -- Ben Niemann vs. Northwestern, 11/1/14
by an opponent -- Ryan Lewis (block), Pat Amara, Jr., return (TD) vs. Pittsburgh, 9/19/15

A field goal was blocked...

by Iowa -- Jack Koerner at Minnesota, 11/13/20
by an opponent -- Rickey Neal vs. Northern Iowa, 9/15/18

An interception was returned for a TD . . .

by Iowa -- Daviyon Nixon (71 yards) at Penn State, 11/21/20
by an opponent -- Chauncey Gardner, Jr., (58 yards), vs. Florida, 1/2/17

Two interceptions were returned for a TD . . .

by Iowa (individual) -- Josh Jackson (43 yards, 52 yards) at Wisconsin, 11/11/17
by Iowa (team) -- Josey Jewell (34 yards), Bo Bower (88 yards) vs. North Texas, 9/26/15

A fumble was returned for a TD . . .

by Iowa -- A.J. Epenesa (19 yards) at Illinois, 11/17/18
by an opponent -- Blake Dueitt (35 yards), vs. Ball State, 9/6/14

A blocked PAT attempt was returned for a score . . .

by Iowa -- D.J. Johnson (99 yards), at Penn State, 9/28/02
by an opponent -- Jason Simmons (85 yards), at Ohio State, 11/2/91

A safety was scored . . .

by Iowa -- (2) at Penn State, 10/27/18 on Dominique Daffney blocked punt & PSU bad snap
by an opponent -- Shareef Miller TFL on Akrum Wadley rush vs. Penn State, 9/23/17

A player rushed for over 200 yards . . .

by Iowa -- Akrum Wadley (26-204), at Northwestern, 10/17/15
by an opponent -- Jonathan Taylor (31-250), at Wisconsin, 11/9/19

Iowa had two 100 yard receivers...

T.J.Hockenson (4-107-2), Noah Fant (4-101-1), at Indiana, 10/13/18

A player passed for over 300 yards . . .

by Iowa -- Nate Stanley (308), vs. Illinois, 11/23/19
by an opponent -- Tanner Morgan (368), Minnesota, 11/16/19

A player scored four TDs . . .

by Iowa -- Akrum Wadley (4 rush), at Northwestern, 10/17/15
by an opponent -- Darnell Autry (3 rush, 1 rec.), Northwestern, 11/9/96

A team rushed for over 400 yards . . .

by Iowa -- vs. Tulsa (408 yards), 9/13/97
by an opponent -- Indiana (433 yards), 9/30/00

A team passed for over 400 yards . . .

by Iowa -- vs. Indiana (426 yards), 10/23/99
by an opponent -- Purdue (458 yards), 10/15/16

A team gained over 600 yards of total offense . . .

by Iowa -- vs. Middle Tennessee (644 yards), 9/28/19
by an opponent -- Wisconsin (604 yards), 11/13/99

A team scored over 50 points . . .

by Iowa -- at Illinois (63 points), 11/17/18
by an opponent -- at Minnesota (51 points), 11/8/14

A team was held under 75 yards rushing . . .

by Iowa -- at Penn State, 35-62 yards, 11/21/20
by an opponent -- vs. Michigan State, 32-59 yards, 11/7/20

A team was held under 100 yards passing . . .

by Iowa -- Rutgers (47 yards), 9/7/19
by an opponent -- Nebraska (99 yards), 11/29/19

A team was held at/under 200 yards of total offense . . .

by Iowa -- Rutgers (125 yards), 9/7/19
by an opponent -- vs. Mississippi State (199 yards), 1/1/19

Iowa scored 3 or more non-offensive touchdowns . . .

by Iowa -- vs. Western Michigan (2 punts, 2 interceptions), 9/21/13

Iowa recovered an onside kick . . .

by Iowa -- first quarter vs. Illinois, 10/7/17

LARGEST MARGINS

Iowa Victories

Opponent, Year	Score	Mar.
Iowa Teachers, 1914	95-0	95
Coe, 1908	92-0	92
Iowa Wesleyan, 1890	91-0	91
Cornell, 1904	88-0	88
Cornell, 1913	76-0	76
Des Moines, 1905	72-0	72
Northwestern, 1913	78-6	72
Grinnell, 1904	69-0	69
Iowa Teachers, 1900	68-0	68
Northern Iowa, 1997	66-0	66
Northwestern, 1981	64-0	64
at Illinois, 2018	63-0	63
Cornell, 1920	63-0	63
Indiana, 1997	62-0	62
UTEP, 1986	69-7	62
Grinnell, 1900	63-2	61
Washington (Mo.), 1902	61-0	61
Knox, 1922	61-0	61
Cornell, 1894	60-0	60
Indiana, 1913	60-0	60
North Dakota St., 1947	59-0	59
Illinois, 1985	59-0	59
Cornell, 1891	64-6	58
Illinois, 1899	58-0	58
Drake, 1985	58-0	58
Upper Iowa, 1900	57-0	57
Western Michigan, 2013	59-3	56
Ball State, 2005	56-0	56
Coe, 1893	56-0	56
Purdue, 1922	56-0	56
Utah State, 1957	70-14	56
Minnesota, 2008	55-0	55
Ripon, 1928	61-6	55
Iowa State, 1985	57-3	54
Northern Illinois, 1986	57-3	54
Cincinnati, 1990	63-10	53
Kansas State, 1959	53-0	53
Northwestern, 2002	62-10	52
Kent State, 2001	51-0	51
Minnesota, 1983	61-10	51
Northern Illinois, 1991	58-7	51

Iowa Defeats

Opponent, year	Score	Mar.
Michigan, 1902	0-107	107
Illinois, 1902	0-80	80
Minnesota, 1903	0-75	75
Minnesota, 1916	0-67	67
Ohio State, 1950	21-83	62
Denver A.C., 1893	0-58	58
Nebraska, 1980	0-57	57
Michigan, 1971	7-63	56
Michigan, 1970	0-55	55
USC, 1976	0-55	55
Kansas, 1895	0-54	54
Minnesota, 1936	0-52	52
Notre Dame, 1967	6-56	50
Illinois, 1973	0-50	50





IOWA FOOTBALL

33 Bowl Games 11 Big Ten Championships 28 Consensus All-America Honors 14 CFB Hall of Fame Inductees

OFFENSE

Opponent	WR	TE/WR	LT	LG	C	RG	RT	QB	RB	FB/TE/WR	WR/TE
at Purdue	Smith	LaPorta	Jackson	Schott	Linderbaum	Banwart	Cronk	Petras	Goodson	Beyer	Smith-Marsette
Northwestern	Smith	LaPorta	Jackson	Schott	Linderbaum	Banwart	Cronk	Petras	Goodson	Ragaini	Smith-Marsette
Michigan State	Smith	LaPorta	Jackson	Ince	Linderbaum	Banwart	Kallengberger	Petras	Goodson	Ragaini	Tracy, Jr.
at Minnesota	Smith	Beyer	Jackson	Ince	Linderbaum	Banwart	Kallengberger	Petras	Goodson	Pottebaum	Tracy, Jr.
at Penn State	Smith	LaPorta	Jackson	Ince	Linderbaum	Banwart	Kallengberger	Petras	Goodson	Beyer	Smith-Marsette
Nebraska	Smith	LaPorta	Jackson	Ince	Linderbaum	Banwart	Plumb	Petras	Goodson	Beyer	Smith-Marsette
at Illinois	Smith	Beyer	Jackson	Ince	Linderbaum	Banwart	Plumb	Petras	Goodson	Pottebaum	Tracy, Jr.
Wisconsin											
Consec. Starts	7	4	16	5	20	7	2	7	11	1	1
Career Starts	26	13	41	5	20	16	2	7	11	2	11

* Cronk made 40 career starts at Indiana

DEFENSE

Opponent	RE	DT	DT	LE	WLB	MLB	LEO/CASH	CB	CB	SS	FS/LB
at Purdue	VanValkenburg	Nixon	Heflin	Golston	Jacobs	Niemann	Wade	Hankins	Moss	Belton	Koerner
Northwestern	VanValkenburg	Nixon	Heflin	Golston	Niemann	Benson	Belton	Hankins	Moss	Merriweather	Koerner
Michigan State	VanValkenburg	Nixon	Heflin	Golston	Niemann	Benson	Belton	Hankins	Moss	Merriweather	Koerner
at Minnesota	VanValkenburg	Nixon	Heflin	Golston	Niemann	Benson	Wade	Hankins	Moss	Belton	Koerner
at Penn State	VanValkenburg	Nixon	Heflin	Golston	Niemann	Benson	Belton	Hankins	Moss	Merriweather	Koerner
Nebraska	VanValkenburg	Nixon	Shannon	Golston	Niemann	Benson	Belton	Hankins	Moss	Merriweather	Koerner
at Illinois	VanValkenburg	Nixon	Heflin	Golston	Niemann	Benson	Belton	Hankins	Moss	Merriweather	Koerner
Wisconsin											
Consec. Starts	7	7	1	20	7	6	8	15	7	3	11
Career Starts	7	8	35	20	20	6	11	26	14	6	18

* Heflin made 29 career starts at Northern Illinois.

Offense Career Starts		Defense Career Start	
Quarterback	Spencer Petras (7)	Offensive Line	Cole Banwart (16) Coy Cronk (42) Cody Ince (5) Alaric Jackson (41) Mark Kallenberger (8) Tyler Linderbaum (20) Jack Plumb (2) Kyler Schott (9)
Wide Receiver	Tyrone Tracy, Jr. (11) Nico Ragaini (4) Brandon Smith (26) Ihmir Smith-Marsette (20)	Defensive End	Chauncey Golston (20) Zach VanValkenburg (7)
Running Back	Tyler Goodson (11) Ivory Kelly-Martin (6) Mekhi Sargent (12)	Defensive Line	Jack Heflin (35) Daviyon Nixon (8) Austin Schulte (2) Noah Shannon (1)
Fullback	Monte Pottebaum (2)	Linebacker	Dane Belton (9) Seth Benson (6) Jack Campbell (1) Djimon Colbert (23) Justin Jacobs (1) Nick Niemann (20) Barrington Wade (3)
Tight End	Shaun Beyer (13) Sam Laporta (7)	Defensive Back	Dane Belton (2) Julius Brents (5) Matt Hankins (26) Jack Koerner (18) Kaevon Merriweather (6) Riley Moss (14)





IOWA FOOTBALL

33 Bowl Games 11 Big Ten Championships 28 Consensus All-America Honors 14 CFB Hall of Fame Inductees

Opponent	Plays	Yards	T.O.P.	Result	Qtr.	Play
Purdue (4)	5	35	2:03	TD	2	Petras, 1-yd. run
	11	73	4:51	TD	2	Sargent, 1-yd. run
	5	54	0:31	FG	2	Duncan, 27-yd. FG
	10	42	4:01	FG	4	Duncan, 33-yd. FG
<i>Iowa Avg. Drive</i> 7.8 51.0 3:12						
Northwestern (4)	1	7	0:06	TD	1	Smith, 7-yd. TD from Petras
	3	45	1:22	TD	1	Goodson, 15-yd. run
	13	61	5:04	FG	1	Duncan, 22-yd. FG
	9	37	3:11	FG	3	Duncan, 47-yd. FG
<i>Iowa Avg. Drive</i> 6.5 37.5 2:38						
Michigan State (5)	8	75	3:53	TD	1	Goodson, 3-yd. TD run
	10	74	3:57	TD	1	Smith, 14-yd. pass from Petras
	7	47	3:00	TD	2	Goodson, 9-yd. run
	4	75	1:19	TD	3	Sargent, 2-yd. run
3	45	1:30	TD	4	Sargent, 6-yd. run	
<i>Iowa Avg. Drive</i> 6.4 63.2 2:52						
Minnesota (5)	7	64	3:04	TD	1	Ragaini, 1-yd. run
	12	85	5:25	TD	2	Goodson, 7-yd. run
	5	79	2:37	TD	4	Smith-Marsette, 8-yd. pass from Petras
	3	36	1:01	TD	4	Goodson, 1-yd. run
3	51	1:23	TD	4	Sargent, 14-yd. run	
<i>Iowa Avg. Drive</i> 6.0 63.0 2:58						
Penn State (6)	9	55	3:22	FG	1	Duncan, 40-yd. FG
	6	75	2:37	TD	2	Goodson, 10-yd. run
	8	41	3:24	TD	2	Sargent, 1-yd. run
	7	49	0:42	TD	2	Sargent, 1-yd. run
	12	54	6:13	TD	3	Petras, 3-yd. run
6	17	2:28	FG	4	Duncan, 24-yd. FG	
<i>Iowa Avg. Drive</i> 8.0 48.5 3:34						

DRIVE ANALYSIS				
Distance Length (minus)	Iowa		Opponent	
	TD	FG	TD	FG
0-9	1	0	0	0
10-19	0	2	0	0
20-29	0	0	1	1
30-39	3	3	1	0
40-49	6	2	0	0
50-59	3	4	0	0
60-69	2	1	2	1
70-79	7	0	11	2
80-89	2	0	0	0
90-99	0	0	0	0

GAME OPENING DRIVES						
Game	Iowa			Opponent		
	Pts	Plys	Yds	Pts	Plys	Yds
Purdue	0	3	(-3)	0	3	3
N'wstern	0	3	8	0	3	6
Mich. St.	7	8	75	0	6	15
Minnesota	0	7	26	0	6	19
Penn St.	3	9	55	0	6	11
Nebraska	3	7	54	0	4	0
Illinois	0	3	5	7	9	70
Wisconsin						

SECOND HALF OPENING DRIVES						
Game	Iowa			Opponent		
	Pts	Plys	Yds	Pts	Plys	Yds
Purdue	0	9	28	0	7	73
N'wstern	0	6	7	0	6	4
Mich. St.	7	4	75	7	12	75
Minnesota	0	3	2	0	3	(-3)
Penn St.	0	3	(-16)	0	1	(-6)
Nebraska	7	14	66	7	8	70
Illinois	7	9	70	0	5	18
Wisconsin						

3rd Down and...

IOWA											OPPONENTS									
Yards	PUR	NW	MSU	MINN	PSU	NEB	ILL	WIS	Total	Yards	PUR	NW	MSU	MINN	PSU	NEB	ILL	WIS	TOTAL	
1-3	2-2	2-4	3-4	3-3	6-6	2-3	3-4		21-26	1-3	1-3	3-4	2-5	4-6	3-6	2-3	3-3		18-30	
4-6	1-1	2-7	0-3	0-1	0-2	0-1	1-3		4-18	4-6	4-8	5-9	3-7	1-4	3-6	0-2	2-5		18-41	
7-9	1-3	0-0	1-4	0-1	1-3	1-5	0-1		4-17	7-9	1-4	1-1	1-3	1-3	0-0	1-2	3-6		8-19	
10-14	0-6	2-6	1-4	0-0	0-3	1-5	0-4		4-28	10-14	0-1	1-4	0-3	1-2	1-2	0-2	1-2		4-16	
15+	0-2	0-0	0-0	0-2	0-1	0-0	0-0		0-5	15+	0-0	0-1	1-2	0-1	0-1	1-3	0-2		2-10	
TOTALS	4-13	6-17	5-15	3-7	7-15	4-14	4-12		33-93	TOTAL	6-16	10-19	7-20	7-16	7-15	4-12	9-18		49-116	





IOWA FOOTBALL

33 Bowl Games 11 Big Ten Championships 28 Consensus All-America Honors 14 CFB Hall of Fame Inductees

Nebraska (6)	7	54	2:54	FG	1	Duncan, 32-yd. FG
	6	46	2:53	TD	1	Tracy, Jr., 6-yd. pass from Petras
	12	55	5:54	FG	2	Duncan, 33-yd. FG
	14	66	6:18	TD	3	Sargent, 2-yd. run
	8	30	4:03	FG	4	Duncan, 48-yd. FG
	6	19	1:54	FG	4	Duncan, 37-yd. FG

Iowa Avg. Drive 8.8 45.0 4:13

Illinois (6)	8	52	3:35	TD	2	LaPorta, 22-yd. pass from Petras
	6	32	2:16	FG	2	Duncan, 40-yd. FG
	8	44	1:15	FG	2	Duncan, 27-yd. FG
	9	70	4:35	TD	3	Smith-Marsette, 4-yd. pass from Petras
	2	32	0:45	TD	4	Beyer, 16-yd. pass from Petras
	10	88	5:35	TD	4	Smith-Marsette, 13-yd. run

Iowa Avg. Drive 7.2 53.0 3:20

Season Avg. (36) 7.3 51.8 3:25

LONGEST DRIVES

Plays: 14 (66 yards, 6:18) vs. Nebraska, 11/27/20

Yards: 88 (10 plays, 5:35) at Illinois, 12/5/20

Time of Possession: 6:18 (14 plays, 66 yards) vs. Nebraska, 11/27/20





IOWA FOOTBALL

33 Bowl Games 11 Big Ten Championships 28 Consensus All-America Honors 14 CFB Hall of Fame Inductees

Yards	Type	Player(s)	Opponent
71	Int. Return	Daviyon Nixon	at Penn State
71	Run	Tyler Goodson	Michigan State
57	Int. Return	Riley Moss	at Minnesota
54	Punt Return	Charlie Jones	Michigan State
54	Int. Return	Riley Moss	Michigan State
45	Run	Tyler Goodson	at Minnesota
40	Pass	Spencer Petras to Tyler Goodson	at Purdue
36	Run	Mekhi Sargent	at Minnesota
33	Kick Return	Ihmir Smith-Marsette	Northwestern
31	Run	Ihmir Smith-Marsette	at Illinois
31	Punt Return	Charlie Jones	Michigan State
28	Run	Mekhi Sargent	at Penn State
28	Pass	Spencer Petras to Shaun Beyer	at Minnesota
28	Pass	Spencer Petras to Nico Ragaini	at Purdue
28	Pass	Spencer Petras to Nico Ragaini	Michigan State
27	Run	Charlie Jones	Michigan State
26	Pass	Spencer Petras to Nico Ragaini	at Penn State
25	Kick Return	Ihmir Smith-Marsette	at Penn State
25	Run	Tyler Goodson	at Penn State
25	Punt Return	Charlie Jones	at Purdue
24	Pass	Spencer Petras to Sam LaPorta	at Illinois
24	Pass	Spencer Petras to Tyrone Tracy, Jr.	Michigan State
23	Kick Return	Ivory Kelly-Martin	Nebraska
22	Pass	Spencer Petras to Sam LaPorta	at Illinois
22	Pass	Spencer Petras to Shaun Beyer	Nebraska
22	Pass	Spencer Petras to Tyrone Tracy, Jr.	Northwestern
22	Kick Return	Ihmir Smith-Marsette	at Purdue
21	Run	Tyrone Tracy, Jr.	at Illinois
21	Pass	Spencer Petras to Shaun Beyer	at Illinois
21	Rush	Mekhi Sargent	at Purdue
20	Run	Mekhi Sargent	at Illinois
20	Pass	Spencer Petras to Monte Pottebaum	at Illinois
20	Pass	Spencer Petras to Ihmir Smith-Marsette	Northwestern
20	Pass	Spencer Petras to Sam LaPorta	at Purdue
20	Pass	Spencer Petras to Sam LaPorta	at Purdue

BY LENGTH		
Yards	No.	TD
20-29	24	0
30-39	4	0
40-49	2	0
50-59	3	2
60-69	0	0
70-79	2	1
80-89	0	0
90+	0	0
TOTAL	35	3

BY PLAY TYPE		
Type	No.	TD
Rushing	10	0
Passing	15	0
Punt Returns	3	1
Kick Returns	4	0
Int. Returns	3	2
Fumble Returns	0	0
Other	0	0
TOTAL	35	3

LONGEST PLAYS OF 2020	
RUSHING	71, Tyler Goodson vs. Michigan State, 11/7/20
RUSHING TOUCHDOWN	15, Tyler Goodson vs. Northwestern, 10/31/20
RECEIVING	40, Tyler Goodson at Purdue, 10/24/20
RECEIVING TOUCHDOWN	22, Sam LaPorta at Illinois, 12/5/20
PUNT RETURN	54, Charlie Jones vs. Michigan State, 11/7/20 (TD)
KICK RETURN	33, Ihmir Smith-Marsette vs. Northwestern, 10/31/20
INTERCEPTION RETURN	71 (TD), Daviyon Nixon at Penn State, 11/21/20
FUMBLE RETURN	--
PUNT	61, Tory Taylor vs. Michigan State, 11/7/20
FIELD GOAL	48, Keith Duncan vs. Nebraska, 11/27/20

GAME-BY-GAME LONGEST PLAYS

IOWA			OPPONENT		
Yds	Opponent	Player(s)	Yds	Opponent	Player(s)
40	at Purdue	Tyler Goodson, reception	33	at Purdue	Zander Horvath, rush
33	Northwestern	Ihmir Smith-Marsette, kick return	21	Northwestern	Peyton Ramsey, rush; Kyric McGowan, reception
71	Michigan State	Tyler Goodson, rush	57	Michigan State	Jalen Nailor, reception
57	at Minnesota	Riley Moss, interception return	25	at Minnesota	Rashod Bateman, reception
71	at Penn State	Daviyon Nixon, interception return (TD)	68	at Penn State	Jahan Dotson, reception (TD)
23	Nebraska	Ivory Kelly-Martin, kick return	28	Nebraska	Wan'Dale Robinson, reception
31	at Illinois	Ihmir Smith-Marsette, rush	29	at Illinois	Carlos Sandy, reception (TD)





IOWA FOOTBALL

33 Bowl Games 11 Big Ten Championships 28 Consensus All-America Honors 14 CFB Hall of Fame Inductees

IOWA BIG PLAYS

OPPONENT	Rushing			Passing				Special Teams		
	20-29	30-39	40+	20-29	30-39	40-49	50+	FG BLK	XPT BLK	PUNT BLK
at Purdue	1	0	0	3	0	1	0	0	0	0
Northwestern	0	0	0	2	0	0	0	0	0	0
Michigan State	1	0	1	2	0	0	0	0	0	0
at Minnesota	0	1	1	1	0	0	0	1	0	0
at Penn State	2	0	0	1	0	0	0	0	1	0
Nebraska	0	0	0	1	0	0	0	0	0	0
at Illinois	2	1	0	4	0	0	0	0	0	0
Wisconsin										
TOTALS	6	3	2	15	0	1	0	1	1	0

OPPONENT BIG PLAYS

OPPONENT	Rushing			Passing				Special Teams		
	20-29	30-39	40+	20-29	30-39	40-49	50+	FG BLK	XPT BLK	PUNT BLK
at Purdue	0	1	0	2	0	0	0	0	0	0
Northwestern	1	0	0	1	0	0	0	0	0	0
Michigan State	0	0	0	0	0	0	2	0	0	0
at Minnesota	0	0	0	2	0	0	0	0	0	0
at Penn State	0	0	0	1	0	0	1	0	0	0
Nebraska	1	0	0	3	0	0	0	0	0	0
at Illinois	0	0	0	3	0	0	0	0	0	0
Wisconsin										
TOTALS	2	1	0	12	0	0	3	0	0	0

TURNOVERS FORCED

OPPONENT	Iowa					Opponent			
	FUM	INT	TOT	PTS OFF	MARGIN	FUM	INT	TOT	PTS OFF
at Purdue	0	2	2	3	0	2	0	2	7
Northwestern	2	1	3	14	0	0	3	3	7
Michigan State	0	3	3	14	+3	0	0	0	0
at Minnesota	0	2	2	7	+1	0	1	1	0
at Penn State	2	2	4	24	+3	1	0	1	7
Nebraska	2	0	2	3	+1	0	1	1	3
at Illinois	0	0	0	0	--	0	0	0	0
Wisconsin									
TOTALS	6	10	16	58	+8	3	5	8	24





IOWA FOOTBALL

33 Bowl Games 11 Big Ten Championships 28 Consensus All-America Honors 14 CFB Hall of Fame Inductees

IOWA DRIVE CHARTS

PURDUE

QTR.	START	TIME	PLAYS-YDS	TOP	RESULT
1st	IA 15	15:00	3-(-3)	1:45	Punt
	IA 14	11:29	3-0	0:29	Punt
	IA 25	7:07	7-59	2:35	Fumble
	IA 3	2:23	7-44	3:24	Punt
	P 35	12:24	5-35	2:03	TOUCHDOWN
2nd	IA 27	9:33	11-73	4:51	TOUCHDOWN
	IA 22	1:40	3-0	0:41	Punt
	IA 36	0:31	5-54	0:31	FIELD GOAL
3rd	IA 19	12:18	9-28	4:27	Punt
	IA 47	5:57	3-0	1:50	Punt
4th	IA 43	2:13	10-42	4:01	FIELD GOAL
	IA 25	8:20	6-47	2:20	Fumble
	IA 28	2:15	5-16	0:52	Downs

NORTHWESTERN

QTR.	START	TIME	PLAYS-YDS	TOP	RESULT
1st	IA 27	13:39	3-8	1:57	Punt
	N 7	11:42	1-7	0:06	TOUCHDOWN
	N 45	9:58	3-45	1:22	TOUCHDOWN
	IA 36	6:47	13-61	5:04	FIELD GOAL
2nd	IA 34	10:20	9-37	3:11	FIELD GOAL
	IA 25	1:25	12-41	1:25	Missed FG
3rd	IA 25	15:00	6-7	2:28	Punt
	IA 44	9:44	1-0	0:08	Interception
	IA 25	6:05	3-7	1:24	Punt
	IA 8	0:11	9-38	4:47	Punt
4th	N 36	8:05	3-6	1:16	Interception
	IA 13	4:45	11-41	2:50	Downs
	IA 18	1:29	3-10	0:29	Interception

MICHIGAN STATE

QTR.	START	TIME	PLAYS-YDS	TOP	RESULT
1st	IA 25	15:00	8-75	3:53	TOUCHDOWN
	IA 26	8:28	10-74	3:57	TOUCHDOWN
	IA 34	3:00	3-2	1:27	Punt
2nd	MSU 47	14:16	7-47	3:00	TOUCHDOWN
	MSU 24	10:33	4-5	1:48	Missed FG
	IA 34	6:47	3-3	0:50	Punt
	IA 31	3:52	3-(-2)	0:57	Punt
3rd	IA 25	10:06	4-75	1:19	TOUCHDOWN
	IA 41	7:50	3-7	1:32	Punt
	IA 41	5:22	4-19	1:20	Punt
4th	IA 30	1:34	4-28	1:50	Punt
	MSU 45	13:27	3-45	1:30	TOUCHDOWN
	IA 10	9:29	3-6	1:29	Punt
	MSU 44	6:11	10-36	6:11	Half

MINNESOTA

QTR.	START	TIME	PLAYS-YDS	TOP	RESULT
1st	IA 25	15:00	7-26	3:26	Punt
	IA 36	8:46	7-64	3:04	TOUCHDOWN
	IA 15	1:46	1-7	0:45	Interception
2nd	IA 15	13:56	12-85	5:25	TOUCHDOWN
	IA 41	6:13	7-14	3:48	Punt
3rd	M 26	1:35	4-(-6)	1:05	Missed FG
	IA 38	12:47	3-2	1:02	Punt
4th	IA 21	0:49	5-79	2:37	TOUCHDOWN
	M 36	9:57	3-36	1:01	TOUCHDOWN
	IA 49	8:00	3-51	1:23	TOUCHDOWN

OPPONENT DRIVE CHARTS

PURDUE

QTR.	START	TIME	PLAYS-YDS	TOP	RESULT
1st	P 38	13:15	3-3	1:46	Punt
	P 34	11:00	9-66	3:53	TOUCHDOWN
	P 16	4:32	5-26	2:09	Punt
2nd	P 7	13:59	3-(-5)	1:35	Punt
	P 25	10:21	3-6	0:48	Punt
	P 25	4:42	9-75	3:02	TOUCHDOWN
3rd	P 43	0:59	3-4	0:28	Interception
	P 16	15:00	7-73	2:42	Interception
	P 1	7:51	4-18	1:54	Punt
4th	P 23	4:07	3-(-5)	1:54	Punt
	P 17	13:12	14-71	4:52	FIELD GOAL
	P 28	6:00	12-72	3:45	TOUCHDOWN

NORTHWESTERN

QTR.	START	TIME	PLAYS-YDS	TOP	RESULT
1st	N 25	15:00	3-6	1:21	Punt
	N 25	11:36	5-20	1:38	Fumble
	N 25	8:36	3-(-4)	1:49	Punt
	N 25	1:43	16-75	6:23	TOUCHDOWN
	N 21	7:09	14-79	5:44	TOUCHDOWN
2nd	N 10	12:32	6-4	2:48	Punt
	IA 35	9:36	8-35	3:31	TOUCHDOWN
3rd	N 20	4:41	7-36	4:30	Punt
	N 14	10:24	5-8	2:19	Interception
	N 18	6:49	6-27	2:04	Punt
4th	N 46	1:55	3-(-1)	0:26	Punt
	N 50	1:00	2-(-7)	1:00	Half

MICHIGAN STATE

QTR.	START	TIME	PLAYS-YDS	TOP	RESULT
1st	MSU 25	11:07	6-15	2:39	Interception
	MSU 23	4:31	3-9	1:31	Punt
	MSU 20	1:33	6-16	2:17	Punt
2nd	MSU 26	11:16	2-9	0:43	Interception
	MSU 20	8:45	3-(-2)	1:58	Punt
	MSU 8	5:57	5-61	2:05	Missed FG
	MSU 10	2:55	3-(-2)	0:58	Punt
3rd	MSU 25	1:57	3-11	0:27	Interception
	MSU 30	1:30	3-(-7)	0:28	Punt
	MSU 25	15:00	12-75	4:54	TOUCHDOWN
	MSU 23	8:47	3-(-2)	0:57	Punt
	MSU 6	6:18	3-2	0:56	Punt
	MSU 11	4:02	5-23	2:28	Punt
4th	MSU 4	14:44	3-8	1:17	Punt
	MSU 25	11:57	7-32	2:28	Punt
	MSU 36	8:00	4-8	1:49	Downs

MINNESOTA

QTR.	START	TIME	PLAYS-YDS	TOP	RESULT
1st	M 5	11:34	6-19	2:48	Punt
	M 10	5:41	6-37	3:55	Punt
	IA 25	1:01	6-(-16)	2:05	Punt
2nd	M 15	8:24	3-6	2:11	Punt
	M 11	2:25	3-17	0:50	Interception
	M 32	0:30	6-17	0:30	Downs
3rd	M 21	14:55	3-(-3)	2:08	Punt
	M 5	11:45	17-74	10:56	Missed FG
4th	M 25	13:12	6-55	3:15	Interception
	M 25	8:56	3-(-9)	0:56	Punt
	M 25	6:37	15-75	6:23	TOUCHDOWN





IOWA FOOTBALL

33 Bowl Games 11 Big Ten Championships 28 Consensus All-America Honors 14 CFB Hall of Fame Inductees

IOWA DRIVE CHARTS

PENN STATE

QTR.	START	TIME	PLAYS-Yds	TOP	RESULT
1st	IA 22	11:45	9-55	3:22	FIELD GOAL
	IA 25	2:12	6-75	2:37	TOUCHDOWN
2nd	IA 23	13:14	3-1	1:32	Punt
	PSU 41	9:58	8-41	3:24	TOUCHDOWN
	IA 40	4:16	3-(-13)	1:37	Punt
	PSU 49	0:53	7-49	0:42	TOUCHDOWN
3rd	IA 25	15:00	3-(-16)	1:52	Punt
	IA 46	12:58	12-54	6:13	TOUCHDOWN
	IA 12	4:49	2-18	0:40	Fumble
	IA 25	4:01	9-43	3:43	Missed FG
	IA 25	0:00	6-23	3:07	Punt
9:42	PSU 23	9:42	6-17	2:28	FIELD GOAL
	IA 13	3:19	3-4	0:26	Punt

NEBRASKA

QTR.	START	TIME	PLAYS-Yds	TOP	RESULT
1st	IA 32	15:00	7-54	2:54	FIELD GOAL
	IA 44	9:53	6-19	2:45	Punt
	NEB 46	4:02	6-46	2:53	TOUCHDOWN
2nd	IA 30	12:35	3-(-1)	0:51	Interception
	IA 30	9:42	12-55	5:54	FIELD GOAL
	IA 31	0:29	4-11	0:29	Half
3rd	IA 34	12:05	14-66	6:18	TOUCHDOWN
	IA 40	3:58	8-30	4:03	FIELD GOAL
4th	IA 13	11:45	3-6	1:30	Punt
	NEB 38	10:15	6-19	1:54	FIELD GOAL
	IA 35	5:37	8-33	3:35	Missed FG
	IA 48	1:18	3-(-6)	1:18	Half

ILLINOIS

QTR.	START	TIME	PLAYS-Yds	TOP	RESULT
1st	IA 15	14:56	3-5	2:14	Punt
	IA 8	8:02	3-(-2)	1:18	Punt
	IA 11	4:49	6-25	2:55	Punt
2nd	IA 25	13:30	4-17	1:39	Punt
	IA 48	9:53	8-52	3:35	TOUCHDOWN
	IA 46	5:10	6-32	2:16	FIELD GOAL
	IA 47	1:29	8-44	1:15	FIELD GOAL
	IA 30	12:59	9-70	4:35	TOUCHDOWN
3rd	IA 16	4:48	8-48	3:43	Punt
	ILL 32	13:25	2-32	0:45	TOUCHDOWN
4th	IA 12	7:31	10-88	5:35	TOUCHDOWN

OPPONENT DRIVE CHARTS

PENN STATE

QTR.	START	TIME	PLAYS-Yds	TOP	RESULT
1st	PSU 25	15:00	6-11	3:15	Punt
	PSU 25	8:23	14-75	6:11	TOUCHDOWN
2nd	PSU 25	14:35	3-4	1:21	Punt
	PSU 29	11:42	4-12	1:44	Fumble
	PSU 25	6:34	6-35	2:18	Downs
	PSU 29	2:39	6-20	1:46	Downs
	IA 40	13:08	1-(-6)	0:10	Fumble
3rd	PSU 25	6:45	3-1	1:56	Punt
	IA 28	4:09	1-28	0:08	TOUCHDOWN
	PSU 32	0:18	1-68	0:11	TOUCHDOWN
	PSU 10	11:53	5-13	2:11	Interception
4th	PSU 25	7:14	9-18	3:55	Punt
	IA 43	2:53	4-17	0:55	Interception
	PSU 25	1:58	9-47	1:58	Half

NEBRASKA

QTR.	START	TIME	PLAYS-Yds	TOP	RESULT
1st	NEB 25	12:06	4-0	2:13	Punt
	NEB 2	7:08	6-33	3:06	Punt
	NEB 25	1:09	11-62	3:34	FIELD GOAL
2nd	IA 42	11:44	6-22	2:02	FIELD GOAL
	NEB 25	3:48	11-75	3:19	TOUCHDOWN
3rd	NEB 30	15:00	8-70	2:55	TOUCHDOWN
	NEB 21	5:47	3-4	1:49	Punt
4th	NEB 25	14:55	6-30	3:10	Punt
	NEB 21	8:21	6-7	2:44	Punt
	NEB 32	2:02	4-20	0:44	Fumble

ILLINOIS

QTR.	START	TIME	PLAYS-Yds	TOP	RESULT
1st	ILL 30	12:42	9-70	4:32	TOUCHDOWN
	IA 48	6:44	3-3	1:55	Punt
	ILL 25	1:54	8-75	3:24	TOUCHDOWN
2nd	ILL 13	11:51	3-4	1:58	Punt
	ILL 25	6:18	3-(-8)	1:08	Punt
	ILL 25	2:54	3-6	1:25	Punt
	ILL 18	14:57	5-18	1:58	Punt
3rd	ILL 21	8:19	9-23	3:31	Punt
	ILL 6	1:05	4-6	2:40	Punt
4th	ILL 25	12:40	15-63	5:09	Downs
	ILL 25	1:56	10-75	1:32	TOUCHDOWN





IOWA FOOTBALL

33 Bowl Games 11 Big Ten Championships 28 Consensus All-America Honors 14 CFB Hall of Fame Inductees

PASSING

Alex Padilla (RS Fr.)

Att: 2 vs. Michigan State (11/7/20)
Comp: 1 vs. Michigan State (11/7/20)
Yards: 12 vs. Michigan State (11/7/20)
Long: 12 vs. Michigan State (11/7/20)

Spencer Petras (RS So.)

Att: 50 vs. Northwestern (10/31/20)
Comp: 26 vs. Northwestern (10/31/20)
Yards: 265 at Purdue (10/24/20)
Long: 40 at Purdue (10/24/20)
TD: 3 at Illinois (12/5/20)

Ihmir Smith-Marsette (Sr.)

Att: 1 vs. USC, 12/27/19

RUSHING

Max Cooper (Sr.)

Att: 1 at Indiana (10/13/18)
Yards: 9 at Indiana (10/13/18)
Long: 9 at Indiana (10/13/18)

Tyler Goodson (So.)

Att: 30 vs. Nebraska (11/27/20)
Yards: 142 at Minnesota (11/13/20)
Long: 71 vs. Michigan State (11/7/20)
TD: 2, 2X, last at Minnesota (11/13/20)

Charlie Jones (Jr.)

Att: 2 vs. Michigan State (11/7/20)
Yards: 38 vs. Michigan State (11/7/20)
Long: 27 vs. Michigan State (11/7/20)

Ivory Kelly-Martin (Jr.)

Att: 24 vs. Maryland (10/20/18)
Yards: 98 vs. Maryland (10/20/18)
Long: 57 at Nebraska (11/24/17)
TD: 2 vs. North Texas (9/16/17)

Alex Padilla (RS Fr.)

Att: 2 vs. Michigan State (11/7/20)
Yards: 7 vs. Michigan State (11/7/20)
Long: 6 vs. Michigan State (11/7/20)

Turner Pallissard (So.)

Att: 1 vs. MTSU (9/28/19)

Spencer Petras (RS So.)

Att: 7 at Penn State (11/21/20)
Yards: 14, 2X, last at Minnesota (11/13/20)
Long: 10 vs. Northwestern (10/31/20)
TD: 1, 3X, last at Penn State (11/21/20)

Monte Pottebaum (So.)

Att: 1, 2X, last vs. Northwestern (10/31/20)

Nico Ragaini (So.)

Att: 1, 2X, last at Minnesota (11/13/20)
Yards: 2 vs. Miami, Ohio (8/31/19)
Long: 2 vs. Miami, Ohio (8/31/19)
TD: 1 at Minnesota (11/13/20)

Mekhi Sargent (Sr.)

Att: 26 vs. Nebraska (11/23/18)
Yards: 173 vs. Nebraska (11/23/18)
Long: 36 at Minnesota (11/13/20)
TD: 2, 5X, last at Penn State (11/21/20)

Ihmir Smith-Marsette (Sr.)

Att: 2, 7X, last at Illinois (12/5/20)
Yards: 45 at Nebraska (11/29/19)
Long: 45 at Nebraska (11/29/19)
TD: 1, 4X, last at Illinois (12/5/20)

Tyrone Tracy, Jr. (So.)

Att: 1, 9X, last at Illinois (12/5/20)
Yards: 23 vs. USC, 12/27/19
Long: 23 vs. USC, 12/27/19
TD: 1 vs. USC, 12/27/19

Gavin Williams (Fr.)

Att: 8 vs. Michigan State (11/7/20)
Yards: 28 vs. Michigan State (11/7/20)
Long: 7 vs. Michigan State (11/7/20)

RECEIVING

Shaun Beyer (Sr.)

Catches: 3 vs. Miami, Ohio (8/31/19)
Yards: 40 vs. Illinois (11/23/19)
Long: 40 vs. Illinois (11/23/19)
TD: 1 at Illinois (12/5/20)

Max Cooper (Sr.)

Catches: 1, 4X, last at Wisconsin (11/9/19)
Yards: 7 vs. UNI (9/15/18)
Long: 7 vs. UNI (9/15/18)

Tyler Goodson (So.)

Catches: 5, 2X, last at Purdue (10/24/20)
Yards: 62 at Michigan (10/5/19)
Long: 40 at Purdue (10/24/20)

Ivory Kelly-Martin (Jr.)

Catches: 3 vs. Northwestern (11/10/18)
Yards: 40 at Minnesota (10/6/18)
TD: 1 vs. Illinois (10/7/17)
Long: 25, 2X, last vs. Rutgers (9/7/19)

Alec Kritt (RS Fr.)

Catches: 1 vs. Michigan State (11/7/20)
Yards: 12 vs. Michigan State (11/7/20)
Long: 12 vs. Michigan State (11/7/20)

Sam LaPorta (So.)

Catches: 6, 2X, last vs. Northwestern (10/31/20)
Yards: 71 at Purdue (10/24/20)
Long: 41 at Northwestern (10/26/19)
TD: 1 at Illinois (12/5/20)

Monte Pottebaum (So.)

Catches: 1, 3X, last at Illinois (12/5/20)
Yards: 20 at Illinois (12/5/20)
Long: 20 at Illinois (12/5/20)

Nico Ragaini (So.)

Catches: 7 vs. Penn State (10/12/19)
Yards: 61 at Purdue (10/24/20)
Long: 45 vs. Miami, Ohio (8/31/19)
TD: 1, 2X, last vs. Minnesota (11/16/19)

Mekhi Sargent (Sr.)

Catches: 4, 2X, last vs. Miami, Ohio (8/31/19)
Yards: 65 vs. Miami, Ohio (8/31/19)
TD: 1 vs. Nebraska (11/23/18)
Long: 48 vs. UNI (9/15/18)

Brandon Smith (Sr.)

Catches: 9 vs. Purdue (10/19/19)
Yards: 106 vs. Purdue (10/19/19)
TD: 2 vs. MTSU (9/28/19)
Long: 34 at Michigan (10/5/19)

Ihmir Smith-Marsette (Sr.)

Catches: 7 vs. Northwestern (10/31/20)
Yards: 121 vs. Illinois (11/23/19)
TD: 2, 2X, last vs. Rutgers (9/7/19)
Long: 60 at Minnesota (10/6/18)

Tyrone Tracy, Jr. (So.)

Catches: 6, 2X, last vs. Illinois (11/23/19)
Yards: 130 at Wisconsin (11/9/19)
TD: 1, 4X, last vs. Nebraska (11/27/20)
Long: 75 at Wisconsin (11/9/19)

DEFENSE

Nick Anderson (Sr.)

Tackles: 1, 3X, last vs. Nebraska (11/27/20)
Solo: 1, 2X, last vs. Nebraska (11/27/20)
Asst: 1 at Purdue (10/24/20)

Dane Belton (So.)

Tackles: 6 vs. Purdue (10/19/19)
Solo: 5 vs. USC, 12/27/19
Asst: 3, 3X, last vs. Michigan State (11/7/20)
Sack: 1 at Penn State (11/21/20)
TFL: 1, 3X, last at Penn State (11/21/20)
PB: 2 at Minnesota (11/13/20)
FF: 1 at Penn State (11/21/20)

Seth Benson (So.)

Tackles: 13 vs. Northwestern (10/31/20)
Solo: 10 vs. Northwestern (10/31/20)
Asst: 4 at Penn State (11/21/20)
Sack: 1 vs. Nebraska (11/27/20)
TFL: 1 vs. Nebraska (11/27/20)
QH: 2 vs. Northwestern (10/31/20)

Shaun Beyer (Sr.)

Tackles: 1 at Penn State (10/27/18)
Solo: at Penn State (10/27/18)

Yahya Black (Fr.)

Tackles: 2 at Minnesota (11/13/20)
Solo: 1 at Minnesota (11/13/20)
Asst: 1, 2X, last at Penn State (11/21/20)
TFL: 0.5 at Penn State (11/21/20)

Reggie Bracy (Fr.)

Tackles: 2, 2X, last at Minnesota (11/13/20)
Solo: 2 at Minnesota (11/13/20)
Asst: 1 vs. Michigan State (11/7/20)
PB: 1 at Minnesota (11/13/20)

Julius Brents (So.)

Tackles: 4 vs. Wisconsin (9/22/18)
Solo: 3 at Penn State (10/27/18)
Asst: 3 at Purdue (10/24/20)
INT: 1 at Minnesota (10/6/18)
PB: 2 at Minnesota (10/6/18)





IOWA FOOTBALL

33 Bowl Games 11 Big Ten Championships 28 Consensus All-America Honors 14 CFB Hall of Fame Inductees

Jack Campbell (So.)

Tackles: 8 vs. Nebraska (11/27/20)
Solo: 6 vs. Nebraska (11/27/20)
Asst: 3 at Penn State (11/21/20)
Sacks: 1 at Penn State (11/21/20)
TFL: 2.0 vs. Nebraska (11/27/20)
FF: 1 at Penn State (11/21/20)

Djimon Colbert (Jr.)

Tackles: 8, 3X, last at Iowa State (9/14/19)
Solo: 6 vs. Miami, Ohio (8/31/19)
Asst: 5, 2X, last at Iowa State (9/14/19)
INT: 1 vs. Rutgers (9/7/19)
TFL: 1, 3X, last at Nebraska (11/29/19)
PB: 1, 4X, last vs. Minnesota (11/16/19)
QH: 1 at Nebraska (11/29/19)

Max Cooper (Sr.)

Tackles: 1 vs. UNI (9/15/18)
Solo: 1 vs. UNI (9/15/18)

Joe Evans (So.)

Tackles: 3, 2X, last at Illinois (12/5/20)
Solo: 2 vs. Minnesota (11/16/19)
Asst: 2 at Illinois (12/5/20)
TFL: 1.5, 2X, last vs. Minnesota (11/16/19)
Sacks: 1.5, 2X, last vs. Minnesota (11/16/19)
QH: 3 vs. Michigan State (11/7/20)

Kyler Fisher (RS Fr.)

Tackles: 1 vs. Northwestern (10/31/20)
Solo: 1 vs. Northwestern (10/31/20)

Chauncey Golston (Sr.)

Tackles: 8, 3X, last at Illinois (12/5/20)
Solo: 5 at Michigan (10/5/19)
Asst: 4, 2X, last at Illinois (12/5/20)
Sack: 1.5 vs. Michigan State (11/7/20)
TFL: 2.5 at Northwestern (10/26/19)
FF: 1 vs. Nebraska (11/27/20)
FR: 1, 3X, last vs. Mississippi State (1/1/19)
INT: 1, 3X, last at Penn State (11/21/20)
QH: 3 vs. Purdue (10/19/19)
PB: 1, 5X, last at Purdue (10/24/20)

Matt Hankins (Sr.)

Tackles: 11 vs. Purdue (10/19/19)
Solo: 8 vs. Purdue (10/19/19)
Asst: 4 vs. Boston College (12/27/17)
TFL: 1 at Nebraska (11/29/19)
PB: 3 vs. Illinois (11/23/19)
INT: 1, 3X, last at Purdue (10/24/20)
QH: 1 at Nebraska (11/29/19)

Jermari Harris (RS Fr.)

Tackles: 2 vs. MTSU (9/28/19)
Solo: 2 vs. MTSU (9/28/19)

Jack Heflin (Sr.)

Tackles: 7, 3X, last vs. Northwestern (10/31/20)
Solo: 5, 2X, last vs. Toledo (11/1/18)
Asst: 3, 4X, last vs. Northwestern (10/31/20)
TFL: 3.5 vs. Toledo (11/7/18)
Sacks: 2.5 vs. Toledo (11/7/18)
FF: 1, 3X, last at Toledo (11/13/19)
QH: 1, 4X, last vs. Michigan State (11/7/20)
Blocked Kick: 1 vs. Utah (9/8/18)

Jay Higgins (Fr.)

Tackles: 2 at Minnesota (11/13/20)
Solo: 2 at Minnesota (11/13/20)

Dalles Jacobus (Sr.)

Tackles: 1 vs. Michigan State (11/7/20)
Asst: 1 vs. Michigan State (11/7/20)

Jestin Jacobs (RS Fr.)

Tackles: 2 vs. Michigan State (11/7/20)
Solo: 1, 2X, last at Illinois (12/5/20)
Asst: 1, 2X, last vs. Michigan State (11/7/20)

Ivory Kelly-Martin (Jr.)

Tackles: 2 at Penn State (11/21/20)
Solo: 1, 5X, last at Penn State (11/21/20)
Asst: 1, 4X, last vs. Nebraska (11/27/20)

Logan Klemp (So.)

Tackles: 1 vs. Nebraska (11/27/20)
Solo: 1 vs. Nebraska (11/27/20)

Jack Koerner (Jr.)

Tackles: 13, 2X, last at Purdue (10/24/20)
Solo: 9 at Purdue (10/24/20)
Asst: 9 vs. Penn State (10/12/19)
INT: 1, 4X, last at Minnesota (11/13/20)
FF: 1 at Michigan (10/5/19)
TFL: 1, 2X, last at Purdue (10/24/20)
FR: 1, 2X, last vs. Illinois (11/23/19)
PB: 2 at Iowa State (9/14/19)
QH: 1 at Illinois (12/5/20)
Block: 1 at Minnesota (11/13/20)

Sam LaPorta (So.)

Tackles: 1 vs. Nebraska (11/27/20)
Solo: 1 vs. Nebraska (11/27/20)

Logan Lee (RS Fr.)

Tackles: 1 at Minnesota (11/13/20)
Solo: 1 at Minnesota (11/13/20)

Tyler Linderbaum (So.)

Tackles: 1, 3X, last at Penn State (11/21/20)
Solo: 1, 3X, last at Penn State (11/21/20)

Henry Marchese (Jr.)

Tackles: 1, 2X, last at Nebraska (11/29/19)
Asst: 1, 2X, last at Nebraska (11/29/19)

Kaevon Merriweather (So.)

Tackles: 5, 2X, last vs. Northwestern (10/31/20)
Solo: 3 at Minnesota (11/13/20)
Asst: 3, 2X, last vs. Northwestern (10/31/20)
PB: 1, 2X, last at Illinois (12/5/20)

Riley Moss (Jr.)

Tackles: 9 vs. Northwestern (10/31/20)
Solo: 7 vs. Northwestern (10/31/20)
Asst: 3 at Illinois (12/5/20)
TFL: 1 vs. Purdue (10/19/19)
INT: 2 at Minnesota (10/6/18)
PB: 2 vs. Maryland (10/20/18)

Nick Niemann (Sr.)

Tackles: 17 at Penn State (11/21/20)
Solo: 8 at Purdue (10/24/20)
Asst: 11 at Penn State (11/21/20)
Sack: 1, 2X, last vs. USC, 12/27/19
TFL: 1, 4X, last at Penn State (11/21/20)
INT: 1 vs. USC, 12/27/19
INT TD: 1 vs. USC, 12/27/19
QH: 1, 3X, last at Iowa State (9/14/19)

Daviyon Nixon (Jr.)

Tackles: 11 vs. Northwestern (10/31/20)
Solo: 6 vs. Northwestern (10/31/20)
Asst: 5 vs. Northwestern (10/31/20)
Sack: 2 at Northwestern (10/26/19)
TFL: 3, 2X, last vs. Nebraska (11/27/20)
FF: 1 vs. Northwestern (10/31/20)
QH: 1, 6X, last at Penn State (11/21/20)
PB: 1 at Northwestern (10/26/19)
INT: 1 at Penn State (11/21/20)

Monte Pottebaum (RS Fr.)

Tackles: 1 at Illinois (12/5/20)
Solo: 1 at Illinois (12/5/20)

Terry Roberts (So.)

Tackles: 5 at Minnesota (11/13/20)
Solo: 4 at Minnesota (11/13/20)
Asst: 2, 3X, last vs. Michigan State (11/7/20)
FR: 1, 2X, last vs. Nebraska (11/27/20)

Mekhi Sargent (Sr.)

Tackles: 1, 2X, last vs. Northwestern (10/31/20)
Solo: 1, 2X, last vs. Northwestern (10/31/20)

Austin Schulte (Sr.)

Tackles: 4 vs. Penn State (10/12/19)
Solo: 2 vs. Illinois (11/23/19)
Asst: 3 vs. Penn State (10/12/19)
TFL: 1 vs. Penn State (10/12/19)
QH: 1 vs. Purdue (10/19/19)

Quinn Schulte (RS Fr.)

Tackles: 2 at Minnesota (11/13/20)
Solo: 2 at Minnesota (11/13/20)

Noah Shannon (So.)

Tackles: 2, 5X, last vs. Nebraska (11/27/20)
Solo: 2, 2X, last vs. Nebraska (11/27/20)
Asst: 2, 2X, last vs. Northwestern (10/31/20)
Sack: 0.5 at Purdue (10/24/20)
TFL: 0.5 at Purdue (10/24/20)
FF: 1 vs. Rutgers (9/7/19)
FR: 1 vs. Rutgers (9/7/19)
PB: 1 at Penn State (11/21/20)

Caleb Shudak (Sr.)

Tackles: 1, 2X, last vs. Minnesota (11/16/19)
Solo: 1, 2X, last vs. Minnesota (11/16/19)

Brandon Smith (Sr.)

Tackles: 1 at Michigan (10/5/19)
Asst: 1 at Michigan (10/5/19)

Ihmir Smith-Marssette (Sr.)

Tackles: 1, 2X, last vs. Illinois (11/23/19)
Solo: 1, 2X, last vs. Illinois (11/23/19)

Austin Spiewak (Sr.)

Tackles: 1 at Illinois (12/5/20)
Solo: 1 at Illinois (12/5/20)





IOWA FOOTBALL

33 Bowl Games 11 Big Ten Championships 28 Consensus All-America Honors 14 CFB Hall of Fame Inductees

Mike Timm (So.)

Tackles: 3 vs. Michigan State (11/7/20)
Solo: 2 vs. Michigan State (11/7/20)
Asst: 1 vs. Michigan State (11/7/20)

Tyrone Tracy, Jr. (So.)

Tackles: 1 at Michigan (10/5/19)
Solo: 1 at Michigan (10/5/19)

Zach VanValkenburg (Sr.)

Tackles: 7 vs. Northwestern (10/31/20)
Solo: 4 at Minnesota (11/13/20)
Asst: 5 vs. Northwestern (10/31/20)
Sack: 3.0 at Minnesota (11/13/20)
TFL: 3.0 at Minnesota (11/13/20)
FF: 1 vs. Northwestern (10/31/20)
FR: 2 at Penn State (11/21/20)
QH: 1, 2X, last at Minnesota (11/13/20)

Barrington Wade (Sr.)

Tackles: 5 at Purdue (10/24/20)
Solo: 4 at Purdue (10/24/20)
Asst: 3 vs. MTSU (9/28/19)
TFL: 1 at Purdue (10/24/20)
Sack: 1 at Purdue (10/24/20)
INT: 1, 2X, last vs. Michigan State (11/7/20)

John Waggoner (So.)

Tackles: 1, 4X, last vs. Michigan State (11/7/20)
Solo: 1 vs. Purdue (10/19/19)
Asst: 1, 3X, last vs. Michigan State (11/7/20)
TFL: 1 vs. Purdue (10/19/19)
Sack: 1 vs. Purdue (10/19/19)

PUNT RETURNS

Max Cooper (Sr.)

Returns: 2 vs. USC, 12/27/19
Yards: 16 vs. Illinois (11/23/19)
Long: 16 vs. Illinois (11/23/19)

Charlie Jones (Jr.)

Returns: 5 vs. Michigan State (11/7/20)
Yards: 105 vs. Michigan State (11/7/20)
Long: 54 vs. Michigan State (11/7/20)
TD: 1 vs. Michigan State (11/7/20)

Nico Ragaini (So.)

Returns: 4 at Michigan (10/5/19)
Yards: 54 at Michigan (10/5/19)
Long: 17 at Michigan (10/5/19)

KICKOFF RETURNS

Ivory Kelly-Martin (Jr.)

Returns: 3, 3X, last at Wisconsin (11/11/17)
Yards: 67 vs. Penn State (9/23/17)
Long: 35 at Michigan State (9/30/17)

Sam LaPorta (So.)

Returns: 1, 2X, last vs. Nebraska (11/27/20)

Monte Pottebaum (So.)

Returns: 1 at Nebraska (11/29/19)
Yards: 10 at Nebraska (11/29/19)
Long: 10 at Nebraska (11/29/19)

Ihmir Smith-Marsette (Sr.)

Returns: 5 vs. Mississippi State (1/1/19)
Yards: 150 vs. Mississippi State (1/1/19)
Long: 98 vs. USC, 12/27/19
TD: 1, 2X, last vs. USC, 12/27/19

SPECIALISTS

Keith Duncan (Sr.)

FG: 4, 4X, last vs. Nebraska (11/27/20)
FGA: 6 vs. Illinois (11/23/19)
PAT: 7, 3X, last vs. Michigan State (11/7/20)
Long: 49, 2X, last at Nebraska (11/29/19)

Ryan Gersonde (Jr.)

Punts: 5, 2X, last vs. Minnesota (10/28/17)
Yards: 263 at Northwestern (10/21/17)
Avg.: 52.6 at Northwestern (10/21/17)
Long: 61 at Northwestern (10/21/17)

Tory Taylor (Fr.)

Punts: 7 vs. Michigan State (11/7/20)
Yards: 321 vs. Michigan State (11/7/20)
Avg. 49.0 vs. Northwestern (10/31/20)
Long: 61 vs. Michigan State (11/7/20)





IOWA FOOTBALL

33 Bowl Games 11 Big Ten Championships 28 Consensus All-America Honors 14 CFB Hall of Fame Inductees

MOST POINTS

1.	63 at Illinois.....	11-17-18
2.	62 vs. North Texas.....	9-25-15
	62 vs. Northwestern.....	11-9-02
4.	59 vs. Western Michigan.....	9-21-13
	59 vs. Northwestern.....	11-10-01
6.	57 vs. Akron.....	8-31-02
7.	56 at Nebraska.....	11-24-17
	56 vs. Ball State.....	9-3-05
	56 vs. Buffalo.....	9-6-03

FEWEST POINTS ALLOWED

1.	0 at Northwestern.....	10-26-19
	0 vs. Rutgers.....	9-7-19
	0 at Illinois.....	11-17-18
	0 vs. Maryland.....	10-20-18
	0 at Illinois.....	11-19-16
	0 vs. Ball State.....	9-26-10
	0 vs. Minnesota.....	11-21-09
	0 at Minnesota.....	11-22-08
	0 vs. Florida International.....	9-6-08
	0 vs. Syracuse.....	9-8-07
	0 vs. Ball State.....	9-3-05
	0 vs. Kent State.....	9-1-01
	0 vs. Northern Illinois.....	9-18-99

MOST FIRST DOWNS

1.	30 vs. Middle Tennessee.....	9-28-19
	30 vs. Kent State.....	9-1-01
3.	29 at Iowa State.....	9-9-17
	29 vs. Indiana.....	9-30-00
	29 vs. Indiana.....	10-23-99
6.	28 vs. North Texas.....	9-16-17
	28 at Purdue.....	11-9-13
	28 vs. Louisiana-Monroe.....	9-24-11
	28 vs. Ball State.....	9-26-10
	28 at Indiana.....	10-11-08
	28 vs. Minnesota.....	11-19-05
	28 vs. Buffalo.....	9-6-03

FEWEST FIRST DOWNS ALLOWED

1.	5 vs. Rutgers.....	9-7-19
	5 vs. Syracuse.....	9-8-07
3.	6 vs. Eastern Illinois.....	9-4-10
	6 at Minnesota.....	11-22-08
	6 vs. Penn State.....	10-23-04
6.	7 vs. Maryland.....	10-20-18
7.	8 vs. Ball State.....	9-26-10
	8 vs. Arizona.....	9-19-09
9.	9 at Purdue.....	9-27-14
	9 vs. Western Michigan.....	9-21-13
	9 vs. Georgia Tech.....	1-5-10
	9 vs. Penn State.....	10-25-03

MOST RUSHING ATTEMPTS

1.	60 at Iowa State.....	9-14-13
	60 vs. Kent State.....	9-4-04
3.	59 vs. North Texas.....	9-16-17
	59 vs. Northwestern.....	11-10-01
5.	58 vs. Western Michigan.....	9-21-13
	58 vs. Missouri State.....	9-7-13
7.	56 vs. Minnesota.....	11-16-02
8.	55 at Illinois.....	11-15-14
9.	53 at Purdue.....	10-15-16
	53 vs. Minnesota.....	11-17-01
11.	52 vs. Maryland.....	10-20-18
	52 at Purdue.....	11-9-13

FEWEST RUSHING ATT., OPPONENT

1.	17 by North Texas.....	9-16-17
	17 by Miami (Ohio).....	9-7-02
3.	18 by USC.....	12-27-19
	18 by Purdue.....	10-19-19
5.	19 by Iowa State.....	9-14-19
	19 by Kent State.....	9-4-05
7.	20 by Western Michigan.....	9-21-13
	20 by Michigan State.....	10-30-10
	20 by Michigan.....	10-26-02
	20 by Utah State.....	9-21-02
	20 by Texas Tech.....	11-29-01

MOST RUSHING YARDS

1.	376 vs. Akron.....	8-31-02
2.	365 at Purdue.....	10-15-16
	365 vs. Minnesota.....	11-16-02
4.	351 vs. Middle Tennessee.....	9-28-19
5.	318 at Purdue.....	11-9-13
6.	313 at Nebraska.....	11-24-17
7.	304 at Illinois.....	11-15-14
8.	301 vs. Illinois.....	10-1-05
9.	300 vs. Utah State.....	9-21-02
10.	298 vs. Missouri State.....	9-7-13

FEWEST RUSHING YARDS ALLOWED

1.	-13 vs. Kent State.....	9-4-04
2.	6 vs. Northern Iowa.....	9-15-18
3.	7 at Minnesota.....	11-22-08
4.	10 vs. Montana.....	9-2-06
5.	14 vs. Miami (Ohio).....	9-7-02
6.	19 vs. Iowa State.....	9-8-18
	19 vs. Wisconsin.....	10-12-05
8.	22 vs. USC.....	12-27-19

MOST PASSES ATTEMPTED

1.	61 vs. Indiana.....	10-23-99
2.	56 at Maryland.....	10-18-14
3.	55 vs. Ball State.....	9-6-14
	55 vs. Florida.....	1-1-06
5.	50 at Penn State.....	10-27-18
6.	51 vs. Northwestern.....	10-31-20
	51 vs. Minnesota.....	11-20-99
8.	48 vs. Pittsburgh.....	9-17-11
9.	47 vs. Michigan State.....	11-12-11
10.	46 vs. Michigan State.....	10-5-13
	46 vs. Purdue.....	11-6-04

MOST PASSES COMPLETED

1.	36 vs. Indiana.....	9-30-99
2.	35 vs. Ball State.....	9-6-14
3.	32 at Maryland.....	10-18-14
	32 vs. Florida.....	1-1-06
5.	31 vs. Northern Iowa.....	8-30-14
	31 vs. Pittsburgh.....	9-17-11
7.	30 vs. Indiana.....	9-30-00
8.	29 vs. Ohio State.....	10-30-99
9.	28 vs. Minnesota.....	11-20-99

FEWEST PASSES ATT., OPPONENT

1.	9 by Georgia Tech.....	1-5-10
2.	10 by Northwestern.....	10-27-12
3.	13 by Nebraska.....	9-23-00
	13 by Iowa State.....	9-11-99
5.	14 by Wisconsin.....	11-22-14
	14 by Minnesota.....	11-8-14
	14 by Northwestern.....	10-26-13
	14 by Nebraska.....	11-23-12
9.	15 by Nebraska.....	9-4-99
10.	16 by Maryland.....	10-20-18
	16 by Northern Illinois.....	9-1-12
	16 by Wisconsin.....	11-13-99

FEWEST PASSES COMP., OPPONENT

1.	2 by Georgia Tech.....	1-5-10
2.	6 by Maryland.....	10-20-18
	6 by Northern Illinois.....	9-1-12
	6 by Iowa State.....	9-11-99
5.	7 by LSU.....	1-1-14
	7 by Indiana.....	10-11-14
	7 by Northwestern.....	10-27-12
	7 by Syracuse.....	9-8-07
	7 by Buffalo.....	9-6-03
10.	8 by Nebraska.....	11-23-12
	8 by Ball State.....	9-26-10
12.	9 by Minnesota.....	10-28-17
	9 by Northwestern.....	11-1-14
	9 by Maine.....	8-30-08
	9 by Penn State.....	11-13-04
	9 by Minnesota.....	10-23-04

MOST PASSING YARDS

1.	426 vs. Indiana.....	10-23-99
2.	399 vs. Pittsburgh.....	9-17-11
3.	380 vs. Indiana.....	9-30-00
4.	377 vs. Minnesota.....	11-19-05
5.	364 at Minnesota.....	11-18-06
6.	357 vs. Purdue.....	10-8-05

FEWEST PASSING YARDS ALLOWED

1.	12 vs. Georgia Tech.....	1-5-10
2.	47 vs. Rutgers.....	9-7-19
	47 vs. Maryland.....	10-20-18
4.	54 vs. Northern Illinois.....	9-1-12
5.	56 vs. Ball State.....	9-26-10
6.	58 vs. Buffalo.....	9-6-03
7.	63 vs. Nebraska.....	11-23-12
8.	72 at Purdue.....	9-27-14
9.	73 vs. Minnesota.....	11-20-04
10.	74 vs. Maryland.....	10-31-15
11.	75 vs. Northwestern.....	11-1-14
12.	79 vs. Syracuse.....	9-8-07
13.	82 at Illinois.....	11-17-18

MOST TOTAL OFFENSE

1.	644 vs. Middle Tennessee.....	9-28-19
2.	613 vs. Minnesota.....	11-19-05
3.	602 vs. Northwestern.....	11-10-01
4.	593 vs. Akron.....	8-31-02
5.	587 at Illinois.....	11-23-12
6.	562 vs. Ball State.....	9-26-10
7.	552 vs. Indiana.....	10-23-99
8.	546 at Minnesota.....	11-18-06
9.	545 vs. Northern Iowa.....	9-15-18

FEWEST TOTAL YARDS ALLOWED

1.	103 vs. Syracuse.....	9-8-07
2.	110 vs. Kent State.....	9-4-04
3.	112 vs. Ball State.....	9-26-10
4.	115 vs. Maryland.....	10-20-18
5.	125 vs. Rutgers.....	9-7-19
6.	134 at Minnesota.....	11-22-08
7.	144 vs. Montana.....	9-2-06
	144 vs. Ball State.....	9-3-05

PUNTING AVERAGE (MIN. OF 4)

1.	53.0 at Northwestern.....	10-21-17
2.	51.5 vs. Western Michigan.....	9-9-00
3.	51.0 vs. Arizona.....	9-19-09
4.	50.2 vs. Penn State.....	11-4-00
5.	50.0 vs. Wisconsin.....	11-13-99
6.	49.2 vs. LSU.....	1-1-05
7.	49.0 vs. Northwestern.....	10-31-20
	49.0 vs. Miami (Ohio).....	9-7-02

MOST TIME OF POSSESSION

1.	41:53 vs. Kent State.....	9-4-04
2.	40:55 vs. Maryland.....	10-20-18
3.	40:45 vs. North Texas.....	9-16-17
4.	38:42 vs. Northern Illinois.....	9-1-12
5.	38:27 vs. Michigan.....	10-26-02
6.	38:18 vs. Missouri State.....	9-7-13
7.	38:07 at Indiana.....	10-11-08
8.	38:03 at Iowa State.....	9-14-13
9.	37:56 vs. Arizona.....	9-19-09
10.	37:38 vs. Rutgers.....	9-7-19
11.	37:37 at Minnesota.....	11-22-08
12.	37:36 vs. Nebraska.....	11-28-14

Bold denotes 2020





IOWA FOOTBALL

IOWA (0-1, 0-1) at PURDUE (1-0, 1-0)
SATURDAY, OCT. 24, 2020 -- ROSS-ADE STADIUM

	1	2	3	4	FINAL
IOWA	0	17	0	3	20
PURDUE	7	7	0	10	24

ATTENDANCE: 900
TEMPERATURE: 52 DEGREES
TIME OF GAME: 3 HOURS, 21 MINUTES

IOWA NOTES

QB Spencer Petras finished the game with 265 yards passing, the most by a Hawkeye quarterback in his first career start since Jon Beutjer in 2000 (380). Petras started the game 1-for-6 with three passing yards, and finished the first half completing 13 of his 15 throws for 171 yards. He was 14-of-21 in the first half for 174 yards passing. He added one rushing touchdown.

QB Spencer Petras is the fifth Hawkeye quarterback in the Ferentz era to make his first career start on opening day (Petras, Stanley, Rudock, Tate, Chandler).

QB Spencer Petras scored Iowa's first touchdown of the season, a 1-yard touchdown rush. It is his second career rushing touchdown.

TE Sam LaPorta led Iowa with a career-high 71 receiving yards.

RB Tyler Goodson tied his career-high with five receptions. His 40-yard reception was a career long.

FS Jack Koerner led Iowa with 13 tackles, tying a career high. DB Riley Moss added a career high seven tackles. DT Daviyon Nixon (7) and CB Julius Brents (4) also tied their career best in tackles.

LB Barrington Wade had a career-high five tackles and added his first career sack (9 yards) and interception (9 yards).

Iowa had 460 yards total offense, its highest total in a Big Ten game since 2018 against Indiana (479).

Purdue scored first, marking the first time since Nov. 9, 2019 (vs. Wisconsin) that Iowa trailed in a game. The Hawkeyes ended 2019 on a four-game winning streak and did not trail in any of those four games.

Iowa won the toss and elected to receive. The Hawkeyes have played 267 games under head coach Kirk Ferentz. Iowa has opened the game on offense 201 times (126-75). The Hawkeyes have opened the game on defense 66 times (36-30).

The Hawkeyes host Northwestern on Oct. 31 at Kinnick Stadium. Kickoff is at 2:30 p.m. (CT). The game is televised on ESPN.

SCORING SUMMARY

First Quarter

PU -- David Bell, 9-yard pass from O'Connell (Dellinger kick)

Second Quarter

IA -- Spencer Petras, 1-yard touchdown rush (Duncan kick)

IA -- Mekhi Sargent, 1-yard touchdown rush (Duncan kick)

PU -- David Bell, 11-yard pass from O'Connell (Dellinger kick)

IA -- Keith Duncan, 27-yard field goal

Fourth Quarter

IA -- Keith Duncan, 33-yard field goal

PU -- J.D. Dellinger, 29-yard field goal

PU -- David Bell, 6-yard touchdown (Dellinger kick)

TEAM STATS

IOWA	TEAM STATS	PURDUE
19	First Downs	24
36-195	Rushes-Yards	27-104
265	Passing Yards	282
22-39-0	Com-Att-Int	31-50-2
75-460	Total Offense	77-386
6-44.2	Punts-Avg.	6-47.5
3-2	Fumbles-Lost	0-0
10-100	Penalties-Yards	43-21
29:49	Possession Time	30:11

INDIVIDUAL LEADERS

RUSHING:

IOWA: Goodson 16-77; Sargent 11-71, 1 TD; Kelly-Martin 4-29
PU: Horvath 21-129

PASSING:

IOWA: Petras 22-39-265, 0 TD, 0 INT
PU: O'Connell 31-50-282, 3 TD, 0 INT

RECEIVING:

IOWA: LaPorta 5-71; Goodson 5-59; Rigaini 4-61
PU: Bell 13-121, 3TD; Milton 7-85;

TACKLES:

IOWA: Koerner 13; Nieman 8; Moss 7; Nixon 7
PU: Alexander 10; Trice 7



IOWA FOOTBALL

NORTHWESTERN (2-0, 2-0) at IOWA (0-2, 0-2)

SATURDAY, OCT. 31, 2020 -- KINNICK STADIUM

	1	2	3	4	FINAL
NORTHWESTERN	0	14	7	0	21
IOWA	17	3	0	0	20

ATTENDANCE: 1,432

TEMPERATURE: 61 DEGREES

TIME OF GAME: 3 HOURS, 16 MINUTES

IOWA NOTES

DT Daviyon Nixon set career highs with 11 tackles and 3.0 tackles for loss. He set a then-career high with 7 tackles Week 1. Through two games, he has 18 tackles, 5.5 tackles for loss, and 2.0 sacks.

WR Ihmir Smith-Marsette set a career high with seven receptions. He had 84 yards receiving to move past Bill Schultz and Dallas Clark in career receiving yards (1,354).

QB Spencer Petras threw his first career touchdown, a 7-yard toss to WR Brandon Smith in the first quarter. Petras completed 26 passes on 50 attempts. No Hawkeye since at least 1982 completed more passes or had more attempts in their Kinnick Stadium debut. The 50 attempts are the most by a Hawkeye quarterback since Jake Rudock threw 56 times against Maryland in 2014. The 26 attempts are the most by a Hawkeye quarterback since Nate Stanley completed 27 passes against Northwestern in 2018.

K Keith Duncan scored eight points today to move past Mark Weisman for 11th all-time in career scoring (200). He connect on field goals of 22 and 47 yards, and has made nine consecutive field goal attempts.

LB Seth Benson had a game and career-high 13 tackles in his first career start. Rily Moss (9) and Zach VanValkenburg (7) also had career highs in tackles.

FS Jack Koerner intercepted a pass in the fourth quarter, his first of the season and second of his career.

TE Sam LaPorta matched his career high with six receptions.

The Hawkeyes' last eight losses have been one-possession games. Those eight losses have been by a combined 30 points.

Iowa had won five straight games when recovering at least two opponent fumbles. Its last loss with two fumble recoveries was against Nebraska in 2012 (L, 13-7).

Iowa won the toss and deferred. The Hawkeyes have played 268 games under head coach Kirk Ferentz. Iowa has opened the game on offense 201 times (126-75). The Hawkeyes have opened the game on defense 67 times (36-31).

SCORING SUMMARY

First Quarter

IA -- Brandon Smith, 7-yard pass from Petras (Duncan kick)

IA -- Tyler Goodson, 15-yard touchdown rush (Duncan kick)

IA -- Keith Duncan, 22-yard field goal

Second Quarter

NU -- Kyric McGowan, 3-yard touchdown rush (Kuhbänder kick)

IA -- Keith Duncan, 47-yard field goal

NU -- Jesse Brown, 1-yard touchdown rush (Kuhbänder kick)

Third Quarter

NU -- Jesse Brown, 2-yard touchdown rush (Kuhbänder kick)

TEAM STATS

NORTHWESTERN	TEAM STATS	IOWA
18	First Downs	20
60-143	Rushes-Yards	23-77
130	Passing Yards	216
11-18-1	Com-Att-Int	26-51-3
78-273	Total Offense	74-293
6-41.7	Punts-Avg.	4-196
3-2	Fumbles-Lost	0-0
6-45	Penalties-Yards	3-20
33:33	Possession Time	26:27

INDIVIDUAL LEADERS

RUSHING:

NU: Isaih Bowser 25-85; Ramsey 12-26; Brown 10-21 2 TD
IOWA: Goodson 13-43; Sargent 4-20; Petras 5-14

PASSING:

NU: Ramsey 11-18-130, 0 TD, 1 INT
IOWA: Petras 26-50-3, 1 TD, 3 INT

RECEIVING:

NU: McGowan 5-63; Chiaokhiao 4-37
IOWA: Smith-Marsette 7-84; LaPorta 6-46; Smith 3-19 1 TD

TACKLES:

NU: Bergin 12; Fisher 11; Gallagher 11
IOWA: Benson 13; Nixon 11; Niemann 10



IOWA FOOTBALL

MICHIGAN STATE (1-2, 1-2) at IOWA (1-2, 1-2)

SATURDAY, NOV. 7, 2020 -- KINNICK STADIUM

	1	2	3	4	FINAL	ATTENDANCE: 1,441
MICHIGAN STATE	0	0	7	0	7	TEMPERATURE: 66 DEGREES
IOWA	14	21	7	7	49	TIME OF GAME: 3 HOURS, 20 MINUTES

IOWA NOTES

Kirk Ferentz won his 163rd game as a member of the Big Ten Conference, passing Joe Paterno for fourth all-time in league history. Ferentz is one of five coaches in Big Ten Conference history to win at least 150 games as a member of the Big Ten Conference. The top five includes Woody Hayes (202), Amos Alonzo Stagg (199), Bo Schembechler (194), Kirk Ferentz (163) and Joe Paterno (162).

RB Tyler Goodson rushed for 113 yards. His 71-yard rush in the third quarter is a career long and pushed him over the 100 yard mark, his second career 100-yard rushing game. had two rushing touchdowns today (3, 9). It is his first career multi-touchdown game. Goodson has started the last seven games at running back. He has seven rushing touchdowns over the last seven games.

DB Riley Moss's 54-yard interception return for a touchdown was Iowa's first interception return for a touchdown since the 2019 Holiday Bowl (Nick Niemann). Iowa has at least one pick-six in 13 consecutive seasons, and at least one interception returned for a touchdown in 18 of the last 20 seasons.

WR Charlie Jones returned a punt 54 yards for a touchdown in the second quarter. It is his first career punt return for a touchdown, and Iowa's first since 2018 (Kyle Groenenweg, 61 yards at Illinois). Jones had a then career-best 31-yard punt return in the second quarter to set up Iowa's third touchdown drive.

WR Charlie Jones had 105 punt return yards on five returns (21.0 avg.). In all of 2019, Iowa returned 15 punts for 121 yards (8.1 avg.).

P Tory Taylor averaged 45.9 yards on seven punts, including a career-long 61 yard punt in the second quarter. He had two punts of 50-plus yards and five punts downed inside the 20. Taylor entered the game leading the Big Ten with 46.1 yards per punt.

Iowa scored 49 points today, the most in series history. It is the third time in the series Iowa top 40 points (44 in 2002, 41 in 1980). The 49 points scored are the most by the Hawkeyes at Kinnick Stadium since defeating Ohio State, 55-24 in 2017,

Iowa had three interceptions (Jack Koerner, Barrington Wade, Riley Moss), its first three-interception game since 2018 at Illinois. Iowa has at least one interception in the last 10 games. Iowa has 14 interceptions over the last 10 games, and 59 interceptions since 2017.

Iowa returned a punt and interception for a touchdown in the same game for the first time since 2014 vs. Nebraska (Lowdermilk 17-yard INT, Drew Ott 12-yard punt).

The Hawkeyes scored a touchdown on offense, defense and special teams for the second time in the last four games (USC at 2019 Holiday Bowl).

SCORING SUMMARY

First Quarter

IA -- Tyler Goodson, 3-yard touchdown rush (Duncan kick)
IA -- Brandon Smith, 14-yard pass from Petras (Duncan kick)

Second Quarter

IA -- Tyler Goodson, 9-yard touchdown rush (Duncan kick)
IA -- Charlie Jones, 54-yard punt return (Duncan kick)
IA -- Riley Moss, 54-yard interception return (Duncan kick)

Third Quarter

MSU -- Tyler Hunt, 1-yard touchdown rush (Coghlin kick)
IA -- Mekhi Sargent, 2-yard touchdown rush (Duncan kick)

Fourth Quarter

IA -- Mekhi Sargent, 6-yard touchdown rush (Duncan kick)

TEAM STATS

MICHIGAN STATE	TEAM STATS	IOWA
10	First Downs	19
32-59	Rushes-Yards	226
227	Passing Yards	179
17-38-3	Com-Att-Int	16-29-0
70-286	Total Offense	70-405
10-40.5	Punts-Avg.	7-45.9
1-0	Fumbles-Lost	1-0
8-55	Penalties-Yards	6-35
27:55	Possession Time	32:05

INDIVIDUAL LEADERS

RUSHING:

MSU: Simmons 9-34; Wright 5-15
IOWA: Goodson 14-113, 2 TD; Jones 2-38; Sargent 9-31

PASSING:

MSU: Lombardi 17-37-227 0 TD, 3 INT
IOWA: Petras 15-27-167, 1 TD

RECEIVING:

MSU: Nailor 4-119; Gillison 3-26
IOWA: Tracy 4-38; Smith 3-35 1 TD; Ragaini 3-32

TACKLES:

MSU: Dowell 7; Henderson 6; Harvey 5; Kline 5
IOWA: Benson 8; Niemann 7; Golston 6



IOWA FOOTBALL

IOWA (2-2, 2-2) at MINNESOTA (2-2, 2-2)

FRIDAY, NOV. 13, 2020 -- KINNICK STADIUM

	1	2	3	4	FINAL
IOWA	7	7	0	21	35
MINNESOTA	0	0	0	7	7

ATTENDANCE: 771

TEMPERATURE: 33 DEGREES

TIME OF GAME: 3 HOURS, 14 MINUTES

IOWA NOTES

Iowa has won six straight in the series, its longest win streak in series history (114 meetings).

Iowa retained possession of Floyd of Rosedale. The series is tied 42-42-2 advantage in the series with Floyd of Rosedale on the line. Iowa has won 16 of the last 20 meetings against Minnesota, and is 17-4 in their last 21 rivalry trophy games (Iowa State, Minnesota, Nebraska, Wisconsin).

RB Tyler Goodson rushed for a career-high 142 yards. It is his second straight 100-yard rushing game, and the third of his career. The last Iowa player to have consecutive 100-yard rushing games was RB Mekhi Sargent in 2018 (121 vs. ILL, 173 vs. NEB). Goodson had two rushing touchdowns (7, 1), his second straight game with two rushing touchdowns. He has started the last eight games at running back. He has nine rushing touchdowns over the last seven games.

FS Jack Koerner recorded an interception in the second quarter, his third straight game with an interception.

DB Riley Moss intercepted a pass in the fourth quarter (62 yards return), his second of the season and his fourth career interception against Minnesota. Moss has two interceptions in 2018 in his first career start, and had an interception in 2019 on Minnesota's final play of the game. Moss's 62-yard interception tonight returns ties for the 18th longest in school history.

FS Jack Koerner blocked Minnesota's 39-yard field goal attempt. It is Iowa's first blocked field goal since 2017 (Anthony Nelson vs. Penn State).

DL Zach VanValkenburg had a career-high three sacks, the most by a Hawkeye since A.J. Epenesa had 4.5 against Nebraska in 2019.

LB Jack Campbell made his first appearance of the season and had a career-high five tackles.

K Keith Duncan connected on three extra points tonight to tie Akrum Wadley for 10th on Iowa's all-time scoring list (210).

WR Nico Ragaini scored his first career rushing touchdown (1 yard) in the first quarter. It was his second career rush attempt.

The Hawkeyes have at least one interception in 11 straight games. They have 16 interceptions during that stretch. The last time Iowa had a stretch of at least 11 games with an interception was 2008, when the Hawkeyes intercepted a pass in each of the 13 games.

Minnesota scored its only points of the game with 14 seconds left in the fourth quarter. The Gophers came into the game averaging 36.3 points per game.

SCORING SUMMARY

First Quarter

IA -- Nico Ragaini, 1-yard touchdown rush (Duncan kick)

Second Quarter

IA -- Tyler Goodson, 7-yard touchdown rush (Duncan kick)

Fourth Quarter

IA -- Ihmir Smith-Marsette, 8-yard pass from Petras (kick failed)

IA -- Tyler Goodson, 1-yard touchdown rush (Goodson run)

IA -- Mekhi Sargent, 14-yard touchdown rush (Duncan kick)

MN -- Bateman, 4-yard pass from Morgan (Lantz kick)

TEAM STATS

IOWA	TEAM STATS	MINNESOTA
20	First Downs	19
35-235	Rushes-Yards	40-145
111	Passing Yards	167
9-18-1	Com-Att-Int	16-33-2
53-346	Total Offense	312
3-133	Punts-Avg.	6-221
0-0	Fumbles-Lost	0-0
2-25	Penalties-Yards	8-85
23:50	Possession Time	36:10

INDIVIDUAL LEADERS

RUSHING:

IOWA: Goodson 20-142, 2 TD; Sargent 9-86, 1 TD
MINN: Mohamed 33-144

PASSING:

IOWA: Petras 9-18-111, 1 TD, 1 INT
MINN: Morgan 16-33-167, 1 TD, 2 INT

RECEIVING:

IOWA: Tracy 3-36; Smith-Marsette 2-20, 1 TD
MINN: Bateman 8-111, 1 TD, Autman-Bell 3-24

TACKLES:

IOWA: Benson 7; Niemann 7
MINN: Durr 5, Otomewo 4



IOWA FOOTBALL

IOWA (3-2, 3-2) at PENN STATE (0-5, 0-5)
SATURDAY, NOV. 21, 2020 -- BEAVER STADIUM

	1	2	3	4	FINAL
IOWA	3	21	7	10	41
PENN STATE	7	0	14	0	21

ATTENDANCE: 1,500
TEMPERATURE: 54 DEGREES
TIME OF GAME: 3 HOURS, 26 MINUTES

IOWA NOTES

Kirk Ferentz now has 100 Big Ten wins as Iowa's head coach, the fourth most of any coach in Big Ten Conference history. He joins Woody Hayes (153), Bo Schembechler (143) and Amos Alonzo Stagg (115) in the 100 Win Club.

LB Nick Niemann had a career-high 17 tackles, the most by a Hawkeye since Anthony Hitchens had 19 tackles against Iowa State in 2012. He had 13 tackles in the first half. He is the third Hawkeye this season to register at least 13 tackles in a single game (Koerner 13 vs. Purdue; Benson 13 vs. Northwestern). The last time Iowa had three different players record at least 13 tackles in a single game in the same season was 2015 (Cole Fisher, Josey Jewell, Jordan Lomax).

DL Zach VanValkenburg recovered two fumbles today. Iowa scored touchdowns on both possessions following the turnover. VanValkenburg has three fumble recoveries this season.

DE Chauncey Golston recorded an interception in the fourth-quarter, his first of the season and the third of his career.

DT Daviyon Nixon recorded his first career interception in the fourth quarter and returned it 71 yards for a touchdown. The 71 yard return ties for the 14th longest in program history. Iowa has two interceptions returned for a touchdown this season, and at least one pick-six in 13 consecutive seasons, and at least one interception returned for a touchdown in 18 of the last 20 seasons.

RB Mekhi Sargent rushed 15 times for 101 yards, his first 100-yard rushing game of the season and the third of his career.

RB Mekhi Sargent had two 1-yard rushing touchdowns in the second quarter. It is his fifth career multi-touchdown game. He has six rushing touchdowns this season (1, 2, 6, 14, 1, 1), and five in the last three games. Sargent has 20 career touchdowns (19 rush, 1 receiving). He is the 17th player in program history to score 20 or more career touchdowns.

K Keith Duncan scored 11 points to raise his career total to 221, sixth most in program history.

RB Tyler Goodson had a 10-yard rushing touchdown in the second quarter. Goodson has started the last nine games at running back and has 10 rushing touchdowns during that stretch.

Iowa had two interceptions today. The Hawkeyes have at least one interception in 12 straight games.

Iowa scored 24 points on four takeaways.

The Hawkeyes are averaging 33.0 points per game, their highest total since 2002 (36.5).

SCORING SUMMARY

First Quarter

IA -- Keith Duncan, 40-yard field goal
 PSU - Keyvone Lee, 6-yard touchdown rush (Pinegar kick)

Second Quarter

IA -- Tyler Goodson, 10-yard touchdown rush (Duncan kick)
 IA -- Mekhi Sargent, 1-yard touchdown rush (Duncan kick)
 IA -- Mekhi Sargent, 1-yard touchdown rush (Duncan kick)

Third Quarter

IA -- Spencer Petras, 3-yard touchdown rush (Duncan kick)
 PSU - Brenton Strange, 28-yard reception from Clifford (kick failed)
 PSU - Jahan Dotson, 68-yard pass from Clifford (Keyvone Lee reception)

Fourth Quarter

IA -- Keith Duncan, 24-yard field goal
 IA -- Daviyon Nixon, 71-yard interception return (Duncan kick)

TEAM STATS

IOWA	TEAM STATS	PENN STATE
24	First Downs	19
46-175	Rushes-Yards	35-62
186	Passing Yards	280
18-28-0	Com-Att-Int	26-38-2
74-361	Total Offense	73-342
5-44.4	Punts-Avg.	4-45.2
2-1	Fumbles-Lost	3-2
6-45	Penalties-Yards	2-15
31:50	Possession Time	28:10

INDIVIDUAL LEADERS

RUSHING:

IOWA: Sargent 15-101, 2 TD; Goodson 20-78, 1 TD
 PSU: Levis 15-34, Clifford 6-13

PASSING:

IOWA: Petras 18-28-186
 PSU: Clifford 13-22-174, 2 TD, 2 INT

RECEIVING:

IOWA: Ragaini 4-46; LaPorta 3-32; Smith 3-27
 PSU: Dotson 8-139 1 TD, Lee 6-41

TACKLES:

IOWA: Niemann 17, Benson 8, Moss 7
 PSU: Wade 10, Brisker 8, Luketa 7



IOWA FOOTBALL

IOWA (4-2, 4-2) vs. NEBRASKA (1-4, 1-4)

FRIDAY, NOV. 27, 2020 -- KINNICK STADIUM

	1	2	3	4	FINAL
NEBRASKA	0	13	7	0	20
IOWA	10	3	7	6	26

ATTENDANCE: 1,469

TEMPERATURE: 40 DEGREES

TIME OF GAME: 3 HOURS, 16 MINUTES

IOWA NOTES

RB Mekhi Sargent's 2-yard touchdown rush in the third quarter was his 20th career rushing touchdown. He is the 11th player in program history to have 20 or more rushing touchdowns. He has seven rushing touchdowns this season (1, 2, 6, 14, 1, 1, 2), and six in the last four games.

DL Daviyon Nixon had 8 tackles, including 3.0 tackles for loss. He entered the game with 8.5 TFL, second in the Big Ten. Nixon 3.0 TLF against Northwestern.

RB Tyler Goodson rushed for 111 yards on a career-high 30 carries (he had 11 carries for 24 yards at halftime). It is his fourth career 100-yard rushing game, and third this season (113 vs. Michigan State, 142 at Minnesota). The last Hawkeye to rush at least 30 times in a game was Jordan Canzeri, 43 carries vs. Illinois in 2015.

WR Ihmir Smith-Marsette had 3 receptions for 44 yards. He became the 25th player in program history to surpass 1,400 career receiving yards, raising his career total to 1,443.

K Keith Duncan moved into the top five in career field goals made. Duncan connected on four (32,33, 48, 37) field goals, passing Tom Nichol (45) and raising his career total to 44.

DB Terry Roberts recovered a fumbled punt in the fourth quarter. It is Roberts second fumble recovery of the season (Northwestern).

Hawkeyes are 18-4 in their last 22 rivalry trophy games (Iowa State, Minnesota, Nebraska, Wisconsin). Iowa has won six straight against Nebraska and seven of the last eight meetings.

Iowa's opening drive of the second was its longest scoring drive of the season in terms of plays and time of possession (14 plays, 66 yards, 6:18).

Iowa won the toss and elected to receive. The Hawkeyes have played 272 games under head coach Kirk Ferentz. Iowa has opened the game on offense 205 times (130-75). The Hawkeyes have opened the game on defense 67 times (36-31).

Instant Replay

- 1) Nebraska reception (confirmed)
- 2) Nebraska touchdown (confirmed)

SCORING SUMMARY

First Quarter

- IA -- Keith Duncan, 32-yard field goal
- IA -- Tyrone Tracy, 6-yard pass from Petras (Duncan kick)

Second Quarter

- NEB -- Connor Culp, 31-yard field goal
- NEB -- Connor Culp, 39-yard field goal
- IA -- Keith Duncan, 33-yard field goal
- NEB -- Adrian Martinez, 1-yard touchdown rush (Culp kick)

Third Quarter

- NEB -- Rahmir Johnson, 12-yard touchdown rush (Culp kick)
- IA -- Mekhi Sargent, 2-yard touchdown rush (Duncan kick)

Fourth Quarter

- IA -- Keith Duncan, 48-yard field goal
- IA -- Keith Duncan, 37-yard field goal

TEAM STATS

NEBRASKA	TEAM STATS	IOWA
20	First Downs	22
38-143	Rushes-Yards	45-129
195	Passing Yards	193
21-25-0	Com-Att-Int	18-30-1
63-338	Total Offense	75-322
5-185	Punts-Yards	2-81
4-2	Fumbles-Lost	2-0
4-40	Penalties-Yards	2-20
25:36	Possession Time	34:24

INDIVIDUAL LEADERS

RUSHING:

NEB: Robinson 6-42; McCaffrey 5-42
IOWA: Goodson 30-111; Sargent 5-18 1 TD

PASSING:

NEB: Martinez 18-20-174, 0 TD, 0 INT; McCaffrey 3-5,-0 0 TD, 0 INT
IOWA: Petras 18-30-193, 1 TD, 1 INT

RECEIVING:

NEB: Robinson 9-75, Vokolek 3-31
IOWA: LaPorta 5-38; Smith-Marsette 3-44, SMith 3-28

TACKLES:

NEB: Reimer 12, Honas 8, Williams 7, Domann 7, Dismuke 7
IOWA: Niemann 12, Hankins 9, Campbell 8, Nixon 8



IOWA FOOTBALL

#19 IOWA (5-2, 5-2) vs. ILLINOIS (2-4, 2-4)

SATURDAY, DEC. 5, 2020 -- MEMORIAL STADIUM

	1	2	3	4	FINAL
#19 IOWA	0	13	8	14	35
ILLINOIS	7	7	0	7	21

ATTENDANCE: 875

TEMPERATURE: 44 DEGREES

TIME OF GAME: 3 HOURS, 19 MINUTES

IOWA NOTES

Iowa extended its winning streak to five games. Iowa has won five straight in the same season for the first time since 2015, when it opened the season 12-0. Iowa has outscored its last five opponents, 186-76, averaging 37.2 points per game during the winning streak.

The win was Iowa's seventh straight against Illinois.

Iowa trailed Illinois, 14-0, in the second quarter. The last time Iowa won a game in which it trailed by at least 14 points was Nov. 23, 2013. The Hawkeyes trailed Michigan 21-7 in the second quarter, and scored the final 17 points of the game to win, 24-21. The Hawkeyes scored on four straight possessions after trailing 14-0 (TD, FG, FG, TD).

QB Spencer Petras threw a career-high three touchdowns (24 yards to TE Sam LaPorta, 4 yards to WR Ihmir Smith-Marsette, 16 yards to TE Shaun Beyer).

WR Ihmir Smith-Marsette's 9-yard reception in the first quarter was the 100th reception of his career. He is the 24th player in program history to have 100 or more receptions. Smith-Marsette had two touchdowns today, a 4-yard reception and a 13-yard rush.

TE Sam LaPorta scored his first career touchdown, a 22-yard reception from QB Spencer Petras.

TE Shaun Beyer scored his first career touchdown, a 16-yard reception from QB Spencer Petras.

WR Brandon Smith had a season high 5 receptions and a season-high 58 yards. His 7-yard reception in the third quarter put him over 1,000 career receiving yards. He is the 43rd player in program history to reach 1,000 career receiving yards. Smith has 88 career receptions for 1,016 yards.

DB Matt Hankins had 3 tackles today, including 2 solo stops. He 161 career tackles (100 solo).

DE Chauncy Golston matched a career high with 8 tackles.

DL Daviyon Nixon had 1.5 tackles for loss. He entered the game leading the Big Ten with 11.5 TFL.

K Keith Duncan connected on a 40-yard field goal in the second quarter. It was his 19th career field of 40 yards or more, tying Nate Kaeding for the most in school history. Duncan's 27-yard field goal in the second quarter was No. 50 of his career. Duncan has 50 career field goals, fifth all-time.

Iowa has played 21 straight games without surrendering 25 points, the longest streak in the nation among Power 5 teams.

SCORING SUMMARY

First Quarter

ILL -- Daniel Barker, 24-reception from Peters (McCourt kick)

Second Quarter

ILL -- Josh Imatorbhebhe, 12-reception from Peters (McCourt kick)

IA -- Sam LaPorta, 22-yard reception from Petras (Duncan kick)

IA -- Keith Duncan, 40-yard field goal

IA -- Keith Duncan, 27-yard field goal

Third Quarter

IA -- Ihmir Smith-Marsette, 4-yard reception from Petras (2-pt, Goodson)

Fouth Quarter

IA -- Shaun Beyer, 16-yard reception from Petras (Duncan kick)

IA -- Ihmir Smith-Marsette, 14-yard rush (Duncan)

ILL -- Carlos Sandy, 29-yard reception from Williams (McCourt kick)

TEAM STATS

IOWA	TEAM STATS	ILLINOIS
22	First Downs	20
38-204	Rushes-Yards	38-149
220	Passing Yards	199
18-28-0	Com-Att-Int	17-35
66-424	Total Offense	73-348
5-210	Punts-Yards	7-266
1-0	Fumbles-Lost	0-0
3-22	Penalties-Yards	3-30
30:26	Possession Time	29:34

INDIVIDUAL LEADERS

RUSHING:

IOWA: Goodson 19-92; Sargent 10-54; Smith-Marsette 2-44 1 TD
ILL: Brown 18-83; Williams 6-38

PASSING:

IOWA: Petras 18-28-220, 3 TD, 0 INT
ILL: Peters 10-18-116, 2 TD, 0 INT; Williams 7-16-83, 1 TD, 0 INT

RECEIVING:

IOWA: Smith 5-58; LaPorta 4-57 1 TD; Smith-Marsette 4-32 1 TD
ILL: Imatorbhebhe 4-48 1 TD; Barker 4-40 1 TD

TACKLES:

IOWA: Niemann 8; Golston 8; VanValkenberg 5; Nixon 5; Campbell 5
ILL: Adams 10; Hansen 7; Carney 7



IOWA FOOTBALL

33 Bowl Games

11 Big Ten Championships

28 Consensus All-Americans

14 CFB Hall of Fame Inductees

Offense

Pos.No.	Name	Ht.	Wt.	Yr.	Hometown (Previous School)
WR.....12	** Brandon Smith ^	6-2	215	Sr.	Lake Cormorant, Miss. (Lake Cormorant)
3	* Tyrone Tracy, Jr.	5-11	203	So.	Camby, Ind. (Decatur Central)
TE.....84	* Sam LaPorta ^	6-4	249	So.	Highland, Ill. (Highland)
42	*** Shaun Beyer	6-5	248	Sr.	Shellsburg, Iowa (Cedar Rapids Kennedy)
LT77	*** Alaric Jackson	6-6	315	Sr.	Detroit, Mich. (Renaissance)
56	Nick DeJong	6-6	296	#Fr.	Pella, Iowa (Pella)
LG73	* Cody Ince	6-4	285	So.	Balsa Lake, Wis. (Unity)
78	Mason Richman ^	6-6	289	Fr.	Leawood, Kan. (Blue Valley)
C65	* Tyler Linderbaum	6-3	289	So.	Solon, Iowa (Solon)
63	Justin Britt	6-3	293	#Fr.	Indianapolis, Ind. (Warren Central)
RG61	*** Cole Banwart	6-4	296	Sr.	Ottosen, Iowa (Algona)
64	* Kyler Schott	6-2	293	Jr.	Coggan, Iowa (North Linn)
RT.....79	* Jack Plumb	6-7	293	So.	Green Bay, Wis. (Bay Port)
71	** Mark Kallenberger	6-5	290	Jr.	Bettendorf, Iowa (Bettendorf)
51	Coy Cronk	6-5	305	Sr.	Lafayette, Ind. (Central Catholic/Indiana)
WR.....6	*** Ihmir Smith-Marsette ^	6-1	179	Sr.	Newark, N.J. (Weequahic)
89	* Nico Ragaini	6-0	193	So.	East Haven, Conn. (Avon Old Farms Prep)
QB.....7	Spencer Petras	6-5	231	So.	San Rafael, Calif. (Marin Catholic)
8	Alex Padilla	6-1	198	#Fr.	Greenwood Village, Co. (Cherry Creek)
RB15	* Tyler Goodson ^	5-10	200	So.	Suwanee, Ga. (North Gwinnett)
10	** Mekhi Sargent	5-9	209	Sr.	Key West, Fla. (Key West/Iowa Western)
21	** Ivory Kelly-Martin	5-10	204	Jr.	Plainfield, Ill. (Oswego East)
FB.....38	* Monte Pottebaum	6-1	244	So.	Larchwood, Iowa (West Lyon)
40	Turner Pallissard	6-0	248	So.	Frankfort, Ill. (Lincoln-Way East)
PK3	** Keith Duncan	5-10	179	Sr.	Weddington, N.C. (Weddington)
10	* Caleb Shudak	5-8	178	Sr.	Council Bluffs, Iowa (Lewis Central)

Defense

Pos.No.	Name	Ht.	Wt.	Yr.	Hometown (Previous School)
LE.....57	** Chauncey Golston	6-5	270	Sr.	Detroit, Mich. (East English Village)
13	* Joe Evans	6-2	248	So.	Ames, Iowa (Ames)
LT54	* Daviyon Nixon	6-3	305	Jr.	Kenosha, Wis. (Indian Trail/Iowa Western)
99	* Noah Shannon	6-0	288	So.	Aurora, Ill. (Oswego)
RT.....96	Jack Heffin	6-4	312	Sr.	Prophetstown, Ill. (Eric-Prophetstown/Northern Ill.)
74	* Austin Schulte	6-4	283	Sr.	Pella, Iowa (Pella)
66	* Dalles Jacobus	6-0	294	Sr.	Palo, Iowa (Cedar Rapids Kennedy)
RE97	* Zach VanValkenburg	6-4	270	Sr.	Zeeland, Mich. (Zeeland West)
92	* John Waggoner	6-5	271	So.	Des Moines, Iowa (Dowling)
Leo/Cash....35	** Barrington Wade	6-1	236	Sr.	Skokie, Ill. (Niles North)
4	* Dane Belton ^	6-1	205	So.	Tampa Fla. (Jesuit)
MLB44	* Seth Benson	6-0	231	So.	Sioux Falls, S.D. (Washington)
31	** Jack Campbell ^	6-5	243	So.	Cedar Falls, Iowa (Cedar Falls)
WLB49	*** Nick Niemann	6-4	233	Sr.	Sycamore, Ill. (Sycamore)
5	Jestin Jacobs	6-4	235	#Fr.	Englewood, Ohio (Northmont)
LC.....8	*** Matt Hankins ^	6-0	180	Sr.	Lewisville, Tex. (Marcus)
27	Jermari Harris	6-1	177	#Fr.	Chicago, Ill. (Montini Catholic)
SS.....26	* Kaeon Merriweather	6-0	205	So.	Belleville, Mich. (Belleville)
4	* Dane Belton ^	6-1	205	So.	Tapa Fla. (Jesuit)
FS.....28	** Jack Koerner	6-0	205	Jr.	Des Moines, Iowa (Dowling)
30	Quinn Schulte	6-1	197	#Fr.	Cedar Rapids, Iowa (Xavier)
RC33	** Riley Moss ^	6-1	191	Jr.	Ankeny, Iowa (Centennial)
22	* Terry Roberts	5-10	177	So.	Erie, Pa. (Cathedral Prep)
PT.....9	Tory Taylor ^	6-4	225	Fr.	Melbourne, Australia (Haileybury College)
2	Ryan Gersonde	6-4	194	Jr.	Milwaukee, Wis. (Marquette)

Punt Returns: 16 Charlie Jones

Kickoff Returns: 6 Ihmir Smith-Marsette

Deep Snaps: 18 Austin Spiewak

Holder: 2 Ryan Gersonde

* -- Letters won ^ -- Redshirt year still available

-- Indicates redshirt freshman





IOWA FOOTBALL

2020 Numerical Roster

No.	Name	Pos.	No.	Name	Pos.	No.	Name	Pos.
1	Aaron Blom	K	27	Jack Johnson	WR	58	Taylor Fox.....	DL
1	Nolan Donald	WR	28 **	Jack Koerner	DB	60	Noah Fenske.....	OL
2	Ryan Gersonde.....	P	28	Isaiah Wagner	WR	61 ***	Cole Banwart.....	OL
2	Deuce Hogan	QB	29	Sebastian Castro.....	DB	63	Justin Britt	OL
3 **	Keith Duncan.....	PK	29	Jackson Ritter	WR	64 *	Kyler Schott.....	OL
3 *	Tyrone Tracy, Jr.....	WR	30	Quinn Schulte.....	DB	65 *	Tyler Linderbaum	OL
4 *	Dane Belton ^.....	DB	31 *	Jack Campbell ^.....	LB	66 *	Dalles Jacobus.....	DL
4	Leshon Williams	RB	32	Johnny Plewa	FB	69	Tyler Endres	OL
5	Jestin Jacobs	LB	33 **	Riley Moss ^.....	DB	71 **	Mark Kallenberger.....	OL
6 ***	Ihmir Smith-Marsette ^.....	WR	34	Jay Higgins.....	LB	73 *	Cody Ince	OL
7	Reggie Bracy.....	DB	35 **	Barrington Wade	LB	74 *	Austin Schulte	DL
7	Spencer Petras	QB	36	Mike Timm.....	LB	75	Josh Volk.....	OL
8 ***	Matt Hankins ^.....	DB	37	Kyler Fisher	DB	76	Tyler Elsbury	OL
8	Alex Padilla	QB	38 *	Monte Pottebaum.....	FB	77 ***	Alaric Jackson	OL
9	Jack Combs	WR	40	Turner Pallissard	FB	78	Mason Richman	OL
9	Tory Taylor.....	P	40	Josef Smith	LB	79 *	Jack Plumb.....	OL
10 **	Mekhi Sargent.....	RB	41	Colton Dinsdale.....	FB	80	Josiah Miamen.....	TE
10 *	Caleb Shudak.....	PK	42 ***	Shaun Beyer	TE	81	Desmond Hutson	WR
11	Connor Kapisak.....	QB	43	Matt Lorbeck ^.....	DL	83	Alec Kritta	WR
11	AJ Lawson.....	DB	44 *	Seth Benson.....	LB	84 *	Sam LaPorta ^.....	TE
12 **	Brandon Smith ^.....	WR	45	Deontae Craig	DL	85	Luke Lachey.....	TE
13 *	Joe Evans	DE	45	Nick Phelps	P	85	Logan Lee	DL
13 **	Henry Marchese.....	DB	46	Logan Klemp	LB	86	Tommy Kujawa.....	TE
14	Quavon Matthews	WR	47	Nick Anderson	LB	86	Jameson Witte	DL
15	Dallas Craddieth.....	DB	47	Andrew Wilson	TE	87	Elijah Yelverton.....	TE
15 *	Tyler Goodson ^.....	RB	48	Ethan Hurkett	DL	88	Isaiah Bruce	DL
16	Charlie Jones	WR	48	Bryce Schulte	TE	88	Jackson Frericks	TE
17	Brenden Deasfernanades	DB	49 ***	Nick Niemann.....	LB	89 *	Nico Ragaini.....	WR
17	Wyatt Wegener.....	WR	50	Zach Kluver.....	LS	91	Lukas Van Ness	DL
18	Austin Spiewak.....	LS	50	Louie Stec	DT	92 *	John Waggoner	DL
18	Diante Vines.....	WR	51	Coy Cronk	OL	93	Jake Karchinski	DL
19 **	Max Cooper ^.....	WR	52	Asher Fahey.....	OL	94	Yahya Black	DL
20	Keontae Lockett	RB	53	Spencer Daufeldt	DL	95	Logan Jones.....	DL
21	Thomas Hartlieb.....	DB	54	Matt Fagan	OL	96	Lucas Amaya.....	K
21 **	Ivory Kelly-Martin	RB	54 *	Daviyon Nixon	DT	96	Jack Heflin.....	DL
22 *	Terry Roberts.....	DB	55	Luke Empen	OL	97	Liam Reardon.....	LS
25	Gavin Williams	RB	56	Nick DeJong.....	OL	97 *	Zach VanValkenburg	DL
26	Jamison Heinz.....	WR	57 **	Chauncey Golston.....	DL	98	Chris Reames	DL
26 *	Kaevon Merriweather	DB	57	Clayton Thurm.....	OL	99 *	Noah Shannon	DL
27	Jermari Harris.....	DB						

* - - indicates letters won