



# IOWA FOOTBALL

## IOWA HAWKEYES (6-2, 6-2)

10/24	at Purdue*	L, 20-24
10/31	Northwestern*	L, 20-21
11/7	Michigan State*	W, 49-7
11/13	at Minnesota*	W, 35-7
11/21	at Penn State*	W, 41-21
11/27	Nebraska*	W, 26-20
12/5	at Illinois*	W, 35-21
12/12	#25 Wisconsin*	W, 28-7
12/19	Michigan	Canceled
12/30	Missouri	Canceled

\* -- Big Ten Conference Game

## IOWA HAWKEYES 2021 SCHEDULE

9/4	Indiana*
9/11	at Iowa State
9/18	Kent State
9/25	Colorado State
10/2	at Northwestern*
10/9	Penn State*
10/23	at Maryland*
10/30	Purdue*
11/6	Nebraska*
11/13	Minnesota*
11/20	Illinois*
11/27	at Wisconsin*

\* -- Big Ten Conference Game

## BIG TEN STANDINGS

### WEST DIVISION

Team	Big Ten	Pct.	Overall	Pct
Northwestern	6-1	.857	7-2	.778
<b>IOWA</b>	<b>6-2</b>	<b>.750</b>	<b>6-2</b>	<b>.750</b>
Wisconsin	3-3	.500	4-3	.571
Minnesota	3-4	.429	3-4	.429
Nebraska	3-5	.375	3-5	.375
Purdue	2-4	.333	2-4	.333
Illinois	2-6	.250	2-6	.250

### EAST DIVISION

Team	Big Ten	Pct.	Overall	Pct.
Ohio State	5-0	1.000	7-1	.875
Indiana	6-1	.857	6-2	.750
Penn State	4-5	.444	4-5	.444
Maryland	2-3	.400	2-3	.400
Rutgers	3-6	.333	3-6	.333
Michigan	2-4	.333	2-4	.333
Michigan State	2-5	.286	2-5	.286



1

Iowa won its last six games, outscoring its opponents 214-83. Iowa averaged 35.7 points per game and allowed 13.8 ppg during the winning streak. Iowa won six straight Big Ten games for the fifth time in the last 30 seasons (2020, 2015, 2008, 2004, 1991). Iowa scored at least 25 points in each of its six wins.

2

Iowa was 3-0 in trophy games in 2020 and is 22-4 in its last 26 trophy games. The Hawkeyes defended Floyd of Rosedale at Minnesota on Nov. 13 (W, 35-7), the Heroes Trophy with a 26-20 win on Nov. 27 against Nebraska and reclaimed the Heartland Trophy on Dec. 12 with a 28-7 win vs. Wisconsin.

3

DT Daviyon Nixon earned first-team All-America recognition on all five All-America teams to become the ninth unanimous consensus All-America selection in school history. Nixon is Iowa's sixth consensus All-American in the last seven years. He was named Big Ten Defensive Player and Defensive Lineman of the Year.

4

DT Daviyon Nixon led a defensive front that included first-team All-Big Ten DE Chauncey Golston and second-team All-Big Ten DE Zach VanValkenburg. The trio led an Iowa defense that ranked second in the Big Ten in sacks (22.0) and fifth in tackles for loss (52.0). Nixon and Golston tied for second in the Big Ten lead with 5.5 sacks.

5

QB Spencer Petras, an honorable mention All-Big Ten selection, was 92-156 (59.0) with 1,088 passing yards (181.3 ypg) during Iowa's six-game winning streak to end the season. He threw eight touchdowns and two interceptions over the last six games.

6

Iowa has played 22 straight games without surrendering 25 points, the longest streak in the nation among Power 5 teams. The Hawkeyes ranked No. 1 in the nation in 2020 in defensive yards per play (4.3). Iowa ranked No. 2 in the conference in total defense (313.8) and scoring defense (16.0), No. 3 in rush defense (107.6) and No. 5 in pass defense (206.1).

7

Iowa had two of the country's top returners. Charlie Jones led the B1G and ranked 11th in the country averaging 10.5 yards per punt return. He had one punt return for a TD (54 yards vs. Michigan State). WR Ihmir Smith-Marsette averaged 22.0 yards per kickoff return in 2020 and finished his career ranked No. 2 in B1G history in kickoff return average (28.7).

8

RB Tyler Goodson led the Hawkeyes and ranked third in the Big Ten with 762 rushing yards. Goodson had seven rushing touchdowns, tied for fourth in the Big Ten with teammate Mekhi Sargent. He was named first-team All-Big Ten by coaches, media and Associated Press.

9

The Hawkeyes ranked third in the Big Ten with 11 interceptions (Indiana 17; Northwestern 14). Iowa has 64 interceptions since 2017, tied for the most by any team in the country. DE Zach VanValkenburg had four fumble recoveries this season, tied for the most in the country. Iowa scored 76 points off turnovers in 2020 (30 percent of total points).

10

K Keith Duncan led the Big Ten with 14 made field goals. Duncan is Iowa's all-time career leader in field goal percentage (82.5). He made 52-of-63 career field goal attempts, including a school-record 20 field goals made of 40 or more yards. He was 14-of-18 on field goal attempts this season.



**DT DAVIYON NIXON**

**UNANIMOUS CONSENSUS ALL-AMERICAN**

**NAGURSKI-WOODSON BIG DEFENSIVE PLAYER OF THE YEAR**  
**SMITH-BROWN BIG DEFENSIVE LINEMAN OF THE YEAR**



**QB**

**7 SPENCER PETRAS | SO | 6-5 | 231**  
*San Rafael, California (Marin Catholic)*  
 • 8 career starts/13 career games played  
 • 32.3 ppg, most by QB since Banks in '02 (36.5)  
 • 92-156-1,088 during 6-game win streak (8 TD, 2 INT)  
 • Honorable mention All-Big Ten  
 • Career high 3 passing TDs Week 7 at ILL

**RB**


**15 TYLER GOODSON | SO | 5-10 | 200**  
*Suwanee, Georgia (North Gwinnett)*  
 • 11 career starts/21 career games played  
 • First-team All-Big Ten  
 • Doak Walker Award preseason watch list  
 • 762 rushing yards, third in the BIG  
 • 7 rushing TDs tied for fourth in Big Ten

**RB**


**10 MEKHI SARGENT | SR | 5-9 | 209**  
*Key West, Florida (Key West)*  
 • 13 career starts/34 career games played  
 • Honorable mention All-Big Ten  
 • 7 rushing TDs tied for fourth in Big Ten  
 • 5.7 yards per carry, seventh in Big Ten  
 • 20 career rush TDs (11 players in school history w/20)

**LT**

**77 ALARIC JACKSON | SR | 6-6 | 315**  
*Detroit, Michigan (Renaissance)*  
 • 42 career starts/42 career games played  
 • 42 career starts, all at LT  
 • First-team All-Big Ten  
 • Outland Trophy Preseason Watch List  
 • Pre-season first-team AA (Pick Six Previews)

**LG**

**73 CODY INCE | SO | 6-4 | 285**  
*Balsam Lake, Wisconsin (Unity)*  
 • 6 career starts/18 career games played  
 • Honorable mention All-Big Ten  
 • First career starts Weeks 3-8  
 • Appeared in 11 games in 2019  
 • Redshirted, saw no action in 2018

**C**

**65 TYLER LINDERBAUM | SO | 6-3 | 288**  
*Solon, Iowa (Solon)*  
 • 21 career starts/22 career games played  
 • Rimington Award finalist  
 • First-team All-American, Pro Football Focus  
 • First-team All-Big Ten  
 • 21 straight starts at center

**RG**

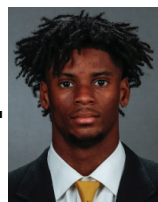
**61 COLE BANWART | SR | 6-4 | 296**  
*Ottosen, Iowa (Algona)*  
 • 17 career starts/26 career games played  
 • Second-team All-Big Ten  
 • 2020 Leadership Group  
 • Started Weeks 1, 3-8 at RG, started Week 2 at LG  
 • Injured in Week 5 of '19, missed remainder of season

**RT**

**71 MARK KALLENBERGER | SO | 6-5 | 290**  
*Bettendorf, Iowa (Bettendorf)*  
 • 9 career starts/22 career games played  
 • Honorable mention All-Big Ten  
 • 4 career starts at RG, 1 start at LG, 4 starts at RT  
 • 1st career start at tackle Week 3 vs. Michigan State  
 • 2018 Academic All-Big Ten

**WR**

**12 BRANDON SMITH | SR | 6-2 | 215**  
*Lake Cormorant, Mississippi (Lake Cormorant)*  
 • 27 career starts/42 career games played  
 • 2 of Iowa's 9 receiving TDs (7 yards, 14 yards)  
 • 23 receptions, 231 yards in 2020  
 • 9 career TD, 2 in '18; 5 in '19; 2 in '20  
 • State champion high jumper in Mississippi (6' 6")

**WR**

**6 IHMIR SMITH-MARSETTE | SR | 6-1 | 179**  
*Newark, New Jersey (Weequahic)*  
 • 20 career starts/44 career games played  
 • 20 career TDs (14 receiving, 4 rushing, 2 KO return)  
 • Honorable mention All-Big Ten  
 • Averaged 28.8 yds on 53 KO returns, second all-time BIG  
 • Team-high 345 rec. yards (1,615 career yards, 18th all-time)

**WR**


**3 TYRONE TRACY, JR. | SO | 5-11 | 203**  
*Camby, Indiana (Decatur Central)*  
 • 12 career starts/25 career games played  
 • 14 receptions, 154 yards, 1 TD in 2020  
 • 2020 Leadership Group  
 • 36 rec., 589 yds (second on team), 3 TDs in '19  
 • Communications major

**WR**


**89 NICO RAGAINI | SO | 6-0 | 193**  
*East Haven, Conn. (Notre Dame/Avon Old Farms Prep)*  
 • 5 career starts/24 career games played  
 • 18 receptions, 191 rec. yards, 1 rush TD in 2020  
 • 46 receptions led team in '19  
 • Tied for third on team with 439 receiving yards in '19  
 • Enrolled in 2018 spring and participated in spring practice

**WR**

**16 CHARLIE JONES | JR | 6-0 | 187**  
*Deerfield, Illinois (Deerfield)*  
 • 0 career starts/8 career games played  
 • Second-team All-Big Ten  
 • 10.5 punt return avg. led BIG and ranks 10th in nation  
 • 54-yard punt return TD Week 3 vs. Michigan State  
 • Joined program as a walk-on in 2019, scholarship in 2020

**TE**

**84 SAM LAPORTA | SO | 6-4 | 249**  
*Highland, Illinois (Highland)*  
 • 6 career starts/20 career games played  
 • Team-high 27 receptions  
 • Second on team with 271 receiving yards  
 • Mackey preseason watch list  
 • First career touchdown Week 7 at ILL (22 yards)

**TE**

**42 SHAUN BEYER | JR | 6-5 | 248**  
*Shellsburg, Iowa (Cedar Rapids Kennedy)*  
 • 14 career starts/36 career games played  
 • 11 receptions, 158 yards, 1 TD in 2020  
 • First career touchdown Week 7 at ILL (16 yards)  
 • Moved from WR to TE following 2016 season  
 • Three-time Academic All-Big Ten

**K**

**3 KEITH DUNCAN | SR | 5-10 | 180**  
*Weddington, North Carolina (Weddington)*  
 • 2020 Lou Groza Award preseason watch list  
 • Second-team All-Big Ten by AP  
 • Semifinalist for Burlsworth Award  
 • Iowa's all-time leader in FG percentage (52-63) 82.5%  
 • 20 career FG 40+ yards, most in program history

DE



**57 CHAUNCEY GOLSTON | SR | 6-5 | 270**  
*Detroit, Michigan (East English Village Prep)*  
 • 21 career starts/46 career games played  
 • First-team All-Big Ten  
 • Lott IMPACT semifinalist  
 • 45 tackles, 8.5 TFL (58 yards), 5.5 sacks (47 yards)  
 • 5.5 sacks tied for second in Big Ten (Daviyon Nixon)

DT



**54 DAVIYON NIXON | JR | 6-3 | 305**  
*Kenosha, Wisconsin (Indian Trail/Iowa Western)*  
 • 9 career starts/21 career games played  
 • Big Ten Defensive Player of the Year  
 • Nagurski, Outland finalist; Bednarik semifinalist  
 • Leads Big Ten in TFL (13.5), T-2nd in sacks (5.5)  
 • 41 tackles, most among B1G d-lineman

DL




**96 JACK HEFLIN | SR | 6-4 | 312**  
*Prophetstown, Illinois (Erie-Prophetstown/NIU)*  
 • 7 career starts/8 career games played (at Iowa)  
 • Joined Iowa in '20 as grad transfer from No. Illinois  
 • Tied career-high 7 tackles Week 2 (most as a Hawkeye)  
 • '19 HM All-American (Football Pro Focus)  
 • Second-team All-MAC by league coaches in '19

DE




**97 ZACH VANVALKENBURG | SR | 6-4 | 270**  
*Zeeland, Michigan (Zeeland West)*  
 • 8 career starts/19 career games played  
 • Second-team All-Big Ten  
 • 4 fumble recoveries, tied most in the country  
 • 3.5 sacks rank 12th in Big Ten  
 • 8.5 TFL rank eighth in Big Ten

LB




**49 NICK NIEMANN | SR | 6-4 | 233**  
*Sycamore, Illinois (Sycamore)*  
 • 21 career starts/45 career games played  
 • Third-team All-Big Ten  
 • Team-high 77 tackles, fifth in B1G  
 • Career-high 17 tackles Week 5 at Penn State  
 • Son of Hawkeye assistant coach Jay Niemann

LB



**44 SETH BENSON | SO | 6-0 | 231**  
*Sioux Falls, South Dakota (Washington)*  
 • 7 career starts/23 career games played  
 • Honorable mention All-Big Ten  
 • First career start Week 2, career-high 13 tackles  
 • 47 tackles ranked second on the team  
 • 11 career tackles entering the season

LB




**31 JACK CAMPBELL | SO | 6-5 | 243**  
*Cedar Falls, Iowa (Cedar Falls)*  
 • 1 career start/15 career games played  
 • Missed Week 1-3 (mononucleosis)  
 • Returned to action Week 4 at Minn, recording 5 tackles  
 • First career INT Week 8 vs. Wisconsin  
 • 2020 Leadership Group

LB  
SS

**4 DANE BELTON | SO | 6-1 | 205**  
*Tampa, Florida (Jesuit)*  
 • 12 career starts/16 career games played  
 • Honorable mention All-Big Ten  
 • 33 tackles, tied for team-high 5 pass break-ups in 2020  
 • Started all 8 games in '20 (2 SS, 6 CASH)  
 • 2020 Leadership Group

DB




**8 MATT HANKINS | SR | 6-0 | 180**  
*Lewisville, Texas (Marcus)*  
 • 27 career starts/37 career games played  
 • Honorable mention All-Big Ten  
 • 41 tackles, 1 INT (9 yards), in 2020  
 • Tied for team lead with 5 pass break-ups (Belton)  
 • 58 tackles, 7 breakups, 2 INT in '19

SS



**26 KAEVON MERRIWEATHER | SO | 6-0 | 220**  
*Belleville, Michigan (Belleville)*  
 • 5 career starts/19 career games played  
 • Started Weeks 2-3, 5-7 at SS  
 • Tied career high 5 tackles Week 2 (second career start)  
 • Redshirted in '19 after seeing action in just two games  
 • 1 of 12 true freshmen to see action in 2018

FS



**28 JACK KOERNER | JR | 6-0 | 205**  
*Des Moines, Iowa (Dowling)*  
 • 19 career starts/33 career games played  
 • Second-team All-Big Ten  
 • 3 INTs ties for sixth in Big Ten  
 • Tied for third on team with 45 tackles  
 • Tied career-high 13 tackles Week 1 (1 TFL, 1 yard)

DB



**33 RILEY MOSS | JR | 6-1 | 190**  
*Ankeny, Iowa (Centennial)*  
 • 15 career starts/30 career games played  
 • Honorable mention All-Big Ten  
 • 43 tackles ranked sixth on the team  
 • 2 INT in 2020, 1 returned for TD (54 yards vs. MSU)  
 • Started all eight games at right corner

DE



**13 JOE EVANS | SO | 6-2 | 248**  
*Ames, Iowa (Ames)*  
 • 0 career starts/16 career games played  
 • Team-high 4 QBH  
 • Moved from LB to DE during '19 spring practice  
 • Joined program as a walk-on in 2018, scholarship in 2020  
 • Enterprise Leadership major

LB



**35 BARRINGTON WADE | SR | 6-1 | 236**  
*Skokie, Illinois (Niles North)*  
 • 4 career starts/33 career games played  
 • 2 INTs in 2020  
 • 12 tackles, 1 sack (9), 1 TFL (9)  
 • First career sack (9) and INT (16) Week 1  
 • Enterprise Leadership major

DL



**99 NOAH SHANNON | SO | 6-0 | 294**  
*Aurora, Illinois (Oswego)*  
 • 1 career start/15 career games played  
 • 11 tackles, 0.5 sacks (5 yards), 1 PBU in 2020  
 • 13 career tackles, 1 forced fumble, 1 fumble recovery  
 • Redshirted in 2018, did not see action  
 • Enterprise Leadership major

P



**9 TORY TAYLOR | FR | 6-4 | 225**  
*Melbourne, Australia (Haileybury College HS)*  
 • Big Ten Punter of the Year  
 • First-team Freshman All-America (FWAA, 247sports.com)  
 • Ray Guy Award semifinalist  
 • 44.1 yards per punt rank third in B1G, 19th in nation  
 • 18 of 40 punts inside the 20, 9 inside the 10, one touchback

## GENERAL INFORMATION

**Location:** Iowa City, Iowa  
**Founded:** 1847  
**Enrollment:** 30,448  
**President:** Bruce Harreld  
**Director of Athletics:** Gary Barta  
**Conference:** Big Ten (West Division)  
**Nickname:** Hawkeyes  
**Mascot:** Herky  
**Colors:** Black and Gold (PMS 116)  
**First Year of Football:** 1889  
**All-Time Record:** 665-561-39  
**All-Time Bowl Record:** 17-15-1  
**National Champions:** 1921, '22 '56, '58, '60

## STADIUM INFORMATION

**Stadium:** Kinnick Stadium  
**Opened:** 1929  
**Capacity:** 69,250  
**Playing Surface:** Field Turf  
**All-Time Record:** 298-188-15

IOWA COACHES  
GAME DAY LOCATIONS

## OFFENSE

Brian Ferentz (field)	Off. Coord./TE's
Ken O'Keefe (field)	Quarterbacks
Derrick Foster (field)	Running Backs
Kelton Copeland (booth)	Wide Receivers
Tim Polasek (field)	Offensive Line
Dylan Chmura (booth)	Grad. Assistant
Keeston Terry (field)	Grad. Assistant

## DEFENSE

Phil Parker (field)	Def. Coord./DBs
Kelvin Bell (field)	Defensive Line
Jay Niemann (booth)	Asst. Defensive Line
Seth Wallace (field)	Asst. Def. Coord./LBs

## SPECIAL TEAMS

LeVar Woods (field)	ST Coordinator
---------------------	----------------

## UI ATHLETIC COMMUNICATIONS

**Office:** (319) 335-9411  
**Director (Contact):** Steve Roe  
**E-Mail:** ..... steven-roe@uiowa.edu  
**Associate (Secondary Contact):** Matt Weitzel  
**E-Mail:** ..... matthew-weitzel@uiowa.edu  
**Associate:** Chris Brewer  
**E-Mail:** ... christopher-brewer@uiowa.edu  
**Associate:** James Allan  
**E-Mail:** ..... james-allan@uiowa.edu  
**Administrative Assistant:** Rhonda Wetjen  
**E-Mail:** ..... rhonda-wetjen@uiowa.edu

## Mailing Address:

S300 Carver-Hawkeye Arena  
 Iowa City, IA 52242-1020

## NIXON BECOMES UNANIMOUS ALL-AMERICAN

Junior DT Daviyon Nixon earned first-team All-America recognition on all five All-America teams to become the ninth unanimous consensus All-America selection in school history. Linebacker Josey Jewell was Iowa's most recent unanimous All-American selection in 2017.

Nixon, a Kenosha, Wisconsin, native, is Iowa's sixth consensus All-American in the last seven years and 27th player in school history to be named a consensus All-American and 29th overall (Calvin Jones (1954, '55 and Larry Station (1984, '85) were honored twice).

Nixon is Iowa's first consensus defensive lineman since Adrian Clayborn in 2010 and first consensus defensive tackle since Jared DeVries in 1998. He is the sixth defensive lineman in school history to garner consensus All-American status.

Nixon, the Nagurski-Woodson Defensive Player of the Year and the Smith-Brown Defensive Lineman of the Year in the Big Ten, led the conference in tackles for loss (13.5), tied for second in the Big Ten in sacks (5.5), and tied teammate Chauncey Golston for most tackles by a Big Ten defensive lineman (45).

## D-LINE EMERGES AMONG BIG TEN'S BEST

Iowa has played 22 straight games without surrendering 25 points, the longest streak in the nation among Power 5 teams. The Hawkeyes ranked No.1 in the nation in defensive yards per play in 2020 (4.3).

Consensus All-American, Big Ten Defensive Player and Defensive Lineman of the Year DT Daviyon Nixon led a defensive front that included first-team All-Big Ten DE Chauncey Golston and second-team All-Big Ten DE Zach VanValkenburg. Nixon was the first Hawkeye to earn both awards in the same season. LB Josey Jewell was named defensive player of the year in 2017, and DT Mitch King was named defensive lineman of the year in 2008.

The trio led an Iowa defense that ranked second in the Big Ten in sacks (22.0) and fifth in tackles for loss (52.0). Nixon and Golston tied for second in the Big Ten lead with 5.5 sacks. Nixon leads the conference with 13.5 tackles for loss. Golston and VanValkenburg tied for eighth in the conference with 8.5 tackles for loss.

Iowa ranked No. 2 in the conference in total defense (313.8) and scoring defense (16.0), No. 3 in rush defense (107.6) and No. 5 in pass defense (206.1)

Nixon had two games this season (Northwestern, Nebraska) with three tackles for loss. He set career highs in tackles in Week 1 and Week 2, registering seven stops in the season opener at Purdue, and besting that with 11 tackles in the home opener against Northwestern. He recorded his first career interception Week 5 at Penn State, returning it 71 yards for a touchdown. It was his first touchdown scored at any level in his playing career. The 71-yard return ties for the 14th longest interception return in program history.

VanValkenburg had a career-high three sacks Week 4 at Minnesota, the most by a Hawkeye since A.J. Epenesa had 4.5 against Nebraska in 2019. He had four fumble recoveries this season, tied for the most in the country. His 3.5 sacks tied for 12th in the Big Ten.

Golston had a career-best nine tackles against Wisconsin in Week 8. He was the lone returning frontline starter on a defense that ranked in the top 20 in scoring, rushing, passing, and total defense in 2019. He intercepted a pass at Penn State, his third career interception, and forced a fumble on Nebraska's final play to help Iowa defeat the Huskers, 26-20. The forced fumble was the first of his career.

## HAWKEYE HISTORY

Iowa has played 1,269 games since beginning football in 1889. Iowa's overall record is 666-562-39 (.541). That includes a 414-223-16 (.646) record in home games, a 251-339-23 (.428) record in games away from Iowa City, a 341-383-25 (.471) mark in Big Ten games and a 298-188-15 (.610) record in Kinnick Stadium.

## WINNING ON THE ROAD

With wins at Minnesota, Penn State and Illinois, Iowa won three straight Big Ten road games in a single season for the first time since 2016 (at Rutgers, at Minnesota, at Purdue). Iowa posted a .500 or above road record for all games played for the eighth straight season.



## HEAD COACH KIRK FERENTZ

Kirk Ferentz (pronounced FAIR-rintz, rhymes with parents) completed his 22nd season as head coach at Iowa. He is the dean of NCAA Division I football coaches and is Iowa's all-time winningest coach, surpassing Hayden Fry in 2019. His contract runs through the 2025 season.



- Named Big Ten Coach of the Year for the fourth time in his career (2002, 2004, 2009, 2015). Only Michigan's Bo Schembechler (6) has more conference coach of the year awards.
- Guided Iowa to Big Ten titles in 2002 and 2004, and the Big Ten West Division title in 2015.
- Named Woody Hayes, Eddie Robinson, and Bobby Dodd Coach of the Year in 2015. Was a finalist for the Maxwell Football Club, Paul "Bear" Bryant Coach of the Year award.
- Ferentz is fourth all-time with 168 overall wins as a member of the Big Ten. He has 103 Big Ten wins, which ranks fourth all-time.
- Named the 2002 Associated Press and Walter Camp National Coach of the Year and AFCA Regional Coach of the Year.
- Iowa has made two BCS bowl appearances, including a 24-14 win in the 2010 FedEx Orange Bowl, and one CFP Bowl (2016).
- Iowa has played in 11 January bowl games with five January bowl victories (2004 Outback Bowl, 2005 Capital One Bowl, 2009 Outback Bowl, 2010 FedEx Orange Bowl, 2019 Outback Bowl).
- Iowa has posted a 159-85 (.652) overall mark and an 99-63 (.611) Big Ten record since 2001. Ferentz has placed in the top one-half of the conference 14 times, including Big Ten titles in 2002 and 2004, a second-place finish in 2009, and a West Division title in 2015.
- At Iowa, Ferentz holds an overall record of 168-106 (.613) and a 103-77 (.572) mark in Big Ten games. He is Iowa's all-time winningest football coach with 168 wins. In 25 seasons as a college head coach, he holds a career mark of 180-127 (.586).
- The only Division I head coach to coach three sons at the same college. Brian, an assistant coach since 2012 and Iowa's offensive coordinator, was a Hawkeye letterman from 2003-05. James was a three-year starter on the Hawkeye offensive line before graduating in May, 2013. Steven was a senior offensive lineman in 2016.

### FERENTZ COACHING RECORD AT IOWA (22nd year)

YEAR	OVERALL	(PCT)	BIG TEN	(PCT)	BOWL
2020	6-2	.750	6-2	.750	Music City
2019	10-3	.769	6-3	.667	Holiday
2018	9-4	.692	5-4	.556	Outback
2017	8-5	.615	4-5	.444	Pinstripe
2016	8-5	.615	6-3	.667	Outback
2015	12-2	.857	8-0	1.000	Rose
2014	7-6	.538	4-4	.500	TaxSlayer
2013	8-5	.615	5-3	.625	Outback
2012	4-8	.333	2-6	.250	---
2011	7-6	.538	4-4	.500	Insight
2010	8-5	.615	4-4	.500	Insight
2009	11-2	.846	6-2	.750	Orange
2008	9-4	.692	5-3	.625	Outback
2007	6-6	.500	4-4	.500	---
2006	6-7	.462	2-6	.250	Alamo
2005	7-5	.583	5-3	.625	Outback
2004	10-2	.833	7-1	.875	Capital One
2003	10-3	.769	5-3	.625	Outback
2002	11-2	.846	8-0	1.000	Orange
2001	7-5	.583	4-4	.500	Alamo
2000	3-9	.250	3-5	.375	---
1999	1-10	.091	0-8	.000	---
<b>Overall</b>	<b>168-106</b>	<b>.613</b>	<b>103-77</b>	<b>.572</b>	

### FERENTZ AMONG BIG TEN'S BEST

Head coach Kirk Ferentz has 103 Big Ten wins as Iowa's head coach, the fourth most of any coach in Big Ten Conference history. The Hawkeyes defeated Penn State, 41-21, on Nov. 21, 2020, to earn Ferentz's 100th conference win.

Ferentz's 168 wins in all games coached as a member of the Big Ten Conference rank fourth all-time in league history. He is one of five coaches in Big Ten Conference history to win at least 150 games as a member of the Big Ten Conference. The top five include Woody Hayes (202), Amos Alonzo Stagg (199), Bo Schembechler (194), Ferentz (168) and Joe Paterno (162).

Ferentz (168-106) became Iowa's all-time winningest coach on Sept. 1, 2018. The Hawkeyes defeated Northern Illinois, 33-7. It was Ferentz's 144th win as Iowa's head coach, one more than his predecessor, Hayden Fry (143-89-6). Fry coached Iowa for 20 years (1979-98). Ferentz completed his 22nd season in 2020. Both Ferentz (168, 103) and Fry (143, 96) rank in the top five in overall wins and Big Ten wins. Only Iowa and Michigan have two coaches ranked in the top 10 of both win categories (Bo Schembechler 194, 143; and Lloyd Carr 122, 81). Iowa is the only school in the country to have just two head football coaches since 1979.

### FERENTZ TOPS IN LONGEVITY

Kirk Ferentz completed his 22nd season as Iowa's head football coach in 2020. He is the longest tenured active head coach in college football. Ferentz was named Iowa head coach on Dec. 2, 1998. Gary Patterson of TCU is No. 2 in coaching tenure. Patterson's first year with the Horned Frogs was 2001. Among Big Ten coaches, only Pat Fitzgerald (2006) has been at his current school for 10 seasons or more. Iowa is the only school to have just two head football coaches since 1979.

Defensive coordinator Phil Parker is in his 22nd season on Iowa's staff, his ninth as defensive coordinator. He is the longest tenured defensive coordinator in FBS. Quarterbacks coach Ken O'Keefe was on Ferentz's original coaching staff before he left for the NFL following the 2011 season. He returned to Iowa in 2017 to coach Iowa's quarterbacks.

Ferentz is the only Division I coach to coach three sons. Brian Ferentz, a former Hawkeye letterman and captain (2003-05), is in his eighth season on Iowa's coaching staff. James Ferentz was a three-year starter on the Hawkeye offensive line and a team captain before graduating in 2013. Steven was an offensive lineman and letterwinner in 2015 and 2016.

### IN THE RANKINGS

The Hawkeyes finished the season ranked 15th in the coaches poll and 16th in the AP poll. It marks the 26th time in program history that Iowa finished the season ranked in the top 25. Iowa has finished ranked 15th or better in the AP poll six times in 21 seasons under head coach Kirk Ferentz. These are Iowa's most recent wins versus nationally-ranked opponents:

Home: 28-7 over #25 Wisconsin 12/12/20  
 23-19 over #7 Minnesota, 11/16/19  
 55-24 over #3 Ohio State, 11/4/17  
 Road: 40-10 over #20 Northwestern, 10/17/15  
 10-6 over #18 Wisconsin, 10/3/15  
 38-28 over #24 Michigan, 10/16/10  
 Neutral: 49-24 over #22 USC, Holiday Bowl, 12/27/19  
 27-22 over #18 Mississippi State, Outback Bowl, 1/1/19  
 27-24 over #12 Missouri, Insight Bowl, 12/28/10



## OVERALL WINS

(all games played as member of B1G)

	Coach, Team	Wins	Seasons	Years
1.	Woody Hayes, OSU	205	28	1951-78
2.	Amos Alonzo Stagg, CHI	199	37	1896-32
3.	Bo Schembechler, MICH	194	21	1969-89
4.	<b>Kirk Ferentz, IOWA</b>	<b>168</b>	<b>22</b>	<b>1999-pr.</b>
5.	Joe Paterno, PSU	162	19	1993-11
6.	Hayden Fry, IOWA	143	20	1979-98
7.	Henry Williams, MINN	136	22	1900-21
8.	Robert Zuppke, ILL	131	29	1913-41
9.	Lloyd Carr, MICH	122	13	1995-07
10.	Barry Alvarez, WIS	119	18	1990-05

## BIG TEN CONFERENCE WINS

	Coach, Team	Wins	Seasons	Years
1.	Woody Hayes, OSU	153	28	1951-78
2.	Bo Schembechler, MICH	143	21	1969-89
3.	Amos Alonzo Stagg, CHI	115	37	1896-32
4.	<b>Kirk Ferentz, IOWA</b>	<b>103</b>	<b>22</b>	<b>1999-pr.</b>
5.	Hayden Fry, IOWA	96	20	1979-98
6.	Joe Paterno, PSU	95	19	1993-11
7.	Lloyd Carr, MICH	81	13	1995-07
8.	Robert Zuppke, ILL	76	29	1913-41
9.	Duffy Daugherty, MSU	72	19	1954-72
10.	John Cooper	70	13	1988-00

## HAWKEYES UNDER FERENTZ

Overall .....	168-106
vs. ranked teams.....	30-46
vs. unranked teams .....	137-60
vs. Big Ten teams .....	103-78
vs. Big Ten teams (home).....	57-30
vs. Big Ten teams (away).....	46-47
vs. Big Ten teams (neutral) .....	0-1
When rushing for 150 yards or more .....	105-18
When rushing for 200 yards or more .....	68-6
When passing for 250 yards or more .....	47-26
When passing for 300 yards or more .....	16-8
When Iowa player rushes for 100 yards .....	95-25
When opponent has 100-yard rusher .....	23-48
When opponent has 300-yard passer .....	18-13
When scoring 30 points or more.....	93-9
When scoring 20 points or more.....	130-44
When opponent scores 25 points or more.....	19-62
When holding opponent to 10 pts or less .....	66-2
When Iowa scores first .....	128-36
When Iowa leads at halftime.....	136-28
When Iowa trails at halftime .....	24-76
When game is tied at halftime .....	9-5
When Iowa leads after 3 quarters .....	142-19
When Iowa trails after 3 quarters.....	17-81
When game is tied after 3 quarters.....	9-6
Games decided by 11 points or more .....	99-35
Games decided by 10 points or less .....	53-56
Games decided by 7 points or less .....	44-54
Games decided by 3 points or less .....	21-34
When Iowa has a positive turnover margin .....	103-24
When opponent has a positive turnover margin .....	23-55
When the turnover margin is equal .....	38-24
When returning a punt/kickoff for a score .....	13-6
Overtime games .....	7-5
When temperature is 50 degrees or above.....	109-77
When temperature is below 50 degrees .....	56-26
When temperature is over 90 degrees.....	4-4
When raining:.....	15-9

## ABOUT THE SIX

- Iowa finished the season with six straight Big Ten wins after opening the season with losses at Purdue (24-20) and to Northwestern (21-20).
- Iowa won six straight Big Ten games for the fifth time in the last 30 years (2020, 2015, 2008, 2004, 1991). Iowa won eight straight conference games in 2015 and 2008, and seven straight in 2004 and 1991.
- Iowa scored at least 25 points in each of its six wins. It is the second time in school history Iowa has scored 25 points or more in six straight wins (2015, seven games).

## BIG TEN BOWL GAMES SINCE 2001

The Hawkeyes have been bowl eligible 19 times in the last 20 seasons. Iowa accepted an invitation to the 2020 Music City Bowl, but the game was cancelled due to the COVID-19 pandemic.

Iowa head coach Kirk Ferentz is one bowl win shy of tying Joe Paterno (10) for most bowl wins as a member of the Big Ten Conference. Ferentz has a 9-8 bowl record and has led Iowa to three straight bowl wins, tying its longest such streak in program history. Ferentz's nine bowl wins tie Barry Alvarez for second in Big Ten history.

Seventeen coaches have won 10 or more bowl games in their career. Ferentz's nine bowl wins ties Les Miles (Kansas) for 18th all-time. Among active coaches, only Nick Saban (16), Mack Brown (14), Gary Patterson (11), Kyle Whittingham (11), Mike Gundy (10) and Dabo Swinney (10) have more bowl wins than Ferentz.

Since the 2001 season, only Ohio State (11) and Wisconsin (10) have more bowl wins (including FCS Playoffs and the BCS championship game), than Iowa. Iowa is 17-15-1 all-time in bowl games. The following are the records for Big Ten teams in bowl games since 2001:

Team	Record	Pct.	Team	Record	Pct.
Ohio State	11-9	.550	Nebraska	6-8	.429
<b>IOWA</b>	<b>9-8</b>	<b>.529</b>	Maryland	5-5	.500
Wisconsin	10-9	.526	Northwestern	5-7	.417
Penn State	8-8	.500	Purdue	4-6	.400
Michigan State	7-7	.500	Michigan	4-12	.250
Minnesota	7-7	.500	Illinois	2-4	.333
Rutgers	6-3	.667	Indiana	0-4	.000

## WARMING UP THE ARM

Iowa won its last six games, outscoring its opponents 214-83. Iowa averaged 35.7 points per game and allowed 13.8 ppg during the winning streak.

QB Spencer Petras, an honorable mention All-Big Ten selection, was 92-156 (59.0) with 1,088 passing yards (181.3 ypg) during Iowa's six-game winning streak. He threw eight touchdowns and two interceptions over the last six games. Petras had 245 pass attempts, third most in the Big Ten (Ramsey and Clifford both played nine games). He entered the season with 11 career pass attempts. His 1,569 passing yards ranked fifth in the Big Ten.

The Hawkeyes averaged 31.8 points per game this season, their highest total since 2002 (36.5).

Petras threw for 481 yards in Weeks 1-2, the most by an Iowa quarterback since Jake Rudock passed for 572 yards in the first two games of 2014. His 265 passing yards Week 1 were the most by a Hawkeye quarterback making his first career start since Jon Beutjer in 2000 (380 yards). Petras was the fifth Hawkeye quarterback under Ferentz to make his first career start on opening day. He led the Iowa offense to 460 total yards, its highest total in a Big Ten game since 2018 against Indiana (479).

Petras threw 50 times Week 2 in his Kinnick Stadium debut. The last Iowa quarterback to throw the ball 50 or more times in a game was Jake Rudock, who attempted 56 passes against Maryland in 2014.



### IOWA CAREER RECEIVING YARDS

Name	Rec-Yards	Years
1. Marvin McNutt, Jr.	170-2,861	2008-11
2. D. Johnson-Koulianos	173-2,616	2007-10
3. Tim Dwight	139-2,271	1994-97
4. Danan Hughes	146-2,216	1989-92
5. Ronnie Harmon	146-2,045	1982-85
6. Kevin Kasper	157-1,974	1997-00
7. Dave Moritz	109-1,912	1980-83
8. Kahlil Hill	152-1,892	1998-01
9. Clinton Solomon	118-1,864	02, 04-05
10. Harold Jasper	107-1,863	1991-94
=====		
15. Matt VandeBerg	134-1,686	2013-17
16. Bill Happel	112-1,685	1982-85
17. Al Bream	114-1,642	1966-68
18. Ihmir Smith-Marsette	110-1,615	2017-20

### IOWA CAREER ALL-PURPOSE YARDS

Name	Rec-Yards	Years
1. Sedrick Shaw	5,043	1993-96
2. Ronnie Harmon	4,985	1982-85
3. Tim Dwight	4,890	1994-97
4. Ladell Betts	4,397	1998-01
5. D. Jn-Koulianos	4,256	2007-10
6. Tavian Banks	4,155	1994-97
7. Albert Young	4,121	2004-07
8. Kahlil Hill	3,966	1998-01
9. Akrum Wadley	3,904	2014-17
10. I. Smith-Marsette	3,415	2017-20

### BIG TEN CAREER KICKOFF RETURN AVERAGE (Minimum 40)

Name (KOR-Yards)	Avg.	Years
1. Stan Brown, PUR (49-1,412)	28.8	1968-70
2. Ihmir Smith-Marsette, IOWA (53-1,520)	28.7	2018-20
3. Desmond Howard, MICH (45-1,211)	26.9	1989-91
4. Jordan Hall, OSU (49-1,308)	26.7	2010-13
5. Anthony Carter, MICH (63-1,606)	26.3	1979-82
6. Curtis Duncan, NU (50-1,308)	26.2	1983-86
7. Ameer Abdullah, NEB (61-1,592)	26.1	2011-14
8. Kahlil Hill, IOWA (58-1,509)	26.0	1998-01
Raheem Mostert, PUR (88-2,289)	26.0	2011-14
Desmond King, IOWA (56-1,458)	26.0	2013-17
11. William Likely, MD (87-2,233)	25.7	2013-16

### CAREER RUSHING TOUCHDOWNS

Name	TD	YEARS
1. Tavian Banks	33	1994-97
Sedrick Shaw	33	1993-96
3. Mark Weisman	32	2012-14
4. Akrum Wadley	28	2014-17
5. Ladell Betts	25	1998-01
6. David Hudson	24	1985-88
7. Albert Young	23	2004-07
8. Shonn Greene	22	2005-06, 08
Ronnie Harmon	22	1982-85
Owen Gill	22	1981-84
11. Mekhi Sargent	20	2018-20

### IHMIR SMITH-MARSETTE LEADS RECEIVING CORPS

WR Ihmir Smith-Marsette led Iowa with 345 receiving yards. He set a career-high with 140 receiving yards Dec. 12 against Wisconsin, his final game as a Hawkeye. The 140 receiving yards were the most by a Hawkeye since WR Marvin McNutt had 151 yards against Purdue in 2011. The effort earned Smith-Marsette Big Ten Offensive Player of the Week honors.

Smith-Marsette caught two touchdown passes against the Badgers and had four touchdowns in the last two games (3 receiving, 1 rushing) of 2020. He scored five touchdowns in 2020, and finished his career with 20 touchdowns (14 receiving, 4 rushing, 2 kickoff return). He is one of 18 players in school history with 20 career touchdowns.

Smith-Marsette had 1,615 career receiving yards (18th all-time) on 110 career receptions (17th all-time). He had 3,415 all-purpose yards (10th all-time).

Iowa wide receivers accounted for 80 of the team's 141 receptions (56.7 percent). WR Nico Ragaini, WR Brandon Smith, Smith-Marsette and WR Tyrone Tracy combined for 80 receptions and 921 receiving yards. The receivers had seven of Iowa's nine touchdown receptions (Smith-Marsette 8 yards, 4 yards, 53 yards, 19 yards; Smith 7, 14; Tracy 6), and two of Iowa's rushing touchdowns (Ragaini 1; Smith-Marsette 13).

### RETURN TO SENDER

Iowa had two of the country's top returners. Junior Charlie Jones led the Big Ten and ranked 11th in the country averaging 10.5 yards per punt return. He had one punt return for a touchdown (54 yards vs. Michigan State). Senior WR Ihmir Smith-Marsette averaged 22.0 yards per kickoff return in 2020 and finished his career ranked No. 2 in Big Ten history in kickoff return average. He averaged 28.7 yards on 53 career kickoff returns. His 1,520 kickoff return yards rank third all-time in program history (Douthitt 1,762; Johnson-Koulianos 1,575).

Jones was named second-team All-Big Ten by the coaches and third-team All-Big Ten by the media. Smith-Marsette was named honorable mention All-Big Ten by the coaches and media.

### GOODSON LEADS GROUND GAME

RB Tyler Goodson led the Hawkeyes and ranked third in the Big Ten with 762 rushing yards. Goodson had seven rushing touchdowns, tied for fourth in the Big Ten. He was named first-team All-Big Ten by coaches, media and Associated Press.

Iowa ranked third in the Big Ten with 18 rushing touchdowns (Ohio State, Minnesota had 19). The offensive line was led by C Tyler Linderbaum, a first-team All-Big Ten honoree and finalist for the Rimington Trophy. The Hawkeyes scored 60 percent of their offensive touchdowns on the ground (18 rushing, 9 receiving, 2 interception return, 1 punt return).

Goodson had four 100-yard rushing games in 2020. He rushed for 113 yards against Michigan State and a career-high 142 yards against Minnesota. He set a career high with 30 carries against Nebraska, rushing for 111 yards. He rushed for 106 yards against Wisconsin, passing the century mark with an 80-yard touchdown rush in the fourth quarter. That run ties for the 12th longest in school history. It was the longest run by a Big Ten player this season and the longest rushing play by a Hawkeye since Tavian Banks went 82 against Iowa State in 1997.

Goodson led Iowa in rushing attempts (143) and rushing yards (762). He tied for the team lead with seven rushing touchdowns (15, 3, 9, 7, 1, 10, 80). He has 1,400 career rushing yards (28th all-time). Goodson had two multi-touchdown games in 2020. He had two rushing touchdowns (3, 9) Week 3 vs. Michigan State, and two more Week 4 at Minnesota (7, 1).

### SARGENT HITS PAY DIRT

RB Mekhi Sargent tied for fourth in the Big Ten with seven rushing touchdowns (15, 3, 9, 7, 1, 10, 2). He was named honorable mention All-Big Ten by the coaches and media. His two-yard rushing score against Nebraska was the 20th rushing touchdown of his career. He is the 11th player in school history to have 20 career rushing touchdowns. He also has one career receiving touchdown. Sargent ranked seventh in the Big Ten averaging 5.7 yards per carry.

Sargent rushed 15 times for 101 yards against Penn State, his first 100-yard rushing game of the season and the third of his career. He finished his career with 1,740 career rushing yards, 20th all-time in program history.



IOWA CAREER  
SCORING

	Name	PTS	TD-PAT-FG	YEARS
1.	Nate Kaeding	373	1-166-67	2000-03
2.	Mike Meyer	324	0-141-61	2010-13
3.	Rob Houghtlin	290	0-128-54	1985-87
4.	Tom Nichol	277	0-142-45	1981-84
5.	Kyle Schlicher	260	0-107-51	2004-06
6.	<b>Keith Duncan</b>	<b>252</b>	<b>0-96-52</b>	<b>2016-20</b>

## CAREER FG MADE (SINCE 1979)

	Name	FGM	FGA	PCT.
1.	Nate Kaeding (2000-03)	67	83	.807
2.	Mike Meyer (2010-13)	61	80	.763
3.	Rob Houghtlin (1985-87)	54	80	.675
4.	<b>Keith Duncan (2016-20)</b>	<b>52</b>	<b>63</b>	<b>.825</b>
5.	Kyle Schlicher (2004-06)	51	67	.761
6.	Tom Nichol (1981-84)	45	74	.608
7.	Jeff Skillett (1988-91)	34	62	.548
8.	Daniel Murray (2007-09)	32	45	.711
9.	Miguel Recinos (2016-18)	29	38	.763
10.	Marshall Koehn (2014-15)	28	36	.778

CAREER FG PERCENTAGE (SINCE 1979)  
(minimum 30 attempts)

	Name	FGM	FGA	PCT.
1.	<b>Keith Duncan (2016-20)</b>	<b>52</b>	<b>63</b>	<b>.825</b>
2.	Nate Kaeding (2000-03)	67	83	.807
3.	Marshall Koehn (2014-15)	28	36	.778
4.	Miguel Recinos (2016-18)	29	38	.763
5.	Mike Meyer (2010-13)	61	80	.763
6.	Kyle Schlicher (2004-06)	51	67	.761
7.	Daniel Murray (2007-09)	32	45	.711
8.	Rob Houghtlin (1985-87)	54	80	.675
9.	Zach Brommert (1995-98)	26	39	.667
10.	Tom Nichol (1981-84)	45	74	.608

## DUNCAN GETTING HIS KICKS

Senior K Keith Duncan made 14-of-18 on field goal attempts in 2020. His 14 made field goals led the conference. He kicked four field goals, including two in the fourth quarter, against Nebraska. His first fourth-quarter field goal against Nebraska (48 yards) broke a 20-20 tie and helped him earn Big Ten co-Player of the Week honors. Duncan finished his career with 252 career points, sixth most in program history.

Duncan was named second-team All-Big Ten by the Associated Press and third-team All-Big Ten by Big Ten coaches and media. He was a semifinalist for the Burlsworth Award, presented to the most outstanding football player in America who began his career as a walk-on.

Duncan is Iowa's all-time career leader in field goal percentage (82.5). He made 52-of-63 career field goal attempts. His 52 career field goals made rank fourth in program history. He was 21-of-21 in his career inside 30 yards, has a school-record 20 field goals made of 40 or more yards and made 62 consecutive PATs to end his career. The only missed PAT of his career was blocked.

Duncan had two game-winning field goals in his career. He kicked a 33-yard field goal as time expired to defeat No. 2 Michigan, 14-13, at home in 2016. He connected on a 48-yard attempt to give Iowa a 27-24 lead with one second left at Nebraska in 2019.

## DUNCAN NAMED BIG TEN CO-SPECIAL TEAMS PLAYER OF THE WEEK vs. NEBRASKA

K Keith Duncan was named Big Ten Co-Special Teams Player of the Week following No. 24 Iowa's 26-20 win against Nebraska on Nov. 27 to retain the Heroes Trophy for the sixth straight year.

Duncan tied his career high by connecting on four field goals (32, 33, 48, 37) against the Huskers. He was good on two field goals in the fourth quarter, including a 48-yard attempt that broke a 20-20 tie. The two fourth-quarter field goals proved to be the difference in the game, helping Iowa retain the Heroes Trophy and extending the Hawkeyes' winning streak against Nebraska to six.

## THAT'S NOT A PUNT, THIS IS A PUNT

Melbourne, Australia, native Tory Taylor was named Eddleman-Fields Big Ten Punter of the Year and first-team All-Big Ten by the coaches, media and Associated Press. He ranked third in the Big Ten and 19th in the country averaging 44.1 yards per punt. The freshman downed 18 of his 40 punts inside the 20. He had nine punts of 50-plus yards, with a career-high 61 yard punt Week 3 vs. Michigan State. Only six of Taylor's 32 punts were returned (31 yards). Iowa ranked fifth nationally and No. 1 in the Big Ten in net punting (42.9).

Taylor was one of 10 semifinalists for the Ray Guy Award and was named a first-team Freshman All-American by the FWAA.

## TROPHY COLLECTION

The Hawkeyes are 22-4 in their last 26 trophy games, including a 19-4 mark in their last 23 rivalry trophy games (Iowa State, Minnesota, Nebraska, Wisconsin) and a 3-0 mark in their last three bowl appearances. Iowa defeated Boston College, 27-20, at the 2017 Pinstripe Bowl; #18 Mississippi State, 27-22, at the 2019 Outback Bowl; and #22 USC, 49-24, at the 2019 Holiday Bowl. Iowa's 2020 Music City Bowl game was cancelled.

In Iowa's three trophy games of 2020, the Hawkeyes defended Floyd of Rosedale at Minnesota on Nov. 13 (W, 35-7), the Heroes Trophy with a 26-20 win on Nov. 27 against Nebraska and reclaimed the Heartland Trophy on Dec. 12 with a 28-7 win vs. Wisconsin. Iowa will maintain possession of the Cy-Hawk Trophy vs. Iowa State due to the Big Ten's decision to play a conference-only schedule. Iowa won the last meeting against Iowa State, 18-17, in Ames, Iowa, on Sept. 14, 2019.

Trophy	Opponent	Date	Result
Floyd of Rosedale	at Minnesota	11/13	W, 35-7
Heroes	vs. Nebraska	11/27	W, 26-20
Heartland	vs. Wisconsin	12/12	W, 28-7



## HAWKEYE FOOTBALL BY THE NUMBERS

168	Ferentz's career wins as Iowa's Iowa's all-time winningest football coach
100	Ferentz became the 12th coach to win 100 games at a Big Ten school (at MSU, 19-16 2OT, 10/13/12)
66	NFL Draft picks under Kirk Ferentz
62	Calvin Jones' retired number, one of two in school history
55	Hawkeyes who have played in the Super Bowl
33	Bowl games (17-15-1)
30	All-America honors under Ferentz
27	Players have combined to earn Academic All-America honors
27	Consensus All-Americans (12 under Kirk Ferentz)
26	Times finished a season ranked
24	Heisman Trophy winner (1939) Nile Kinnick's retired number
20	First or second round NFL draft picks under Kirk Ferentz
17	Bowl Wins
17	CFB Hall of Famers
12	School record 12 wins in 2015
11	Big Ten Championships
10	Former players recognized on Kinnick Stadium Wall of Honor
9	Players under Ferentz who have won national awards
9	Bowl wins under Kirk Ferentz
5	National Championships (1921, 1922, 1956, 1958, 1960)
5	Five times finished the year ranked in top 10 over the past 14 seasons
4	Kirk Ferentz has been named B1G Coach of the Year
3	Three times won 11 games or more under Kirk Ferentz (2002, 2009, 2015)

## ON THE AVERAGE

DOWN	PLAYS	YARDS	AVG.
First Down	248	1,610	6.5
Second Down	179	949	5.3
Third Down	94	352	3.7
Fourth Down	9	38	4.2

## IOWA BY QUARTERS

QUARTER	IOWA	OPPONENTS
First	54	21
Second	88	41
Third	44	42
Fourth	68	24
OT	0	0

## POINTS OFF TURNOVERS

	T/O Gained	Pts Scored
Iowa	18	76
Opponents	9	30

## OFFENSIVE LINE NAMED SEMIFINALIST FOR JOE MOORE AWARD

Iowa's offensive line unit was one of 11 semifinalists for the 2020 Joe Moore Award, given to the top offensive line unit in college football. Iowa was one of two Big Ten units (Ohio State) to be named a semifinalist. The Hawkeyes' offensive line won the award in 2016.

Iowa ranked second in the Big Ten in scoring (31.8), while averaging 368.6 yards total offense and 171.0 rushing yards per game.

Most recently, Iowa's offensive line helped the Hawkeyes rush for 127 yards and gain 338 yards of total offense against a Wisconsin defense that was allowing only 72.3 yards rushing and 229.3 total yards per game.

Three Hawkeyes started all eight games on Iowa's offensive front; senior Alaric Jackson at left tackle, sophomore center Tyler Linderbaum, and senior guard Cole Banwart, who started at both left and right guard positions.

Working through a number of injuries, three different Hawkeyes started at right tackle.

Graduate transfer Coy Cronk started the opening two games at right tackle but missed six games due to injury. Junior Mark Kallenberger started at that position in wins over Michigan State, at Minnesota and at Penn State, before suffering an injury and missing two games. Sophomore Jack Plumb started at right tackle in wins over Nebraska and Illinois before Kallenberger returned to the line-up against Wisconsin.

Junior Kyler Schott and sophomore Cody Ince rotated at the guard positions with Banwart. Ince started the last six games at left guard. Schott started at left guard in the opening contest and at right guard against Northwestern. He then missed three games due to illness before returning to rotate in the offensive line in Iowa's final two wins.

## JONES NAMED BIG TEN SPECIAL TEAMS PLAYER OF THE WEEK vs. MSU

WR Charlie Jones was named Big Ten Special Teams Player of the Week following Iowa's 49-7 win over Michigan State on Nov. 7. The award was the first of Jones's career and the first for a Hawkeye this season.

In the second quarter, Jones returned a punt 54 yards for a touchdown. It was his first career punt return for a touchdown, and Iowa's first since 2018 (Kyle Groeneweg, 61 yards at Illinois).

Jones totaled 105 punt return yards on five returns (21.0 avg). He also had two rushes for 38 yards to tally a game-high 143 all-purpose yards.

## VANVALKENBURG NAMED BIG TEN DEFENSIVE PLAYER OF THE WEEK vs. MINNESOTA

DE Zach VanValkenburg was named the Big Ten Defensive Player of the Week following Iowa's 35-7 win at Minnesota on Nov. 13. The award was the first of VanValkenburg's career, and the second weekly conference honor for the Hawkeyes.

VanValkenburg posted five total tackles (four solo) and a career-high three sacks (15 yards) to help Iowa retain the Floyd of Rosedale trophy. The three sacks were the most by a Hawkeye since A.J. Epenesa registered 4.5 sacks against Nebraska in 2019. VanValkenburg was a key cog in the Iowa defense that nearly posted a shutout against a Minnesota offense that entered the contest averaging 36.3 points per game.

## SMITH-MARSETTE NAMED BIG TEN OFFENSIVE PLAYER OF THE WEEK vs. WISCONSIN

WR Ihmir Smith-Marsette was named Big Ten Offensive Player of the Week following No. 16 Iowa's 28-7 win against Wisconsin on Dec. 12. The win helped Iowa regain possession of the Heartland Trophy.

Smith-Marsette tied his career high with seven receptions and recorded a career-best 140 receiving yards. He caught touchdowns of 19 and 53 yards, the 19th and 20th touchdowns of his career. The 140 receiving yards are the most by a Hawkeye since WR Marvin McNutt had 151 yards against Purdue in 2011.



## NATIONAL RANKINGS

AP Poll	Coaches Poll
Jan. 12	Jan. 12
1. Alabama	1. Alabama
2. Ohio State	2. Ohio State
3. Clemson	3. Clemson
4. Texas A&M	4. Texas A&M
5. Notre Dame	5. Notre Dame
6. Oklahoma	6. Oklahoma
7. Georgia	7. Georgia
8. Cincinnati	8. Cincinnati
9. Iowa State	9. Iowa State
10. Northwestern	10. Northwestern
11. BYU	11. BYU
12. Indiana	12. Florida
13. Florida	13. Indiana
14. Coastal Carolina	14. Coastal Carolina
15. Louisiana	15. IOWA
16. IOWA	16. Louisiana
17. Liberty	17. North Carolina
18. North Carolina	18. Liberty
19. Texas	19. Oklahoma State
20. Oklahoma State	20. Texas
21. USC	21. USC
22. Miami	22. Miami
23. Ball State	23. Ball State
24. San Jose State	24. San Jose State
25. Buffalo	25. Buffalo

## HAWKEYES IN THE POLLS

Date	AP	CP	S16	CFP
Pre.	24	23	NR	----
Sept. 13	NR	NR	NR	----
Sept. 20	NR	RV	NR	----
Sept. 27	RV	RV	NR	----
Oct. 4	RV	RV	NR	----
Oct. 11	RV	RV	NR	----
Oct. 18	RV	RV	NR	----
Oct. 25	NR	RV	NR	----
Nov. 1	NR	NR	NR	----
Nov. 8	NR	NR	NR	----
Nov. 15	RV	NR	NR	----
Nov. 21	RV	RV	NR	24
Nov. 29	24	24	NR	19
Dec. 6	19	18	NR	16
Dec. 13	18	17	NR	16
Dec. 20	17	16	NR	15
Jan. 12	16	15	NR	----

AP=Associated Press; CP=Coaches;  
S16=Super 16; CFP=College Football Poll

## IOWA IN OVERTIME

Iowa holds a 7-5 record in overtime games. Iowa won its first overtime contest, defeating Penn State 26-23 on Nov. 4, 2000, in State College, Pa. The Hawkeyes are 3-4 in single overtime, 3-0 in double overtime and 1-1 in triple overtime. Iowa is 2-2 in overtime in Kinnick Stadium and 5-3 in overtime road games. Following are Iowa's overtime games:

Date	Result	OT's	Opponent
11/4/00	W, 26-23	Double	at Penn State
9/28/02	W, 42-35	Single	at Penn State
10/22/05	L, 20-23	Single	vs. Michigan
9/09/06	W, 20-13	Triple	at Syracuse
10/27/07	W, 34-27	Double	vs. Michigan St.
11/14/09	L, 24-27	Single	at Ohio State
9/10/11	L, 41-44	Triple	at Iowa State
10/13/12	W, 19-16	Double	at Michigan St.
10/26/13	W, 17-10	Single	vs. Northwestern
11/28/14	L, 34-37	Single	vs. Nebraska
9/9/17	W, 44-41	Single	at Iowa State
10/21/17	L, 10-17	Single	at Northwestern

## BIG NIEMANN ON CAMPUS

Senior LB Nick Niemann, a third-team All-Big Ten selection by the coaches and honorable mention by the media, led the Hawkeyes and ranked fifth in the Big Ten with 77 tackles. He entered the season with 80 career tackles, including a season-high 43 as a sophomore in 2018. He recorded a career-best 17 tackles Week 5 at Penn State, the most by a Hawkeye since LB Anthony Hitchens made 19 stops against Iowa State in 2012. Niemann was one of three Hawkeyes this season to register 13 or more tackles in a single game (FS Jack Koerner 13 vs. Purdue; LB Seth Benson 13 vs. Northwestern).

## BENSON STARTS AND FINISHES

Sophomore LB Seth Benson started the last seven games of the season, his first career starts. He was Iowa's leading tackler in weeks 2-3 and tied for the team lead in Week 4. He recorded a career-high 13 tackles in his first career start Week 2 against Northwestern. It was Benson's first appearance of the season after missing the opener with an injury. He had a team-high eight tackles Week 3 vs. Michigan State, and tied for the team lead with seven stops at Minnesota. His 47 tackles rank second on the team. Benson appeared in all 13 games as a redshirt freshman in 2019, and saw limited action in three games as a true freshman in 2018. He entered his first career start with 11 career tackles.

## GOING THE OTHER WAY

The Hawkeyes ranked third in the Big Ten with 11 interceptions (Indiana 17; Northwestern 14). Iowa has 64 interceptions since 2017, tied for the most by any team in the country.

The Hawkeyes had at least one interception in 12 straight games before not collecting an interception Week 6 vs. Nebraska. Iowa had 18 total interceptions during that stretch. Iowa intercepted two passes in the season opener, one in Week 2, three in Week 3, two in Week 4, and two in Week 5. The last time Iowa had a stretch of at least 12 games with an interception was 2008, when the Hawkeyes intercepted a pass in each of the 13 games.

FS Jack Koerner tied for sixth in the Big Ten with three interceptions. LB Barrington Wade and DB Riley Moss each have two interceptions. LB Jack Campbell, DE Chauncey Golston, DB Matt Hankins and DL Daviyon Nixon each had one.

Moss returned his interception 54 yards Week 3 against Michigan State to extend the Hawkeyes' streak of consecutive seasons with a pick-six to 13. Iowa has had at least one interception returned for a touchdown in 18 of the last 20 seasons. Nixon returned his interception 71 yards for a pick six Week 5, the 14th longest interception return in program history.

## CAREER 300/100-YARD PERFORMANCES | 2020 HAWKEYES

## RB TYLER GOODSON (4)

DATE	OPPONENT	ATT	YDS	TDs	LONG
11/29/19	at Nebraska	13	116	1	55
11/7/20	Michigan State	14	113	2	71
11/13/20	at Minnesota	20	142	2	45
11/27/20	Nebraska	30	111	0	13
12/12/20	Wisconsin	11	106	1	80

## RB MEKHI SARGENT (3)

DATE	OPPONENT	ATT	YDS	TDs	LONG
11/17/18	at Illinois	17	121	2	29
11/23/18	Nebraska	26	173	1	32
11/21/20	at Penn State	15	101	2	28

## WR IHMIR SMITH-MARSETTE (2)

DATE	OPPONENT	REC	YDS	TDs	LONG
9/7/19	Rutgers	4	113	2	58
11/23/19	Illinois	4	121	0	40
12/12/20	Wisconsin	7	140	2	53

## WR BRANDON SMITH (1)

DATE	OPPONENT	REC	YDS	TDs	LONG
10/19/19	Purdue	9	106	2	30

## WR TYRONE TRACY (1)

DATE	OPPONENT	REC	YDS	TDs	LONG
11/9/19	at Wisconsin	5	130	1	75



## STATISTICAL COMPARISON

	IOWA	OPP
Scoring Average	31.8	16.0
Scoring Defense	16.0	31.8
Rushing Yards	171.0	107.6
Passing Yards	197.6	206.1
Total Offense	368.6	313.8
Rushing Defense	107.6	171.0
Passing Defense	206.1	197.6
Total Defense	313.8	368.6
Punt Return Average	9.7	5.2
KO Return Average	18.0	155.7
Turnover Margin	+9	-9

## PRONUNCIATION GUIDE

Head Coach Kirk Ferentz	FAIR-ints
Asst. Coach Brian Ferentz	FAIR-ints
Asst. Coach Tim Polasek	PAWL-uh-seck
Lucas Amaya	Ah-MAY-ah
Yahya Black	WHY-yay
Aaron Blom	BLOMB
Dallas Craddieth	CRAD-ith
Deontae Craig	dee-AUHN-tae
Brenden Deasfernanades	dee-EZ-fur-nan-dez
Nick DeJong	dee-YOUNG
Tyler Endres	AUN-drez
Asher Fahey	FAY-hee
Ryan Gersonde	gir-SAUN-day
Jermari Harris	jir-MAR-ee
Ethan Hurkett	HERK-it
Alaric Jackson	AH-lair-ick
Dalles Jacobus	DALLAS juh-COE-bus
Connor Kapisak	KAP-uh-sak
Jake Karchinski	kar-CHIN-ski
Jack Koerner	KERN-ir
Tommy Kujawa	KOO-yah-vuh
Luke Lachey	luh-SHAY
Keontae Luckett	key-AUN-tae
Henry Marchese	mar-CASE
Quavon Matthews	QWAY-vohn
Taajhir McCall	TAA-zjheer
Kaevon Merriweather	KAY-vohn
Josiah Miamen	me-AUH-mun
Nick Niemann	KNEE-mun
Daviyon Nixon	DAVE-ee-un
Alex Padilla	puh-DEE-ah
Turner Pallissard	PAL-is-ard
Spencer Petras	PEE-tris
Monte Pottebaum	POT-uh-bomb
Nico Ragaini	ruh-GAIN-ee
Mekhi Sargent	MUH-kye
Kyler Schott	SHOT
Austin Schulte	SHUL-tee
Bryce Schulte	SHUL-tee
Quinn Schulte	SHUL-tee
Josef Smith	JOSEPH
Ihmir Smith-Marsette	AH-meer Smith MAR-set
Austin Spiewak	SPEE-wack
Diante Vines	dee-AUHN-tae
Wyatt Wegener	WEG-uh-nur
Jamison Witte	WHIT-ee
Elijah Yelverton	YELL-vir-ton

## REINVENTING THE STADIUM WAVE

In a tradition that started at the 2017 season opener, players, coaches, and fans inside Kinnick Stadium exchange waves at the end of the first quarter with patients and families inside the UI Stead Family Children's Hospital. The tradition continued in 2020, with limited fans inside Kinnick Stadium.

The UI Stead Family Children's Hospital opened in 2017. It is connected to the south end of the University of Iowa Hospitals and Clinics and overlooks Kinnick Stadium from the southeast grandstands. During Iowa football home games, patients and their families can watch the game from the top floor (Level 12), one of the highest vantage points in Iowa City. Due to the COVID pandemic, patients and their families must stay in their rooms and wave in 2020.

The University of Iowa football program received the prestigious 2017 Disney Sports Spirit Award after launching the heart-warming tradition that touched the lives of scores of young patients at the University's Stead Family Children's Hospital.

## FRIDAY NIGHT LIGHTS

The Big Ten Conference announced Oct. 12 that Iowa would play two Friday games in 2020. The Hawkeyes defended Floyd of Rosedale under the lights at Minnesota on Nov. 13, defeating the Gophers, 35-7. Iowa defended the Heroes Trophy on Nov. 27, defeating Nebraska at Kinnick Stadium, 26-20.

## IOWA LEADERSHIP GROUP

The University of Iowa football program's Leadership Group included 22 student-athletes -- nine seniors, two juniors, seven sophomores, and four redshirt freshmen. The purpose of the group is to assist in formulating policies and being involved in team decision-making throughout the year. Players were selected following coaching staff and player input.

The group consisted of seniors Cole Banwart, Keith Duncan, Chauncey Golston, Matt Hankins, Alaric Jackson, Nick Niemann, Mekhi Sargent, Austin Schulte and Brandon Smith; juniors, Ivory Kelly-Martin and Jack Koerner; sophomores Dane Belton, Seth Benson, Jack Campbell, Tyler Linderbaum, Spencer Petras, and Tyrone Tracy, Jr.; and redshirt freshmen Jermari Harris, Desmond Hutson, Logan Lee, and Alex Padilla.

## BIG TEN PERFECTION

University of Iowa head coach Kirk Ferentz has twice navigated the Big Ten regular season schedule with an undefeated record. The Hawkeyes were 8-0 in 2002 and shared the Big Ten championship with Ohio State. The Hawkeyes were 8-0 in 2015, winning the Big Ten West Division title.

Since 1954, when the conference schedule expanded to seven games, only six Big Ten coaches, including Ferentz, have multiple undefeated Big Ten seasons.

Coach (School)	Record	Year
Duffy Daugherty (MSU)	7-0	1965
Duffy Daugherty (MSU)	7-0	1966
Kirk Ferentz (Iowa)	8-0	2002
Kirk Ferentz (Iowa)	8-0	2015
Woody Hayes (OSU)	7-0	1954
Woody Hayes (OSU)	7-0	1957
Woody Hayes (OSU)	7-0	1968
Woody Hayes (OSU)	7-0	1970
Woody Hayes (OSU)	8-0	1975
Urban Meyer (OSU)	8-0	2012
Urban Meyer (OSU)	8-0	2013
Urban Meyer (OSU)	8-0	2014
Bo Schembechler (Michigan)	8-0	1971
Bo Schembechler (Michigan)	8-0	1980
Bo Schembechler (Michigan)	8-0	1989
Jim Tressel (OSU)	8-0	2002
Jim Tressel (OSU)	8-0	2006



## HAWKEYES IN THE NFL

Iowa football players have a long tradition of being well prepared for professional football following their college playing careers. Since 2010, 42 Hawkeyes have been selected in the NFL Draft. Today, 37 Hawkeyes are on NFL rosters.



## Former Hawkeye, Current NFL Team

C.J. Beathard, San Francisco 49ers  
Austin Blythe, Los Angeles Rams  
Ike Boettger, Buffalo Bills  
Bryan Bulaga, Los Angeles Chargers  
Adrian Clayborn, Cleveland Browns  
James Daniels, Chicago Bears  
Mike Daniels, Cincinnati Bengals  
Carl Davis, New England Patriots  
A.J. Epenesa, Buffalo Bills  
Noah Fant, Denver Broncos  
James Ferentz, New England Patriots  
Jake Gervase, Los Angeles Rams  
Parker Hesse, Tennessee Titans  
Anthony Hitchens, Kansas City Chiefs  
T.J. Hockenson, Detroit Lions  
Amani Hooker, Tennessee Titans  
Micah Hyde, Buffalo Bills  
Josh Jackson, Green Bay Packers  
Jasey Jewell, Denver Broncos  
Jaleel Johnson, Minnesota Vikings  
Desmond King, Tennessee Titans  
Christian Kirksey, Green Bay Packers  
George Kittle, San Francisco 49ers  
Casey Kreiter, New York Giants  
Cedrick Lattimore, Seattle Seahawks  
Greg Mabin, Jacksonville Jaguars PS  
Anthony Nelson, Tampa Bay Buccaneers  
Matt Nelson, Detroit Lions  
Ben Niemann, Kansas City Chiefs  
Michael Ojemudia, Denver Broncos  
Riley Reiff, Minnesota Vikings  
Ross Reynolds, New England Patriots PS  
Brandon Scherff, Washington  
Nate Stanley, Minnesota Vikings  
Geno Stone, Baltimore Ravens  
Kristian Welch, Baltimore Ravens  
Tristan Wirfs, Tampa Bay Buccaneers

## CAPTAINS BY WEEK

**PUR:** Duncan, Golston, Linderbaum, Niemann, Sargent  
**NW:** Duncan, Golston, Linderbaum, Niemann, Sargent  
**MSU:** Duncan, Golston, Linderbaum, Niemann, Sargent  
**MINN:** Duncan, Golston, Linderbaum, Niemann, Sargent  
**PSU:** Duncan, Golston, Linderbaum, Hankins, Niemann, Sargent  
**NEB:** Duncan, Golston, Linderbaum, Hankins, Niemann, Sargent  
**ILL:** Duncan, Golston, Linderbaum, Hankins, Niemann, Sargent  
**WIS:** Duncan, Golston, Linderbaum, Hankins, Niemann, Sargent

## IOWA FOOTBALL AND THE NFL

- The Hawkeyes have had 188 former players in the NFL since 1999, Kirk Ferentz's first year as head coach (75 draft picks/113 free agents).
- At least one Iowa Hawkeye has been selected in every NFL Draft since 1978 (43 consecutive years).
- TE T.J. Hockenson (eighth overall, Detroit) and TE Noah Fant (20th overall, Denver) became the first tight ends from the same school to be drafted in the first round of a single NFL Draft (2019).
- TE George Kittle (San Francisco) was a first-team All-Pro in 2019. OL Marshal Yanda (Baltimore) was named second-team All-Pro.
- DB Desmond King (Los Angeles Chargers), LS Casey Kreiter (Denver), TE George Kittle (San Francisco), and OL Marshal Yanda (Baltimore) were named All-Pro in 2018.
- Over the past 19 years, 155-of-180 (88 percent) of Iowa's senior starters have been drafted in the NFL or signed NFL free agent contracts.
- Over the past 13 years, Iowa has had 49 NFL Draft picks, tied for third most in the Big Ten -- Ohio State (73), Michigan (55), Wisconsin (49).
- Iowa has had seven first round picks in the last 10 NFL drafts -- OL Bryan Bulaga, 2010; DE Adrian Clayborn, 2011; OL Riley Reiff, 2012; OL Brandon Scherff, 2015, TE T.J. Hockenson, TE Noah Fant, 2019; OL Tristan Wirfs, 2020.
- Iowa had six players drafted in the 2012 NFL Draft, which tied for the most in the Big Ten and tied for fourth in the country.
- Brandon Scherff (Washington) and T.J. Hockenson were named to the 2020 Pro Bowl.
- Former Hawkeye Marshal Yanda (Baltimore OL) is an eight-time Pro-Bowler (2011-16, 2018, 2019) and was named NFL All-Pro in 2011, 2012, 2014, 2015, 2016, 2018, 2019. He retired following the 2019 season.
- In NFL 2011 regular season statistics, former Hawkeye linebackers Chad Greenway (Minnesota) and Pat Angerer (Indianapolis) finished third and fourth, respectively, in tackles. Greenway was named to the Pro Bowl in 2012 and 2013.
- Former Hawkeyes Ben Niemann (Kansas City), Anthony Hitchens (Kansas City), Anthony Nelson (Tampa Bay) and Tristan Wirfs (Tampa Bay) played in the 2021 Super Bowl.
- Three former Hawkeyes were involved in the 2012 Super Bowl. DB Tyler Sash played for the Super Bowl champion New York Giants, while LB Jeff Tarpinian was on the injured reserve roster of the New England Patriots. Former Iowa center Brian Ferentz, now is his seventh year on staff and first as Iowa's offensive coordinator, was New England's tight ends coach.
- Former Iowa DB Sean Considine and OL Marshal Yanda won Super Bowl rings with the 2012 Baltimore Ravens in the 2013 Super Bowl.
- Former Iowa LB James Morris (injured reserve) earned a Super Bowl ring with the New England Patriots in 2015. Former TE Tony Moeaki played for the Seattle Seahawks in the same game.
- Former center James Ferentz was a member of the 2016 Super Bowl champion Denver Broncos.
- Former DT Jonathan Babineaux played for the Atlanta Falcons in Super Bowl LI. Former DE Adrian Clayborn and former DB Charles Godfrey were on the Atlanta injured reserve roster.
- Former OL Cole Croston was on the New England Patriots roster in Super Bowl LII. Former C James Ferentz and WR Riley McCarron were on the Patriots practice squad.
- Former DL Adrian Clayborn (active), OL James Ferentz, WR Riley McCarron (injured reserve), and OL Cole Croston (practice squad) earned Super Bowl rings as members of the New England Patriots in Super Bowl LIII.
- Former LB Anthony Hitchens and LB Ben Niemann played for the Super Bowl champion Kansas City Chiefs in 2020. Former QB C.J. Beathard, TE George Kittle, and OL Ross Reynolds were on the NFC Champion San Francisco 49ers.
- Entering the 2020 season, every Iowa senior starting tight end (15) under Kirk Ferentz has been drafted in the NFL or signed by an NFL team. The NFL has employed 17 Iowa tight ends since 1999 (11 drafted/6 free agents).
- All 11 members of Iowa's starting defensive unit in 2008 were either drafted or signed to NFL free agent contracts following the draft



## 2020 IOWA STATISTICS

INDIVIDUAL	CATEGORY	STAT	BIG TEN	NCAA
Field Goals Per Game	Keith Duncan	1.8	1	10
Fumbles Recovered	Zach VanValkenburg	4	1	1
Punt Return TDs	Charlie Jones	1	1	4
Punt Return Avg.	Charlie Jones	10.5	1	10
Tackles For Loss Per Game	Daviyon Nixon	1.7	1	13
Scoring	Keith Duncan	8.5	2	29
Total Points Scored	Keith Duncan	68	2	65
Field Goal Percentage	Keith Duncan	0.778	3	42
Punting Avg.	Tory Taylor	44.1	3	19
Rushing Yards	Tyler Goodson	762	3	36
Rushing TDs	Tyler Goodson	7	4	55
Rushing TDs	Mekhi Sargent	7	4	55
Rushing Yards Per Game	Tyler Goodson	95.2	4	29
Sacks Per Game	Chauncey Golston	0.7	4	45
Sacks Per Game	Daviyon Nixon	0.7	4	45
Total Tackles Per Game	Nick Niemann	9.6	4	32
Fumbles Recovered	Terry Roberts	2	5	12
Passing TDs	Spencer Petras	9	5	73
Passing Yards	Spencer Petras	1,569	5	66
All Purpose Yards Per Game	Tyler Goodson	114.3	6	57
Combined Kick Return Yards	Charlie Jones	221	6	83
Completions Per Game	Spencer Petras	17.5	6	53
Interceptions Per Game	Jack Koerner	0.4	6	32
Passing Yards Per Game	Spencer Petras	196.1	6	66
Points Responsible For	Spencer Petras	76	6	110
Total Interceptions	Jack Koerner	3	6	31
Points Responsible For	Keith Duncan	68	7	131
Points Responsible For Per Game	Spencer Petras	9.5	7	85
Rush Yards Per Carry	Tyler Goodson	5.3	7	58
Total Touchdowns	Tyler Goodson	7	7	95
Total Touchdowns	Mekhi Sargent	7	7	95
Passing Yards per Completion	Spencer Petras	11.2	8	76
Total Interceptions	Riley Moss	2	8	67
Total Interceptions	Barrington Wade	2	8	67
Completion Percentage	Spencer Petras	0.571	9	84
Total Offense	Spencer Petras	195.6	9	79
Combined Kick Return Yards	Ihmir Smith-Marsette	176	10	119
Yards per Pass Attempt	Spencer Petras	6.4	10	91
Interceptions Per Game	Riley Moss	0.2	11	88
Interceptions Per Game	Barrington Wade	0.2	11	88
Points Responsible For Per Game	Keith Duncan	8.5	11	109
Fumbles Recovered	Nick Niemann	1	12	89
Rushing Yards	Mekhi Sargent	432	12	150
Sacks Per Game	Zach VanValkenburg	0.44	13	139
Rushing Yards Per Game	Mekhi Sargent	54	14	118
Yards per Reception	Ihmir Smith-Marsette	13.8	15	157

TEAM	STAT	BIG TEN	NCAA
Net Punting	42.9	1	4
Red Zone Offense	0.917	1	10
Defensive TDs	2	2	21
Fewest Penalty Yards Per Game	39.6	2	14
Kickoff Return Defense	15.7	2	5
Scoring Defense	16.0	2	6
Scoring Offense	31.8	2	40
Team Passing Efficiency Defense	110.99	2	7
Total Defense	313.8	2	8
Turnover Margin Avg.	1.1	2	6
4th Down Conversion Pct	0.667	3	20
Fewest Penalty Yards	317	3	23
Passes Intercepted	11	3	23
Rushing Defense	107.6	3	10
Sacks Allowed Per Game	1.4	3	21
Tackles for Loss Allowed Per Game	5.1	3	33
Team Sacks Per Game	2.8	3	31
Fewest Penalties Per Game	4.8	4	19
First Downs Allowed	141	4	34
Fumbles Recovered	7	4	34
Passes Had Intercepted	5	4	32
Punt Return Avg.	9.7	4	32
Red Zone Defense	0.727	4	12
Turnovers Lost	9	4	24
4th Down Conversion Pct Defense	0.500	5	42
Fewest Penalties	38	5	29
Passing Yards Allowed	206.1	5	34
Team Tackles for Loss Per Game	6.5	5	48
Turnovers Gained	18	5	25
Fumbles Lost	4	6	27
Punt Return Defense	5.2	6	38
Rushing Offense	171.0	6	58
First Downs Gained	159	7	80
Time of Possession	29:14	7	76
3rd Down Conversion Pct Defense	0.403	8	62
Total Offense	368.6	8	87
Kickoff Returns	18	9	98
Passing Yards per Completion	11.2	9	89

## FIND THE NFL-ER

The Hawkeyes have had NFL talent on their offensive line in each of Kirk Ferentz's 21 completed seasons. Eighteen Iowa offensive linemen have been selected in the NFL Draft, including five in the first round. Former Hawkeye linemen under Ferentz have combined for 11 Pro Bowl appearances. Below is a list of players, by year, that played on the Hawkeyes' offensive line prior to joining the NFL.

Year	Player	NFL Service	2009 Bryan Bulaga	2010-pr.
1999	Bruce Nelson	2003-05	2009 Kyle Calloway	2010
1999	Eric Steinbach	2003-11	2009 Adam Gettis	2012-19
2000	Sam Aiello	2004	2009 Riley Reiff	2012-pr.
2000	Robert Gallery	2004-11	2009 J. Vandervelde	2011-16
2000	Bruce Nelson	2003-05	2010 James Ferentz	2014-pr.
2000	David Porter	2003-04	2010 Adam Gettis	2012-19
2000	Eric Steinbach	2003-11	2010 Riley Reiff	2012-pr.
2001	Robert Gallery	2004-11	2010 J. Vandervelde	2011-16
2001	Bruce Nelson	2003-05	2010 Markus Zusevics	2012-13
2001	David Porter	2003-04	2011 James Ferentz	2014-pr.
2001	Eric Steinbach	2003-11	2011 Adam Gettis	2012-19
2002	Robert Gallery	2004-11	2011 Riley Reiff	2012-pr.
2002	Bruce Nelson	2003-05	2011 Brandon Scherff	2015-pr.
2002	David Porter	2003-04	2011 Matt Tobin	2013-18
2002	Eric Steinbach	2003-11	2011 Markus Zusevics	2012-13
2003	Sam Aiello	2004	2012 Connor Boffeli	2014-15
2003	Brian Ferentz	2007	2012 James Ferentz	2014-pr.
2003	Robert Gallery	2004-11	2012 Austin Blythe	2016-pr.
2003	Mike Jones	2007-08	2012 Andrew Donnal	2015-20
2003	Pete McMahon	2005-06	2012 Brandon Scherff	2015-pr.
2003	Eric Rothwell	2004	2012 Matt Tobin	2013-18
2004	Mike Elgin	2007-08	2013 Austin Blythe	2016-pr.
2004	Brian Ferentz	2007	2013 Connor Boffeli	2014-15
2004	Mike Jones	2007-08	2013 Brandon Scherff	2015-pr.
2004	Pete McMahon	2005-06	2014 Austin Blythe	2016-pr.
2005	Mike Elgin	2007-08	2014 Andrew Donnal	2015-20
2005	Brian Ferentz	2007	2014 Brandon Scherff	2015-pr.
2005	Mike Jones	2007-08	2015 Austin Blythe	2016-pr.
2005	Seth Olsen	2009-12	2015 Cole Croston	2017-19
2005	Marshal Yanda	2007-19	2015 James Daniels	2018-pr.
2006	Mike Elgin	2007-08	2016 Cole Croston	2017-19
2006	Mike Jones	2007-08	2016 James Daniels	2018-pr.
2006	Seth Olsen	2009-12	2017 James Daniels	2018-pr.
2006	Marshal Yanda	2007-19	2017 Ike Boettger	2018-pr.
2007	Bryan Bulaga	2010-pr.	2017 Tristan Wirfs	2020-pr.
2007	Kyle Calloway	2010	2018 Keegan Render	2019
2007	Seth Olsen	2009-12	2018 Ross Reynolds	2019
2007	J. Vandervelde	2011-16	2018 Tristan Wifs	2020-pr.
2008	Rob Bruggeman	2009-11	2019 Tristan Wirfs	2020-pr.
2008	Bryan Bulaga	2010-pr.		
2008	Kyle Calloway	2010		
2008	Seth Olsen	2009-12		
2008	J. Vandervelde	2011-16		



## 2020 HONORS

**Phil Parker, Defensive Coordinator**

One of 15 semifinalists for Broyles Award

One of five finalists for Football Scoop Defensive Coordinator of the Year

**Offensive Line**

Joe Moore Award semifinalist

**Cole Banwart**

Third-team All-America by Pro Football Focus

Second-team All-Big Ten, coaches and media

Second-team All-Big Ten by Associated Press

**Dane Belton**

Honorable mention All-Big Ten, coaches and media

**Seth Benson**

Honorable mention All-Big Ten, media

**Coy Cronk**

Outland Trophy preseason Watch List

Preseason third-team All-Big Ten by Pick Six Previews

**Keith Duncan**

Semifinalist for Burlsworth Award

Second-team All-Big Ten by Associated Press

Third-team All-Big Ten, coaches and media

Big Ten Conference co-Special Teams Player of the Week vs. Nebraska

Lou Groza Award preseason Watch List

Preseason first-team All-America by Associated Press

Preseason first-team All-America by USA Today

Preseason first-team All-America by Walter Camp

Preseason first-team All-America by Phil Steele

Preseason first-team All-America by Athlon Sports

Preseason first-team All-Big Ten by Athlon Sports

Preseason first-team All-Big Ten by Phil Steele

**Chauncey Golston**

First-team All-Big Ten, coaches and media

First-team All-Big Ten by Associated Press

Semifinalist for Lott IMPACT Trophy

Bronko Nagurski Award preseason Watch List

Lott IMPACT Trophy preseason Watch List

Preseason second-team All-Big Ten by Athlon Sports

Preseason second-team All-Big Ten by Phil Steele

Preseason second-team All-Big Ten by Pick Six Previews

**Tyler Goodson**

First-team All-Big Ten, coaches and media

First-team All-Big Ten by Associated Press

Doak Walker Award preseason Watch List

Preseason second-team All-Big Ten by Athlon Sports

Preseason third-team All-Big Ten by Phil Steele

**Matt Hankins**

Honorable mention All-Big Ten, media

Preseason third-team All-Big Ten by Phil Steele

Preseason fourth-team All-Big Ten by Athlon Sports

**Cody Ince**

Honorable mention All-Big Ten, coaches and media

## BACK ON CAMPUS

Three former players were on the University of Iowa football staff in 2020. Brian Ferentz, a three-year letterman from 2003-05, was in his ninth year on staff, his fourth as offensive coordinator.

LeVar Woods, a three-year letterman from 1998-2000, completed his 13th year on the Iowa staff. Woods was named Special Teams Coordinator in 2017. He coached tight ends from 2015-17 and linebackers from 2012-14. He rejoined the program as an administrative assistant in 2008.

Kelvin Bell joined the Iowa program as a defensive lineman in 2000, but had his career cut short due to injury. He returned to the program as a graduate assistant and served as director of on-campus recruiting from 2012-13. He was named recruiting coordinator and defensive assistant coach in February, 2016, and was named defensive line coach in 2019.

## HAWKEYE LEGACIES

Iowa had five players on its 2020 roster whose father played for the Hawkeyes: DE Joe Evans (Spence, 1989), DB Thomas Hartlieb (Jim, 1989-92), LS Zach Kluver (Todd), WR Henry Marchese (John, 1985), and LS Liam Reardon (Bill).

Iowa has one set of the brothers on the team: TE Bryce Schulte and DB Quinn Schulte.

Iowa has three players whose brothers played at Iowa: Zach Kluver (Tyler in 2013-17), LB Nick Niemann (Ben in 2014-17), and FB Johnny Plewa (Macon in 2013-15).

LS Austin Spiewak is the grandson of Gary Grouwinkel, who played for Iowa in the 1957 and 1959 Rose Bowl games.



## 2020 HONORS

**Alaric Jackson**

First-team All-Big Ten, coaches and media  
 First-team All-Big Ten by Associated Press  
 Outland Trophy preseason Watch List  
 Preseason first-team All-America by Pick Six Previews  
 Preseason second-team All-America by Athlon Sports  
 Preseason third-team All-America by Phil Steele  
 Preseason first-team All-Big Ten by Phil Steele  
 Preseason first-team All-Big Ten by Athlon Sports  
 Preseason first-team All-Big Ten by Pick Six Previews

**Charlie Jones**

Second-team All-Big Ten, coaches  
 Third-team All-Big Ten, media  
 Big Ten Conference Special Teams Player of the Week vs. Michigan State

**Mark Kallenberger**

Honorable mention All-Big Ten, media

**Jack Koerner**

Second-team All-Big Ten, media  
 Second-team All-Big Ten by Associated Press  
 Third-team All-Big Ten, coaches  
 Preseason third-team All-Big Ten by Athlon Sports

**Sam LaPorta**

Honorable mention All-Big Ten, coaches and media  
 John Mackey Award preseason Watch List  
 Preseason fourth-team All-Big Ten by Athlon Sports

**Tyler Linderbaum**

Finalist for Rimington Trophy  
 First-team All-America by Pro Football Focus  
 First-team All-Big Ten, media  
 First-team All-Big Ten by Associated Press  
 Second-team All-Big Ten, coaches  
 Rimington Trophy Preseason Watch List  
 Preseason second-team All-America by Associated Press  
 Preseason third-team All-America by Phil Steele  
 Preseason third-team All-America by Athlon Sports  
 Preseason fourth-team All-America by Pick Six Previews  
 Preseason first-team All-Big Ten by Athlon Sports  
 Preseason second-team All-Big Ten by Phil Steele  
 Preseason second-team All-Big Ten by Pick Six Previews

**Riley Moss**

Honorable mention All-Big Ten, coaches and media

**Nick Niemann**

Third-team All-Big Ten, coaches  
 Honorable mention All-Big Ten, media

**Daviyon Nixon**

Nagurski-Woodson Big Ten Defensive Player of the Year  
 Smith-Brown Big Ten Defensive Lineman of the Year  
 Big Ten Defensive Player of the Year by Associated Press  
 Finalist for Outland Trophy  
 Finalist for Bronko Nagurski Award  
 Semifinalist for Bednarik Award  
 First-team All-Big Ten, coaches and media  
 First-team All-Big Ten by Associated Press  
 Preseason fourth-team All-Big Ten by Athlon Sports

## IOWA PROGRAM NOTES

- Iowa had 47 wins from 2015-19, the most of any five-year period in school history.
- The Hawkeyes earned bowl eligibility in 19 of the last 20 seasons. Iowa is 9-8 in bowl games since 2001. Only Ohio State (11) and Wisconsin (10) have more bowl wins among Big Ten teams since 2001. The Hawkeyes are 17-15-1 in 33 bowl games. Iowa has won five January bowl games under Ferentz.
- Iowa is the only school to have two head football coaches since 1979. Hayden Fry took over prior to the 1979 season and coached through the 1998 season, posting a record of 143-89-6. Current coach Kirk Ferentz (164-106) replaced Fry and is in his 22nd season in 2020. Ferentz also served as Iowa's offensive line coach from 1981-89 under Fry.
- Iowa played in the Big Ten title game for the first time in program history on Dec. 5, 2015. Iowa earned Big Ten Conference championships in 2002 and 2004 and placed second in 2009. Iowa (8-0, 2002; 8-0, 2015) is one of three Big Ten teams to post a perfect mark in conference play since 1998 (BCS era), joining Michigan State (1) and Ohio State (5).
- Iowa has ranked in the top 10 in the final Associated Press and CNN/USA Today coaches polls five times since 2002, including a ranking of seventh in both polls at the conclusion of the 2009 season. Iowa ranked eighth in 2002, 2003 and 2004. The Hawkeyes finished 2015 ranked ninth in the AP poll and 10th in the USA Today Coaches Poll. In the Big Ten, only Ohio State has more top 10 finishes since 2002.
- Since 1936 when the first AP poll was released, Iowa has appeared in the poll 339 times, the fifth highest total in the Big Ten (Ohio State, Michigan, Wisconsin, and MSU). Iowa has been the top-ranked team in the country 11 times.
- Iowa set a school record with 12 wins in 2015. The Hawkeyes won 11 games in 2002 (11-2), and 2009 (11-2). In 2009, Iowa started 9-0 and won 10 regular season games for just the fourth time in school history.
- Iowa won 10 or more games in three consecutive years (2002-04) for the first time in school history.
- Kirk Ferentz has been named Big Ten Coach of the Year four times (2002, 2004, 2009, 2015) and was named National Coach of the Year in 2002 and 2015. Only Michigan's Bo Schembechler (6) has more conference coach of the year honors. Iowa's Hayden Fry and Penn State's Joe Paterno both won the award three times.
- Iowa has had 10 individual national award winners under head coach Kirk Ferentz. They include Brad Banks (2002 Davey O'Brien, Top Quarterback; 2002 Associated Press National Player of the Year); Dallas Clark (2002 Mackey, Top Tight End); Nate Kaeding (2002 Groza, Top Kicker); Robert Gallery (2003 Outland, Top Lineman); Shonn Greene (2008 Doak Walker, Top Running Back); Brandon Scherff (2014 Outland, Top Lineman), Desmond King (2015 Jim Thorpe), Josey Jewell (2017 Lott IMPACT), T.J. Hockenson (2018, Mackey, Top Tight End).
- Iowa's offensive line earned the Joe Moore Award in 2016, an honor bestowed upon the top offensive line unit in the country. The Hawkeyes were named to the Joe Moore Award midseason honor roll in 2020.



## 2020 HONORS

**Spencer Petras**

Honorable mention All-Big Ten, media

**Nico Ragaini**

Preseason first-team All-Big Ten punt return specialist by Phil Steele

**Mekhi Sargent**

Honorable mention All-Big Ten, coaches and media  
Doak Walker Award preseason Watch List

**Kyler Schott**

Honorable mention All-Big Ten, coaches and media

**Ihmir Smith-Marsette**

Honorable mention All-Big Ten, offense and special teams, coaches and media

Big Ten Conference Offensive Player of the Week vs. Wisconsin

Paul Hornung Award preseason Watch List

Biletnikoff Award preseason Watch List

Preseason first-team All-America return specialist by USA Today

Preseason first-team All-America kick return specialist by Athlon Sports

Preseason third-team All-America kick return specialist by Phil Steele

Preseason first-team All-Big Ten return specialist by Athlon Sports

Preseason first-team All-Big Ten kick return specialist by Phil Steele

Preseason third-team All-Big Ten wide receiver by Pick Six Previews

Preseason fourth-team All-Big Ten wide receiver by Athlon Sports

**Tory Taylor**

First-team Freshman All-America by FWAA

Freshman All-America by 247Sports.com

Eddleman-Fields Big Ten Punter of the Year

First-team All-Big Ten, coaches and media

First-team All-Big Ten by Associated Press

Semifinalist for Ray Guy Award

FWAA Freshman All-America Watch List

Ray Guy Award Watch List

**Zach Van Valkenburg**

Second-team All-Big Ten, coaches and media

Big Ten Conference Defensive Player of the Week vs. Minnesota

- Iowa's football record in the 2000 decade was 80-45 (.640), a record that ranks as the best decade in Iowa football history, based on total wins. Iowa posted a record of 77-40-4 (.652) during the 1980's and the Hawkeyes were 62-53-2 (.538) in the 1990's. Iowa was 81-49 (.623) from 2010-19.





# IOWA FOOTBALL

**33 Bowl Games 11 Big Ten Championships 29 Consensus All-America Honors 17 CFB Hall of Fame Inductees**

Date	Opponent	Score	Conference Record	Time	Attend
Oct. 24	*at Purdue	L, 20-24	0-1	3:21	900
Oct. 31	* Northwestern	L, 20-21	0-2	3:16	1,432
Nov. 7	* Michigan State	W, 49-7	1-2	3:20	1,441
Nov. 13	* at Minnesota	W, 35-7	2-2	3:14	771
Nov. 21	* at Penn State	W, 41-21	3-2	3:26	1,500
Nov. 27	* Nebraska	W, 26-20	4-2	3:16	1,469
Dec. 5	* at Illinois	W, 35-21	5-2	3:19	875
Dec. 12	* #25 Wisconsin	W, 28-7	6-2	3:16	1,445
Dec. 19	* Michigan				

\* -- Big Ten Conference game

## ALL PURPOSE YARDS

All Purpose	g	rush	rcv	pr	kr	ir	total	avg/g
Goodson, Tyl	8	762	152	0	0	0	914	114.2
Smith-Marset	7	54	345	0	176	0	575	82.1
Sargent, Mek	8	432	6	0	0	0	438	54.8
LaPorta, Sam	8	0	271	0	0	0	271	33.9
Jones, Charlie	8	38	0	221	0	0	259	32.4
Smith, Brando	8	0	231	0	0	0	231	28.9
Ragaini, Nico	8	1	191	2	0	0	194	24.2
Tracy, Tyrone	8	22	154	0	0	0	176	22.0
Beyer, Shaun	8	0	158	0	0	0	158	19.8
Kelly-Martin, I.	7	54	22	0	40	0	116	16.6
Moss, Riley	8	0	0	0	0	111	111	13.9
Nixon, Daviyo	8	0	0	0	0	71	71	8.9
Pottebaum, M	8	0	39	0	0	0	39	4.9
Wade, B.	8	0	0	0	0	28	28	3.5
Williams, Gavi	1	28	0	0	0	0	28	28.0
Koerner, Jack	8	0	0	0	0	24	24	3.0
Kritta, Alec	1	0	12	0	0	0	12	12.0
Padilla, Alex	2	7	0	0	0	0	7	3.5
Golston, C.	8	0	0	0	0	-1	-1	-0.1
Petras, Spenc	8	-4	0	0	0	0	-4	-0.5
Team	5	-26	0	0	0	0	-26	-5.2
Total	0	1368	1581	223	216	233	3621	0.0
Opponents	0	861	1649	31	236	27	2804	0.0



Iowa Hawkeye Football  
IOWA Overall Team Statistics (as of Dec 20, 2020)  
All games

Team Statistics	IOWA	OPP
SCORING	254	128
Points Per Game	31.8	16.0
Points Off Turnovers	76	30
FIRST DOWNS	159	141
Rushing	68	58
Passing	82	78
Penalty	9	5
RUSHING YARDAGE	1368	861
Yards gained rushing	1537	1124
Yards lost rushing	169	263
Rushing Attempts	296	303
Average Per Rush	4.6	2.8
Average Per Game	171.0	107.6
TDs Rushing	18	8
PASSING YARDAGE	1581	1649
Comp-Att-Int	141-248-5	159-275-11
Average Per Pass	6.4	6.0
Average Per Catch	11.2	10.4
Average Per Game	197.6	206.1
TDs Passing	9	9
TOTAL OFFENSE	2949	2510
Total Plays	544	578
Average Per Play	5.4	4.3
Average Per Game	368.6	313.8
KICK RETURNS: #-Yards	12-216	15-236
PUNT RETURNS: #-Yards	23-223	6-31
INT RETURNS: #-Yards	11-233	5-27
KICK RETURN AVERAGE	18.0	15.7
PUNT RETURN AVERAGE	9.7	5.2
INT RETURN AVERAGE	21.2	5.4
FUMBLES-LOST	11-4	13-7
PENALTIES-Yards	38-317	39-331
Average Per Game	39.6	41.4
PUNTS-Yards	40-1765	53-2186
Average Per Punt	44.1	41.2
Net punt average	42.8	36.7
KICKOFFS-Yards	51-3091	28-1606
Average Per Kick	60.6	57.4
Net kick average	41.3	38.0
TIME OF POSSESSION/Game	29:20	30:40
3RD-DOWN Conversions	36/107	54/134
3rd-Down Pct	34%	40%
4TH-DOWN Conversions	6/9	8/16
4th-Down Pct	67%	50%
SACKS BY-Yards	22-153	11-74
MISC YARDS	0	0
TOUCHDOWNS SCORED	30	17
FIELD GOALS-ATTEMPTS	14-19	3-6
ON-SIDE KICKS	0-0	0-0
RED-ZONE SCORES	(33-36) 92%	(16-22) 73%
RED-ZONE TOUCHDOWNS	(24-36) 67%	(13-22) 59%
PAT-ATTEMPTS	(26-27) 96%	(15-16) 94%
ATTENDANCE	5787	4046
Games/Avg Per Game	4/1447	4/1012
Neutral Site Games		0/0

Score by Quarters	1st	2nd	3rd	4th	OT	Total
IOWA	54	88	44	68	0	254
Opponents	21	41	42	24	0	128

Iowa Hawkeye Football  
IOWA Overall Individual Statistics (as of Dec 20, 2020)  
All games

Rushing	gp	att	gain	loss	net	avg	td	lg	avg/g
Goodson, Tyler	8	143	812	50	762	5.3	7	80	95.2
Sargent, Mekhi	8	76	441	9	432	5.7	7	36	54.0
Kelly-Martin, I.	7	13	56	2	54	4.2	0	14	7.7
Smith-Marsette	7	7	62	8	54	7.7	1	31	7.7
Jones, Charlie	8	2	38	0	38	19.0	0	27	4.8
Williams, Gavin	1	8	28	0	28	3.5	0	7	28.0
Tracy, Tyrone	8	2	22	0	22	11.0	0	21	2.8
Padilla, Alex	2	2	7	0	7	3.5	0	6	3.5
Ragaini, Nico	8	1	1	0	1	1.0	1	1	0.1
Pottebaum, Monte	8	1	0	0	0	0.0	0	0	0.0
Petras, Spencer	8	32	70	74	-4	-0.1	2	10	-0.5
Team	5	9	0	26	-26	-2.9	0	0	-5.2
Total	8	296	1537	169	1368	4.6	18	80	171.0
Opponents	8	303	1124	263	861	2.8	8	33	107.6

Passing	gp	effic	comp-att-int	pct	yds	td	lg	avg/g
Petras, Spencer	8	118.98	140-245-5	57.1	1569	9	53	196.1
Padilla, Alex	2	100.40	1-2-0	50.0	12	0	12	6.0
Team	5	0.00	0-1-0	0.0	0	0	0	0.0
Total	8	118.35	141-248-5	56.9	1581	9	53	197.6
Opponents	8	110.99	159-275-11	57.8	1649	9	68	206.1

Receiving	gp	no.	yds	avg	td	lg	avg/g
LaPorta, Sam	8	27	271	10.0	1	24	33.9
Smith-Marsette	7	25	345	13.8	4	53	49.3
Smith, Brandon	8	23	231	10.0	2	19	28.9
Ragaini, Nico	8	18	191	10.6	0	28	23.9
Goodson, Tyler	8	15	152	10.1	0	40	19.0
Tracy, Tyrone	8	14	154	11.0	1	24	19.2
Beyer, Shaun	8	11	158	14.4	1	28	19.8
Pottebaum, Monte	8	3	39	13.0	0	20	4.9
Kelly-Martin, I.	7	3	22	7.3	0	17	3.1
Kritta, Alec	1	1	12	12.0	0	12	12.0
Sargent, Mekhi	8	1	6	6.0	0	6	0.8
Total	8	141	1581	11.2	9	53	197.6
Opponents	8	159	1649	10.4	9	68	206.1

Punt Returns	no.	yds	avg	td	lg
Jones, Charlie	21	221	10.5	1	54
Ragaini, Nico	2	2	1.0	0	2
Total	23	223	9.7	1	54
Opponents	6	31	5.2	0	17

Interceptions	no.	yds	avg	td	lg
Koerner, Jack	3	24	8.0	0	19
Wade, B.	2	28	14.0	0	16
Moss, Riley	2	111	55.5	1	57
Nixon, Daviyon	1	71	71.0	1	71
Golston, C.	1	-1	-1.0	0	0
Campbell, Jack	1	0	0.0	0	0
Hankins, Matt	1	0	0.0	0	0
Total	11	233	21.2	2	71
Opponents	5	27	5.4	0	18

Kick Returns	no.	yds	avg	td	lg
Smith-Marsette	8	176	22.0	0	33
Kelly-Martin, I.	2	40	20.0	0	23
LaPorta, Sam	2	0	0.0	0	0
Total	12	216	18.0	0	33
Opponents	15	236	15.7	0	24

Fumble Returns	no.	yds	avg	td	lg
Total	0	0	0.0	0	0
Opponents	1	2	2.0	0	2

Iowa Hawkeye Football  
IOWA Overall Individual Statistics (as of Dec 20, 2020)  
All games

Scoring	td	fg	PAT				dxd	saf	pts
			kick	rush	rcv	pass			
Duncan,Keith	-	14-18	26-26	-	-	-	-	-	68
Goodson,Tyler	7	-	-	1-1	1	-	-	-	46
Sargent,Mekhi	7	-	-	-	-	-	-	-	42
Smith-Marsette	5	-	-	-	-	-	-	-	30
Smith,Brandon	2	-	-	-	1	-	-	-	14
Petras,Spencer	2	-	-	-	-	2-2	-	-	12
Beyer,Shaun	1	-	-	-	-	-	-	-	6
Nixon,Daviyon	1	-	-	-	-	-	-	-	6
LaPorta,Sam	1	-	-	-	-	-	-	-	6
Tracy,Tyrone	1	-	-	-	-	-	-	-	6
Ragaini,Nico	1	-	-	-	-	-	-	-	6
Jones,Charlie	1	-	-	-	-	-	-	-	6
Moss,Riley	1	-	-	-	-	-	-	-	6
Shudak,Caleb	-	0-1	-	-	-	-	-	-	0
Team	-	-	0-1	-	-	-	-	-	0
Total	30	14-19	26-27	1-1	2	2-2	-	-	254
Opponents	17	3-6	15-16	-	1	1-1	-	-	128

Total Offense	g	plays	rush	pass	total	avg/g
Petras,Spencer	8	277	-4	1569	1565	195.6
Goodson,Tyler	8	143	762	0	762	95.2
Sargent,Mekhi	8	76	432	0	432	54.0
Smith-Marsette	7	7	54	0	54	7.7
Kelly-Martin,I.	7	13	54	0	54	7.7
Jones,Charlie	8	2	38	0	38	4.8
Williams,Gavin	1	8	28	0	28	28.0
Tracy,Tyrone	8	2	22	0	22	2.8
Padilla,Alex	2	4	7	12	19	9.5
Ragaini,Nico	8	1	1	0	1	0.1
Team	5	10	-26	0	-26	-5.2
Total	8	544	1368	1581	2949	368.6
Opponents	8	578	861	1649	2510	313.8

Field Goals	fg	pct.	01-19	20-29	30-39	40-49	50-99	lg	blk
Duncan,Keith	14-18	77.8	0-0	4-4	5-6	5-5	0-3	48	0
Shudak,Caleb	0-1	0.0	0-0	0-0	0-0	0-0	0-1	0	0

FG Sequence	IOWA	Opponents
Purdue	(27),(33)	(29)
Northwestern	(22),(47),52	-
Michigan State	37	48
Minnesota	50	39
Penn State	(40),50,(24)	-
Nebraska	(32),(33),(48),(37),51	(31),(39)
Illinois	(40),(27)	-
Wisconsin	(30),(45)	47

Punting	no.	yds	avg	lg	tb	fc	i20	50+	blk
Taylor,Tory	40	1765	44.1	61	1	20	18	9	0
Total	40	1765	44.1	61	1	20	18	9	0
Opponents	53	2186	41.2	60	1	10	15	6	0

Kickoffs	no.	yds	avg	tb	ob	retn	net	ydln
Shudak,Caleb	51	3091	60.6	30	0			
Total	51	3091	60.6	30	0	15.7	41.3	23
Opponents	28	1606	57.4	13	0	18.0	38.0	26

Numbers in (parentheses) indicate field goal was made.

Iowa Hawkeye Football  
IOWA Overall Defensive Statistics (as of Dec 20, 2020)  
All games

#	Defensive Leaders	gp	Tackles				Sacks no-yds	Pass defense			Fumbles		blkd	
			ua	a	tot	tfl/yds		int-yds	brup	qbh	rcv-yds	ff	kick	saf
49	Niemann,Nick	8	37	40	77	2.5-4	.	.	.	.	1-0	.	.	.
44	Benson,Seth	7	26	21	47	3.0-21	2.0-20	.	.	3	.	.	.	.
57	Golston,C.	8	24	21	45	8.5-58	5.5-47	1--1	1	3	.	1	.	.
54	Nixon,Daviyon	8	22	23	45	13.5-56	5.5-31	1-71	1	1	.	1	.	.
28	Koerner,Jack	8	26	19	45	2.0-4	.	3-24	2	1	.	.	1	.
33	Moss,Riley	8	33	10	43	0.5-2	.	2-111	4	.	.	.	.	.
8	Hankins,Matt	8	28	13	41	.	.	1-0	5	.	.	.	.	.
4	Belton,Dane	8	19	14	33	1.5-7	1.0-6	.	5	.	.	1	.	.
97	VanValkenburg,Z	8	14	16	30	8.5-35	3.5-19	.	.	2	4-0	1	.	.
31	Campbell,Jack	5	21	8	29	4.5-21	1.0-8	1-0	3	.	.	1	.	.
26	Merriweather,K.	8	13	10	23	.	.	.	1	.	.	.	.	.
96	Heflin,Jack	8	13	8	21	3.5-9	1.0-5	.	.	1	.	.	.	.
35	Wade,B.	8	8	4	12	1.0-9	1.0-9	2-28	.	.	.	.	.	.
99	Shannon,Noah	8	6	5	11	0.5-5	0.5-5	.	1	.	.	.	.	.
22	Roberts,Terry	8	6	3	9	.	.	.	.	.	2-0	.	.	.
13	Evans,Joe	8	3	4	7	2.0-8	1.0-3	.	1	4	.	.	.	.
21	Kelly-Martin,I.	7	3	2	5	.	.	.	.	.	.	.	.	.
5	Jacobs,Jestin	5	2	2	4	.	.	.	.	.	.	.	.	.
20	Brents,Julius	7	1	3	4	.	.	.	1	.	.	.	.	.
7A	Bracy,Reggie	8	3	1	4	.	.	.	1	.	.	.	.	.
36	Timm,Mike	8	3	1	4	.	.	.	.	.	.	.	.	.
47	Anderson,Nick	8	2	1	3	.	.	.	.	.	.	.	.	.
94	Black,Yahya	4	1	2	3	0.5-1	.	.	.	.	.	.	.	.
65	Linderbaum,T.	8	3	.	3	.	.	.	.	.	.	.	.	.
92	Waggoner,John	4	.	3	3	.	.	.	.	1	.	.	.	.
30	Schulte,Quinn	3	3	.	3	.	.	.	.	.	.	.	.	.
34	Higgins,Jay	5	2	.	2	.	.	.	.	.	.	.	.	.
37	Fisher,Kyler	7	2	.	2	.	.	.	.	.	.	.	.	.
85	Lee,Logan	2	1	.	1	.	.	.	.	.	.	.	.	.
66	Jacobus,Dalles	7	.	1	1	.	.	.	.	.	.	.	.	.
23	Byrd,Shadrick	1	.	1	1	.	.	.	.	.	.	.	.	.
38	Pottebaum,Monte	8	1	.	1	.	.	.	.	.	.	.	.	.
18	Spiewak,Austin	8	1	.	1	.	.	.	.	.	.	.	.	.
46	Klemp,Logan	4	1	.	1	.	.	.	.	.	.	.	.	.
10	Sargent,Mekhi	8	1	.	1	.	.	.	.	.	.	.	.	.
84	LaPorta,Sam	8	1	.	1	.	.	.	.	.	.	.	.	.
Total		8	330	236	566	52-240	22-153	11-233	26	16	7-0	5	1	.
Opponents		8	327	186	513	41-146	11-74	5-27	19	6	4-2	6	.	.

				Times	Times	Total		Rush	Pass	FGs	Failed to score inside RZ					
Date	Opponent	Score		In RZ	Scored	Pts	TDs	TDs	TDs	Made	FGA	Down	Int	Fumb	Half	Game
Oct 24, 2020	at Purdue	L 20-24		5	4	24	3	0	3	1	0	0	1	0	0	0
Oct 31, 2020	NORTHWESTERN	L 20-21		3	3	21	3	3	0	0	0	0	0	0	0	0
Nov 07, 2020	MICHIGAN STATE	W 49-7		1	1	7	1	1	0	0	0	0	0	0	0	0
Nov 13, 2020	at Minnesota	W 35-7		3	1	7	1	0	1	0	1	0	1	0	0	0
Nov 21, 2020	at Penn State	W 41-21		1	1	7	1	1	0	0	0	0	0	0	0	0
Nov 27, 2020	NEBRASKA	W 26-20		4	4	20	2	2	0	2	0	0	0	0	0	0
Dec 05, 2020	at Illinois	W 35-21		2	1	7	1	0	1	0	0	1	0	0	0	0
Dec 12, 2020	WISCONSIN	W 28-7		3	1	7	1	1	0	0	0	1	1	0	0	0
Totals				22	16	100	13	8	5	3	1	2	3	0	0	0
16 of 22 (72.7%)																

# Iowa Hawkeye Football

## IOWA Combined Team Statistics (as of Dec 20, 2020)

### All games

Date	Opponent	Score	Att.
* Oct 24, 2020	at Purdue	L 20-24	900
* Oct 31, 2020	NORTHWESTERN	L 20-21	1432
* Nov 07, 2020	MICHIGAN STATE	W 49-7	1441
* Nov 13, 2020	at Minnesota	W 35-7	771
* Nov 21, 2020	at Penn State	W 41-21	1500
* Nov 27, 2020	NEBRASKA	W 26-20	1469
* Dec 05, 2020	at Illinois	W 35-21	875
* Dec 12, 2020	WISCONSIN	W 28-7	1445

Record:	Overall	Home	Away	Neutral
All games	6-2	3-1	3-1	0-0
Conference	6-2	3-1	3-1	0-0
Non-Conference	0-0	0-0	0-0	0-0

Team Statistics	IOWA	OPP
FIRST DOWNS	159	141
Rushing	68	58
Passing	82	78
Penalty	9	5
RUSHING YARDAGE	1368	861
Rushing Attempts	296	303
Average Per Rush	4.6	2.8
Average Per Game	171.0	107.6
TDs Rushing	18	8
PASSING YARDAGE	1581	1649
Comp-Att-Int	141-248-5	159-275-11
Average Per Pass	6.4	6.0
Average Per Catch	11.2	10.4
Average Per Game	197.6	206.1
TDs Passing	9	9
TOTAL OFFENSE	2949	2510
Average Per Play	5.4	4.3
Average Per Game	368.6	313.8
KICK RETURNS: #-Yards	12-216	15-236
PUNT RETURNS: #-Yards	23-223	6-31
INT RETURNS: #-Yards	11-233	5-27
FUMBLES-LOST	11-4	13-7
PENALTIES-Yards	38-317	39-331
PUNTS-AVG	40-44.1	53-41.2
TIME OF POSSESSION/Game	29:20	30:40
3RD-DOWN Conversions	36/107	54/134
4TH-DOWN Conversions	6/9	8/16

Interceptions	no.	yds	avg	td	lg
Koerner, Jack	3	24	8.0	0	19
Moss, Riley	2	111	55.5	1	57
Wade, B.	2	28	14.0	0	16
Hankins, Matt	1	0	0.0	0	0
Golston, C.	1	-1	-1.0	0	0
Nixon, Daviyon	1	71	71.0	1	71
Campbell, Jack	1	0	0.0	0	0

Punting	no.	yds	avg	lg	tb	fc	i20	50+	blk
Taylor, Tory	40	1765	44.1	61	1	20	18	9	0

Punt Returns	no.	yds	avg	td	lg
Jones, Charlie	21	221	10.5	1	54
Ragaini, Nico	2	2	1.0	0	2
Total	23	223	9.7	1	54
Opponents	6	31	5.2	0	17

Kick Returns	no.	yds	avg	td	lg
Smith-Marsette	8	176	22.0	0	33
Kelly-Martin, I.	2	40	20.0	0	23
LaPorta, Sam	2	0	0.0	0	0
Total	12	216	18.0	0	33
Opponents	15	236	15.7	0	24

All Purpose	g	rush	rcv	pr	kr	ir	total	avg/g
Goodson, Tyler	8	762	152	0	0	0	914	114.2
Smith-Marsette	7	54	345	0	176	0	575	82.1
Sargent, Mekhi	8	432	6	0	0	0	438	54.8
LaPorta, Sam	8	0	271	0	0	0	271	33.9
Jones, Charlie	8	38	0	221	0	0	259	32.4
Total	8	1368	1581	223	216	233	3621	452.6
Opponents	8	861	1649	31	236	27	2804	350.5

Total Offense	g	plays	rush	pass	total	avg/g
Petras, Spencer	8	277	-4	1569	1565	195.6
Goodson, Tyler	8	143	762	0	762	95.2
Sargent, Mekhi	8	76	432	0	432	54.0
Smith-Marsette	7	7	54	0	54	7.7
Kelly-Martin, I.	7	13	54	0	54	7.7
Total	8	544	1368	1581	2949	368.6
Opponents	8	578	861	1649	2510	313.8

Rushing	gp	att	gain	loss	net	avg	td	lg	avg/g
Goodson, Tyler	8	143	812	50	762	5.3	7	80	95.2
Sargent, Mekhi	8	76	441	9	432	5.7	7	36	54.0
Kelly-Martin, I.	7	13	56	2	54	4.2	0	14	7.7
Smith-Marsette	7	7	62	8	54	7.7	1	31	7.7
Jones, Charlie	8	2	38	0	38	19.0	0	27	4.8
Williams, Gavin	1	8	28	0	28	3.5	0	7	28.0
Tracy, Tyrone	8	2	22	0	22	11.0	0	21	2.8
Padilla, Alex	2	2	7	0	7	3.5	0	6	3.5
Ragaini, Nico	8	1	1	0	1	1.0	1	1	0.1
Total	8	296	1537	169	1368	4.6	18	80	171.0
Opponents	8	303	1124	263	861	2.8	8	33	107.6

Passing	gp	effic	comp-att-int	pct	yds	td	lg	avg/g
Petras, Spencer	8	118.98	140-245-5	57.1	1569	9	53	196.1
Padilla, Alex	2	100.40	1-2-0	50.0	12	0	12	6.0
Team	5	0.00	0-1-0	0.0	0	0	0	0.0
Total	8	118.35	141-248-5	56.9	1581	9	53	197.6
Opponents	8	110.99	159-275-11	57.8	1649	9	68	206.1

Receiving	gp	no.	yds	avg	td	lg	avg/g
LaPorta, Sam	8	27	271	10.0	1	24	33.9
Smith-Marsette	7	25	345	13.8	4	53	49.3
Smith, Brandon	8	23	231	10.0	2	19	28.9
Ragaini, Nico	8	18	191	10.6	0	28	23.9
Goodson, Tyler	8	15	152	10.1	0	40	19.0
Tracy, Tyrone	8	14	154	11.0	1	24	19.2
Beyer, Shaun	8	11	158	14.4	1	28	19.8
Pottebaum, Monte	8	3	39	13.0	0	20	4.9
Kelly-Martin, I.	7	3	22	7.3	0	17	3.1
Kritta, Alec	1	1	12	12.0	0	12	12.0
Sargent, Mekhi	8	1	6	6.0	0	6	0.8
Total	8	141	1581	11.2	9	53	197.6
Opponents	8	159	1649	10.4	9	68	206.1

Field Goals	fg	pct.	01-19	20-29	30-39	40-49	50-99	lg	blk
Duncan, Keith	14-18	77.8	0-0	4-4	5-6	5-5	0-3	48	0
Shudak, Caleb	0-1	0.0	0-0	0-0	0-0	0-0	0-1	0	0

Scoring	td	fg	PAT	kick	rush	rcv	pass	dxp	saf	pts
Duncan, Keith	-	14-18	26-26	-	-	-	-	-	-	68
Goodson, Tyler	7	-	-	1-1	-	-	-	-	-	46
Sargent, Mekhi	7	-	-	-	-	-	-	-	-	42
Smith-Marsette	5	-	-	-	-	-	-	-	-	30
Smith, Brandon	2	-	-	-	-	1	-	-	-	14
Petras, Spencer	2	-	-	-	-	2-2	-	-	-	12
Moss, Riley	1	-	-	-	-	-	-	-	-	6
Nixon, Daviyon	1	-	-	-	-	-	-	-	-	6
Jones, Charlie	1	-	-	-	-	-	-	-	-	6
Beyer, Shaun	1	-	-	-	-	-	-	-	-	6
Tracy, Tyrone	1	-	-	-	-	-	-	-	-	6
Ragaini, Nico	1	-	-	-	-	-	-	-	-	6
LaPorta, Sam	1	-	-	-	-	-	-	-	-	6
Total	30	14-19	26-27	1-1	2	2-2	-	-	254	
Opponents	17	3-6	15-16	-	1	1-1	-	-	128	

Score by Quarters	1st	2nd	3rd	4th	OT	Total
IOWA	54	88	44	68	0	254
Opponents	21	41	42	24	0	128

#	Defensive Leaders	gp	ua	Tackles	tfl/yds	Sacks	Pass defense	Fumbles	blkd	saf
40	Niemann, Nick	8	27	40	77	25.4		1.0		



# IOWA FOOTBALL

**33 Bowl Games 11 Big Ten Championships 29 Consensus All-America Honors 17 CFB Hall of Fame Inductees**

Game	Score	First Downs	Rushing Att-Net	Pass. Yards	Passing Com.-Att.-Int	Total Offense	Punts-Avg.	Fum.-Lost	Pen. Yds.
Iowa	20	19	36-195	265	22-39-0	460	6-44.2	3-2	10-100
at Purdue	24	24	27-104	282	31-50-2	386	6-47.5	0-0	3-21
Northwestern	21	18	60-143	130	11-18-1	273	6-41.7	3-2	6-45
at Iowa	20	20	23-77	216	26-51-3	293	4-49.0	0-0	3-20
Michigan State	7	10	32-59	227	17-38-3	286	10-40.5	1-0	8-55
at Iowa	49	19	41-226	179	16-29-0	405	7-45.9	1-0	6-35
Iowa	35	20	35-235	111	9-18-1	346	3-44.3	0-0	2-25
at Minnesota	7	19	40-145	167	16-33-2	312	6-36.8	0-0	8-85
Iowa	41	24	46-175	186	18-28-0	361	5-44.4	2-1	6-45
at Penn State	21	19	35-62	280	26-38-2	342	4-45.2	3-2	2-15
Nebraska	20	20	38-143	195	21-25-0	338	5-37.0	4-2	4-40
at Iowa	26	22	45-129	193	18-30-1	322	2-40.5	2-0	2-20
Iowa	35	22	38-204	220	18-28-0	424	5-42.0	1-0	3-22
at Illinois	21	20	38-149	199	17-35-0	348	7-38.0	0-0	3-30
Wisconsin	7	11	33-56	169	20-38-1	225	9-43.7	2-1	5-40
at Iowa	28	13	32-127	211	14-25-0	338	8-42.1	2-1	6-50





# IOWA FOOTBALL

**33 Bowl Games 11 Big Ten Championships 29 Consensus All-America Honors 17 CFB Hall of Fame Inductees**

## Individual

Points	16, Keith Duncan vs. Nebraska, 11/27/20
Rushing Attempts	30, Tyler Goodson vs. Nebraska, 11/27/20
Yards Rushing	142, Tyler Goodson at Minnesota, 11/13/20
Pass Attempts	50, Spencer Petras (26 comp.) vs. Northwestern, 10/31/20
Pass Completions	26 (50 att.), Spencer Petras vs. Northwestern, 10/31/20
Yards Passing	265 (22-of-39), Spencer Petras at Purdue, 10/24/20
Receptions	7, 2X, last Ihmir Smith-Marsette vs. Wisconsin, 12/12/20
Yards Receiving	140, Ihmir Smith-Marsette vs. Wisconsin, 12/12/20
Yards Total Offense	265, Spencer Petras at Purdue, 10/24/20
All-Purpose Yards	167, Ihmir Smith-Marsette vs. Wisconsin, 12/12/20
Yards Punt Returns	105, Charlie Jones vs. Michigan State, 11/7/20
Yards Kickoff Returns	65, Ihmir Smith-Marsette at Purdue, 10/24/20
Field Goals Made	4, Keith Duncan vs. Nebraska, 11/27/20
Extra Points	7, Keith Duncan vs. Michigan State, 11/7/20
Interceptions	1, 11X, last Jack Campbell vs. Wisconsin, 12/12/20
Tackles	17, Nick Niemann at Penn State, 11/21/20
Sacks	3.0, Zach VanValkenburg at Minnesota, 11/13/20
TFL's	3.0, 3X, last Daviyon Nixon vs. Nebraska, 11/27/20

## Team Offense (Iowa highs)

Points	49 vs. Michigan State, 11/7/20
Rushing Attempts	46 at Penn State, 11/21/20
Net Yards Rushing	235 at Minnesota, 11/13/20
Pass Attempts	51 (26 comp.) vs. Northwestern, 10/31/20
Pass Completions	26 (51 att.) vs. Northwestern, 10/31/20
Yards Passing	265 (22-of-39) at Purdue, 10/24/20
Yards Total Offense	460 at Purdue, 10/24/20
Total Plays	75, 2X, last vs. Nebraska, 11/27/20
First Downs	24 at Penn State, 11/21/20

## Team Defense (Opponents lows)

Points	7, 3X, last vs. Wisconsin, 12/12/20
Rushing Attempts	27 at Purdue, 10/24/20
Net Yards Rushing	56 vs. Wisconsin, 12/12/20
Pass Attempts	18 (11 comp.) vs. Northwestern, 10/31/20
Pass Completions	11 (18 comp.) vs. Northwestern, 10/31/20
Yards Passing	130 (11-of-18) vs. Northwestern, 10/31/20
Yards Total Offense	225 vs. Wisconsin, 12/12/20
Total Plays	70 vs. Michigan State, 11/7/20
First Downs	10 vs. Michigan State, 11/7/20

## Longest Plays

Run	80	Tyler Goodson vs. Wisconsin, 12/12/20
Reception	53	Ihmir Smith-Marsette vs. Wisconsin, 12/12/20
Field Goal	47	Keith Duncan vs. Northwestern, 10/31/20
Interception Return	71 (TD)	Daviyon Nixon at Penn State, 11/21/20
Fumble Return	--	
Punt Return	54 (TD)	Charlie Jones vs. Michigan State, 11/7/20
Kickoff Return	33	Ihmir Smith-Marsette vs. Northwestern, 10/31/20
Scoring drive	88 (10-5:35)	at Illinois, 12/5/20
Non-scoring drive	59 (7 plays, 2:35)	at Purdue, 10/24/20





# IOWA FOOTBALL

**33 Bowl Games 11 Big Ten Championships 29 Consensus All-America Honors 17 CFB Hall of Fame Inductees**

## A kickoff was returned for a TD . . .

by Iowa -- Ihmir Smith-Marsette (98 yards), vs. USC, 12/27/19  
by an opponent -- Will Likely (100 yards), Maryland, 10/31/15

## A punt was returned for a TD . . .

by Iowa -- Charlie Jones (returned 54 yards on PR), vs. Michigan State, 11/7/20  
by Iowa -- Paki O'Meara (returned 42 yards after block), vs. Eastern Illinois, 9/4/10  
by an opponent -- Christian McCaffrey (63 yards), Stanford, 1/1/16  
by an opponent -- Tremaine McCollum (returned six yards after block), Florida, 1/2/06

## Two punts were returned for a TD . . .

by Iowa -- Kevonte Martin-Manley (83 and 63 yards), vs. Western Michigan, 9/21/13

## A punt was blocked . . .

by Iowa -- A.J. Epenesa at Illinois, 11/17/18  
by an opponent -- Jauan Wesley vs. Northern Illinois, 9/1/18

## A punt was blocked and returned for a TD...

by Iowa -- Ben Niemann vs. Northwestern, 11/1/14  
by an opponent -- Ryan Lewis (block), Pat Amara, Jr., return (TD) vs. Pittsburgh, 9/19/15

## A field goal was blocked...

by Iowa -- Jack Koerner at Minnesota, 11/13/20  
by an opponent -- Rickey Neal vs. Northern Iowa, 9/15/18

## An interception was returned for a TD . . .

by Iowa -- Daviyon Nixon (71 yards) at Penn State, 11/21/20  
by an opponent -- Chauncey Gardner, Jr., (58 yards), vs. Florida, 1/2/17

## Two interceptions were returned for a TD . . .

by Iowa (individual) -- Josh Jackson (43 yards, 52 yards) at Wisconsin, 11/11/17  
by Iowa (team) -- Josey Jewell (34 yards), Bo Bower (88 yards) vs. North Texas, 9/26/15

## A fumble was returned for a TD . . .

by Iowa -- A.J. Epenesa (19 yards) at Illinois, 11/17/18  
by an opponent -- Blake Dueitt (35 yards), vs. Ball State, 9/6/14

## A blocked PAT attempt was returned for a score . . .

by Iowa -- D.J. Johnson (99 yards), at Penn State, 9/28/02  
by an opponent -- Jason Simmons (85 yards), at Ohio State, 11/2/91

## A safety was scored . . .

by Iowa -- (2) at Penn State, 10/27/18 on Dominique Daffney blocked punt & PSU bad snap  
by an opponent -- Shareef Miller TFL on Akrum Wadley rush vs. Penn State, 9/23/17

## A player rushed for over 200 yards . . .

by Iowa -- Akrum Wadley (26-204), at Northwestern, 10/17/15  
by an opponent -- Jonathan Taylor (31-250), at Wisconsin, 11/9/19

## Iowa had two 100 yard receivers...

T.J. Hockenson (4-107-2), Noah Fant (4-101-1), at Indiana, 10/13/18

## A player passed for over 300 yards . . .

by Iowa -- Nate Stanley (308), vs. Illinois, 11/23/19  
by an opponent -- Tanner Morgan (368), Minnesota, 11/16/19

## A player scored four TDs . . .

by Iowa -- Akrum Wadley (4 rush), at Northwestern, 10/17/15  
by an opponent -- Darnell Autry (3 rush, 1 rec.), Northwestern, 11/9/96

## A team rushed for over 400 yards . . .

by Iowa -- vs. Tulsa (408 yards), 9/13/97  
by an opponent -- Indiana (433 yards), 9/30/00

## A team passed for over 400 yards . . .

by Iowa -- vs. Indiana (426 yards), 10/23/99  
by an opponent -- Purdue (458 yards), 10/15/16

## A team gained over 600 yards of total offense . . .

by Iowa -- vs. Middle Tennessee (644 yards), 9/28/19  
by an opponent -- Wisconsin (604 yards), 11/13/99

## A team scored over 50 points . . .

by Iowa -- at Illinois (63 points), 11/17/18  
by an opponent -- at Minnesota (51 points), 11/8/14

## A team was held under 75 yards rushing . . .

by Iowa -- vs. Wisconsin, 33-56 yards, 12/12/20  
by an opponent -- vs. Michigan State, 32-59 yards, 11/7/20

## A team was held under 100 yards passing . . .

by Iowa -- Rutgers (47 yards), 9/7/19  
by an opponent -- Nebraska (99 yards), 11/29/19

## A team was held at/under 200 yards of total offense . . .

by Iowa -- Rutgers (125 yards), 9/7/19  
by an opponent -- vs. Mississippi State (199 yards), 1/1/19

## Iowa scored 3 or more non-offensive touchdowns . . .

by Iowa -- vs. Western Michigan (2 punts, 2 interceptions), 9/21/13

## Iowa recovered an onside kick . . .

by Iowa -- first quarter vs. Illinois, 10/7/17

## LARGEST MARGINS

### Iowa Victories

Opponent, Year .....	Score	Mar.
Iowa Teachers, 1914 .....	95-0	95
Coe, 1908 .....	92-0	92
Iowa Wesleyan, 1890 .....	91-0	91
Cornell, 1904 .....	88-0	88
Cornell, 1913 .....	76-0	76
Des Moines, 1905 .....	72-0	72
Northwestern, 1913 .....	78-6	72
Grinnell, 1904 .....	69-0	69
Iowa Teachers, 1900 .....	68-0	68
Northern Iowa, 1997 .....	66-0	66
Northwestern, 1981 .....	64-0	64
at Illinois, 2018 .....	63-0	63
Cornell, 1920 .....	63-0	63
Indiana, 1997 .....	62-0	62
UTEP, 1986 .....	69-7	62
Grinnell, 1900 .....	63-2	61
Washington ( Mo.), 1902 .....	61-0	61
Knox, 1922 .....	61-0	61
Cornell, 1894 .....	60-0	60
Indiana, 1913 .....	60-0	60
North Dakota St., 1947 .....	59-0	59
Illinois, 1985 .....	59-0	59
Cornell, 1891 .....	64-6	58
Illinois, 1899 .....	58-0	58
Drake, 1985 .....	58-0	58
Upper Iowa, 1900 .....	57-0	57
Western Michigan, 2013 .....	59-3	56
Ball State, 2005 .....	56-0	56
Coe, 1893 .....	56-0	56
Purdue, 1922 .....	56-0	56
Utah State, 1957 .....	70-14	56
Minnesota, 2008 .....	55-0	55
Ripon, 1928 .....	61-6	55
Iowa State, 1985 .....	57-3	54
Northern Illinois, 1986 .....	57-3	54
Cincinnati, 1990 .....	63-10	53
Kansas State, 1959 .....	53-0	53
Northwestern, 2002 .....	62-10	52
Kent State, 2001 .....	51-0	51
Minnesota, 1983 .....	61-10	51
Northern Illinois, 1991 .....	58-7	51

### Iowa Defeats

Opponent, year .....	Score	Mar.
Michigan, 1902 .....	0-107	107
Illinois, 1902 .....	0-80	80
Minnesota, 1903 .....	0-75	75
Minnesota, 1916 .....	0-67	67
Ohio State, 1950 .....	21-83	62
Denver A.C., 1893 .....	0-58	58
Nebraska, 1980 .....	0-57	57
Michigan, 1971 .....	7-63	56
Michigan, 1970 .....	0-55	55
USC, 1976 .....	0-55	55
Kansas, 1895 .....	0-54	54
Minnesota, 1936 .....	0-52	52
Notre Dame, 1967 .....	6-56	50
Illinois, 1973 .....	0-50	50





# IOWA FOOTBALL

33 Bowl Games 11 Big Ten Championships 29 Consensus All-America Honors 17 CFB Hall of Fame Inductees

## OFFENSE

Opponent	WR	TE/WR	LT	LG	C	RG	RT	QB	RB	FB/TE/WR	WR/TE
at Purdue	Smith	LaPorta	Jackson	Schott	Linderbaum	Banwart	Cronk	Petras	Goodson	Beyer	Smith-Marsette
Northwestern	Smith	LaPorta	Jackson	Schott	Linderbaum	Banwart	Cronk	Petras	Goodson	Ragaini	Smith-Marsette
Michigan State	Smith	LaPorta	Jackson	Ince	Linderbaum	Banwart	Kallengerberger	Petras	Goodson	Ragaini	Tracy, Jr.
at Minnesota	Smith	Beyer	Jackson	Ince	Linderbaum	Banwart	Kallengerberger	Petras	Goodson	Pottebaum	Tracy, Jr.
at Penn State	Smith	LaPorta	Jackson	Ince	Linderbaum	Banwart	Kallengerberger	Petras	Goodson	Beyer	Smith-Marsette
Nebraska	Smith	LaPorta	Jackson	Ince	Linderbaum	Banwart	Plumb	Petras	Goodson	Beyer	Smith-Marsette
at Illinois	Smith	Beyer	Jackson	Ince	Linderbaum	Banwart	Plumb	Petras	Goodson	Pottebaum	Tracy, Jr.
Wisconsin	Smith	Beyer	Jackson	Ince	Linderbaum	Banwart	Kallengerberger	Petras	Sargent	Pottebaum	Tracy, Jr.
Michigan											
<b>Consec. Starts</b>	<b>8</b>	<b>5</b>	<b>17</b>	<b>6</b>	<b>21</b>	<b>8</b>	<b>1</b>	<b>8</b>	<b>1</b>	<b>2</b>	<b>2</b>
<b>Career Starts</b>	<b>27</b>	<b>14</b>	<b>42</b>	<b>6</b>	<b>21</b>	<b>17</b>	<b>9</b>	<b>8</b>	<b>13</b>	<b>3</b>	<b>12</b>

\* Cronk made 40 career starts at Indiana

## DEFENSE

Opponent	RE	DT	DT	LE	WLB	MLB	LEO/CASH	CB	CB	SS	FS/LB
at Purdue	VanValkenburg	Nixon	Heflin	Golston	Jacobs	Niemann	Wade	Hankins	Moss	Belton	Koerner
Northwestern	VanValkenburg	Nixon	Heflin	Golston	Niemann	Benson	Belton	Hankins	Moss	Merriweather	Koerner
Michigan State	VanValkenburg	Nixon	Heflin	Golston	Niemann	Benson	Belton	Hankins	Moss	Merriweather	Koerner
at Minnesota	VanValkenburg	Nixon	Heflin	Golston	Niemann	Benson	Wade	Hankins	Moss	Belton	Koerner
at Penn State	VanValkenburg	Nixon	Heflin	Golston	Niemann	Benson	Belton	Hankins	Moss	Merriweather	Koerner
Nebraska	VanValkenburg	Nixon	Shannon	Golston	Niemann	Benson	Belton	Hankins	Moss	Merriweather	Koerner
at Illinois	VanValkenburg	Nixon	Heflin	Golston	Niemann	Benson	Belton	Hankins	Moss	Merriweather	Koerner
Wisconsin	VanValkenburg	Nixon	Heflin	Golston	Niemann	Benson	Wade	Hankins	Moss	Belton	Koerner
Michigan											
<b>Consec. Starts</b>	<b>8</b>	<b>8</b>	<b>2</b>	<b>21</b>	<b>8</b>	<b>7</b>	<b>1</b>	<b>16</b>	<b>8</b>	<b>9</b>	<b>12</b>
<b>Career Starts</b>	<b>8</b>	<b>9</b>	<b>36</b>	<b>21</b>	<b>21</b>	<b>7</b>	<b>4</b>	<b>27</b>	<b>15</b>	<b>12</b>	<b>19</b>

\* Heflin made 29 career starts at Northern Illinois.

### Offense Career Starts

Quarterback	Spencer Petras (8)
Wide Receiver	Tyrone Tracy, Jr. (12) Nico Ragaini (4) Brandon Smith (27) Ihmir Smith-Marsette (20)
Running Back	Tyler Goodson (11) Ivory Kelly-Martin (6) Mekhi Sargent (13)
Fullback	Monte Pottebaum (3)
Tight End	Shaun Beyer (14) Sam Laporta (7)

### Offensive Line

Cole Banwart (17)  
Coy Cronk (42)  
Cody Ince (6)  
Alaric Jackson (42)  
Mark Kallengerberger (9)  
Tyler Linderbaum (21)  
Jack Plumb (2)  
Kyler Schott (9)

### Defense Career Start

Defensive End	Chauncey Golston (21) Zach VanValkenburg (8)
Defensive Line	Jack Heflin (36) Daviyon Nixon (9) Austin Schulte (2) Noah Shannon (1)

### Linebacker

Dane Belton (9)  
Seth Benson (7)  
Jack Campbell (1)  
Djimon Colbert (23)  
Jestin Jacobs (1)  
Nick Niemann (21)  
Barrington Wade (4)

### Defensive Back

Dane Belton (3)  
Julius Brents (5)  
Matt Hankins (27)  
Jack Koerner (19)  
Kaevon Merriweather (6)  
Riley Moss (15)





# IOWA FOOTBALL

**33 Bowl Games 11 Big Ten Championships 29 Consensus All-America Honors 17 CFB Hall of Fame Inductees**

Opponent	Plays	Yards	T.O.P.	Result	Qtr.	Play
Purdue (4)	5	35	2:03	TD	2	Petras, 1-yd. run
	11	73	4:51	TD	2	Sargent, 1-yd. run
	5	54	0:31	FG	2	Duncan, 27-yd. FG
	10	42	4:01	FG	4	Duncan, 33-yd. FG
<b>Iowa Avg. Drive</b>	<b>7.8</b>	<b>51.0</b>	<b>3:12</b>			
Northwestern (4)	1	7	0:06	TD	1	Smith, 7-yd. TD from Petras
	3	45	1:22	TD	1	Goodson, 15-yd. run
	13	61	5:04	FG	1	Duncan, 22-yd. FG
	9	37	3:11	FG	3	Duncan, 47-yd. FG
<b>Iowa Avg. Drive</b>	<b>6.5</b>	<b>37.5</b>	<b>2:38</b>			
Michigan State (5)	8	75	3:53	TD	1	Goodson, 3-yd. TD run
	10	74	3:57	TD	1	Smith, 14-yd. pass from Petras
	7	47	3:00	TD	2	Goodson, 9-yd. run
	4	75	1:19	TD	3	Sargent, 2-yd. run
	3	45	1:30	TD	4	Sargent, 6-yd. run
<b>Iowa Avg. Drive</b>	<b>6.4</b>	<b>63.2</b>	<b>2:52</b>			
Minnesota (5)	7	64	3:04	TD	1	Ragaini, 1-yd. run
	12	85	5:25	TD	2	Goodson, 7-yd. run
	5	79	2:37	TD	4	Smith-Marsette, 8-yd. pass from Petras
	3	36	1:01	TD	4	Goodson, 1-yd. run
	3	51	1:23	TD	4	Sargent, 14-yd. run
<b>Iowa Avg. Drive</b>	<b>6.0</b>	<b>63.0</b>	<b>2:58</b>			
Penn State (6)	9	55	3:22	FG	1	Duncan, 40-yd. FG
	6	75	2:37	TD	2	Goodson, 10-yd. run
	8	41	3:24	TD	2	Sargent, 1-yd. run
	7	49	0:42	TD	2	Sargent, 1-yd. run
	12	54	6:13	TD	3	Petras, 3-yd. run
	6	17	2:28	FG	4	Duncan, 24-yd. FG
<b>Iowa Avg. Drive</b>	<b>8.0</b>	<b>48.5</b>	<b>3:34</b>			

## DRIVE ANALYSIS

Distance Length (minus)	Iowa		Opponent	
	TD	FG	TD	FG
0-9	1	0	0	0
10-19	0	2	0	0
20-29	0	1	2	1
30-39	3	4	1	0
40-49	6	2	0	0
50-59	3	4	0	0
60-69	2	1	2	1
70-79	9	0	11	2
80-89	3	0	0	0
90-99	0	0	0	0

## GAME OPENING DRIVES

Game	Iowa			Opponent		
	Pts	Plys	Yds	Pts	Plys	Yds
Purdue	0	3	(-3)	0	3	3
N'wstern	0	3	8	0	3	6
Mich. St.	7	8	75	0	6	15
Minnesota	0	7	26	0	6	19
Penn St.	3	9	55	0	6	11
Nebraska	3	7	54	0	4	0
Illinois	0	3	5	7	9	70
Wisconsin	0	6	35	0	4	12

## SECOND HALF OPENING DRIVES

Game	Iowa			Opponent		
	Pts	Plys	Yds	Pts	Plys	Yds
Purdue	0	9	28	0	7	73
N'wstern	0	6	7	0	6	4
Mich. St.	7	4	75	7	12	75
Minnesota	0	3	2	0	3	(-3)
Penn St.	0	3	(-16)	0	1	(-6)
Nebraska	7	14	66	7	8	70
Illinois	7	9	70	0	5	18
Wisconsin	7	5	71	0	9	46

## 3rd Down and...

IOWA											OPPONENTS										
Yards	PUR	NW	MSU	MINN	PSU	NEB	ILL	WIS	MICH	Total	Yards	PUR	NW	MSU	MINN	PSU	NEB	ILL	WIS	MICH	TOTAL
1-3	2-2	2-4	3-4	3-3	6-6	2-3	3-4	1-2		22-28	1-3	1-3	3-4	2-5	4-6	3-6	2-3	3-3	2-6		20-36
4-6	1-1	2-7	0-3	0-1	0-2	0-1	1-3	1-3		5-21	4-6	4-8	5-9	3-7	1-4	3-6	0-2	2-5	1-4		19-45
7-9	1-3	0-0	1-4	0-1	1-3	1-5	0-1	0-6		4-23	7-9	1-4	1-1	1-3	1-3	0-0	1-2	3-6	0-5		8-24
10-14	0-6	2-6	1-4	0-0	0-3	1-5	0-4	1-3		5-31	10-14	0-1	1-4	0-3	1-2	1-2	0-2	1-2	1-2		5-18
15+	0-2	0-0	0-0	0-2	0-1	0-0	0-0	0-0		0-5	15+	0-0	0-1	1-2	0-1	0-1	1-3	0-2	0-1		2-11
TOTALS	4-13	6-17	5-15	3-7	7-15	4-14	4-12	3-14		36-107	TOTAL	6-16	10-19	7-20	7-16	7-15	4-12	9-18	4-18		53-134





# IOWA FOOTBALL

33 Bowl Games 11 Big Ten Championships 29 Consensus All-America Honors 17 CFB Hall of Fame Inductees

Nebraska (6)	7	54	2:54	FG	1	Duncan, 32-yd. FG
	6	46	2:53	TD	1	Tracy, Jr., 6-yd. pass from Petras
	12	55	5:54	FG	2	Duncan, 33-yd. FG
	14	66	6:18	TD	3	Sargent, 2-yd. run
	8	30	4:03	FG	4	Duncan, 48-yd. FG
	6	19	1:54	FG	4	Duncan, 37-yd. FG

**Iowa Avg. Drive**    **8.8**    **45.0**    **4:13**

Illinois (6)	8	52	3:35	TD	2	LaPorta, 22-yd. pass from Petras
	6	32	2:16	FG	2	Duncan, 40-yd. FG
	8	44	1:15	FG	2	Duncan, 27-yd. FG
	9	70	4:35	TD	3	Smith-Marsette, 4-yd. pass from Petras
	2	32	0:45	TD	4	Beyer, 16-yd. pass from Petras
	10	88	5:35	TD	4	Smith-Marsette, 13-yd. run

**Iowa Avg. Drive**    **7.2**    **53.0**    **3:20**

Wisconsin (5)	5	20	2:04	FG	1	Duncan, 30-yd. FG
	6	36	1:21	FG	2	Duncan, 45-yd. FG
	5	71	1:52	TD	3	Smith-Marsette, 19-yd. pass from Petras
	4	78	1:47	TD	3	Smith-Marsette, 53-yd. pass from Petras
	1	80	0:14	TD	4	Goodson, 80-yd. run

**Iowa Avg. Drive**    **4.2**    **57.0**    **1:28**

**Season Avg. (41)**    **6.9**    **52.4**    **3:06**

## LONGEST DRIVES

**Plays:** 14 (66 yards, 6:18) vs. Nebraska, 11/27/20

**Yards:** 88 (10 plays, 5:35) at Illinois, 12/5/20

**Time of Possession:** 6:18 (14 plays, 66 yards) vs. Nebraska, 11/27/20





# IOWA FOOTBALL

**33 Bowl Games 11 Big Ten Championships 29 Consensus All-America Honors 17 CFB Hall of Fame Inductees**

Yards	Type	Player(s)	Opponent
80	Run	Tyler Goodson	Wisconsin
71	Int. Return	Daviyon Nixon	at Penn State
71	Run	Tyler Goodson	Michigan State
57	Int. Return	Riley Moss	at Minnesota
54	Punt Return	Charlie Jones	Michigan State
54	Int. Return	Riley Moss	Michigan State
53	Pass	Spencer Petras to Ihmir Smith-Marsette	Wisconsin
45	Run	Tyler Goodson	at Minnesota
40	Pass	Spencer Petras to Tyler Goodson	at Purdue
38	Pass	Spencer Petras to Ihmir Smith-Marsette	Wisconsin
36	Run	Mekhi Sargent	at Minnesota
33	Kick Return	Ihmir Smith-Marsette	Northwestern
31	Run	Ihmir Smith-Marsette	at Illinois
31	Punt Return	Charlie Jones	Michigan State
29	Kick Return	Ihmir Smith-Marsette	Wisconsin
28	Run	Mekhi Sargent	at Penn State
28	Pass	Spencer Petras to Shaun Beyer	at Minnesota
28	Pass	Spencer Petras to Nico Ragaini	at Purdue
28	Pass	Spencer Petras to Nico Ragaini	Michigan State
27	Run	Charlie Jones	Michigan State
26	Pass	Spencer Petras to Nico Ragaini	at Penn State
25	Kick Return	Ihmir Smith-Marsette	at Penn State
25	Run	Tyler Goodson	at Penn State
25	Punt Return	Charlie Jones	at Purdue
24	Pass	Spencer Petras to Sam LaPorta	at Illinois
24	Pass	Spencer Petras to Tyrone Tracy, Jr.	Michigan State
23	Kick Return	Ivory Kelly-Martin	Nebraska
22	Pass	Spencer Petras to Sam LaPorta	at Illinois
22	Pass	Spencer Petras to Shaun Beyer	Nebraska
22	Pass	Spencer Petras to Tyrone Tracy, Jr.	Northwestern
22	Kick Return	Ihmir Smith-Marsette	at Purdue
21	Run	Tyrone Tracy, Jr.	at Illinois
21	Pass	Spencer Petras to Shaun Beyer	at Illinois
21	Rush	Mekhi Sargent	at Purdue
20	Pass	Spencer Petras to Tyler Goodson	Wisconsin
20	Run	Mekhi Sargent	at Illinois
20	Pass	Spencer Petras to Monte Pottebaum	at Illinois
20	Pass	Spencer Petras to Ihmir Smith-Marsette	Northwestern
20	Pass	Spencer Petras to Sam LaPorta	at Purdue
20	Pass	Spencer Petras to Sam LaPorta	at Purdue

BY LENGTH		
Yards	No.	TD
20-29	26	0
30-39	5	0
40-49	2	0
50-59	4	3
60-69	0	0
70-79	2	1
80-89	1	1
90+	0	0
<b>TOTAL</b>	<b>40</b>	<b>5</b>

BY PLAY TYPE		
Type	No.	TD
Rushing	11	1
Passing	18	1
Punt Returns	3	1
Kick Returns	5	0
Int. Returns	3	2
Fumble Returns	0	0
Other	0	0
<b>TOTAL</b>	<b>40</b>	<b>5</b>

## LONGEST PLAYS OF 2020

### RUSHING

80, Tyler Goodson vs. Wisconsin, 12/12/20

### RUSHING TOUCHDOWN

80, Tyler Goodson vs. Wisconsin, 12/12/20

### RECEIVING

53, Ihmir Smith-Marsette vs. Wisconsin, 12/12/20

### RECEIVING TOUCHDOWN

53, Ihmir Smith-Marsette vs. Wisconsin, 12/12/20

### PUNT RETURN

54, Charlie Jones vs. Michigan State, 11/7/20 (TD)

### KICK RETURN

33, Ihmir Smith-Marsette vs. Northwestern, 10/31/20

### INTERCEPTION RETURN

71 (TD), Daviyon Nixon at Penn State, 11/21/20

### FUMBLE RETURN

--

### PUNT

61, Tory Taylor vs. Michigan State, 11/7/20

### FIELD GOAL

48, Keith Duncan vs. Nebraska, 11/27/20

## GAME-BY-GAME LONGEST PLAYS

### IOWA

Yds	Opponent	Player(s)
40	at Purdue	Tyler Goodson, reception
33	Northwestern	Ihmir Smith-Marsette, kick return
71	Michigan State	Tyler Goodson, rush
57	at Minnesota	Riley Moss, interception return
71	at Penn State	Daviyon Nixon, interception return (TD)
23	Nebraska	Ivory Kelly-Martin, kick return
31	at Illinois	Ihmir Smith-Marsette, rush
80	Wisconsin	Tyler Goodson, rush (TD)

### OPPONENT

Yds	Opponent	Player(s)
33	at Purdue	Zander Horvath, rush
21	Northwestern	Peyton Ramsey, rush; Kyric McGowan, reception
57	Michigan State	Jalen Nailor, reception
25	at Minnesota	Rashod Bateman, reception
68	at Penn State	Jahan Dotson, reception (TD)
28	Nebraska	Wan'Dale Robinson, reception
29	at Illinois	Carlos Sandy, reception (TD)
21	Wisconsin	Devin Chandler (kick return), Jack Dunn (reception)





# IOWA FOOTBALL

**33 Bowl Games 11 Big Ten Championships 29 Consensus All-America Honors 17 CFB Hall of Fame Inductees**

## IOWA BIG PLAYS

OPPONENT	Rushing			Passing				Special Teams		
	20-29	30-39	40+	20-29	30-39	40-49	50+	FG BLK	XPT BLK	PUNT BLK
at Purdue	1	0	0	3	0	1	0	0	0	0
Northwestern	0	0	0	2	0	0	0	0	0	0
Michigan State	1	0	1	2	0	0	0	0	0	0
at Minnesota	0	1	1	1	0	0	0	1	0	0
at Penn State	2	0	0	1	0	0	0	0	1	0
Nebraska	0	0	0	1	0	0	0	0	0	0
at Illinois	2	1	0	4	0	0	0	0	0	0
Wisconsin	0	0	1	1	1	0	1	0	0	0
Michigan										
<b>TOTALS</b>	<b>6</b>	<b>3</b>	<b>3</b>	<b>16</b>	<b>1</b>	<b>1</b>	<b>1</b>	<b>1</b>	<b>1</b>	<b>0</b>

## OPPONENT BIG PLAYS

OPPONENT	Rushing			Passing				Special Teams		
	20-29	30-39	40+	20-29	30-39	40-49	50+	FG BLK	XPT BLK	PUNT BLK
at Purdue	0	1	0	2	0	0	0	0	0	0
Northwestern	1	0	0	1	0	0	0	0	0	0
Michigan State	0	0	0	0	0	0	2	0	0	0
at Minnesota	0	0	0	2	0	0	0	0	0	0
at Penn State	0	0	0	1	0	0	1	0	0	0
Nebraska	1	0	0	3	0	0	0	0	0	0
at Illinois	0	0	0	3	0	0	0	0	0	0
Wisconsin	0	0	0	1	0	0	0	0	0	0
Michigan										
<b>TOTALS</b>	<b>2</b>	<b>1</b>	<b>0</b>	<b>13</b>	<b>0</b>	<b>0</b>	<b>3</b>	<b>0</b>	<b>0</b>	<b>0</b>

## TURNOVERS FORCED

OPPONENT	Iowa					Opponent				
	FUM	INT	TOT	PTS OFF	MARGIN	FUM	INT	TOT	PTS OFF	
at Purdue	0	2	2	3	0	2	0	2	7	
Northwestern	2	1	3	14	0	0	3	3	7	
Michigan State	0	3	3	14	+3	0	0	0	0	
at Minnesota	0	2	2	7	+1	0	1	1	0	
at Penn State	2	2	4	24	+3	1	0	1	7	
Nebraska	2	0	2	3	+1	0	1	1	3	
at Illinois	0	0	0	0	--	0	0	0	0	
Wisconsin	1	1	2	10	+1	1	0	1	7	
Michigan										
<b>TOTALS</b>	<b>7</b>	<b>11</b>	<b>18</b>	<b>68</b>	<b>+9</b>	<b>4</b>	<b>5</b>	<b>9</b>	<b>31</b>	





# IOWA FOOTBALL

33 Bowl Games 11 Big Ten Championships 29 Consensus All-America Honors 17 CFB Hall of Fame Inductees

## IOWA DRIVE CHARTS

### PURDUE

QTR.	START	TIME	PLAYS-YDS	TOP	RESULT
1st	IA 15	15:00	3-(-3)	1:45	Punt
	IA 14	11:29	3-0	0:29	Punt
	IA 25	7:07	7-59	2:35	Fumble
	IA 3	2:23	7-44	3:24	Punt
2nd	P 35	12:24	5-35	2:03	TOUCHDOWN
	IA 27	9:33	11-73	4:51	TOUCHDOWN
	IA 22	1:40	3-0	0:41	Punt
	IA 36	0:31	5-54	0:31	FIELD GOAL
3rd	IA 19	12:18	9-28	4:27	Punt
	IA 47	5:57	3-0	1:50	Punt
	IA 43	2:13	10-42	4:01	FIELD GOAL
4th	IA 25	8:20	6-47	2:20	Fumble
	IA 28	2:15	5-16	0:52	Downs

### NORTHWESTERN

QTR.	START	TIME	PLAYS-YDS	TOP	RESULT
1st	IA 27	13:39	3-8	1:57	Punt
	N 7	11:42	1-7	0:06	TOUCHDOWN
	N 45	9:58	3-45	1:22	TOUCHDOWN
	IA 36	6:47	13-61	5:04	FIELD GOAL
2nd	IA 34	10:20	9-37	3:11	FIELD GOAL
	IA 25	1:25	12-41	1:25	Missed FG
3rd	IA 25	15:00	6-7	2:28	Punt
	IA 44	9:44	1-0	0:08	Interception
	IA 25	6:05	3-7	1:24	Punt
	IA 8	0:11	9-38	4:47	Punt
4th	N 36	8:05	3-6	1:16	Interception
	IA 13	4:45	11-41	2:50	Downs
	IA 18	1:29	3-10	0:29	Interception

### MICHIGAN STATE

QTR.	START	TIME	PLAYS-YDS	TOP	RESULT
1st	IA 25	15:00	8-75	3:53	TOUCHDOWN
	IA 26	8:28	10-74	3:57	TOUCHDOWN
	IA 34	3:00	3-2	1:27	Punt
2nd	MSU 47	14:16	7-47	3:00	TOUCHDOWN
	MSU 24	10:33	4-5	1:48	Missed FG
	IA 34	6:47	3-3	0:50	Punt
	IA 31	3:52	3-(-2)	0:57	Punt
3rd	IA 25	10:06	4-75	1:19	TOUCHDOWN
	IA 41	7:50	3-7	1:32	Punt
	IA 41	5:22	4-19	1:20	Punt
	IA 30	1:34	4-28	1:50	Punt
4th	MSU 45	13:27	3-45	1:30	TOUCHDOWN
	IA 10	9:29	3-6	1:29	Punt
	MSU 44	6:11	10-36	6:11	Half

### MINNESOTA

QTR.	START	TIME	PLAYS-YDS	TOP	RESULT
1st	IA 25	15:00	7-26	3:26	Punt
	IA 36	8:46	7-64	3:04	TOUCHDOWN
	IA 15	1:46	1-7	0:45	Interception
2nd	IA 15	13:56	12-85	5:25	TOUCHDOWN
	IA 41	6:13	7-14	3:48	Punt
	M 26	1:35	4-(-6)	1:05	Missed FG
3rd	IA 38	12:47	3-2	1:02	Punt
	IA 21	0:49	5-79	2:37	TOUCHDOWN
4th	M 36	9:57	3-36	1:01	TOUCHDOWN
	IA 49	8:00	3-51	1:23	TOUCHDOWN

## OPPONENT DRIVE CHARTS

### PURDUE

QTR.	START	TIME	PLAYS-YDS	TOP	RESULT
1st	P 38	13:15	3-3	1:46	Punt
	P 34	11:00	9-66	3:53	TOUCHDOWN
	P 16	4:32	5-26	2:09	Punt
2nd	P 7	13:59	3-(-5)	1:35	Punt
	P 25	10:21	3-6	0:48	Punt
	P 25	4:42	9-75	3:02	TOUCHDOWN
	P 43	0:59	3-4	0:28	Interception
3rd	P 16	15:00	7-73	2:42	Interception
	P 1	7:51	4-18	1:54	Punt
	P 23	4:07	3-(-5)	1:54	Punt
4th	P 17	13:12	14-71	4:52	FIELD GOAL
	P 28	6:00	12-72	3:45	TOUCHDOWN

### NORTHWESTERN

QTR.	START	TIME	PLAYS-YDS	TOP	RESULT
1st	N 25	15:00	3-6	1:21	Punt
	N 25	11:36	5-20	1:38	Fumble
	N 25	8:36	3-(-4)	1:49	Punt
	N 25	1:43	16-75	6:23	TOUCHDOWN
	N 21	7:09	14-79	5:44	TOUCHDOWN
2nd	N 10	12:32	6-4	2:48	Punt
	IA 35	9:36	8-35	3:31	TOUCHDOWN
4th	N 20	4:41	7-36	4:30	Punt
	N 14	10:24	5-8	2:19	Interception
	N 18	6:49	6-27	2:04	Punt
	N 46	1:55	3-(-1)	0:26	Punt
	N 50	1:00	2-(-7)	1:00	Half

### MICHIGAN STATE

QTR.	START	TIME	PLAYS-YDS	TOP	RESULT
1st	MSU 25	11:07	6-15	2:39	Interception
	MSU 23	4:31	3-9	1:31	Punt
	MSU 20	1:33	6-16	2:17	Punt
2nd	MSU 26	11:16	2-9	0:43	Interception
	MSU 20	8:45	3-(-2)	1:58	Punt
	MSU 8	5:57	5-61	2:05	Missed FG
	MSU 10	2:55	3-(-2)	0:58	Punt
	MSU 25	1:57	3-11	0:27	Interception
	MSU 30	1:30	3-(-7)	0:28	Punt
3rd	MSU 25	15:00	12-75	4:54	TOUCHDOWN
	MSU 23	8:47	3-(-2)	0:57	Punt
	MSU 6	6:18	3-2	0:56	Punt
	MSU 11	4:02	5-23	2:28	Punt
4th	MSU 4	14:44	3-8	1:17	Punt
	MSU 25	11:57	7-32	2:28	Punt
	MSU 36	8:00	4-8	1:49	Downs

### MINNESOTA

QTR.	START	TIME	PLAYS-YDS	TOP	RESULT
1st	M 5	11:34	6-19	2:48	Punt
	M 10	5:41	6-37	3:55	Punt
	IA 25	1:01	6-(-16)	2:05	Punt
2nd	M 15	8:24	3-6	2:11	Punt
	M 11	2:25	3-17	0:50	Interception
	M 32	0:30	6-17	0:30	Downs
	M 21	14:55	3-(-3)	2:08	Punt
4th	M 5	11:45	17-74	10:56	Missed FG
	M 25	13:12	6-55	3:15	Interception
	M 25	8:56	3-(-9)	0:56	Punt
	M 25	6:37	15-75	6:23	TOUCHDOWN





# IOWA FOOTBALL

**33 Bowl Games 11 Big Ten Championships 29 Consensus All-America Honors 17 CFB Hall of Fame Inductees**

## IOWA DRIVE CHARTS

### PENN STATE

QTR.	START	TIME	PLAYS-Yds	TOP	RESULT
1st	IA 22	11:45	9-55	3:22	FIELD GOAL
	IA 25	2:12	6-75	2:37	TOUCHDOWN
	IA 23	13:14	3-1	1:32	Punt
2nd	PSU 41	9:58	8-41	3:24	TOUCHDOWN
	IA 40	4:16	3-(-13)	1:37	Punt
	PSU 49	0:53	7-49	0:42	TOUCHDOWN
	IA 25	15:00	3-(-16)	1:52	Punt
3rd	IA 46	12:58	12-54	6:13	TOUCHDOWN
	IA 12	4:49	2-18	0:40	Fumble
	IA 25	4:01	9-43	3:43	Missed FG
	IA 25	0:00	6-23	3:07	Punt
	PSU 23	9:42	6-17	2:28	FIELD GOAL
9:42	IA 13	3:19	3-4	0:26	Punt

### NEBRASKA

QTR.	START	TIME	PLAYS-Yds	TOP	RESULT
1st	IA 32	15:00	7-54	2:54	FIELD GOAL
	IA 44	9:53	6-19	2:45	Punt
	NEB 46	4:02	6-46	2:53	TOUCHDOWN
2nd	IA 30	12:35	3-(-1)	0:51	Interception
	IA 30	9:42	12-55	5:54	FIELD GOAL
	IA 31	0:29	4-11	0:29	Half
	IA 34	12:05	14-66	6:18	TOUCHDOWN
3rd	IA 40	3:58	8-30	4:03	FIELD GOAL
	IA 13	11:45	3-6	1:30	Punt
4th	NEB 38	10:15	6-19	1:54	FIELD GOAL
	IA 35	5:37	8-33	3:35	Missed FG
	IA 48	1:18	3-(-6)	1:18	Half

### ILLINOIS

QTR.	START	TIME	PLAYS-Yds	TOP	RESULT
1st	IA 15	14:56	3-5	2:14	Punt
	IA 8	8:02	3-(-2)	1:18	Punt
	IA 11	4:49	6-25	2:55	Punt
2nd	IA 25	13:30	4-17	1:39	Punt
	IA 48	9:53	8-52	3:35	TOUCHDOWN
	IA 46	5:10	6-32	2:16	FIELD GOAL
	IA 47	1:29	8-44	1:15	FIELD GOAL
	IA 30	12:59	9-70	4:35	TOUCHDOWN
3rd	IA 16	4:48	8-48	3:43	Punt
	ILL 32	13:25	2-32	0:45	TOUCHDOWN
4th	IA 12	7:31	10-88	5:35	TOUCHDOWN

### WISCONSIN

QTR.	START	TIME	PLAYS-Yds	TOP	RESULT
1st	IA 25	15:00	6-35	3:40	Punt
	W 32	9:16	5-20	2:04	FIELD GOAL
	IA 19	5:27	3-0	1:27	Punt
	IA 14	3:11	3-5	1:19	Punt
	IA 20	0:58	5-15	3:00	Punt
	IA 30	9:29	3-(-4)	2:03	Punt
2nd	IA 15	5:27	3-1	0:55	Punt
	IA 2	2:54	3-4	0:25	Punt
	IA 37	1:22	6-36	1:21	FIELD GOAL
	IA 29	10:41	5-71	1:52	TOUCHDOWN
	IA 31	5:42	3-1	0:56	Punt
3rd	IA 22	3:10	4-78	1:47	TOUCHDOWN
	IA 19	7:44	4-(-14)	1:42	Downs
	IA 20	4:23	1-80	0:14	TOUCHDOWN
4th	IA 35	3:04	5-5	3:04	Half

## OPPONENT DRIVE CHARTS

### PENN STATE

QTR.	START	TIME	PLAYS-Yds	TOP	RESULT
1st	PSU 25	15:00	6-11	3:15	Punt
	PSU 25	8:23	14-75	6:11	TOUCHDOWN
	PSU 25	14:35	3-4	1:21	Punt
2nd	PSU 29	11:42	4-12	1:44	Fumble
	PSU 25	6:34	6-35	2:18	Downs
	PSU 29	2:39	6-20	1:46	Downs
	IA 40	13:08	1-(-6)	0:10	Fumble
	PSU 25	6:45	3-1	1:56	Punt
3rd	IA 28	4:09	1-28	0:08	TOUCHDOWN
	PSU 32	0:18	1-68	0:11	TOUCHDOWN
	PSU 10	11:53	5-13	2:11	Interception
	PSU 25	7:14	9-18	3:55	Punt
	IA 43	2:53	4-17	0:55	Interception
4th	PSU 25	1:58	9-47	1:58	Half

### NEBRASKA

QTR.	START	TIME	PLAYS-Yds	TOP	RESULT
1st	NEB 25	12:06	4-0	2:13	Punt
	NEB 2	7:08	6-33	3:06	Punt
	NEB 25	1:09	11-62	3:34	FIELD GOAL
2nd	IA 42	11:44	6-22	2:02	FIELD GOAL
	NEB 25	3:48	11-75	3:19	TOUCHDOWN
3rd	NEB 30	15:00	8-70	2:55	TOUCHDOWN
	NEB 21	5:47	3-4	1:49	Punt
4th	NEB 25	14:55	6-30	3:10	Punt
	NEB 21	8:21	6-7	2:44	Punt
	NEB 32	2:02	4-20	0:44	Fumble

### ILLINOIS

QTR.	START	TIME	PLAYS-Yds	TOP	RESULT
1st	ILL 30	12:42	9-70	4:32	TOUCHDOWN
	IA 48	6:44	3-3	1:55	Punt
	ILL 25	1:54	8-75	3:24	TOUCHDOWN
2nd	ILL 13	11:51	3-4	1:58	Punt
	ILL 25	6:18	3-(-8)	1:08	Punt
	ILL 25	2:54	3-6	1:25	Punt
	ILL 18	14:57	5-18	1:58	Punt
	ILL 21	8:19	9-23	3:31	Punt
3rd	ILL 6	1:05	4-6	2:40	Punt
	ILL 25	12:40	15-63	5:09	Downs
4th	ILL 25	1:56	10-75	1:32	TOUCHDOWN

### WISCONSIN

QTR.	START	TIME	PLAYS-Yds	TOP	RESULT
1st	W 20	11:20	4-12	2:04	Fumble
	W 25	7:12	3-7	1:45	Punt
	W 44	4:00	3-4	0:49	Punt
	W 39	1:52	3-1	0:54	Punt
	W 16	12:58	7-35	3:29	Punt
2nd	W 30	7:26	3-(-8)	1:59	Punt
	W 40	4:32	3-7	1:38	Punt
	IA 40	2:29	4-3	1:07	Downs
	W 25	15:00	9-46	4:19	Missed FG
	W 25	8:49	3-9	2:12	Punt
3rd	IA 25	6:37	3-25	0:55	TOUCHDOWN
	W 26	4:46	3-(-6)	1:36	Punt
	W 25	1:23	16-56	8:39	Downs
4th	IA 5	6:02	4-3	1:39	Interception
	W 25	4:09	4-1	1:05	Punt





# IOWA FOOTBALL

33 Bowl Games 11 Big Ten Championships 29 Consensus All-America Honors 17 CFB Hall of Fame Inductees

## PASSING

### Alex Padilla (RS Fr.)

Att: 2 vs. Michigan State (11/7/20)  
Comp: 1 vs. Michigan State (11/7/20)  
Yards: 12 vs. Michigan State (11/7/20)  
Long: 12 vs. Michigan State (11/7/20)

### Spencer Petras (RS So.)

Att: 50 vs. Northwestern (10/31/20)  
Comp: 26 vs. Northwestern (10/31/20)  
Yards: 265 at Purdue (10/24/20)  
Long: 53 vs. Wisconsin (12/12/20)  
TD: 3 at Illinois (12/5/20)

### Ihmir Smith-Marsette (Sr.)

Att: 1 vs. USC, 12/27/19

## RUSHING

### Max Cooper (Sr.)

Att: 1 at Indiana (10/13/18)  
Yards: 9 at Indiana (10/13/18)  
Long: 9 at Indiana (10/13/18)

### Tyler Goodson (So.)

Att: 30 vs. Nebraska (11/27/20)  
Yards: 142 at Minnesota (11/13/20)  
Long: 80 vs. Wisconsin (12/12/20)  
TD: 2, 2X, last at Minnesota (11/13/20)

### Charlie Jones (Jr.)

Att: 2 vs. Michigan State (11/7/20)  
Yards: 38 vs. Michigan State (11/7/20)  
Long: 27 vs. Michigan State (11/7/20)

### Ivory Kelly-Martin (Jr.)

Att: 24 vs. Maryland (10/20/18)  
Yards: 98 vs. Maryland (10/20/18)  
Long: 57 at Nebraska (11/24/17)  
TD: 2 vs. North Texas (9/16/17)

### Alex Padilla (RS Fr.)

Att: 2 vs. Michigan State (11/7/20)  
Yards: 7 vs. Michigan State (11/7/20)  
Long: 6 vs. Michigan State (11/7/20)

### Turner Pallissard (So.)

Att: 1 vs. MTSU (9/28/19)

### Spencer Petras (RS So.)

Att: 7 at Penn State (11/21/20)  
Yards: 14, 2X, last at Minnesota (11/13/20)  
Long: 10 vs. Northwestern (10/31/20)  
TD: 1, 3X, last at Penn State (11/21/20)

### Monte Pottebaum (So.)

Att: 1, 2X, last vs. Northwestern (10/31/20)

### Nico Ragaini (So.)

Att: 1, 2X, last at Minnesota (11/13/20)  
Yards: 2 vs. Miami, Ohio (8/31/19)  
Long: 2 vs. Miami, Ohio (8/31/19)  
TD: 1 at Minnesota (11/13/20)

### Mekhi Sargent (Sr.)

Att: 26 vs. Nebraska (11/23/18)  
Yards: 173 vs. Nebraska (11/23/18)  
Long: 36 at Minnesota (11/13/20)  
TD: 2, 5X, last at Penn State (11/21/20)

### Ihmir Smith-Marsette (Sr.)

Att: 2, 7X, last at Illinois (12/5/20)  
Yards: 45 at Nebraska (11/29/19)  
Long: 45 at Nebraska (11/29/19)  
TD: 1, 4X, last at Illinois (12/5/20)

### Tyrone Tracy, Jr. (So.)

Att: 1, 9X, last at Illinois (12/5/20)  
Yards: 23 vs. USC, 12/27/19  
Long: 23 vs. USC, 12/27/19  
TD: 1 vs. USC, 12/27/19

### Gavin Williams (Fr.)

Att: 8 vs. Michigan State (11/7/20)  
Yards: 28 vs. Michigan State (11/7/20)  
Long: 7 vs. Michigan State (11/7/20)

## RECEIVING

### Shaun Beyer (Sr.)

Catches: 3 vs. Miami, Ohio (8/31/19)  
Yards: 40 vs. Illinois (11/23/19)  
Long: 40 vs. Illinois (11/23/19)  
TD: 1 at Illinois (12/5/20)

### Max Cooper (Sr.)

Catches: 1, 4X, last at Wisconsin (11/9/19)  
Yards: 7 vs. UNI (9/15/18)  
Long: 7 vs. UNI (9/15/18)

### Tyler Goodson (So.)

Catches: 5, 2X, last at Purdue (10/24/20)  
Yards: 62 at Michigan (10/5/19)  
Long: 40 at Purdue (10/24/20)

### Ivory Kelly-Martin (Jr.)

Catches: 3 vs. Northwestern (11/10/18)  
Yards: 40 at Minnesota (10/6/18)  
TD: 1 vs. Illinois (10/7/17)  
Long: 25, 2X, last vs. Rutgers (9/7/19)

### Alec Kritta (RS Fr.)

Catches: 1 vs. Michigan State (11/7/20)  
Yards: 12 vs. Michigan State (11/7/20)  
Long: 12 vs. Michigan State (11/7/20)

### Sam LaPorta (So.)

Catches: 6, 2X, last vs. Northwestern (10/31/20)  
Yards: 71 at Purdue (10/24/20)  
Long: 41 at Northwestern (10/26/19)  
TD: 1 at Illinois (12/5/20)

### Monte Pottebaum (So.)

Catches: 1, 3X, last at Illinois (12/5/20)  
Yards: 20 at Illinois (12/5/20)  
Long: 20 at Illinois (12/5/20)

### Nico Ragaini (So.)

Catches: 7 vs. Penn State (10/12/19)  
Yards: 61 at Purdue (10/24/20)  
Long: 45 vs. Miami, Ohio (8/31/19)  
TD: 1, 2X, last vs. Minnesota (11/16/19)

### Mekhi Sargent (Sr.)

Catches: 4, 2X, last vs. Miami, Ohio (8/31/19)  
Yards: 65 vs. Miami, Ohio (8/31/19)  
TD: 1 vs. Nebraska (11/23/18)  
Long: 48 vs. UNI (9/15/18)

### Brandon Smith (Sr.)

Catches: 9 vs. Purdue (10/19/19)  
Yards: 106 vs. Purdue (10/19/19)  
TD: 2 vs. MTSU (9/28/19)  
Long: 34 at Michigan (10/5/19)

### Ihmir Smith-Marsette (Sr.)

Catches: 7, 2X, last vs. Wisconsin (12/12/20)  
Yards: 140 vs. Wisconsin (12/12/20)  
TD: 2, 3X, last vs. Wisconsin (12/12/20)  
Long: 60 at Minnesota (10/6/18)

### Tyrone Tracy, Jr. (So.)

Catches: 6, 2X, last vs. Illinois (11/23/19)  
Yards: 130 at Wisconsin (11/9/19)  
TD: 1, 4X, last vs. Nebraska (11/27/20)  
Long: 75 at Wisconsin (11/9/19)

## DEFENSE

### Nick Anderson (Sr.)

Tackles: 1, 3X, last vs. Nebraska (11/27/20)  
Solo: 1, 2X, last vs. Nebraska (11/27/20)  
Asst: 1 at Purdue (10/24/20)

### Dane Belton (So.)

Tackles: 6, 2X, last vs. Wisconsin (12/12/20)  
Solo: 5 vs. USC, 12/27/19  
Asst: 3, 3X, last vs. Michigan State (11/7/20)  
Sack: 1 at Penn State (11/21/20)  
TFL: 1, 3X, last at Penn State (11/21/20)  
PB: 2 at Minnesota (11/13/20)  
FF: 1 at Penn State (11/21/20)

### Seth Benson (So.)

Tackles: 13 vs. Northwestern (10/31/20)  
Solo: 10 vs. Northwestern (10/31/20)  
Asst: 4 at Penn State (11/21/20)  
Sack: 1, 2X, last vs. Wisconsin (12/12/20)  
TFL: 1.5 vs. Wisconsin (12/12/20)  
QH: 2 vs. Northwestern (10/31/20)

### Shaun Beyer (Sr.)

Tackles: 1 at Penn State (10/27/18)  
Solo: at Penn State (10/27/18)

### Yahya Black (Fr.)

Tackles: 2 at Minnesota (11/13/20)  
Solo: 1 at Minnesota (11/13/20)  
Asst: 1, 2X, last at Penn State (11/21/20)  
TFL: 0.5 at Penn State (11/21/20)

### Reggie Bracy (Fr.)

Tackles: 2, 2X, last at Minnesota (11/13/20)  
Solo: 2 at Minnesota (11/13/20)  
Asst: 1 vs. Michigan State (11/7/20)  
PB: 1 at Minnesota (11/13/20)

### Jack Campbell (So.)

Tackles: 8 vs. Nebraska (11/27/20)  
Solo: 6 vs. Nebraska (11/27/20)  
Asst: 3 at Penn State (11/21/20)  
Sacks: 1 at Penn State (11/21/20)  
TFL: 2.0 vs. Nebraska (11/27/20)  
FF: 1 at Penn State (11/21/20)  
INT: 1 vs. Wisconsin (12/12/20)  
PB: 3 vs. Wisconsin (12/12/20)





# IOWA FOOTBALL

33 Bowl Games 11 Big Ten Championships 29 Consensus All-America Honors 17 CFB Hall of Fame Inductees

## Dijmon Colbert (Jr.)

Tackles: 8, 3X, last at Iowa State (9/14/19)  
Solo: 6 vs. Miami, Ohio (8/31/19)  
Asst: 5, 2X, last at Iowa State (9/14/19)  
INT: 1 vs. Rutgers (9/7/19)  
TFL: 1, 3X, last at Nebraska (11/29/19)  
PB: 1, 4X, last vs. Minnesota (11/16/19)  
QH: 1 at Nebraska (11/29/19)

## Max Cooper (Sr.)

Tackles: 1 vs. UNI (9/15/18)  
Solo: 1 vs. UNI (9/15/18)

## Joe Evans (So.)

Tackles: 3, 2X, last at Illinois (12/5/20)  
Solo: 2 vs. Minnesota (11/16/19)  
Asst: 2 at Illinois (12/5/20)  
TFL: 1.5, 2X, last vs. Minnesota (11/16/19)  
Sacks: 1.5, 2X, last vs. Minnesota (11/16/19)  
QH: 3 vs. Michigan State (11/7/20)  
PB: 1 vs. Wisconsin (12/12/20)

## Kyler Fisher (RS Fr.)

Tackles: 1, 2X, last vs. Wisconsin (12/12/20)  
Solo: 1, 2X, last vs. Wisconsin (12/12/20)

## Chauncey Golston (Sr.)

Tackles: 9 vs. Wisconsin (12/12/20)  
Solo: 5 at Michigan (10/5/19)  
Asst: 5 vs. Wisconsin (12/12/20)  
Sack: 1.5 vs. Michigan State (11/7/20)  
TFL: 2.5 at Northwestern (10/26/19)  
FF: 1 vs. Nebraska (11/27/20)  
FR: 1, 3X, last vs. Mississippi State (1/1/19)  
INT: 1, 3X, last at Penn State (11/21/20)  
QH: 3 vs. Purdue (10/19/19)  
PB: 1, 5X, last at Purdue (10/24/20)

## Matt Hankins (Sr.)

Tackles: 11 vs. Purdue (10/19/19)  
Solo: 8 vs. Purdue (10/19/19)  
Asst: 4 vs. Boston College (12/27/17)  
TFL: 1 at Nebraska (11/29/19)  
PB: 3 vs. Illinois (11/23/19)  
INT: 1, 3X, last at Purdue (10/24/20)  
QH: 1 at Nebraska (11/29/19)

## Jermari Harris (RS Fr.)

Tackles: 2 vs. MTSU (9/28/19)  
Solo: 2 vs. MTSU (9/28/19)

## Jack Heflin (Sr.)

Tackles: 7, 3X, last vs. Northwestern (10/31/20)  
Solo: 5, 2X, last vs. Toledo (11/1/18)  
Asst: 3, 4X, last vs. Northwestern (10/31/20)  
TFL: 3.5 vs. Toledo (11/7/18)  
Sacks: 2.5 vs. Toledo (11/7/18)  
FF: 1, 3X, last at Toledo (11/13/19)  
QH: 1, 4X, last vs. Michigan State (11/7/20)  
Blocked Kick: 1 vs. Utah (9/8/18)

## Jay Higgins (Fr.)

Tackles: 2 at Minnesota (11/13/20)  
Solo: 2 at Minnesota (11/13/20)

## Dalles Jacobus (Sr.)

Tackles: 1 vs. Michigan State (11/7/20)  
Asst: 1 vs. Michigan State (11/7/20)

## Jestin Jacobs (RS Fr.)

Tackles: 2 vs. Michigan State (11/7/20)  
Solo: 1, 2X, last at Illinois (12/5/20)  
Asst: 1, 2X, last vs. Michigan State (11/7/20)

## Ivory Kelly-Martin (Jr.)

Tackles: 2 at Penn State (11/21/20)  
Solo: 1, 5X, last at Penn State (11/21/20)  
Asst: 1, 4X, last vs. Nebraska (11/27/20)

## Logan Klemp (So.)

Tackles: 1 vs. Nebraska (11/27/20)  
Solo: 1 vs. Nebraska (11/27/20)

## Jack Koerner (Jr.)

Tackles: 13, 2X, last at Purdue (10/24/20)  
Solo: 9 at Purdue (10/24/20)  
Asst: 9 vs. Penn State (10/12/19)  
INT: 1, 4X, last at Minnesota (11/13/20)  
FF: 1 at Michigan (10/5/19)  
TFL: 1, 2X, last at Purdue (10/24/20)  
FR: 1, 2X, last vs. Illinois (11/23/19)  
PB: 2 at Iowa State (9/14/19)  
QH: 1 at Illinois (12/5/20)  
Block: 1 at Minnesota (11/13/20)

## Sam LaPorta (So.)

Tackles: 1 vs. Nebraska (11/27/20)  
Solo: 1 vs. Nebraska (11/27/20)

## Logan Lee (RS Fr.)

Tackles: 1 at Minnesota (11/13/20)  
Solo: 1 at Minnesota (11/13/20)

## Tyler Linderbaum (So.)

Tackles: 1, 3X, last at Penn State (11/21/20)  
Solo: 1, 3X, last at Penn State (11/21/20)

## Henry Marchese (Jr.)

Tackles: 1, 2X, last at Nebraska (11/29/19)  
Asst: 1, 2X, last at Nebraska (11/29/19)

## Kaevon Merriweather (So.)

Tackles: 5, 2X, last vs. Northwestern (10/31/20)  
Solo: 3 at Minnesota (11/13/20)  
Asst: 3, 2X, last vs. Northwestern (10/31/20)  
PB: 1, 2X, last at Illinois (12/5/20)

## Riley Moss (Jr.)

Tackles: 9 vs. Northwestern (10/31/20)  
Solo: 7 vs. Northwestern (10/31/20)  
Asst: 3 at Illinois (12/5/20)  
TFL: 1 vs. Purdue (10/19/19)  
INT: 2 at Minnesota (10/6/18)  
PB: 2 vs. Maryland (10/20/18)

## Nick Niemann (Sr.)

Tackles: 17 at Penn State (11/21/20)  
Solo: 8 at Purdue (10/24/20)  
Asst: 11 at Penn State (11/21/20)  
Sack: 1, 2X, last vs. USC, 12/27/19  
TFL: 1, 4X, last at Penn State (11/21/20)  
INT: 1 vs. USC, 12/27/19  
INT TD: 1 vs. USC, 12/27/19  
FR: 1 vs. Wisconsin (12/12/20)  
QH: 1, 3X, last at Iowa State (9/14/19)

## Daviyon Nixon (Jr.)

Tackles: 11 vs. Northwestern (10/31/20)  
Solo: 6 vs. Northwestern (10/31/20)  
Asst: 5 vs. Northwestern (10/31/20)  
Sack: 2 at Northwestern (10/26/19)  
TFL: 3, 2X, last vs. Nebraska (11/27/20)  
FF: 1 vs. Northwestern (10/31/20)  
QH: 1, 6X, last at Penn State (11/21/20)  
PB: 1 at Northwestern (10/26/19)  
INT: 1 at Penn State (11/21/20)

## Monte Pottebaum (RS Fr.)

Tackles: 1 at Illinois (12/5/20)  
Solo: 1 at Illinois (12/5/20)

## Terry Roberts (So.)

Tackles: 5 at Minnesota (11/13/20)  
Solo: 4 at Minnesota (11/13/20)  
Asst: 2, 3X, last vs. Michigan State (11/7/20)  
FR: 1, 2X, last vs. Nebraska (11/27/20)

## Mekhi Sargent (Sr.)

Tackles: 1, 2X, last vs. Northwestern (10/31/20)  
Solo: 1, 2X, last vs. Northwestern (10/31/20)

## Austin Schulte (Sr.)

Tackles: 4 vs. Penn State (10/12/19)  
Solo: 2 vs. Illinois (11/23/19)  
Asst: 3 vs. Penn State (10/12/19)  
TFL: 1 vs. Penn State (10/12/19)  
QH: 1 vs. Purdue (10/19/19)

## Quinn Schulte (RS Fr.)

Tackles: 2 at Minnesota (11/13/20)  
Solo: 2 at Minnesota (11/13/20)

## Noah Shannon (So.)

Tackles: 2, 5X, last vs. Nebraska (11/27/20)  
Solo: 2, 2X, last vs. Nebraska (11/27/20)  
Asst: 2, 2X, last vs. Northwestern (10/31/20)  
Sack: 0.5 at Purdue (10/24/20)  
TFL: 0.5 at Purdue (10/24/20)  
FF: 1 vs. Rutgers (9/7/19)  
FR: 1 vs. Rutgers (9/7/19)  
PB: 1 at Penn State (11/21/20)

## Caleb Shudak (Sr.)

Tackles: 1, 2X, last vs. Minnesota (11/16/19)  
Solo: 1, 2X, last vs. Minnesota (11/16/19)

## Brandon Smith (Sr.)

Tackles: 1 at Michigan (10/5/19)  
Asst: 1 at Michigan (10/5/19)

## Ihmir Smith-Marsette (Sr.)

Tackles: 1, 2X, last vs. Illinois (11/23/19)  
Solo: 1, 2X, last vs. Illinois (11/23/19)

## Austin Spiewak (Sr.)

Tackles: 1 at Illinois (12/5/20)  
Solo: 1 at Illinois (12/5/20)

## Mike Timm (So.)

Tackles: 3 vs. Michigan State (11/7/20)  
Solo: 2 vs. Michigan State (11/7/20)  
Asst: 1 vs. Michigan State (11/7/20)

## Tyrone Tracy, Jr. (So.)

Tackles: 1 at Michigan (10/5/19)  
Solo: 1 at Michigan (10/5/19)





# IOWA FOOTBALL

33 Bowl Games 11 Big Ten Championships 29 Consensus All-America Honors 17 CFB Hall of Fame Inductees

## Zach VanValkenburg (Sr.)

Tackles: 7 vs. Northwestern (10/31/20)  
Solo: 4 at Minnesota (11/13/20)  
Asst: 5 vs. Northwestern (10/31/20)  
Sack: 3.0 at Minnesota (11/13/20)  
TFL: 3.0 at Minnesota (11/13/20)  
FF: 1 vs. Northwestern (10/31/20)  
FR: 2 at Penn State (11/21/20)  
QH: 1, 2X, last at Minnesota (11/13/20)

## Barrington Wade (Sr.)

Tackles: 5 at Purdue (10/24/20)  
Solo: 4 at Purdue (10/24/20)  
Asst: 3 vs. MTSU (9/28/19)  
TFL: 1 at Purdue (10/24/20)  
Sack: 1 at Purdue (10/24/20)  
INT: 1, 2X, last vs. Michigan State (11/7/20)

## John Waggoner (So.)

Tackles: 1, 5X, last vs. Wisconsin (12/12/20)  
Solo: 1 vs. Purdue (10/19/19)  
Asst: 1, 4X, last vs. Wisconsin (12/12/20)  
TFL: 1 vs. Purdue (10/19/19)  
Sack: 1 vs. Purdue (10/19/19)  
QH: 1 vs. Wisconsin (12/12/20)

## PUNT RETURNS

### Max Cooper (Sr.)

Returns: 2 vs. USC, 12/27/19  
Yards: 16 vs. Illinois (11/23/19)  
Long: 16 vs. Illinois (11/23/19)

### Charlie Jones (Jr.)

Returns: 5 vs. Michigan State (11/7/20)  
Yards: 105 vs. Michigan State (11/7/20)  
Long: 54 vs. Michigan State (11/7/20)  
TD: 1 vs. Michigan State (11/7/20)

### Nico Ragaini (So.)

Returns: 4 at Michigan (10/5/19)  
Yards: 54 at Michigan (10/5/19)  
Long: 17 at Michigan (10/5/19)

## KICKOFF RETURNS

### Ivory Kelly-Martin (Jr.)

Returns: 3, 3X, last at Wisconsin (11/11/17)  
Yards: 67 vs. Penn State (9/23/17)  
Long: 35 at Michigan State (9/30/17)

### Sam LaPorta (So.)

Returns: 1, 2X, last vs. Nebraska (11/27/20)

### Monte Pottebaum (So.)

Returns: 1 at Nebraska (11/29/19)  
Yards: 10 at Nebraska (11/29/19)  
Long: 10 at Nebraska (11/29/19)

### Ihmir Smith-Marsette (Sr.)

Returns: 5 vs. Mississippi State (1/1/19)  
Yards: 150 vs. Mississippi State (1/1/19)  
Long: 98 vs. USC, 12/27/19  
TD: 1, 2X, last vs. USC, 12/27/19

## SPECIALISTS

### Keith Duncan (Sr.)

FG: 4, 4X, last vs. Nebraska (11/27/20)  
FGA: 6 vs. Illinois (11/23/19)  
PAT: 7, 3X, last vs. Michigan State (11/7/20)  
Long: 49, 2X, last at Nebraska (11/29/19)

### Ryan Gersonde (Jr.)

Punts: 5, 2X, last vs. Minnesota (10/28/17)  
Yards: 263 at Northwestern (10/21/17)  
Avg.: 52.6 at Northwestern (10/21/17)  
Long: 61 at Northwestern (10/21/17)

### Tory Taylor (Fr.)

Punts: 8 vs. Wisconsin (12/12/20)  
Yards: 337 vs. Wisconsin (12/12/20)  
Avg. 49.0 vs. Northwestern (10/31/20)  
Long: 61 vs. Michigan State (11/7/20)





# IOWA FOOTBALL

**33 Bowl Games 11 Big Ten Championships 29 Consensus All-America Honors 17 CFB Hall of Fame Inductees**

## MOST POINTS

- 63 at Illinois.....11-17-18
- 62 vs. North Texas.....9-25-15
- 62 vs. Northwestern.....11-9-02
- 59 vs. Western Michigan.....9-21-13
- 59 vs. Northwestern.....11-10-01
- 57 vs. Akron.....8-31-02
- 56 at Nebraska.....11-24-17
- 56 vs. Ball State.....9-3-05
- 56 vs. Buffalo.....9-6-03

## FEWEST POINTS ALLOWED

- 0 at Northwestern.....10-26-19
- 0 vs. Rutgers.....9-7-19
- 0 at Illinois.....11-17-18
- 0 vs. Maryland.....10-20-18
- 0 at Illinois.....11-19-16
- 0 vs. Ball State.....9-26-10
- 0 vs. Minnesota.....11-21-09
- 0 at Minnesota.....11-22-08
- 0 vs. Florida International.....9-6-08
- 0 vs. Syracuse.....9-8-07
- 0 vs. Ball State.....9-3-05
- 0 vs. Kent State.....9-1-01
- 0 vs. Northern Illinois.....9-18-99

## MOST FIRST DOWNS

- 30 vs. Middle Tennessee.....9-28-19
- 30 vs. Kent State.....9-1-01
- 29 at Iowa State.....9-9-17
- 29 vs. Indiana.....9-30-00
- 29 vs. Indiana.....10-23-99
- 28 vs. North Texas.....9-16-17
- 28 at Purdue.....11-9-13
- 28 vs. Louisiana-Monroe.....9-24-11
- 28 vs. Ball State.....9-26-10
- 28 at Indiana.....10-11-08
- 28 vs. Minnesota.....11-19-05
- 28 vs. Buffalo.....9-6-03

## FEWEST FIRST DOWNS ALLOWED

- 5 vs. Rutgers.....9-7-19
- 5 vs. Syracuse.....9-8-07
- 6 vs. Eastern Illinois.....9-4-10
- 6 at Minnesota.....11-22-08
- 6 vs. Penn State.....10-23-04
- 7 vs. Maryland.....10-20-18
- 8 vs. Ball State.....9-26-10
- 8 vs. Arizona.....9-19-09
- 9 at Purdue.....9-27-14
- 9 vs. Western Michigan.....9-21-13
- 9 vs. Georgia Tech.....1-5-10
- 9 vs. Penn State.....10-25-03

## MOST RUSHING ATTEMPTS

- 60 at Iowa State.....9-14-13
- 60 vs. Kent State.....9-4-04
- 59 vs. North Texas.....9-16-17
- 59 vs. Northwestern.....11-10-01
- 58 vs. Western Michigan.....9-21-13
- 58 vs. Missouri State.....9-7-13
- 56 vs. Minnesota.....11-16-02
- 55 at Illinois.....11-15-14
- 53 at Purdue.....10-15-16
- 53 vs. Minnesota.....11-17-01
- 52 vs. Maryland.....10-20-18
- 52 at Purdue.....11-9-13

## FEWEST RUSHING ATT., OPPONENT

- 17 by North Texas.....9-16-17
- 17 by Miami (Ohio).....9-7-02
- 18 by USC.....12-27-19
- 18 by Purdue.....10-19-19
- 19 by Iowa State.....9-14-19
- 19 by Kent State.....9-4-05
- 20 by Western Michigan.....9-21-13
- 20 by Michigan State.....10-30-10
- 20 by Michigan.....10-26-02
- 20 by Utah State.....9-21-02
- 20 by Texas Tech.....11-29-01

## MOST RUSHING YARDS

- 376 vs. Akron.....8-31-02
- 365 at Purdue.....10-15-16
- 365 vs. Minnesota.....11-16-02
- 351 vs. Middle Tennessee.....9-28-19
- 318 at Purdue.....11-9-13
- 313 at Nebraska.....11-24-17
- 304 at Illinois.....11-15-14
- 301 vs. Illinois.....10-1-05
- 300 vs. Utah State.....9-21-02
- 298 vs. Missouri State.....9-7-13

## FEWEST RUSHING YARDS ALLOWED

- 13 vs. Kent State.....9-4-04
- 6 vs. Northern Iowa.....9-15-18
- 7 at Minnesota.....11-22-08
- 10 vs. Montana.....9-2-06
- 14 vs. Miami (Ohio).....9-7-02
- 19 vs. Iowa State.....9-8-18
- 19 vs. Wisconsin.....10-12-05
- 22 vs. USC.....12-27-19

## MOST PASSES ATTEMPTED

- 61 vs. Indiana.....10-23-99
- 56 at Maryland.....10-18-14
- 55 vs. Ball State.....9-6-14
- 55 vs. Florida.....1-1-06
- 50 at Penn State.....10-27-18
- 51 vs. Northwestern.....10-31-20**
- 51 vs. Minnesota.....11-20-99
- 48 vs. Pittsburgh.....9-17-11
- 47 vs. Michigan State.....11-12-11
- 46 vs. Michigan State.....10-5-13
- 46 vs. Purdue.....11-6-04

## MOST PASSES COMPLETED

- 36 vs. Indiana.....9-30-99
- 35 vs. Ball State.....9-6-14
- 32 at Maryland.....10-18-14
- 32 vs. Florida.....1-1-06
- 31 vs. Northern Iowa.....8-30-14
- 31 vs. Pittsburgh.....9-17-11
- 30 vs. Indiana.....9-30-00
- 29 vs. Ohio State.....10-30-99
- 28 vs. Minnesota.....11-20-99

## FEWEST PASSES ATT., OPPONENT

- 9 by Georgia Tech.....1-5-10
- 10 by Northwestern.....10-27-12
- 13 by Nebraska.....9-23-00
- 13 by Iowa State.....9-11-99
- 14 by Wisconsin.....11-22-14
- 14 by Minnesota.....11-8-14
- 14 by Northwestern.....10-26-13
- 14 by Nebraska.....11-23-12
- 15 by Nebraska.....9-4-99
- 16 by Maryland.....10-20-18
- 16 by Northern Illinois.....9-1-12
- 16 by Wisconsin.....11-13-99

## FEWEST PASSES COMP., OPPONENT

- 2 by Georgia Tech.....1-5-10
- 6 by Maryland.....10-20-18
- 6 by Northern Illinois.....9-1-12
- 6 by Iowa State.....9-11-99
- 7 by LSU.....1-1-14
- 7 by Indiana.....10-11-14
- 7 by Northwestern.....10-27-12
- 7 by Syracuse.....9-8-07
- 7 by Buffalo.....9-6-03
- 8 by Nebraska.....11-23-12
- 8 by Ball State.....9-26-10
- 9 by Minnesota.....10-28-17
- 9 by Northwestern.....11-1-14
- 9 by Maine.....8-30-08
- 9 by Penn State.....11-13-04
- 9 by Minnesota.....10-23-04

## MOST PASSING YARDS

- 426 vs. Indiana.....10-23-99
- 399 vs. Pittsburgh.....9-17-11
- 380 vs. Indiana.....9-30-00
- 377 vs. Minnesota.....11-19-05
- 364 at Minnesota.....11-18-06
- 357 vs. Purdue.....10-8-05

## FEWEST PASSING YARDS ALLOWED

- 12 vs. Georgia Tech.....1-5-10
- 47 vs. Rutgers.....9-7-19
- 47 vs. Maryland.....10-20-18
- 54 vs. Northern Illinois.....9-1-12
- 56 vs. Ball State.....9-26-10
- 58 vs. Buffalo.....9-6-03
- 63 vs. Nebraska.....11-23-12
- 72 at Purdue.....9-27-14
- 73 vs. Minnesota.....11-20-04
- 74 vs. Maryland.....10-31-15
- 75 vs. Northwestern.....11-1-14
- 79 vs. Syracuse.....9-8-07
- 82 at Illinois.....11-17-18

## MOST TOTAL OFFENSE

- 644 vs. Middle Tennessee.....9-28-19
- 613 vs. Minnesota.....11-19-05
- 602 vs. Northwestern.....11-10-01
- 593 vs. Akron.....8-31-02
- 587 at Illinois.....11-14-14
- 562 vs. Ball State.....9-26-10
- 552 vs. Indiana.....10-23-99
- 546 at Minnesota.....11-18-06
- 545 vs. Northern Iowa.....9-15-18

## FEWEST TOTAL YARDS ALLOWED

- 103 vs. Syracuse.....9-8-07
- 110 vs. Kent State.....9-4-04
- 112 vs. Ball State.....9-26-10
- 115 vs. Maryland.....10-20-18
- 125 vs. Rutgers.....9-7-19
- 134 at Minnesota.....11-22-08
- 144 vs. Montana.....9-2-06
- 144 vs. Ball State.....9-3-05

## PUNTING AVERAGE (MIN. OF 4)

- 53.0 at Northwestern.....10-21-17
- 51.5 vs. Western Michigan.....9-9-00
- 51.0 vs. Arizona.....9-19-09
- 50.2 vs. Penn State.....11-4-00
- 50.0 vs. Wisconsin.....11-13-99
- 49.2 vs. LSU.....1-1-05
- 49.0 vs. Northwestern.....10-31-20**
- 49.0 vs. Miami (Ohio).....9-7-02

## MOST TIME OF POSSESSION

- 41:53 vs. Kent State.....9-4-04
- 40:55 vs. Maryland.....10-20-18
- 40:45 vs. North Texas.....9-16-17
- 38:42 vs. Northern Illinois.....9-1-12
- 38:27 vs. Michigan.....10-26-02
- 38:18 vs. Missouri State.....9-7-13
- 38:07 at Indiana.....10-11-08
- 38:03 at Iowa State.....9-14-13
- 37:56 vs. Arizona.....9-19-09
- 37:38 vs. Rutgers.....9-7-19
- 37:37 at Minnesota.....11-22-08
- 37:36 vs. Nebraska.....11-28-14

**Bold denotes 2020**





# IOWA FOOTBALL

**IOWA (0-1, 0-1) at PURDUE (1-0, 1-0)**
**SATURDAY, OCT. 24, 2020 -- ROSS-ADE STADIUM**

	1	2	3	4	FINAL
IOWA	0	17	0	3	20
PURDUE	7	7	0	10	24

**ATTENDANCE: 900**
**TEMPERATURE: 52 DEGREES**
**TIME OF GAME: 3 HOURS, 21 MINUTES**

## IOWA NOTES

QB Spencer Petras finished the game with 265 yards passing, the most by a Hawkeye quarterback in his first career start since Jon Beutler in 2000 (380). Petras started the game 1-for-6 with three passing yards, and finished the first half completing 13 of his 15 throws for 171 yards. He was 14-of-21 in the first half for 174 yards passing. He added one rushing touchdown.

QB Spencer Petras is the fifth Hawkeye quarterback in the Ferentz era to make his first career start on opening day (Petras, Stanley, Rudock, Tate, Chandler).

QB Spencer Petras scored Iowa's first touchdown of the season, a 1-yard touchdown rush. It is his second career rushing touchdown.

TE Sam LaPorta led Iowa with a career-high 71 receiving yards.

RB Tyler Goodson tied his career-high with five receptions. His 40-yard reception was a career long.

FS Jack Koerner led Iowa with 13 tackles, tying a career high. DB Riley Moss added a career high seven tackles. DT Daviyon Nixon (7) and CB Julius Brents (4) also tied their career best in tackles.

LB Barrington Wade had a career-high five tackles and added his first career sack (9 yards) and interception (9 yards).

Iowa had 460 yards total offense, its highest total in a Big Ten game since 2018 against Indiana (479).

Purdue scored first, marking the first time since Nov. 9, 2019 (vs. Wisconsin) that Iowa trailed in a game. The Hawkeyes ended 2019 on a four-game winning streak and did not trail in any of those four games.

Iowa won the toss and elected to receive. The Hawkeyes have played 267 games under head coach Kirk Ferentz. Iowa has opened the game on offense 201 times (126-75). The Hawkeyes have opened the game on defense 66 times (36-30).

The Hawkeyes host Northwestern on Oct. 31 at Kinnick Stadium. Kickoff is at 2:30 p.m. (CT). The game is televised on ESPN.

## SCORING SUMMARY

### First Quarter

PU -- David Bell, 9-yard pass from O'Connell (Dellinger kick)

### Second Quarter

IA -- Spencer Petras, 1-yard touchdown rush (Duncan kick)

IA -- Mekhi Sargent, 1-yard touchdown rush (Duncan kick)

PU -- David Bell, 11-yard pass from O'Connell (Dellinger kick)

IA -- Keith Duncan, 27-yard field goal

### Fourth Quarter

IA -- Keith Duncan, 33-yard field goal

PU -- J.D. Dellinger, 29-yard field goal

PU -- David Bell, 6-yard touchdown (Dellinger kick)

## TEAM STATS

IOWA	TEAM STATS	PURDUE
19	First Downs	24
36-195	Rushes-Yards	27-104
265	Passing Yards	282
22-39-0	Com-Att-Int	31-50-2
75-460	Total Offense	77-386
6-44.2	Punts-Avg.	6-47.5
3-2	Fumbles-Lost	0-0
10-100	Penalties-Yards	43-21
29:49	Possession Time	30:11

## INDIVIDUAL LEADERS

### RUSHING:

IOWA: Goodson 16-77; Sargent 11-71, 1 TD; Kelly-Martin 4-29

PU: Horvath 21-129

### PASSING:

IOWA: Petras 22-39-265, 0 TD, 0 INT

PU: O'Connell 31-50-282, 3 TD, 0 INT

### RECEIVING:

IOWA: LaPorta 5-71; Goodson 5-59; Rigaini 4-61

PU: Bell 13-121, 3TD; Milton 7-85;

### TACKLES:

IOWA: Koerner 13; Nieman 8; Moss 7; Nixon 7

PU: Alexander 10; Trice 7



# IOWA FOOTBALL

## NORTHWESTERN (2-0, 2-0) at IOWA (0-2, 0-2)

SATURDAY, OCT. 31, 2020 -- KINNICK STADIUM

	1	2	3	4	FINAL
NORTHWESTERN	0	14	7	0	21
IOWA	17	3	0	0	20

ATTENDANCE: 1,432

TEMPERATURE: 61 DEGREES

TIME OF GAME: 3 HOURS, 16 MINUTES

### IOWA NOTES

DT Daviyon Nixon set career highs with 11 tackles and 3.0 tackles for loss. He set a then-career high with 7 tackles Week 1. Through two games, he has 18 tackles, 5.5 tackles for loss, and 2.0 sacks.

WR Ihmir Smith-Marsette set a career high with seven receptions. He had 84 yards receiving to move past Bill Schultz and Dallas Clark in career receiving yards (1,354).

QB Spencer Petras threw his first career touchdown, a 7-yard toss to WR Brandon Smith in the first quarter. Petras completed 26 passes on 50 attempts. No Hawkeye since at least 1982 completed more passes or had more attempts in their Kinnick Stadium debut. The 50 attempts are the most by a Hawkeye quarterback since Jake Rudock threw 56 times against Maryland in 2014. The 26 attempts are the most by a Hawkeye quarterback since Nate Stanley completed 27 passes against Northwestern in 2018.

K Keith Duncan scored eight points today to move past Mark Weisman for 11th all-time in career scoring (200). He connect on field goals of 22 and 47 yards, and has made nine consecutive field goal attempts.

LB Seth Benson had a game and career-high 13 tackles in his first career start. Rily Moss (9) and Zach VanValkenburg (7) also had career highs in tackles.

FS Jack Koerner intercepted a pass in the fourth quarter, his first of the season and second of his career.

TE Sam LaPorta matched his career high with six receptions.

The Hawkeyes' last eight losses have been one-possession games. Those eight losses have been by a combined 30 points.

Iowa had won five straight games when recovering at least two opponent fumbles. Its last loss with two fumble recoveries was against Nebraska in 2012 (L, 13-7).

Iowa won the toss and deferred. The Hawkeyes have played 268 games under head coach Kirk Ferentz. Iowa has opened the game on offense 201 times (126-75). The Hawkeyes have opened the game on defense 67 times (36-31).

### SCORING SUMMARY

#### First Quarter

IA -- Brandon Smith, 7-yard pass from Petras (Duncan kick)  
IA -- Tyler Goodson, 15-yard touchdown rush (Duncan kick)  
IA -- Keith Duncan, 22-yard field goal

#### Second Quarter

NU -- Kyric McGowan, 3-yard touchdown rush (Kuhbänder kick)  
IA -- Keith Duncan, 47-yard field goal  
NU -- Jesse Brown, 1-yard touchdown rush (Kuhbänder kick)

#### Third Quarter

NU -- Jesse Brown, 2-yard touchdown rush (Kuhbänder kick)

### TEAM STATS

NORTHWESTERN	TEAM STATS	IOWA
18	First Downs	20
60-143	Rushes-Yards	23-77
130	Passing Yards	216
11-18-1	Com-Att-Int	26-51-3
78-273	Total Offense	74-293
6-41.7	Punts-Avg.	4-196
3-2	Fumbles-Lost	0-0
6-45	Penalties-Yards	3-20
33:33	Possession Time	26:27

### INDIVIDUAL LEADERS

#### RUSHING:

NU: Isaih Bowser 25-85; Ramsey 12-26; Brown 10-21 2 TD  
IOWA: Goodson 13-43; Sargent 4-20; Petras 5-14

#### PASSING:

NU: Ramsey 11-18-130, 0 TD, 1 INT  
IOWA: Petras 26-50-3, 1 TD, 3 INT

#### RECEIVING:

NU: McGowan 5-63; Chiaokhiao 4-37  
IOWA: Smith-Marsette 7-84; LaPorta 6-46; Smith 3-19 1 TD

#### TACKLES:

NU: Bergin 12; Fisher 11; Gallagher 11  
IOWA: Benson 13; Nixon 11; Niemann 10



# IOWA FOOTBALL

## MICHIGAN STATE (1-2, 1-2) at IOWA (1-2, 1-2)

SATURDAY, NOV. 7, 2020 -- KINNICK STADIUM

	1	2	3	4	FINAL
MICHIGAN STATE	0	0	7	0	7
IOWA	14	21	7	7	49

ATTENDANCE: 1,441

TEMPERATURE: 66 DEGREES

TIME OF GAME: 3 HOURS, 20 MINUTES

### IOWA NOTES

Kirk Ferentz won his 163rd game as a member of the Big Ten Conference, passing Joe Paterno for fourth all-time in league history. Ferentz is one of five coaches in Big Ten Conference history to win at least 150 games as a member of the Big Ten Conference. The top five includes Woody Hayes (202), Amos Alonzo Stagg (199), Bo Schembechler (194), Kirk Ferentz (163) and Joe Paterno (162).

RB Tyler Goodson rushed for 113 yards. His 71-yard rush in the third quarter is a career long and pushed him over the 100 yard mark, his second career 100-yard rushing game. had two rushing touchdowns today (3, 9). It is his first career multi-touchdown game. Goodson has started the last seven games at running back. He has seven rushing touchdowns over the last seven games.

DB Riley Moss's 54-yard interception return for a touchdown was Iowa's first interception return for a touchdown since the 2019 Holiday Bowl (Nick Niemann). Iowa has at least one pick-six in 13 consecutive seasons, and at least one interception returned for a touchdown in 18 of the last 20 seasons.

WR Charlie Jones returned a punt 54 yards for a touchdown in the second quarter. It is his first career punt return for a touchdown, and Iowa's first since 2018 (Kyle Groenenweg, 61 yards at Illinois). Jones had a then career-best 31-yard punt return in the second quarter to set up Iowa's third touchdown drive.

WR Charlie Jones had 105 punt return yards on five returns (21.0 avg.). In all of 2019, Iowa returned 15 punts for 121 yards (8.1 avg.).

P Tory Taylor averaged 45.9 yards on seven punts, including a career-long 61 yard punt in the second quarter. He had two punts of 50-plus yards and five punts downed inside the 20. Taylor entered the game leading the Big Ten with 46.1 yards per punt.

Iowa scored 49 points today, the most in series history. It is the third time in the series Iowa top 40 points (44 in 2002, 41 in 1980). The 49 points scored are the most by the Hawkeyes at Kinnick Stadium since defeating Ohio State, 55-24 in 2017,

Iowa had three interceptions (Jack Koerner, Barrington Wade, Riley Moss), its first three-interception game since 2018 at Illinois. Iowa has at least one interception in the last 10 games. Iowa has 14 interceptions over the last 10 games, and 59 interceptions since 2017.

Iowa returned a punt and interception for a touchdown in the same game for the first time since 2014 vs. Nebraska (Lowdermilk 17-yard INT, Drew Ott 12-yard punt).

The Hawkeyes scored a touchdown on offense, defense and special teams for the second time in the last four games (USC at 2019 Holiday Bowl).

### SCORING SUMMARY

#### First Quarter

IA -- Tyler Goodson, 3-yard touchdown rush (Duncan kick)  
IA -- Brandon Smith, 14-yard pass from Petras (Duncan kick)

#### Second Quarter

IA -- Tyler Goodson, 9-yard touchdown rush (Duncan kick)  
IA -- Charlie Jones, 54-yard punt return (Duncan kick)  
IA -- Riley Moss, 54-yard interception return (Duncan kick)

#### Third Quarter

MSU -- Tyler Hunt, 1-yard touchdown rush (Coghlin kick)  
IA -- Mekhi Sargent, 2-yard touchdown rush (Duncan kick)

#### Fourth Quarter

IA -- Mekhi Sargent, 6-yard touchdown rush (Duncan kick)

### TEAM STATS

MICHIGAN STATE	TEAM STATS	IOWA
10	First Downs	19
32-59	Rushes-Yards	226
227	Passing Yards	179
17-38-3	Com-Att-Int	16-29-0
70-286	Total Offense	70-405
10-40.5	Punts-Avg.	7-45.9
1-0	Fumbles-Lost	1-0
8-55	Penalties-Yards	6-35
27:55	Possession Time	32:05

### INDIVIDUAL LEADERS

#### RUSHING:

MSU: Simmons 9-34; Wright 5-15  
IOWA: Goodson 14-113, 2 TD; Jones 2-38; Sargent 9-31

#### PASSING:

MSU: Lombardi 17-37-227 0 TD, 3 INT  
IOWA: Petras 15-27-167, 1 TD

#### RECEIVING:

MSU: Nailor 4-119; Gillison 3-26  
IOWA: Tracy 4-38; Smith 3-35 1 TD; Ragaini 3-32

#### TACKLES:

MSU: Dowell 7; Henderson 6; Harvey 5; Kline 5  
IOWA: Benson 8; Niemann 7; Golston 6



# IOWA FOOTBALL

## IOWA (2-2, 2-2) at MINNESOTA (2-2, 2-2)

FRIDAY, NOV. 13, 2020 -- KINNICK STADIUM

	1	2	3	4	FINAL
IOWA	7	7	0	21	35
MINNESOTA	0	0	0	7	7

ATTENDANCE: 771

TEMPERATURE: 33 DEGREES

TIME OF GAME: 3 HOURS, 14 MINUTES

### IOWA NOTES

Iowa has won six straight in the series, its longest win streak in series history (114 meetings).

Iowa retained possession of Floyd of Rosedale. The series is tied 42-42-2 advantage in the series with Floyd of Rosedale on the line. Iowa has won 16 of the last 20 meetings against Minnesota, and is 17-4 in their last 21 rivalry trophy games (Iowa State, Minnesota, Nebraska, Wisconsin).

RB Tyler Goodson rushed for a career-high 142 yards. It is his second straight 100-yard rushing game, and the third of his career. The last Iowa player to have consecutive 100-yard rushing games was RB Mekhi Sargent in 2018 (121 vs. ILL, 173 vs. NEB). Goodson had two rushing touchdowns (7, 1), his second straight game with two rushing touchdowns. He has started the last eight games at running back. He has nine rushing touchdowns over the last seven games.

FS Jack Koerner recorded an interception in the second quarter, his third straight game with an interception.

DB Riley Moss intercepted a pass in the fourth quarter (62 yards return), his second of the season and his fourth career interception against Minnesota. Moss has two interceptions in 2018 in his first career start, and had an interception in 2019 on Minnesota's final play of the game. Moss's 62-yard interception tonight returns ties for the 18th longest in school history.

FS Jack Koerner blocked Minnesota's 39-yard field goal attempt. It is Iowa's first blocked field goal since 2017 (Anthony Nelson vs. Penn State).

DL Zach VanValkenburg had a career-high three sacks, the most by a Hawkeye since A.J. Epenesa had 4.5 against Nebraska in 2019.

LB Jack Campbell made his first appearance of the season and had a career-high five tackles.

K Keith Duncan connected on three extra points tonight to tie Akrum Wadley for 10th on Iowa's all-time scoring list (210).

WR Nico Ragaini scored his first career rushing touchdown (1 yard) in the first quarter. It was his second career rush attempt.

The Hawkeyes have at least one interception in 11 straight games. They have 16 interceptions during that stretch. The last time Iowa had a stretch of at least 11 games with an interception was 2008, when the Hawkeyes intercepted a pass in each of the 13 games.

Minnesota scored its only points of the game with 14 seconds left in the fourth quarter. The Gophers came into the game averaging 36.3 points per game.

### SCORING SUMMARY

#### First Quarter

IA -- Nico Ragaini, 1-yard touchdown rush (Duncan kick)

#### Second Quarter

IA -- Tyler Goodson, 7-yard touchdown rush (Duncan kick)

#### Fourth Quarter

IA -- Ihmir Smith-Marsette, 8-yard pass from Petras (kick failed)

IA -- Tyler Goodson, 1-yard touchdown rush (Goodson run)

IA -- Mekhi Sargent, 14-yard touchdown rush (Duncan kick)

MN -- Bateman, 4-yard pass from Morgan (Lantz kick)

### TEAM STATS

IOWA	TEAM STATS	MINNESOTA
20	First Downs	19
35-235	Rushes-Yards	40-145
111	Passing Yards	167
9-18-1	Com-Att-Int	16-33-2
53-346	Total Offense	312
3-133	Punts-Avg.	6-221
0-0	Fumbles-Lost	0-0
2-25	Penalties-Yards	8-85
23:50	Possession Time	36:10

### INDIVIDUAL LEADERS

#### RUSHING:

IOWA: Goodson 20-142, 2 TD; Sargent 9-86, 1 TD  
MINN: Mohamed 33-144

#### PASSING:

IOWA: Petras 9-18-111, 1 TD, 1 INT  
MINN: Morgan 16-33-167, 1 TD, 2 INT

#### RECEIVING:

IOWA: Tracy 3-36; Smith-Marsette 2-20, 1 TD  
MINN: Bateman 8-111, 1 TD, Autman-Bell 3-24

#### TACKLES:

IOWA: Benson 7; Niemann 7  
MINN: Durr 5, Otomewo 4



# IOWA FOOTBALL

**IOWA (3-2, 3-2) at PENN STATE (0-5, 0-5)**
**SATURDAY, NOV. 21, 2020 -- BEAVER STADIUM**

	1	2	3	4	FINAL
IOWA	3	21	7	10	41
PENN STATE	7	0	14	0	21

**ATTENDANCE: 1,500**
**TEMPERATURE: 54 DEGREES**
**TIME OF GAME: 3 HOURS, 26 MINUTES**

## IOWA NOTES

Kirk Ferentz now has 100 Big Ten wins as Iowa's head coach, the fourth most of any coach in Big Ten Conference history. He joins Woody Hayes (153), Bo Schembechler (143) and Amos Alonzo Stagg (115) in the 100 Win Club.

LB Nick Niemann had a career-high 17 tackles, the most by a Hawkeye since Anthony Hitchens had 19 tackles against Iowa State in 2012. He had 13 tackles in the first half. He is the third Hawkeye this season to register at least 13 tackles in a single game (Koerner 13 vs. Purdue; Benson 13 vs. Northwestern). The last time Iowa had three different players record at least 13 tackles in a single game in the same season was 2015 (Cole Fisher, Josey Jewell, Jordan Lomax).

DL Zach VanValkenburg recovered two fumbles today. Iowa scored touchdowns on both possessions following the turnover. VanValkenburg has three fumble recoveries this season.

DE Chauncey Golston recorded an interception in the fourth-quarter, his first of the season and the third of his career.

DT Daviyon Nixon recorded his first career interception in the fourth quarter and returned it 71 yards for a touchdown. The 71 yard return ties for the 14th longest in program history. Iowa has two interceptions returned for a touchdown this season, and at least one pick-six in 13 consecutive seasons, and at least one interception returned for a touchdown in 18 of the last 20 seasons.

RB Mekhi Sargent rushed 15 times for 101 yards, his first 100-yard rushing game of the season and the third of his career.

RB Mekhi Sargent had two 1-yard rushing touchdowns in the second quarter. It is his fifth career multi-touchdown game. He has six rushing touchdowns this season (1, 2, 6, 14, 1, 1), and five in the last three games. Sargent has 20 career touchdowns (19 rush, 1 receiving). He is the 17th player in program history to score 20 or more career touchdowns.

K Keith Duncan scored 11 points to raise his career total to 221, sixth most in program history.

RB Tyler Goodson had a 10-yard rushing touchdown in the second quarter. Goodson has started the last nine games at running back and has 10 rushing touchdowns during that stretch.

Iowa had two interceptions today. The Hawkeyes have at least one interception in 12 straight games.

Iowa scored 24 points on four takeaways.

The Hawkeyes are averaging 33.0 points per game, their highest total since 2002 (36.5).

## SCORING SUMMARY

### First Quarter

IA -- Keith Duncan, 40-yard field goal

PSU - Keyvone Lee, 6-yard touchdown rush (Pinegar kick)

### Second Quarter

IA -- Tyler Goodson, 10-yard touchdown rush (Duncan kick)

IA -- Mekhi Sargent, 1-yard touchdown rush (Duncan kick)

IA -- Mekhi Sargent, 1-yard touchdown rush (Duncan kick)

### Third Quarter

IA -- Spencer Petras, 3-yard touchdown rush (Duncan kick)

PSU - Brenton Strange, 28-yard reception from Clifford (kick failed)

PSU - Jahan Dotson, 68-yard pass from Clifford (Keyvone Lee reception)

### Fourth Quarter

IA -- Keith Duncan, 24-yard field goal

IA -- Daviyon Nixon, 71-yard interception return (Duncan kick)

## TEAM STATS

IOWA	TEAM STATS	PENN STATE
24	First Downs	19
46-175	Rushes-Yards	35-62
186	Passing Yards	280
18-28-0	Com-Att-Int	26-38-2
74-361	Total Offense	73-342
5-44.4	Punts-Avg.	4-45.2
2-1	Fumbles-Lost	3-2
6-45	Penalties-Yards	2-15
31:50	Possession Time	28:10

## INDIVIDUAL LEADERS

### RUSHING:

IOWA: Sargent 15-101, 2 TD; Goodson 20-78, 1 TD

PSU: Levis 15-34, Clifford 6-13

### PASSING:

IOWA: Petras 18-28-186

PSU: Clifford 13-22-174, 2 TD, 2 INT

### RECEIVING:

IOWA: Ragaini 4-46; LaPorta 3-32; Smith 3-27

PSU: Dotson 8-139 1 TD, Lee 6-41

### TACKLES:

IOWA: Niemann 17, Benson 8, Moss 7

PSU: Wade 10, Brisker 8, Luketa 7



# IOWA FOOTBALL

## IOWA (4-2, 4-2) vs. NEBRASKA (1-4, 1-4)

FRIDAY, NOV. 27, 2020 -- KINNICK STADIUM

	1	2	3	4	FINAL
NEBRASKA	0	13	7	0	20
IOWA	10	3	7	6	26

ATTENDANCE: 1,469

TEMPERATURE: 40 DEGREES

TIME OF GAME: 3 HOURS, 16 MINUTES

### IOWA NOTES

RB Mekhi Sargent's 2-yard touchdown rush in the third quarter was his 20th career rushing touchdown. He is the 11th player in program history to have 20 or more rushing touchdowns. He has seven rushing touchdowns this season (1, 2, 6, 14, 1, 1, 2), and six in the last four games.

DL Daviyon Nixon had 8 tackles, including 3.0 tackles for loss. He entered the game with 8.5 TFL, second in the Big Ten. Nixon 3.0 TLF against Northwestern.

RB Tyler Goodson rushed for 111 yards on a career-high 30 carries (he had 11 carries for 24 yards at halftime). It is his fourth career 100-yard rushing game, and third this season (113 vs. Michigan State, 142 at Minnesota). The last Hawkeye to rush at least 30 times in a game was Jordan Canzeri, 43 carries vs. Illinois in 2015.

WR Ihmir Smith-Marsette had 3 receptions for 44 yards. He became the 25th player in program history to surpass 1,400 career receiving yards, raising his career total to 1,443.

K Keith Duncan moved into the top five in career field goals made. Duncan connected on four (32, 33, 48, 37) field goals, passing Tom Nichol (45) and raising his career total to 44.

DB Terry Roberts recovered a fumbled punt in the fourth quarter. It is Roberts second fumble recovery of the season (Northwestern).

Hawkeyes are 18-4 in their last 22 rivalry trophy games (Iowa State, Minnesota, Nebraska, Wisconsin). Iowa has won six straight against Nebraska and seven of the last eight meetings.

Iowa's opening drive of the second was its longest scoring drive of the season in terms of plays and time of possession (14 plays, 66 yards, 6:18).

Iowa won the toss and elected to receive. The Hawkeyes have played 272 games under head coach Kirk Ferentz. Iowa has opened the game on offense 205 times (130-75). The Hawkeyes have opened the game on defense 67 times (36-31).

#### Instant Replay

- 1) Nebraska reception (confirmed)
- 2) Nebraska touchdown (confirmed)

### SCORING SUMMARY

#### First Quarter

IA -- Keith Duncan, 32-yard field goal

IA -- Tyrone Tracy, 6-yard pass from Petras (Duncan kick)

#### Second Quarter

NEB -- Connor Culp, 31-yard field goal

NEB -- Connor Culp, 39-yard field goal

IA -- Keith Duncan, 33-yard field goal

NEB -- Adrian Martinez, 1-yard touchdown rush (Culp kick)

#### Third Quarter

NEB -- Rahmir Johnson, 12-yard touchdown rush (Culp kick)

IA -- Mekhi Sargent, 2-yard touchdown rush (Duncan kick)

#### Fourth Quarter

IA -- Keith Duncan, 48-yard field goal

IA -- Keith Duncan, 37-yard field goal

### TEAM STATS

NEBRASKA	TEAM STATS	IOWA
20	First Downs	22
38-143	Rushes-Yards	45-129
195	Passing Yards	193
21-25-0	Com-Att-Int	18-30-1
63-338	Total Offense	75-322
5-185	Punts-Yards	2-81
4-2	Fumbles-Lost	2-0
4-40	Penalties-Yards	2-20
25:36	Possession Time	34:24

### INDIVIDUAL LEADERS

#### RUSHING:

NEB: Robinson 6-42; McCaffrey 5-42

IOWA: Goodson 30-111; Sargent 5-18 1 TD

#### PASSING:

NEB: Martinez 18-20-174, 0 TD, 0 INT; McCaffrey 3-5,-0 0 TD, 0 INT

IOWA: Petras 18-30-193, 1 TD, 1 INT

#### RECEIVING:

NEB: Robinson 9-75, Vokolek 3-31

IOWA: LaPorta 5-38; Smith-Marsette 3-44, SMith 3-28

#### TACKLES:

NEB: Reimer 12, Honas 8, Williams 7, Domann 7, Dismuke 7

IOWA: Niemann 12, Hankins 9, Campbell 8, Nixon 8



# IOWA FOOTBALL

## #19 IOWA (5-2, 5-2) vs. ILLINOIS (2-4, 2-4)

SATURDAY, DEC. 5, 2020 -- MEMORIAL STADIUM

	1	2	3	4	FINAL
#19 IOWA	0	13	8	14	35
ILLINOIS	7	7	0	7	21

ATTENDANCE: 875

TEMPERATURE: 44 DEGREES

TIME OF GAME: 3 HOURS, 19 MINUTES

### IOWA NOTES

Iowa extended its winning streak to five games. Iowa has won five straight in the same season for the first time since 2015, when it opened the season 12-0. Iowa has outscored its last five opponents, 186-76, averaging 37.2 points per game during the winning streak.

The win was Iowa's seventh straight against Illinois.

Iowa trailed Illinois, 14-0, in the second quarter. The last time Iowa won a game in which it trailed by at least 14 points was Nov. 23, 2013. The Hawkeyes trailed Michigan 21-7 in the second quarter, and scored the final 17 points of the game to win, 24-21. The Hawkeyes scored on four straight possessions after trailing 14-0 (TD, FG, FG, TD).

QB Spencer Petras threw a career-high three touchdowns (24 yards to TE Sam LaPorta, 4 yards to WR Ihmir Smith-Marsette, 16 yards to TE Shaun Beyer).

WR Ihmir Smith-Marsette's 9-yard reception in the first quarter was the 100th reception of his career. His is the 24th player in program history to have 100 or more receptions. Smith-Marsette had two touchdowns today, a 4-yard reception and a 13-yard rush.

TE Sam LaPorta scored his first career touchdown, a 22-yard reception from QB Spencer Petras.

TE Shaun Beyer scored his first career touchdown, a 16-yard reception from QB Spencer Petras.

WR Brandon Smith had a season high 5 receptions and a season-high 58 yards. His 7-yard reception in the third quarter put him over 1,000 career receiving yards. He is the 43rd player in program history to reach 1,000 career receiving yards. Smith has 88 career receptions for 1,016 yards.

DB Matt Hankins had 3 tackles today, including 2 solo stops. He 161 career tackles (100 solo).

DE Chauncy Golston matched a career high with 8 tackles.

DL Daviyon Nixon had 1.5 tackles for loss. He entered the game leading the Big Ten with 11.5 TFL.

K Keith Duncan connected on a 40-yard field goal in the second quarter. It was his 19th career field of 40 yards or more, tying Nate Kaeding for the most in school history. Duncan's 27-yard field goal in the second quarter was No. 50 of his career. Duncan has 50 career field goals, fifth all-time.

Iowa has played 21 straight games without surrendering 25 points, the longest streak in the nation among Power 5 teams.

### SCORING SUMMARY

#### First Quarter

ILL -- Daniel Barker, 24-reception from Peters (McCourt kick)

#### Second Quarter

ILL -- Josh Imatorbhebhe, 12-reception from Peters (McCourt kick)

IA -- Sam LaPorta, 22-yard reception from Petras (Duncan kick)

IA -- Keith Duncan, 40-yard field goal

IA -- Keith Duncan, 27-yard field goal

#### Third Quarter

IA -- Ihmir Smith-Marsette, 4-yard reception from Petras (2-pt, Goodson)

#### Fouth Quarter

IA -- Shaun Beyer, 16-yard reception from Petras (Duncan kick)

IA -- Ihmir Smith-Marsette, 14-yard rush (Duncan)

ILL -- Carlos Sandy, 29-yard reception from Williams (McCourt kick)

### TEAM STATS

IOWA	TEAM STATS	ILLINOIS
22	First Downs	20
38-204	Rushes-Yards	38-149
220	Passing Yards	199
18-28-0	Com-Att-Int	17-35
66-424	Total Offense	73-348
5-210	Punts-Yards	7-266
1-0	Fumbles-Lost	0-0
3-22	Penalties-Yards	3-30
30:26	Possession Time	29:34

### INDIVIDUAL LEADERS

#### RUSHING:

IOWA: Goodson 19-92; Sargent 10-54; Smith-Marsette 2-44 1 TD

ILL: Brown 18-83; Williams 6-38

#### PASSING:

IOWA: Petras 18-28-220, 3 TD, 0 INT

ILL: Peters 10-18-116, 2 TD, 0 INT; Williams 7-16-83, 1 TD, 0 INT

#### RECEIVING:

IOWA: Smith 5-58; LaPorta 4-57 1 TD; Smith-Marsette 4-32 1 TD

ILL: Imatorbhebhe 4-48 1 TD; Barker 4-40 1 TD

#### TACKLES:

IOWA: Niemann 8; Golston 8; VanValkenberg 5; Nixon 5; Campbell 5

ILL: Adams 10; Hansen 7; Carney 7



# IOWA FOOTBALL

## #16 IOWA (6-2, 6-2) vs. WISCONSIN (2-3, 2-3)

SATURDAY, DEC. 12, 2020 -- KINNICK STADIUM

	1	2	3	4	FINAL
WISCONSIN	0	0	7	0	0
#16 IOWA	3	3	15	7	0

ATTENDANCE: 1,445

TEMPERATURE: 33 DEGREES

TIME OF GAME: 3 HOURS, 16 MINUTES

### IOWA NOTES

Iowa extended its winning streak to six games. Iowa has won six straight in the same season for the first time since 2015, when it opened the season 12-0. Iowa has outscored its last six opponents, 214-83, averaging 35.7 points per game offensively and allowing 13.8 ppg during the winning streak.

Iowa ended a four-game losing streak to Wisconsin and regained possession of the Heartland Trophy. The Hawkeyes are 19-4 in their last 23 rivalry trophy games (Iowa State, Minnesota, Nebraska, Wisconsin), with all four losses coming to Wisconsin.

The win was Iowa's first against Wisconsin at Kinnick Stadium since a 38-16 win in 2008. Today's 21-point margin of victory was also Iowa's largest against the Badger since that same 2008 game.

QB Spencer Petras is 78-131 (59.5) with 1,088 passing yards (181.3 ypg) during Iowa's six-game winning streak. He has thrown eight touchdowns and two interceptions over the last six games.

QB Spencer Petras' 53-yard touchdown pass to WR Ihmir Smith-Marsette was the longest touchdown pass of his career.

WR Ihmir Smith-Marsette's 140 receiving yards are the most by a Hawkeye since WR Marvin McNutt had 151 yards against Purdue in 2011. The 100-yard receiving game was the third of Smith-Marsette's career.

RB Mekhi Sargent moved into the top 20 in career rushing yards. He finished the game with 51 rushing yards on 13 carries. He has 1,740 career rushing yards, 20th all-time in program history. Today he passed Ed Podalak (1,710).

K Keith Duncan connected on two field goals today (30, 45) to move into fourth place in career field goals made (50). He passed Kyle Schlicher today (51) on the school's career list. Duncan's 45-yard field goal in the second quarter was the 20th field goal in his career of 40 or more yards, the most in school history.

DE Chauncey Golston registered a career-high nine tackles. SS Dane Belton tied his career-high with six tackles.

RB Tyler Goodson's 80-yard touchdown rush in the fourth quarter was the longest rush of his career and ties for the 12th longest rush in school history. Goodson had 106 rushing yards, his fourth 100-yard rushing game of the season and the fifth of his career. Tyler Goodson's 80-yard TD run was the longest run by a Big Ten player this season and the longest rushing play by a Hawkeye since Tavian Banks went for 82 against Iowa State in 1997.

LB Jack Campbell's fourth quarter interception in the end zone was his first career interception.

### SCORING SUMMARY

#### First Quarter

IA -- Keith Duncan, 30-yard field goal

#### Second Quarter

IA -- Keith Duncan, 45-yard field goal

#### Third Quarter

IA -- Ihmir Smith-Marsette, 19-yard pass from Petras (B. Smith conversion)

WIS - Nakie Watson, 1-yard rush (Larsh)

IA -- Ihmir Smith-Marsette, 53-yard pass from Petras (Duncan)

#### Fourth Quarter

IA -- Tyler Goodson, 80-yard rush (Duncan)

### TEAM STATS

WISCONSIN	TEAM STATS	IOWA
11	First Downs	13
33	Rushes-Yards	32-127
56	Passing Yards	211
20-38-1	Com-Att-Int	15-25-0
71-225	Total Offense	57-338
9-393	Punts-Yards	8-337
2-1	Fumbles-Lost	2-1
5-40	Penalties-Yards	6-50
34:11	Possession Time	25:49

### INDIVIDUAL LEADERS

#### RUSHING:

WIS: Watson 13-34, 1 TD; Dike 3-21

IOWA: Goodson 11-106, 1 TD; Sargent 13-51

#### PASSING:

WIS: Mertz 20-38-169, 0 TD, 1 INT

IOWA: Petras 14-25-211, 2 TD, 0 INT

#### RECEIVING:

WIS: Dunn 5-55; Groshek 5-28; Ferguson 3-14

IOWA: Smith-Marsette 7-140, 2 TD; Smith 3-30; Goodson 2-28

#### TACKLES:

WIS: Sanborn 7; Chenal 6; Wilder 6

IOWA: Golston 9; Niemann 8; Hankins 7; Belton 6; Koerner 6