

NCAA Gymnastics Score Sheet

Teams: Home IOWA -M

Visitor University Of Illinois

Date Feb 13, 2021

Place University Of Iowa

Attendance

333

Name	D	1	2	3	4	5	nd	AVE
1 Carter Tope	114	5.0	8.0	8.0				13.000
2 James Friedman	105	5.3	8.5	8.5				13.800
3 Evan Davis	104	5.4	8.8	8.6				14.100
4 Stewart Brown	102	5.2	8.2	8.4				13.500
5 Bennet Huang	108	5.6	8.5	8.3				14.000
6 Kulani Taylor	112	5.3	7.1	7.5				12.600

Name	D	1	2	3	4	5	nd	AVE
1 Dylan Kolak	202	5.3	7.8	7.9			-0.1	13.050
2 Max Diab	201	5.3	6.9	7.2				12.350
3 Ian Skirkey	212	5.2	8.1	8.3			-0.1	13.300
4 Evan Manivong	205	5.5	8.1	8.2				13.650
5 Connor McCool	206	5.9	8.5	8.2				14.250
6 Michael Fletcher	203	4.9	8.7	8.9			-0.1	13.600

Floor Score: **68.400** Running Score: **68.400**

Floor Score: **67.850** Running Score: **67.850**

Pommel	D	1	2	3	4	5	nd	AVE
1 Drew Helberg	106	4.6	8.6	8.4				13.100
2 James Friedman	105	4.7	8.4	8.6				13.200
3 Amari Sewell	111	4.5	7.6	7.7				12.150
4 Carter Tope	114	5.4	7.5	7.9				13.100
5 Evan Davis	104	5.3	8.0	8.2				13.400
6 Bennet Huang	108	5.3	8.3	8.5				13.700

Pommel	D	1	2	3	4	5	nd	AVE
1 Michael Fletcher	203	4.7	8.1	8.5				13.000
2 Tyler Schmidt	204	4.7	8.3	8.5				13.100
3 Sebastian Ingersol	211	4.2	6.3	6.4				10.550
4 Tommy Mistretta	210	5.1	8.0	7.9				13.050
5 Hamish Carter	208	5.0	7.6	7.7				12.650
6 Ian Skirkey	212	5.6	8.0	8.2				13.700

Pommel Score: **66.500** Running Score: **134.900**

Pommel Score: **65.500** Running Score: **133.350**

Rings	D	1	2	3	4	5	nd	AVE
1 Reuven Anderson	101	5.0	6.8	7.1				11.950
2 Stewart Brown	102	4.2	8.8	8.7				12.950
3 Bennet Huang	108	5.0	8.4	8.2				13.300
4 James Friedman	105	4.4	8.0	8.3				12.550
5 Evan Davis	104	4.8	8.6	8.6				13.400
6 Peyton Hobson	107	5.1	8.6	8.4				13.600

Rings	D	1	2	3	4	5	nd	AVE
1 Jordan Kovach	207	4.8	8.7	8.7				13.500
2 Hamish Carter	208	4.5	8.4	8.2				12.800
3 Joel Diaz	214	4.8	8.7	8.8				13.550
4 Logan Myers	213	4.6	8.5	8.2				12.950
5 Michael Fletcher	203	4.8	8.3	8.1				13.000
6 Danny Graham	215	5.4	8.6	8.8				14.100

Rings Score: **65.800** Running Score: **200.700**

Rings Score: **67.100** Running Score: **200.450**

Vault	D	1	2	3	4	5	nd	AVE
1 James Friedman	105	4.8	9.1	9.2			-0.1	13.850
2 Bennet Huang	108	4.8	8.9	9.0				13.750
3 Carter Tope	114	5.2	8.3	8.1			-0.3	13.100
4 Amari Sewell	111	5.2	9.2	9.4				14.500
5 Stewart Brown	102	5.2	8.1	8.3				13.400
6 Kulani Taylor	112	4.9	9.0	9.1				13.950

Vault	D	1	2	3	4	5	nd	AVE
1 Dylan Kolak	202	4.8	9.3	9.4				14.150
2 Ian Skirkey	212	4.8	8.3	8.2			-0.3	12.750
3 Max Diab	201	5.2	8.3	8.4				13.550
4 Connor McCool	206	4.8	8.8	9.0			-0.1	13.600
5 Logan Myers	213	4.8	9.1	9.2			-0.1	13.850
6 Evan Manivong	205	5.2	9.0	9.2				14.300

Vault Score: **69.450** Running Score: **270.150**

Vault Score: **69.450** Running Score: **269.900**

P. Bar	D	1	2	3	4	5	nd	AVE
1 James Friedman	105	4.3	7.4	7.1				11.550
2 Peyton Hobson	107	4.5	7.9	7.5				12.200
3 Bennet Huang	108	4.9	8.3	8.0				13.050
4 Carter Tope	114	4.9	9.0	8.8				13.800
5 Stewart Brown	102	4.9	8.9	8.9				13.800
6 Evan Davis	104	5.3	8.2	7.9				13.350

P. Bar	D	1	2	3	4	5	nd	AVE
1 Logan Myers	213	4.8	6.0	5.5				10.550
2 Tommy Mistretta	210	4.6	8.4	8.1				12.850
3 Danny Graham	215	5.1	7.9	7.9				13.000
4 Jordan Kovach	207	4.8	8.6	8.4				13.300
5 Hamish Carter	208	5.3	8.3	8.4				13.650
6 Michael Fletcher	203	5.2	8.4	8.1				13.450

P. Bar Score: **66.200** Running Score: **336.350**

P. Bar Score: **66.250** Running Score: **336.150**

H. Bar	D	1	2	3	4	5	nd	AVE
1 Bennet Huang	108	4.3	8.7	8.6				12.950
2 Stewart Brown	102	4.4	8.5	8.3				12.800
3 Alexander Walther	115	4.8	8.2	8.4				13.100
4 Noah Scigliano	110	4.4	8.6	8.6				13.000
5 Evan Davis	104	4.7	8.7	8.9				13.500
6 Carter Tope	114	4.0	9.0	9.2				13.100

H. Bar	D	1	2	3	4	5	nd	AVE
1 Evan Manivong	205	4.7	8.2	8.2				12.900
2 Jordan Kovach	207	4.3	8.6	8.4				12.800
3 Logan Myers	213	4.3	8.3	8.6				12.750
4 Michael Fletcher	203	4.1	8.7	8.5				12.700
5 Hamish Carter	208	5.1	8.2	8.0				13.200
6 Dylan Kolak	202	3.7	8.6	8.9				12.450

H. Bar Score: **65.650** Running Score: **402.000**

H. Bar Score: **64.350** Running Score: **400.500**

Final Team Score: **402.000**

Final Team Score: **400.500**

All-Arounders

	Tope	Huang	Davis	Brown
FX	13.000	14.000	14.100	13.500
PH	13.100	13.700	13.400	10.950
SR	11.600	13.300	13.400	12.950
VT	13.100	13.750	13.950	13.400
PB	13.800	13.050	13.350	13.800
HB	13.100	12.950	13.500	12.800
AA	77.700	80.750	81.700	77.400

All-Arounders

	Myers	Fletcher
FX	11.500	13.600
PH	8.550	13.000
SR	12.950	13.000
VT	13.850	13.250
PB	10.550	13.450
HB	12.750	12.700
AA	70.150	79.000

Judge's Signatures * FX Dan Bachman * PH Lance Albin * SR Dan Bachman * VT Lance Albin * PB Eric Smith * HB Dan Bachman

* Head Judge

Coach's Signature John Boyle

Coach's Signature John Boyle

Iowa Vs. Illinois (MEN)

Event Results - Floor

Feb 13, 2021

Page: 1
Printed: 2/13/2021 7:05 PM

Men / C
Session: 1



Rank	Num	Name	Gym	D	Exec	ND	Score	Out
1	206	Connor McCool	ILLINI	5.900	8.350	-.-	14.250	0.000
2	104	Evan Davis	IOWA	5.400	8.700	-.-	14.100	0.150
3	108	Bennet Huang	IOWA	5.600	8.400	-.-	14.000	0.250
4	105	James Friedman	IOWA	5.300	8.500	-.-	13.800	0.450
5	205	Evan Manivong	ILLINI	5.500	8.150	-.-	13.650	0.600
6	203	Michael Fletcher	ILLINI	4.900	8.800	-0.1	13.600	0.650
7	102	Stewart Brown	IOWA	5.200	8.300	-.-	13.500	0.750
8	212	Ian Skirkey	ILLINI	5.200	8.200	-0.1	13.300	0.950
9	202	Dylan Kolak	ILLINI	5.300	7.850	-0.1	13.050	1.200
10	114	Carter Tope	IOWA	5.000	8.000	-.-	13.000	1.250
11	112	Kulani Taylor	IOWA	5.300	7.300	-.-	12.600	1.650
12	201	Max Diab	ILLINI	5.300	7.050	-.-	12.350	1.900
13	213	Logan Myers	ILLINI	4.700	6.800	-.-	11.500	2.750

Iowa Vs. Illinois (MEN)

Event Results - Pommel

Feb 13, 2021

Page: 1
Printed: 2/13/2021 6:56 PM

Men / C
Session: 1



Rank	Num	Name	Gym	D	Exec	ND	Score	Out
1T	108	Bennet Huang	IOWA	5.300	8.400	-.-	13.700	0.000
1T	212	Ian Skirkey	ILLINI	5.600	8.100	-.-	13.700	0.000
3	104	Evan Davis	IOWA	5.300	8.100	-.-	13.400	0.300
4	105	James Friedman	IOWA	4.700	8.500	-.-	13.200	0.500
5T	106	Drew Helberg	IOWA	4.600	8.500	-.-	13.100	0.600
5T	204	Tyler Schmidt	ILLINI	4.700	8.400	-.-	13.100	0.600
7	210	Tommy Mistretta	ILLINI	5.100	7.950	-.-	13.050	0.650
8T	203	Michael Fletcher	ILLINI	4.700	8.300	-.-	13.000	0.700
8T	114	Carter Tope	IOWA	5.300	7.700	-.-	13.000	0.700
10	208	Hamish Carter	ILLINI	5.000	7.650	-.-	12.650	1.050
11	111	Amari Sewell	IOWA	4.500	7.650	-.-	12.150	1.550
12	102	Stewart Brown	IOWA	3.300	8.050	-.-	11.350	2.350
13	211	Sebastian Ingersol	ILLINI	4.200	6.350	-.-	10.550	3.150
14	213	Logan Myers	ILLINI	3.700	4.850	-.-	8.550	5.150

Iowa Vs. Illinois (MEN)

Event Results - Vault

Feb 13, 2021

Page: 1
Printed: 2/13/2021 8:10 PM

Men / C
Session: 1



Rank	Num	Name	Gym	D	Exec	ND	Score	Out
1	111	Amari Sewell	IOWA	5.200	9.300	._.	14.500	0.000
2	205	Evan Manivong	ILLINI	5.200	9.100	._.	14.300	0.200
3	202	Dylan Kolak	ILLINI	4.800	9.350	._.	14.150	0.350
4T	104	Evan Davis	IOWA	4.800	9.250	-0.1	13.950	0.550
4T	112	Kulani Taylor	IOWA	4.900	9.050	._.	13.950	0.550
6*	213	Logan Myers	ILLINI	4.800	9.150	-0.1	13.850	0.650
6*	105	James Friedman	IOWA	4.800	9.150	-0.1	13.850	0.650
8	108	Bennet Huang	IOWA	4.800	8.950	._.	13.750	0.750
9	206	Connor McCool	ILLINI	4.800	8.900	-0.1	13.600	0.900
10	201	Max Diab	ILLINI	5.200	8.350	._.	13.550	0.950
11	102	Stewart Brown	IOWA	5.200	8.200	._.	13.400	1.100
12	203	Michael Fletcher	ILLINI	5.200	8.150	-0.1	13.250	1.250
13	114	Carter Tope	IOWA	5.200	8.200	-0.3	13.100	1.400
14	212	Ian Skirkey	ILLINI	4.800	8.250	-0.3	12.750	1.750

Iowa Vs. Illinois (MEN)

Event Results - Rings

Feb 13, 2021

Page: 1
Printed: 2/13/2021 8:10 PM

Men / C
Session: 1



Rank	Num	Name	Gym	D	Exec	ND	Score	Out
1	215	Danny Graham	ILLINI	5.400	8.700	-.-	14.100	0.000
2	107	Peyton Hobson	IOWA	5.100	8.500	-.-	13.600	0.500
3	214	Joel Diaz	ILLINI	4.800	8.750	-.-	13.550	0.550
4	207	Jordan Kovach	ILLINI	4.800	8.700	-.-	13.500	0.600
5	104	Evan Davis	IOWA	4.800	8.600	-.-	13.400	0.700
6	108	Bennet Huang	IOWA	5.000	8.300	-.-	13.300	0.800
7	203	Michael Fletcher	ILLINI	4.800	8.200	-.-	13.000	1.100
8T	102	Stewart Brown	IOWA	4.200	8.750	-.-	12.950	1.150
8T	213	Logan Myers	ILLINI	4.600	8.350	-.-	12.950	1.150
10	208	Hamish Carter	ILLINI	4.500	8.300	-.-	12.800	1.300
11	105	James Friedman	IOWA	4.400	8.150	-.-	12.550	1.550
12	101	Reuven Anderson	IOWA	5.000	6.950	-.-	11.950	2.150
13	114	Carter Tope	IOWA	4.700	6.900	-.-	11.600	2.500

Iowa Vs. Illinois (MEN)

Event Results - P Bars

Feb 13, 2021

Page: 1
Printed: 2/13/2021 8:32 PM

Men / C
Session: 1



Rank	Num	Name	Gym	D	Exec	ND	Score	Out
1*	114	Carter Tope	IOWA	4.900	8.900	.-.	13.800	0.000
1*	102	Stewart Brown	IOWA	4.900	8.900	.-.	13.800	0.000
3	208	Hamish Carter	ILLINI	5.300	8.350	.-.	13.650	0.150
4	203	Michael Fletcher	ILLINI	5.200	8.250	.-.	13.450	0.350
5	104	Evan Davis	IOWA	5.300	8.050	.-.	13.350	0.450
6	207	Jordan Kovach	ILLINI	4.800	8.500	.-.	13.300	0.500
7	108	Bennet Huang	IOWA	4.900	8.150	.-.	13.050	0.750
8	215	Danny Graham	ILLINI	5.100	7.900	.-.	13.000	0.800
9	210	Tommy Mistretta	ILLINI	4.600	8.250	.-.	12.850	0.950
10	107	Peyton Hobson	IOWA	4.500	7.700	.-.	12.200	1.600
11	105	James Friedman	IOWA	4.300	7.250	.-.	11.550	2.250
12	213	Logan Myers	ILLINI	4.800	5.750	.-.	10.550	3.250

Iowa Vs. Illinois (MEN)

Event Results - H Bar

Feb 13, 2021

Page: 1
Printed: 2/13/2021 8:30 PM

Men / C
Session: 1



Rank	Num	Name	Gym	D	Exec	ND	Score	Out
1	104	Evan Davis	IOWA	4.700	8.800	-.-	13.500	0.000
2	208	Hamish Carter	ILLINI	5.100	8.100	-.-	13.200	0.300
3T	114	Carter Tope	IOWA	4.000	9.100	-.-	13.100	0.400
3T	115	Alexander Walther	IOWA	4.800	8.300	-.-	13.100	0.400
5	110	Noah Scigliano	IOWA	4.400	8.600	-.-	13.000	0.500
6	108	Bennet Huang	IOWA	4.300	8.650	-.-	12.950	0.550
7	205	Evan Manivong	ILLINI	4.700	8.200	-.-	12.900	0.600
8T	207	Jordan Kovach	ILLINI	4.300	8.500	-.-	12.800	0.700
8T	102	Stewart Brown	IOWA	4.400	8.400	-.-	12.800	0.700
10	213	Logan Myers	ILLINI	4.300	8.450	-.-	12.750	0.750
11	203	Michael Fletcher	ILLINI	4.100	8.600	-.-	12.700	0.800
12	202	Dylan Kolak	ILLINI	3.700	8.750	-.-	12.450	1.050







Iowa Vs. Illinois (MEN)

Event Results - AA

Feb 13, 2021

Page: 1
Printed: 2/13/2021 8:32 PM

Men / C
Session: 1

Rank	Num	Name	Gym							AA
1	104	Evan Davis	IOWA	14.100	13.400	13.400	13.950	13.350	13.500	81.700
2	108	Bennet Huang	IOWA	14.000	13.700	13.300	13.750	13.050	12.950	80.750
3	203	Michael Fletcher	ILLINI	13.600	13.000	13.000	13.250	13.450	12.700	79.000
4	114	Carter Tope	IOWA	13.000	13.100	11.600	13.100	13.800	13.100	77.700
5	102	Stewart Brown	IOWA	13.500	10.950	12.950	13.400	13.800	12.800	77.400
6	213	Logan Myers	ILLINI	11.500	8.550	12.950	13.850	10.550	12.750	70.150







Iowa Vs. Illinois (MEN)

Team Results

Feb 13, 2021

Page: 1
Printed: 2/13/2021 8:34 PM

Men / C
Session: 1

Rank	Gym	Team	Score						
1	IOWA	IOW	476.150	81.000 1	78.650 1	77.750 2	82.550 1	77.750 1	78.450 1
2	ILLINI	ILL	471.950	80.200 2	76.050 2	79.900 1	82.200 2	76.800 2	76.800 2