



March 26-27, 2021

IOWA Track & Field 2021 Notes



TRACK & FIELD CONTACT: RYAN CLEVINGER | EMAIL: RYAN-CLEVINGER@HAWKEYESPORTS.COM | Phone: 319-335-9411 | hawkeyesports.com

2021 IOWA TRACK & FIELD OUTDOOR SCHEDULE

Date	Meet
Mar. 26-27	at B1G Invite #1 (Bloomington, Ind.)
Apr. 2-3	at B1G Florida Invite (Jacksonville, Fla.)
Apr. 9-10	at B1G Invite #2 (Bloomington, Ind.)
Apr. 16-17	at B1G Invite #3 (Bloomington, Ind.)
Apr. 23-24	at B1G Texas Invite at B1G Preview (Champaign, Ill.)
5/1	at Billy Hayes Invite (Bloomington, Ind.)
5/8	at Wisconsin Twilight (Madison, Wis.)
5/14-16	at B1G Championships (Champaign, Ill.)
5/27-29	at NCAA Regional Championships (College Station, Texas)
6/9-12	at NCAA Championships (Eugene, Ore.)

IOWA COACHING STAFF

- Joey Woody**
Director of Track & Field/Cross Country
- Randy Hasenbank**
Associate Head Cross Country Coach
Assistant Track & Field Coach
- Clive Roberts**
Associate Head Coach
- Jason Wakenight**
Assistant Coach, Director of Recruiting
- Eric Werskey**
Assistant Coach/Throws
- Paige Knodle**
Assistant Coach
- Kate Wakenight**
Director of Operations

THIS WEEK

The University of Iowa track and field team travels to Bloomington, Indiana, to compete at the B1G Invite #1 on Friday and Saturday at the Robert C. Haugh Track & Field Complex. Competition begins Friday at 5:30 p.m. (C.T) with the women's pole vault. Competition will begin Saturday at 10 a.m. (C.T) with the women's hammer throw.

FOLLOW THE HAWKEYES

Fans can follow live results at view the complete schedule of events with meet entries at hawkeyesports.com/tracklive. Results throughout the meet will also be posted on the team's official twitter account @iowaxc_tf.

SUPER SENIORS RETURN TO THE SCENE

The men's Big Ten champions and a women's team that placed third at the 2021 conference indoor meet will be even stronger when the 2021 outdoor season begins this week.

The Hawkeyes return 17 seniors who were unable to finish their outdoor eligibility last spring. The group includes one national champion, 15 All-America performances, four school-record holders, and 31 Big Ten Championship medals.

The women's group includes Tia Saunders, Laulauga Tausaga, Jenny Kimbro, Courtney Strohmman, Karina Joyner, Erin Dowd, Allison Wahrman, and Serena Brown.

The men's group includes Will Daniels, Tysen VanDraska, DeJuan Frye, Ray Clarke, Austin Lietz, Dan Soto, Nathan Mylenek, Jaylan McConico, and Antonio Woodard.

RETURNING "SUPER SENIOR" ALL AMERICANS

DeJuan Frye: outdoor and indoor 4x400 relay, 2018, second team, ninth

DeJuan Frye: outdoor 4x400 relay, 2017, first team, third

DeJuan Frye: indoor 4x400 relay, 2017, first team, fifth

Ray Clark: indoor 4x400 relay, 2020

Nathan Mylenek: outdoor 3000 steeplechase, 2019, second-team, ninth

Jaylan McConico: outdoor 110 hurdles, 2019, second-team, 11th

Jaylan McConico: indoor 60 hurdles, 2019, second-team, 12th

Antonio Woodard: outdoor 4x400 relay, 2019, first-team, fourth

Antonio Woodard: outdoor 4x400 relay, 2018, second-team, ninth

Laulauga Tausaga: outdoor discus, 2019, first-team, champion

Laulauga Tausaga: indoors weight throw, 2019, first-team, fifth

Laulauga Tausaga: outdoors shot put and discus, 2019, first-team, fourth

Laulauga Tausaga: outdoor discus, 2017, first-team, seventh

Jenny Kimbro: pentathlon, 2019, second-team, 15th

WHAT 2: WATCH 4: LAULAUGA TAUSAGA

Laulauga Tausaga holds the school record in the indoor and outdoor shot put, weight throw, hammer throw, and discus (two indoor and three outdoor school records). Tausaga is a five-time All-American and captured the national championship in the discus throw with a mark of 207'6" (63.26m) at the 2019 NCAA Outdoor Championships. Tausaga also won the discus and the hammer throw at the 2019 Big Ten Championships. She set the school record in discus at the 2019 World Championships (209-9, 63.94m). Tausaga will be competing in the discus and the shot put this weekend.

WHAT 2: WATCH 4: WILL DANIELS

Will Daniels last competed for the Hawkeyes at the 2020 Big Ten Indoor Championships where he finished second in the heptathlon with 5,689 points. Daniels score was a school record at the time but has since been passed by fellow teammate Peyton Haack. Daniels was a national champion heptathlete for Central College in 2018. He did not compete outdoors in 2019 or 2020. This weekend is Daniel's first outdoor competition for the Hawks. He is expected to compete in the long jump and the 4x400 meter relay.



WHAT 2: WATCH 4: JENNY KIMBRO

Jenny Kimbro opens her senior season as the school record holder in the pentathlon and heptathlon. In her last heptathlon, Kimbro finished 23rd at the 2019 NCAA Outdoor Championships. Kimbro was named second-team All-America in 2019 with a 15th place finish in the pentathlon. Kimbro is competing in the 100 hurdles, 400 hurdles and the 4x400 meter relay this weekend.

WHAT 2: WATCH 4: JAYLAN MCCONICO

Jaylan McConico opens his senior season tied for third all-time in the 110-meter hurdles with Dion Trowers in 13.62. In his last outdoor competition, McConico placed 11th at the 2019 NCAA Outdoor Championships in 13.69, earning second-team All-America honors. He was also Big Ten runner-up in the 110-meter hurdles at the 2019 outdoor conference championships. McConico is a two-time Big Ten champion in the indoor 60-meter hurdles. This weekend he is expected to compete in the 4x100 meter relay, 110 hurdles and the 4x400 meter relay.

WHAT 2: WATCH 4: NATHAN MYLENEK

Nathan Mylenek broke the 63-year-old school record in the 3,000-meter steeplechase, placing second in 8:38.53 at Mt. SAC Relays in 2019. He earned All-America honors that same year, placing ninth in 3,000-meter steeplechase at 2019 NCAA Championships (8:49.40). He placed second in 1,500 meters with a team-leading and collegiate-best 3:44.49 at 2019 Drake Relays, a time ranks fourth all-time at Iowa. Mylenek is expected to compete in the 1,500 meters and the 800 meters this weekend.

WHAT 2: WATCH 4: MARISSA MUELLER

Marissa Mueller finished 35th in the javelin throw with a mark of 42.80 meters at the NCAA West Regional Championships in 2019. Mueller threw a career best of 47.02 meters at the 2019 Big Ten Outdoor Championships to finish seventh. This mark currently ranks third all-time in program history. Mueller will be competing in the javelin throw this weekend.

WHAT 2: WATCH 4: ANTONIO WOODARD

Antonio Woodard returns to the track as a three-time 2019 All-American. He ran the second leg on the school record-setting 1,600-meter relay (3:00.14) that placed fourth, and the second leg on 400-meter relay that placed 10th (39.17) at 2019 NCAA Outdoor Championships. The 400-meter relay time ranks second all-time at Iowa. He placed 18th in 200 meters at 2019 NCAA Championships (20.68), earning honorable mention All-America honors. Woodard is expected to compete in the 100 meters and the 400- and 1,600-meter relay this weekend.

REIGNING BIG TEN OUTDOOR CHAMPIONS

The Iowa men's track and field team won the 2019 Big Ten Outdoor Track & Field Championships on its home track in Iowa City, Iowa. The Hawkeyes claimed their fourth program title, and as defending Big Ten Outdoor champions (2019) and the reigning 2019 indoor champions, are among the favorites to win it again.

The last Big Ten men's team to win consecutive outdoor championships was Minnesota in 2009-10.

2021 BIG TEN INDOOR CHAMPIONSHIPS WRAP UP

The Hawkeye men won the 2021 Big Ten Indoor Championships with a school record 119 points. It was Iowa's first outright Big Ten Indoor Championship since 1929. The men won two gold medals, including James Carter in the long jump and Peyton Haack in the heptathlon. The women placed third with a total of 75 points, matching the highest finish in program history. Paige Magee won gold in the 60-meter hurdles.

2021 INDOOR SEASON LEADERS

MEN


60 Meters	Austin Kresley	6.72
60-Meter Hurdles	Jamal Britt	* 7.52
200 Meters	Wayne Lawrence, Jr.	20.89
400 Meters	Wayne Lawrence, Jr.	* 45.40
600 Meters	Julien Gillum	1:17.13
800 Meters	Alec Still	1:49.72
1,000 Meters	Austin West.....	2:30.05
Mile	Kal Lewis	4:04.21
3,000 Meters	Max Murphy	7:59.30
5,000 Meters	Noah Healy	14:12.47
1,600-Meter Relay.....	Gillum, Gudel, Lawrence, Jr., Olson.....	3:08.25
Dist. Medley Relay.....	Lewis, Woody, Still, Murphy.....	9:42.16
High Jump.....	Zack Pluff	6-8 3/4 (2.05m)
Pole Vault	Peyton Haack	15-7 (4.75m)
Long Jump	James Carter	25-1 1/4 (7.65m)
Triple Jump	James Carter	50-6 1/4 (15.40m)
Shot Put.....	Elijah Barnes	60-8 (18.49m)
Weight Throw.....	Tyler Lienau.....	68-9 (20.95m)
Heptathlon	Peyton Haack	*5,749 points

WOMEN

60 Meters	Antonise Christian.....	7.55
60-Meter Hurdles	Paige Magee	8.26
200 Meters	LaSarah Hargrove.....	24.27
400 Meters	Nylah Perry	54.43
600 Meters	Mallory King.....	1:29.47
800 Meters	Mallory King.....	2:05.34
1,000 Meters	Clare Pitcher	2:57.46
Mile	Emma Gordon.....	4:54.09
3,000 Meters	Kelli Tosic.....	9:47.84
5,000 Meters	Kelli Tosic.....	17:09.13
1,600-Meter Relay.....	King, Christian, Perry, Roberts	3:37.92
Dist. Medley Relay.....	Akason, Bruxvoort, Moore, Tosic.....	11:42.14
High Jump.....	Dallyssa Huggins	5-8 3/4 (1.73m)
Long Jump	Tionna Tobias	19-4 (5.89m)
Triple Jump	Eavion Richardson.....	41-3 1/4 (12.58m)
Shot Put.....	Nia Britt.....	53-9 3/4 (16.40m)
Weight Throw.....	Amanda Howe	63-2 (19.25m)
Pentathlon.....	Dallyssa Huggins	3,881 points

* -- school record


OUTDOOR ALL-TIME TOP 10 PERFORMERS



Jeremy Allen




Justin Austin



Matt Byers



Troy Doris



William Dougherty



Mar'Yea Harris



Jeffery Herron

100 Meters

- Justin Austin, 2011 10.21
- O'Shea Wilson, 2017 10.22
- George Page, 1996 10.25
- James Harrington, 2015..... 10.26
- Anthuan Maybank, 1994 10.31
- Tim Dwight, 1997 10.31
- Josh Larney, 2013 10.31
- Vinnie Saucer, Jr., 2015 10.31
- Antonio Woodard, 2018..... 10.34**
- Bob Lawson, 1976 10.36

110-Meter High Hurdles

- Aaron Mallett, 2017..... 13.24
- Pat McGhee, 1989 13.50
- Dion Trowers, 1996..... 13.62
- Jaylan McConico, 2019..... 13.62**
- Ronnie McCoy, 1985 13.66
- Ethan Holmes, 2011 13.73
- Jordan Mullen, 2013..... 13.76
- Chris Douglas, 2018..... 13.76
- Anthony Williams, 2019 13.81
- James Armstrong, 1991 13.89

200 Meters

- Justin Austin, 2011 20.31
- Jeff Patrick, 1983 20.47
- James Harrington, 2015..... 20.50
- Karayme Bartley, 2019..... 20.51
- Anthuan Maybank, 1994 20.55
- Victor Green, 1984 20.60
- Antonio Woodard, 2018..... 20.61**
- Andre Morris, 1995 20.64
- George Page, 1996 20.67
- Collin Hofacker, 2017 20.71

400 Meters

- Mar'yea Harris, 2018 44.94
- Anthuan Maybank, 1993 44.99
- Andre Morris, 1995 45.15
- Mike Mondane, 1967 45.20
- Wayne Lawrence, Jr., 2019 45.33**
- Steven Willey, 2010 45.78
- Karayme Bartley, 2019..... 45.80
- DeJuan Frye, 2018 46.17
- Gary Hollingsworth, 1963..... 46.30
- Harold Leonard, 1986..... 46.45

400-Meter Hurdles

- Pat McGhee, 1988 48.83
- Monte Raymond, 1998..... 50.09
- Ray Varner, 2010..... 50.24
- Chris Douglas, 2019 50.32
- Paul Steele, 1989 50.45
- Russell Peterson, 2001 50.50
- Ethan Holmes, 2013 50.51
- Adam Kunkel, 2001..... 50.73
- Jon Reimer, 1967 50.94
- Noah Larrison, 2016 50.94

800 Meters

- Erik Sowinski, 2012..... 1:45.90
- Matt Manternach, 2019 1:46.93
- Carter Lilly, 2016..... 1:46.95
- Bill Frazier, 1962 1:47.64
- D'Juan Stozier, 1990 1:47.82
- Adam Hairston, 2011..... 1:48.10
- Tysen VanDraska, 2019 1:48.52**
- Will Teubel, 2015..... 1:48.60
- Nolan Teubel, 2019..... 1:48.75
- Michael Layne, 1999..... 1:49.61

1,500 Meters

- Jeff Thode, 2010 3:43.02
- Joel Moeller, 1978 3:44.01
- Jim Docherty, 1978..... 3:44.30
- Nathan Mylenek, 2019..... 3:44.49**
- Sam Fourman, 2015 3:44.50
- Michael Melchert, 2018 3:44.59
- Adam Jones, 2017 3:45.48
- Dan Waters, 1986 3:46.35
- Kevin Herd, 1994 3:46.64
- John Clark, 1977 3:46.84

3,000-Meter Steeplechase

- Nathan Mylenek, 2019..... 8:38.53**
- Deacon Jones, 1956..... 8:47.40
- Steve Pershing, 1978 8:54.59
- Andy Morris, 2000..... 8:56.21
- Matt Gerard, 1994 8:57.01
- Andy Napier, 2008 8:57.54
- Rollie Kitt, 1967 9:02.90
- Al Greene, 1985..... 9:02.96
- Tony Rakaric, 2005..... 9:03.29
- Mark Battista, 2010 9:04.60

5,000 Meters


- Micah VanDenend, 2007 13:49.31
- Larry Wiczorek, 1968 13:56.00
- Kevin Herd, 1993 13:59.00
- Stetson Steele, 2000..... 14:02.76
- Kevin Lewis, 2014 14:02.78
- Eric MacTaggart, 2005 14:04.79
- Dan Haut, 2006..... 14:07.30
- Jesse Luciano, 2010 14:08.71
- Nathan Mylenek, 2018..... 14:09.43**
- Adam Jones, 2017 14:11.52




Gabe Hull



Aaron Mallett



Anthuan Maybank




Pat McGhee


OUTDOOR ALL-TIME TOP 10 PERFORMERS



Nathan Mylenek



Erik Sowinski



Stetson Steele



Jeff Thode



Micah VanDenend



Todd Wigginton



Arno
van der Westhuizen

10,000 Meters

1. Stetson Steele, 2000..... 28:44.47
2. Eric MacTaggart, 2006..... 28:50.23
3. Kevin Lewis, 2015..... 28:59.62
4. **Daniel Soto, 2019.....29:31.88**
5. Nick Nordheim, 2002..... 29:44.71
6. Trent Corey, 2002..... 29:45.25
7. Ian Eklin, 2017..... 29:47.06
8. Chad Schwitters, 1999..... 29:56.00
9. Luke Sampson, 2018..... 29:58.47
10. Nick Holmes, 2010..... 30:02.31

Decathlon

1. William Dougherty, 2018..... 7,673 pts
2. Kyle Reid, 2013..... 7,203 pts
3. **Peyton Haack, 2019..... 7,129 pts**
4. Jack Eckert, 2015..... 7,087 pts
5. Dan Rolling, 2010..... 6,957 pts
6. Scott Faber, 2000..... 6,839 pts
7. Ryan Niver, 2008..... 6,837 pts
8. Chad Ohly, 1994..... 6,641 pts
9. Gary Kostrubala, 1984..... 6,498 pts
10. Frank Prill, 2008..... 6,381 pts

High Jump

1. Jeffery Herron, 2012..... 7-4 1/4 (2.24)
2. Bill Hansen, 1978..... 7-4 (2.23)
- Bill Knoedel, 1975..... 7-4 (2.23)
4. Kevin Spejcher, 2014..... 7-2 1/2 (2.20)
5. M. Cunningham, 1986..... 7-1 (2.16)
- Kenneth Lansing, 1988..... 7-1 (2.16)
- Jay Hunt, 2019..... 7-1 (2.16)
8. Pat Meade, 1987..... 7-0 1/4 (2.14)
9. Graham Valdes, 2012..... 6-11 3/4 (2.12)
10. Peter Hlavin, 1979..... 6-11 (2.11)
- Scott Hudek, 1993..... 6-11 (2.11)
- Jeremy Petsche, 2008..... 6-11 (2.11)
- Brandon Oest, 2012..... 6-11 (2.11)

Pole Vault

1. Todd Wigginton, 1984..... 17-0 (5.18)
2. Chad Ohly, 1994..... 16-8 3/4 (5.10)
- Kyle Reid, 2013..... 16-8 3/4 (5.10)
4. Curt Broek, 1978..... 16-8 (5.08)
5. Andy Jatis, 2018..... 16-7 1/2 (5.07)
6. Phil Wertman, 1971..... 16-7 (5.05)
- Kelly Scott, 1988..... 16-7 (5.05)
8. **Peyton Haack, 2019..... 16-4 3/4 (5.00)**
9. John Teffer, 1972..... 16-2 (4.93)
10. Alex Zona, 2009..... 16-0 3/4 (4.90)

Long Jump

1. Anthuan Maybank, 1993..... 27-1 (8.25)
2. Bashir Yamini, 1997..... 26-8 1/4 (8.13)
3. Paul Jones, 1989..... 25-10 1/4 (7.88)
4. Darren Smith, 1991..... 25-9 3/4 (7.86)
5. Quinn Early, 1986..... 25-7 1/4 (7.80)
6. O'Shea Wilson, 2017..... 25-5 1/4 (7.75)
7. Ed Gordon, 1931..... 25-4 3/8 (7.68)
8. Matty Gorman, 2006..... 25-1 1/4 (7.65)
9. Ronnie McCoy, 1985..... 25-0 (7.62)
10. Antwon James, 2017..... 24-11 (7.59)

Triple Jump

1. Troy Doris, 2012..... 54-8 (16.66)
2. Babatunde Amosu, 2015..... 53-10 (16.15)
3. Paul Jones, 1990..... 53-9 (16.38)
4. Antwon James, 2017..... 52-4 1/2 (15.96)
5. Klyvens Delaunay, 2013... 52-2 1/2 (15.91)
6. Gordon Finch, 1988..... 50-9 1/4 (15.47)
7. Mike Lacy, 1984..... 50-5 (15.36)
8. **James Carter, 2019..... 50-1 3/4 (15.28)**
9. Pat Miller, 1985..... 49-8 1/2 (15.25)
10. Matty Gorman, 2008..... 49-2 1/2 (15.00)

Shot Put

1. Jeremy Allen, 2001..... 63-2 3/4 (19.27)
2. Reno Tuufuli, 2018..... 62-10 3/4 (19.17)
3. Ken Kemeny, 2005..... 62-3 (18.97)
4. Shane Maier, 2006..... 62-2 1/4 (18.95)
5. Andy Banse, 2005..... 61-11 1/2 (18.88)
6. John Hickey, 2008..... 61-9 1/2 (18.83)
7. Avery Meyers, 2017..... 60-4 (18.39)
8. Chris Gambol, 1987..... 60-0 1/2 (18.30)
9. A.J. Curtis, 2008..... 59-8 1/4 (18.19)
10. Gabe Hull, 2014..... 59-4 1/4 (18.09)

Discus

1. Gabe Hull, 2014..... 207-1 (63.11)
2. Reno Tuufuli, 2019..... 205-2 (62.54)
3. A.J. Curtis, 2007..... 202-11 (61.84)
4. Gary Kostrubala, 1986..... 202-4 (61.68)
5. Jeremy Allen, 2001..... 195-4 (59.54)
6. Tim Brodersen, 2005..... 193-6 (58.98)
7. Avery Meyers, 2017..... 185-8 (56.61m)
8. Brad Daufeldt, 2004..... 185-0 (56.40)
9. Nick Brayton, 2009..... 180-11 (55.15)
10. Andy Banse, 2005..... 180-0 (54.86)

Hammer

1. A. van der Westhuizen, 2001 222-11 (67.94)
2. Adam Hamilton, 2007..... 222-2 (67.73)
3. Jim Costello, 2002..... 217-7 (66.32)
4. Brad Daufeldt, 2004..... 207-10 (63.34)
5. Chris Voller, 2005..... 206-0 (62.80)
6. Matt Banse, 2012..... 201-11 (61.55)
7. Jeremy Allen, 2001..... 199-0 (60.66)
8. Ben Stancombe, 2011..... 197-6 (60.20)
9. Ryan Jordan, 2007..... 184-6 (56.23)
- Mark Shapveld, 2009..... 184-6 (56.23)

Javelin

1. Matt Byers, 2011..... 245-8 (74.89)
2. Bill Neumann, 2002..... 244-8 (74.58)
3. Dan Ralph, 2000..... 227-10 (69.44)
4. Sam Joens, 2015..... 211-5 3/4 (64.45)
5. Zach Schimp, 2010..... 211-0 (64.32)
6. Alex Balke, 2016..... 205-11 (62.77)
7. Kale Katt, 2007..... 204-0 (62.17)
8. Joel Storm, 2004..... 203-5 (62.01)
9. Matt Stank, 2001..... 199-0 (60.66)
10. Jack Eckert, 2015..... 188-9 (57.53)

MEN'S ALL-TIME TOP 10 RELAYS

400-Meter Relay

1. Brissett, Wilson, Thompson, Mallett, 201739.12
2. Hofacker, **Woodard, Lawrence Jr.**, Bartley, 201939.17
3. Mincy, Wilson, Harrington, Brown, 201439.19
4. Mincy, Austin, E. Holmes, Larney, 201339.31
5. Saucer, Jr., Brissett, Harrington, Mallett, 201639.44
6. Brissett, Wilson, **Woodard**, Mallett, 201739.46
7. Beecham, Duckett, Greer, R. Smith, 198439.48
8. Mallett, Wilson, Ogwo, Harris, 201739.49
9. **Woodard**, Wilson, Hofacker, Harris, 201839.51
10. Brissett, Harris, Harrington, Mallett, 201639.53

Shuttle Hurdle Relay

1. McGhee, Armstrong, Falls, Stelle, 198957.80
2. Wigginton, Jones, Lacey, McCoy, 198559.77
3. Williams, **Haack, Braverman, McConico, 2019** **1:01.14**
4. 19751:05.20

800-Meter Relay

1. James, Mallett, Harris, B. Thompson, 20171:23.02
2. B. Thompson, Brissett, Harrington, Ganschow, 20161:23.36
3. B. Thompson, Ganschow, **Frye, Hofacker**, 20171:23.73
4. Richardson, Sayon, Richards, Chaney, Jr., 20091:24.85
5. Harrington, VanCleave, Wilson, Mallett, 20141:24.86
6. Austin, Brown, Larney, VanCleave, 20131:25.60
7. Wilson, Sorrells, Douglas, Williams, 20181:25.87
8. Barclay, McCalister, Jensen, Elliott, 19791:26.39
9. Sorrells, **Braverman, Douglas, Haack**, 20191:28.29
10. Thomas, Balkrishnan, Patterson, Freidrich 19911:28.38

1,600-Meter Relay

1. **Lawrence Jr., Woodard**, Bartley, Harris, 20193:00.14
2. **Frye**, Harris, Hofacker, Ogwo, 20173:01.91
3. **Frye**, Ogwo, Hofacker, Harris, 20173:02.57
4. **Lawrence Jr., Woodard**, Hofacker, Harris, 20193:03.10
5. Morris, Davis, Page, Rozell, 19953:03.11
6. Branch, Dwight, Dodge, Yamini, 19993:03.29
7. **Frye, Woodard**, Hofacker, Harris, 20183:03.69
8. Ogwo, Harris, **Hofacker, Lilly**, 20173:03.78
9. Ferree, Frazier, Mondane, Reimer, 19673:04.10
10. Hofacker, **Woodard, Frye**, Harris, 20183:04.38

Sprint Medley Relay

1. McCorkle, Jones, Chung, Strozier, 19903:15.64
2. Sayon, Austin, Willey, Sowinski, 20113:16.18
3. Richards, Larney, Davey, Sowinski, 20123:17.25
4. Richardson, Richards, Willey, Sowinski, 20103:17.74
5. Hofacker, **Woodard**, Harris, **VanDraska**, 20183:18.11
6. Saucer, Jr., Brissett, Harris, Lilly, 20163:18.53
7. Hofacker, **Woodard**, Harris, Lilly, 20173:18.73
8. Armstrong, Thomas, Maybank, Strozier, 19913:18.93
9. Yamini, Davis, Dodge, Donovan, 19993:19.87
10. Richards, Chaney, Jr., Barton, Hairston, 20093:20.05

3,200-Meter Relay

1. Schum, Christensen, Steffen, Criswell, 19717:18.60
2. **VanDraska, Still**, Teubel, Lilly, 20197:22.50
3. Hairston, Prom, Thode, Sowinski, 20117:23.77
4. Manternach, **VanDraska**, W. Teubel, Lilly, 20177:24.77
5. Melchert, Manternach, N. Teubel, Lilly, 20187:28.37
6. Corrigan, Blackman, Strozier, Chambers, 19897:29.00
7. Melchert, Dorman, Lilly, Larrison, 20167:30.32
8. N. Teubel, Manternach, Chaidez, W. Teubel, 20177:30.74
9. Lilly, Dorman, W. Teubel, Davey, 20157:31.48
10. Willey, Braff, Sowinski, Hairston, 20097:33.08

Distance Medley Relay

1. Pershing, Moeller, Slack, Docherty, 19789:39.94
2. Kuczwarra, Barton, Hairston, Thode, 20119:41.37
3. N. Holmes, VanCleave, Sowinski, Thode, 20129:41.59
4. Young, Barton, Kuczwarra, Luciano, 20109:42.97
5. **Mylenek**, Thompson, Manternach, Melchert, 20189:50.70
6. **VanDraska, Lawrence Jr.**, Teubel, **Mylenek**, 20199:53.14
7. Prom, Davey, Weir, Witt, 20139:53.83
8. Theisen, Williams, Wiesa, Waters, 19859:54.04
9. Wilfong, Slaymaker, W. Teubel, Witt, 20139:54.05
10. Luciano, Pierre, Hairston, VanDenend, 20079:54.07

6,400-Meter Relay

1. Pershing, Fuller, Moeller, Docherty, 197816:27.70
2. Rakaric, Webster, MacTaggart, VanDenend, 200616:55.43
3. Lewis, Witt, Hart, Fourman, 201516:58.44
4. Price, Eklin, Gardarsson, Docherty, 201617:00.30
5. Paul, Kadlec, Thode, Luciano, 201017:01.46
6. Witt, Lewis, Hart, Butler, 201417:01.65
7. N. Holmes, Witt, Thode, Lewis, 201217:02.26
8. Thomas, Allen, Rakaric, Lloyd, 200317:06.27
9. Pittman, Novotny, Feeldy, Marquardt, 199517:12.49
10. Bakker, Feeldy, Peters, Pittman, 199617:13.10

OUTDOOR ALL-TIME TOP 10 PERFORMERS



Meghan Armstrong

Marta Bote
Gonzalez

Brittany Brown

Nan Doak

Briana Guillory

Aisha James

Tiffany Johnson

100 Meters


1. Brittany Brown, 2018..... 11.28
2. Briana Guillory, 2016 **11.35**
3. Lake Kwaza, 2015 11.40
4. Vivien McKenzie, 1985 11.45
5. Davera Taylor, 1984 11.51
6. Erica Broomfield, 1998..... 11.53
7. Jiselle Providence, 2001 11.57
8. Tanja Reid, 1994..... 11.60
Peaches Roach, 2005 11.60
10. Yolanda Hobbs, 1995 11.62

100-Meter Hurdles

1. Tiffany Johnson, 2007 13.20
2. **Jenny Kimbro, 2018 13.22**
3. Jahisha Thomas, 2017 13.46
4. Tria Simmons, 2019 13.49
5. Karessa Farley, 2009..... 13.53
6. C. Prendergast, 1999..... 13.60
Paula Ruen, 2000..... 13.60
8. Sarah Steffen, 2002 13.65
9. Ruqayya Raheem, 1998..... 13.90
10. Heaven Chandler, 2016 13.91

200 Meters

1. Brittany Brown, 2017 22.30
2. Briana Guillory, 2016..... 22.89
3. Elexis Guster, 2016 23.03
4. Lake Kwaza, 2016 23.17
5. Shellene Williams, 2004 23.50
6. Kineke Alexander, 2006 23.58
7. Davera Taylor, 1984 23.59
8. Vivien McKenzie, 1985 23.61
9. Yolanda Hobbs, 1995 23.65
10. Alexis Hernandez, 2017 23.69



Jenny Kimbro

400 Meters

1. Briana Guillory, 2018 51.30
2. Kineke Alexander, 2006 51.35
3. Elexis Guster, 2016 51.85
4. Shellene Williams, 2004 51.94
5. Ashley Liverpool, 2012 52.47
6. Ellen Grant, 1996..... 52.65
7. Alexis Hernandez, 2017 53.27
8. Senta Hawkins, 1988 54.01
Bethany Praska, 2011..... 54.01
10. Marlene Poole, 1994 54.03

400-Meter Hurdles

1. Mary Knoblauch, 1981 56.16
2. Wynsome Cole, 1998 56.67
3. MonTayla Holder, 2014..... 56.70
4. **Jenny Kimbro, 2019 58.27**
5. Chris Davenport, 1981 59.18
6. Sommer Sharpe, 2018..... 59.20
7. Sarah Plock, 2018 59.49
8. Hannah Simonson, 2012 59.54
9. Sarah Steffen, 2002 59.59
10. Tiffany Hendricks, 2011..... 59.63

800 Meters

1. Bethany Praska, 2011..... 2:03.78
2. Kay Stormo, 1982 2:05.67
3. Taylor Arco, 2019..... 2:06.06
4. Michelle Lahann, 2004 2:06.79
5. Katharina Trost, 2015 2:07.09
6. Mallory King, 2019 2:07.08
7. Mahnee Watts, 2016..... 2:07.41
8. **Mallory King, 2018.....2:08.45**
9. Aisha Hume, 2005 2:08.50
10. Adrienne Alexia, 2013 2:08.61

1,500 Meters

1. Meghan Armstrong, 2006 4:17.41
2. Betsy Flood, 2010..... 4:17.75
3. Jeanne Kruckeberg 1989 4:19.71
4. McKenzie Melander, 2012 4:20.22
5. Lauren Hardesty, 2009 4:20.40
6. Diane Nukuri, 2007 4:20.95
7. Penny O'Brien, 1985 4:21.43
8. Kay Stormo, 1982 4:22.24
9. Michelle Lahann, 2004 4:24.00
10. Shannon Stanley, 2006..... 4:25.08

3,000 Meters

1. Diane Nukuri, 2008 9:18.82
2. Penny O'Brien, 1985 9:20.61
3. McKenzie Melander, 2012 9:21.59
4. Betsy Flood, 2010..... 9:22.63
5. Nan Doak, 1985..... 9:23.04
6. Tracy Dahl, 1992..... 9:23.53
7. Meghan Armstrong, 2006 9:28.03
8. Brooke Eilers, 2011 9:30.08
9. Jeanne Kruckeberg, 1989 9:30.69
10. Jennifer Brower, 1992 9:34.59

3,000-Meter Steeplechase

1. Marta Bote Gonzalez, 2015..... 10:23.15
2. Danielle Berndt, 2011 10:26.54
3. Jessica Schmidt, 2008..... 10:27.18
4. Sarah Arens, 2004 10:34.50
5. Hannah Roeder, 2011 10:35.22
6. Madison Waymire, 2017 10:41.91
7. Kelsey Hart, 2011 10:47.56
8. Anna Hostetler, 2019..... 10:57.25
9. Kelly Breen, 2017..... 10:59.99
10. Katie Ellis, 2010 11:02.62


5,000 Meters

1. Nan Doak, 1985..... 15:45.84
2. McKenzie Melander, 2012 15:57.13
3. Diane Nukuri, 2008 15:59.39
4. Betsy Flood, 2011..... 16:04.46
5. Meghan Armstrong, 2008 16:08.83
6. Brooke Eilers, 2011 16:11.86
7. Mareike Schrulle, 2013 16:12.66
8. Jenny Spangler, 1983 16:17.21
9. Tracy Dahl, 1992..... 16:18.77
10. Racheal Marchand, 2008..... 16:27.02

OUTDOOR ALL-TIME TOP10 PERFORMERS



Diane Nukuri



Bethany Praska



Alana Redfern



Peaches Roach



Jessie Strand



Laulauga Tausaga



Jahisha Thomas

10,000 Meters

1. Diane Nukuri, 2008 33:17.01
2. Jennifer Brower, 1991 33:23.38
3. Meghan Armstrong, 2008 33:28.00
4. Nan Doak, 1985 33:33.03
5. Jenny Spangler, 1983 33:39.24
6. Andrea Shine, 2018 33:50.25
7. Racheal Marchand, 2008 34:05.87
8. McKenzie Melander, 2012 34:29.83
9. Tracy Dahl, 1992 34:30.09
10. Betsy Flood, 2011 35:05.10

Heptathlon

1. **Jenny Kimbro, 2019 5,679 pts**
2. Tammilee Kerr, 2008 5,633 pts
3. Tria Simmons, 2019 5,557 pts
4. Kathy Gillespie, 1983 5,262 pts
5. Tiff Pedersen, 2004 4,976 pts
6. Janet Adams, 1981 4,855 pts
7. Sarah Ryan, 2012 4,819 pts
8. Ruqayya Raheem, 1997 4,665 pts
9. Angela Chadwick, 1993 4,493 pts
10. **Allison Wahrman, 2017 4,315 pts**

High Jump

1. Peaches Roach, 2006 6-1 1/4 (1.86)
2. **Jenny Kimbro, 2019 6-0 3/4 (1.85)**
3. Mary Mol, 1983 6-0 (1.83)
4. Khanishah Williams, 2013 . 5-11 1/4 (1.81)
5. Caleigh Bacchus, 2010 5-10 (1.78)
6. Lynn McMillan, 1988 5-9 1/4 (1.76)
Aubrianna Lantrip, 2018 5-9 1/4 (1.76)
Tria Simmons, 2019 5-9 1/4 (1.76)
9. Madison Rouw, 2016 5-8 3/4 (1.75)
Tria Simmons, 2018 5-8 3/4 (1.75)

Pole Vault

1. Jessie Strand, 2003 12-10 1/4 (3.92)
2. Sarah Burgett, 2006 12-1 3/4 (3.70)
3. Kirsten Weismantle, 2011 12-0 (3.66)
4. Amy Smith, 2018 11-11 3/4 (3.65)
5. Katie Truedson, 2010 11-5 1/4 (3.49)
6. Gina Shannon, 2001 11-2 1/4 (3.41)
7. Brittany Holst, 2013 11-1 (3.38)
8. Elyssa Tracy, 2015 10-6 (3.20)
9. Kacey Childs, 2000 8-0 1/2 (2.45)

Long Jump

1. Aisha James, 2003 22-3 (6.78)
2. Jahisha Thomas, 2018 21-6 (6.55)
3. Zinnia Miller, 2014 20-6 1/2 (6.26)
4. Renee White, 2008 20-3 3/4 (6.19)
5. Carisa Leacock, 2014 19-11 3/4 (6.09)
6. Amanda Carty, 2019 19-11 1/2 (6.08)
7. Becki Borg, 1988 19-7 1/4 (5.97)
8. **Jenny Kimbro, 2018 19-7 (5.97)**
9. Cassidy Ellis, 2015 19-6 1/4 (5.95)
10. Lisa Moats, 1986 19-6 (5.95)

Triple Jump

1. Jahisha Thomas, 2018 44-2 (13.46)
2. Renee White, 2008 43-10 3/4 (13.36)
3. Zinnia Miller, 2014 42-0 1/2 (12.81)
4. Tiffany Johnson, 2007 41-8 3/4 (12.72)
5. Carisa Leacock, 2012 40-10 1/2 (12.46)
6. Amanda Carty, 2019 40-11 (12.47)
7. Becki Borg, 1988 40-7 1/2 (12.38)
8. Tria Simmons, 2016 40-7 1/2 (12.38)
9. Hannah Schlib, 2017 40-6 (12.34)
10. Lynn McMillan, 1988 39-6 1/2 (12.05)

Shot Put

1. **Laulauga Tausaga, 2019 59-1 1/2 (18.02)**
2. **Nia Britt, 2019 55-7 3/4 (16.96)**
3. Lisa Van Steenwyk, 1992 50-8 (15.44)
4. Gail Smith, 1984 50-3 1/4 (15.32)
5. Denise Taylor, 1992 50-1 3/4 (15.28)
6. **Erika Hammond, 2019 ... 49-9 1/4 (15.17)**
7. Kamesha Marshall, 2005 . 48-6 3/4 (14.80)
8. Laura Kriener, 1990 48-2 1/2 (14.69)
9. Jennifer Gilson, 2002 47-10 (14.58)
10. Rachel Curry, 2013 47-9 1/4 (14.56)

Discus

1. **Laulauga Tausaga, 2019 207-6 (63.26)**
2. K. Spanoudakis, 2019 190-1 (57.95)
3. Majesty Tutson, 2013 181-1 (55.19)
4. Dakotah Goodell, 2014 169-4 (51.62)
5. Tiffany Medenwaldt, 2010 .. 161-3 (49.16)
6. Denise Taylor, 1992 160-5 (48.90)
7. Amanda Stahle, 2014 159-3 (48.54)
8. Lisa Van Steenwyk, 1991 159-1 (48.50)
9. Gail Smith, 1983 158-2 (48.22)
10. Ashlyn Gulvas, 2011 154-11 (47.23)

Javelin

1. Alana Redfern, 2003 181-5 (55.30)
2. Tammilee Kerr, 2008 163-5 (49.81)
3. **Marissa Mueller, 2019 154-3 (47.02)**
4. Mandy Beck, 1999 153-4 (46.74)
5. Dakotah Goodell, 2015 .. 153-3 1/4 (46.71)
6. Terri Soldan, 1983 152-6 1/4 (46.48)
7. Shani Renning, 1990 152-3 (46.40)
8. Kayla Hochhalter, 2015 152-6 (46.48)
9. Clara Simon, 1981 149-9 (45.64)
10. Janet Adams, 1984 148-7 (45.28)

Hammer Throw

1. **Laulauga Tausaga, 2019 201-3 (61.34)**
2. Annemie Smith, 2015 200-1 1/2 (60.99)
Nia Britt, 2019 200-1 (60.99)
4. Jasmine Simpson, 2013 197-7 (60.23)
5. Becca Franklin, 2007 195-0 (59.45)
6. Ashlyn Gulvas, 2014 192-9 (58.75)
7. Leah Colbert, 2018 189-3 (57.69)
8. Kelsey Taylor, 2011 177-0 (53.95)
9. Tiffany Medenwaldt, 2010 171-11 (52.40)
10. Erin O'Hern, 2008 168-9 (51.45)

WOMEN'S ALL-TIME TOP 10 RELAYS

400-Meter Relay

1.	Kwaza, Guster, Guillory, Hernandez, 2016.....	44.04
2.	Chapman, Guillory, Hernandez, Brown, 2017	44.34
3.	Kwaza, Guster, Chapman, Guillory, 2016.....	44.41
4.	Thomas, Avant, Guillory, Brown, 2018	44.44
5.	Kwaza, Guster, Hernandez, Brown, 2014.....	44.51
6.	Thomas, Guillory, Hernandez, Brown, 2017	44.53
7.	Kwaza, Guster, Holder, Brown, 2014	44.62
8.	Poole, Reid, Floyd, Hobbs, 1994.....	44.63
9.	Charles, Williams, Providence, James, 2003	44.71
	Brown, Kwaza, Ellis, Holder, 2015.....	44.71

Shuttle Hurdle Relay

1.	Prendergast, Cole, Raheem, Ruen, 1998.....	56.44
2.	Cole, Prendergast, Raheen, Ruen, 1998	56.54
3.	Raheen, Prendergast, Cole, Ruen, 1998	57.53

800-Meter Relay

1.	Chapman, Guillory, Hernandez, Brown, 2017	1:35.36
2.	Hobbs, Reid, Floyd, Poole, 1994.....	1:35.69
3.	Roach, McCalla, Alexander, Johnson, 2006	1:36.19
4.	Chapman, Roberts-Lewis, Champe, Brown, 2016	1:36.98
5.	Williams, Charles, Fouchè, Providence, 2003.....	1:37.49
6.	Herrmann, McCalla, Raymond, Roach, 2004.....	1:37.66
7.	Charles, Dixon, Knight, Prendergast, 2002	1:38.15
8.	Christian , Buss, Swanson, Morken, 2019	1:38.52
9.	Prendergast, Dixon, Knight, Providence, 2001	1:38.73
10.	Trusty, Hendricks, Graham, Erickson, 2009	1:38.79

1,600-Meter Relay

1.	Hernandez, Guillory, Holder, Guster, 2016	3:30.97
2.	Guillory, Brown, Hernandez, Champe, 2017	3:32.37
3.	Guster, Hernandez, Holder, Kwaza, 2014	3:34.83
4.	Praska, Hendricks, Liverpool, Erickson, 2011	3:35.93
5.	Champe, Guillory, Plock, Sharpe, 2018	3:35.94
6.	Guster, Watts, Hernandez, Kwaza, 2014.....	3:36.09
7.	Hume, Charles, Steffen, Williams, 2003	3:36.26
8.	Kimbrow, Weum , Simmons, Wensel , 2019	3:36.32
9.	Simsonson, Liverpool, Erickson, Sack, 2012	3:37.57
10.	Guster, Watts, Holder, Kwaza, 2014.....	3:37.73

Sprint Medley Relay

1.	Jones, Hendricks, Liverpool, Praska, 2011.....	3:48.63
2.	Brown, Kwaza, Guster, Watts, 2014.....	3:51.18
3.	Kwaza, Guster, Holder, Watts, 2016.....	3:52.62
4.	Swanson, Morken, King , Arco, 2019	3:52.85
5.	Kwaza, Brown, Guster, Trost, 2015	3:53.29
6.	Christian , Buss, Guillory, Arco, 2019	3:54.18
7.	Kwaza, R. Moore, Holder, Alexia, 2013.....	3:54.51
8.	Trusty, R. Moore, Hendricks, Praska, 2010.....	3:56.53
9.	Reid, Philip, Hobbs, Benning, 1995.....	3:56.54
10.	Roach, Alexander, McCalla, Stanley, 2005.....	3:56.99

3,200-Meter Relay

1.	McCabe , Arco, Saunders , King , 2019	8:31.84
2.	Suppelsa, Wodek, Kruckeberg, Schneckloth, 1987.....	8:46.45
3.	Lahann, Stanley, Hume, Barber, 2004	8:48.87
4.	Schneckloth, Roberts, Hawkins, Kruckeberg, 1989	8:49.38
5.	Trost, Maser, Alexia, Nelson, 2014	8:49.95
6.	Nelson, Watts, Wilberding, Sindt, 2016.....	8:51.90
7.	Flood, Dlh, L. Hardesty, Docherty, 2009.....	8:53.91
8.	Armstrong, Stanley, Laney, Hume, 2005.....	8:54.27
9.	O'Brien, Camarigg, Williams, Stormo, 1981	8:54.36
10.	Flood, Melander, Praska, Hardesty, 2010	8:54.45

Distance Medley Relay

1.	Hoskins, Powell, Schneckloth, Kruckeberg, 1989	11:22.18
2.	Armstrong, Alexander, Poncé, Stanley, 2007.....	11:25.05
3.	Stanley, McCalla, Hume, Armstrong, 2005	11:34.04
4.	Barber, Williams, Hume, Arens, 2004.....	11:34.56
5.	Thompson, Williams, Hume, Arens, 2003	11:39.02
6.	2000	11:39.83
7.	Schrulle, Erickson, Placzek, Eilers, 2012	11:40.57
8.	Davenport, xx, xx, xx, 1981.....	11:41.44
9.	Pare, Grant, Benning, Gilchrist, 1997	11:41.92
10.	Dlhy, Erickson, Docherty, Anderson, 2010.....	11:43.06

6,400-Meter Relay

1.	Flood, Melander, A. Hardesty, L. Hardesty, 2010.....	19:05.63
2.	Nukuri, Marchand, Henize, Armstrong, 2008.....	19:15.42
3.	Flood, Laesch, Ranegar, Melander, 2012.....	19:16.73
4.	Flood, Eilers, Melander, L. Hardesty, 2011	19:17.52
5.	Flood, Melander, A. Hardesty, Eilers, 2009.....	19:36.43
6.	Scott, Gordon, Schrulle, Gambrall, 2013	19:41.15
7.	Jones, Bote Gonzalez, Wilberding, Reischmann, 2015.....	19:59.72
8.	Maser, Price, Wilberding, Montuclard, 2014	20:23.27
9.	Chapple, Laney, Donlon, Sokol, 2005	20:39.12
10.	Arens, Barber, Butler, Roberts, 2001	20:40.89

Big Ten Invitational #1

Friday, March 26 & Saturday, March 27, 2021

Robert C. Haugh Track & Field Complex, Indiana University

Final Schedule of Events

Friday, March 26

Track Events

6:30pm Women Pole Vault
3.40, 3.55, 3.70, 3.85, 4.00, +.10
Men to follow
4.25, 4.45, 4.65, 4.85, 5.00, 5.15, +.10

7:30pm Women High Jump
1.58, 1.62, 1.66, 1.70, 1.73, +.03
Men to follow
1.81, 1.86, 1.91, 1.95, 1.99, 2.03, 2.07, +.03

8:30pm Women 5,000m
----- Men 5,000m

Saturday, March 27

Field Events

10:00 – 10:30am: Implement Inspection

11:00am Women Hammer
Men to follow

11:00am Men Javelin
Women to follow

11:00am Women Long Jump
Men to follow

1:30pm Women Discus
Men to follow

1:30pm Men Shot Put
Women to follow

1:30pm Women Triple Jump
Men to follow

Saturday, March 27

Track Events

----- Women 3,000m
----- Men 3,000m

11:40am Women 4 x 100m
11:50am Men 4 x 100m

12:00pm Women 1,500m
12:15pm Men 1,500m

12:30pm Women 100m Hurdles
12:40pm Men 110m Hurdles

12:50pm Women 100m
1:00pm Men 100m

1:15pm Women 400m
1:30pm Men 400m

1:45pm Women 800m
2:00pm Men 800m

2:15pm Women 400m Hurdles
2:30pm Men 400m Hurdles

2:45pm Women 200m
3:00pm Men 200m

3:15pm Women 3,000m Steeplechase
----- Men 3,000m Steeplechase

3:40pm Women 4 x 400m
3:55pm Men 4 x 400m