

# NCAA Gymnastics Score Sheet

Teams: Home IOWA - Men

Visitor Nebraska

Date Mar 20, 2021

Place University Of Iowa

Attendance

364

Name	D	1	2	3	4	5	nd	AVE
1 James Friedman	112	5.3	8.1	8.0			-0.1	13.250
2 Kulani Taylor	111	5.5	8.5	8.7				14.100
3 Evan Davis	104	5.3	8.8	8.8				14.100
4 Stewart Brown	102	5.2	8.3	8.6			-0.3	13.350
5 Bennet Huang	107	5.5	8.8	8.8				14.300

Name	D	1	2	3	4	5	nd	AVE
1 Charlie Giles	206	5.6	8.0	8.2			-0.3	13.400
2 Moritz Mueller	214	5.4	8.5	8.4				13.850
3 Sam Phillips	216	5.7	8.6	8.6				14.300
4 Taylor Christopulos	203	5.4	8.8	8.9				14.250
5 Jake Bonnay	202	5.6	8.0	8.2				13.700

Floor Score: **69.100** Running Score: **69.100**

Floor Score: **69.500** Running Score: **69.500**

Pommel	D	1	2	3	4	5	nd	AVE
1 Drew Heiberg	105	4.9	8.5	8.5				13.400
2 James Friedman	112	4.4	8.4	8.6				12.900
3 Evan Davis	104	5.3	8.1	8.4				13.550
4 Addison Chung	103	5.1	7.2	7.5				12.450
5 Bennet Huang	107	5.3	8.4	8.2				13.600

Pommel	D	1	2	3	4	5	nd	AVE
1 Charlie Giles	206	5.4	8.4	8.6				13.900
2 Mitch Tyndall	218	4.4	8.9	8.9				13.300
3 Khalil Jackson	209	4.8	8.0	8.2				12.900
4 Evan Kriley	212	5.3	8.8	8.8				14.100
5 Cooper Giles	207	4.8	7.3	7.6				12.250

Pommel Score: **65.900** Running Score: **135.000**

Pommel Score: **66.450** Running Score: **135.950**

Rings	D	1	2	3	4	5	nd	AVE
1 Evan Davis	104	4.8	8.8	8.5				13.450
2 Stewart Brown	102	4.2	9.0	9.0				13.200
3 Bennet Huang	107	4.6	8.7	8.9				13.400
4 James Friedman	112	4.5	9.0	9.2				13.600
5 Peyton Hobson	106	5.1	8.5	8.3				13.500

Rings	D	1	2	3	4	5	nd	AVE
1 Dylan LeClair	213	4.7	8.4	8.2				13.000
2 Evan Hymanson	208	3.9	8.2	8.0				12.000
3 Dylan Young	220	5.0	8.8	9.0				13.900
4 Nikita Bolotsky	201	4.8	7.5	7.9				12.500
5 Taylor Christopulos	203	4.8	8.8	8.5				13.450

Rings Score: **67.150** Running Score: **202.150**

Rings Score: **64.850** Running Score: **200.800**

Vault	D	1	2	3	4	5	nd	AVE
1 Evan Davis	104	4.8	9.3	9.3				14.100
2 James Friedman	112	4.8	9.2	9.3			-0.1	13.950
3 Amari Sewell	110	5.2	9.4	9.5				14.650
4 Stewart Brown	102	5.3	9.6	9.6				14.900
5 Bennet Huang	107	4.9	9.6	9.6				14.500

Vault	D	1	2	3	4	5	nd	AVE
1 Khalil Jackson	209	4.9	9.2	9.3				14.150
2 Dylan Young	220	5.2	8.6	8.4			-0.1	13.600
3 Evan Kriley	212	5.2	9.2	9.3				14.450
4 Charlie Giles	206	5.2	9.2	9.0				14.300
5 Taylor Christopulos	203	5.2	9.3	9.2				14.450

Vault Score: **72.100** Running Score: **274.250**

Vault Score: **70.950** Running Score: **271.750**

P Bar	D	1	2	3	4	5	nd	AVE
1 Peyton Hobson	106	4.7	8.2	8.4				13.000
2 Bennet Huang	107	4.9	8.8	8.9				13.750
3 Evan Davis	104	5.3	7.9	7.9				13.200
4 Carter Tope	113	4.9	9.0	8.9				13.850
5 Stewart Brown	102	4.9	7.5	7.7				12.500

P Bar	D	1	2	3	4	5	nd	AVE
1 Evan Kriley	212	4.8	8.4	8.5				13.250
2 Griffin Kehler	210	4.9	7.8	8.0				12.800
3 Dylan Young	220	4.7	8.8	8.9				13.550
4 Evan Hymanson	208	5.6	8.5	8.2				13.950
5 Dillan King	211	4.9	8.8	8.6				13.600

P. Bar Score: **66.300** Running Score: **340.550**

P. Bar Score: **67.150** Running Score: **338.900**

H Bar	D	1	2	3	4	5	nd	AVE
1 Bennet Huang	107	4.4	9.1	9.2				13.550
2 Noah Scigliano	109	4.7	8.6	8.8				13.400
3 Alexander Walther	114	4.3	8.0	8.2				12.400
4 Stewart Brown	102	4.5	8.7	8.6				13.150
5 Evan Davis	104	4.7	9.0	8.9				13.650

H Bar	D	1	2	3	4	5	nd	AVE
1 Griffin Kehler	210	4.7	8.5	8.7				13.300
2 Jake Bonnay	202	4.6	8.6	8.3				13.050
3 Evan Hymanson	208	4.8	8.6	8.7				13.450
4 Sam Phillips	216	5.1	8.5	8.8				13.750
5 Dillan King	211	5.2	8.9	9.1				14.200

H. Bar Score: **66.150** Running Score: **406.700**

H. Bar Score: **67.750** Running Score: **406.650**

Final Team Score: **406.700**

Final Team Score: **406.650**

**All-Arounders**

	Brown	Davis	Huang
FX	13.350	14.100	14.300
PH	12.400	13.550	13.600
SR	13.200	13.450	13.400
VT	14.900	14.100	14.500
PB	12.500	13.200	13.750
HB	13.150	13.650	13.550
AA	79.500	82.050	83.100

**All-Arounders**

	Christopulos
	14.250
	12.550
	13.450
	14.450
	12.750
	13.300
	80.750

Judge's Signatures \*FX Dan Bachman \*PH Lance Alberhasky \*SR Dan Bachman \*VT Josh Zeal \*PB Lance Alberhasky \*HB Dan Bachman  
 \* Head Judge FX Josh Zeal PH Rogelio Vazquez SR Rogelio Vazquez VT Lance Alberhasky PB Josh Zeal HB Rogelio Vazquez  
 Coach's Signature JD Kivi 5:22 pm Coach's Signature Chad Zeal 5:21

# Iowa Vs. Nebraska

## Event Results - Floor

Mar 20, 2021

Page: 1  
Printed: 3/20/2021 5:19 PM

Men / C  
Session: 1



Rank	Num	Name	Gym	D	Exec	ND	Score	Out
1T	107	Bennet Huang	IOWA - Men	5.500	8.800	-.-	<b>14.300</b>	0.000
1T	216	Sam Phillips	NEB	5.700	8.600	-.-	<b>14.300</b>	0.000
3	203	Taylor Christopulos	NEB	5.400	8.850	-.-	<b>14.250</b>	0.050
4T	210	Griffin Kehler	NEB	5.200	8.900	-.-	<b>14.100</b>	0.200
4T	104	Evan Davis	IOWA - Men	5.300	8.800	-.-	<b>14.100</b>	0.200
4T	111	Kulani Taylor	IOWA - Men	5.500	8.600	-.-	<b>14.100</b>	0.200
7	214	Moritz Mueller	NEB	5.400	8.450	-.-	<b>13.850</b>	0.450
8	202	Jake Bonnay	NEB	5.600	8.100	-.-	<b>13.700</b>	0.600
9	206	Charlie Giles	NEB	5.600	8.100	-0.3	<b>13.400</b>	0.900
10	102	Stewart Brown	IOWA - Men	5.200	8.450	-0.3	<b>13.350</b>	0.950
11	112	James Friedman	IOWA - Men	5.300	8.050	-0.1	<b>13.250</b>	1.050
12	110	Amari Sewell	IOWA - Men	5.400	7.600	-0.4	<b>12.600</b>	1.700

# Iowa Vs. Nebraska

## Event Results - Pommel

Mar 20, 2021

Page: 1  
Printed: 3/20/2021 5:19 PM

Men / C  
Session: 1



Rank	Num	Name	Gym	D	Exec	ND	Score	Out
1	212	Evan Kriley	NEB	5.300	8.800	..-	<b>14.100</b>	0.000
2	206	Charlie Giles	NEB	5.400	8.500	..-	<b>13.900</b>	0.200
3	107	Bennet Huang	IOWA - Men	5.300	8.300	..-	<b>13.600</b>	0.500
4	104	Evan Davis	IOWA - Men	5.300	8.250	..-	<b>13.550</b>	0.550
5	105	Drew Helberg	IOWA - Men	4.900	8.500	..-	<b>13.400</b>	0.700
6	218	Mitch Tyndall	NEB	4.400	8.900	..-	<b>13.300</b>	0.800
7	204	Yanni Chronopoulos	NEB	4.700	8.450	..-	<b>13.150</b>	0.950
8T	112	James Friedman	IOWA - Men	4.400	8.500	..-	<b>12.900</b>	1.200
8T	209	Khalil Jackson	NEB	4.800	8.100	..-	<b>12.900</b>	1.200
10	203	Taylor Christopulos	NEB	4.800	7.750	..-	<b>12.550</b>	1.550
11	103	Addison Chung	IOWA - Men	5.100	7.350	..-	<b>12.450</b>	1.650
12	102	Stewart Brown	IOWA - Men	3.200	9.200	..-	<b>12.400</b>	1.700
13	207	Cooper Giles	NEB	4.800	7.450	..-	<b>12.250</b>	1.850
14	110	Amari Sewell	IOWA - Men	4.100	6.900	..-	<b>11.000</b>	3.100

# Iowa Vs. Nebraska

## Event Results - Rings

Mar 20, 2021

Page: 1  
Printed: 3/20/2021 5:20 PM

Men / C  
Session: 1



Rank	Num	Name	Gym	D	Exec	ND	Score	Out
1	220	Dylan Young	NEB	5.000	8.900	-.-	<b>13.900</b>	0.000
2	112	James Friedman	IOWA - Men	4.500	9.100	-.-	<b>13.600</b>	0.300
3	106	Peyton Hobson	IOWA - Men	5.100	8.400	-.-	<b>13.500</b>	0.400
4*	203	Taylor Christopulos	NEB	4.800	8.650	-.-	<b>13.450</b>	0.450
4*	104	Evan Davis	IOWA - Men	4.800	8.650	-.-	<b>13.450</b>	0.450
6	107	Bennet Huang	IOWA - Men	4.600	8.800	-.-	<b>13.400</b>	0.500
7	102	Stewart Brown	IOWA - Men	4.200	9.000	-.-	<b>13.200</b>	0.700
8	213	Dylan LeClair	NEB	4.700	8.300	-.-	<b>13.000</b>	0.900
9	101	Reuven Anderson	IOWA - Men	4.800	8.150	-.-	<b>12.950</b>	0.950
10	201	Nikita Bolotsky	NEB	4.800	7.700	-.-	<b>12.500</b>	1.400
11	205	Liam Doherty-Herwitz	NEB	4.300	8.150	-.-	<b>12.450</b>	1.450
12	208	Evan Hymanson	NEB	3.900	8.100	-.-	<b>12.000</b>	1.900

# Iowa Vs. Nebraska

## Event Results - Vault

Mar 20, 2021

Page: 1  
Printed: 3/20/2021 5:20 PM

Men / C  
Session: 1



Rank	Num	Name	Gym	D	Exec	ND	Score	Out
1	102	Stewart Brown	IOWA - Men	5.300	9.600	-.-	<b>14.900</b>	0.000
2	110	Amari Sewell	IOWA - Men	5.200	9.450	-.-	<b>14.650</b>	0.250
3	107	Bennet Huang	IOWA - Men	4.900	9.600	-.-	<b>14.500</b>	0.400
4*	212	Evan Kriley	NEB	5.200	9.250	-.-	<b>14.450</b>	0.450
4*	203	Taylor Christopulos	NEB	5.200	9.250	-.-	<b>14.450</b>	0.450
6	206	Charlie Giles	NEB	5.200	9.100	-.-	<b>14.300</b>	0.600
7	209	Khalil Jackson	NEB	4.900	9.250	-.-	<b>14.150</b>	0.750
8	104	Evan Davis	IOWA - Men	4.800	9.300	-.-	<b>14.100</b>	0.800
9	108	Mikey Kogan	IOWA - Men	4.800	9.250	-.-	<b>14.050</b>	0.850
10	112	James Friedman	IOWA - Men	4.800	9.250	-0.1	<b>13.950</b>	0.950
11	220	Dylan Young	NEB	5.200	8.500	-0.1	<b>13.600</b>	1.300

# Iowa Vs. Nebraska

## Event Results - P Bars

Mar 20, 2021

Page: 1  
Printed: 3/20/2021 5:20 PM

Men / C  
Session: 1



Rank	Num	Name	Gym	D	Exec	ND	Score	Out
1	208	Evan Hymanson	NEB	5.600	8.350	..-	<b>13.950</b>	0.000
2	113	Carter Tope	IOWA - Men	4.900	8.950	..-	<b>13.850</b>	0.100
3	107	Bennet Huang	IOWA - Men	4.900	8.850	..-	<b>13.750</b>	0.200
4	211	Dillan King	NEB	4.900	8.700	..-	<b>13.600</b>	0.350
5	220	Dylan Young	NEB	4.700	8.850	..-	<b>13.550</b>	0.400
6	212	Evan Kriley	NEB	4.800	8.450	..-	<b>13.250</b>	0.700
7	104	Evan Davis	IOWA - Men	5.300	7.900	..-	<b>13.200</b>	0.750
8	106	Peyton Hobson	IOWA - Men	4.700	8.300	..-	<b>13.000</b>	0.950
9	210	Griffin Kehler	NEB	4.900	7.900	..-	<b>12.800</b>	1.150
10	203	Taylor Christopulos	NEB	5.000	7.750	..-	<b>12.750</b>	1.200
11	218	Mitch Tyndall	NEB	4.500	8.200	..-	<b>12.700</b>	1.250
12	102	Stewart Brown	IOWA - Men	4.900	7.600	..-	<b>12.500</b>	1.450
13	108	Mikey Kogan	IOWA - Men	4.700	7.650	..-	<b>12.350</b>	1.600
14	105	Drew Helberg	IOWA - Men	0.000	0.000	..-	<b>0.000</b>	13.950

# Iowa Vs. Nebraska

## Event Results - H Bar

Mar 20, 2021

Page: 1  
Printed: 3/20/2021 5:20 PM

Men / C  
Session: 1



Rank	Num	Name	Gym	D	Exec	ND	Score	Out
1	211	Dillan King	NEB	5.200	9.000	..-	<b>14.200</b>	0.000
2	216	Sam Phillips	NEB	5.100	8.650	..-	<b>13.750</b>	0.450
3	104	Evan Davis	IOWA - Men	4.700	8.950	..-	<b>13.650</b>	0.550
4	107	Bennet Huang	IOWA - Men	4.400	9.150	..-	<b>13.550</b>	0.650
5	208	Evan Hymanson	NEB	4.800	8.650	..-	<b>13.450</b>	0.750
6	109	Noah Scigliano	IOWA - Men	4.700	8.700	..-	<b>13.400</b>	0.800
7T	210	Griffin Kehler	NEB	4.700	8.600	..-	<b>13.300</b>	0.900
7T	203	Taylor Christopulos	NEB	4.800	8.500	..-	<b>13.300</b>	0.900
9	102	Stewart Brown	IOWA - Men	4.500	8.650	..-	<b>13.150</b>	1.050
10	202	Jake Bonnay	NEB	4.600	8.450	..-	<b>13.050</b>	1.150
11	108	Mikey Kogan	IOWA - Men	4.400	8.200	..-	<b>12.600</b>	1.600
12	114	Alexander Walther	IOWA - Men	4.300	8.100	..-	<b>12.400</b>	1.800







# Iowa Vs. Nebraska

## Event Results - AA

Mar 20, 2021

Page: 1  
Printed: 3/20/2021 5:20 PM

Men / C  
Session: 1

Rank	Num	Name	Gym							AA
1	107	Bennet Huang	IOWA - Men	14.300	13.600	13.400	14.500	13.750	13.550	83.100
2	104	Evan Davis	IOWA - Men	14.100	13.550	13.450	14.100	13.200	13.650	82.050
3	203	Taylor Christopulos	NEB	14.250	12.550	13.450	14.450	12.750	13.300	80.750
4	102	Stewart Brown	IOWA - Men	13.350	12.400	13.200	14.900	12.500	13.150	79.500