

NCAA Gymnastics Score Sheet

Teams: Home Michigan

Visitor X-Iowa

Date Mar 6, 2021

Place University Of Michigan

Attendance 61

Name	D	1	2	3	4	5	nd	AVE
1 Evgeny Siminiuc	145	5.1	7.7	7.3			-0.1	12.500
2 David Willett	132	5.2	7.1	7.5				12.500
3 Jacob Moore	123	5.2	9.3	9.0				14.350
4 Adam Wooten	134	5.4	8.6	8.8				14.100
5 Nick Guy	112	5.7	8.6	8.9				14.450

Floor Score: **67.900** Running Score: **67.900**

Name	D	1	2	3	4	5	nd	AVE
1 Carter Tope	160	5.1	7.3	7.7				12.600
2 Evan Davis	150	5.3	8.7	8.9				14.100
3 Stewart Brown	148	5.2	8.1	8.1				13.300
4 Kulani Taylor	158	5.5	8.3	8.5				13.900
5 Bennett Huang	154	5.6	8.8	9.0				14.500

Floor Score: **68.400** Running Score: **68.400**

Name	D	1	2	3	4	5	nd	AVE
1 Anthony Tawfik	136	4.8	7.2	7.4				12.100
2 Markus Shears	138	5.1	8.6	8.4				13.600
3 David Willett	132	4.3	7.5	7.3				11.700
4 Jacob Moore	123	5.4	8.4	8.1				13.650
5 Cameron Bock	102	5.7	8.8	8.9				14.550

Pommel Score: **65.600** Running Score: **133.500**

Name	D	1	2	3	4	5	nd	AVE
1 Drew Helberg	152	4.6	8.3	8.2				12.850
2 Amari Sewell	157	4.3	7.9	7.7				12.100
3 Carter Tope	160	5.5	7.0	7.0				12.500
4 Evan Davis	150	5.0	7.6	7.4				12.500
5 Bennett Huang	154	5.4	8.8	8.9				14.250

Pommel Score: **64.200** Running Score: **132.600**

Name	D	1	2	3	4	5	nd	AVE
1 Javier Alfonso	139	4.2	8.2	8.5				12.550
2 Thomas Paul	126	4.5	8.8	8.8				13.300
3 James Read	128	5.1	8.6	8.8				13.800
4 Jacob Moore	123	4.7	7.2	7.5				12.050
5 Cameron Bock	102	5.4	9.0	9.0				14.400

Rings Score: **66.100** Running Score: **199.600**

Name	D	1	2	3	4	5	nd	AVE
1 James Friedman	151	4.4	8.4	8.7				12.950
2 Stewart Brown	148	4.1	8.3	8.1				12.300
3 Bennett Huang	154	4.7	8.3	8.2				12.950
4 Evan Davis	150	4.8	8.5	8.6				13.350
5 Peyton Hobson	153	5.2	8.6	8.5				13.750

Rings Score: **65.300** Running Score: **197.900**

Name	D	1	2	3	4	5	nd	AVE
1 Javier Alfonso	139	4.9	9.3	9.4				14.250
2 Miles Miller	122	4.8	9.3	9.3			-0.1	14.000
3 Casey Cummings	106	4.8	9.5	9.6				14.350
4 Nick Guy	112	5.2	8.5	8.7			-0.1	13.700
5 Cameron Bock	102	5.2	9.0	8.9				14.150

Vault Score: **70.450** Running Score: **270.050**

Name	D	1	2	3	4	5	nd	AVE
1 Kulani Taylor	158	4.8	8.5	8.7			-0.1	13.300
2 Carter Tope	160	5.2	9.4	9.2			-0.1	14.400
3 Amari Sewell	157	5.2	9.5	9.4			-0.3	14.350
4 Stewart Brown	148	5.2	9.4	9.5				14.650
5 Bennett Huang	154	4.9	9.7	9.7				14.600

Vault Score: **71.300** Running Score: **269.200**

Name	D	1	2	3	4	5	nd	AVE
1 Javier Alfonso	139	4.5	8.6	8.4				13.000
2 Jacob Moore	123	5.4	8.1	7.9				13.400
3 Evgeny Siminiuc	145	5.4	8.9	8.7				14.200
4 Virgil Watkins	162	4.8	6.9	6.7				11.600
5 Cameron Bock	102	5.9	8.7	8.3				14.400

P. Bar Score: **66.600** Running Score: **336.650**

Name	D	1	2	3	4	5	nd	AVE
1 Peyton Hobson	153	4.5	8.3	8.0				12.650
2 Bennett Huang	154	4.8	8.8	8.5				13.450
3 Evan Davis	150	5.3	7.4	7.4				12.700
4 Carter Tope	160	5.0	8.5	8.1				13.300
5 Stewart Brown	148	4.9	8.5	8.3				13.300

P. Bar Score: **65.400** Running Score: **334.600**

Name	D	1	2	3	4	5	nd	AVE
1 Anthony Tawfik	136	5.0	8.5	8.3				13.400
2 Miles Miller	122	4.4	8.6	8.5				12.950
3 Jacob Moore	123	4.8	8.7	8.9				13.600
4 Evgeny Siminiuc	145	4.8	8.3	8.1				13.000
5 Adam Wooten	134	5.1	8.1	7.8				13.050

H. Bar Score: **66.000** Running Score: **402.650**

Name	D	1	2	3	4	5	nd	AVE
1 Bennett Huang	154	4.3	8.7	8.5				12.900
2 Alexander Waiter	161	4.7	8.2	8.2				12.900
3 Noah Scigliano	156	4.6	7.7	7.7				12.300
4 Evan Davis	150	4.6	8.7	8.8				13.350
5 Stewart Brown	148	4.4	8.1	8.3				12.600
6 Carter Tope	160							0.000

H. Bar Score: **64.050** Running Score: **398.650**

Final Team Score: **402.650**

Final Team Score: **398.650**

All-Arounders

All-Arounders

	FX	PH	SR	VT	PB	HB	AA
FX							
PH							
SR							
VT							
PB							
HB							
AA							

	Huang	Davis	Brown	Tope		
	14.500	14.100	13.300	12.600		
	14.250	12.500	11.700	12.500		
	12.950	13.350	12.300	0.000		
	14.600	14.000	14.650	14.400		
	13.450	12.700	13.300	13.300		
	12.900	13.350	12.600	0.000		
	82.650	80.000	77.850	52.800		

Judge's Signatures * FX Mitch Conroy * PH Tony Mason * SR Vessko Pavlov * VT Curtis Wilson * PB George Krenk * HB Jonathan Conrad

* Head Judge FX PH SR VT PB HB

Coach's Signature _____ Coach's Signature _____

Iowa_21

Event Results - Floor

Mar 6, 2021

Page: 1
Printed: 3/6/2021 2:44:50 PM
Men / E / 16-18 yrs
Session: 1



Rank	Num	Name	Gym	D	E1	E2	Exec	ND	Score
1	154	Bennett Huang	X-Iowa	5.600	8.8	9.0	8.900	..	14.500
2	112	Nick Guy	-Michigan	5.700	8.6	8.9	8.750	..	14.450
3	123	Jacob Moore	-Michigan	5.200	9.3	9.0	9.150	..	14.350
4T	150	Evan Davis	X-Iowa	5.300	8.7	8.9	8.800	..	14.100
4T	134	Adam Wooten	-Michigan	5.400	8.6	8.8	8.700	..	14.100
6	158	Kulani Taylor	X-Iowa	5.500	8.3	8.5	8.400	..	13.900
7	148	Stewart Brown	X-Iowa	5.200	8.1	8.1	8.100	..	13.300
8	160	Carter Tope	X-Iowa	5.100	7.3	7.7	7.500	..	12.600
9T	145	Evgeny Siminiuc	-Michigan	5.100	7.7	7.3	7.500	-0.1	12.500
9T	132	David Willett	-Michigan	5.200	7.1	7.5	7.300	..	12.500



Rank	Num	Name	Gym	D	E1	E2	Exec	ND	Score
1	102	Cameron Bock	-Michigan	5.700	8.8	8.9	8.850	._.	14.550
2	154	Bennett Huang	X-Iowa	5.400	8.8	8.9	8.850	._.	14.250
3	123	Jacob Moore	-Michigan	5.400	8.4	8.1	8.250	._.	13.650
4	138	Markus Shears	-Michigan	5.100	8.6	8.4	8.500	._.	13.600
5	152	Drew Helberg	X-Iowa	4.600	8.3	8.2	8.250	._.	12.850
6T	150	Evan Davis	X-Iowa	5.000	7.6	7.4	7.500	._.	12.500
6T	160	Carter Tope	X-Iowa	5.500	7.0	7.0	7.000	._.	12.500
8T	157	Amari Sewell	X-Iowa	4.300	7.9	7.7	7.800	._.	12.100
8T	136	Anthony Tawfik	-Michigan	4.800	7.2	7.4	7.300	._.	12.100
10T	148	Stewart Brown	X-Iowa	3.200	8.6	8.4	8.500	._.	11.700
10T	132	David Willett	-Michigan	4.300	7.5	7.3	7.400	._.	11.700

Iowa_21

Event Results - Rings

Mar 6, 2021

Page: 1

Printed: 3/6/2021 2:44:58 PM

Men / E / 16-18 yrs

Session: 1



Rank	Num	Name	Gym	D	E1	E2	Exec	ND	Score
1	102	Cameron Bock	-Michigan	5.400	9.0	9.0	9.000	.._	14.400
2	128	James Read	-Michigan	5.100	8.6	8.8	8.700	.._	13.800
3	153	Peyton Hobson	X-Iowa	5.200	8.6	8.5	8.550	.._	13.750
4	150	Evan Davis	X-Iowa	4.800	8.5	8.6	8.550	.._	13.350
5	126	Thomas Paul	-Michigan	4.500	8.8	8.8	8.800	.._	13.300
6T	151	James Friedman	X-Iowa	4.400	8.4	8.7	8.550	.._	12.950
6T	154	Bennett Huang	X-Iowa	4.700	8.3	8.2	8.250	.._	12.950
8	139	Javier Alfonso	-Michigan	4.200	8.2	8.5	8.350	.._	12.550
9	148	Stewart Brown	X-Iowa	4.100	8.3	8.1	8.200	.._	12.300
10	123	Jacob Moore	-Michigan	4.700	7.2	7.5	7.350	.._	12.050
11	160	Carter Tope	X-Iowa	.._	.._	.._	.._	.._	.._



Rank	Num	Name	Gym	D	E1	E2	Exec	ND	Score
1	148	Stewart Brown	X-Iowa	5.200	9.4	9.5	9.450	._.	14.650
2	154	Bennett Huang	X-Iowa	4.900	9.7	9.7	9.700	._.	14.600
3	160	Carter Tope	X-Iowa	5.200	9.4	9.2	9.300	-0.1	14.400
4T	106	Casey Cummings	-Michigan	4.800	9.5	9.6	9.550	._.	14.350
4T	157	Amari Sewell	X-Iowa	5.200	9.5	9.4	9.450	-0.3	14.350
6	139	Javier Alfonso	-Michigan	4.900	9.3	9.4	9.350	._.	14.250
7	102	Cameron Bock	-Michigan	5.200	9.0	8.9	8.950	._.	14.150
8T	122	Miles Miller	-Michigan	4.800	9.3	9.3	9.300	-0.1	14.000
8T	150	Evan Davis	X-Iowa	4.800	9.2	9.2	9.200	._.	14.000
10	112	Nick Guy	-Michigan	5.200	8.5	8.7	8.600	-0.1	13.700
11	158	Kulani Taylor	X-Iowa	4.800	8.5	8.7	8.600	-0.1	13.300



Rank	Num	Name	Gym	D	E1	E2	Exec	ND	Score
1	102	Cameron Bock	-Michigan	5.900	8.7	8.3	8.500	._.	14.400
2	145	Evgeny Siminiuc	-Michigan	5.400	8.9	8.7	8.800	._.	14.200
3	154	Bennett Huang	X-Iowa	4.800	8.8	8.5	8.650	._.	13.450
4	123	Jacob Moore	-Michigan	5.400	8.1	7.9	8.000	._.	13.400
5T	148	Stewart Brown	X-Iowa	4.900	8.5	8.3	8.400	._.	13.300
5T	160	Carter Tope	X-Iowa	5.000	8.5	8.1	8.300	._.	13.300
7	139	Javier Alfonso	-Michigan	4.500	8.6	8.4	8.500	._.	13.000
8	150	Evan Davis	X-Iowa	5.300	7.4	7.4	7.400	._.	12.700
9	153	Peyton Hobson	X-Iowa	4.500	8.3	8.0	8.150	._.	12.650
10	162	Virgil Watkins	-Michigan	4.800	6.9	6.7	6.800	._.	11.600



Rank	Num	Name	Gym	D	E1	E2	Exec	ND	Score
1	123	Jacob Moore	-Michigan	4.800	8.7	8.9	8.800	..	13.600
2	136	Anthony Tawfik	-Michigan	5.000	8.5	8.3	8.400	..	13.400
3	150	Evan Davis	X-Iowa	4.600	8.7	8.8	8.750	..	13.350
4	134	Adam Wooten	-Michigan	5.100	8.1	7.8	7.950	..	13.050
5	145	Evgeny Siminiuc	-Michigan	4.800	8.3	8.1	8.200	..	13.000
6	122	Miles Miller	-Michigan	4.400	8.6	8.5	8.550	..	12.950
7T	154	Bennett Huang	X-Iowa	4.300	8.7	8.5	8.600	..	12.900
7T	161	Alexander Waither	X-Iowa	4.700	8.2	8.2	8.200	..	12.900
9	148	Stewart Brown	X-Iowa	4.400	8.1	8.3	8.200	..	12.600
10	156	Noah Scigliano	X-Iowa	4.600	7.7	7.7	7.700	..	12.300
11	160	Carter Tope	X-Iowa

Iowa_21

Event Results - AA







Mar 6, 2021

Page: 1

Printed: 3/6/2021 2:45:08 PM

Men / E / 16-18 yrs

Session: 1







Rank	Num	Name	Gym							AA
1	154	Bennett Huang	X-Iowa	14.500	14.250	12.950	14.600	13.450	12.900	82.650
2	150	Evan Davis	X-Iowa	14.100	12.500	13.350	14.000	12.700	13.350	80.000
3	148	Stewart Brown	X-Iowa	13.300	11.700	12.300	14.650	13.300	12.600	77.850
4	160	Carter Tope	X-Iowa	12.600	12.500		14.400	13.300		52.800







Iowa_21







Team Results

Mar 6, 2021

Page: 1
 Printed: 3/6/2021 2:45:14 PM
 Men / E / 16-18 yrs
 Session: 1

Rank	Gym	Team	Score						
1	-Michigan	*	402.650	67.900 2	65.600 1	66.100 1	70.450 2	66.600 1	66.000 1
2	X-Iowa	*	398.650	68.400 1	64.200 2	65.300 2	71.300 1	65.400 2	64.050 2

Num	Name	Team									AA
		#1	#2	#3							
<u>-Michigan</u>											
123	Jacob Moore	X			14.350	13.650	12.050	___	13.400	13.600	67.050
102	Cameron Bock	X			___	14.550	14.400	14.150	14.400	___	57.500
139	Javier Alfonso	X			___	___	12.550	14.250	13.000	___	39.800
145	Evgeny Siminiuc	X			12.500	___	___	___	14.200	13.000	39.700
112	Nick Guy	X			14.450	___	___	13.700	___	___	28.150
134	Adam Wooten	X			14.100	___	___	___	___	13.050	27.150
122	Miles Miller	X			___	___	___	14.000	___	12.950	26.950
136	Anthony Tawfik	X			___	12.100	___	___	___	13.400	25.500
132	David Willett	X			12.500	11.700	___	___	___	___	24.200
106	Casey Cummings	X			___	___	___	14.350	___	___	14.350
128	James Read	X			___	___	13.800	___	___	___	13.800
138	Markus Shears	X			___	13.600	___	___	___	___	13.600
126	Thomas Paul	X			___	___	13.300	___	___	___	13.300
162	Virgil Watkins	X			___	___	___	___	11.600	___	11.600
104	Mitchell Brown	X			___	___	___	___	___	___	___
105	Parker Chiapuzio	X			___	___	___	___	___	___	___
108	Uche Eke	X			___	___	___	___	___	___	___
110	Socrates Gavallas	X			___	___	___	___	___	___	___
111	Alan Gerdov	X			___	___	___	___	___	___	___
114	Paul Juda	X			___	___	___	___	___	___	___
117	Mack Lasker	X			___	___	___	___	___	___	___
118	Jonathan Liu	X			___	___	___	___	___	___	___
125	Justin Murphy	X			___	___	___	___	___	___	___
129	Brandon Robinson	X			___	___	___	___	___	___	___
140	Evan Bock	X			___	___	___	___	___	___	___
141	Matthew Chertkow	X			___	___	___	___	___	___	___
142	Joshua Lin	X			___	___	___	___	___	___	___
143	Steven Lukasik	X			___	___	___	___	___	___	___
144	Chris Read	X			___	___	___	___	___	___	___
146	Edward Yai	X			___	___	___	___	___	___	___

Num	Name	Team									AA
		#1	#2	#3							
<u>X-Iowa</u>											
154	Bennett Huang	X			14.500	14.250	12.950	14.600	13.450	12.900	82.650
150	Evan Davis	X			14.100	12.500	13.350	14.000	12.700	13.350	80.000
148	Stewart Brown	X			13.300	11.700	12.300	14.650	13.300	12.600	77.850
160	Carter Tope	X			12.600	12.500	___	14.400	13.300	___	52.800
158	Kulani Taylor	X			13.900	___	___	13.300	___	___	27.200
157	Amari Sewell	X			___	12.100	___	14.350	___	___	26.450
153	Peyton Hobson	X			___	___	13.750	___	12.650	___	26.400
151	James Friedman	X			___	___	12.950	___	___	___	12.950
161	Alexander Waither	X			___	___	___	___	___	12.900	12.900
152	Drew Helberg	X			___	12.850	___	___	___	___	12.850
156	Noah Scigliano	X			___	___	___	___	___	12.300	12.300
147	Reuven Anderson	X			___	___	___	___	___	___	___
149	Addison Chung	X			___	___	___	___	___	___	___
155	Mikey Kogan	X			___	___	___	___	___	___	___
159	Zac Tideman	X			___	___	___	___	___	___	___