

NCAA Gymnastics Score Sheet

Teams: Home *Univ. of Nebraska

Visitor Ohio State Univ.

Date Apr 3, 2021

Place Univ of Nebraska - Pinnacle Bank Arena

Attendance 0

Name	D	1	2	3	4	5	nd	AVE
1 Charlie Giles	505	5.4	7.8	7.8			-0.3	12.900
2 Moritz Mueller	513	5.3	7.6	7.8				13.000
3 Jake Bonnay	502	5.6	8.6	8.5				14.150
4 Sam Phillips	515	5.6	8.3	8.1				13.800
5 Taylor Christophulos	503	5.3	6.8	7.1				12.250

Name	D	1	2	3	4	5	nd	AVE
1 Dexter Roettker	616	5.2	8.0	7.8				13.100
2 Kazuki Hayashi	607	5.4	8.8	9.0				14.300
3 Kameron Nelson	613	5.5	8.1	7.9				13.500
4 Justin Ah Chow	601	5.5	8.0	7.7				13.350
5 Jesse Tyndall	621	5.7	8.8	8.7				14.450

Floor Score: 66.100 Running Score: 66.100

Floor Score: 68.700 Running Score: 68.700

Name	D	1	2	3	4	5	nd	AVE
1 Charlie Giles	505	5.4	7.4	7.4				12.800
2 Mitch Tyndall	517	5.2	8.0	8.3				13.350
3 Khalil Jackson	508	5.1	8.2	7.9				13.150
4 Evan Kriley	511	4.9	8.1	7.8				12.850
5 Cooper Giles	506	5.2	8.2	8.4				13.500

Name	D	1	2	3	4	5	nd	AVE
1 Andrew Brower	604	5.0	7.4	7.7				12.550
2 Curtis Chang	605	4.5	8.0	7.7				12.350
3 Justin Ah Chow	601	5.3	6.6	6.7				11.950
4 Luke Smigliani	619	5.3	7.8	7.8				13.100
5 Trevor Cummings	606	5.5	8.4	8.1				13.750

Pommel Score: 65.650 Running Score: 131.750

Pommel Score: 63.700 Running Score: 132.400

Name	D	1	2	3	4	5	nd	AVE
1 Dylan LeClair	512	4.7	8.4	8.2				13.000
2 Evan Hymanson	507	4.7	8.4	8.2				13.000
3 Dylan Young	519	4.9	8.6	8.6				13.500
4 Nikita Bolotsky	501	4.5	8.6	8.8				13.200
5 Taylor Christophulos	503	4.8	8.8	9.0				13.700

Name	D	1	2	3	4	5	nd	AVE
1 Max Andryushchenko	603	4.9	8.6	8.4				13.400
2 Tyler Rockwood	615	4.8	7.8	7.9				12.650
3 Donovan Hewitt	608	5.0	8.1	8.1				13.100
4 Josh Seltzer	618	5.3	8.1	8.2				13.450
5 Luke Smigliani	619	4.6	8.3	8.1				12.800

Rings Score: 66.400 Running Score: 198.150

Rings Score: 65.400 Running Score: 197.800

Name	D	1	2	3	4	5	nd	AVE
1 Dylan LeClair	512	4.8	9.3	9.4				14.150
2 Dylan Young	519	4.8	8.9	9.1				13.800
3 Evan Kriley	511	5.2	8.6	9.0			-0.1	13.900
4 Charlie Giles	505	5.2	9.4	9.2				14.500
5 Taylor Christophulos	503	5.2	9.3	9.4				14.550

Name	D	1	2	3	4	5	nd	AVE
1 Kazuki Hayashi	607	4.8	9.1	9.2			-0.1	13.850
2 Donovan Hewitt	608	5.2	9.0	8.9			-0.3	13.850
3 Dexter Roettker	616	4.8	8.4	8.2				13.100
4 Justin Ah Chow	601	5.2	9.1	9.1				14.300
5 Jesse Tyndall	621	4.8	9.0	9.2				13.900

Vault Score: 70.900 Running Score: 269.050

Vault Score: 69.000 Running Score: 266.800

Name	D	1	2	3	4	5	nd	AVE
1 Dylan LeClair	512	4.4	8.7	8.7				13.100
2 Evan Kriley	511	4.9	8.6	8.9				13.650
3 Dylan Young	519	4.7	8.3	8.5				13.100
4 Evan Hymanson	507	5.6	6.5	6.3				12.000
5 Dillan King	510	5.0	8.0	7.7				12.850

Name	D	1	2	3	4	5	nd	AVE
1 Andrew Brower	604	4.8	8.3	8.5				13.200
2 Domenic Sciulli	617	5.0	8.5	8.3				13.400
3 Max Andryushchenko	603	4.7	7.1	7.5				12.000
4 Justin Ah Chow	601	5.2	7.4	7.6				12.700
5 Jesse Tyndall	621	5.5	6.8	7.1				12.450

P. Bar Score: 64.700 Running Score: 333.750

P. Bar Score: 63.750 Running Score: 330.550

Name	D	1	2	3	4	5	nd	AVE
1 Griffin Kehler	509	4.5	6.9	7.3				11.600
2 Jake Bonnay	502	4.5	8.5	8.2				12.850
3 Evan Hymanson	507	4.8	8.5	8.3				13.200
4 Sam Phillips	515	5.2	8.7	8.5				13.800
5 Dillan King	510	5.1	7.6	7.8				12.800

Name	D	1	2	3	4	5	nd	AVE
1 Domenic Sciulli	617	4.8	8.4	8.2				13.100
2 Max Andryushchenko	603	4.6	7.6	7.7				12.250
3 Paul Burney	622	4.8	8.3	8.1				13.000
4 Justin Ah Chow	601	5.0	7.4	7.2				12.300
5 Jesse Tyndall	621	5.4	8.2	8.4				13.700

H. Bar Score: 64.250 Running Score: 398.000

H. Bar Score: 64.350 Running Score: 394.900

Final Team Score: 398.000

Final Team Score: 394.900

All-Arounders

	Christophulos				
FX	12.250				
PH	12.250				
SR	13.700				
VT	14.550				
PB	12.150				
HB	13.550				
AA	78.450				

All-Arounders

	Ah Chow	Tyndall			
	13.350	14.450			
	11.950	13.050			
	12.300	12.850			
	14.300	13.900			
	12.700	12.450			
	12.300	13.700			
	76.900	80.400			

Judge's Signatures * FX George Krenk * PH Lance Aberasky * SR Paul Evrat * VT Justin Kreit * PB Nate Dodson * HB Aaron Fortunato

* Head Judge FX Steve Jacuk, Mitch Griffin PH Greg Ditech, Ron Hill SR Jeff Kelly, Jack Boyle VT Russ Young, Dave Contreras PB Eric Smith, Mike Newburger HB Rich Ellis, John Karmency

Coach's Signature Chuck Chmelka

Coach's Signature Rustam Sharipov

NCAA Gymnastics Score Sheet

Teams: Home Penn State Univ.

Visitor Univ. of Illinois

Date Apr 3, 2021

Place Univ of Nebraska - Pinnacle Bank Arena

Attendance 0

Name	D	1	2	3	4	5	nd	AVE
1 Kaleb Booth	722	5.4	8.4	8.5				13.850
2 Robbie Champ	717	5.5	8.7	8.9				14.300
3 Ethan Dick	707	5.3	8.5	8.4				13.750
4 Brennan Pantazis	713	5.2	7.0	7.2			-0.1	12.200
5 Matt Cormier	706	5.7	8.6	8.5				14.250

Floor Score: 68.350 Running Score: 68.350

Name	D	1	2	3	4	5	nd	AVE
1 Max Diab	105	5.4	8.6	8.8				14.100
2 Josh Cook	104	5.4	8.8	8.9				14.250
3 Evan Manivong	113	5.4	8.5	8.6				13.950
4 Michael Fletcher	107	5.3	8.3	8.6				13.750
5 Connor McCool	115	5.9	8.6	8.8				14.600

Floor Score: 70.650 Running Score: 70.650

Name	D	1	2	3	4	5	nd	AVE
1 Alex Frack	708	5.3	5.5	5.8				10.950
2 Ethan Dick	707	4.8	7.3	7.1				12.000
3 Michael Jaroh	709	5.1	8.4	8.6				13.600
4 Jack Baldwin	702	5.4	8.0	8.0				13.400
5 Nick Mock	712	5.8	8.1	8.1				13.900

Pommel Score: 63.850 Running Score: 132.200

Name	D	1	2	3	4	5	nd	AVE
1 Tyler Schmidt	119	4.7	8.1	8.3				12.900
2 Emanuele Muehlhause	117	4.9	8.5	8.3				13.300
3 Michael Fletcher	107	4.7	7.6	7.5				12.250
4 Tommy Mistretta	116	5.1	8.3	8.2				13.350
5 Ian Skirkey	120	5.9	8.5	8.3				14.300

Pommel Score: 66.100 Running Score: 136.750

Name	D	1	2	3	4	5	nd	AVE
1 Alex Frack	708	4.5	8.8	9.0				13.400
2 Nathaniel Warren	719	4.8	8.4	8.7				13.350
3 Josh Reinstein	716	4.6	7.7	8.0				12.450
4 Brennan Pantazis	713	4.2	8.5	8.6				12.750
5 Michael Jaroh	709	4.9	8.4	8.1				13.150

Rings Score: 65.100 Running Score: 197.300

Name	D	1	2	3	4	5	nd	AVE
1 Jordan Kovach	112	4.8	8.6	8.3				13.250
2 Josh Cook	104	5.1	7.5	7.9				12.800
3 Logan Myers	118	4.5	8.9	8.4				13.150
4 Michael Fletcher	107	4.9	8.2	8.4				13.200
5 Daniel Graham	108	5.4	8.1	8.3				13.600

Rings Score: 66.000 Running Score: 202.750

Name	D	1	2	3	4	5	nd	AVE
1 Kaleb Booth	722	4.8	9.4	9.3			-0.1	14.050
2 Michael Artlip	701	4.8	8.6	8.7			-0.1	13.350
3 Matt Cormier	706	5.2	8.3	8.0			-0.1	13.250
4 Brennan Pantazis	713	4.9	9.3	9.4				14.250
5 Michael Jaroh	709	5.2	9.2	9.3				14.450

Vault Score: 69.350 Running Score: 266.650

Name	D	1	2	3	4	5	nd	AVE
1 Connor McCool	115	4.8	9.2	9.1				13.950
2 Logan Myers	118	4.8	9.3	9.2				14.050
3 Max Diab	105	5.2	9.1	9.0			-0.1	14.150
4 Michael Fletcher	107	5.3	9.4	9.2				14.600
5 Evan Manivong	113	5.2	9.1	9.4				14.450

Vault Score: 71.200 Running Score: 273.950

Name	D	1	2	3	4	5	nd	AVE
1 Nick Mock	712	4.4	8.6	8.8				13.100
2 Matt Cormier	706	4.9	8.0	7.9				12.850
3 Ethan Dick	707	4.9	8.3	7.9				13.000
4 Andres Perez Gines	714	5.5	7.2	7.4				12.800
5 Michael Jaroh	709	4.7	9.2	9.1				13.850

P. Bar Score: 65.600 Running Score: 332.250

Name	D	1	2	3	4	5	nd	AVE
1 Joel Diaz	106	4.2	6.6	6.5				10.750
2 Daniel Graham	108	4.7	6.6	6.7				11.350
3 Logan Myers	118	4.6	8.2	7.9				12.650
4 Jordan Kovach	112	4.8	8.0	8.0				12.800
5 Michael Fletcher	107	5.1	7.4	7.2				12.400

P. Bar Score: 59.950 Running Score: 333.900

Name	D	1	2	3	4	5	nd	AVE
1 Alex Frack	708	4.9	7.9	7.7				12.700
2 Ethan Dick	707	4.3	8.7	8.7				13.000
3 Matt Cormier	706	4.9	7.8	7.8				12.700
4 Andres Perez Gines	714	5.0	7.7	7.8				12.750
5 Michael Jaroh	709	4.9	8.6	8.4				13.400

H. Bar Score: 64.550 Running Score: 396.800

Name	D	1	2	3	4	5	nd	AVE
1 Josh Cook	104	3.9	9.1	9.0				12.950
2 Evan Manivong	113	4.7	7.7	7.8				12.450
3 Logan Myers	118	4.5	8.7	8.5				13.100
4 Jordan Kovach	112	3.9	9.0	8.8				12.800
5 Michael Fletcher	107	4.4	7.3	7.3				11.700

H. Bar Score: 63.000 Running Score: 396.900

Final Team Score: 396.800

Final Team Score: 396.900

All-Arounders

	Jaroh				
FX	11.950				
PH	13.600				
SR	13.150				
VT	14.450				
PB	13.850				
HB	13.400				
AA	80.400				

All-Arounders

	Fletcher	Kovach	Myers		
	13.750	13.450	13.800		
	12.250	11.300	11.000		
	13.200	13.250	13.150		
	14.600	13.850	14.050		
	12.400	12.800	12.650		
	11.700	12.800	13.100		
	77.900	77.450	77.750		

Judge's Signatures * FX George Krenk * PH Lance Aberasky * SR Paul Evrat * VT Justin Kreit * PB Nate Dodson * HB Aaron Fortunato

* Head Judge FX Steve Jacuk, Mitch Griffin PH Greg Ditech, Ron Hill SR Jeff Kelly, Jack Boyle VT Russ Young, Dave Contreras PB Eric Smith, Mike Newburger HB Rich Ellis, John Karmency

Coach's Signature Randy Jepson

Coach's Signature Justin Spring

NCAA Gymnastics Score Sheet

Teams: Home Univ. of Iowa

Visitor Univ. of Michigan

Date Apr 3, 2021

Place Univ of Nebraska - Pinnacle Bank Arena

Attendance 0

Name	D	1	2	3	4	5	nd	AVE
1 James Friedman	205	5.4	8.6	8.5				13.950
2 Evan Davis	204	5.3	9.2	9.4				14.600
3 Kulani Taylor	212	5.6	8.7	8.5				14.200
4 Stewart Brown	202	5.2	8.5	8.4				13.650
5 Bennet Huang	208	5.5	8.6	8.6				14.100

Floor Score: **70.500** Running Score: **70.500**

Name	D	1	2	3	4	5	nd	AVE
1 James Read	317	5.2	8.5	8.3				13.600
2 Nick Guy	307	5.7	8.7	8.7				14.400
3 Paul Juda	308	5.6	8.7	8.6				14.250
4 Cameron Bock	302	5.5	8.8	8.9				14.350
5 Jacob Moore	313	5.5	8.7	8.7				14.200

Floor Score: **70.800** Running Score: **70.800**

Name	D	1	2	3	4	5	nd	AVE
1 Drew Helberg	206	4.9	7.4	6.8				12.000
2 James Friedman	205	4.4	8.1	8.1				12.500
3 Evan Davis	204	5.3	8.1	7.8				13.250
4 Addison Chung	203	4.5	7.0	6.9				11.450
5 Bennet Huang	208	5.3	8.4	8.2				13.600

Pommel Score: **62.800** Running Score: **133.300**

Name	D	1	2	3	4	5	nd	AVE
1 David Willett	324	5.1	8.2	7.9				13.150
2 Jacob Moore	313	5.1	6.8	7.2				12.100
3 Markus Shears	319	5.3	7.4	7.2				12.600
4 Paul Juda	308	5.0	8.6	8.5				13.550
5 Cameron Bock	302	5.7	8.6	8.7				14.350

Pommel Score: **65.750** Running Score: **136.550**

Name	D	1	2	3	4	5	nd	AVE
1 Evan Davis	204	4.8	8.8	8.6				13.500
2 Stewart Brown	202	4.2	8.9	9.1				13.200
3 Bennet Huang	208	4.7	8.8	8.6				13.400
4 James Friedman	205	4.4	9.1	8.9				13.400
5 Peyton Hobson	207	5.1	8.9	8.7				13.900

Rings Score: **67.400** Running Score: **200.700**

Name	D	1	2	3	4	5	nd	AVE
1 Anthony Tawfik	321	4.5	8.7	9.0				13.350
2 Thomas Paul	315	4.6	9.0	9.1				13.650
3 James Read	317	5.1	8.6	8.3				13.550
4 Paul Juda	308	5.2	7.8	8.1				13.150
5 Cameron Bock	302	5.3	8.6	8.8				14.000

Rings Score: **67.700** Running Score: **204.250**

Name	D	1	2	3	4	5	nd	AVE
1 Evan Davis	204	4.8	9.4	9.1				14.050
2 James Friedman	205	4.9	9.3	9.4				14.250
3 Amari Sewell	211	5.2	9.0	9.1			-0.1	14.150
4 Stewart Brown	202	5.2	9.2	9.1				14.350
5 Bennet Huang	208	4.9	9.5	9.5				14.400

Vault Score: **71.200** Running Score: **271.900**

Name	D	1	2	3	4	5	nd	AVE
1 Jacob Moore	313	4.8	9.2	9.4				14.100
2 Casey Cummings	305	4.8	9.4	9.6				14.300
3 Paul Juda	308	5.2	8.9	9.2				14.250
4 Cameron Bock	302	5.2	9.4	9.2				14.500
5 Nick Guy	307	4.8	9.3	9.2				14.050

Vault Score: **71.200** Running Score: **275.450**

Name	D	1	2	3	4	5	nd	AVE
1 Peyton Hobson	207	4.7	7.0	7.2				11.800
2 Bennet Huang	208	4.8	8.5	8.3				13.200
3 Evan Davis	204	5.3	6.4	6.6				11.800
4 Carter Tope	214	4.6	7.5	7.9				12.300
5 Stewart Brown	202	5.0	8.8	9.0				13.900

P. Bar Score: **63.000** Running Score: **334.900**

Name	D	1	2	3	4	5	nd	AVE
1 Jacob Moore	313	5.4	6.9	6.8				12.250
2 Virgil Watkins	322	5.1	8.2	8.1				13.250
3 Evgeny Siminiuc	320	5.5	8.3	8.5				13.900
4 Paul Juda	308	5.9	8.3	8.3				14.200
5 Cameron Bock	302	5.9	7.9	7.7				13.700

P. Bar Score: **67.300** Running Score: **342.750**

Name	D	1	2	3	4	5	nd	AVE
1 Bennet Huang	208	4.3	8.6	8.5				12.850
2 Noah Scigliano	210	4.6	7.1	7.0				11.650
3 Alexander Walther	215	4.8	7.8	7.8				12.600
4 Stewart Brown	202	4.5	8.0	8.1				12.550
5 Evan Davis	204	4.6	8.5	8.6				13.150

H. Bar Score: **62.800** Running Score: **397.700**

Name	D	1	2	3	4	5	nd	AVE
1 Thomas Paul	315	5.0	8.6	8.5				13.550
2 Adam Wooten	325	5.3	8.3	8.5				13.700
3 Jacob Moore	313	4.8	8.6	8.3				13.250
4 Paul Juda	308	5.5	8.5	8.4				13.950
5 Cameron Bock	302	5.4	8.4	8.4				13.800

H. Bar Score: **68.250** Running Score: **411.000**

Final Team Score: **397.700**

Final Team Score: **411.000**

All-Arounders

	Brown	Davis	Friedman	Huang
FX	13.650	14.600	13.950	14.100
PH	11.750	13.250	12.500	13.600
SR	13.200	13.500	13.400	13.400
VT	14.350	14.050	14.250	14.400
PB	13.900	11.800	10.700	13.200
HB	12.550	13.150	12.050	12.850
AA	79.400	80.350	76.850	81.550

All-Arounders

	Bock	Juda
14.350	14.250	
14.350	13.550	
14.000	13.150	
14.500	14.250	
13.700	14.200	
13.800	13.950	
84.700	83.350	

Judge's Signatures * FX George Krenk * PH Lance Aberasky * SR Paul Evrat * VT Justin Kreit * PB Nate Dodson * HB Aaron Fortunato

* Head Judge FX PH SR VT PB HB

Steve Jacuk, Mitch Griffin Greg Ditech, Ron Hill Jeff Kelly, Jack Boyle Russ Young, Dave Contreras Eric Smith, Mike Newburger Rich Ellis, John Karmency

Coach's Signature JD Reive

Coach's Signature Kurt Golder

NCAA Gymnastics Score Sheet

Teams: Home Univ. of Minnesota Visitor _____

Date Apr 3, 2021 Place Univ of Nebraska - Pinnacle Bank Arena Attendance 0

Name	D	1	2	3	4	5	nd	AVE	Name	D	1	2	3	4	5	nd	AVE
FLOOR	1	Victor Perez	413	5.1	8.4	8.6			13.600								
	2	Colton Dee	403	5.3	8.3	8.5			13.700								
	3	Garrett Kasiski	408	4.8	6.5	6.2			11.150								
	4	Shane Wiskus	416	5.9	8.9	8.8			14.750								
	5	Mike Moran	411	5.4	8.3	8.2			13.650								

Floor Score: **66.850** Running Score: **66.850** Floor Score: **0.000** Running Score: **0.000**

Name	D	1	2	3	4	5	nd	AVE	Name	D	1	2	3	4	5	nd	AVE
POMMEL	1	Noah Duran	404	5.6	7.0	7.2			12.700								
	2	Henry Meeker	410	4.7	6.6	7.0			11.500								
	3	Mike Moran	411	4.7	7.9	7.9			12.600								
	4	David Pochinka	414	5.1	7.9	7.8			12.950								
	5	Shane Wiskus	416	5.2	8.4	8.0			13.400								

Pommel Score: **63.150** Running Score: **130.000** Pommel Score: **0.000** Running Score: **0.000**

Name	D	1	2	3	4	5	nd	AVE	Name	D	1	2	3	4	5	nd	AVE
RINGS	1	Henry Meeker	410	4.8	7.4	7.7			12.350								
	2	Colton Dee	403	5.1	8.7	8.7			13.800								
	3	Mike Moran	411	4.2	8.4	8.8			12.800								
	4	Shane Wiskus	416	5.5	8.2	8.2			13.700								
	5	Crew Bold	401	4.9	9.1	8.9			13.900								

Rings Score: **66.550** Running Score: **196.550** Rings Score: **0.000** Running Score: **0.000**

Name	D	1	2	3	4	5	nd	AVE	Name	D	1	2	3	4	5	nd	AVE
VAULT	1	Colton Dee	403	4.8	9.1	9.1			13.900								
	2	Garrett Kasiski	408	5.2	8.2	7.7			13.150								
	3	Mike Moran	411	5.3	8.9	9.1			14.300								
	4	Ben Eyles	405	5.2	9.2	9.1		-0.1	14.250								
	5	Shane Wiskus	416	5.2	9.1	9.3			14.400								

Vault Score: **70.000** Running Score: **266.550** Vault Score: **0.000** Running Score: **0.000**

Name	D	1	2	3	4	5	nd	AVE	Name	D	1	2	3	4	5	nd	AVE
P.BAR	1	Victor Perez	413	4.3	8.2	8.3			12.550								
	2	Donte McKinney	409	4.8	8.5	8.3			13.200								
	3	Crew Bold	401	5.2	7.6	7.7			12.850								
	4	Shane Wiskus	416	6.0	8.3	8.5			14.400								
	5	David Pochinka	414	5.7	7.1	7.0			12.750								

P. Bar Score: **65.750** Running Score: **332.300** P. Bar Score: **0.000** Running Score: **0.000**

Name	D	1	2	3	4	5	nd	AVE	Name	D	1	2	3	4	5	nd	AVE
H.BAR	1	Victor Perez	413	4.4	7.1	7.3			11.600								
	2	Ben Eyles	405	3.9	8.6	8.5			12.450								
	3	Donte McKinney	409	4.7	7.8	8.1			12.650								
	4	Crew Bold	401	5.1	7.8	7.8			12.900								
	5	Shane Wiskus	416	5.2	8.8	8.9			14.050								

H. Bar Score: **63.650** Running Score: **395.950** H. Bar Score: **0.000** Running Score: **0.000**

Final Team Score: **395.950**

Final Team Score: **0.000**

All-Arounders

All-Arounders

	Bold	Moran	Wiskus														
FX	10.850	13.650	14.750														
PH	10.400	12.600	13.400														
SR	13.900	12.800	13.700														
VT	13.700	14.300	14.400														
PB	12.850	12.500	14.400														
HB	12.900	12.300	14.050														
AA	74.600	78.150	84.700														

Judge's Signatures * FX _____ * PH _____ * SR _____ * VT _____ * PB _____ * HB _____

* Head Judge George Krenk Lance Aberasky Paul Evrat Justin Kreit Nate Dodson Aaron Fortunato

Steve Jacuk, Mitch Griffin Greg Ditech, Ron Hill Jeff Kelly, Jack Boyle Russ Young, Dave Contreras Eric Smith, Mike Newburger Rich Ellis, John Karmency

Coach's Signature Michael Burns

Coach's Signature Kurt Golder







2021 Big Ten Championships

Event Results - AA

Apr 3, 2021

Page: 1
Printed: 4/3/2021 9:26:11 PM

Men / 10
Session: 1

Rank	Num	Name	Gym							AA
1T	416	Shane Wiskus	Minnesota	14.750	13.400	13.700	14.400	14.400	14.050	84.700
1T	302	Cameron Bock	Michigan	14.350	14.350	14.000	14.500	13.700	13.800	84.700
3	308	Paul Juda	Michigan	14.250	13.550	13.150	14.250	14.200	13.950	83.350
4	208	Bennet Huang	Iowa	14.100	13.600	13.400	14.400	13.200	12.850	81.550
5T	709	Michael Jaroh	Penn State	11.950	13.600	13.150	14.450	13.850	13.400	80.400
5T	621	Jesse Tyndall	Ohio State	14.450	13.050	12.850	13.900	12.450	13.700	80.400
7	204	Evan Davis	Iowa	14.600	13.250	13.500	14.050	11.800	13.150	80.350
8	202	Stewart Brown	Iowa	13.650	11.750	13.200	14.350	13.900	12.550	79.400
9	503	Taylor Christopulos	Nebraska	12.250	12.250	13.700	14.550	12.150	13.550	78.450
10	411	Mike Moran	Minnesota	13.650	12.600	12.800	14.300	12.500	12.300	78.150
11	107	Michael Fletcher	Illinois	13.750	12.250	13.200	14.600	12.400	11.700	77.900
12	118	Logan Myers	Illinois	13.800	11.000	13.150	14.050	12.650	13.100	77.750
13	112	Jordan Kovach	Illinois	13.450	11.300	13.250	13.850	12.800	12.800	77.450
14	601	Justin Ah Chow	Ohio State	13.350	11.950	12.300	14.300	12.700	12.300	76.900
15	205	James Friedman	Iowa	13.950	12.500	13.400	14.250	10.700	12.050	76.850
16	401	Crew Bold	Minnesota	10.850	10.400	13.900	13.700	12.850	12.900	74.600

2021 Big Ten Championships

Event Results - Floor

Apr 3, 2021

Page: 1
Printed: 4/3/2021 9:25:59 PM

Men / 10
Session: 1



Rank	Num	Name	Gym	D	Exec	ND	Score	Out
1	416	Shane Wiskus	Minnesota	5.900	8.850	-.-	14.750	0.000
2T	204	Evan Davis	Iowa	5.300	9.300	-.-	14.600	0.150
2T	115	Connor McCool	Illinois	5.900	8.700	-.-	14.600	0.150
4	621	Jesse Tyndall	Ohio State	5.700	8.750	-.-	14.450	0.300
5	307	Nick Guy	Michigan	5.700	8.700	-.-	14.400	0.350
6	302	Cameron Bock	Michigan	5.500	8.850	-.-	14.350	0.400
7T	607	Kazuki Hayashi	Ohio State	5.400	8.900	-.-	14.300	0.450
7T	717	Robbie Shamp	Penn State	5.500	8.800	-.-	14.300	0.450
9T	104	Josh Cook	Illinois	5.400	8.850	-.-	14.250	0.500
9T	308	Paul Juda	Michigan	5.600	8.650	-.-	14.250	0.500
9T	706	Matt Cormier	Penn State	5.700	8.550	-.-	14.250	0.500
12T	313	Jacob Moore	Michigan	5.500	8.700	-.-	14.200	0.550
12T	212	Kulani Taylor	Iowa	5.600	8.600	-.-	14.200	0.550
14	502	Jake Bonnay	Nebraska	5.600	8.550	-.-	14.150	0.600
15T	105	Max Diab	Illinois	5.400	8.700	-.-	14.100	0.650
15T	208	Bennet Huang	Iowa	5.500	8.600	-.-	14.100	0.650
17*	205	James Friedman	Iowa	5.400	8.550	-.-	13.950	0.800
17*	113	Evan Manivong	Illinois	5.400	8.550	-.-	13.950	0.800
19	722	Kaleb Booth	Penn State	5.400	8.450	-.-	13.850	0.900
20T	118	Logan Myers	Illinois	5.100	8.700	-.-	13.800	0.950
20T	515	Sam Phillips	Nebraska	5.600	8.200	-.-	13.800	0.950
22*	707	Ethan Dick	Penn State	5.300	8.450	-.-	13.750	1.000
22*	107	Michael Fletcher	Illinois	5.300	8.450	-.-	13.750	1.000
24	403	Colton Dee	Minnesota	5.300	8.400	-.-	13.700	1.050
25T	202	Stewart Brown	Iowa	5.200	8.450	-.-	13.650	1.100
25T	411	Mike Moran	Minnesota	5.400	8.250	-.-	13.650	1.100
27T	413	Victor Perez	Minnesota	5.100	8.500	-.-	13.600	1.150
27T	317	James Read	Michigan	5.200	8.400	-.-	13.600	1.150
29	613	Kameron Nelson	Ohio State	5.500	8.000	-.-	13.500	1.250
30	112	Jordan Kovach	Illinois	5.100	8.350	-.-	13.450	1.300
31	601	Justin Ah Chow	Ohio State	5.500	7.850	-.-	13.350	1.400
32	616	Dexter Roettker	Ohio State	5.200	7.900	-.-	13.100	1.650
33	513	Moritz Mueller	Nebraska	5.300	7.700	-.-	13.000	1.750
34	505	Charlie Giles	Nebraska	5.400	7.800	-0.3	12.900	1.850
35	503	Taylor Christopoulos	Nebraska	5.300	6.950	-.-	12.250	2.500
36	713	Brennan Pantazis	Penn State	5.200	7.100	-0.1	12.200	2.550
37	709	Michael Jaroh	Penn State	4.300	7.650	-.-	11.950	2.800
38	408	Garrett Kasiski	Minnesota	4.800	6.350	-.-	11.150	3.600
39	401	Crew Bold	Minnesota	5.000	5.850	-.-	10.850	3.900

2021 Big Ten Championships

Event Results - Pommel

Apr 3, 2021

Page: 1
Printed: 4/3/2021 9:26:01 PM

Men / 10
Session: 1



Rank	Num	Name	Gym	D	Exec	ND	Score	Out
1	302	Cameron Bock	Michigan	5.700	8.650	..	14.350	0.000
2	120	Ian Skirkey	Illinois	5.900	8.400	..	14.300	0.050
3	712	Nick Mock	Penn State	5.800	8.100	..	13.900	0.450
4	606	Trevor Cummings	Ohio State	5.500	8.250	..	13.750	0.600
5T	709	Michael Jaroh	Penn State	5.100	8.500	..	13.600	0.750
5T	208	Bennet Huang	Iowa	5.300	8.300	..	13.600	0.750
7	308	Paul Juda	Michigan	5.000	8.550	..	13.550	0.800
8	506	Cooper Giles	Nebraska	5.200	8.300	..	13.500	0.850
9T	416	Shane Wiskus	Minnesota	5.200	8.200	..	13.400	0.950
9T	702	Jack Baldwin	Penn State	5.400	8.000	..	13.400	0.950
11T	116	Tommy Mistretta	Illinois	5.100	8.250	..	13.350	1.000
11T	517	Mitch Tyndall	Nebraska	5.200	8.150	..	13.350	1.000
13	117	Emanuele Muehlhauser	Illinois	4.900	8.400	..	13.300	1.050
14	204	Evan Davis	Iowa	5.300	7.950	..	13.250	1.100
15*	508	Khalil Jackson	Nebraska	5.100	8.050	..	13.150	1.200
15*	324	David Willett	Michigan	5.100	8.050	..	13.150	1.200
17	619	Luke Smigliani	Ohio State	5.300	7.800	..	13.100	1.250
18	621	Jesse Tyndall	Ohio State	4.600	8.450	..	13.050	1.300
19	414	David Pochinka	Minnesota	5.100	7.850	..	12.950	1.400
20	119	Tyler Schmidt	Illinois	4.700	8.200	..	12.900	1.450
21	511	Evan Kriley	Nebraska	4.900	7.950	..	12.850	1.500
22	505	Charlie Giles	Nebraska	5.400	7.400	..	12.800	1.550
23	404	Noah Duran	Minnesota	5.600	7.100	..	12.700	1.650
24T	411	Mike Moran	Minnesota	4.700	7.900	..	12.600	1.750
24T	319	Markus Shears	Michigan	5.300	7.300	..	12.600	1.750
26	604	Andrew Brower	Ohio State	5.000	7.550	..	12.550	1.800
27	205	James Friedman	Iowa	4.400	8.100	..	12.500	1.850
28	605	Curtis Chang	Ohio State	4.500	7.850	..	12.350	2.000
29*	503	Taylor Christopoulos	Nebraska	4.700	7.550	..	12.250	2.100
29*	107	Michael Fletcher	Illinois	4.700	7.550	..	12.250	2.100
31	313	Jacob Moore	Michigan	5.100	7.000	..	12.100	2.250
32T	707	Ethan Dick	Penn State	4.800	7.200	..	12.000	2.350
32T	206	Drew Helberg	Iowa	4.900	7.100	..	12.000	2.350
34	601	Justin Ah Chow	Ohio State	5.300	6.650	..	11.950	2.400
35	202	Stewart Brown	Iowa	3.200	8.550	..	11.750	2.600
36	410	Henry Meeker	Minnesota	4.700	6.800	..	11.500	2.850
37	203	Addison Chung	Iowa	4.500	6.950	..	11.450	2.900
38	112	Jordan Kovach	Illinois	3.700	7.600	..	11.300	3.050
39	118	Logan Myers	Illinois	4.200	6.800	..	11.000	3.350
40	708	Alex Frack	Penn State	5.300	5.650	..	10.950	3.400
41	401	Crew Bold	Minnesota	3.100	7.300	..	10.400	3.950

2021 Big Ten Championships

Event Results - Rings

Apr 3, 2021

Page: 1
Printed: 4/3/2021 9:26:03 PM

Men / 10
Session: 1



Rank	Num	Name	Gym	D	Exec	ND	Score	Out
1	302	Cameron Bock	Michigan	5.300	8.700	..	14.000	0.000
2T	401	Crew Bold	Minnesota	4.900	9.000	..	13.900	0.100
2T	207	Peyton Hobson	Iowa	5.100	8.800	..	13.900	0.100
4	403	Colton Dee	Minnesota	5.100	8.700	..	13.800	0.200
5T	503	Taylor Christopoulos	Nebraska	4.800	8.900	..	13.700	0.300
5T	416	Shane Wiskus	Minnesota	5.500	8.200	..	13.700	0.300
7	315	Thomas Paul	Michigan	4.600	9.050	..	13.650	0.350
8	108	Daniel Graham	Illinois	5.400	8.200	..	13.600	0.400
9	317	James Read	Michigan	5.100	8.450	..	13.550	0.450
10T	204	Evan Davis	Iowa	4.800	8.700	..	13.500	0.500
10T	519	Dylan Young	Nebraska	4.900	8.600	..	13.500	0.500
12	618	Josh Seltzer	Ohio State	5.300	8.150	..	13.450	0.550
13T	205	James Friedman	Iowa	4.400	9.000	..	13.400	0.600
13T	708	Alex Frack	Penn State	4.500	8.900	..	13.400	0.600
13T	208	Bennet Huang	Iowa	4.700	8.700	..	13.400	0.600
13T	603	Max Andryushchenko	Ohio State	4.900	8.500	..	13.400	0.600
17T	321	Anthony Tawfik	Michigan	4.500	8.850	..	13.350	0.650
17T	719	Nathaniel Warren	Penn State	4.800	8.550	..	13.350	0.650
19	112	Jordan Kovach	Illinois	4.800	8.450	..	13.250	0.750
20T	202	Stewart Brown	Iowa	4.200	9.000	..	13.200	0.800
20T	501	Nikita Bolotsky	Nebraska	4.500	8.700	..	13.200	0.800
20T	107	Michael Fletcher	Illinois	4.900	8.300	..	13.200	0.800
23T	118	Logan Myers	Illinois	4.500	8.650	..	13.150	0.850
23T	709	Michael Jaroh	Penn State	4.900	8.250	..	13.150	0.850
23T	308	Paul Juda	Michigan	5.200	7.950	..	13.150	0.850
26	608	Donovan Hewitt	Ohio State	5.000	8.100	..	13.100	0.900
27*	512	Dylan LeClair	Nebraska	4.700	8.300	..	13.000	1.000
27*	507	Evan Hymanson	Nebraska	4.700	8.300	..	13.000	1.000
29	621	Jesse Tyndall	Ohio State	5.000	7.850	..	12.850	1.150
30T	411	Mike Moran	Minnesota	4.200	8.600	..	12.800	1.200
30T	619	Luke Smigliani	Ohio State	4.600	8.200	..	12.800	1.200
30T	104	Josh Cook	Illinois	5.100	7.700	..	12.800	1.200
33	713	Brennan Pantazis	Penn State	4.200	8.550	..	12.750	1.250
34	615	Tyler Rockwood	Ohio State	4.800	7.850	..	12.650	1.350
35	716	Josh Reinstein	Penn State	4.600	7.850	..	12.450	1.550
36	410	Henry Meeker	Minnesota	4.800	7.550	..	12.350	1.650
37	601	Justin Ah Chow	Ohio State	4.300	8.000	..	12.300	1.700

2021 Big Ten Championships

Event Results - Vault

Apr 3, 2021

Page: 1
Printed: 4/3/2021 9:26:05 PM

Men / 10
Session: 1



Rank	Num	Name	Gym	D	Exec	ND	Score	Out
1	107	Michael Fletcher	Illinois	5.300	9.300	-.	14.600	0.000
2	503	Taylor Christopoulos	Nebraska	5.200	9.350	-.	14.550	0.050
3*	505	Charlie Giles	Nebraska	5.200	9.300	-.	14.500	0.100
3*	302	Cameron Bock	Michigan	5.200	9.300	-.	14.500	0.100
5*	709	Michael Jaroh	Penn State	5.200	9.250	-.	14.450	0.150
5*	113	Evan Manivong	Illinois	5.200	9.250	-.	14.450	0.150
7T	208	Bennet Huang	Iowa	4.900	9.500	-.	14.400	0.200
7T	416	Shane Wiskus	Minnesota	5.200	9.200	-.	14.400	0.200
9	202	Stewart Brown	Iowa	5.200	9.150	-.	14.350	0.250
10T	305	Casey Cummings	Michigan	4.800	9.500	-.	14.300	0.300
10T	601	Justin Ah Chow	Ohio State	5.200	9.100	-.	14.300	0.300
10T	411	Mike Moran	Minnesota	5.300	9.000	-.	14.300	0.300
13*	713	Brennan Pantazis	Penn State	4.900	9.350	-.	14.250	0.350
13*	205	James Friedman	Iowa	4.900	9.350	-.	14.250	0.350
13T	405	Ben Eyles	Minnesota	5.200	9.150	-0.1	14.250	0.350
13T	308	Paul Juda	Michigan	5.200	9.050	-.	14.250	0.350
17T	512	Dylan LeClair	Nebraska	4.800	9.350	-.	14.150	0.450
17*	105	Max Diab	Illinois	5.200	9.050	-0.1	14.150	0.450
17*	211	Amari Sewell	Iowa	5.200	9.050	-0.1	14.150	0.450
20	313	Jacob Moore	Michigan	4.800	9.300	-.	14.100	0.500
21T	722	Kaleb Booth	Penn State	4.800	9.350	-0.1	14.050	0.550
21*	307	Nick Guy	Michigan	4.800	9.250	-.	14.050	0.550
21*	118	Logan Myers	Illinois	4.800	9.250	-.	14.050	0.550
21*	204	Evan Davis	Iowa	4.800	9.250	-.	14.050	0.550
25	115	Connor McCool	Illinois	4.800	9.150	-.	13.950	0.650
26*	621	Jesse Tyndall	Ohio State	4.800	9.100	-.	13.900	0.700
26*	403	Colton Dee	Minnesota	4.800	9.100	-.	13.900	0.700
26T	511	Evan Kriley	Nebraska	5.200	8.800	-0.1	13.900	0.700
29T	607	Kazuki Hayashi	Ohio State	4.800	9.150	-0.1	13.850	0.750
29T	112	Jordan Kovach	Illinois	4.800	9.050	-.	13.850	0.750
29T	608	Donovan Hewitt	Ohio State	5.200	8.950	-0.3	13.850	0.750
32	519	Dylan Young	Nebraska	4.800	9.000	-.	13.800	0.800
33	401	Crew Bold	Minnesota	4.800	8.900	-.	13.700	0.900
34	701	Michael Artlip	Penn State	4.800	8.650	-0.1	13.350	1.250
35	706	Matt Cormier	Penn State	5.200	8.150	-0.1	13.250	1.350
36	408	Garrett Kasiski	Minnesota	5.200	7.950	-.	13.150	1.450
37	616	Dexter Roettker	Ohio State	4.800	8.300	-.	13.100	1.500

2021 Big Ten Championships

Event Results - P Bars

Men / 10
Session: 1

Apr 3, 2021



Rank	Num	Name	Gym	D	Exec	ND	Score	Out
1	416	Shane Wiskus	Minnesota	6.000	8.400	..	14.400	0.000
2	308	Paul Juda	Michigan	5.900	8.300	..	14.200	0.200
3T	202	Stewart Brown	Iowa	5.000	8.900	..	13.900	0.500
3T	320	Evgeny Siminiuc	Michigan	5.500	8.400	..	13.900	0.500
5	709	Michael Jaroh	Penn State	4.700	9.150	..	13.850	0.550
6	302	Cameron Bock	Michigan	5.900	7.800	..	13.700	0.700
7	511	Evan Kriley	Nebraska	4.900	8.750	..	13.650	0.750
8	617	Domenic Sciulli	Ohio State	5.000	8.400	..	13.400	1.000
9	322	Virgil Watkins	Michigan	5.100	8.150	..	13.250	1.150
10*	604	Andrew Brower	Ohio State	4.800	8.400	..	13.200	1.200
10*	409	Donte McKinney	Minnesota	4.800	8.400	..	13.200	1.200
10*	208	Bennet Huang	Iowa	4.800	8.400	..	13.200	1.200
13*	712	Nick Mock	Penn State	4.400	8.700	..	13.100	1.300
13*	512	Dylan LeClair	Nebraska	4.400	8.700	..	13.100	1.300
13T	519	Dylan Young	Nebraska	4.700	8.400	..	13.100	1.300
16	707	Ethan Dick	Penn State	4.900	8.100	..	13.000	1.400
17T	706	Matt Cormier	Penn State	4.900	7.950	..	12.850	1.550
17T	510	Dillan King	Nebraska	5.000	7.850	..	12.850	1.550
17T	401	Crew Bold	Minnesota	5.200	7.650	..	12.850	1.550
20T	112	Jordan Kovach	Illinois	4.800	8.000	..	12.800	1.600
20T	714	Andres Perez Gines	Penn State	5.500	7.300	..	12.800	1.600
22	414	David Pochinka	Minnesota	5.700	7.050	..	12.750	1.650
23	601	Justin Ah Chow	Ohio State	5.200	7.500	..	12.700	1.700
24	118	Logan Myers	Illinois	4.600	8.050	..	12.650	1.750
25	413	Victor Perez	Minnesota	4.300	8.250	..	12.550	1.850
26	411	Mike Moran	Minnesota	5.000	7.500	..	12.500	1.900
27	621	Jesse Tyndall	Ohio State	5.500	6.950	..	12.450	1.950
28	107	Michael Fletcher	Illinois	5.100	7.300	..	12.400	2.000
29	214	Carter Tope	Iowa	4.600	7.700	..	12.300	2.100
30	313	Jacob Moore	Michigan	5.400	6.850	..	12.250	2.150
31	503	Taylor Christopoulos	Nebraska	5.000	7.150	..	12.150	2.250
32T	603	Max Andryushchenko	Ohio State	4.700	7.300	..	12.000	2.400
32T	507	Evan Hymanson	Nebraska	5.600	6.400	..	12.000	2.400
34T	207	Peyton Hobson	Iowa	4.700	7.100	..	11.800	2.600
34T	204	Evan Davis	Iowa	5.300	6.500	..	11.800	2.600
36	108	Daniel Graham	Illinois	4.700	6.650	..	11.350	3.050
37	106	Joel Diaz	Illinois	4.200	6.550	..	10.750	3.650
38	205	James Friedman	Iowa	3.700	7.000	..	10.700	3.700

2021 Big Ten Championships

Event Results - H Bar

Apr 3, 2021

Page: 1
Printed: 4/3/2021 9:26:09 PM

Men / 10
Session: 1



Rank	Num	Name	Gym	D	Exec	ND	Score	Out
1	416	Shane Wiskus	Minnesota	5.200	8.850	..	14.050	0.000
2	308	Paul Juda	Michigan	5.500	8.450	..	13.950	0.100
3T	515	Sam Phillips	Nebraska	5.200	8.600	..	13.800	0.250
3T	302	Cameron Bock	Michigan	5.400	8.400	..	13.800	0.250
5T	325	Adam Wooten	Michigan	5.300	8.400	..	13.700	0.350
5T	621	Jesse Tyndall	Ohio State	5.400	8.300	..	13.700	0.350
7T	503	Taylor Christopulos	Nebraska	4.900	8.650	..	13.550	0.500
7T	315	Thomas Paul	Michigan	5.000	8.550	..	13.550	0.500
9	709	Michael Jaroh	Penn State	4.900	8.500	..	13.400	0.650
10	313	Jacob Moore	Michigan	4.800	8.450	..	13.250	0.800
11	507	Evan Hymanson	Nebraska	4.800	8.400	..	13.200	0.850
12	204	Evan Davis	Iowa	4.600	8.550	..	13.150	0.900
13T	118	Logan Myers	Illinois	4.500	8.600	..	13.100	0.950
13T	617	Domenic Sciulli	Ohio State	4.800	8.300	..	13.100	0.950
15T	707	Ethan Dick	Penn State	4.300	8.700	..	13.000	1.050
15T	622	Paul Burney	Ohio State	4.800	8.200	..	13.000	1.050
17	104	Josh Cook	Illinois	3.900	9.050	..	12.950	1.100
18	401	Crew Bold	Minnesota	5.100	7.800	..	12.900	1.150
19T	208	Bennet Huang	Iowa	4.300	8.550	..	12.850	1.200
19T	502	Jake Bonnay	Nebraska	4.500	8.350	..	12.850	1.200
21T	112	Jordan Kovach	Illinois	3.900	8.900	..	12.800	1.250
21T	510	Dillan King	Nebraska	5.100	7.700	..	12.800	1.250
23	714	Andres Perez Gines	Penn State	5.000	7.750	..	12.750	1.300
24*	708	Alex Frack	Penn State	4.900	7.800	..	12.700	1.350
24*	706	Matt Cormier	Penn State	4.900	7.800	..	12.700	1.350
26	409	Donte McKinney	Minnesota	4.700	7.950	..	12.650	1.400
27	215	Alexander Walther	Iowa	4.800	7.800	..	12.600	1.450
28	202	Stewart Brown	Iowa	4.500	8.050	..	12.550	1.500
29T	405	Ben Eyles	Minnesota	3.900	8.550	..	12.450	1.600
29T	113	Evan Manivong	Illinois	4.700	7.750	..	12.450	1.600
31T	411	Mike Moran	Minnesota	4.200	8.100	..	12.300	1.750
31T	601	Justin Ah Chow	Ohio State	5.000	7.300	..	12.300	1.750
33	603	Max Andryushchenko	Ohio State	4.600	7.650	..	12.250	1.800
34	205	James Friedman	Iowa	3.900	8.150	..	12.050	2.000
35	107	Michael Fletcher	Illinois	4.400	7.300	..	11.700	2.350
36	210	Noah Scigliano	Iowa	4.600	7.050	..	11.650	2.400
37T	413	Victor Perez	Minnesota	4.400	7.200	..	11.600	2.450
37T	509	Griffin Kehler	Nebraska	4.500	7.100	..	11.600	2.450