



April 29-30, 2021

IOWA Track & Field 2021 Notes



TRACK & FIELD CONTACT: RYAN CLEVINGER | EMAIL: RYAN-CLEVINGER@HAWKEYESPORTS.COM | Phone: 319-335-9411 | hawkeyesports.com

2021 IOWA TRACK & FIELD OUTDOOR SCHEDULE

Date	Meet
Mar. 26-27	at B1G Invite #1 (Bloomington, Ind.)
Apr. 2-3	at B1G Florida Invite (Jacksonville, Fla.)
Apr. 9	at B1G Invite #2 (Bloomington, Ind.)
Apr. 16-17	at B1G Invite #3 (Bloomington, Ind.) at B1G Texas Invite (Houston, Texas)
Apr. 23-24	at Fighting Illini B1G Relays (Champaign, Ill.)
May 1	at Billy Hayes Invite (Bloomington, Ind.)
May 8	at Wisconsin Twilight (Madison, Wis.)
May 14-16	at B1G Championships (Champaign, Ill.)
May 27-29	at NCAA Regional Championships (College Station, Texas)
June 9-12	at NCAA Championships (Eugene, Ore.)

IOWA COACHING STAFF

- Joey Woody**
Director of Track & Field/Cross Country
- Randy Hasenbank**
Associate Head Cross Country Coach
Assistant Track & Field Coach
- Clive Roberts**
Associate Head Coach
- Jason Wakenight**
Assistant Coach, Director of Recruiting
- Eric Werskey**
Assistant Coach/Throws
- Paige Knodle**
Assistant Coach
- Kate Wakenight**
Director of Operations

THIS WEEK

The University of Iowa track and field team travels to Bloomington, Indiana, to compete at the Billy Hayes Invitational on Friday and Saturday. Iowa's competition begins Friday with the men's 3,000 meter steeplechase 6:45 p.m. (CT). Competition begins Saturday with the women's hammer throw at noon (CT). A full schedule of events and a link to live results is located at hawkeyesports.com/tracklive.

USTFCCCA TEAM RANKINGS

The Hawkeye women are ranked No. 26 in the April 19 USTFCCCA Rating Index. The Hawkeyes are the second highest ranked Big Ten women's team and check in at No. 5 in the Midwest Region. The Hawkeye men are ranked No. 30 in the nation and No. 1 in the Midwest. Iowa is the highest ranked men's team in the Big Ten.

USTFCCCA EVENT SQUAD

The Hawkeyes have eight events ranked in the April 26 USTFCCCA Event Squad Ratings. The events include the nation's top-ranked women's discus squad and men's 110-meter hurdles group. The other events include No. 2 women's shot put, No. 4 men's 400 hurdles, No. 4 men's discus, No. 6 women's hurdles, No. 6 men's long jump, and No. 9 women's hammer.

WHAT 2: WATCH 4: JAMAL BRITT

Jamal Britt was one of two Hawkeyes that headed to the Drake Relays last weekend to compete in the 110 hurdles. Britt brought home the bronze medal in the "Journey to Gold" 110 hurdles with a career best 13.45. The time was a career best by .07 seconds and ranks second all-time in program history. Britt's time also ranks first in the Big Ten and first in the NCAA West Region. Britt is competing in the 110 hurdles and the 400 hurdles this weekend. He has improved his 110 hurdles time in every meet he has competed this season, including marks of 13.68, 13.52 and 13.45. He has moved from sixth, to third, to second on Iowa's all-time top 10 list.

WHAT 2: WATCH 4: CLARE PITCHER

Clare Pitcher finished seventh in the 800 meters at the Fighting Illini Big Ten Relays with a career best 2:08.64. This time was an improvement by almost three seconds from the prior weekend and a career best by almost a full second. Pitcher is currently ranked 14th in the Big Ten in the event. Pitcher is competing in the 800 meters and the 4x400 meter relay this weekend.

WHAT 2: WATCH 4: WAYNE LAWRENCE JR.

Wayne Lawrence, Jr. brought home two gold medals in the 200 meters and the 400 meters last weekend at the Fighting Illini Big Ten Relays. Lawrence won the 200 meters with a career best 20.71, a time that ties for 10th on Iowa's all-time top 10 list. Lawrence currently ranks third in the Big Ten and 13th in the NCAA West Region in the 200 meters. Lawrence won the 400 meters last week with a time of 46.72. Lawrence's season best ranks first in the Big Ten and 13th in the NCAA West Region. Lawrence is competing in the 200 meters, 400 meters, and the 4x400 meter relay this weekend.

WHAT 2: WATCH 4: TIONNA TOBIAS

Tionna Tobias finished seventh in the 200 meters last weekend at the Fighting Illini Big Ten Relays. Tobias recorded a career best time of 24.43. Tobias improved her time by over two tenths of a second. Tobias's time moves her to 20th in the Big Ten. Tobias also finished seventh in the long jump with a mark of 5.73 meters. Tobias is competing in the 200 meters, 100 hurdles, and the 4x100 meter relay this weekend.

WHAT 2: WATCH 4: NATHAN MYLENEK

Nathan Mylenek finished ninth last weekend in the 1500 meters at the Fighting Illini Big Ten Relays with a time of 3:50.58. Mylenek is coming off of a career best performance in the 5,000 meters at the Big Ten Invite #3, where he finished seventh with a time of 13:54.15. On April 2, Mylenek made his outdoor season debut in the 3,000 meter steeplechase. The current school record holder (8:38.53) in the event brought home gold with a time of 8:50.26. Mylenek's time is currently first in the Big Ten and 13th in the NCAA West Region. Mylenek is competing in the 1500 meters and the 3,000 meter steeplechase this weekend.



WHAT 2: WATCH 4: EMMA GORDON

Emma Gordon continued her incredible outdoor campaign with another career best in the 800 meters at the Fighting Illini Big Ten Relays. Gordon won her section and finished 19th overall with a career best time of 2:15.21. Gordon has posted career bests in four events over her last three meets. Gordon’s 1500 and 800-meter career bests rank 33rd and 51st in the Big Ten. Gordon is competing in the 1500 meters this weekend.

WHAT 2: WATCH 4: ELIJAH BARNES

Elijah Barnes last competed in the shot put and discus throw at the Husker Big Ten Invite on April 16-17. Barnes finished fourth in the shot put with a season’s best mark of 17.80 meters. Barnes finished 14th in the discus throw with a career best mark of 46.50 meters. Barnes’s mark in the shot put currently ranks ninth in the Big Ten and 35th in the NCAA West Region. Barnes will be competing in the shot put and the discus throw this weekend.

WHAT 2: WATCH 4: SERENA BROWN

Serena Brown last competed in the discus throw at the Husker Big Ten Invite where she brought home the gold with a mark of 55.80 meters. Brown’s career best came at the B1G Florida Invitational where she finished second with a mark of 57.44 meters. This throw ranks third on Iowa’s all-time top 10 list, second in the Big Ten and eighth in the NCAA West Region. Brown is competing in the discus throw this weekend.

BIG TEN HONORS

Senior Laulauga Tausaga has been awarded Big Ten Field Athlete of the Week two times this season. She swept the shot put and discus events at the Big Ten North Florida Invitational on April 2-3. She won the shot put with a throw of 17.94 meters, then the No. 1 mark in the country. She won the discus with a mark of 59.24 meters. She also swept the discus and shot put events at the Big Ten Invite #1 on March 26-27. Her discus mark of 60.81 meters leads the country. Junior Jamal Britt was named men’s track athlete of the week after setting career bests in the 110-meter hurdles and 200 meters at the Big Ten Invite #1. He won the 110-meter hurdles in 13.68, a mark that ranked sixth all-time in program history at the time. He ran the 200 in 21.22.

REIGNING BIG TEN OUTDOOR CHAMPIONS

The Iowa men’s track and field team won the 2019 Big Ten Outdoor Track & Field Championships on its home track in Iowa City, Iowa. The Hawkeyes claimed their fourth program title, and as defending Big Ten Outdoor champions (2019) and the reigning 2019 indoor champions, are among the favorites to win it again. The last Big Ten men’s team to win consecutive outdoor championships was Minnesota in 2009-10.

2021 BIG TEN INDOOR CHAMPIONSHIPS WRAP UP

The Hawkeye men won the 2021 Big Ten Indoor Championships with a school record 119 points. It was Iowa’s first outright Big Ten Indoor Championship since 1929. The men won two gold medals including James Carter in the long jump and Peyton Haack in the heptathlon. The women placed third with a total of 75 points, matching the highest finish in program history. Paige Magee won gold in the 60-meter hurdles.

2021 OUTDOOR SEASON LEADERS

MEN


100 Meters	Austin Kresley	10.44
110-Meter Hurdles	Jamal Britt	13.45
200 Meters	Wayne Lawrence, Jr.	20.71
400 Meters	Wayne Lawrence, Jr.	46.14
400-Meter Hurdles	Jamal Britt	51.43
800 Meters	Tysen VanDraska	1:49.36
1,500 Meters	Kal Lewis	3:43.32
3,000 Meters	Nick Trattner	8:17.67
3,000 Steeplechase	Nathan Mylenek	8:50.26
5,000 Meters	Nathan Mylenek	13:54.15
10,000 Meters	Daniel Soto	28:48.18
400-Meter Relay	McConico, Woodard, Kresley, Reed	39.85
1,600-Meter Relay	Lawrence, Jr., Woodard, Olson, Gillum	3:09.18
3,200-Meter Relay	Hoffman, Olson, Still, VanDraska	7:29.81
High Jump	Zack Pluff	6-9 3/4 (2.08m)
Pole Vault	Will Daniels	15-5 (4.70m)
Long Jump	James Carter	25-5 1/4 (7.75m)
Triple Jump	James Carter	54-2 3/4 (16.53m)
Shot Put	Elijah Barnes	58-4 3/4 (17.80m)
Discus	Jordan Johnson	189-5 (57.74m)
Hammer Throw	Tyler Lienau	194-1 (59.17m)
Javelin	Austin West	193-0 (58.82m)
Decathlon	Will Daniels	7,649 points

WOMEN

100 Meters	LaSarah Hargrove	11.74
100-Meter Hurdles	Jenny Kimbro	13.42
200 Meters	LaSarah Hargrove	23.76
400 Meters	Cortney Strohmman	54.47
400-Meter Hurdles	Jenny Kimbro	59.25
800 Meters	Mallory King	2:08.01
1,500 Meters	Mallory King	4:28.42
3,000 Meters	Kelli Tosic	9:54.05
5,000 Meters	Emma Gordon	17:07.07
10,000 Meters	Kello Tosic	36:00.48
400-Meter Relay	Christian, Tobias, Strohmman, Saunders	46.45
1,600-Meter Relay	King, Strohmman, Saunders, Roberts	3:40.71
High Jump	Dallyssa Huggins	5-7 (1.70m)
Long Jump	Tionna Tobias	19-11 (6.07m)
Triple Jump	Kayla Hutchins	41-10 (12.75m)
Shot Put	Laulauga Tausaga	58-10 1/4 (17.94m)
Discus	Laulauga Tausaga	199-6 (60.81m)
Javelin	Marissa Mueller	131-9 (40.15m)
Hammer Throw	Amanda Howe	201-2 (61.31m)
Heptathlon	Jenny Kimbro	* 5,679 points

* -- school record

OUTDOOR ALL-TIME TOP 10 PERFORMERS



Jeremy Allen




Justin Austin



Matt Byers



Troy Doris



William Dougherty



Mar'Yea Harris



Jeffery Herron

100 Meters

- Justin Austin, 2011 10.21
- O'Shea Wilson, 2017 10.22
- George Page, 1996 10.25
- James Harrington, 2015..... 10.26
- Anthuan Maybank, 1994 10.31
- Tim Dwight, 1997 10.31
- Josh Larney, 2013 10.31
- Vinnie Saucer, Jr., 2015 10.31
- Antonio Woodard, 2018..... 10.34**
- Bob Lawson, 1976 10.36

110-Meter High Hurdles

- Aaron Mallett, 2017..... 13.24
- Jamal Britt, 2021 13.45**
- Pat McGhee, 1989 13.50
- Jaylan McConico, 2021..... 13.56**
- Dion Trowers, 1996..... 13.62
- Ronnie McCoy, 1985 13.66
- Ethan Holmes, 2011 13.73
- Jordan Mullen, 2013..... 13.76
- Chris Douglas, 2018..... 13.76
- Anthony Williams, 2019 13.81

200 Meters

- Justin Austin, 2011 20.31
- Jeff Patrick, 1983 20.47
- James Harrington, 2015..... 20.50
- Karayme Bartley, 2019..... 20.51
- Anthuan Maybank, 1994 20.55
- Victor Green, 1984 20.60
- Antonio Woodard, 2018..... 20.61**
- Andre Morris, 1995 20.64
- George Page, 1996 20.67
- Collin Hofacker, 2017..... 20.71
- Wayne Lawrence, Jr., 2021 20.71**

400 Meters

- Mar'yea Harris, 2018 44.94
- Anthuan Maybank, 1993 44.99
- Andre Morris, 1995 45.15
- Mike Mondane, 1967 45.20
- Wayne Lawrence, Jr., 2019 45.33**
- Steven Willey, 2010 45.78
- Karayme Bartley, 2019..... 45.80
- DeJuan Frye, 2018 46.17
- Gary Hollingsworth, 1963..... 46.30
- Harold Leonard, 1986..... 46.45

400-Meter Hurdles

- Pat McGhee, 1988 48.83
- Monte Raymond, 1998..... 50.09
- Ray Varner, 2010..... 50.24
- Chris Douglas, 2019..... 50.32
- Paul Steele, 1989 50.45
- Russell Peterson, 2001 50.50
- Ethan Holmes, 2013 50.51
- Adam Kunkel, 2001..... 50.73
- Jon Reimer, 1967 50.94
- Noah Larrison, 2016 50.94

800 Meters

- Erik Sowinski, 2012..... 1:45.90
- Matt Manternach, 2019 1:46.93
- Carter Lilly, 2016..... 1:46.95
- Bill Frazier, 1962 1:47.64
- D'Juan Strozier, 1990 1:47.82
- Adam Hairston, 2011..... 1:48.10
- Tysen VanDraska, 2019 1:48.52**
- Will Teubel, 2015..... 1:48.60
- Nolan Teubel, 2019..... 1:48.75
- Michael Layne, 1999..... 1:49.61

1,500 Meters

- Jeff Thode, 2010 3:43.02
- Kal Lewis, 2021 3:43.32**
- Joel Moeller, 1978 3:44.01
- Jim Docherty, 1978..... 3:44.30
- Nathan Mylenek, 2019..... 3:44.49**
- Sam Fourman, 2015 3:44.50
- Michael Melchert, 2018 3:44.59
- Adam Jones, 2017 3:45.48
- Dan Waters, 1986 3:46.35
- Kevin Herd, 1994 3:46.64

3,000-Meter Steeplechase

- Nathan Mylenek, 2019..... 8:38.53**
- Deacon Jones, 1956..... 8:47.40
- Steve Pershing, 1978 8:54.59
- Andy Morris, 2000..... 8:56.21
- Matt Gerard, 1994 8:57.01
- Andy Napier, 2008 8:57.54
- Rollie Kitt, 1967 9:02.90
- Al Greene, 1985..... 9:02.96
- Tony Rakaric, 2005..... 9:03.29
- Mark Battista, 2010 9:04.60

5,000 Meters


- Micah VanDenend, 2007 13:49.31
- Nathan Mylenek, 2021..... 13:54.15**
- Larry Wiczorek, 1968 13:56.00
- Kevin Herd, 1993 13:59.00
- Stetson Steele, 2000..... 14:02.76
- Kevin Lewis, 2014 14:02.78
- Eric MacTaggart, 2005 14:04.79
- Dan Haut, 2006..... 14:07.30
- Jesse Luciano, 2010 14:08.71
- Adam Jones, 2017 14:11.52




Gabe Hull



Aaron Mallett



Anthuan Maybank




Pat McGhee


OUTDOOR ALL-TIME TOP 10 PERFORMERS



Nathan Mylenek



Erik Sowinski



Stetson Steele



Jeff Thode



Micah VanDenend



Todd Wigginton



Arno
van der Westhuizen

10,000 Meters

1. Stetson Steele, 2000..... 28:44.47
2. **Daniel Soto, 2021****28:48.18**
3. Eric MacTaggart, 2006..... 28:50.23
4. Kevin Lewis, 2015..... 28:59.62
5. Nick Nordheim, 2002..... 29:44.71
6. Trent Corey, 2002..... 29:45.25
7. Ian Eklin, 2017..... 29:47.06
8. Chad Schwitters, 1999..... 29:56.00
9. **Noah Healy, 2021**.....**29:56.30**
10. Luke Sampson, 2018..... 29:58.47

Decathlon

1. William Dougherty, 2018..... 7,673 pts
2. **Will Daniels, 2021**.....**7,649 pts**
3. **Peyton Haack, 2021**.....**7,458 pts**
4. **Austin West, 2021**.....**7,300 pts**
5. Kyle Reid, 2013..... 7,203 pts
6. Jack Eckert, 2015..... 7,087 pts
7. Dan Rolling, 2010..... 6,957 pts
8. Scott Faber, 2000..... 6,839 pts
9. Ryan Niver, 2008..... 6,837 pts
10. Chad Ohly, 1994..... 6,641 pts

High Jump

1. Jeffery Herron, 2012..... 7-4 1/4 (2.24)
2. Bill Hansen, 1978..... 7-4 (2.23)
Bill Knoedel, 1975..... 7-4 (2.23)
4. Kevin Spejcher, 2014..... 7-2 1/2 (2.20)
5. M. Cunningham, 1986..... 7-1 (2.16)
Kenneth Lansing, 1988..... 7-1 (2.16)
Jay Hunt, 2019..... 7-1 (2.16)
8. Pat Meade, 1987..... 7-0 1/4 (2.14)
9. Graham Valdes, 2012..... 6-11 3/4 (2.12)
10. Peter Hlavin, 1979..... 6-11 (2.11)
Scott Hudek, 1993..... 6-11 (2.11)
Jeremy Petsche, 2008..... 6-11 (2.11)
Brandon Oest, 2012..... 6-11 (2.11)

Pole Vault

1. Todd Wigginton, 1984..... 17-0 (5.18)
2. Chad Ohly, 1994..... 16-8 3/4 (5.10)
Kyle Reid, 2013..... 16-8 3/4 (5.10)
4. Curt Broek, 1978..... 16-8 (5.08)
5. Andy Jatis, 2018..... 16-7 1/2 (5.07)
6. Phil Wertman, 1971..... 16-7 (5.05)
Kelly Scott, 1988..... 16-7 (5.05)
8. **Peyton Haack, 2019**..... **16-4 3/4 (5.00)**
9. John Teffer, 1972..... 16-2 (4.93)
10. Alex Zona, 2009..... 16-0 3/4 (4.90)

Long Jump

1. Anthuan Maybank, 1993..... 27-1 (8.25)
2. Bashir Yamini, 1997..... 26-8 1/4 (8.13)
3. Paul Jones, 1989..... 25-10 1/4 (7.88)
4. Darren Smith, 1991..... 25-9 3/4 (7.86)
5. Quinn Early, 1986..... 25-7 1/4 (7.80)
6. O'Shea Wilson, 2017..... 25-5 1/4 (7.75)
James Carter, 2021..... **25-5 1/4 (7.75)**
8. Ed Gordon, 1931..... 25-4 3/8 (7.68)
9. Matty Gorman, 2006..... 25-1 1/4 (7.65)
10. Ronnie McCoy, 1985..... 25-0 (7.62)

Triple Jump

1. Troy Doris, 2012..... 54-8 (16.66)
2. **James Carter, 2021**..... **54-2 3/4 (16.53)**
3. Babatunde Amosu, 2015..... 53-10 (16.15)
4. Paul Jones, 1990..... 53-9 (16.38)
5. Antwon James, 2017..... 52-4 1/2 (15.96)
6. Klyvens Delaunay, 2013... 52-2 1/2 (15.91)
7. Gordon Finch, 1988..... 50-9 1/4 (15.47)
8. Mike Lacy, 1984..... 50-5 (15.36)
9. Pat Miller, 1985..... 49-8 1/2 (15.25)
10. Matty Gorman, 2008..... 49-2 1/2 (15.00)

Shot Put

1. Jeremy Allen, 2001..... 63-2 3/4 (19.27)
2. Reno Tuufuli, 2018..... 62-10 3/4 (19.17)
3. Ken Kemeny, 2005..... 62-3 (18.97)
4. Shane Maier, 2006..... 62-2 1/4 (18.95)
5. Andy Banse, 2005..... 61-11 1/2 (18.88)
6. John Hickey, 2008..... 61-9 1/2 (18.83)
7. Avery Meyers, 2017..... 60-4 (18.39)
8. Chris Gambol, 1987..... 60-0 1/2 (18.30)
9. A.J. Curtis, 2008..... 59-8 1/4 (18.19)
10. Gabe Hull, 2014..... 59-4 1/4 (18.09)

Discus

1. Gabe Hull, 2014..... 207-1 (63.11)
2. Reno Tuufuli, 2019..... 205-2 (62.54)
3. A.J. Curtis, 2007..... 202-11 (61.84)
4. Gary Kostrubala, 1986..... 202-4 (61.68)
5. Jeremy Allen, 2001..... 195-4 (59.54)
6. Tim Brodersen, 2005..... 193-6 (58.98)
7. **Jordan Johnson, 2021**.....**189-5 (57.74)**
8. Avery Meyers, 2017..... 185-8 (56.61m)
9. Brad Daufeldt, 2004..... 185-0 (56.40)
10. Nick Brayton, 2009..... 180-11 (55.15)

Hammer

1. A. van der Westhuizen, 2001 222-11 (67.94)
2. Adam Hamilton, 2007..... 222-2 (67.73)
3. Jim Costello, 2002..... 217-7 (66.32)
4. Brad Daufeldt, 2004..... 207-10 (63.34)
5. Chris Voller, 2005..... 206-0 (62.80)
6. Matt Banse, 2012..... 201-11 (61.55)
7. Jeremy Allen, 2001..... 199-0 (60.66)
8. Ben Stancombe, 2011..... 197-6 (60.20)
9. **Tyler Lienau, 2021**.....**194-1 (59.17)**
10. **Jordan Johnson, 2021**.....**184-9 (56.32)**

Javelin

1. Matt Byers, 2011..... 245-8 (74.89)
2. Bill Neumann, 2002..... 244-8 (74.58)
3. Dan Ralph, 2000..... 227-10 (69.44)
4. Sam Joens, 2015..... 211-5 3/4 (64.45)
5. Zach Schimp, 2010..... 211-0 (64.32)
6. Alex Balke, 2016..... 205-11 (62.77)
7. Kale Katt, 2007..... 204-0 (62.17)
8. Joel Storm, 2004..... 203-5 (62.01)
9. Matt Stank, 2001..... 199-0 (60.66)
10. **Austin West, 2021**.....**193-0 (58.82m)**

MEN'S ALL-TIME TOP 10 RELAYS

400-Meter Relay

1. Brissett, Wilson, Thompson, Mallett, 201739.12
2. Hofacker, **Woodard, Lawrence Jr.**, Bartley, 201939.17
3. Mincy, Wilson, Harrington, Brown, 201439.19
4. Mincy, Austin, E. Holmes, Larney, 201339.31
5. Saucer, Jr., Brissett, Harrington, Mallett, 201639.44
6. Brissett, Wilson, **Woodard**, Mallett, 201739.46
7. Beecham, Duckett, Greer, R. Smith, 198439.48
8. Mallett, Wilson, Ogwo, Harris, 201739.49
9. **Woodard**, Wilson, Hofacker, Harris, 201839.51
10. Brissett, Harris, Harrington, Mallett, 201639.53

Shuttle Hurdle Relay

1. McGhee, Armstrong, Falls, Stelle, 198957.80
2. Wigginton, Jones, Lacey, McCoy, 198559.77
3. Williams, **Haack, Braverman, McConico, 2019** **1:01.14**
4. 19751:05.20

800-Meter Relay

1. James, Mallett, Harris, B. Thompson, 20171:23.02
2. B. Thompson, Brissett, Harrington, Ganschow, 20161:23.36
3. B. Thompson, Ganschow, **Frye**, Hofacker, 20171:23.73
4. Richardson, Sayon, Richards, Chaney, Jr., 20091:24.85
5. Harrington, VanCleave, Wilson, Mallett, 20141:24.86
6. Austin, Brown, Larney, VanCleave, 20131:25.60
7. Wilson, Sorrells, Douglas, Williams, 20181:25.87
8. Barclay, McCalister, Jensen, Elliott, 19791:26.39
9. Sorrells, **Braverman**, Douglas, **Haack**, 20191:28.29
10. Thomas, Balkrishnan, Patterson, Freidrich 19911:28.38

1,600-Meter Relay

1. **Lawrence Jr., Woodard**, Bartley, Harris, 20193:00.14
2. **Frye**, Harris, Hofacker, Ogwo, 20173:01.91
3. **Frye**, Ogwo, Hofacker, Harris, 20173:02.57
4. **Lawrence Jr., Woodard**, Hofacker, Harris, 20193:03.10
5. Morris, Davis, Page, Rozell, 19953:03.11
6. Branch, Dwight, Dodge, Yamini, 19993:03.29
7. **Frye, Woodard**, Hofacker, Harris, 20183:03.69
8. Ogwo, Harris, **Hofacker, Lilly**, 20173:03.78
9. Ferree, Frazier, Mondane, Reimer, 19673:04.10
10. Hofacker, **Woodard, Frye**, Harris, 20183:04.38

Sprint Medley Relay

1. McCorkle, Jones, Chung, Strozier, 19903:15.64
2. Sayon, Austin, Willey, Sowinski, 20113:16.18
3. Richards, Larney, Davey, Sowinski, 20123:17.25
4. Richardson, Richards, Willey, Sowinski, 20103:17.74
5. Hofacker, **Woodard**, Harris, **VanDraska**, 20183:18.11
6. Saucer, Jr., Brissett, Harris, Lilly, 20163:18.53
7. Hofacker, **Woodard**, Harris, Lilly, 20173:18.73
8. Armstrong, Thomas, Maybank, Strozier, 19913:18.93
9. Yamini, Davis, Dodge, Donovan, 19993:19.87
10. Richards, Chaney, Jr., Barton, Hairston, 20093:20.05

3,200-Meter Relay

1. Schum, Christensen, Steffen, Criswell, 19717:18.60
2. **VanDraska, Still**, Teubel, Lilly, 20197:22.50
3. Hairston, Prom, Thode, Sowinski, 20117:23.77
4. Manternach, **VanDraska**, W. Teubel, Lilly, 20177:24.77
5. Melchert, Manternach, N. Teubel, Lilly, 20187:28.37
6. Corrigan, Blackman, Strozier, Chambers, 19897:29.00
7. **Hoffman, Olson, Still, VanDraska, 2021** **7:29.81**
7. Melchert, Dorman, Lilly, Larrison, 20167:30.32
8. N. Teubel, Manternach, Chaidez, W. Teubel, 20177:30.74
9. Lilly, Dorman, W. Teubel, Davey, 20157:31.48
10. Willey, Braff, Sowinski, Hairston, 20097:33.08

Distance Medley Relay

1. Pershing, Moeller, Slack, Docherty, 19789:39.94
2. Kuczwarra, Barton, Hairston, Thode, 20119:41.37
3. N. Holmes, VanCleave, Sowinski, Thode, 20129:41.59
4. Young, Barton, Kuczwarra, Luciano, 20109:42.97
5. **Mylenek**, Thompson, Manternach, Melchert, 20189:50.70
6. **VanDraska, Lawrence Jr.**, Teubel, **Mylenek**, 20199:53.14
7. Prom, Davey, Weir, Witt, 20139:53.83
8. Theisen, Williams, Wiesa, Waters, 19859:54.04
9. Wilfong, Slaymaker, W. Teubel, Witt, 20139:54.05
10. Luciano, Pierre, Hairston, VanDenend, 20079:54.07

6,400-Meter Relay

1. Pershing, Fuller, Moeller, Docherty, 197816:27.70
2. Rakaric, Webster, MacTaggart, VanDenend, 200616:55.43
3. Lewis, Witt, Hart, Fourman, 201516:58.44
4. Price, Eklin, Gardarsson, Docherty, 201617:00.30
5. Paul, Kadlec, Thode, Luciano, 201017:01.46
6. Witt, Lewis, Hart, Butler, 201417:01.65
7. N. Holmes, Witt, Thode, Lewis, 201217:02.26
8. Thomas, Allen, Rakaric, Lloyd, 200317:06.27
9. Pittman, Novotny, Feeldy, Marquardt, 199517:12.49
10. Bakker, Feeldy, Peters, Pittman, 199617:13.10

OUTDOOR ALL-TIME TOP 10 PERFORMERS



Meghan Armstrong

Marta Bote
Gonzalez

Brittany Brown

Nan Doak

Briana Guillory

Aisha James

Tiffany Johnson

100 Meters


1. Brittany Brown, 2018..... 11.28
2. Briana Guillory, 2016 **11.35**
3. Lake Kwaza, 2015 11.40
4. Vivien McKenzie, 1985 11.45
5. Davera Taylor, 1984 11.51
6. Erica Broomfield, 1998..... 11.53
7. Jiselle Providence, 2001 11.57
8. Tanja Reid, 1994..... 11.60
Peaches Roach, 2005 11.60
10. Yolanda Hobbs, 1995 11.62

100-Meter Hurdles

1. Tiffany Johnson, 2007 13.20
2. **Jenny Kimbro, 2018 13.22**
3. Jahisha Thomas, 2017 13.46
4. Tria Simmons, 2019 13.49
5. Karessa Farley, 2009..... 13.53
6. **Paige Magee, 2021 13.57**
7. **Tionna Tobias, 2021 13.58**
8. C. Prendergast, 1999..... 13.60
Paula Ruen, 2000..... 13.60
10. Sarah Steffen, 2002 13.65

200 Meters

1. Brittany Brown, 2017 22.30
2. Briana Guillory, 2016..... 22.89
3. Elexis Guster, 2016 23.03
4. Lake Kwaza, 2016 23.17
5. Shellene Williams, 2004 23.50
6. Kineke Alexander, 2006 23.58
7. Davera Taylor, 1984 23.59
8. Vivien McKenzie, 1985 23.61
9. Yolanda Hobbs, 1995 23.65
10. Alexis Hernandez, 2017 23.69



Jenny Kimbro

400 Meters

1. Briana Guillory, 2018 51.30
2. Kineke Alexander, 2006 51.35
3. Elexis Guster, 2016 51.85
4. Shellene Williams, 2004 51.94
5. Ashley Liverpool, 2012 52.47
6. Ellen Grant, 1996..... 52.65
7. Alexis Hernandez, 2017 53.27
8. Senta Hawkins, 1988 54.01
Bethany Praska, 2011..... 54.01
10. Marlene Poole, 1994 54.03

400-Meter Hurdles

1. Mary Knoblauch, 1981 56.16
2. Wynsome Cole, 1998 56.67
3. MonTayla Holder, 2014..... 56.70
4. **Jenny Kimbro, 2019 58.27**
5. Chris Davenport, 1981 59.18
6. Sommer Sharpe, 2018..... 59.20
7. Sarah Plock, 2018 59.49
8. Hannah Simonson, 2012 59.54
9. Sarah Steffen, 2002 59.59
10. Tiffany Hendricks, 2011..... 59.63

800 Meters

1. Bethany Praska, 2011..... 2:03.78
2. Kay Stormo, 1982 2:05.67
3. Taylor Arco, 2019..... 2:06.06
4. Michelle Lahann, 2004 2:06.79
5. **Mallory King, 2019.....2:07.08**
6. Katharina Trost, 2015 2:07.09
7. Mahnee Watts, 2016..... 2:07.41
8. Aisha Hume, 2005 2:08.50
9. Adrienne Alexia, 2013 2:08.61
10. **Clare Pitcher, 2021.....2:08.64**

1,500 Meters

1. Meghan Armstrong, 2006 4:17.41
2. Betsy Flood, 2010..... 4:17.75
3. Jeanne Kruckeberg 1989 4:19.71
4. McKenzie Melander, 2012 4:20.22
5. Lauren Hardesty, 2009 4:20.40
6. Diane Nukuri, 2007 4:20.95
7. Penny O'Brien, 1985 4:21.43
8. Kay Stormo, 1982 4:22.24
9. Michelle Lahann, 2004 4:24.00
10. Shannon Stanley, 2006..... 4:25.08

3,000 Meters

1. Diane Nukuri, 2008 9:18.82
2. Penny O'Brien, 1985 9:20.61
3. McKenzie Melander, 2012 9:21.59
4. Betsy Flood, 2010..... 9:22.63
5. Nan Doak, 1985..... 9:23.04
6. Tracy Dahl, 1992..... 9:23.53
7. Meghan Armstrong, 2006 9:28.03
8. Brooke Eilers, 2011 9:30.08
9. Jeanne Kruckeberg, 1989 9:30.69
10. Jennifer Brower, 1992 9:34.59

3,000-Meter Steeplechase

1. Marta Bote Gonzalez, 2015..... 10:23.15
2. Danielle Berndt, 2011 10:26.54
3. Jessica Schmidt, 2008..... 10:27.18
4. Sarah Arens, 2004 10:34.50
5. Hannah Roeder, 2011 10:35.22
6. Madison Waymire, 2017 10:41.91
7. Kelsey Hart, 2011 10:47.56
8. Anna Hostetler, 2019..... 10:57.25
9. Kelly Breen, 2017..... 10:59.99
10. Katie Ellis, 2010 11:02.62


5,000 Meters

1. Nan Doak, 1985..... 15:45.84
2. McKenzie Melander, 2012 15:57.13
3. Diane Nukuri, 2008 15:59.39
4. Betsy Flood, 2011..... 16:04.46
5. Meghan Armstrong, 2008 16:08.83
6. Brooke Eilers, 2011 16:11.86
7. Mareike Schrulle, 2013 16:12.66
8. Jenny Spangler, 1983 16:17.21
9. Tracy Dahl, 1992..... 16:18.77
10. Racheal Marchand, 2008..... 16:27.02

OUTDOOR ALL-TIME TOP10 PERFORMERS



Diane Nukuri



Bethany Praska



Alana Redfern



Peaches Roach



Jessie Strand



Laulauga Tausaga



Jahisha Thomas

10,000 Meters

1. Diane Nukuri, 2008 33:17.01
2. Jennifer Brower, 1991 33:23.38
3. Meghan Armstrong, 2008 33:28.00
4. Nan Doak, 1985 33:33.03
5. Jenny Spangler, 1983 33:39.24
6. Andrea Shine, 2018 33:50.25
7. Racheal Marchand, 2008 34:05.87
8. McKenzie Melander, 2012 34:29.83
9. Tracy Dahl, 1992 34:30.09
10. Betsy Flood, 2011 35:05.10

Heptathlon

1. **Jenny Kimbro, 2021 5,679 pts**
2. Tammilee Kerr, 2008 5,633 pts
3. Tria Simmons, 2019 5,557 pts
4. Kathy Gillespie, 1983 5,262 pts
5. **Dallyssa Huggins, 2021 5,064 pts**
6. Tiff Pedersen, 2004 4,976 pts
7. Janet Adams, 1981 4,855 pts
8. Sarah Ryan, 2012 4,819 pts
9. Ruqayya Raheem, 1997 4,665 pts
10. Angela Chadwick, 1993 4,493 pts

High Jump

1. Peaches Roach, 2006 6-1 1/4 (1.86)
2. **Jenny Kimbro, 2019 6-0 3/4 (1.85)**
3. Mary Mol, 1983 6-0 (1.83)
4. Khanishah Williams, 2013 . 5-11 1/4 (1.81)
5. Caleigh Bacchus, 2010 5-10 (1.78)
6. Lynn McMillan, 1988 5-9 1/4 (1.76)
Aubrianna Lantrip, 2018 5-9 1/4 (1.76)
Tria Simmons, 2019 5-9 1/4 (1.76)
9. Madison Rouw, 2016 5-8 3/4 (1.75)
Tria Simmons, 2018 5-8 3/4 (1.75)

Pole Vault

1. Jessie Strand, 2003 12-10 1/4 (3.92)
2. Sarah Burgett, 2006 12-1 3/4 (3.70)
3. Kirsten Weismantle, 2011 12-0 (3.66)
4. Amy Smith, 2018 11-11 3/4 (3.65)
5. Katie Truedson, 2010 11-5 1/4 (3.49)
6. Gina Shannon, 2001 11-2 1/4 (3.41)
7. Brittany Holst, 2013 11-1 (3.38)
8. Elyssa Tracy, 2015 10-6 (3.20)
9. Kacey Childs, 2000 8-0 1/2 (2.45)

Long Jump

1. Aisha James, 2003 22-3 (6.78)
2. Jahisha Thomas, 2018 21-6 (6.55)
3. Zinnia Miller, 2014 20-6 1/2 (6.26)
4. Renee White, 2008 20-3 3/4 (6.19)
5. Carisa Leacock, 2014 19-11 3/4 (6.09)
6. Amanda Carty, 2019 19-11 1/2 (6.08)
7. **Tionna Tobais, 2021 19-11 (6.07)**
8. Becki Borg, 1988 19-7 1/4 (5.97)
9. **Jenny Kimbro, 2018 19-7 (5.97)**
10. Kassidy Ellis, 2015 19-6 1/4 (5.95)

Triple Jump

1. Jahisha Thomas, 2018 44-2 (13.46)
2. Renee White, 2008 43-10 3/4 (13.36)
3. Zinnia Miller, 2014 42-0 1/2 (12.81)
4. **Kayla Hutchins, 2021 41-10 (12.75)**
5. Tiffany Johnson, 2007 41-8 3/4 (12.72)
6. **Eavion Richardson, 2021 41-1 (12.52)**
7. Carisa Leacock, 2012 40-10 1/2 (12.46)
8. Amanda Carty, 2019 40-11 (12.47)
9. Becki Borg, 1988 40-7 1/2 (12.38)
10. Tria Simmons, 2016 40-7 1/2 (12.38)

Shot Put

1. **Laulauga Tausaga, 2019. 59-1 1/2 (18.02)**
2. **Nia Britt, 2019 55-7 3/4 (16.96)**
3. **Kat Moody, 2021 52-1 1/4 (15.88)**
4. Lisa Van Steenwyk, 1992 50-8 (15.44)
5. Gail Smith, 1984 50-3 1/4 (15.32)
6. Denise Taylor, 1992 50-1 3/4 (15.28)
7. **Erika Hammond, 2019 ... 49-9 1/4 (15.17)**
8. Kamesha Marshall, 2005 . 48-6 3/4 (14.80)
9. Laura Kriener, 1990 48-2 1/2 (14.69)
10. **Ianna Roach, 2021 48-0 1/2 (14.64)**

Discus

1. **Laulauga Tausaga, 2019 207-6 (63.26)**
2. K. Spanoudakis, 2019 190-1 (57.95)
3. **Serena Brown, 2021 188-5 (57.44)**
4. Majesty Tutson, 2013 181-1 (55.19)
5. Dakotah Goodell, 2014 169-4 (51.62)
6. Tiffany Medenwaldt, 2010 .. 161-3 (49.16)
7. Denise Taylor, 1992 160-5 (48.90)
8. **Kat Moody, 2021 161-1 (49.10)**
8. **Jamie Kofron, 2021 160-4 (48.88)**
10. Amanda Stahle, 2014 159-3 (48.54)

Javelin

1. Alana Redfern, 2003 181-5 (55.30)
2. Tammilee Kerr, 2008 163-5 (49.81)
3. **Marissa Mueller, 2019 154-3 (47.02)**
4. Mandy Beck, 1999 153-4 (46.74)
5. Dakotah Goodell, 2015 .. 153-3 1/4 (46.71)
6. Terri Soldan, 1983 152-6 1/4 (46.48)
7. Shani Renning, 1990 152-3 (46.40)
8. Kayla Hochhalter, 2015 152-6 (46.48)
9. Clara Simon, 1981 149-9 (45.64)
10. Janet Adams, 1984 148-7 (45.28)

Hammer Throw

1. **Laulauga Tausaga, 2019 201-3 (61.34)**
2. **Amanda Howe, 2021 201-2 (61.31)**
3. Annemie Smith, 2015 200-1 1/2 (60.99)
Nia Britt, 2019 200-1 (60.99)
5. **Allison Wahrman, 2021 198-4 (60.45)**
6. Jasmine Simpson, 2013 197-7 (60.23)
7. Becca Franklin, 2007 195-0 (59.45)
8. Ashlyn Gulvas, 2014 192-9 (58.75)
9. Leah Colbert, 2018 189-3 (57.69)
10. Kelsey Taylor, 2011 177-0 (53.95)

WOMEN'S ALL-TIME TOP 10 RELAYS

400-Meter Relay

1.	Kwaza, Guster, Guillory, Hernandez, 2016.....	44.04
2.	Chapman, Guillory, Hernandez, Brown, 2017	44.34
3.	Kwaza, Guster, Chapman, Guillory, 2016.....	44.41
4.	Thomas, Avant, Guillory, Brown, 2018	44.44
5.	Kwaza, Guster, Hernandez, Brown, 2014.....	44.51
6.	Thomas, Guillory, Hernandez, Brown, 2017	44.53
7.	Kwaza, Guster, Holder, Brown, 2014	44.62
8.	Poole, Reid, Floyd, Hobbs, 1994.....	44.63
9.	Charles, Williams, Providence, James, 2003	44.71
	Brown, Kwaza, Ellis, Holder, 2015.....	44.71

Shuttle Hurdle Relay

1.	Prendergast, Cole, Raheem, Ruen, 1998.....	56.44
2.	Cole, Prendergast, Raheen, Ruen, 1998	56.54
3.	Raheen, Prendergast, Cole, Ruen, 1998	57.53

800-Meter Relay

1.	Chapman, Guillory, Hernandez, Brown, 2017	1:35.36
2.	Hobbs, Reid, Floyd, Poole, 1994.....	1:35.69
3.	Roach, McCalla, Alexander, Johnson, 2006	1:36.19
4.	Chapman, Roberts-Lewis, Champe, Brown, 2016	1:36.98
5.	Williams, Charles, Fouchè, Providence, 2003.....	1:37.49
6.	Herrmann, McCalla, Raymond, Roach, 2004.....	1:37.66
7.	Charles, Dixon, Knight, Prendergast, 2002	1:38.15
8.	Christian , Buss, Swanson, Morken, 2019	1:38.52
9.	Prendergast, Dixon, Knight, Providence, 2001	1:38.73
10.	Trusty, Hendricks, Graham, Erickson, 2009	1:38.79

1,600-Meter Relay

1.	Hernandez, Guillory, Holder, Guster, 2016	3:30.97
2.	Guillory, Brown, Hernandez, Champe, 2017	3:32.37
3.	Guster, Hernandez, Holder, Kwaza, 2014	3:34.83
4.	Praska, Hendricks, Liverpool, Erickson, 2011	3:35.93
5.	Champe, Guillory, Plock, Sharpe, 2018	3:35.94
6.	Guster, Watts, Hernandez, Kwaza, 2014.....	3:36.09
7.	Hume, Charles, Steffen, Williams, 2003	3:36.26
8.	Kimbrow, Weum, Simmons, Wensel , 2019	3:36.32
9.	Simsonson, Liverpool, Erickson, Sack, 2012	3:37.57
10.	Guster, Watts, Holder, Kwaza, 2014.....	3:37.73

Sprint Medley Relay

1.	Jones, Hendricks, Liverpool, Praska, 2011.....	3:48.63
2.	Brown, Kwaza, Guster, Watts, 2014.....	3:51.18
3.	Kwaza, Guster, Holder, Watts, 2016.....	3:52.62
4.	Swanson, Morken, King , Arco, 2019	3:52.85
5.	Kwaza, Brown, Guster, Trost, 2015	3:53.29
6.	Christian , Buss, Guillory, Arco, 2019	3:54.18
7.	Kwaza, R. Moore, Holder, Alexia, 2013.....	3:54.51
8.	Trusty, R. Moore, Hendricks, Praska, 2010.....	3:56.53
9.	Reid, Philip, Hobbs, Benning, 1995.....	3:56.54
10.	Roach, Alexander, McCalla, Stanley, 2005.....	3:56.99

3,200-Meter Relay

1.	McCabe , Arco, Saunders, King , 2019	8:31.84
2.	Suppelsa, Wodek, Kruckeberg, Schneckloth, 1987.....	8:46.45
3.	Lahann, Stanley, Hume, Barber, 2004	8:48.87
4.	Schneckloth, Roberts, Hawkins, Kruckeberg, 1989	8:49.38
5.	Trost, Maser, Alexia, Nelson, 2014	8:49.95
6.	Nelson, Watts, Wilberding, Sindt, 2016.....	8:51.90
7.	Flood, Dlh, L. Hardesty, Docherty, 2009.....	8:53.91
8.	Armstrong, Stanley, Laney, Hume, 2005.....	8:54.27
9.	O'Brien, Camarigg, Williams, Stormo, 1981	8:54.36
10.	Flood, Melander, Praska, Hardesty, 2010	8:54.45

Distance Medley Relay

1.	Hoskins, Powell, Schneckloth, Kruckeberg, 1989	11:22.18
2.	Armstrong, Alexander, Poncé, Stanley, 2007.....	11:25.05
3.	Stanley, McCalla, Hume, Armstrong, 2005	11:34.04
4.	Barber, Williams, Hume, Arens, 2004.....	11:34.56
5.	Thompson, Williams, Hume, Arens, 2003	11:39.02
6.	2000	11:39.83
7.	Schrulle, Erickson, Placzek, Eilers, 2012	11:40.57
8.	Davenport, xx, xx, xx, 1981.....	11:41.44
9.	Pare, Grant, Benning, Gilchrist, 1997	11:41.92
10.	Dlh, Erickson, Docherty, Anderson, 2010.....	11:43.06

6,400-Meter Relay

1.	Flood, Melander, A. Hardesty, L. Hardesty, 2010.....	19:05.63
2.	Nukuri, Marchand, Henize, Armstrong, 2008.....	19:15.42
3.	Flood, Laesch, Ranegar, Melander, 2012.....	19:16.73
4.	Flood, Eilers, Melander, L. Hardesty, 2011	19:17.52
5.	Flood, Melander, A. Hardesty, Eilers, 2009.....	19:36.43
6.	Scott, Gordon, Schrulle, Gambrall, 2013	19:41.15
7.	Jones, Bote Gonzalez, Wilberding, Reischmann, 2015.....	19:59.72
8.	Maser, Price, Wilberding, Montuclard, 2014	20:23.27
9.	Chapple, Laney, Donlon, Sokol, 2005	20:39.12
10.	Arens, Barber, Butler, Roberts, 2001	20:40.89

2021 MEN'S OUTDOOR SEASON & COLLEGIATE BEST PERFORMANCES - Updated 4/24/21

100 METERS (School Record - 10.21)

Name	Season Best	Meet - Date	Collegiate Best	Meet - Date
Austin Kresley	10.44	at B1G Invite #1 - 3/27/21	10.44	at B1G Invite #1 - 3/27/21
Antonio Woodard	10.58	at Fighting Illini B1G Relays - 4/23/21	10.34	at Drake Relays - 4/27/18
Austin West	10.86 ^	at B1G Husker Invite - 4/17/21	10.86 ^	at B1G Husker Invite - 4/17/21
Deandre Stapleton, Jr.	10.91	at Fighting Illini B1G Relays - 4/23/21	10.91	at Fighting Illini B1G Relays - 4/23/21
Peyton Haack	10.94 ^	at B1G Husker Invite - 4/17/21	10.94 ^	at B1G Husker Invite - 4/17/21
Will Daniels	10.98 ^	at B1G Husker Invite - 4/17/21	10.98 ^	at B1G Husker Invite - 4/17/21
Tanner Iske	10.99	at B1G Invite #1 - 3/27/21	10.99	at B1G Invite #1 - 3/27/21

110-METER HURDLES (School Record - 13.24)

Name	Season Best	Meet - Date	Collegiate Best	Meet - Date
Jamal Britt	13.45	at Drake Relays - 4/24/21	13.45	at Drake Relays - 4/24/21
Jaylan McConico	13.56	at Drake Relays - 4/24/21	13.56	at Drake Relays - 4/24/21
Josh Braverman	13.90	at B1G Florida Invite - 4/2/21	13.90	at B1G Florida Invite - 4/2/21
Gratt Reed	13.98	at Fighting Illini B1G Relays - 4/23/21	13.98	at Fighting Illini B1G Relays - 4/23/21
Grant Conway	14.01	at Fighting Illini B1G Relays - 4/23/21	14.01	at Fighting Illini B1G Relays - 4/23/21
Will Daniels	14.38 ^	at B1G Husker Invite - 4/17/21	14.38 ^	at B1G Husker Invite - 4/17/21
Peyton Haack	14.67 ^	at B1G Husker Invite - 4/17/21	14.67 ^	at B1G Husker Invite - 4/17/21
Austin West	15.06 ^	at B1G Husker Invite - 4/17/21	15.06 ^	at B1G Husker Invite - 4/17/21

* - school record, ^ - part of decathlon

2021 MEN'S OUTDOOR SEASON & COLLEGIATE BEST PERFORMANCES - Updated 4/24/21

200 METERS (School Record - 20.31)

Name	Season Best	Meet - Date	Collegiate Best	Meet - Date
Wayne Lawrence, Jr.	20.71	at Fighting Illini B1G Relays - 4/23/21	20.71	at Fighting Illini B1G Relays - 4/23/21
Jaylan McConico	21.09	at B1G Florida Invite - 4/3/21	21.09	at B1G Florida Invite - 4/3/21
Antonio Woodard	21.11	at Fighting Illini B1G Relays - 4/23/21	20.61	at Willie Williams Classic - 3/16/18
Jamal Britt	21.22	at B1G Invite #1 - 3/27/21	21.22	at B1G Invite #1 - 3/27/21
Gratt Reed	21.44	at B1G Invite #1 - 3/27/21	21.44	at B1G Invite #1 - 3/27/21
Austin Kresley	21.44	at Fighting Illini B1G Relays - 4/23/21	21.12	at Husker Quad - 2/6/21
DeJuan Frye	21.60	at B1G Florida Invite - 4/3/21	21.11	at Jim Click Shootout - 4/8/17
Evan Schuster	21.83	at Fighting Illini B1G Relays - 4/23/21	21.83	at Fighting Illini B1G Relays - 4/23/21
Grant Conway	21.90	at Fighting Illini B1G Relays - 4/23/21	21.90	at Fighting Illini B1G Relays - 4/23/21
Drake Woody	22.35	at B1G Husker Invite - 4/17/21	22.35	at B1G Husker Invite - 4/17/21
Josh Braverman	22.29	at Fighting Illini B1G Relays - 4/23/21	22.26	Musco Twilight - 4/12/18
Tanner Iske	22.51	at B1G Invite #1 - 3/27/21	22.51	at B1G Invite #1 - 3/27/21
Nolan Kembel	22.86	at B1G Invite #2 - 4/9/21	22.86	at B1G Invite #2 - 4/9/21

400 METERS (School Record - 44.94)

Name	Season Best	Meet - Date	Collegiate Best	Meet - Date
Wayne Lawrence, Jr.	46.14	at B1G Invite #2 - 4/9/21	45.33	at NCAA West Preliminary - 4/24/19
Jenoah Mckiver	46.93	at Hawkeye Border Battle – 1/9/21	46.93	at Hawkeye Border Battle – 1/9/21
Austin West	47.30 ^	at B1G Husker Invite - 4/16/21	47.30 ^	at B1G Husker Invite - 4/16/21
Antonio Woodard	47.98	at B1G Florida Invite - 4/3/21	47.98	at B1G Florida Invite - 4/3/21
Julien Gillum	48.14	at B1G Invite #1 - 3/27/21	47.36	at Husker Quad - 2/6/21
Nolan Kembel	47.69	at B1G Invite #2 - 4/9/21	47.69	at B1G Invite #2 - 4/9/21
DeJuan Frye	48.02	at B1G Husker Invite - 4/17/21	46.17	at B1G Championships - 5/13/18
Khullen Jefferson	48.14	at B1G Husker Invite - 4/17/21	47.91	at B1G Championships - 2/27/21
Tyler Olson	48.30	at B1G Invite #1 - 3/27/21	48.30	at B1G Invite #1 - 3/27/21
Armando Bryson	48.32	at B1G Florida Invite - 4/3/21	48.32	at B1G Florida Invite - 4/3/21
Josh Andrews	48.39	at B1G Invite #2 - 4/9/21	48.39	at B1G Invite #2 - 4/9/21
Raymund Clarke	49.19	at B1G Husker Invite - 4/17/21	47.11	at Victor Lopez Classic - 3/25/17
Evan Schuster	49.30	at B1G Florida Invite - 4/2/21	49.30	at B1G Florida Invite - 4/2/21
Peyton Haack	49.80 ^	at B1G Husker Invite - 4/16/21	49.80 ^	at B1G Husker Invite - 4/16/21
Will Daniels	51.00 ^	at B1G Husker Invite - 4/16/21	51.00 ^	at B1G Husker Invite - 4/16/21

* - school record, ^ - part of decathlon

2021 MEN'S OUTDOOR SEASON & COLLEGIATE BEST PERFORMANCES - Updated 4/24/21

400-METER HURDLES (School Record - 48.83)

Name	Season Best	Meet - Date	Collegiate Best	Meet - Date
Jamal Britt	51.43	at B1G Florida Invite - 4/3/21	51.43	at B1G Florida Invite - 4/3/21
Austin Lietz	52.23	at B1G Husker Invite - 4/16/21	52.23	at B1G Husker Invite - 4/16/21
Raymund Clarke	53.03	at Fighting Illini B1G Relays - 4/23/21	51.28	at NCAA West Preliminary - 5/26/18
Drake Woody	53.29	at B1G Florida Invite - 4/3/21	53.29	at B1G Florida Invite - 4/3/21
Nolan Roethler	54.73	at B1G Invite #2 - 4/9/21	54.73	at B1G Invite #2 - 4/9/21
Raymonte Dow	55.29	at Fighting Illini B1G Relays - 4/23/21	51.23	at NCAA West Preliminary - 5/24/19

800 METERS (School Record - 1:45.90)

Name	Season Best	Meet - Date	Collegiate Best	Meet - Date
Tysen VanDraska	1:49.36	at B1G Florida Invite - 4/2/21	1:48.52	at Bryan Clay Invite - 4/18/19
Alec Still	1:50.23	at B1G Florida Invite - 4/2/21	1:49.72	at B1G Championships - 2/26/21
Tyler Olson	1:51.33	at B1G Husker Invite - 4/17/21	1:51.33	at B1G Husker Invite - 4/17/21
Armando Bryson	1:51.52	at Fighting Illini B1G Relays - 4/23/21	1:52.52	at Fighting Illini B1G Relays - 4/23/21
Kal Lewis	1:51.80	at Fighting Illini B1G Relays - 4/23/21	1:51.80	at Fighting Illini B1G Relays - 4/23/21
Jason Hoffman	1:51.89	at Fighting Illini B1G Relays - 4/23/21	1:50.84	at B1G Championships - 2/26/21
Spencer Gudgel	1:52.74	at B1G Florida Invite - 4/2/21	1:52.74	at B1G Florida Invite - 4/2/21
Jeff Roberts	1:54.80	at B1G Florida Invite - 4/3/21	1:54.27	at Mike Fanelli Classic – 3/30/19
Noah Healy	1:57.32	at B1G Invite #1 - 3/27/21	1:55.17	at Baldy Castillo Invite - 3/16/19
Josh Andrews	1:58.46	at B1G Florida Invite - 4/2/21	1:54.72	at Beach Invite - 4/19/19
Aidan King	1:59.30	at B1G Invite #1 - 3/27/21	1:59.30	at B1G Invite #1 - 3/27/21

* - school record, ^ - part of decathlon

2021 MEN'S OUTDOOR SEASON & COLLEGIATE BEST PERFORMANCES - Updated 4/24/21

1,500 METERS (School Record - 3:43.02)

Name	Season Best	Meet - Date	Collegiate Best	Meet - Date
Kal Lewis	3:43.32	at B1G Invite #3 - 4/16/21	3:43.32	at B1G Invite #3 - 4/16/21
Tysen VanDraska	3:47.81	at B1G Invite #1 - 3/27/21	3:47.81	at B1G Invite #1 - 3/27/21
Jeff Roberts	3:47.94	at B1G Florida Invite - 4/2/21	3:47.94	at B1G Florida Invite - 4/2/21
Nathan Mylenek	3:50.58	at Fighting Illini B1G Relays - 4/23/21	3:44.49	at Drake Relays - 4/26/19
Noah Healy	3:50.67	at B1G Invite #1 - 3/27/21	3:50.67	at B1G Invite #1 - 3/27/21
Daniel Soto	3:50.68	at B1G Invite #1 - 3/27/21	3:50.68	at B1G Invite #1 - 3/27/21
Jason Hoffman	3:58.39	at B1G Invite #1 - 3/27/21	3:58.39	at B1G Invite #1 - 3/27/21
Aidan King	3:58.45	at B1G Invite #1 - 3/27/21	3:58.45	at B1G Invite #1 - 3/27/21
Nick Trattner	3:58.85	at B1G Florida Invite - 4/2/21	3:58.85	at B1G Florida Invite - 4/2/21
Konnor Sommer	4:02.09	at B1G Florida Invite - 4/2/21	4:02.09	at B1G Florida Invite - 4/2/21
Austin West	4:46.96 ^	at B1G Husker Invite - 4/17/21	4:46.96 ^	at B1G Husker Invite - 4/17/21
Peyton Haack	4:59.89 ^	at B1G Husker Invite - 4/17/21	4:54.47 ^	at Bryan Clay Invite - 4/18/19
Will Daniels	5:01.49 ^	at B1G Husker Invite - 4/17/21	4:57.23 ^	

3,000 METERS

Name	Season Best	Meet - Date	Collegiate Best	Meet - Date
Nick Trattner	8:17.67	at B1G Florida Invite - 4/3/21	8:12.68	Hawkeye B1G Invite - 2/13/21
Noah Healy	8:18.19	at B1G Florida Invite - 4/3/21	8:15.32	Larry Wieczorek Invite - 2/8/19
Aidan King	8:37.78	at B1G Florida Invite - 4/3/21	8:26.73	Hawkeye B1G Invite - 2/13/21
Konnor Sommer	8:41.38	at B1G Florida Invite - 4/3/21	8:41.38	at B1G Florida Invite - 4/3/21

3,000-METER STEEPLECHASE (School Record - 8:38.53)

Name	Season Best	Meet - Date	Collegiate Best	Meet - Date
Nathan Mylenek	8:50.26	at B1G Florida Invite - 4/2/21	8:38.53 *	at Mt. SAC Relays - 4/19/19

5,000 METERS (School Record - 13:49.31)

Name	Season Best	Meet - Date	Collegiate Best	Meet - Date
Nathan Mylenek	13:54.15	at B1G Invite #3 - 4/16/21	13:54.15	at B1G Invite #3 - 4/16/21
Konnor Sommer	14:14.58	at B1G Invite #3 - 4/16/21	14:14.58	at B1G Invite #3 - 4/16/21

* - school record, ^ - part of decathlon

2021 MEN'S OUTDOOR SEASON & COLLEGIATE BEST PERFORMANCES - Updated 4/24/21

10,000 METERS (School Record - 28:44.47)

Name	Season Best	Meet - Date	Collegiate Best	Meet - Date
Daniel Soto	28:48.18	at B1G Invite #3 - 4/16/21	28:48.18	at B1G Invite #3 - 4/16/21
Noah Healy	29:56.30	at B1G Invite #3 - 4/16/21	29:56.30	at B1G Invite #3 - 4/16/21
Nick Trattner	30:46.80	at B1G Invite #3 - 4/16/21	30:46.80	at B1G Invite #3 - 4/16/21

400-METER RELAY (School Record - 39.12)

Names	Season Best	Meet - Date
Jaylan McConico, Antonio Woodard, Austin Kresley, Gratt Reed	39.85	at B1G Invite #1 - 3/27/21
Jaylan McConico, Antonio Woodard, Gratt Reed, Wayne Lawrence, Jr.	40.25	at B1G Husker Invite - 4/17/21
Tanner Iske, DeJuan Frye, Evan Schuster, Nolan Kembel	41.55	at B1G Invite #1 - 3/27/21

1,600-METER RELAY (School Record - 3:00.14)

Names	Season Best	Meet - Date
Wayne Lawrence, Jr., Antonio Woodard, Tyler Olson, Julien Gillum	3:09.18	at B1G Florida Invite - 4/3/21
Jenoah Mckiver, Antonio Woodard, Austin Lietz, DeJuan Frye	3:10.42	at B1G Husker Invite - 4/17/21
Nolan Kembel, Drake Woody, Julien Gillum, Tyler Olson	3:10.91	at B1G Invite #1 - 3/27/21
Austin Lietz, Raymund Clarke, Nolan Kembel, DeJuan Frye	3:12.38	at B1G Florida Invite - 4/3/21
Alec Still, Jamal Britt, Raymund Clarke, Khullen Jefferson	3:12.93	at B1G Husker Invite - 4/17/21
Spencer Gudgel, Jamal Britt, Raymund Clarke, Armando Bryson	3:13.48	at B1G Invite #1 - 3/27/21
Drake Woody, Spencer Gudgel, Armando Bryson, Alec Still	3:14.90	at B1G Florida Invite - 4/3/21
Tyler Olson, Spencer Gudgel, Khullen Jefferson, Drake Woody	3:15.96	at B1G Husker Invite - 4/17/21
Peyton Haack, Nolan Roethler, Jason Hoffman, Will Daniels	3:19.31	at B1G Invite #1 - 3/27/21
Nolan Roethler, Josh Andrews, Tysen VanDraska, Jason Hoffman	3:20.52	at B1G Florida Invite - 4/3/21

3,200-METER RELAY (School Record - 7:18.60)

Names	Season Best	Meet - Date
Jason Hoffman, Tyler Olson, Alec Still, Tysen VanDraska	7:29.81	at B1G Florida Invite - 4/3/21

* - school record, ^ - part of decathlon

2021 MEN'S OUTDOOR SEASON & COLLEGIATE BEST PERFORMANCES - Updated 4/24/21

HIGH JUMP (School Record - 2.24 meters)

Name	Season Best	Meet - Date	Collegiate Best	Meet - Date
Zack Pluff	6-9 3/4 (2.08m)	at Fighting Illini B1G Relays - 4/24/21	6-9 3/4 (2.08m)	at Fighting Illini B1G Relays - 4/24/21
Will Daniels	6-5 1/2 (1.97m) ^	at B1G Husker Invite - 4/16/21	6-11 (2.10m)	
Cole Moeller	6-4 (1.93m)	at Fighting Illini B1G Relays - 4/24/21	6-8 3/4 (2.05m)	Black & Gold Invite - 2/1/20
Peyton Haack	6-2 (1.88m) ^	at B1G Husker Invite - 4/16/21	6-4 3/4 (1.95m)	at Black & Gold Invite - 2/1/20
Austin West	5-11 1/2 (1.82m) ^	at B1G Husker Invite - 4/16/21	6-4 3/4 (1.95m)	at Jimmy Grant Invite - 12/14/19
Seth Groom	5-11 1/4 (1.81m)	at B1G Invite #1 - 3/26/21	6-8 3/4 (2.05m)	Larry Wieczorek Invite - 1/17/20

POLE VAULT (School Record - 5.18 meters)

Name	Season Best	Meet - Date	Collegiate Best	Meet - Date
Will Daniels	15-5 (4.70m) ^	at B1G Husker Invite - 4/17/21	15-5 (4.70m) ^	at B1G Husker Invite - 4/17/21
Peyton Haack	15-1 (4.60m) ^	at B1G Husker Invite - 4/17/21	16-4 3/4 (5.00m) ^	at Bryan Clay Invite - 4/18/19
Austin West	13-1 1/2 (4.00m) ^	at B1G Husker Invite - 4/17/21	13-5 1/4 (4.10m) ^	at B1G Championships - 2/29/20

LONG JUMP (School Record - 8.25 meters)

Name	Season Best	Meet - Date	Collegiate Best	Meet - Date
James Carter	25-5 1/4 (7.75m)	at B1G Florida Invite - 4/2/21	25-5 1/4 (7.75m)	at B1G Florida Invite - 4/2/21
Kaleba Jack	24-8 1/4 (7.52m)	at B1G Invite #1 - 3/27/21	24-8 1/4 (7.52m)	at B1G Invite #1 - 3/27/21
Will Daniels	24-0 1/4 (7.32m) ^	at B1G Husker Invite - 4/16/21	24-0 1/4 (7.32m) ^	at B1G Husker Invite - 4/16/21
Peyton Haack	23-7 1/4 (7.19m) ^	at B1G Husker Invite - 4/16/21	23-7 1/4 (7.19m) ^	at B1G Husker Invite - 4/16/21
Deandre Stapleton, Jr.	23-6 3/4 (7.18m)	at B1G Florida Invite - 4/2/21	24-3 3/4 (7.41m)	at B1G Championships - 3/27/21
Austin West	23-6 1/4 (7.17m) ^	at B1G Husker Invite - 4/16/21	23-10 1/4 (7.21m) ^	at NCAA Championships - 3/11/21

TRIPLE JUMP (School Record - 16.66 meters)

Name	Season Best	Meet - Date	Collegiate Best	Meet - Date
James Carter	54-2 3/4 (16.53m)	at B1G Husker Invite - 4/17/21	54-2 3/4 (16.53m)	at B1G Husker Invite - 4/17/21

* - school record, ^ - part of decathlon

2021 MEN'S OUTDOOR SEASON & COLLEGIATE BEST PERFORMANCES - Updated 4/24/21

SHOT PUT (School Record - 19.27 meters)

Name	Season Best	Meet - Date	Collegiate Best	Meet – Date
Elijah Barnes	58-4 3/4 (17.80m)	at B1G Husker Invite - 4/17/21	60-8 (18.49m)	at Husker Quad - 2/6/21
Dawson Ellingson	57-8 1/4 (17.58m)	at B1G Florida Invite - 4/2/21	57-8 1/4 (17.58m)	at B1G Florida Invite - 4/2/21
Jordan Johnson	54-5 1/4 (16.59m)	at B1G Husker Invite - 4/17/21	55-4 1/4 (16.87)	Hawkeye B1G Invite - 2/13/21
Will Daniels	46-5 1/4 (14.15m) ^	at B1G Husker Invite - 4/16/21	46-5 1/4 (14.15m) ^	at B1G Husker Invite - 4/16/21
Austin West	43-5 3/4 (13.25m) ^	at B1G Husker Invite - 4/16/21	44-9 1/2 (13.65m)	at B1G Championships - 2/25/21
Peyton Haack	43-5 1/4 (13.24m) ^	at B1G Husker Invite - 4/16/21	44-1 1/4 (13.44m) ^	at NCAA Championships - 3/11/21

DISCUS (School Record – 63.11 meters)

Name	Season Best	Meet - Date	Collegiate Best	Meet – Date
Jordan Johnson	189-5 (57.74m)	at B1G Invite #1 - 3/27/21	189-5 (57.74m)	at B1G Invite #1 - 3/27/21
Tyler Lienau	180-5 (54.99m)	at B1G Invite #1 - 3/27/21	180-5 (54.99m)	at B1G Invite #1 - 3/27/21
Elijah Barnes	170-9 (52.04m)	at B1G Husker Invite - 4/16/21	180-6 (55.03m)	at NJCAA Championships - 5/17/19
Dawson Ellingson	163-8 (49.89m)	at B1G Invite #1 - 3/27/21	163-8 (49.89m)	at B1G Invite #1 - 3/27/21
Jordan Hawkins	161-5 (49.19m)	at B1G Invite #1 - 3/27/21	161-5 (49.19m)	at B1G Invite #1 - 3/27/21
Will Daniels	133-8 (40.74m) ^	at B1G Husker Invite - 4/17/21	133-8 (40.74m) ^	at B1G Husker Invite - 4/17/21
Austin West	128-2 (39.07m)	at B1G Florida Invite - 4/3/21	128-2 (39.07m)	at B1G Florida Invite - 4/3/21
Peyton Haack	121-10 (37.13m) ^	at B1G Husker Invite - 4/17/21	128-3 (39.09m)	at Baldy Castillo Invite - 3/16/19

HAMMER THROW (School Record – 67.94 meters)

Name	Season Best	Meet - Date	Collegiate Best	Meet – Date
Tyler Lienau	194-1 (59.17m)	at B1G Florida Invite - 4/2/21	194-1 (59.17m)	at B1G Florida Invite - 4/2/21
Jordan Johnson	184-9 (56.32m)	at B1G Invite #1 - 3/27/21	184-9 (56.32m)	at B1G Invite #1 - 3/27/21
Jordan Hawkins	184-4 (56.20m)	at B1G Husker Invite - 4/16/21	184-4 (56.20m)	at B1G Husker Invite - 4/16/21
Elijah Barnes	179-10 (54.81m)	at B1G Florida Invite - 4/2/21	179-10 (54.81m)	at B1G Florida Invite - 4/2/21

JAVELIN (School Record - 74.89 meters)

Name	Season Best	Meet - Date	Collegiate Best	Meet – Date
Austin West	193-0 (58.82m) ^	at B1G Husker Invite - 4/17/21	193-0 (58.82m) ^	at B1G Husker Invite - 4/17/21
Will Daniels	182-4 (55.59m)	at B1G Florida Invite - 4/3/21	182-4 (55.59m)	at B1G Florida Invite - 4/3/21
Peyton Haack	148-7 (45.28m) ^	at B1G Husker Invite - 4/17/21	155-11 (47.53m)	at Baldy Castillo Invite - 3/16/19

* - school record, ^ - part of decathlon

2021 MEN'S OUTDOOR SEASON & COLLEGIATE BEST PERFORMANCES - Updated 4/24/21

DECATHLON (School Record - 7,673 points)

Name	Season Best	Meet - Date	Collegiate Best	Meet – Date
Will Daniels	7,649 points	at B1G Husker Invite - 4/16-17/21	7,649 points	at B1G Husker Invite - 4/16-17/21
Austin West	7,458 points	at B1G Husker Invite - 4/16-17/21	7,458 points	at B1G Husker Invite - 4/16-17/21
Peyton Haack	7,300 points	at B1G Husker Invite - 4/16-17/21	7,300 points	at B1G Husker Invite - 4/16-17/21

** - school record, ^ - part of decathlon*

2021 WOMEN'S OUTDOOR SEASON & COLLEGIATE BEST PERFORMANCES - Updated 4/24/21

100 METERS (School Record - 11.28)

Name	Season Best	Meet - Date	Collegiate Best	Meet - Date
LaSarah Hargrove	11.74	at B1G Florida Invite - 4/2/21	11.74	at B1G Florida Invite - 4/2/21
Antonise Christian	11.89	at B1G Florida Invite - 4/2/21	11.75	at Drake Relays - 4/26/19

100-METER HURDLES (School Record - 13.20)

Name	Season Best	Meet - Date	Collegiate Best	Meet - Date
Jenny Kimbro	13.42	at B1G Florida Invite - 4/3/21	13.22	at Drake Relays - 4/26/19
Paige Magee	13.57	at B1G Husker Invite - 4/17/21	13.57	at B1G Husker Invite - 4/17/21
Tionna Tobias	13.58	at B1G Invite #1 - 3/27/21	13.58	at B1G Invite #1 - 3/27/21
Myreanna Bebe	13.80	at B1G Husker Invite - 4/17/21	13.80	at B1G Husker Invite - 4/17/21
Sydney Winger	14.04	at Fighting Illini B1G Relays - 4/23/21	14.04	at Fighting Illini B1G Relays - 4/23/21
Karina Joiner	14.15	at B1G Florida Invite - 4/2/21	13.38	at Ivy League Championships - 5/6/18
Katie Petersen	14.34	at Fighting Illini B1G Relays - 4/23/21	14.34	at Fighting Illini B1G Relays - 4/23/21
Dallyssa Huggins	15.37	at Fighting Illini B1G Relays - 4/23/21	15.25	at Maryland Invite - 2017

200 METERS (School Record - 22.30)

Name	Season Best	Meet - Date	Collegiate Best	Meet - Date
LaSarah Hargrove	23.76	at B1G Florida Invite - 4/3/21	23.76	at B1G Florida Invite - 4/3/21
Antonise Christian	24.05	at B1G Florida Invite - 4/3/21	24.05	at B1G Florida Invite - 4/3/21
Jenny Kimbro	24.59 ^	at B1G Husker Invite - 4/16/21	24.27 ^	at B1G Championships - 5/10/19
Tionna Tobias	24.70	at B1G Invite #1 - 3/27/21	24.70	at B1G Invite #1 - 3/27/21
Cortney Strohman	25.12	at B1G Florida Invite - 4/3/21	24.83	at Liberty Elite Invite - 2/10/18
Paige Magee	25.23	at B1G Husker Invite - 4/17/21	25.23	at B1G Husker Invite - 4/17/21
Aly Weum	25.37	at B1G Florida Invite - 4/3/21	24.85	at Baldy Castillo Invite - 3/16/19
Mariel Bruxvoort	25.80	at B1G Husker Invite - 4/17/21	25.44	Larry Wiczorek Invite - 1/22/21
Karina Joiner	25.88	at B1G Husker Invite - 4/17/21	25.68	at Beantown Challenge - 1/12/19
Katie Petersen	25.99	at B1G Invite #1 - 3/27/21	25.99	at B1G Invite #1 - 3/27/21
Kayla Hutchins	26.27	at B1G Invite #1 - 3/27/21	26.10	at Husker Quad - 2/6/21
Sydney Winger	26.31	at B1G Florida Invite - 4/3/21	26.18	at Baldy Castillo Invite - 3/16/19
Myreanna Bebe	26.36	at B1G Invite #1 - 3/27/21	26.36	at B1G Invite #1 - 3/27/21
Dallyssa Huggins	26.49 ^	at B1G Husker Invite - 4/16/21	26.49 ^	at B1G Husker Invite - 4/17/21

* - school record, % - part of heptathlon

2021 WOMEN'S OUTDOOR SEASON & COLLEGIATE BEST PERFORMANCES - Updated 4/24/21

400 METERS (School Record - 51.35)

Name	Season Best	Meet - Date	Collegiate Best	Meet - Date
Cortney Strohman	54.47	at B1G Invite #1 - 3/27/21	53.99	at ASUN Championships - 2/23/19
Tesa Roberts	55.28	at B1G Husker Invite - 4/17/21	54.72	at B1G Indoor Championships - 2/26/21
Clare Pitcher	56.30	at B1G Invite #2 - 4/9/21	56.30	at B1G Invite #2 - 4/9/21
Aly Weum	56.41	at B1G Invite #2 - 4/9/21	55.15	at B1G Championships - 5/11/19
Tia Saunders	56.55	at B1G Husker Invite - 4/17/21	56.36	Larry Wieczorek Invite - 1/18/20
Katie Moore	57.94	at B1G Florida Invite - 4/3/21	57.94	at B1G Florida Invite - 4/3/21
Dallyssa Huggins	59.02	at B1G Florida Invite - 4/3/21	57.98	at Rod McCrary Memorial - 1/25/20

400-METER HURDLES (School Record - 56.16)

Name	Season Best	Meet - Date	Collegiate Best	Meet - Date
Jenny Kimbro	59.25	at B1G Florida Invite - 4/3/21	58.27	at Sun Angel Classic - 4/6/19
Mariel Bruxvoort	1:00.33	at B1G Invite #1 - 3/27/21	1:00.33	at B1G Invite #1 - 3/27/21
Payton Wensel	1:01.77	at B1G Florida Invite - 4/3/21	1:01.11	at B1G Championships - 5/10/19
Paige Magee	1:02.29	at Fighting Illini B1G Relays - 4/23/21	1:02.29	at Fighting Illini B1G Relays - 4/23/21
Karina Joiner	1:02.73	at B1G Husker Invite - 4/16/21	58.86	at Ivy League Championships - 5/6/18

800 METERS (School Record - 2:03.78)

Name	Season Best	Meet - Date	Collegiate Best	Meet - Date
Mallory King	2:08.01	at B1G Florida Invite - 4/3/21	2:05.12	at Iowa State Classic - 2/15/20
Clare Pitcher	2:08.64	at Fighting Illini B1G Relays - 4/23/21	2:08.64	at Fighting Illini B1G Relays - 4/23/21
Tia Saunders	2:11.66	at B1G Invite #1 - 3/27/21	2:08.94	at Bryan Clay Invite - 4/18/19
Amber Aesoph	2:13.10	at B1G Invite #3 - 4/16/21	2:13.10	at B1G Invite #3 - 4/16/21
Katie Moore	2:13.36	at Fighting Illini B1G Relays - 4/23/21	2:11.94	at B1G Championships - 2/27/21
Logan Akason	2:14.69	at B1G Florida Invite - 4/3/21	2:13.01	at Husker Quad - 2/6/21
Emma Gordon	2:15.21	at Fighting Illini B1G Relays - 4/23/21	2:15.21	at Fighting Illini B1G Relays - 4/23/21
Lindsay Welker	2:15.29	at B1G Invite #1 - 3/27/21	2:14.99	at Drake Relays - 4/25/19
Elyse Prescott	2:17.36	at B1G Invite #1 - 3/27/21	2:17.36	at B1G Invite #1 - 3/27/21
Jenny Kimbro	2:18.56 ^	at B1G Husker Invite - 4/17/21	2:14.04 ^	at Bryan Clay Invite - 4/18/19
Dallyssa Huggins	2:20.79 ^	at B1G Husker Invite - 4/17/21	2:11.07 ^	at B1G Championships - 2017
Bryce Gidel	2:28.17	at B1G Invite #1 - 3/27/21	2:28.17	at B1G Invite #1 - 3/27/21

* - school record, % - part of heptathlon

2021 WOMEN'S OUTDOOR SEASON & COLLEGIATE BEST PERFORMANCES - Updated 4/24/21

1,500 METERS (School Record - 4:17.41)

Name	Season Best	Meet - Date	Collegiate Best	Meet - Date
Mallory King	4:28.42	at B1G Invite #2 - 4/9/21	4:28.42	at B1G Invite #2 - 4/9/21
Emma Gordon	4:30.02	at B1G Florida Invite - 4/2/21	4:30.02	at B1G Florida Invite - 4/2/21
Kelli Tosic	4:32.31	at B1G Florida Invite - 4/2/21	4:32.31	at B1G Florida Invite - 4/2/21
Elyse Prescott	4:33.88	at B1G Invite #1 - 3/27/21	4:31.63	at Drake Relays - 2019
Amber Aesoph	4:42.28	at B1G Florida Invite - 4/2/21	4:42.28	at B1G Florida Invite - 4/2/21
Logan Akason	4:44.84	at B1G Florida Invite - 4/2/21	4:44.84	at B1G Florida Invite - 4/2/21
Wren Renquist	4:45.68	at Fighting Illini B1G Relays - 4/23/21	4:45.68	at Fighting Illini B1G Relays - 4/23/21
Bryce Gidel	4:46.70	at B1G Invite #2 - 4/9/21	4:46.70	at B1G Invite #2 - 4/9/21
Ellie Twedt	4:47.58	at B1G Invite #2 - 4/9/21	4:47.58	at B1G Invite #2 - 4/9/21
Lindsay Welker	4:51.23	at B1G Invite #2 - 4/9/21	4:51.23	at B1G Invite #2 - 4/9/21
Katie Moore	4:51.62	at B1G Invite #1 - 3/27/21	4:51.62	at B1G Invite #1 - 3/27/21
Abby Ryon	4:51.90	at Fighting Illini B1G Relays - 4/23/21	4:51.90	at Fighting Illini B1G Relays - 4/23/21
Bryce Gidel	4:55.23	at Fighting Illini B1G Relays - 4/23/21	4:55.23	at Fighting Illini B1G Relays - 4/23/21

3,000 METERS (School Record - 9:18.82)

Name	Season Best	Meet - Date	Collegiate Best	Meet - Date
Kelli Tosic	9:54.05	at B1G Florida Invite - 4/3/21	9:47.84	Hawkeye B1G Invite - 2/13/21
Emma Gordon	10:00.35	at B1G Florida Invite - 4/3/21	10:00.35	at B1G Florida Invite - 4/3/21

5,000 METERS (School Record - 15:45.84)

Name	Season Best	Meet - Date	Collegiate Best	Meet - Date
Emma Gordon	17:07.07	at B1G Invite #3 - 4/16/21	17:07.07	at B1G Invite #3 - 4/16/21
Gabby Skopec	17:40.20	at Fighting Illini B1G Relays - 4/23/21	17:24.19	at Husker Triangular - 1/16/21
Abby Ryon	17:58.37	at B1G Invite #1 - 3/26/21	17:58.37	at B1G Invite #1 - 3/26/21
Wren Renquist	18:11.04	at B1G Invite #1 - 3/26/21	18:11.04	at B1G Invite #1 - 3/26/21

10,000 METERS (School Record - 33:17.01)

Name	Season Best	Meet - Date	Collegiate Best	Meet - Date
Kelli Tosic	36:00.48	at B1G Invite #2 - 4/9/21	36:00.48	at B1G Invite #2 - 4/9/21
Wren Renquist	37:41.48	at B1G Invite #2 - 4/9/21	37:41.48	at B1G Invite #2 - 4/9/21

* - school record, % - part of heptathlon

2021 WOMEN'S OUTDOOR SEASON & COLLEGIATE BEST PERFORMANCES - Updated 4/24/21

400-METER RELAY (School Record - 44.04)

Names	Season Best	Meet - Date
Antonise Christian, Tionna Tobias, Cortney Strohman, Tia Saunders	46.45	at B1G Invite #1 - 3/27/21
Antonise Christian, LaSarah Hargrove, Tionna Tobias, Tesa Roberts	46.70	at B1G Husker Invite - 4/17/21
Katie Petersen, Tia Saunders, Cortney Strohman, Aly Weum	47.37	at B1G Husker Invite - 4/17/21

1,600-METER RELAY (School Record - 3:30.97)

Names	Season Best	Meet - Date
Mallory King, Cortney Strohman, Tia Saunders, Tesa Roberts	3:40.71	at B1G Husker Invite - 4/17/21
Mariel Bruxvoort, Jenny Kimbro, Tia Saunders, Payton Wensel	3:40.84	at B1G Invite #1 - 3/27/21
Mallory King, Tesa Roberts, Tia Saunders, Cortney Strohman	3:41.25	at B1G Florida Invite - 4/3/21
Jenny Kimbro, Antonise Christian, Mariel Bruxvoort, Payton Wensel	3:42.12	at B1G Florida Invite - 4/3/21
Karina Joiner, Lindsay Welker, Clare Pitcher, Aly Weum	3:49.93	at B1G Florida Invite - 4/3/21
Katie Moore, Mariel Bruxvoort, Clare Pitcher, Aly Weum	3:50.06	at B1G Husker Invite - 4/17/21
Lindsay Welker, Karina Joiner, Dallyssa Huggins, Katie Moore	3:54.48	at B1G Invite #1 - 3/27/21

HIGH JUMP (School Record - 1.86 meters)

Name	Season Best	Meet - Date	Collegiate Best	Meet - Date
Dallyssa Huggins	5-7 (1.70m)	at Fighting Illini B1G Relays - 4/24/21	5-11 1/4 (1.81m)	at B1G Outdoor Championships - 2018
Maria Gorham	5-6 1/2 (1.69m)	at B1G Florida Invite - 4/2/21	5-7 (1.70m)	at Larry Wieczorek - 1/23/21
Jenny Kimbro	5-4 1/4 (1.63m) ^	at B1G Husker Invite - 4/16/21	6-0 3/4 (1.85m) ^	at Bryan Clay Invite - 4/17/19

LONG JUMP (School Record - 6.78 meters)

Name	Season Best	Meet - Date	Collegiate Best	Meet - Date
Tionna Tobias	19-11 (6.07m)	at B1G Invite #1 - 3/27/21	19-11 (6.07m)	at B1G Invite #1 - 3/27/21
Eavion Richardson	19-2 3/4 (5.86m)	at B1G Invite #1 - 3/27/21	19-2 3/4 (5.86m)	at B1G Invite #1 - 3/27/21
Jenny Kimbro	18-9 1/4 (5.72m) ^	at B1G Husker Invite - 4/17/21	19-7 (5.97m) ^	at Bryan Clay Invite - 4/19/18
Kayla Hutchins	18-4 1/2 (5.60m)	at B1G Invite #1 - 3/27/21	18-4 1/2 (5.60m)	at B1G Invite #1 - 3/27/21
Dallyssa Huggins	16-6 1/2 (5.04m) ^	at B1G Husker Invite - 4/17/21	16-6 1/2 (5.04m) ^	at B1G Husker Invite - 4/17/21

* - school record, % - part of heptathlon

2021 WOMEN'S OUTDOOR SEASON & COLLEGIATE BEST PERFORMANCES - Updated 4/24/21

TRIPLE JUMP (School Record - 13.46 meters)

Name	Season Best	Meet - Date	Collegiate Best	Meet - Date
Kayla Hutchins	41-10 (12.75m)	at B1G Husker Invite - 4/17/21	41-10 (12.75m)	at B1G Husker Invite - 4/17/21
Eavion Richardson	41-1 (12.52m)	at B1G Florida Invite - 4/3/21	41-7 1/4 (12.58m)	at British University Championships - 2019

SHOT PUT (School Record - 18.02 meters)

Name	Season Best	Meet - Date	Collegiate Best	Meet - Date
Laulauga Tausaga	58-10 1/4 (17.94m)	at B1G Florida Invite - 4/2/21	59-1 1/2 (18.02m) *	at Beach Invite - 4/19/19
Nia Britt	52-5 1/2 (15.99m)	at B1G Invite #1 - 3/27/21	55-7 3/4 (16.96m)	at NCAA West Preliminary - 5/25/19
Kat Moody	52-1 1/4 (15.88m)	at B1G Husker Invite - 4/17/21	52-3 1/4 (15.93m)	Larry Wieczorek Invite - 1/22/21
Erika Hammond	49-0 1/4 (14.94m)	at B1G Invite #1 - 3/27/21	51-9 3/4 (15.79m)	Black & Gold Premier - 1/26/19
Ianna Roach	48-0 1/2 (14.64m)	at B1G Invite #1 - 3/27/21	48-0 1/2 (14.64m)	at B1G Invite #1 - 3/27/21
Jenny Kimbro	45-0 1/2 (13.73m) ^	at B1G Husker Invite - 4/16/21	45-0 1/2 (13.73m) ^	at B1G Husker Invite - 4/16/21
Jamie Kofron	44-6 1/4 (13.57m)	at B1G Invite #1 - 3/27/21	50-0 3/4 (15.26m)	at Husker Triangular - 1/16/21
Dallyssa Huggins	36-5 (11.10m) ^	at B1G Husker Invite - 4/16/21	46-0 3/4 (14.04m) ^	at B1G Championships - 2/26/21

DISCUS THROW (School Record - 63.26 meters)

Name	Season Best	Meet - Date	Collegiate Best	Meet - Date
Laulauga Tausaga	199-6 (60.81m)	at B1G Invite #1 - 3/27/21	209-9 (63.94m) *	at World Championships - 2019
Serena Brown	188-5 (57.44m)	at B1G Florida Invite - 4/3/21	198-1 (60.39m)	at Texas Relays - 2018
Kat Moody	161-1 (49.10m)	at B1G Husker Invite - 4/16/21	161-1 (49.10m)	at B1G Husker Invite - 4/16/21
Jamie Kofron	160-4 (48.88m)	at B1G Florida Invite - 4/3/21	160-4 (48.88m)	at B1G Florida Invite - 4/3/21

JAVELIN THROW (School Record - 55.30 meters)

Name	Season Best	Meet - Date	Collegiate Best	Meet - Date
Marissa Mueller	131-9 (40.15m)	at B1G Florida Invite - 4/3/21	154-3 (47.02m)	at B1G Championships - 5/10/19
Dallyssa Huggins	126-2 (38.46m)	at B1G Invite #1 - 3/27/21	126-2 (38.46m)	at B1G Invite #1 - 3/27/21
Jenny Kimbro	116-7 (35.53m) ^	at B1G Husker Invite - 4/17/21	116-7 (35.53m) ^	at B1G Husker Invite - 4/17/21

* - school record, % - part of heptathlon

2021 WOMEN'S OUTDOOR SEASON & COLLEGIATE BEST PERFORMANCES - Updated 4/24/21

HAMMER THROW (School Record - 61.34 meters)

Name	Season Best	Meet - Date	Collegiate Best	Meet - Date
Amanda Howe	201-2 (61.31m)	at B1G Florida Invite- 4/2/21	201-2 (61.31m)	at B1G Florida Invite- 4/2/21
Allison Wahrman	198-4 (60.45m)	at B1G Invite #1 - 3/27/21	198-4 (60.45m)	at B1G Invite #1 - 3/27/21
Nia Britt	184-7 (56.270m)	at B1G Husker Invite - 4/16/21	200-1 (60.99m)	at B1G Championships - 5/10/19
Erika Hammond	174-10 (53.29m)	at B1G Florida Invite- 4/2/21	174-10 (53.29m)	at B1G Florida Invite- 4/2/21
Laulauga Tausaga	162-11 (49.65m)	at B1G Husker Invite - 4/16/21	201-3 (61.34m)	at Mt. SAC Relays - 4/18/19
Jamie Kofron	161-5 (49.20m)	at B1G Invite #1 - 3/27/21	161-5 (49.20m)	at B1G Invite #1 - 3/27/21
Ianna Roach	154-2 (47.00m)	at B1G Florida Invite- 4/2/21	154-2 (47.00m)	at B1G Florida Invite- 4/2/21

HEPTATHLON (School Record - 5,679 points)

Name	Season Best	Meet - Date	Collegiate Best	Meet - Date
Jenny Kimbro	5,679 points *	at B1G Husker Invite - 4/16-17/21	5,679 points *	2x, last at B1G Husker Invite - 4/16-17/21
Dallyssa Huggins	5,064 points	at B1G Husker Invite - 4/16-17/21	5,307 points	at B1G Championships - 2017

* - school record, % - part of heptathlon

Big Ten Invitational #4 - Billy Hayes Invitational

Friday, April 30 & Saturday, May 1, 2021

Robert C. Haugh Track & Field Complex, Indiana University

Tentative Schedule of Events

Entries open on Monday, April 19 and close on Tuesday, April 27 at 1:00pm est

Saturday - Field Events

11:30am – 12:30pm: Implement Inspection

1:00pm Women Hammer

Men to follow

1:00pm Women Long Jump

Men to follow

2:45pm Women Javelin

Men to follow

3:00pm Women Pole Vault

Men to follow

3:30pm Women High Jump

Men to follow

4:00pm Women Shot Put

Men to follow

4:45pm Women Triple Jump

Men to follow

5:45pm Women Discus

Men to follow

Friday – Track Events

7:30pm Women 3,000m Steeplechase

7:45pm Men 3,000m Steeplechase

8:00pm Women 5,000m

8:30pm Men 5,000m

Saturday – Track Events

2:45pm Women 4 x 100m

3:00pm Men 4 x 100m

3:45pm Men 110m Hurdles, prelims

4:00pm Women 100m Hurdles, prelims

4:15pm Women 100m, prelims

4:30pm Men 100m, prelims

4:45pm Women 400m

5:00pm Men 400m

5:20pm Women 100m Hurdles, finals

5:35pm Men 110m Hurdles, finals

5:50pm Women 100m, finals

6:00pm Men 100m, finals

6:20pm Women 400m Hurdles

6:35pm Men 400m Hurdles

6:55pm Women 800m

7:10pm Men 800m

7:25pm Women 200m

7:40pm Men 200m

7:55pm Women 1,500m

8:10pm Men 1,500m

9:00pm Women 4 x 400m

9:15pm Men 4 x 400m

Updated, Tuesday, April 20, 2021