


OUTDOOR ALL-TIME TOP 10 PERFORMERS



Jeremy Allen




Justin Austin



Matt Byers



Troy Doris



William Dougherty



Mar'Yea Harris



Jeffery Herron

100 Meters

- Justin Austin, 2011 10.21
- O'Shea Wilson, 2017 10.22
- George Page, 1996 10.25
- James Harrington, 2015..... 10.26
- Anthuan Maybank, 1994 10.31
- Tim Dwight, 1997 10.31
- Josh Larney, 2013 10.31
- Vinnie Saucer, Jr., 2015 10.31
- Antonio Woodard, 2018..... 10.34**
- Bob Lawson, 1976 10.36

110-Meter High Hurdles

- Aaron Mallett, 2017..... 13.24
- Pat McGhee, 1989 13.50
- Jamal Britt, 2021 13.52**
- Jaylan McConico, 2019..... 13.61**
- Dion Trowers, 1996..... 13.62
- Ronnie McCoy, 1985 13.66
- Ethan Holmes, 2011 13.73
- Jordan Mullen, 2013..... 13.76
- Chris Douglas, 2018..... 13.76
- Anthony Williams, 2019 13.81

200 Meters

- Justin Austin, 2011 20.31
- Jeff Patrick, 1983 20.47
- James Harrington, 2015..... 20.50
- Karayme Bartley, 2019..... 20.51
- Anthuan Maybank, 1994 20.55
- Victor Green, 1984 20.60
- Antonio Woodard, 2018..... 20.61**
- Andre Morris, 1995 20.64
- George Page, 1996 20.67
- Collin Hofacker, 2017..... 20.71

400 Meters

- Mar'yea Harris, 2018..... 44.94
- Anthuan Maybank, 1993 44.99
- Andre Morris, 1995 45.15
- Mike Mondane, 1967 45.20
- Wayne Lawrence, Jr., 2019 45.33**
- Steven Willey, 2010 45.78
- Karayme Bartley, 2019..... 45.80
- DeJuan Frye, 2018 46.17
- Gary Hollingsworth, 1963..... 46.30
- Harold Leonard, 1986..... 46.45

400-Meter Hurdles

- Pat McGhee, 1988 48.83
- Monte Raymond, 1998..... 50.09
- Ray Varner, 2010..... 50.24
- Chris Douglas, 2019..... 50.32
- Paul Steele, 1989..... 50.45
- Russell Peterson, 2001 50.50
- Ethan Holmes, 2013 50.51
- Adam Kunkel, 2001..... 50.73
- Jon Reimer, 1967 50.94
- Noah Larrison, 2016 50.94

800 Meters

- Erik Sowinski, 2012..... 1:45.90
- Matt Manternach, 2019 1:46.93
- Carter Lilly, 2016..... 1:46.95
- Bill Frazier, 1962 1:47.64
- D'Juan Stozier, 1990 1:47.82
- Adam Hairston, 2011..... 1:48.10
- Tysen VanDraska, 2019 1:48.52**
- Will Teubel, 2015..... 1:48.60
- Nolan Teubel, 2019..... 1:48.75
- Michael Layne, 1999..... 1:49.61

1,500 Meters

- Jeff Thode, 2010 3:43.02
- Kal Lewis, 2021 3:43.32**
- Joel Moeller, 1978 3:44.01
- Jim Docherty, 1978..... 3:44.30
- Nathan Mylenek, 2019..... 3:44.49**
- Sam Fourman, 2015 3:44.50
- Michael Melchert, 2018 3:44.59
- Adam Jones, 2017 3:45.48
- Dan Waters, 1986 3:46.35
- Kevin Herd, 1994 3:46.64

3,000-Meter Steeplechase

- Nathan Mylenek, 2019..... 8:38.53**
- Deacon Jones, 1956..... 8:47.40
- Steve Pershing, 1978 8:54.59
- Andy Morris, 2000..... 8:56.21
- Matt Gerard, 1994 8:57.01
- Andy Napier, 2008 8:57.54
- Rollie Kitt, 1967 9:02.90
- Al Greene, 1985..... 9:02.96
- Tony Rakaric, 2005..... 9:03.29
- Mark Battista, 2010 9:04.60

5,000 Meters


- Micah VanDenend, 2007 13:49.31
- Nathan Mylenek, 2021..... 13:54.15**
- Larry Wiczorek, 1968..... 13:56.00
- Kevin Herd, 1993 13:59.00
- Stetson Steele, 2000..... 14:02.76
- Kevin Lewis, 2014 14:02.78
- Eric MacTaggart, 2005 14:04.79
- Dan Haut, 2006..... 14:07.30
- Jesse Luciano, 2010 14:08.71
- Adam Jones, 2017 14:11.52




Gabe Hull



Aaron Mallett



Anthuan Maybank




Pat McGhee


OUTDOOR ALL-TIME TOP 10 PERFORMERS



Nathan Mylenek



Erik Sowinski




Stetson Steele



Jeff Thode



Micah VanDenend



Todd Wigginton



Arno
van der Westhuizen

10,000 Meters

1. Stetson Steele, 2000..... 28:44.47
2. **Daniel Soto, 202128:48.18**
3. Eric MacTaggart, 2006..... 28:50.23
4. Kevin Lewis, 2015..... 28:59.62
5. Nick Nordheim, 2002..... 29:44.71
6. Trent Corey, 2002..... 29:45.25
7. Ian Eklin, 2017..... 29:47.06
8. Chad Schwitters, 1999..... 29:56.00
9. **Noah Healy, 2021.....29:56.30**
10. Luke Sampson, 2018..... 29:58.47

Decathlon

1. William Dougherty, 2018..... 7,673 pts
2. **Will Daniels, 2021.....7,649 pts**
3. **Peyton Haack, 2021.....7,458 pts**
4. **Austin West, 2021.....7,300 pts**
5. Kyle Reid, 2013..... 7,203 pts
6. Jack Eckert, 2015..... 7,087 pts
7. Dan Rolling, 2010..... 6,957 pts
8. Scott Faber, 2000..... 6,839 pts
9. Ryan Niver, 2008..... 6,837 pts
10. Chad Ohly, 1994..... 6,641 pts

High Jump

1. Jeffery Herron, 2012..... 7-4 1/4 (2.24)
2. Bill Hansen, 1978..... 7-4 (2.23)
Bill Knoedel, 1975..... 7-4 (2.23)
4. Kevin Spejcher, 2014..... 7-2 1/2 (2.20)
5. M. Cunningham, 1986..... 7-1 (2.16)
Kenneth Lansing, 1988..... 7-1 (2.16)
Jay Hunt, 2019..... 7-1 (2.16)
8. Pat Meade, 1987..... 7-0 1/4 (2.14)
9. Graham Valdes, 2012..... 6-11 3/4 (2.12)
10. Peter Hlavin, 1979..... 6-11 (2.11)
Scott Hudek, 1993..... 6-11 (2.11)
Jeremy Petsche, 2008..... 6-11 (2.11)
Brandon Oest, 2012..... 6-11 (2.11)

Pole Vault

1. Todd Wigginton, 1984..... 17-0 (5.18)
2. Chad Ohly, 1994..... 16-8 3/4 (5.10)
Kyle Reid, 2013..... 16-8 3/4 (5.10)
4. Curt Broek, 1978..... 16-8 (5.08)
5. Andy Jatis, 2018..... 16-7 1/2 (5.07)
6. Phil Wertman, 1971..... 16-7 (5.05)
Kelly Scott, 1988..... 16-7 (5.05)
8. **Peyton Haack, 2019..... 16-4 3/4 (5.00)**
9. John Teffer, 1972..... 16-2 (4.93)
10. Alex Zona, 2009..... 16-0 3/4 (4.90)

Long Jump

1. Anthuan Maybank, 1993..... 27-1 (8.25)
2. Bashir Yamini, 1997..... 26-8 1/4 (8.13)
3. Paul Jones, 1989..... 25-10 1/4 (7.88)
4. Darren Smith, 1991..... 25-9 3/4 (7.86)
5. Quinn Early, 1986..... 25-7 1/4 (7.80)
6. O'Shea Wilson, 2017..... 25-5 1/4 (7.75)
James Carter, 2021..... 25-5 1/4 (7.75)
8. Ed Gordon, 1931..... 25-4 3/8 (7.68)
9. Matty Gorman, 2006..... 25-1 1/4 (7.65)
10. Ronnie McCoy, 1985..... 25-0 (7.62)

Triple Jump

1. Troy Doris, 2012..... 54-8 (16.66)
2. **James Carter, 2021..... 54-2 3/4 (16.53)**
3. Babatunde Amosu, 2015..... 53-10 (16.15)
4. Paul Jones, 1990..... 53-9 (16.38)
5. Antwon James, 2017..... 52-4 1/2 (15.96)
6. Klyvens Delaunay, 2013... 52-2 1/2 (15.91)
7. Gordon Finch, 1988..... 50-9 1/4 (15.47)
8. Mike Lacy, 1984..... 50-5 (15.36)
9. Pat Miller, 1985..... 49-8 1/2 (15.25)
10. Matty Gorman, 2008..... 49-2 1/2 (15.00)

Shot Put

1. Jeremy Allen, 2001..... 63-2 3/4 (19.27)
2. Reno Tuufuli, 2018..... 62-10 3/4 (19.17)
3. Ken Kemeny, 2005..... 62-3 (18.97)
4. Shane Maier, 2006..... 62-2 1/4 (18.95)
5. Andy Banse, 2005..... 61-11 1/2 (18.88)
6. John Hickey, 2008..... 61-9 1/2 (18.83)
7. Avery Meyers, 2017..... 60-4 (18.39)
8. Chris Gambol, 1987..... 60-0 1/2 (18.30)
9. A.J. Curtis, 2008..... 59-8 1/4 (18.19)
10. Gabe Hull, 2014..... 59-4 1/4 (18.09)

Discus

1. Gabe Hull, 2014..... 207-1 (63.11)
2. Reno Tuufuli, 2019..... 205-2 (62.54)
3. A.J. Curtis, 2007..... 202-11 (61.84)
4. Gary Kostrubala, 1986..... 202-4 (61.68)
5. Jeremy Allen, 2001..... 195-4 (59.54)
6. Tim Brodersen, 2005..... 193-6 (58.98)
7. **Jordan Johnson, 2021.....189-5 (57.74)**
8. Avery Meyers, 2017..... 185-8 (56.61m)
9. Brad Daufeldt, 2004..... 185-0 (56.40)
10. Nick Brayton, 2009..... 180-11 (55.15)

Hammer

1. A. van der Westhuizen, 2001 222-11 (67.94)
2. Adam Hamilton, 2007..... 222-2 (67.73)
3. Jim Costello, 2002..... 217-7 (66.32)
4. Brad Daufeldt, 2004..... 207-10 (63.34)
5. Chris Voller, 2005..... 206-0 (62.80)
6. Matt Banse, 2012..... 201-11 (61.55)
7. Jeremy Allen, 2001..... 199-0 (60.66)
8. Ben Stancombe, 2011..... 197-6 (60.20)
9. **Tyler Lienau, 2021.....194-1 (59.17)**
10. **Jordan Johnson, 2021.....189-5 (57.74)**

Javelin

1. Matt Byers, 2011..... 245-8 (74.89)
2. Bill Neumann, 2002..... 244-8 (74.58)
3. Dan Ralph, 2000..... 227-10 (69.44)
4. Sam Joens, 2015..... 211-5 3/4 (64.45)
5. Zach Schimp, 2010..... 211-0 (64.32)
6. Alex Balke, 2016..... 205-11 (62.77)
7. Kale Katt, 2007..... 204-0 (62.17)
8. Joel Storm, 2004..... 203-5 (62.01)
9. Matt Stank, 2001..... 199-0 (60.66)
10. **Austin West, 2021.....193-0 (58.82m)**

MEN'S ALL-TIME TOP 10 RELAYS

400-Meter Relay

1. Brissett, Wilson, Thompson, Mallett, 2017 39.12
2. Hofacker, **Woodard, Lawrence Jr.**, Bartley, 2019 39.17
3. Mincy, Wilson, Harrington, Brown, 2014 39.19
4. Mincy, Austin, E. Holmes, Larney, 2013 39.31
5. Saucer, Jr., Brissett, Harrington, Mallett, 2016 39.44
6. Brissett, Wilson, **Woodard**, Mallett, 2017 39.46
7. Beecham, Duckett, Greer, R. Smith, 1984 39.48
8. Mallett, Wilson, Ogwo, Harris, 2017 39.49
9. **Woodard**, Wilson, Hofacker, Harris, 2018 39.51
10. Brissett, Harris, Harrington, Mallett, 2016 39.53

Shuttle Hurdle Relay

1. McGhee, Armstrong, Falls, Stelle, 1989 57.80
2. Wigginton, Jones, Lacey, McCoy, 1985 59.77
3. Williams, **Haack, Braverman, McConico, 2019** **1:01.14**
4. 1975 1:05.20

800-Meter Relay

1. James, Mallett, Harris, B. Thompson, 2017 1:23.02
2. B. Thompson, Brissett, Harrington, Ganschow, 2016 1:23.36
3. B. Thompson, Ganschow, **Frye**, Hofacker, 2017 1:23.73
4. Richardson, Sayon, Richards, Chaney, Jr., 2009 1:24.85
5. Harrington, VanCleave, Wilson, Mallett, 2014 1:24.86
6. Austin, Brown, Larney, VanCleave, 2013 1:25.60
7. Wilson, Sorrells, Douglas, Williams, 2018 1:25.87
8. Barclay, McCalister, Jensen, Elliott, 1979 1:26.39
9. Sorrells, **Braverman**, Douglas, **Haack**, 2019 1:28.29
10. Thomas, Balkrishnan, Patterson, Freidrich 1991 1:28.38

1,600-Meter Relay

1. **Lawrence Jr., Woodard**, Bartley, Harris, 2019 3:00.14
2. **Frye**, Harris, Hofacker, Ogwo, 2017 3:01.91
3. **Frye**, Ogwo, Hofacker, Harris, 2017 3:02.57
4. **Lawrence Jr., Woodard**, Hofacker, Harris, 2019 3:03.10
5. Morris, Davis, Page, Rozell, 1995 3:03.11
6. Branch, Dwight, Dodge, Yamini, 1999 3:03.29
7. **Frye, Woodard**, Hofacker, Harris, 2018 3:03.69
8. Ogwo, Harris, **Hofacker, Lilly**, 2017 3:03.78
9. Ferree, Frazier, Mondane, Reimer, 1967 3:04.10
10. Hofacker, **Woodard, Frye**, Harris, 2018 3:04.38

Sprint Medley Relay

1. McCorkle, Jones, Chung, Strozier, 1990 3:15.64
2. Sayon, Austin, Willey, Sowinski, 2011 3:16.18
3. Richards, Larney, Davey, Sowinski, 2012 3:17.25
4. Richardson, Richards, Willey, Sowinski, 2010 3:17.74
5. Hofacker, **Woodard**, Harris, **VanDraska**, 2018 3:18.11
6. Saucer, Jr., Brissett, Harris, Lilly, 2016 3:18.53
7. Hofacker, **Woodard**, Harris, Lilly, 2017 3:18.73
8. Armstrong, Thomas, Maybank, Strozier, 1991 3:18.93
9. Yamini, Davis, Dodge, Donovan, 1999 3:19.87
10. Richards, Chaney, Jr., Barton, Hairston, 2009 3:20.05

3,200-Meter Relay

1. Schum, Christensen, Steffen, Criswell, 1971 7:18.60
2. **VanDraska, Still**, Teubel, Lilly, 2019 7:22.50
3. Hairston, Prom, Thode, Sowinski, 2011 7:23.77
4. Manternach, **VanDraska**, W. Teubel, Lilly, 2017 7:24.77
5. Melchert, Manternach, N. Teubel, Lilly, 2018 7:28.37
6. Corrigan, Blackman, Strozier, Chambers, 1989 7:29.00
7. **Hoffman, Olson, Still, VanDraska, 2021** **7:29.81**
7. Melchert, Dorman, Lilly, Larrison, 2016 7:30.32
8. N. Teubel, Manternach, Chaidez, W. Teubel, 2017 7:30.74
9. Lilly, Dorman, W. Teubel, Davey, 2015 7:31.48
10. Willey, Braff, Sowinski, Hairston, 2009 7:33.08

Distance Medley Relay

1. Pershing, Moeller, Slack, Docherty, 1978 9:39.94
2. Kuczwarra, Barton, Hairston, Thode, 2011 9:41.37
3. N. Holmes, VanCleave, Sowinski, Thode, 2012 9:41.59
4. Young, Barton, Kuczwarra, Luciano, 2010 9:42.97
5. **Mylenek**, Thompson, Manternach, Melchert, 2018 9:50.70
6. **VanDraska, Lawrence Jr.**, Teubel, **Mylenek**, 2019 9:53.14
7. Prom, Davey, Weir, Witt, 2013 9:53.83
8. Theisen, Williams, Wiesa, Waters, 1985 9:54.04
9. Wilfong, Slaymaker, W. Teubel, Witt, 2013 9:54.05
10. Luciano, Pierre, Hairston, VanDenend, 2007 9:54.07

6,400-Meter Relay

1. Pershing, Fuller, Moeller, Docherty, 1978 16:27.70
2. Rakaric, Webster, MacTaggart, VanDenend, 2006 16:55.43
3. Lewis, Witt, Hart, Fourman, 2015 16:58.44
4. Price, Eklin, Gardarsson, Docherty, 2016 17:00.30
5. Paul, Kadlec, Thode, Luciano, 2010 17:01.46
6. Witt, Lewis, Hart, Butler, 2014 17:01.65
7. N. Holmes, Witt, Thode, Lewis, 2012 17:02.26
8. Thomas, Allen, Rakaric, Lloyd, 2003 17:06.27
9. Pittman, Novotny, Feeldy, Marquardt, 1995 17:12.49
10. Bakker, Feeldy, Peters, Pittman, 1996 17:13.10