







# 2021 NCAA Championships - Qualifier

## Team Results

Apr 16, 2021

Rank	Gym	Team	Score						
1	Stanford	X	413.855	70.797 1	64.398 3	69.965 1	73.065 1	68.165 2	67.465 1
2	Michigan	X	411.455	69.265 4	67.665 1	69.264 2	70.065 4	68.598 1	66.598 3
3	Minnesota	X	404.623	68.832 6	64.098 4	65.999 4	71.698 2	66.532 3	67.464 2
4	Penn State	X	402.356	70.100 2	67.065 2	64.331 5	69.298 6	65.964 4	65.598 4
5	Iowa	X	401.120	69.997 3	62.898 5	67.865 3	70.198 3	65.731 5	64.431 5
6	California	X	392.055	69.065 5	62.132 6	63.264 6	69.965 5	64.098 6	63.531 6

# NCAA Gymnastics Score Sheet

Teams: Home Penn State Univ.

Visitor Stanford Univ.

Date Apr 16, 2021

Place Maturi Pavilion

Attendance 0

Name	D	1	2	3	4	5	nd	AVE
1 Kaleb Booth	1203	5.5	8.4	8.5	8.5	8.5	8.9	14.000
2 Ethan Dick	1208	5.2	8.7	8.7	8.4	9.0	8.7	13.900
3 Robbie Shamp	1218	5.4	8.4	8.5	8.4	8.4	8.4	13.800
4 Brennan Pantazis	1214	5.4	8.0	8.3	8.1	7.6	8.2	13.500
5 Matt Cormier	1207	5.8	9.0	9.2	9.1	9.1	9.1	14.900

Name	D	1	2	3	4	5	nd	AVE
1 Brandon Nguyen	1311	5.4	8.4	8.6	8.4	8.4	8.7	13.866
2 Riley Loos	1308	5.8	8.5	8.7	8.6	8.4	8.6	14.366
3 Zach Martin	1310	5.4	8.6	8.5	8.7	8.7	8.8	14.066
4 Brandon Briones	1303	5.7	9.0	9.2	9.1	8.9	9.0	14.733
5 Blake Wilson	1318	5.2	8.2	8.8	8.5	8.8	8.4	13.766

Floor Score: 70.100 Running Score: 70.100

Floor Score: 70.797 Running Score: 70.797

Name	D	1	2	3	4	5	nd	AVE
1 Alex Frack	1209	4.5	7.8	8.3	8.1	8.1	8.2	12.633
2 Ethan Dick	1208	4.8	8.5	8.4	8.2	8.2	8.6	13.166
3 Jack Baldwin	1202	5.4	8.0	8.5	8.3	8.3	8.6	13.766
4 Nick Mock	1213	5.8	7.9	8.1	8.0	8.1	7.7	13.800
5 Michael Jaroh	1210	5.1	8.7	8.6	8.8	8.5	8.4	13.700

Name	D	1	2	3	4	5	nd	AVE
1 Ian Gunther	1306	4.9	6.8	6.8	6.6	6.1	6.5	11.533
2 Riley Loos	1308	5.4	8.1	7.8	7.8	8.2	7.9	13.333
3 Brody Malone	1309	5.7	8.1	8.0	7.9	8.2	7.6	13.700
4 Brandon Briones	1303	5.4	7.0	7.0	7.1	6.5	6.9	12.366
5 J.R. Chou	1304	5.4	8.0	7.9	8.1	8.7	8.1	13.466

Pommel Score: 67.065 Running Score: 137.165

Pommel Score: 64.398 Running Score: 135.195

Name	D	1	2	3	4	5	nd	AVE
1 Alex Frack	1209	4.3	8.4	8.1	8.3	8.4	8.0	12.566
2 Nathaniel Warren	1220	4.7	8.3	8.2	8.4	8.2	8.4	13.000
3 Brennan Pantazis	1214	4.5	7.7	7.3	7.6	7.4	8.1	12.066
4 Parker Clayton	1205	5.1	9.0	8.8	9.1	9.2	9.0	14.133
5 Michael Jaroh	1210	4.8	7.6	7.8	7.9	7.8	7.7	12.566

Name	D	1	2	3	4	5	nd	AVE
1 Matthew Szot	1316	4.9	8.9	8.4	8.9	8.7	8.7	13.666
2 Riley Loos	1308	5.3	8.9	8.9	9.0	8.8	9.0	14.233
3 Brody Malone	1309	5.2	9.2	9.0	9.1	8.6	9.0	14.233
4 Colt Walker	1317	4.6	9.0	8.6	9.2	9.1	9.4	13.700
5 Ian Gunther	1306	5.0	9.3	9.2	9.2	9.0	9.0	14.133

Rings Score: 64.331 Running Score: 201.496

Rings Score: 69.965 Running Score: 205.160

Name	D	1	2	3	4	5	nd	AVE
1 Kaleb Booth	1203	4.9	9.3	9.4	9.5	9.6	9.6	14.400
2 Ethan Dick	1208	4.8	9.2	9.3	9.3	9.3	9.0	14.066
3 Brennan Pantazis	1214	5.2	9.0	9.3	9.2	9.1	9.1	14.233
4 Matt Cormier	1207	5.2	8.3	8.3	8.5	8.2	8.2	13.366
5 Michael Jaroh	1210	5.2	8.2	8.1	8.0	8.1	8.2	13.233

Name	D	1	2	3	4	5	nd	AVE
1 Curran Phillips	1314	5.2	9.4	9.4	9.6	9.4	9.5	14.633
2 Brandon Nguyen	1311	5.2	9.4	9.2	9.4	9.1	9.1	14.433
3 Brody Malone	1309	5.2	9.5	9.5	9.4	9.5	9.5	14.700
4 Brandon Briones	1303	5.2	9.5	9.5	9.3	9.3	9.3	14.566
5 Zach Martin	1310	5.2	9.6	9.4	9.5	9.5	9.6	14.733

Vault Score: 69.298 Running Score: 270.794

Vault Score: 73.065 Running Score: 278.225

Name	D	1	2	3	4	5	nd	AVE
1 Nick Mock	1213	4.4	8.6	8.7	8.3	8.6	8.3	12.900
2 Matt Cormier	1207	4.8	8.0	8.0	8.4	8.4	8.1	12.966
3 Ethan Dick	1208	4.9	8.5	8.4	8.5	8.1	8.5	13.366
4 Andres Perez Gines	1215	5.4	7.8	7.4	7.6	7.0	7.7	12.966
5 Michael Jaroh	1210	4.7	9.2	9.1	8.9	9.2	8.9	13.766

Name	D	1	2	3	4	5	nd	AVE
1 Ian Gunther	1306	5.5	7.7	7.7	7.7	7.2	8.2	13.200
2 Curran Phillips	1314	5.5	7.9	7.9	8.2	8.3	7.6	13.500
3 Brody Malone	1309	6.0	8.0	7.9	8.2	8.0	8.4	14.066
4 Brandon Briones	1303	5.5	7.6	7.6	8.4	7.9	8.0	13.333
5 Blake Sun	1315	5.7	8.3	8.1	8.5	8.6	8.3	14.066

P. Bar Score: 65.964 Running Score: 336.758

P. Bar Score: 68.165 Running Score: 346.390

Name	D	1	2	3	4	5	nd	AVE
1 Alex Frack	1209	5.0	8.3	8.4	8.7	8.5	8.1	13.400
2 Ethan Dick	1208	4.3	8.8	8.6	8.9	8.8	8.6	13.033
3 Matt Cormier	1207	4.9	8.3	8.2	7.9	8.4	8.3	13.166
4 Andres Perez Gines	1215	4.9	7.8	8.2	8.2	7.8	7.7	12.833
5 Michael Jaroh	1210	4.8	8.3	8.4	8.3	8.4	8.4	13.166

Name	D	1	2	3	4	5	nd	AVE
1 Riley Loos	1308	5.0	8.6	8.7	9.0	8.4	8.2	13.566
2 Brandon Nguyen	1311	4.9	8.0	8.2	8.3	8.2	8.3	13.133
3 Brody Malone	1309	5.6	7.5	7.3	8.0	7.8	7.3	13.133
4 Brandon Briones	1303	5.4	8.7	8.3	8.5	8.8	8.4	13.933
5 Ian Gunther	1306	5.1	8.7	8.4	8.6	8.6	8.6	13.700

H. Bar Score: 65.598 Running Score: 402.356

H. Bar Score: 67.465 Running Score: 413.855

Final Team Score: 402.356

Final Team Score: 413.855

### All-Arounders

	Dick	Jaroh			
FX	13.900	13.066			
PH	13.166	13.700			
SR	12.933	12.566			
VT	14.066	13.233			
PB	13.366	13.766			
HB	13.033	13.166			
AA	80.464	79.497			

### All-Arounders

FX					
PH					
SR					
VT					
PB					
HB					
AA					

Judge's Signatures \* FX George Krenk, Mitch Griffin \* PH Sho Nakamori, Felix Aronovich \* SR Gerrit DeJonge, Kevin Muenz \* VT Rich Ellis, Bob Cass \* PB Nate Dobson, Paul Evatt \* HB Scott Schaffer, Ron Hill

\* Head Judge Eric Briley, Steve Jaciuk, Dave Moseley Lance Abiernaskey, Greg Ter-Zahariant Mickey Curth, Nathan Fortunato, Jon Por Dave Contreras, Lisa West Dave Eppert Daniel Furney, Mackenzie Dow, Lynn B Brandon Bruen, Alex Varga, Brent Simmo

Coach's Signature Randy Jepson

Coach's Signature Thom Glielmi

# NCAA Gymnastics Score Sheet

Teams: Home U.C. Berkeley - California

Visitor Univ. Of Iowa

Date Apr 16, 2021

Place Maturi Pavilion

Attendance 0

Name	D	1	2	3	4	5	nd	AVE
1 Aidan Giusti	304	4.8	9.2	9.0	9.1	9.1	9.2	13.933
2 Caleb Rickard	313	4.7	8.9	9.0	9.0	8.8	8.9	13.633
3 Noah Newfeld	309	4.9	8.7	8.8	8.8	8.9	9.0	13.733
4 Kyle Abe	301	5.0	8.7	9.0	8.8	8.7	8.9	13.800
5 Yu-Chen Lee	307	5.1	8.6	9.0	8.8	8.9	8.9	13.966

Name	D	1	2	3	4	5	nd	AVE
1 James Friedman	505	5.3	8.3	8.4	8.3	8.4	8.7	13.666
2 Evan Davis	504	5.3	9.0	8.9	9.0	9.1	8.9	14.266
3 Kulani Taylor	512	5.5	8.4	8.3	8.0	8.6	8.9	13.933
4 Stewart Brown	502	5.2	8.5	8.6	8.5	8.6	8.8	13.766
5 Bennet Huang	508	5.5	8.8	9.0	8.8	8.8	9.1	14.366

Floor Score: **69.065** Running Score: **69.065**

Floor Score: **69.997** Running Score: **69.997**

Pommel	D	1	2	3	4	5	nd	AVE
1 Caleb Rickard	313	3.9	8.4	8.3	8.1	7.6		12.133
2 Darren Wong	317	4.5	7.6	7.5	7.6	6.9	7.2	11.933
3 Aidan Li	308	5.3	7.2	7.8	7.6	7.9	7.4	12.900
4 Noah Newfeld	309	5.0	7.5	7.5	7.6	8.0	7.6	12.566
5 Will Lav anakul	306	5.7	7.0	6.6	7.5	6.2	7.1	12.600

Pommel	D	1	2	3	4	5	nd	AVE
1 Drew Helberg	506	4.9	7.7	7.3	8.0	8.1	8.4	12.833
2 James Friedman	505	4.7	7.6	7.5	8.2	8.1	8.2	12.666
3 Evan Davis	504	5.3	7.8	8.1	8.1	7.9	8.2	13.333
4 Carter Tope	514	4.0	7.0	7.0	6.7	6.1	6.6	10.766
5 Bennet Huang	508	5.3	8.0	7.7	8.1	8.2	7.9	13.300

Pommel Score: **62.132** Running Score: **131.197**

Pommel Score: **62.898** Running Score: **132.895**

Rings	D	1	2	3	4	5	nd	AVE
1 Jelani Sweet	316	4.1	8.7	9.0	8.6	8.6	9.0	12.866
2 Ron Israel	305	4.2	7.9	7.9	8.2	7.9	8.1	12.166
3 Savion Perea	311	4.2	8.8	9.0	8.4	8.5	8.7	12.866
4 Noah Newfeld	309	4.4	8.3	8.5	8.0	7.8	8.4	12.633
5 Yu-Chen Lee	307	4.7	8.0	8.4	8.1	8.0	7.9	12.733

Rings	D	1	2	3	4	5	nd	AVE
1 Evan Davis	504	4.8	9.0	9.1	9.0	9.0	9.1	13.833
2 Stewart Brown	502	4.2	9.2	9.2	9.4	9.4	9.2	13.466
3 Bennet Huang	508	4.6	8.7	8.4	8.5	8.4	8.6	13.100
4 James Friedman	505	4.5	9.3	9.2	9.1	9.1	9.3	13.700
5 Peyton Hobson	507	5.1	8.8	8.7	8.6	8.5	8.7	13.766

Rings Score: **63.264** Running Score: **194.461**

Rings Score: **67.865** Running Score: **200.760**

Vault	D	1	2	3	4	5	nd	AVE
1 Aidan Giusti	304	4.9	9.0	9.2	9.0	9.0	9.2	13.966
2 Jelani Sweet	316	4.8	9.0	9.2	8.9	9.2	9.1	13.900
3 Yu-Chen Lee	307	4.8	8.9	9.0	9.2	9.0	9.1	13.833
4 Kyle Abe	301	5.2	8.9	8.8	8.9	8.5	8.9	-0.1 13.966
5 Caleb Rickard	313	5.2	8.9	9.0	9.2	9.1	9.2	14.300

Vault	D	1	2	3	4	5	nd	AVE
1 Evan Davis	504	4.8	9.2	9.2	9.3	9.2	9.2	14.000
2 James Friedman	505	4.8	9.2	9.1	9.3	8.9	9.1	-0.1 13.833
3 Amari Sewell	511	5.2	9.3	9.3	9.4	9.4	9.4	14.566
4 Stewart Brown	502	5.2	8.5	8.4	8.4	8.3	8.2	13.566
5 Bennet Huang	508	4.8	9.4	9.4	9.3	9.5	9.5	14.233

Vault Score: **69.965** Running Score: **264.426**

Vault Score: **70.198** Running Score: **270.958**

Bars	D	1	2	3	4	5	nd	AVE
1 Aidan Giusti	304	4.5	8.4	8.6	8.6	8.6	9.0	13.100
2 Caleb Rickard	313	4.1	8.1	8.2	8.6	8.0	7.9	12.200
3 Kyle Abe	301	4.3	8.4	8.1	8.3	8.2	8.3	12.566
4 Noah Newfeld	309	4.9	8.4	8.4	8.2	8.8	8.3	13.266
5 Yu-Chen Lee	307	4.7	7.8	8.0	8.5	8.5	8.3	12.966

Bars	D	1	2	3	4	5	nd	AVE
1 Peyton Hobson	507	4.5	8.8	9.1	9.1	9.0	8.6	13.466
2 Bennet Huang	508	4.9	8.7	8.9	8.8	9.1	9.2	13.833
3 Evan Davis	504	5.3	8.3	7.9	8.1	8.2	7.8	13.366
4 Carter Tope	514	4.9	8.6	8.8	8.9	8.9	8.8	13.733
5 Stewart Brown	502	4.6	6.7	6.7	7.3	6.8	6.3	11.333

P. Bar Score: **64.098** Running Score: **328.524**

P. Bar Score: **65.731** Running Score: **336.689**

High Bars	D	1	2	3	4	5	nd	AVE
1 Collin Cunane	302	4.2	7.3	7.7	7.5	7.6	7.5	11.733
2 Noah Newfeld	309	4.3	9.0	8.7	9.3	8.9	8.4	13.166
3 Yu-Chen Lee	307	4.2	8.7	8.8	8.4	8.8	8.8	12.966
4 Kyle Abe	301	4.7	7.6	7.7	8.0	7.3	7.9	12.433
5 Caleb Rickard	313	4.5	8.9	8.7	8.8	8.7	8.5	13.233

High Bars	D	1	2	3	4	5	nd	AVE
1 Bennet Huang	508	4.3	8.8	8.8	8.7	8.7	8.8	13.066
2 Noah Scigliano	510	4.6	8.3	8.4	8.4	8.6	8.8	13.066
3 Alexander Walther	515	4.7	7.9	8.2	8.2	7.7	7.8	12.666
4 Stewart Brown	502	4.4	8.1	8.1	8.1	8.1	7.8	12.500
5 Evan Davis	504	4.6	8.6	8.6	8.7	8.4	8.4	13.133

H. Bar Score: **63.531** Running Score: **392.055**

H. Bar Score: **64.431** Running Score: **401.120**

Final Team Score: **392.055**

Final Team Score: **401.120**

### All-Arounders

	Lee	Newfeld			
FX	13.966	13.733			
PH	11.966	12.566			
SR	12.733	12.633			
VT	13.833	13.266			
PB	12.966	13.266			
HB	12.966	13.166			
AA	78.430	78.630			

### All-Arounders

	Brown	Davis	Huang		
	13.766	14.266	14.366		
	11.866	13.333	13.300		
	13.466	13.833	13.100		
	13.566	14.000	14.233		
	11.333	13.366	13.833		
	12.500	13.133	13.066		
	76.497	81.931	81.898		

Judge's Signatures \* FX George Krenk, Mitch Griffin \* PH Sho Nakamori, Felix Aronovich \* SR Gerrit DeJonge, Kevin Muenz \* VT Rich Ellis, Bob Cass \* PB Nate Dobson, Paul Evatt \* HB Scott Schaffer, Ron Hill

\* Head Judge Eric Briley, Steve Jaciuk, Dave Moseley Lance Abiernaskey, Greg Ter-Zahariant Mickey Curth, Nathan Fortunato, Jon For Dave Contreras, Lisa West Dave Eppert Daniel Furney, Mackenzie Dow, Lynn B Brandon Bruen, Alex Varga, Brent Simmo

Coach's Signature JT Okada

Coach's Signature JD Reive

# NCAA Gymnastics Score Sheet

Teams: Home Univ. Of Michigan

Visitor Univ. Of Minnesota

Date Apr 16, 2021

Place Maturi Pavilion

Attendance 0

Name	D	1	2	3	4	5	nd	AVE
1 James Read	617	5.3	8.9	9.0	8.6	8.9	8.7	14.133
2 Miles Miller	612	5.0	7.7	7.7	7.6	8.2	7.8	12.733
3 Adam Wooten	625	5.4	8.7	8.7	8.8	8.5	8.9	14.133
4 Jacob Moore	613	5.6	8.8	8.3	8.4	8.9	8.8	14.266
5 Nick Guy	607	5.5	8.5	8.2	8.4	8.6	8.9	14.000

Name	D	1	2	3	4	5	nd	AVE
1 Colton Dee	703	5.3	8.5	8.8	8.5	8.6	8.6	13.866
2 Ben Eyles	705	4.9	8.3	8.2	8.1	8.5	8.5	13.233
3 Garrett Kasiski	708	5.1	7.9	8.1	7.7	7.8	8.2	12.933
4 Shane Wiskus	716	5.9	9.2	9.1	9.2	9.2	9.2	15.100
5 Mike Moran	711	5.6	8.3	8.1	8.3	8.4	8.3	13.700

Floor Score: 69.265 Running Score: 69.265

Floor Score: 68.832 Running Score: 68.832

Name	D	1	2	3	4	5	nd	AVE
1 David Willett	624	5.1	8.7	8.5	8.6	8.6	8.5	13.666
2 Markus Shears	619	5.5	8.6	8.8	8.2	8.3	8.7	14.033
3 Cameron Bock	602	5.7	8.5	8.3	8.6	8.4	8.5	14.166
4 Paul Juda	608	5.0	9.1	8.9	8.9	8.9	8.9	13.900
5 Jacob Moore	613	5.0	6.4	6.5	7.0	7.3	7.2	11.900

Name	D	1	2	3	4	5	nd	AVE
1 Noah Duran	704	5.3	7.0	7.2	7.5	7.6	7.9	12.733
2 Henry Meeker	710	4.8	8.3	8.2	7.6	8.6	8.5	13.133
3 David Pochinka	714	5.1	6.9	6.7	7.1	7.5	7.0	12.100
4 Shane Wiskus	716	5.3	8.0	8.0	8.3	8.7	8.5	13.566
5 Mike Moran	711	4.7	8.0	7.8	7.8	8.4	7.8	12.566

Pommel Score: 67.665 Running Score: 136.930

Pommel Score: 64.098 Running Score: 132.930

Name	D	1	2	3	4	5	nd	AVE
1 Thomas Paul	615	4.5	9.2	9.1	8.8	8.9	8.9	13.466
2 Anthony Tawfik	621	4.4	8.6	8.7	8.9	8.6	8.5	13.033
3 James Read	617	5.1	9.0	9.2	9.0	9.0	9.2	14.166
4 Cameron Bock	602	5.3	9.2	9.1	9.3	9.4	9.2	14.533
5 Paul Juda	608	5.1	8.9	9.0	9.2	8.9	9.0	14.066

Name	D	1	2	3	4	5	nd	AVE
1 Henry Meeker	710	4.4	8.8	8.4	8.9	8.9	8.8	13.233
2 Crew Bold	701	4.7	8.0	8.1	7.6	7.9	8.2	12.700
3 Colton Dee	703	5.1	7.8	7.6	7.8	7.7	7.6	12.800
4 Shane Wiskus	716	5.5	9.0	8.9	8.8	8.7	8.9	14.366
5 Mike Moran	711	4.2	8.9	8.7	8.5	8.5	8.9	12.900

Rings Score: 69.264 Running Score: 206.194

Rings Score: 65.999 Running Score: 198.929

Name	D	1	2	3	4	5	nd	AVE
1 James Read	617	4.8	9.2	9.0	9.1	9.1	9.1	13.900
2 Miles Miller	612	4.8	9.0	9.1	8.9	9.0	9.1	13.733
3 Casey Cummings	605	4.9	9.3	9.4	9.4	9.6	9.5	14.333
4 Nick Guy	607	5.2	8.5	8.3	8.4	8.1	8.4	13.466
5 Paul Juda	608	5.2	9.4	9.5	9.2	9.4	9.5	14.633

Name	D	1	2	3	4	5	nd	AVE
1 Colton Dee	703	4.8	9.2	9.1	9.0	9.3	9.2	13.966
2 Donte McKinney	709	5.2	9.1	9.0	9.1	9.1	9.2	14.200
3 Ben Eyles	705	5.2	9.3	9.1	9.3	9.2	9.3	14.466
4 Shane Wiskus	716	5.2	9.6	9.6	9.5	9.4	9.6	14.766
5 Mike Moran	711	5.2	9.1	9.1	8.9	9.1	9.2	14.300

Vault Score: 70.065 Running Score: 276.259

Vault Score: 71.698 Running Score: 270.627

Name	D	1	2	3	4	5	nd	AVE
1 Virgil Watkins	622	5.2	8.6	8.5	8.8	8.6	8.4	13.766
2 Jacob Moore	613	4.9	7.0	6.8	7.2	6.4	7.3	11.900
3 Evgeny Siminiuc	620	5.4	8.8	8.9	9.0	9.2	8.7	14.300
4 Cameron Bock	602	5.9	8.5	8.4	8.3	8.5	8.6	14.366
5 Paul Juda	608	5.8	8.5	8.4	8.5	8.8	8.2	14.266

Name	D	1	2	3	4	5	nd	AVE
1 Victor Perez	713	4.3	8.4	8.3	8.4	7.8	8.3	12.633
2 Donte McKinney	709	4.6	8.6	8.6	8.6	8.5	8.6	13.200
3 Crew Bold	701	5.2	8.4	8.0	7.8	7.7	7.8	13.066
4 David Pochinka	714	5.5	7.7	7.3	7.7	7.2	7.6	13.033
5 Shane Wiskus	716	6.0	8.4	8.5	8.7	8.6	8.8	14.600

P. Bar Score: 68.598 Running Score: 344.857

P. Bar Score: 66.532 Running Score: 337.159

Name	D	1	2	3	4	5	nd	AVE
1 Steven Lukasik	611	4.2	7.7	7.8	7.9	7.7	7.6	11.933
2 Anthony Tawfik	621	4.9	7.8	8.4	8.0	8.1	7.5	12.866
3 Thomas Paul	615	5.0	8.6	8.7	8.6	8.2	8.3	13.500
4 Adam Wooten	625	5.2	8.7	8.8	8.9	8.7	8.7	13.933
5 Paul Juda	608	5.4	8.9	8.9	9.4	9.1	8.9	14.366

Name	D	1	2	3	4	5	nd	AVE
1 Victor Perez	713	4.4	8.6	8.4	8.7	8.4	8.4	12.866
2 Ben Eyles	705	3.9	8.8	9.0	8.7	8.7	8.9	12.700
3 Donte McKinney	709	5.0	9.2	9.0	9.4	9.3	9.3	14.266
4 Crew Bold	701	5.1	8.2	8.6	8.4	8.4	8.6	13.566
5 Shane Wiskus	716	5.5	8.4	8.6	8.5	8.6	8.8	14.066

H. Bar Score: 66.598 Running Score: 411.455

H. Bar Score: 67.464 Running Score: 404.623

Final Team Score: 411.455

Final Team Score: 404.623

### All-Arounders

### All-Arounders

	FX	PH	SR	VT	PB	HB	AA
FX							
PH							
SR							
VT							
PB							
HB							
AA							

	Moran	Wiskus				
FX	13.700	15.100				
PH	12.566	13.566				
SR	12.900	14.366				
VT	14.300	14.766				
PB	12.466	14.600				
HB	12.566	14.066				
AA	78.498	86.464				

Judge's Signatures \* FX George Krenk, Mitch Griffin \* PH Sho Nakamori, Felix Aronovich \* SR Gerrit DeJonge, Kevin Muenz \* VT Rich Ellis, Bob Cass \* PB Nate Dobson, Paul Evatt \* HB Scott Schaffer, Ron Hill

\* Head Judge Eric Briley, Steve Jaciuk, Dave Moseley Lance Abiernaskey, Greg Ter-Zahariant Mickey Curth, Nathan Fortunato, Jon For Dave Contreras, Lisa West, Dave Eppert Daniel Furney, Mackenzie Dow, Lynn B Brandon Bruen, Alex Varga, Brent Simmo

Coach's Signature Kurt Golder

Coach's Signature Mike Burns

# 2021 NCAA Championships - Qualifier

## Event Results - Floor

Apr 16, 2021

Page: 1  
Printed: 4/16/2021 9:27 PM

Men / 10

Session: 2



Rank	Num	Name	Gym	D	Exec	ND	Score	Out
1	716	Shane Wiskus	Minnesota	5.900	9.200	-.-	15.100	0.000
2	1207	Matt Cormier	Penn State	5.800	9.100	-.-	14.900	0.200
3	1303	Brandon Briones	Stanford	5.700	9.033	-.-	14.733	0.367
4T	508	Bennet Huang	Iowa	5.500	8.866	-.-	14.366	0.734
4T	1308	Riley Loos	Stanford	5.800	8.566	-.-	14.366	0.734
6T	504	Evan Davis	Iowa	5.300	8.966	-.-	14.266	0.834
6T	613	Jacob Moore	Michigan	5.600	8.666	-.-	14.266	0.834
8T	617	James Read	Michigan	5.300	8.833	-.-	14.133	0.967
8T	625	Adam Wooten	Michigan	5.400	8.733	-.-	14.133	0.967
10	1310	Zach Martin	Stanford	5.400	8.666	-.-	14.066	1.034
11*	1203	Kaleb Booth	Penn State	5.500	8.500	-.-	14.000	1.100
11*	607	Nick Guy	Michigan	5.500	8.500	-.-	14.000	1.100
13	307	Yu-Chen Lee	California	5.100	8.866	-.-	13.966	1.134
14T	304	Aidan Giusti	California	4.800	9.133	-.-	13.933	1.167
14T	206	Mathew Davis	Army	5.300	8.633	-.-	13.933	1.167
14T	512	Kulani Taylor	Iowa	5.500	8.433	-.-	13.933	1.167
17	1208	Ethan Dick	Penn State	5.200	8.700	-.-	13.900	1.200
18T	703	Colton Dee	Minnesota	5.300	8.566	-.-	13.866	1.234
18T	1311	Brandon Nguyen	Stanford	5.400	8.466	-.-	13.866	1.234
20T	301	Kyle Abe	California	5.000	8.800	-.-	13.800	1.300
20T	1218	Robbie Shamp	Penn State	5.400	8.400	-.-	13.800	1.300
22*	1318	Blake Wilson	Stanford	5.200	8.566	-.-	13.766	1.334
22*	502	Stewart Brown	Iowa	5.200	8.566	-.-	13.766	1.334
24	309	Noah Newfeld	California	4.900	8.833	-.-	13.733	1.367
25	711	Mike Moran	Minnesota	5.600	8.300	-0.2	13.700	1.400
26	505	James Friedman	Iowa	5.300	8.366	-.-	13.666	1.434
27	313	Caleb Rickard	California	4.700	8.933	-.-	13.633	1.467
28	1214	Brennan Pantazis	Penn State	5.400	8.100	-.-	13.500	1.600
29	213	Mitchell McHugh	Army	4.800	8.533	-.-	13.333	1.767
30	705	Ben Eyles	Minnesota	4.900	8.333	-.-	13.233	1.867
31T	210	Kalvin Kingshill	Army	4.500	8.566	-.-	13.066	2.034
31T	1210	Michael Jaroh	Penn State	4.600	8.466	-.-	13.066	2.034
33	708	Garrett Kasiski	Minnesota	5.100	7.933	-0.1	12.933	2.167
34	612	Miles Miller	Michigan	5.000	7.733	-.-	12.733	2.367

# 2021 NCAA Championships - Qualifier

## Event Results - Pommel

Apr 16, 2021

Page: 1  
Printed: 4/16/2021 9:27 PM

Men / 10  
Session: 2



Rank	Num	Name	Gym	D	Exec	ND	Score	Out
1	602	Cameron Bock	Michigan	5.700	8.466	..	14.166	0.000
2	619	Markus Shears	Michigan	5.500	8.533	..	14.033	0.133
3	608	Paul Juda	Michigan	5.000	8.900	..	13.900	0.266
4	1213	Nick Mock	Penn State	5.800	8.000	..	13.800	0.366
5	1202	Jack Baldwin	Penn State	5.400	8.366	..	13.766	0.400
6T	1210	Michael Jaroh	Penn State	5.100	8.600	..	13.700	0.466
6T	1309	Brody Malone	Stanford	5.700	8.000	..	13.700	0.466
8	624	David Willett	Michigan	5.100	8.566	..	13.666	0.500
9	716	Shane Wiskus	Minnesota	5.300	8.266	..	13.566	0.600
10	1304	J.R. Chou	Stanford	5.400	8.066	..	13.466	0.700
11T	504	Evan Davis	Iowa	5.300	8.033	..	13.333	0.833
11T	1308	Riley Loos	Stanford	5.400	7.933	..	13.333	0.833
13	508	Bennet Huang	Iowa	5.300	8.000	..	13.300	0.866
14	1208	Ethan Dick	Penn State	4.800	8.366	..	13.166	1.000
15	710	Henry Meeker	Minnesota	4.800	8.333	..	13.133	1.033
16	308	Aidan Li	California	5.300	7.600	..	12.900	1.266
17	506	Drew Helberg	Iowa	4.900	7.933	..	12.833	1.333
18	704	Noah Duran	Minnesota	5.300	7.433	..	12.733	1.433
19	505	James Friedman	Iowa	4.700	7.966	..	12.666	1.500
20	1209	Alex Frack	Penn State	4.500	8.133	..	12.633	1.533
21	306	Will Lavanakul	California	5.700	6.900	..	12.600	1.566
22T	711	Mike Moran	Minnesota	4.700	7.866	..	12.566	1.600
22T	309	Noah Newfeld	California	5.000	7.566	..	12.566	1.600
24	206	Mathew Davis	Army	3.800	8.600	..	12.400	1.766
25	1303	Brandon Briones	Stanford	5.400	6.966	..	12.366	1.800
26	313	Caleb Rickard	California	3.900	8.233	..	12.133	2.033
27	714	David Pochinka	Minnesota	5.100	7.000	..	12.100	2.066
28	307	Yu-Chen Lee	California	3.800	8.166	..	11.966	2.200
29	317	Darren Wong	California	4.500	7.433	..	11.933	2.233
30	613	Jacob Moore	Michigan	5.000	6.900	..	11.900	2.266
31T	502	Stewart Brown	Iowa	3.200	8.666	..	11.866	2.300
31T	212	Matthew Martin	Army	5.300	6.566	..	11.866	2.300
33	1306	Ian Gunther	Stanford	4.900	6.633	..	11.533	2.633
34	514	Carter Tope	Iowa	4.000	6.766	..	10.766	3.400
35	215	Joseph Minus	Army	3.900	6.566	..	10.466	3.700
36	216	Zachary Mitchell	Army	3.800	5.400	..	9.200	4.966

# 2021 NCAA Championships - Qualifier

## Event Results - Rings

Apr 16, 2021

Page: 1  
Printed: 4/16/2021 9:27 PM

Men / 10  
Session: 2



Rank	Num	Name	Gym	D	Exec	ND	Score	Out
1	602	Cameron Bock	Michigan	5.300	9.233	--	14.533	0.000
2	716	Shane Wiskus	Minnesota	5.500	8.866	--	14.366	0.167
3T	1309	Brody Malone	Stanford	5.200	9.033	--	14.233	0.300
3T	1308	Riley Loos	Stanford	5.300	8.933	--	14.233	0.300
5	617	James Read	Michigan	5.100	9.066	--	14.166	0.367
6T	1306	Ian Gunther	Stanford	5.000	9.133	--	14.133	0.400
6T	1205	Parker Clayton	Penn State	5.100	9.033	--	14.133	0.400
8	608	Paul Juda	Michigan	5.100	8.966	--	14.066	0.467
9	504	Evan Davis	Iowa	4.800	9.033	--	13.833	0.700
10	507	Peyton Hobson	Iowa	5.100	8.666	--	13.766	0.767
11T	505	James Friedman	Iowa	4.500	9.200	--	13.700	0.833
11T	1317	Colt Walker	Stanford	4.600	9.100	--	13.700	0.833
13	1316	Matthew Szot	Stanford	4.900	8.766	--	13.666	0.867
14T	502	Stewart Brown	Iowa	4.200	9.266	--	13.466	1.067
14T	615	Thomas Paul	Michigan	4.500	8.966	--	13.466	1.067
16	206	Mathew Davis	Army	4.400	9.000	--	13.400	1.133
17	710	Henry Meeker	Minnesota	4.400	8.833	--	13.233	1.300
18	508	Bennet Huang	Iowa	4.600	8.500	--	13.100	1.433
19	621	Anthony Tawfik	Michigan	4.400	8.633	--	13.033	1.500
20T	217	Mitchell Monahan	Army	4.300	8.700	--	13.000	1.533
20T	1220	Nathaniel Warren	Penn State	4.700	8.300	--	13.000	1.533
22	1208	Ethan Dick	Penn State	3.900	9.033	--	12.933	1.600
23	711	Mike Moran	Minnesota	4.200	8.700	--	12.900	1.633
24T	316	Jelani Sweet	California	4.100	8.766	--	12.866	1.667
24T	311	Savion Perea	California	4.200	8.666	--	12.866	1.667
26T	212	Matthew Martin	Army	4.300	8.500	--	12.800	1.733
26T	703	Colton Dee	Minnesota	5.100	7.700	--	12.800	1.733
28	307	Yu-Chen Lee	California	4.700	8.033	--	12.733	1.800
29T	202	Patrick Armstrong	Army	4.300	8.400	--	12.700	1.833
29T	701	Crew Bold	Minnesota	4.700	8.000	--	12.700	1.833
31	309	Noah Newfeld	California	4.400	8.233	--	12.633	1.900
32T	1209	Alex Frack	Penn State	4.300	8.266	--	12.566	1.967
32T	1210	Michael Jaroh	Penn State	4.800	7.766	--	12.566	1.967
34	305	Ron Israel	California	4.200	7.966	--	12.166	2.367
35	1214	Brennan Pantazis	Penn State	4.500	7.566	--	12.066	2.467
36	222	Kiernan Reagan	Army	4.600	7.366	--	11.966	2.567

# 2021 NCAA Championships - Qualifier

## Event Results - Vault

Apr 16, 2021

Page: 1  
Printed: 4/16/2021 9:27 PM

Men / 10

Session: 2



Rank	Num	Name	Gym	D	Exec	ND	Score	Out
1	716	Shane Wiskus	Minnesota	5.200	9.566	-.-	14.766	0.000
2	1310	Zach Martin	Stanford	5.200	9.533	-.-	14.733	0.033
3	1309	Brody Malone	Stanford	5.200	9.500	-.-	14.700	0.066
4*	1314	Curran Phillips	Stanford	5.200	9.433	-.-	14.633	0.133
4*	608	Paul Juda	Michigan	5.200	9.433	-.-	14.633	0.133
6*	1303	Brandon Briones	Stanford	5.200	9.366	-.-	14.566	0.200
6*	511	Amari Sewell	Iowa	5.200	9.366	-.-	14.566	0.200
8	705	Ben Eyles	Minnesota	5.200	9.266	-.-	14.466	0.300
9	1311	Brandon Nguyen	Stanford	5.200	9.233	-.-	14.433	0.333
10	1203	Kaleb Booth	Penn State	4.900	9.500	-.-	14.400	0.366
11	605	Casey Cummings	Michigan	4.900	9.433	-.-	14.333	0.433
12*	711	Mike Moran	Minnesota	5.200	9.100	-.-	14.300	0.466
12*	313	Caleb Rickard	California	5.200	9.100	-.-	14.300	0.466
14T	508	Bennet Huang	Iowa	4.800	9.433	-.-	14.233	0.533
14T	1214	Brennan Pantazis	Penn State	5.200	9.133	-0.1	14.233	0.533
16	709	Donte McKinney	Minnesota	5.200	9.100	-0.1	14.200	0.566
17	1208	Ethan Dick	Penn State	4.800	9.266	-.-	14.066	0.700
18	218	Jacob Nauman	Army	4.890	9.133	-.-	14.023	0.743
19	504	Evan Davis	Iowa	4.800	9.200	-.-	14.000	0.766
20T	703	Colton Dee	Minnesota	4.800	9.166	-.-	13.966	0.800
20T	304	Aidan Giusti	California	4.900	9.066	-.-	13.966	0.800
20T	301	Kyle Abe	California	5.200	8.866	-0.1	13.966	0.800
23*	617	James Read	Michigan	4.800	9.100	-.-	13.900	0.866
23*	316	Jelani Sweet	California	4.800	9.100	-.-	13.900	0.866
25T	505	James Friedman	Iowa	4.800	9.133	-0.1	13.833	0.933
25*	204	Connor Cavanagh	Army	4.800	9.033	-.-	13.833	0.933
25*	307	Yu-Chen Lee	California	4.800	9.033	-.-	13.833	0.933
28*	206	Mathew Davis	Army	4.800	9.033	-0.1	13.733	1.033
28*	612	Miles Miller	Michigan	4.800	9.033	-0.1	13.733	1.033
30	502	Stewart Brown	Iowa	5.200	8.366	-.-	13.566	1.200
31	607	Nick Guy	Michigan	5.200	8.366	-0.1	13.466	1.300
32	1207	Matt Cormier	Penn State	5.200	8.266	-0.1	13.366	1.400
33	309	Noah Newfeld	California	4.000	9.266	-.-	13.266	1.500
34T	1210	Michael Jaroh	Penn State	5.200	8.133	-0.1	13.233	1.533
34T	201	Miguel Aquino	Army	5.200	8.033	-.-	13.233	1.533



# 2021 NCAA Championships - Qualifier

## Event Results - P Bars

Apr 16, 2021

Page: 1  
Printed: 4/16/2021 9:27 PM

Men / 10  
Session: 2



Rank	Num	Name	Gym	D	Exec	ND	Score	Out
1	716	Shane Wiskus	Minnesota	6.000	8.600	..	14.600	0.000
2	602	Cameron Bock	Michigan	5.900	8.466	..	14.366	0.234
3	620	Evgeny Siminiuc	Michigan	5.400	8.900	..	14.300	0.300
4	608	Paul Juda	Michigan	5.800	8.466	..	14.266	0.334
5T	1315	Blake Sun	Stanford	5.700	8.366	..	14.066	0.534
5T	1309	Brody Malone	Stanford	6.000	8.066	..	14.066	0.534
7	508	Bennet Huang	Iowa	4.900	8.933	..	13.833	0.767
8T	1210	Michael Jaroh	Penn State	4.700	9.066	..	13.766	0.834
8T	622	Virgil Watkins	Michigan	5.200	8.566	..	13.766	0.834
10	514	Carter Tope	Iowa	4.900	8.833	..	13.733	0.867
11	1314	Curran Phillips	Stanford	5.500	8.000	..	13.500	1.100
12	507	Peyton Hobson	Iowa	4.500	8.966	..	13.466	1.134
13T	1208	Ethan Dick	Penn State	4.900	8.466	..	13.366	1.234
13T	504	Evan Davis	Iowa	5.300	8.066	..	13.366	1.234
15	1303	Brandon Briones	Stanford	5.500	7.833	..	13.333	1.267
16	309	Noah Newfeld	California	4.900	8.366	..	13.266	1.334
17T	709	Donte McKinney	Minnesota	4.600	8.600	..	13.200	1.400
17T	1306	Ian Gunther	Stanford	5.500	7.700	..	13.200	1.400
19	304	Aidan Giusti	California	4.500	8.600	..	13.100	1.500
20	701	Crew Bold	Minnesota	5.200	7.866	..	13.066	1.534
21	714	David Pochinka	Minnesota	5.500	7.533	..	13.033	1.567
22T	307	Yu-Chen Lee	California	4.700	8.266	..	12.966	1.634
22T	1207	Matt Cormier	Penn State	4.800	8.166	..	12.966	1.634
22T	1215	Andres Perez Gines	Penn State	5.400	7.566	..	12.966	1.634
25	1213	Nick Mock	Penn State	4.400	8.500	..	12.900	1.700
26	202	Patrick Armstrong	Army	4.300	8.400	..	12.700	1.900
27	713	Victor Perez	Minnesota	4.300	8.333	..	12.633	1.967
28	301	Kyle Abe	California	4.300	8.266	..	12.566	2.034
29	206	Mathew Davis	Army	4.500	8.033	..	12.533	2.067
30	711	Mike Moran	Minnesota	4.600	7.866	..	12.466	2.134
31	222	Kiernan Reagan	Army	4.600	7.733	..	12.333	2.267
32	313	Caleb Rickard	California	4.100	8.100	..	12.200	2.400
33	613	Jacob Moore	Michigan	4.900	7.000	..	11.900	2.700
34	216	Zachary Mitchell	Army	4.100	7.333	..	11.433	3.167
35	502	Stewart Brown	Iowa	4.600	6.733	..	11.333	3.267
36	221	Jackson Pophal	Army	4.400	6.400	..	10.800	3.800

# 2021 NCAA Championships - Qualifier

## Event Results - H Bar

Apr 16, 2021

Page: 1  
Printed: 4/16/2021 9:27 PM

Men / 10  
Session: 2



Rank	Num	Name	Gym	D	Exec	ND	Score	Out
1	608	Paul Juda	Michigan	5.400	8.966	-.-	14.366	0.000
2	709	Donte McKinney	Minnesota	5.000	9.266	-.-	14.266	0.100
3	716	Shane Wiskus	Minnesota	5.500	8.566	-.-	14.066	0.300
4T	625	Adam Wooten	Michigan	5.200	8.733	-.-	13.933	0.433
4T	1303	Brandon Briones	Stanford	5.400	8.533	-.-	13.933	0.433
6	1306	Ian Gunther	Stanford	5.100	8.600	-.-	13.700	0.666
7T	1308	Riley Loos	Stanford	5.000	8.566	-.-	13.566	0.800
7T	701	Crew Bold	Minnesota	5.100	8.466	-.-	13.566	0.800
9	615	Thomas Paul	Michigan	5.000	8.500	-.-	13.500	0.866
10	1209	Alex Frack	Penn State	5.000	8.400	-.-	13.400	0.966
11	313	Caleb Rickard	California	4.500	8.733	-.-	13.233	1.133
12T	309	Noah Newfeld	California	4.300	8.866	-.-	13.166	1.200
12T	1210	Michael Jaroh	Penn State	4.800	8.366	-.-	13.166	1.200
12T	1207	Matt Cormier	Penn State	4.900	8.266	-.-	13.166	1.200
15T	504	Evan Davis	Iowa	4.600	8.533	-.-	13.133	1.233
15T	1311	Brandon Nguyen	Stanford	4.900	8.233	-.-	13.133	1.233
15T	1309	Brody Malone	Stanford	5.600	7.533	-.-	13.133	1.233
18T	508	Bennet Huang	Iowa	4.300	8.766	-.-	13.066	1.300
18T	510	Noah Scigliano	Iowa	4.600	8.466	-.-	13.066	1.300
20	1208	Ethan Dick	Penn State	4.300	8.733	-.-	13.033	1.333
21	307	Yu-Chen Lee	California	4.200	8.766	-.-	12.966	1.400
22T	713	Victor Perez	Minnesota	4.400	8.466	-.-	12.866	1.500
22T	621	Anthony Tawfik	Michigan	4.900	7.966	-.-	12.866	1.500
24	1215	Andres Perez Gines	Penn State	4.900	7.933	-.-	12.833	1.533
25	705	Ben Eyles	Minnesota	3.900	8.800	-.-	12.700	1.666
26	515	Alexander Walther	Iowa	4.700	7.966	-.-	12.666	1.700
27	206	Mathew Davis	Army	4.300	8.300	-.-	12.600	1.766
28	711	Mike Moran	Minnesota	4.200	8.366	-.-	12.566	1.800
29	502	Stewart Brown	Iowa	4.400	8.100	-.-	12.500	1.866
30T	202	Patrick Armstrong	Army	3.900	8.533	-.-	12.433	1.933
30T	301	Kyle Abe	California	4.700	7.733	-.-	12.433	1.933
32	210	Kalvin Kingshill	Army	3.800	8.200	-.-	12.000	2.366
33	611	Steven Lukasik	Michigan	4.200	7.733	-.-	11.933	2.433
34	302	Collin Cunane	California	4.200	7.533	-.-	11.733	2.633
35	201	Miguel Aquino	Army	3.700	7.700	-.-	11.400	2.966
36	216	Zachary Mitchell	Army	4.100	6.833	-.-	10.933	3.433







# 2021 NCAA Championships - Qualifier

## Event Results - AA

Apr 16, 2021

Page: 1  
Printed: 4/16/2021 9:27 PM

Men / 10  
Session: 2

Rank	Num	Name	Gym							AA
1	716	Shane Wiskus	Minnesota	15.100	13.566	14.366	14.766	14.600	14.066	86.464
2	504	Evan Davis	Iowa	14.266	13.333	13.833	14.000	13.366	13.133	81.931
3	508	Bennet Huang	Iowa	14.366	13.300	13.100	14.233	13.833	13.066	81.898
4	1208	Ethan Dick	Penn State	13.900	13.166	12.933	14.066	13.366	13.033	80.464
5	1210	Michael Jaroh	Penn State	13.066	13.700	12.566	13.233	13.766	13.166	79.497
6	309	Noah Newfeld	California	13.733	12.566	12.633	13.266	13.266	13.166	78.630
7	206	Mathew Davis	Army	13.933	12.400	13.400	13.733	12.533	12.600	78.599
8	711	Mike Moran	Minnesota	13.700	12.566	12.900	14.300	12.466	12.566	78.498
9	307	Yu-Chen Lee	California	13.966	11.966	12.733	13.833	12.966	12.966	78.430
10	502	Stewart Brown	Iowa	13.766	11.866	13.466	13.566	11.333	12.500	76.497