



May 8, 2021

IOWA

Track & Field 2021 Notes



TRACK & FIELD CONTACT: RYAN CLEVINGER | EMAIL: RYAN-CLEVINGER@HAWKEYESPORTS.COM | Phone: 319-335-9411 | hawkeyesports.com

2021 IOWA TRACK & FIELD OUTDOOR SCHEDULE

Date	Meet
Mar. 26-27	at B1G Invite #1 (Bloomington, Ind.)
Apr. 2-3	at B1G Florida Invite (Jacksonville, Fla.)
Apr. 9	at B1G Invite #2 (Bloomington, Ind.)
Apr. 16-17	at B1G Invite #3 (Bloomington, Ind.) at B1G Texas Invite (Houston, Texas)
Apr. 23-24	at Fighting Illini B1G Relays (Champaign, Ill.)
May 1	at Billy Hayes Invite (Bloomington, Ind.)
May 8	at Wisconsin B1G Invite (Madison, Wis.)
May 14-16	at B1G Championships (Champaign, Ill.)
May 27-29	at NCAA Regional Championships (College Station, Texas)
June 9-12	at NCAA Championships (Eugene, Ore.)

IOWA COACHING STAFF

Joey Woody Director of Track & Field/Cross Country
Randy Hasenbank Associate Head Cross Country Coach Assistant Track & Field Coach
Clive Roberts Associate Head Coach
Jason Wakenight Assistant Coach, Director of Recruiting
Eric Werskey Assistant Coach/Throws
Paige Knodle Assistant Coach
Kate Wakenight Director of Operations

THIS WEEK

The University of Iowa track and field team travels to Madison, Wisconsin, to compete at the B1G Preview #4 on Saturday. Competition begins with the women's hammer throw at noon (CT). Track events begin with the women's 100 hurdles at 2 p.m. A full schedule of events and a link to live results is located at hawkeyesports.com/tracklive.

USTFCCCA TEAM RANKINGS

The Hawkeye men are ranked No. 21 in the nation and No. 4 in the Midwest. Iowa is the highest ranked men's team in the Big Ten. The Hawkeye women are ranked No. 30 in the May 3 USTFCCCA Rating Index. The Hawkeyes are the third highest ranked Big Ten women's team and check in at No. 6 in the Midwest Region.

USTFCCCA EVENT SQUAD

The Hawkeyes have nine events ranked in the May 3 USTFCCCA Event Squad Ratings. The events include the nation's top-ranked women's discus squad and men's 110-meter hurdles group. The other events include No. 2 women's shot put, No. 2 men's discus, No. 3 men's 400 hurdles, No. 3 women's 400 hurdles, No. 7 men's long jump, and No. 8 women's hammer and No. 8 men's 800.

MCONICO NAMED B1G TRACK ATHLETE OF THE WEEK

Senior Jaylan McConico won the gold medal in the 110-meter hurdles at the Billy Hayes Invitational last weekend, recording back-to-back career bests in the prelims and finals. He recorded a time of 13.54 in the prelims and bested that mark by winning the finals in 13.42, the second-best mark in program history and the fourth-best time in the NCAA this season. McConico also ran the lead leg of Iowa's 4x100 meter relay. The team of McConico, Antonio Woodard, Austin Kresley, and Wayne Lawrence, Jr. recorded a season best and winning time of 39.68. The weekly conference honor is the fourth of McConico's career and the fourth for Iowa this outdoor season.

WHAT 2: WATCH 4: AMANDA HOWE

Amanda Howe brought home the gold medal in the hammer throw last weekend at the Billy Hayes Invite. Howe recorded a career-best throw of 62.65 meters. This mark is a new school record, besting teammate Lauauga Tausaga's previous mark of 61.34 from 2019. Howe is ranked second in the Big Ten and 19th in the NCAA West Region. Howe will be competing in the hammer throw again this weekend.

WHAT 2: WATCH 4: COLE MOELLER

Cole Moeller finished fourth in the high jump at the Billy Hayes Invite last weekend. Moeller recorded a career best mark of 2.09 meters. Moeller recorded a mark of 1.93 meters just a week prior. Moeller's best mark currently ranks sixth in the Big Ten and 41st in the NCAA West Region. Moeller will be competing the high jump this weekend.

WHAT 2: WATCH 4: GABBY SKOPEC

Gabby Skopec recorded a career best in the 1500 meters last weekend at the Billy Hayes Invite. Skopec finished 22nd with a career best time of 4:39.74. The race was Skopec's debut in the 1500 meters. She holds a career best in the mile with a time of 5:01.21. Skopec will be competing in the 1500 meters again this weekend.

WHAT 2: WATCH 4: NOLAN KEMBEL

Nolan Kembel will be returning to the track for the first time since the Husker Big Ten Invite on April 16, where he finished 12th in the 400 meters with a time of 48.32. Kembel recorded two career bests in the 200 meters and the 400 meters this outdoor season at the Big Ten Invite #2. Kembel finished 15th in the 200 meters with a career best time of 22.86. Kembel finished fourth in the 400 meters with a career best time of 47.69, a time that ranks 14th in the Big Ten. Kembel will be competing in the 200 meters and the 400 meters this weekend.



WHAT 2: WATCH 4: KAT MOODY

Kat Moody finished fourth in the shot put and the discus throw last weekend at the Billy Hayes Invite. Moody recorded a career best in both events with throws of 16.30 meters in the spot put and 50.87 meters in the discus throw. Moody currently sits third all-time in program history in the shot put and sixth all-time in the discus throw. Moody’s throw in the shot put ranks 11th in the Big Ten and 23rd in the NCAA West Region. Moody’ throw in the discus throw ranks 13th in the Big Ten and 45th in the NCAA West Region. Moody will be competing in the shot put and discus throw this weekend.

WHAT 2: WATCH 4: ARMANDO BRYSON

Armando Bryson recorded a career best in the 800 meters in back to back weeks at the Fighting Illini Relays and the Billy Hayes Invite. Bryson, in just his fifth 800 meter race of his career, finished 13th this past weekend with a career best 1:50.46. This improved upon Bryson’s previous career best by a little over a second. Bryson ranks 21st in the Big Ten and 65th in the NCAA West Region.

BIG TEN HONORS

Senior Laulauga Tausaga has been awarded Big Ten Field Athlete of the Week two times this season. She swept the shot put and discus events at the Big Ten North Florida Invitational on April 2-3. She won the shot put with a throw of 17.94 meters, then the No. 1 mark in the country. She won the discus with a mark of 59.24 meters. She also swept the discus and shot put events at the Big Ten Invite #1 on March 26-27. Her discus mark of 60.81 meters leads the country.

Junior Jamal Britt was named men’s track athlete of the week after setting career bests in the 110-meter hurdles and 200 meters at the Big Ten Invite #1. He won the 110-meter hurdles in 13.68, a mark that ranks sixth all-time in program history. He ran the 200 in 21.22.

Senior Jayland McConico was named men’s track athlete of the week following a pair of gold medal performances at the Billy Hayes Invite. He ran the lead leg on the winning 400-meter relay (39.68) and moved to No. 2 on Iowa’s all-time top 10 list with a 13.42 PR in the 110-meter hurdles.

REIGNING BIG TEN OUTDOOR CHAMPIONS

The Iowa men’s track and field team won the 2019 Big Ten Outdoor Track & Field Championships on its home track in Iowa City, Iowa. The Hawkeyes claimed their fourth program title, and as defending Big Ten Outdoor champions (2019) and the reigning 2019 indoor champions, are among the favorites to win it again. The last Big Ten men’s team to win consecutive outdoor championships was Minnesota in 2009-10.

2021 BIG TEN INDOOR CHAMPIONSHIPS WRAP UP

The Hawkeye men won the 2021 Big Ten Indoor Championships with a school record 119 points. It was Iowa’s first outright Big Ten Indoor Championship since 1929. The men won two gold medals including James Carter in the long jump and Peyton Haack in the heptathlon. The women placed third with a total of 75 points, matching the highest finish in program history. Paige Magee won gold in the 60-meter hurdles.

2021 OUTDOOR SEASON LEADERS

MEN

100 Meters	Austin Kresley	10.44
110-Meter Hurdles	Jaylan McConico	13.42
200 Meters	Antonio Woodard	20.67
400 Meters	Wayne Lawrence, Jr.	45.80
400-Meter Hurdles	Austin Lietz	50.99
800 Meters	Tysen VanDraska	1:48.13
1,500 Meters	Kal Lewis	3:43.32
3,000 Meters	Nick Trattner	8:17.67
3,000 Steeplechase	Nathan Mylenek	8:44.96
5,000 Meters	Nathan Mylenek	13:54.15
10,000 Meters	Daniel Soto.....	28:48.18
400-Meter Relay.....	McConico, Woodard, Kresley, Lawrence, Jr.	39.68
1,600-Meter Relay.....	West, Woodard, Lietz, Lawrence, Jr.	3:05.82
3,200-Meter Relay.....	Hoffman, Olson, Still, VanDraska	7:29.81
High Jump.....	Cole Moeller	6-10 1/4 (2.09m)
Pole Vault	Will Daniels	15-5 (4.70m)
Long Jump	James Carter	25-5 1/4 (7.75m)
Triple Jump	James Carter	54-2 3/4 (16.53m)
Shot Put.....	Elijah Barnes	58-10 3/4 (17.95m)
Discus	Jordan Johnson	189-5 (57.74m)
Hammer Throw	Tyler Lienau.....	194-1 (59.17m)
Javelin.....	Austin West.....	193-0 (58.82m)
Decathlon	Will Daniels	7,649 points

WOMEN

100 Meters	Lasarah Hargrove	11.74
100-Meter Hurdles	Jenny Kimbro	13.42
200 Meters	Lasarah Hargrove	23.76
400 Meters	Cortney Strohman.....	54.47
400-Meter Hurdles	Jenny Kimbro	58.43
800 Meters	Mallory King.....	2:05.23
1,500 Meters	Mallory King.....	4:28.42
3,000 Meters	Kelli Tosic.....	9:54.05
5,000 Meters	Emma Gordon.....	17:07.07
10,000 Meters	Kello Tosic	36:00.48
400-Meter Relay.....	Hargrove, Robers, Tobias, Saunders.....	45.92
1,600-Meter Relay.....	Saunders, Roberts, King, Strohman	3:37.15
High Jump.....	Dallyssa Huggins	5-7 (1.70m)
Long Jump	Tionna Tobias	19-11 (6.07m)
Triple Jump	Kayla Hutchins	41-10 (12.75m)
Shot Put.....	Laulauga Tausaga	58-10 1/4 (17.94m)
Discus	Laulauga Tausaga	199-6 (60.81m)
Javelin.....	Marissa Mueller	131-9 (40.15m)
Hammer Throw	Amanda Howe	* 205-6 (62.65m)
Heptathlon	Jenny Kimbro	* 5,679 points

* -- school record

OUTDOOR ALL-TIME TOP 10 PERFORMERS



Jeremy Allen




Justin Austin



Matt Byers



Troy Doris



William Dougherty



Mar'Yea Harris



Jeffery Herron

100 Meters

- Justin Austin, 2011 10.21
- O'Shea Wilson, 2017 10.22
- George Page, 1996 10.25
- James Harrington, 2015..... 10.26
- Anthuan Maybank, 1994 10.31
- Tim Dwight, 1997 10.31
- Josh Larney, 2013 10.31
- Vinnie Saucer, Jr., 2015 10.31
- Antonio Woodard, 2018..... 10.34**
- Bob Lawson, 1976 10.36

110-Meter High Hurdles

- Aaron Mallett, 2017..... 13.24
- Jaylan McConico, 2021..... 13.42**
- Jamal Britt, 2021..... 13.45**
- Pat McGhee, 1989 13.50
- Dion Trowers, 1996..... 13.62
- Ronnie McCoy, 1985 13.66
- Ethan Holmes, 2011 13.73
- Jordan Mullen, 2013..... 13.76
- Chris Douglas, 2018..... 13.76
- Anthony Williams, 2019 13.81

200 Meters

- Justin Austin, 2011 20.31
- Jeff Patrick, 1983 20.47
- James Harrington, 2015..... 20.50
- Karayme Bartley, 2019..... 20.51
- Anthuan Maybank, 1994 20.55
- Victor Green, 1984 20.60
- Antonio Woodard, 2018..... 20.61**
- Andre Morris, 1995 20.64
- George Page, 1996 20.67
- Collin Hofacker, 2017..... 20.71
- Wayne Lawrence, Jr., 2021 20.71**

400 Meters

- Mar'yea Harris, 2018 44.94
- Anthuan Maybank, 1993 44.99
- Andre Morris, 1995 45.15
- Mike Mondane, 1967 45.20
- Wayne Lawrence, Jr., 2019 45.33**
- Steven Willey, 2010 45.78
- Karayme Bartley, 2019..... 45.80
- DeJuan Frye, 2018 46.17
- Gary Hollingsworth, 1963..... 46.30
- Harold Leonard, 1986..... 46.45

400-Meter Hurdles

- Pat McGhee, 1988 48.83
- Monte Raymond, 1998..... 50.09
- Ray Varner, 2010..... 50.24
- Chris Douglas, 2019 50.32
- Paul Steele, 1989 50.45
- Russell Peterson, 2001 50.50
- Ethan Holmes, 2013 50.51
- Adam Kunkel, 2001..... 50.73
- Jon Reimer, 1967 50.94
- Noah Larrison, 2016 50.94

800 Meters

- Erik Sowinski, 2012..... 1:45.90
- Matt Manternach, 2019 1:46.93
- Carter Lilly, 2016..... 1:46.95
- Bill Frazier, 1962 1:47.64
- D'Juan Strozier, 1990 1:47.82
- Adam Hairston, 2011..... 1:48.10
- Tysen VanDraska, 2021 1:48.13**
- Alec Still, 2021 1:48.47**
- Will Teubel, 2015..... 1:48.60
- Nolan Teubel, 2019..... 1:48.75

1,500 Meters

- Jeff Thode, 2010 3:43.02
- Kal Lewis, 2021 3:43.32**
- Joel Moeller, 1978 3:44.01
- Jim Docherty, 1978..... 3:44.30
- Nathan Mylenek, 2019..... 3:44.49**
- Sam Fourman, 2015 3:44.50
- Michael Melchert, 2018 3:44.59
- Adam Jones, 2017 3:45.48
- Dan Waters, 1986 3:46.35
- Kevin Herd, 1994 3:46.64

3,000-Meter Steeplechase

- Nathan Mylenek, 2019..... 8:38.53**
- Deacon Jones, 1956..... 8:47.40
- Steve Pershing, 1978 8:54.59
- Andy Morris, 2000..... 8:56.21
- Matt Gerard, 1994 8:57.01
- Andy Napier, 2008 8:57.54
- Rollie Kitt, 1967 9:02.90
- Al Greene, 1985..... 9:02.96
- Tony Rakaric, 2005..... 9:03.29
- Mark Battista, 2010 9:04.60

5,000 Meters


- Micah VanDenend, 2007 13:49.31
- Nathan Mylenek, 2021..... 13:54.15**
- Daniel Soto, 2021..... 13:55.71**
- Larry Wiczorek, 1968 13:56.00
- Kevin Herd, 1993 13:59.00
- Stetson Steele, 2000..... 14:02.76
- Kevin Lewis, 2014 14:02.78
- Eric MacTaggart, 2005 14:04.79
- Dan Haut, 2006..... 14:07.30
- Jesse Luciano, 2010 14:08.71




Gabe Hull



Aaron Mallett



Anthuan Maybank




Pat McGhee


OUTDOOR ALL-TIME TOP 10 PERFORMERS



Nathan Mylenek



Erik Sowinski




Stetson Steele



Jeff Thode



Micah VanDenend



Todd Wigginton



Arno
van der Westhuizen

10,000 Meters

1. Stetson Steele, 2000..... 28:44.47
2. **Daniel Soto, 2021****28:48.18**
3. Eric MacTaggart, 2006..... 28:50.23
4. Kevin Lewis, 2015..... 28:59.62
5. Nick Nordheim, 2002..... 29:44.71
6. Trent Corey, 2002..... 29:45.25
7. Ian Eklin, 2017..... 29:47.06
8. Chad Schwitters, 1999..... 29:56.00
9. **Noah Healy, 2021**.....**29:56.30**
10. Luke Sampson, 2018..... 29:58.47

Decathlon

1. William Dougherty, 2018..... 7,673 pts
2. **Will Daniels, 2021**.....**7,649 pts**
3. **Peyton Haack, 2021**.....**7,458 pts**
4. **Austin West, 2021**.....**7,300 pts**
5. Kyle Reid, 2013..... 7,203 pts
6. Jack Eckert, 2015..... 7,087 pts
7. Dan Rolling, 2010..... 6,957 pts
8. Scott Faber, 2000..... 6,839 pts
9. Ryan Niver, 2008..... 6,837 pts
10. Chad Ohly, 1994..... 6,641 pts

High Jump

1. Jeffery Herron, 2012..... 7-4 1/4 (2.24)
2. Bill Hansen, 1978..... 7-4 (2.23)
Bill Knoedel, 1975..... 7-4 (2.23)
4. Kevin Spejcher, 2014..... 7-2 1/2 (2.20)
5. M. Cunningham, 1986..... 7-1 (2.16)
Kenneth Lansing, 1988..... 7-1 (2.16)
Jay Hunt, 2019..... 7-1 (2.16)
8. Pat Meade, 1987..... 7-0 1/4 (2.14)
9. Graham Valdes, 2012..... 6-11 3/4 (2.12)
10. Peter Hlavin, 1979..... 6-11 (2.11)
Scott Hudek, 1993..... 6-11 (2.11)
Jeremy Petsche, 2008..... 6-11 (2.11)
Brandon Oest, 2012..... 6-11 (2.11)

Pole Vault

1. Todd Wigginton, 1984..... 17-0 (5.18)
2. Chad Ohly, 1994..... 16-8 3/4 (5.10)
Kyle Reid, 2013..... 16-8 3/4 (5.10)
4. Curt Broek, 1978..... 16-8 (5.08)
5. Andy Jatis, 2018..... 16-7 1/2 (5.07)
6. Phil Wertman, 1971..... 16-7 (5.05)
Kelly Scott, 1988..... 16-7 (5.05)
8. **Peyton Haack, 2019**..... **16-4 3/4 (5.00)**
9. John Teffer, 1972..... 16-2 (4.93)
10. Alex Zona, 2009..... 16-0 3/4 (4.90)

Long Jump

1. Anthuan Maybank, 1993..... 27-1 (8.25)
2. Bashir Yamini, 1997..... 26-8 1/4 (8.13)
3. Paul Jones, 1989..... 25-10 1/4 (7.88)
4. Darren Smith, 1991..... 25-9 3/4 (7.86)
5. Quinn Early, 1986..... 25-7 1/4 (7.80)
6. O'Shea Wilson, 2017..... 25-5 1/4 (7.75)
James Carter, 2021..... **25-5 1/4 (7.75)**
8. Ed Gordon, 1931..... 25-4 3/8 (7.68)
9. Matty Gorman, 2006..... 25-1 1/4 (7.65)
10. Ronnie McCoy, 1985..... 25-0 (7.62)

Triple Jump

1. Troy Doris, 2012..... 54-8 (16.66)
2. **James Carter, 2021**..... **54-2 3/4 (16.53)**
3. Babatunde Amosu, 2015..... 53-10 (16.15)
4. Paul Jones, 1990..... 53-9 (16.38)
5. Antwon James, 2017..... 52-4 1/2 (15.96)
6. Klyvens Delaunay, 2013... 52-2 1/2 (15.91)
7. Gordon Finch, 1988..... 50-9 1/4 (15.47)
8. Mike Lacy, 1984..... 50-5 (15.36)
9. Pat Miller, 1985..... 49-8 1/2 (15.25)
10. Matty Gorman, 2008..... 49-2 1/2 (15.00)

Shot Put

1. Jeremy Allen, 2001..... 63-2 3/4 (19.27)
2. Reno Tuufuli, 2018..... 62-10 3/4 (19.17)
3. Ken Kemeny, 2005..... 62-3 (18.97)
4. Shane Maier, 2006..... 62-2 1/4 (18.95)
5. Andy Banse, 2005..... 61-11 1/2 (18.88)
6. John Hickey, 2008..... 61-9 1/2 (18.83)
7. Avery Meyers, 2017..... 60-4 (18.39)
8. Chris Gambol, 1987..... 60-0 1/2 (18.30)
9. A.J. Curtis, 2008..... 59-8 1/4 (18.19)
10. Gabe Hull, 2014..... 59-4 1/4 (18.09)

Discus

1. Gabe Hull, 2014..... 207-1 (63.11)
2. Reno Tuufuli, 2019..... 205-2 (62.54)
3. A.J. Curtis, 2007..... 202-11 (61.84)
4. Gary Kostrubala, 1986..... 202-4 (61.68)
5. Jeremy Allen, 2001..... 195-4 (59.54)
6. Tim Brodersen, 2005..... 193-6 (58.98)
7. **Jordan Johnson, 2021**.....**189-5 (57.74)**
8. Avery Meyers, 2017..... 185-8 (56.61m)
9. Brad Daufeldt, 2004..... 185-0 (56.40)
10. Nick Brayton, 2009..... 180-11 (55.15)

Hammer

1. A. van der Westhuizen, 2001 222-11 (67.94)
2. Adam Hamilton, 2007..... 222-2 (67.73)
3. Jim Costello, 2002..... 217-7 (66.32)
4. Brad Daufeldt, 2004..... 207-10 (63.34)
5. Chris Voller, 2005..... 206-0 (62.80)
6. Matt Banse, 2012..... 201-11 (61.55)
7. Jeremy Allen, 2001..... 199-0 (60.66)
8. Ben Stancombe, 2011..... 197-6 (60.20)
9. **Tyler Lienau, 2021**.....**194-1 (59.17)**
10. **Jordan Johnson, 2021**.....**190-6 (58.09)**

Javelin

1. Matt Byers, 2011..... 245-8 (74.89)
2. Bill Neumann, 2002..... 244-8 (74.58)
3. Dan Ralph, 2000..... 227-10 (69.44)
4. Sam Joens, 2015..... 211-5 3/4 (64.45)
5. Zach Schimp, 2010..... 211-0 (64.32)
6. Alex Balke, 2016..... 205-11 (62.77)
7. Kale Katt, 2007..... 204-0 (62.17)
8. Joel Storm, 2004..... 203-5 (62.01)
9. Matt Stank, 2001..... 199-0 (60.66)
10. **Austin West, 2021**.....**193-0 (58.82m)**

MEN'S ALL-TIME TOP 10 RELAYS

400-Meter Relay

1. Brissett, Wilson, Thompson, Mallett, 201739.12
2. Hofacker, **Woodard, Lawrence Jr.**, Bartley, 201939.17
3. Mincy, Wilson, Harrington, Brown, 201439.19
4. Mincy, Austin, E. Holmes, Larney, 201339.31
5. Saucer, Jr., Brissett, Harrington, Mallett, 201639.44
6. Brissett, Wilson, **Woodard**, Mallett, 201739.46
7. Beecham, Duckett, Greer, R. Smith, 198439.48
8. Mallett, Wilson, Ogwo, Harris, 201739.49
9. **Woodard**, Wilson, Hofacker, Harris, 201839.51
10. Brissett, Harris, Harrington, Mallett, 201639.53

Shuttle Hurdle Relay

1. McGhee, Armstrong, Falls, Stelle, 198957.80
2. Wigginton, Jones, Lacey, McCoy, 198559.77
3. Williams, **Haack, Braverman, McConico, 2019** **1:01.14**
4. 19751:05.20

800-Meter Relay

1. James, Mallett, Harris, B. Thompson, 20171:23.02
2. B. Thompson, Brissett, Harrington, Ganschow, 20161:23.36
3. B. Thompson, Ganschow, **Frye**, Hofacker, 20171:23.73
4. Richardson, Sayon, Richards, Chaney, Jr., 20091:24.85
5. Harrington, VanCleave, Wilson, Mallett, 20141:24.86
6. Austin, Brown, Larney, VanCleave, 20131:25.60
7. Wilson, Sorrells, Douglas, Williams, 20181:25.87
8. Barclay, McCalister, Jensen, Elliott, 19791:26.39
9. Sorrells, **Braverman**, Douglas, **Haack**, 20191:28.29
10. Thomas, Balkrishnan, Patterson, Freidrich 19911:28.38

1,600-Meter Relay

1. **Lawrence Jr., Woodard**, Bartley, Harris, 20193:00.14
2. **Frye**, Harris, Hofacker, Ogwo, 20173:01.91
3. **Frye**, Ogwo, Hofacker, Harris, 20173:02.57
4. **Lawrence Jr., Woodard**, Hofacker, Harris, 20193:03.10
5. Morris, Davis, Page, Rozell, 19953:03.11
6. Branch, Dwight, Dodge, Yamini, 19993:03.29
7. **Frye, Woodard**, Hofacker, Harris, 20183:03.69
8. Ogwo, Harris, **Hofacker, Lilly**, 20173:03.78
9. Ferree, Frazier, Mondane, Reimer, 19673:04.10
10. Hofacker, **Woodard, Frye**, Harris, 20183:04.38

Sprint Medley Relay

1. McCorkle, Jones, Chung, Strozier, 19903:15.64
2. Sayon, Austin, Willey, Sowinski, 20113:16.18
3. Richards, Larney, Davey, Sowinski, 20123:17.25
4. Richardson, Richards, Willey, Sowinski, 20103:17.74
5. Hofacker, **Woodard**, Harris, **VanDraska**, 20183:18.11
6. Saucer, Jr., Brissett, Harris, Lilly, 20163:18.53
7. Hofacker, **Woodard**, Harris, Lilly, 20173:18.73
8. Armstrong, Thomas, Maybank, Strozier, 19913:18.93
9. Yamini, Davis, Dodge, Donovan, 19993:19.87
10. Richards, Chaney, Jr., Barton, Hairston, 20093:20.05

3,200-Meter Relay

1. Schum, Christensen, Steffen, Criswell, 19717:18.60
2. **VanDraska, Still**, Teubel, Lilly, 20197:22.50
3. Hairston, Prom, Thode, Sowinski, 20117:23.77
4. Manternach, **VanDraska**, W. Teubel, Lilly, 20177:24.77
5. Melchert, Manternach, N. Teubel, Lilly, 20187:28.37
6. Corrigan, Blackman, Strozier, Chambers, 19897:29.00
7. **Hoffman, Olson, Still, VanDraska, 2021** **7:29.81**
7. Melchert, Dorman, Lilly, Larrison, 20167:30.32
8. N. Teubel, Manternach, Chaidez, W. Teubel, 20177:30.74
9. Lilly, Dorman, W. Teubel, Davey, 20157:31.48
10. Willey, Braff, Sowinski, Hairston, 20097:33.08

Distance Medley Relay

1. Pershing, Moeller, Slack, Docherty, 19789:39.94
2. Kuczwarra, Barton, Hairston, Thode, 20119:41.37
3. N. Holmes, VanCleave, Sowinski, Thode, 20129:41.59
4. Young, Barton, Kuczwarra, Luciano, 20109:42.97
5. **Mylenek**, Thompson, Manternach, Melchert, 20189:50.70
6. **VanDraska, Lawrence Jr.**, Teubel, **Mylenek**, 20199:53.14
7. Prom, Davey, Weir, Witt, 20139:53.83
8. Theisen, Williams, Wiesa, Waters, 19859:54.04
9. Wilfong, Slaymaker, W. Teubel, Witt, 20139:54.05
10. Luciano, Pierre, Hairston, VanDenend, 20079:54.07

6,400-Meter Relay

1. Pershing, Fuller, Moeller, Docherty, 197816:27.70
2. Rakaric, Webster, MacTaggart, VanDenend, 200616:55.43
3. Lewis, Witt, Hart, Fourman, 201516:58.44
4. Price, Eklin, Gardarsson, Docherty, 201617:00.30
5. Paul, Kadlec, Thode, Luciano, 201017:01.46
6. Witt, Lewis, Hart, Butler, 201417:01.65
7. N. Holmes, Witt, Thode, Lewis, 201217:02.26
8. Thomas, Allen, Rakaric, Lloyd, 200317:06.27
9. Pittman, Novotny, Feeldy, Marquardt, 199517:12.49
10. Bakker, Feeldy, Peters, Pittman, 199617:13.10

OUTDOOR ALL-TIME TOP 10 PERFORMERS



Meghan Armstrong

Marta Bote
Gonzalez

Brittany Brown

Nan Doak

Briana Guillory

Amanda Howe

Aisha James

100 Meters

1. Brittany Brown, 2018 11.28
2. Briana Guillory, 2016..... 11.35
3. Lake Kwaza, 2015 11.40
4. Vivien McKenzie, 1985..... 11.45
5. Davera Taylor, 1984 11.51
6. Erica Broomfield, 1998..... 11.53
7. Jiselle Providence, 2001..... 11.57
8. Tanja Reid, 1994..... 11.60
Peaches Roach, 2005 11.60
10. Yolanda Hobbs, 1995 11.62

100-Meter Hurdles

1. Tiffany Johnson, 2007 13.20
2. **Jenny Kimbro, 2018 13.22**
3. Jahisha Thomas, 2017 13.46
4. Tria Simmons, 2019..... 13.49
5. Karessa Farley, 2009 13.53
6. **Paige Magee, 2021 13.57**
7. **Tionna Tobias, 2021 13.58**
8. C. Prendergast, 1999..... 13.60
Paula Ruen, 2000 13.60
10. Sarah Steffen, 2002..... 13.65

200 Meters

1. Brittany Brown, 2017 22.30
2. Briana Guillory, 2016..... 22.89
3. Elexis Guster, 2016 23.03
4. Lake Kwaza, 2016 23.17
5. Shellene Williams, 2004..... 23.50
6. Kineke Alexander, 2006 23.58
7. Davera Taylor, 1984 23.59
8. Vivien McKenzie, 1985..... 23.61
9. Yolanda Hobbs, 1995 23.65
10. Alexis Hernandez, 2017..... 23.69

400 Meters

1. Briana Guillory, 2018..... 51.30
2. Kineke Alexander, 2006 51.35
3. Elexis Guster, 2016 51.85
4. Shellene Williams, 2004 51.94
5. Ashley Liverpool, 2012..... 52.47
6. Ellen Grant, 1996 52.65
7. Alexis Hernandez, 2017..... 53.27
8. Senta Hawkins, 1988..... 54.01
Bethany Praska, 2011..... 54.01
10. Marlene Poole, 1994..... 54.03

400-Meter Hurdles

1. Mary Knoblauch, 1981 56.16
2. Wynsome Cole, 1998 56.67
3. MonTayla Holder, 2014..... 56.70
4. **Jenny Kimbro, 2019 58.27**
5. Chris Davenport, 1981 59.18
6. Sommer Sharpe, 2018..... 59.20
7. Sarah Plock, 2018..... 59.49
8. Hannah Simonson, 2012 59.54
9. Sarah Steffen, 2002..... 59.59
10. **Mariel Bruxvoort, 2021..... 59:61**

800 Meters

1. Bethany Praska, 2011..... 2:03.78
2. **Mallory King, 20212:05.23**
3. Kay Stormo, 1982..... 2:05.67
4. Taylor Arco, 2019 2:06.06
5. Michelle Lahann, 2004..... 2:06.79
6. Katharina Trost, 2015 2:07.09
7. Mahnee Watts, 2016..... 2:07.41
8. Aisha Hume, 2005..... 2:08.50
9. Adrienne Alexia, 2013 2:08.61
10. **Clare Pitcher, 2021.....2:08.64**

1,500 Meters

1. Meghan Armstrong, 2006 4:17.41
2. Betsy Flood, 2010..... 4:17.75
3. Jeanne Kruckeberg 1989..... 4:19.71
4. McKenzie Melander, 2012 4:20.22
5. Lauren Hardesty, 2009 4:20.40
6. Diane Nukuri, 2007 4:20.95
7. Penny O'Brien, 1985 4:21.43
8. Kay Stormo, 1982..... 4:22.24
9. Michelle Lahann, 2004 4:24.00
10. Shannon Stanley, 2006 4:25.08

3,000 Meters


1. Diane Nukuri, 2008 9:18.82
2. Penny O'Brien, 1985 9:20.61
3. McKenzie Melander, 2012 9:21.59
4. Betsy Flood, 2010..... 9:22.63
5. Nan Doak, 1985..... 9:23.04
6. Tracy Dahl, 1992 9:23.53
7. Meghan Armstrong, 2006 9:28.03
8. Brooke Eilers, 2011 9:30.08
9. Jeanne Kruckeberg, 1989..... 9:30.69
10. Jennifer Brower, 1992..... 9:34.59

3,000-Meter Steeplechase

1. Marta Bote Gonzalez, 2015..... 10:23.15
2. Danielle Berndt, 2011 10:26.54
3. Jessica Schmidt, 2008..... 10:27.18
4. Sarah Arens, 2004 10:34.50
5. Hannah Roeder, 2011 10:35.22
6. Madison Waymire, 2017 10:41.91
7. Kelsey Hart, 2011 10:47.56
8. Anna Hostetler, 2019 10:57.25
9. Kelly Breen, 2017 10:59.99
10. Katie Ellis, 2010 11:02.62

5,000 Meters

1. Nan Doak, 1985..... 15:45.84
2. McKenzie Melander, 2012 15:57.13
3. Diane Nukuri, 2008 15:59.39
4. Betsy Flood, 2011..... 16:04.46
5. Meghan Armstrong, 2008 16:08.83
6. Brooke Eilers, 2011 16:11.86
7. Mareike Schrulle, 2013 16:12.66
8. Jenny Spangler, 1983 16:17.21
9. Tracy Dahl, 1992 16:18.77
10. Racheal Marchand, 2008 16:27.02




Tiffany Johnson

Jenny Kimbro

OUTDOOR ALL-TIME TOP10 PERFORMERS



Diane Nukuri



Bethany Praska



Alana Redfern



Peaches Roach



Jessie Strand



Laulauga Tausaga



Jahisha Thomas

10,000 Meters

1. Diane Nukuri, 2008 33:17.01
2. Jennifer Brower, 1991..... 33:23.38
3. Meghan Armstrong, 2008..... 33:28.00
4. Nan Doak, 1985..... 33:33.03
5. Jenny Spangler, 1983 33:39.24
6. Andrea Shine, 2018..... 33:50.25
7. Racheal Marchand, 2008 34:05.87
8. McKenzie Melander, 2012 34:29.83
9. Tracy Dahl, 1992 34:30.09
10. Betsy Flood, 2011..... 35:05.10

Heptathlon

1. **Jenny Kimbro, 20215,679 pts**
2. Tammilee Kerr, 2008..... 5,633 pts
3. Tria Simmons, 2019..... 5,557 pts
4. Kathy Gillespie, 1983..... 5,262 pts
5. **Dallyssa Huggins, 2021 5,064 pts**
6. Tiff Pedersen, 2004 4,976 pts
7. Janet Adams, 1981..... 4,855 pts
8. Sarah Ryan, 2012 4,819 pts
9. Ruqayya Raheem, 1997 4,665 pts
10. Angela Chadwick, 1993 4,493 pts

High Jump

1. Peaches Roach, 2006 6-1 1/4 (1.86)
2. **Jenny Kimbro, 2019 6-0 3/4 (1.85)**
3. Mary Mol, 1983..... 6-0 (1.83)
4. Khanishah Williams, 2013 5-11 1/4 (1.81)
5. Caleigh Bacchus, 2010..... 5-10 (1.78)
6. Lynn McMillan, 1988..... 5-9 1/4 (1.76)
- Aubrianna Lantrip, 2018 5-9 1/4 (1.76)
- Tria Simmons, 2019..... 5-9 1/4 (1.76)
9. Madison Rouw, 2016..... 5-8 3/4 (1.75)
- Tria Simmons, 2018..... 5-8 3/4 (1.75)

Pole Vault

1. Jessie Strand, 2003..... 12-10 1/4 (3.92)
2. Sarah Burgett, 2006 12-1 3/4 (3.70)
3. Kirsten Weismantle, 2011..... 12-0 (3.66)
4. Amy Smith, 2018 11-11 3/4 (3.65)
5. Katie Truedson, 2010 11-5 1/4 (3.49)
6. Gina Shannon, 2001..... 11-2 1/4 (3.41)
7. Brittany Holst, 2013 11-1 (3.38)
8. Elyssa Tracy, 2015..... 10-6 (3.20)
9. Kacey Childs, 2000 8-0 1/2 (2.45)

Long Jump

1. Aisha James, 2003..... 22-3 (6.78)
2. Jahisha Thomas, 2018..... 21-6 (6.55)
3. Zinnia Miller, 2014 20-6 1/2 (6.26)
4. Renee White, 2008 20-3 3/4 (6.19)
5. Carisa Leacock, 2014..... 19-11 3/4 (6.09)
6. Amanda Carty, 2019..... 19-11 1/2 (6.08)
7. **Tionna Tobais, 2021..... 19-11 (6.07)**
8. Becki Borg, 1988 19-7 1/4 (5.97)
9. **Jenny Kimbro, 2018 19-7 (5.97)**
10. Cassidy Ellis, 2015 19-6 1/4 (5.95)

Triple Jump

1. Jahisha Thomas, 2018..... 44-2 (13.46)
2. Renee White, 2008 43-10 3/4 (13.36)
3. Zinnia Miller, 2014 42-0 1/2(12.81)
4. **Kayla Hutchins, 202141-10 (12.75)**
5. Tiffany Johnson, 2007 41-8 3/4 (12.72)
6. **Eavion Richardson, 2021..... 41-1 (12.52)**
7. Carisa Leacock, 2012 40-10 1/2 (12.46)
8. Amanda Carty, 2019 40-11 (12.47)
9. Becki Borg, 1988 40-7 1/2 (12.38)
10. Tria Simmons,2016 40-7 1/2(12.38)

Shot Put

1. **Laulauga Tausaga, 2019 59-1 1/2 (18.02)**
2. **Nia Britt, 2019 55-7 3/4 (16.96)**
3. **Kat Moody, 2021 53-5 3/4 (15.99)**
4. Lisa Van Steenwyk, 1992..... 50-8 (15.44)
5. Gail Smith, 1984..... 50-3 1/4 (15.32)
6. Denise Taylor, 1992 50-1 3/4 (15.28)
7. **Erika Hammond, 2019 .. 49-9 1/4 (15.17)**
8. Kamesha Marshall, 2005 48-6 3/4 (14.80)
9. Laura Kriener, 1990..... 48-2 1/2 (14.69)
10. **Ianna Roach, 2021 48-0 1/2 (14.64)**

Discus

1. **Laulauga Tausaga, 2019207-6 (63.26)**
2. K. Spanoudakis, 2019 190-1 (57.95)
3. **Serena Brown, 2021188-5 (57.44)**
4. Majesty Tutson, 2013 181-1 (55.19)
5. Dakotah Goodell, 2014 169-4 (51.62)
6. **Kat Moody, 2021166-10 (50.87)**
7. Tiffany Medenwaldt, 2010. 161-3 (49.16)
8. Denise Taylor, 1992 160-5 (48.90)
9. **Jamie Kofron, 2021.....160-4 (48.88)**
10. Amanda Stahle, 2014 159-3 (48.54)

Javelin

1. Alana Redfern, 2003 181-5 (55.30)
2. Tammilee Kerr, 2008..... 163-5 (49.81)
3. **Marissa Mueller, 2019154-3 (47.02)**
4. Mandy Beck, 1999..... 153-4 (46.74)
5. Dakotah Goodell, 2015 153-3 1/4 (46.71)
6. Terri Soldan, 1983..... 152-6 1/4 (46.48)
7. Shani Renning, 1990 152-3 (46.40)
8. Kayla Hochhalter, 2015 152-6 (46.48)
9. Clara Simon, 1981 149-9 (45.64)
10. Janet Adams, 1984..... 148-7 (45.28)

Hammer Throw

1. **Amanda Howe, 2021205-6 (62.65)**
2. **Laulauga Tausaga, 2019201-3 (61.34)**
3. Annemie Smith, 2015... 200-1 1/2 (60.99)
- Nia Britt, 2019200-1 (60.99)**
5. **Allison Wahrman, 2021198-4 (60.45)**
6. Jasmine Simpson, 2013..... 197-7 (60.23)
7. Becca Franklin, 2007 195-0 (59.45)
8. Ashlyn Gulvas, 2014 192-9 (58.75)
9. Leah Colbert, 2018..... 189-3 (57.69)
10. Kelsey Taylor, 2011 177-0 (53.95)

WOMEN'S ALL-TIME TOP 10 RELAYS

400-Meter Relay

1.	Kwaza, Guster, Guillory, Hernandez, 2016.....	44.04
2.	Chapman, Guillory, Hernandez, Brown, 2017	44.34
3.	Kwaza, Guster, Chapman, Guillory, 2016.....	44.41
4.	Thomas, Avant, Guillory, Brown, 2018	44.44
5.	Kwaza, Guster, Hernandez, Brown, 2014.....	44.51
6.	Thomas, Guillory, Hernandez, Brown, 2017	44.53
7.	Kwaza, Guster, Holder, Brown, 2014	44.62
8.	Poole, Reid, Floyd, Hobbs, 1994.....	44.63
9.	Charles, Williams, Providence, James, 2003	44.71
	Brown, Kwaza, Ellis, Holder, 2015.....	44.71

Shuttle Hurdle Relay

1.	Prendergast, Cole, Raheem, Ruen, 1998.....	56.44
2.	Cole, Prendergast, Raheen, Ruen, 1998	56.54
3.	Raheen, Prendergast, Cole, Ruen, 1998	57.53

800-Meter Relay

1.	Chapman, Guillory, Hernandez, Brown, 2017	1:35.36
2.	Hobbs, Reid, Floyd, Poole, 1994.....	1:35.69
3.	Roach, McCalla, Alexander, Johnson, 2006	1:36.19
4.	Chapman, Roberts-Lewis, Champe, Brown, 2016	1:36.98
5.	Williams, Charles, Fouchè, Providence, 2003.....	1:37.49
6.	Herrmann, McCalla, Raymond, Roach, 2004.....	1:37.66
7.	Charles, Dixon, Knight, Prendergast, 2002	1:38.15
8.	Christian, Buss, Swanson, Morken, 2019	1:38.52
9.	Prendergast, Dixon, Knight, Providence, 2001	1:38.73
10.	Trusty, Hendricks, Graham, Erickson, 2009	1:38.79

1,600-Meter Relay

1.	Hernandez, Guillory, Holder, Guster, 2016	3:30.97
2.	Guillory, Brown, Hernandez, Champe, 2017	3:32.37
3.	Guster, Hernandez, Holder, Kwaza, 2014	3:34.83
4.	Praska, Hendricks, Liverpool, Erickson, 2011	3:35.93
5.	Champe, Guillory, Plock, Sharpe, 2018	3:35.94
6.	Guster, Watts, Hernandez, Kwaza, 2014.....	3:36.09
7.	Hume, Charles, Steffen, Williams, 2003	3:36.26
8.	Kimbrow, Weum, Simmons, Wensel, 2019	3:36.32
9.	Saunders, Roberts, King, Strohm, 2021	3:37.15
10.	Simsonson, Liverpool, Erickson, Sack, 2012	3:37.57

Sprint Medley Relay

1.	Jones, Hendricks, Liverpool, Praska, 2011.....	3:48.63
2.	Brown, Kwaza, Guster, Watts, 2014.....	3:51.18
3.	Kwaza, Guster, Holder, Watts, 2016.....	3:52.62
4.	Swanson, Morken, King, Arco, 2019	3:52.85
5.	Kwaza, Brown, Guster, Trost, 2015	3:53.29
6.	Christian, Buss, Guillory, Arco, 2019	3:54.18
7.	Kwaza, R. Moore, Holder, Alexia, 2013.....	3:54.51
8.	Trusty, R. Moore, Hendricks, Praska, 2010.....	3:56.53
9.	Reid, Philip, Hobbs, Benning, 1995.....	3:56.54
10.	Roach, Alexander, McCalla, Stanley, 2005.....	3:56.99

3,200-Meter Relay

1.	McCabe, Arco, Saunders, King, 2019	8:31.84
2.	Suppelsa, Wodek, Kruckeberg, Schneckloth, 1987.....	8:46.45
3.	Lahann, Stanley, Hume, Barber, 2004	8:48.87
4.	Schneckloth, Roberts, Hawkins, Kruckeberg, 1989	8:49.38
5.	Trost, Maser, Alexia, Nelson, 2014	8:49.95
6.	Nelson, Watts, Wilberding, Sindt, 2016.....	8:51.90
7.	Flood, Dlh, L. Hardesty, Docherty, 2009.....	8:53.91
8.	Armstrong, Stanley, Laney, Hume, 2005.....	8:54.27
9.	O'Brien, Camarigg, Williams, Stormo, 1981	8:54.36
10.	Flood, Melander, Praska, Hardesty, 2010	8:54.45

Distance Medley Relay

1.	Hoskins, Powell, Schneckloth, Kruckeberg, 1989	11:22.18
2.	Armstrong, Alexander, Poncé, Stanley, 2007.....	11:25.05
3.	Stanley, McCalla, Hume, Armstrong, 2005	11:34.04
4.	Barber, Williams, Hume, Arens, 2004.....	11:34.56
5.	Thompson, Williams, Hume, Arens, 2003	11:39.02
6.	2000	11:39.83
7.	Schrulle, Erickson, Placzek, Eilers, 2012	11:40.57
8.	Davenport, xx, xx, xx, 1981.....	11:41.44
9.	Pare, Grant, Benning, Gilchrist, 1997	11:41.92
10.	Dlh, Erickson, Docherty, Anderson, 2010.....	11:43.06

6,400-Meter Relay

1.	Flood, Melander, A. Hardesty, L. Hardesty, 2010.....	19:05.63
2.	Nukuri, Marchand, Henize, Armstrong, 2008.....	19:15.42
3.	Flood, Laesch, Ranegar, Melander, 2012.....	19:16.73
4.	Flood, Eilers, Melander, L. Hardesty, 2011	19:17.52
5.	Flood, Melander, A. Hardesty, Eilers, 2009.....	19:36.43
6.	Scott, Gordon, Schrulle, Gambrall, 2013	19:41.15
7.	Jones, Bote Gonzalez, Wilberding, Reischmann, 2015.....	19:59.72
8.	Maser, Price, Wilberding, Montuclard, 2014	20:23.27
9.	Chapple, Laney, Donlon, Sokol, 2005	20:39.12
10.	Arens, Barber, Butler, Roberts, 2001	20:40.89

2021 MEN'S OUTDOOR SEASON & COLLEGIATE BEST PERFORMANCES - Updated 5/2/21

100 METERS (School Record - 10.21)

Name	Season Best	Meet - Date	Collegiate Best	Meet - Date
Austin Kresley	10.44	at B1G Invite #1 - 3/27/21	10.44	at B1G Invite #1 - 3/27/21
Antonio Woodard	10.54	at Billy Hayes Invite - 5/1/21	10.34	at Drake Relays - 4/27/18
Will Daniels	10.72	at Billy Hayes Invite - 5/1/21	10.72	at Billy Hayes Invite - 5/1/21
Austin West	10.86 ^	at B1G Husker Invite - 4/17/21	10.86 ^	at B1G Husker Invite - 4/17/21
Deandre Stapleton, Jr.	10.91	at Fighting Illini B1G Relays - 4/23/21	10.91	at Fighting Illini B1G Relays - 4/23/21
Peyton Haack	10.94 ^	at B1G Husker Invite - 4/17/21	10.94 ^	at B1G Husker Invite - 4/17/21
Tanner Iske	10.99	at B1G Invite #1 - 3/27/21	10.99	at B1G Invite #1 - 3/27/21

110-METER HURDLES (School Record - 13.24)

Name	Season Best	Meet - Date	Collegiate Best	Meet - Date
Jaylan McConico	13.42	at Billy Hayes Invite - 5/1/21	13.42	at Billy Hayes Invite - 5/1/21
Jamal Britt	13.45	at Drake Relays - 4/24/21	13.45	at Drake Relays - 4/24/21
Josh Braverman	13.90	at B1G Florida Invite - 4/2/21	13.90	at B1G Florida Invite - 4/2/21
Grant Conway	13.94	at Billy Hayes Invite - 5/1/21	13.94	at Billy Hayes Invite - 5/1/21
Gratt Reed	13.98	at Fighting Illini B1G Relays - 4/23/21	13.98	at Fighting Illini B1G Relays - 4/23/21
Will Daniels	14.38 ^	at B1G Husker Invite - 4/17/21	14.38 ^	at B1G Husker Invite - 4/17/21
Peyton Haack	14.46	at Billy Hayes Invite - 5/1/21	14.46	at Billy Hayes Invite - 5/1/21
Austin West	14.86	at Billy Hayes Invite - 5/1/21	14.86	at Billy Hayes Invite - 5/1/21

* - school record, ^ - part of decathlon

2021 MEN'S OUTDOOR SEASON & COLLEGIATE BEST PERFORMANCES - Updated 5/2/21

200 METERS (School Record - 20.31)

Name	Season Best	Meet - Date	Collegiate Best	Meet - Date
Antonio Woodard	20.67	at Billy Hayes Invite - 5/1/21	20.61	at Willie Williams Classic - 3/16/18
Wayne Lawrence, Jr.	20.71	at Fighting Illini B1G Relays - 4/23/21	20.71	at Fighting Illini B1G Relays - 4/23/21
Austin Kresley	21.06	at Billy Hayes Invite - 5/1/21	21.06	at Billy Hayes Invite - 5/1/21
Jaylan McConico	21.09	at B1G Florida Invite - 4/3/21	21.09	at B1G Florida Invite - 4/3/21
Jamal Britt	21.22	at B1G Invite #1 - 3/27/21	21.22	at B1G Invite #1 - 3/27/21
Gratt Reed	21.44	at B1G Invite #1 - 3/27/21	21.44	at B1G Invite #1 - 3/27/21
DeJuan Frye	21.60	at B1G Florida Invite - 4/3/21	21.11	at Jim Click Shootout - 4/8/17
Evan Schuster	21.81	at Billy Hayes Invite - 5/1/21	21.81	at Billy Hayes Invite - 5/1/21
Grant Conway	21.90	at Fighting Illini B1G Relays - 4/23/21	21.90	at Fighting Illini B1G Relays - 4/23/21
Drake Woody	22.35	at B1G Husker Invite - 4/17/21	22.35	at B1G Husker Invite - 4/17/21
Josh Braverman	22.29	at Fighting Illini B1G Relays - 4/23/21	22.26	Musco Twilight - 4/12/18
Tanner Iske	22.51	at B1G Invite #1 - 3/27/21	22.51	at B1G Invite #1 - 3/27/21
Nolan Kembel	22.86	at B1G Invite #2 - 4/9/21	22.86	at B1G Invite #2 - 4/9/21

400 METERS (School Record - 44.94)

Name	Season Best	Meet - Date	Collegiate Best	Meet - Date
Wayne Lawrence, Jr.	45.80	at Billy Hayes Invite - 5/1/21	45.33	at NCAA West Preliminary - 4/24/19
Jenoah Mckiver	46.93	at Hawkeye Border Battle – 1/9/21	46.93	at Hawkeye Border Battle – 1/9/21
Khullen Jefferson	47.11	at Billy Hayes Invite - 5/1/21	47.11	at Billy Hayes Invite - 5/1/21
Austin West	47.30 ^	at B1G Husker Invite - 4/16/21	47.30 ^	at B1G Husker Invite - 4/16/21
Nolan Kembel	47.69	at B1G Invite #2 - 4/9/21	47.69	at B1G Invite #2 - 4/9/21
DeJuan Frye	47.95	at Billy Hayes Invite - 5/1/21	46.17	at B1G Championships - 5/13/18
Antonio Woodard	47.98	at B1G Florida Invite - 4/3/21	47.98	at B1G Florida Invite - 4/3/21
Julien Gillum	48.14	at B1G Invite #1 - 3/27/21	47.36	at Husker Quad - 2/6/21
Tyler Olson	48.30	at B1G Invite #1 - 3/27/21	48.30	at B1G Invite #1 - 3/27/21
Armando Bryson	48.32	at B1G Florida Invite - 4/3/21	48.32	at B1G Florida Invite - 4/3/21
Josh Andrews	48.39	at B1G Invite #2 - 4/9/21	48.39	at B1G Invite #2 - 4/9/21
Raymund Clarke	49.19	at B1G Husker Invite - 4/17/21	47.11	at Victor Lopez Classic - 3/25/17
Evan Schuster	49.27	at Billy Hayes Invite - 5/1/21	49.27	at Billy Hayes Invite - 5/1/21
Peyton Haack	49.80 ^	at B1G Husker Invite - 4/16/21	49.80 ^	at B1G Husker Invite - 4/16/21
Will Daniels	51.00 ^	at B1G Husker Invite - 4/16/21	51.00 ^	at B1G Husker Invite - 4/16/21

* - school record, ^ - part of decathlon

2021 MEN'S OUTDOOR SEASON & COLLEGIATE BEST PERFORMANCES - Updated 5/2/21

400-METER HURDLES (School Record - 48.83)

Name	Season Best	Meet - Date	Collegiate Best	Meet - Date
Austin Lietz	50.99	at Billy Hayes Invite - 5/1/21	50.99	at Billy Hayes Invite - 5/1/21
Jamal Britt	51.43	at B1G Florida Invite - 4/3/21	51.43	at B1G Florida Invite - 4/3/21
Raymund Clarke	52.96	at Billy Hayes Invite - 5/1/21	51.28	at NCAA West Preliminary - 5/26/18
Drake Woody	53.29	at B1G Florida Invite - 4/3/21	53.29	at B1G Florida Invite - 4/3/21
Raymonte Dow	54.22	at Billy Hayes Invite - 5/1/21	51.23	at NCAA West Preliminary - 5/24/19
Nolan Roethler	54.73	at B1G Invite #2 - 4/9/21	54.73	at B1G Invite #2 - 4/9/21

800 METERS (School Record - 1:45.90)

Name	Season Best	Meet - Date	Collegiate Best	Meet - Date
Tysen VanDraska	1:48.13	at Billy Hayes Invite - 5/1/21	1:48.13	at Billy Hayes Invite - 5/1/21
Alec Still	1:48.47	at Billy Hayes Invite - 5/1/21	1:48.47	at Billy Hayes Invite - 5/1/21
Tyler Olson	1:49.96	at Billy Hayes Invite - 5/1/21	1:49.96	at Billy Hayes Invite - 5/1/21
Spencer Gudel	1:50.20	at Billy Hayes Invite - 5/1/21	1:50.20	at Billy Hayes Invite - 5/1/21
Jason Hoffman	1:50.44	at Billy Hayes Invite - 5/1/21	1:50.44	at Billy Hayes Invite - 5/1/21
Armando Bryson	1:50.46	at Billy Hayes Invite - 5/1/21	1:50.46	at Billy Hayes Invite - 5/1/21
Kal Lewis	1:51.80	at Fighting Illini B1G Relays - 4/23/21	1:51.80	at Fighting Illini B1G Relays - 4/23/21
Jeff Roberts	1:54.80	at B1G Florida Invite - 4/3/21	1:54.27	at Mike Fanelli Classic – 3/30/19
Noah Healy	1:57.32	at B1G Invite #1 - 3/27/21	1:55.17	at Baldy Castillo Invite - 3/16/19
Josh Andrews	1:58.46	at B1G Florida Invite - 4/2/21	1:54.72	at Beach Invite - 4/19/19
Aidan King	1:59.30	at B1G Invite #1 - 3/27/21	1:59.30	at B1G Invite #1 - 3/27/21

* - school record, ^ - part of decathlon

2021 MEN'S OUTDOOR SEASON & COLLEGIATE BEST PERFORMANCES - Updated 5/2/21

1,500 METERS (School Record - 3:43.02)

Name	Season Best	Meet - Date	Collegiate Best	Meet - Date
Kal Lewis	3:43.32	at B1G Invite #3 - 4/16/21	3:43.32	at B1G Invite #3 - 4/16/21
Tysen VanDraska	3:47.81	at B1G Invite #1 - 3/27/21	3:47.81	at B1G Invite #1 - 3/27/21
Jeff Roberts	3:47.94	at B1G Florida Invite - 4/2/21	3:47.94	at B1G Florida Invite - 4/2/21
Nathan Mylenek	3:50.58	at Fighting Illini B1G Relays - 4/23/21	3:44.49	at Drake Relays - 4/26/19
Noah Healy	3:50.67	at B1G Invite #1 - 3/27/21	3:50.67	at B1G Invite #1 - 3/27/21
Daniel Soto	3:50.68	at B1G Invite #1 - 3/27/21	3:50.68	at B1G Invite #1 - 3/27/21
Jason Hoffman	3:58.39	at B1G Invite #1 - 3/27/21	3:58.39	at B1G Invite #1 - 3/27/21
Aidan King	3:58.45	at B1G Invite #1 - 3/27/21	3:58.45	at B1G Invite #1 - 3/27/21
Nick Trattner	3:58.85	at B1G Florida Invite - 4/2/21	3:58.85	at B1G Florida Invite - 4/2/21
Konnor Sommer	4:02.09	at B1G Florida Invite - 4/2/21	4:02.09	at B1G Florida Invite - 4/2/21
Austin West	4:46.96 ^	at B1G Husker Invite - 4/17/21	4:46.96 ^	at B1G Husker Invite - 4/17/21
Peyton Haack	4:59.89 ^	at B1G Husker Invite - 4/17/21	4:54.47 ^	at Bryan Clay Invite - 4/18/19
Will Daniels	5:01.49 ^	at B1G Husker Invite - 4/17/21	4:57.23 ^	

3,000 METERS

Name	Season Best	Meet - Date	Collegiate Best	Meet - Date
Nick Trattner	8:17.67	at B1G Florida Invite - 4/3/21	8:12.68	Hawkeye B1G Invite - 2/13/21
Noah Healy	8:18.19	at B1G Florida Invite - 4/3/21	8:15.32	Larry Wieczorek Invite - 2/8/19
Aidan King	8:37.78	at B1G Florida Invite - 4/3/21	8:26.73	Hawkeye B1G Invite - 2/13/21
Konnor Sommer	8:41.38	at B1G Florida Invite - 4/3/21	8:41.38	at B1G Florida Invite - 4/3/21

3,000-METER STEEPLECHASE (School Record - 8:38.53)

Name	Season Best	Meet - Date	Collegiate Best	Meet - Date
Nathan Mylenek	8:44.96	at Billy Hayes Invite - 4/30/21	8:38.53 *	at Mt. SAC Relays - 4/19/19

5,000 METERS (School Record - 13:49.31)

Name	Season Best	Meet - Date	Collegiate Best	Meet - Date
Nathan Mylenek	13:54.15	at B1G Invite #3 - 4/16/21	13:54.15	at B1G Invite #3 - 4/16/21
Daniel Soto	13:55.71	at Billy Hayes Invite - 4/30/21	13:55.71	at Billy Hayes Invite - 4/30/21
Noah Healy	14:13.74	at Billy Hayes Invite - 4/30/21	14:12.47	at B1G Championships - 2/27/21
Konnor Sommer	14:14.58	at B1G Invite #3 - 4/16/21	14:14.58	at B1G Invite #3 - 4/16/21

* - school record, ^ - part of decathlon

2021 MEN'S OUTDOOR SEASON & COLLEGIATE BEST PERFORMANCES - Updated 5/2/21

10,000 METERS (School Record - 28:44.47)

Name	Season Best	Meet - Date	Collegiate Best	Meet - Date
Daniel Soto	28:48.18	at B1G Invite #3 - 4/16/21	28:48.18	at B1G Invite #3 - 4/16/21
Noah Healy	29:56.30	at B1G Invite #3 - 4/16/21	29:56.30	at B1G Invite #3 - 4/16/21
Nick Trattner	30:46.80	at B1G Invite #3 - 4/16/21	30:46.80	at B1G Invite #3 - 4/16/21

400-METER RELAY (School Record - 39.12)

Names	Season Best	Meet - Date
Jaylan McConico, Antonio Woodard, Austin Kresley, Wayne Lawrence, Jr.	39.68	at Billy Hayes Invite - 5/1/21
Jaylan McConico, Antonio Woodard, Austin Kresley, Gratt Reed	39.85	at B1G Invite #1 - 3/27/21
Jaylan McConico, Antonio Woodard, Gratt Reed, Wayne Lawrence, Jr.	40.25	at B1G Husker Invite - 4/17/21
Tanner Iske, DeJuan Frye, Evan Schuster, Nolan Kember	41.55	at B1G Invite #1 - 3/27/21

1,600-METER RELAY (School Record - 3:00.14)

Names	Season Best	Meet - Date
Austin West, Antonio Woodard, Austin Lietz, Wayne Lawrence, Jr.	3:05.82	at Billy Hayes Invite - 5/1/21
Wayne Lawrence, Jr., Antonio Woodard, Tyler Olson, Julien Gillum	3:09.18	at B1G Florida Invite - 4/3/21
Jenoah Mckiver, Antonio Woodard, Austin Lietz, DeJuan Frye	3:10.42	at B1G Husker Invite - 4/17/21
Nolan Kember, Drake Woody, Julien Gillum, Tyler Olson	3:10.91	at B1G Invite #1 - 3/27/21
Spencer Gudgel, Raymund Clarke, Khullen Jefferson, Tyler Olson	3:11.32	at Billy Hayes Invite - 5/1/21
Austin Lietz, Raymund Clarke, Nolan Kember, DeJuan Frye	3:12.38	at B1G Florida Invite - 4/3/21
Alec Still, Jamal Britt, Raymund Clarke, Khullen Jefferson	3:12.93	at B1G Husker Invite - 4/17/21
Spencer Gudgel, Jamal Britt, Raymund Clarke, Armando Bryson	3:13.48	at B1G Invite #1 - 3/27/21
Drake Woody, Spencer Gudgel, Armando Bryson, Alec Still	3:14.90	at B1G Florida Invite - 4/3/21
Tyler Olson, Spencer Gudgel, Khullen Jefferson, Drake Woody	3:15.96	at B1G Husker Invite - 4/17/21
Peyton Haack, Nolan Roethler, Jason Hoffman, Will Daniels	3:19.31	at B1G Invite #1 - 3/27/21
Nolan Roethler, Josh Andrews, Tysen VanDraska, Jason Hoffman	3:20.52	at B1G Florida Invite - 4/3/21

3,200-METER RELAY (School Record - 7:18.60)

Names	Season Best	Meet - Date
Jason Hoffman, Tyler Olson, Alec Still, Tysen VanDraska	7:29.81	at B1G Florida Invite - 4/3/21

* - school record, ^ - part of decathlon

2021 MEN'S OUTDOOR SEASON & COLLEGIATE BEST PERFORMANCES - Updated 5/2/21

HIGH JUMP (School Record - 2.24 meters)

Name	Season Best	Meet - Date	Collegiate Best	Meet - Date
Cole Moeller	6-10 1/4 (2.09m)	at Billy Hayes Invite - 5/1/21	6-10 1/4 (2.09m)	at Billy Hayes Invite - 5/1/21
Zack Pluff	6-9 3/4 (2.08m)	at Fighting Illini B1G Relays - 4/24/21	6-9 3/4 (2.08m)	at Fighting Illini B1G Relays - 4/24/21
Will Daniels	6-5 1/2 (1.97m) ^	at B1G Husker Invite - 4/16/21	6-11 (2.10m)	
Keith Keana	6-4 3/4 (1.95m)	at Billy Hayes Invite - 5/1/21	6-4 3/4 (1.95m)	at Billy Hayes Invite - 5/1/21
Seth Groom	6-2 3/4 (1.90m)	at Billy Hayes Invite - 5/1/21	6-8 3/4 (2.05m)	Larry Wieczorek Invite - 1/17/20
Peyton Haack	6-2 (1.88m) ^	at B1G Husker Invite - 4/16/21	6-4 3/4 (1.95m)	at Black & Gold Invite - 2/1/20
Austin West	5-11 1/2 (1.82m) ^	at B1G Husker Invite - 4/16/21	6-4 3/4 (1.95m)	at Jimmy Grant Invite - 12/14/19

POLE VAULT (School Record - 5.18 meters)

Name	Season Best	Meet - Date	Collegiate Best	Meet - Date
Will Daniels	15-5 (4.70m) ^	at B1G Husker Invite - 4/17/21	15-5 (4.70m) ^	at B1G Husker Invite - 4/17/21
Peyton Haack	15-1 (4.60m) ^	at B1G Husker Invite - 4/17/21	16-4 3/4 (5.00m) ^	at Bryan Clay Invite - 4/18/19
Austin West	13-1 1/2 (4.00m) ^	at B1G Husker Invite - 4/17/21	13-5 1/4 (4.10m) ^	at B1G Championships - 2/29/20

LONG JUMP (School Record - 8.25 meters)

Name	Season Best	Meet - Date	Collegiate Best	Meet - Date
James Carter	25-5 1/4 (7.75m)	at B1G Florida Invite - 4/2/21	25-5 1/4 (7.75m)	at B1G Florida Invite - 4/2/21
Kaleba Jack	24-8 1/4 (7.52m)	at B1G Invite #1 - 3/27/21	24-8 1/4 (7.52m)	at B1G Invite #1 - 3/27/21
Jamal Britt	24-3 3/4 (7.41m)	at Billy Hayes Invite - 5/1/21	24-11 1/4 (7.60m)	Hawkeye Border Battle - 1/9/21
Will Daniels	24-0 1/4 (7.32m) ^	at B1G Husker Invite - 4/16/21	24-0 1/4 (7.32m) ^	at B1G Husker Invite - 4/16/21
Peyton Haack	23-7 1/4 (7.19m) ^	at B1G Husker Invite - 4/16/21	23-7 1/4 (7.19m) ^	at B1G Husker Invite - 4/16/21
Deandre Stapleton, Jr.	23-6 3/4 (7.18m)	at B1G Florida Invite - 4/2/21	24-3 3/4 (7.41m)	at B1G Championships - 3/27/21
Austin West	23-6 1/4 (7.17m) ^	at B1G Husker Invite - 4/16/21	23-10 1/4 (7.21m) ^	at NCAA Championships - 3/11/21

TRIPLE JUMP (School Record - 16.66 meters)

Name	Season Best	Meet - Date	Collegiate Best	Meet - Date
James Carter	54-2 3/4 (16.53m)	at B1G Husker Invite - 4/17/21	54-2 3/4 (16.53m)	at B1G Husker Invite - 4/17/21

* - school record, ^ - part of decathlon

2021 MEN'S OUTDOOR SEASON & COLLEGIATE BEST PERFORMANCES - Updated 5/2/21

SHOT PUT (School Record - 19.27 meters)

Name	Season Best	Meet - Date	Collegiate Best	Meet – Date
Elijah Barnes	58-10 3/4 (17.95m)	at Billy Hayes Invite - 5/1/21	60-8 (18.49m)	at Husker Quad - 2/6/21
Dawson Ellingson	57-8 1/4 (17.58m)	at B1G Florida Invite - 4/2/21	57-8 1/4 (17.58m)	at B1G Florida Invite - 4/2/21
Jordan Johnson	54-5 1/4 (16.59m)	at B1G Husker Invite - 4/17/21	55-4 1/4 (16.87)	Hawkeye B1G Invite - 2/13/21
Will Daniels	46-5 1/4 (14.15m) ^	at B1G Husker Invite - 4/16/21	46-5 1/4 (14.15m) ^	at B1G Husker Invite - 4/16/21
Austin West	43-5 3/4 (13.25m) ^	at B1G Husker Invite - 4/16/21	44-9 1/2 (13.65m)	at B1G Championships - 2/25/21
Peyton Haack	43-5 1/4 (13.24m) ^	at B1G Husker Invite - 4/16/21	44-1 1/4 (13.44m) ^	at NCAA Championships - 3/11/21

DISCUS (School Record – 63.11 meters)

Name	Season Best	Meet - Date	Collegiate Best	Meet – Date
Jordan Johnson	189-5 (57.74m)	at B1G Invite #1 - 3/27/21	189-5 (57.74m)	at B1G Invite #1 - 3/27/21
Tyler Lienau	180-5 (54.99m)	at B1G Invite #1 - 3/27/21	180-5 (54.99m)	at B1G Invite #1 - 3/27/21
Elijah Barnes	170-9 (52.04m)	at B1G Husker Invite - 4/16/21	180-6 (55.03m)	at NJCAA Championships - 5/17/19
Dawson Ellingson	166-5 (50.74m)	at Billy Hayes Invite - 5/1/21	166-5 (50.74m)	at Billy Hayes Invite - 5/1/21
Jordan Hawkins	164-4 (50.10m)	at Billy Hayes Invite - 5/1/21	164-4 (50.10m)	at Billy Hayes Invite - 5/1/21
Will Daniels	136-3 (41.54m)	at Billy Hayes Invite - 5/1/21	136-3 (41.54m)	at Billy Hayes Invite - 5/1/21
Austin West	134-10 (41.10m)	at Billy Hayes Invite - 5/1/21	134-10 (41.10m)	at Billy Hayes Invite - 5/1/21
Peyton Haack	121-10 (37.13m) ^	at B1G Husker Invite - 4/17/21	128-3 (39.09m)	at Baldy Castillo Invite - 3/16/19

HAMMER THROW (School Record – 67.94 meters)

Name	Season Best	Meet - Date	Collegiate Best	Meet – Date
Tyler Lienau	194-1 (59.17m)	at B1G Florida Invite - 4/2/21	194-1 (59.17m)	at B1G Florida Invite - 4/2/21
Jordan Johnson	190-6 (58.09m)	at Billy Hayes Invite - 5/1/21	190-6 (58.09m)	at Billy Hayes Invite - 5/1/21
Jordan Hawkins	184-4 (56.20m)	at B1G Husker Invite - 4/16/21	184-4 (56.20m)	at B1G Husker Invite - 4/16/21
Elijah Barnes	179-10 (54.81m)	at B1G Florida Invite - 4/2/21	179-10 (54.81m)	at B1G Florida Invite - 4/2/21

JAVELIN (School Record - 74.89 meters)

Name	Season Best	Meet - Date	Collegiate Best	Meet – Date
Austin West	193-0 (58.82m) ^	at B1G Husker Invite - 4/17/21	193-0 (58.82m) ^	at B1G Husker Invite - 4/17/21
Will Daniels	182-4 (55.59m)	at B1G Florida Invite - 4/3/21	182-4 (55.59m)	at B1G Florida Invite - 4/3/21
Peyton Haack	148-7 (45.28m) ^	at B1G Husker Invite - 4/17/21	155-11 (47.53m)	at Baldy Castillo Invite - 3/16/19

* - school record, ^ - part of decathlon

2021 MEN'S OUTDOOR SEASON & COLLEGIATE BEST PERFORMANCES - Updated 5/2/21

DECATHLON (School Record - 7,673 points)

Name	Season Best	Meet - Date	Collegiate Best	Meet – Date
Will Daniels	7,649 points	at B1G Husker Invite - 4/16-17/21	7,649 points	at B1G Husker Invite - 4/16-17/21
Austin West	7,458 points	at B1G Husker Invite - 4/16-17/21	7,458 points	at B1G Husker Invite - 4/16-17/21
Peyton Haack	7,300 points	at B1G Husker Invite - 4/16-17/21	7,300 points	at B1G Husker Invite - 4/16-17/21

* - school record, ^ - part of decathlon

2021 WOMEN'S OUTDOOR SEASON & COLLEGIATE BEST PERFORMANCES - Updated 5/2/21

100 METERS (School Record - 11.28)

Name	Season Best	Meet - Date	Collegiate Best	Meet - Date
LaSarah Hargrove	11.74	at B1G Florida Invite - 4/2/21	11.74	at B1G Florida Invite - 4/2/21
Antonise Christian	11.89	at B1G Florida Invite - 4/2/21	11.75	at Drake Relays - 4/26/19

100-METER HURDLES (School Record - 13.20)

Name	Season Best	Meet - Date	Collegiate Best	Meet - Date
Jenny Kimbro	13.42	at B1G Florida Invite - 4/3/21	13.22	at Drake Relays - 4/26/19
Paige Magee	13.57	at B1G Husker Invite - 4/17/21	13.57	at B1G Husker Invite - 4/17/21
Tionna Tobias	13.58	at B1G Invite #1 - 3/27/21	13.58	at B1G Invite #1 - 3/27/21
Myreanna Bebe	13.70	at Billy Hayes Invite - 5/1/21	13.70	at Billy Hayes Invite - 5/1/21
Karina Joiner	13.98	at Billy Hayes Invite - 5/1/21	13.38	at Ivy League Championships - 5/6/18
Sydney Winger	14.04	at Fighting Illini B1G Relays - 4/23/21	14.04	at Fighting Illini B1G Relays - 4/23/21
Katie Petersen	14.34	at Fighting Illini B1G Relays - 4/23/21	14.34	at Fighting Illini B1G Relays - 4/23/21
Dallyssa Huggins	15.37	at Fighting Illini B1G Relays - 4/23/21	15.25	at Maryland Invite - 2017

200 METERS (School Record - 22.30)

Name	Season Best	Meet - Date	Collegiate Best	Meet - Date
Lasarah Hargrove	23.76	at B1G Florida Invite - 4/3/21	23.76	at B1G Florida Invite - 4/3/21
Antonise Christian	24.05	at B1G Florida Invite - 4/3/21	23.89	at Husker Invitational - 2/7/20
Jenny Kimbro	24.59 ^	at B1G Husker Invite - 4/16/21	24.27 ^	at B1G Championships - 5/10/19
Tionna Tobias	24.43	at Fighting Illini Relay - 4/23/21	24.43	at Fighting Illini Relay - 4/23/21
Cortney Strohmman	25.12	at B1G Florida Invite - 4/3/21	24.83	at Liberty Elite Invite - 2/10/18
Paige Magee	25.23	at B1G Husker Invite - 4/17/21	25.23	at B1G Husker Invite - 4/17/21
Aly Weum	25.37	at B1G Florida Invite - 4/3/21	24.85	at Baldy Castillo Invite - 3/16/19
Mariel Bruxvoort	25.80	at B1G Husker Invite - 4/17/21	25.44	Larry Wiczorek Invite - 1/22/21
Karina Joiner	25.88	at B1G Husker Invite - 4/17/21	25.68	at Beantown Challenge - 1/12/19
Katie Petersen	25.84	at B1G Invite #1 - 3/27/21	25.84	at Fighting Illini Relay - 4/23/21
Kayla Hutchins	26.27	at B1G Invite #1 - 3/27/21	26.10	at Husker Quad - 2/6/21
Sydney Winger	26.31	at B1G Florida Invite - 4/3/21	26.18	at Baldy Castillo Invite - 3/16/19
Myreanna Bebe	26.36	at B1G Invite #1 - 3/27/21	26.36	at B1G Invite #1 - 3/27/21
Dallyssa Huggins	26.49 ^	at B1G Husker Invite - 4/16/21	26.49 ^	at B1G Husker Invite - 4/17/21

* - school record, ^ - part of heptathlon

2021 WOMEN'S OUTDOOR SEASON & COLLEGIATE BEST PERFORMANCES - Updated 5/2/21

400 METERS (School Record - 51.35)

Name	Season Best	Meet - Date	Collegiate Best	Meet - Date
Cortney Strohman	54.47	at B1G Invite #1 - 3/27/21	53.99	at ASUN Championships - 2/23/19
Tia Saunders	54.79	at Billy Hayes Invite - 5/1/21	54.79	at Billy Hayes Invite - 5/1/21
Tesa Roberts	55.28	at B1G Husker Invite - 4/17/21	54.72	at B1G Indoor Championships - 2/26/21
Aly Weum	55.53	at Billy Hayes Invite - 5/1/21	55.15	at B1G Championships - 5/11/19
Clare Pitcher	56.30	at B1G Invite #2 - 4/9/21	56.30	at B1G Invite #2 - 4/9/21
Katie Moore	57.94	at B1G Florida Invite - 4/3/21	57.94	at B1G Florida Invite - 4/3/21
Dallyssa Huggins	59.02	at B1G Florida Invite - 4/3/21	57.98	at Rod McCravy Memorial - 1/25/20

400-METER HURDLES (School Record - 56.16)

Name	Season Best	Meet - Date	Collegiate Best	Meet - Date
Jenny Kimbro	58.43	at Billy Hayes Invite - 5/1/21	58.27	at Sun Angel Classic - 4/6/19
Mariel Bruxvoort	59.61	at Billy Hayes Invite - 5/1/21	59.61	at Billy Hayes Invite - 5/1/21
Paige Magee	1:00.81	at Billy Hayes Invite - 5/1/21	1:00.81	at Billy Hayes Invite - 5/1/21
Payton Wensel	1:01.12	at Billy Hayes Invite - 5/1/21	1:01.11	at B1G Championships - 5/10/19
Karina Joiner	1:01.87	at Billy Hayes Invite - 5/1/21	58.86	at Ivy League Championships - 5/6/18

800 METERS (School Record - 2:03.78)

Name	Season Best	Meet - Date	Collegiate Best	Meet - Date
Mallory King	2:05.23	at Billy Hayes Invite - 5/1/21	2:05.12	at Iowa State Classic - 2/15/20
Clare Pitcher	2:08.64	at Fighting Illini B1G Relays - 4/23/21	2:08.64	at Fighting Illini B1G Relays - 4/23/21
Tia Saunders	2:11.66	at B1G Invite #1 - 3/27/21	2:08.94	at Bryan Clay Invite - 4/18/19
Katie Moore	2:12.54	at Billy Hayes Invite - 5/1/21	2:11.94	at B1G Championships - 2/27/21
Logan Akason	2:12.97	at Billy Hayes Invite - 5/1/21	2:12.97	at Billy Hayes Invite - 5/1/21
Amber Aesoph	2:13.10	at B1G Invite #3 - 4/16/21	2:13.10	at B1G Invite #3 - 4/16/21
Lindsay Welker	2:14.69	at Billy Hayes Invite - 5/1/21	2:14.69	at Billy Hayes Invite - 5/1/21
Emma Gordon	2:15.21	at Fighting Illini B1G Relays - 4/23/21	2:15.21	at Fighting Illini B1G Relays - 4/23/21
Elyse Prescott	2:17.36	at B1G Invite #1 - 3/27/21	2:17.36	at B1G Invite #1 - 3/27/21
Jenny Kimbro	2:18.56 ^	at B1G Husker Invite - 4/17/21	2:14.04 ^	at Bryan Clay Invite - 4/18/19
Dallyssa Huggins	2:20.33	at Billy Hayes Invite - 5/1/21	2:11.07 ^	at B1G Championships - 2017
Bryce Gidel	2:28.17	at B1G Invite #1 - 3/27/21	2:28.17	at B1G Invite #1 - 3/27/21

* - school record, ^ - part of heptathlon

2021 WOMEN'S OUTDOOR SEASON & COLLEGIATE BEST PERFORMANCES - Updated 5/2/21

1,500 METERS (School Record - 4:17.41)

Name	Season Best	Meet - Date	Collegiate Best	Meet - Date
Mallory King	4:28.42	at B1G Invite #2 - 4/9/21	4:28.42	at B1G Invite #2 - 4/9/21
Emma Gordon	4:29.03	at Billy Hayes Invite - 5/1/21	4:29.03	at Billy Hayes Invite - 5/1/21
Kelli Tasic	4:32.31	at B1G Florida Invite - 4/2/21	4:32.31	at B1G Florida Invite - 4/2/21
Elyse Prescott	4:33.88	at B1G Invite #1 - 3/27/21	4:31.63	at Drake Relays - 2019
Gabby Skopec	4:39.74	at Billy Hayes Invite - 5/1/21	4:39.74	at Billy Hayes Invite - 5/1/21
Amber Aesoph	4:42.28	at B1G Florida Invite - 4/2/21	4:42.28	at B1G Florida Invite - 4/2/21
Logan Akason	4:44.84	at B1G Florida Invite - 4/2/21	4:44.84	at B1G Florida Invite - 4/2/21
Wren Renquist	4:45.68	at Fighting Illini B1G Relays - 4/23/21	4:45.68	at Fighting Illini B1G Relays - 4/23/21
Bryce Gidel	4:46.70	at B1G Invite #2 - 4/9/21	4:46.70	at B1G Invite #2 - 4/9/21
Ellie Twedt	4:47.58	at B1G Invite #2 - 4/9/21	4:47.58	at B1G Invite #2 - 4/9/21
Lindsay Welker	4:51.23	at B1G Invite #2 - 4/9/21	4:51.23	at B1G Invite #2 - 4/9/21
Katie Moore	4:51.62	at B1G Invite #1 - 3/27/21	4:51.62	at B1G Invite #1 - 3/27/21
Abby Ryon	4:51.90	at Fighting Illini B1G Relays - 4/23/21	4:51.90	at Fighting Illini B1G Relays - 4/23/21
Bryce Gidel	4:55.23	at Fighting Illini B1G Relays - 4/23/21	4:55.23	at Fighting Illini B1G Relays - 4/23/21

3,000 METERS (School Record - 9:18.82)

Name	Season Best	Meet - Date	Collegiate Best	Meet - Date
Kelli Tasic	9:54.05	at B1G Florida Invite - 4/3/21	9:47.84	Hawkeye B1G Invite - 2/13/21
Emma Gordon	10:00.35	at B1G Florida Invite - 4/3/21	10:00.35	at B1G Florida Invite - 4/3/21

5,000 METERS (School Record - 15:45.84)

Name	Season Best	Meet - Date	Collegiate Best	Meet - Date
Emma Gordon	17:07.07	at B1G Invite #3 - 4/16/21	17:07.07	at B1G Invite #3 - 4/16/21
Gabby Skopec	17:40.20	at Fighting Illini B1G Relays - 4/23/21	17:24.19	at Husker Triangular - 1/16/21
Abby Ryon	17:58.37	at B1G Invite #1 - 3/26/21	17:58.37	at B1G Invite #1 - 3/26/21
Wren Renquist	18:11.04	at B1G Invite #1 - 3/26/21	18:11.04	at B1G Invite #1 - 3/26/21

10,000 METERS (School Record - 33:17.01)

Name	Season Best	Meet - Date	Collegiate Best	Meet - Date
Kelli Tasic	36:00.48	at B1G Invite #2 - 4/9/21	36:00.48	at B1G Invite #2 - 4/9/21
Wren Renquist	37:41.48	at B1G Invite #2 - 4/9/21	37:41.48	at B1G Invite #2 - 4/9/21

* - school record, ^ - part of heptathlon

2021 WOMEN'S OUTDOOR SEASON & COLLEGIATE BEST PERFORMANCES - Updated 5/2/21

400-METER RELAY (School Record - 44.04)

Names	Season Best	Meet – Date
Lasarah Hargrove, Tesa Roberts, Tionna Tobias, Tia Saunders	45.92	at Billy Hayes Invite - 5/1/21
Antonise Christian, Tionna Tobias, Cortney Strohman, Tia Saunders	46.45	at B1G Invite #1 - 3/27/21
Antonise Christian, Lasarah Hargrove, Tionna Tobias, Tesa Roberts	46.70	at B1G Husker Invite - 4/17/21
Katie Petersen, Tia Saunders, Cortney Strohman, Aly Weum	47.37	at B1G Husker Invite - 4/17/21

1,600-METER RELAY (School Record - 3:30.97)

Names	Season Best	Meet - Date
Tia Saunders, Tesa Roberts, Mallory King, Cortney Strohman	3:37.15	at Billy Hayes Invite - 5/1/21
Mallory King, Cortney Strohman, Tia Saunders, Tesa Roberts	3:40.71	at B1G Husker Invite - 4/17/21
Mariel Bruxvoort, Jenny Kimbro, Tia Saunders, Payton Wensel	3:40.84	at B1G Invite #1 - 3/27/21
Mallory King, Tesa Roberts, Tia Saunders, Cortney Strohman	3:41.25	at B1G Florida Invite - 4/3/21
Jenny Kimbro, Antonise Christian, Mariel Bruxvoort, Payton Wensel	3:42.12	at B1G Florida Invite - 4/3/21
Payton Wensel, Mariel Bruxvoort, Clare Pitcher, Aly Weum	3:45.27	at Billy Hayes Invite - 5/1/21
Karina Joiner, Lindsay Welker, Clare Pitcher, Aly Weum	3:49.93	at B1G Florida Invite - 4/3/21
Katie Moore, Mariel Bruxvoort, Clare Pitcher, Aly Weum	3:50.06	at B1G Husker Invite - 4/17/21
Lindsay Welker, Karina Joiner, Dallyssa Huggins, Katie Moore	3:54.48	at B1G Invite #1 - 3/27/21
Dallyssa Huggins, Katie Moore, Lindsay Welker, Logan Akason	3:55.09	at Billy Hayes Invite - 5/1/21

HIGH JUMP (School Record - 1.86 meters)

Name	Season Best	Meet - Date	Collegiate Best	Meet - Date
Dallyssa Huggins	5-7 (1.70m)	at Fighting Illini B1G Relays - 4/24/21	5-11 1/4 (1.81m)	at B1G Outdoor Championships - 2018
Maria Gorham	5-6 1/2 (1.69m)	at B1G Florida Invite - 4/2/21	5-7 (1.70m)	at Larry Wiecezorek – 1/23/21
Jenny Kimbro	5-4 1/4 (1.63m) ^	at B1G Husker Invite - 4/16/21	6-0 3/4 (1.85m) ^	at Bryan Clay Invite - 4/17/19

LONG JUMP (School Record - 6.78 meters)

Name	Season Best	Meet - Date	Collegiate Best	Meet - Date
Tionna Tobias	19-11 (6.07m)	at B1G Invite #1 - 3/27/21	19-11 (6.07m)	at B1G Invite #1 - 3/27/21
Eavion Richardson	19-2 3/4 (5.86m)	at B1G Invite #1 - 3/27/21	19-2 3/4 (5.86m)	at B1G Invite #1 - 3/27/21
Jenny Kimbro	18-9 1/4 (5.72m) ^	at B1G Husker Invite - 4/17/21	19-7 (5.97m) ^	at Bryan Clay Invite - 4/19/18
Kayla Hutchins	18-4 1/2 (5.60m)	at B1G Invite #1 - 3/27/21	18-4 1/2 (5.60m)	at B1G Invite #1 - 3/27/21
Dallyssa Huggins	16-6 1/2 (5.04m) ^	at B1G Husker Invite - 4/17/21	16-6 1/2 (5.04m) ^	at B1G Husker Invite - 4/17/21

* - school record, ^ - part of heptathlon

2021 WOMEN'S OUTDOOR SEASON & COLLEGIATE BEST PERFORMANCES - Updated 5/2/21

TRIPLE JUMP (School Record - 13.46 meters)

Name	Season Best	Meet - Date	Collegiate Best	Meet - Date
Kayla Hutchins	41-10 (12.75m)	at B1G Husker Invite - 4/17/21	41-10 (12.75m)	at B1G Husker Invite - 4/17/21
Eavion Richardson	41-1 (12.52m)	at B1G Florida Invite - 4/3/21	41-7 1/4 (12.58m)	at British University Championships - 2019

SHOT PUT (School Record - 18.02 meters)

Name	Season Best	Meet - Date	Collegiate Best	Meet - Date
Laulauga Tausaga	58-10 1/4 (17.94m)	at B1G Florida Invite - 4/2/21	59-1 1/2 (18.02m) *	at Beach Invite - 4/19/19
Kat Moody	53-5 3/4 (16.30m)	at Billy Hayes Invite - 5/1/21	53-5 3/4 (16.30m)	at Billy Hayes Invite - 5/1/21
Nia Britt	52-5 1/2 (15.99m)	at B1G Invite #1 - 3/27/21	55-7 3/4 (16.96m)	at NCAA West Preliminary - 5/25/19
Erika Hammond	49-0 1/4 (14.94m)	at B1G Invite #1 - 3/27/21	51-9 3/4 (15.79m)	Black & Gold Premier - 1/26/19
Ianna Roach	48-0 1/2 (14.64m)	at B1G Invite #1 - 3/27/21	48-0 1/2 (14.64m)	at B1G Invite #1 - 3/27/21
Jamie Kofron	46-5 1/2 (14.16m)	at Billy Hayes Invite - 5/1/21	50-0 3/4 (15.26m)	at Husker Triangular - 1/16/21
Jenny Kimbro	45-0 1/2 (13.73m) ^	at B1G Husker Invite - 4/16/21	45-0 1/2 (13.73m) ^	at B1G Husker Invite - 4/16/21
Dallyssa Huggins	36-5 (11.10m) ^	at B1G Husker Invite - 4/16/21	46-0 3/4 (14.04m) ^	at B1G Championships - 2/26/21

DISCUS THROW (School Record - 63.26 meters)

Name	Season Best	Meet - Date	Collegiate Best	Meet - Date
Laulauga Tausaga	199-6 (60.81m)	at B1G Invite #1 - 3/27/21	209-9 (63.94m) *	at World Championships - 2019
Serena Brown	188-5 (57.44m)	at B1G Florida Invite - 4/3/21	198-1 (60.39m)	at Texas Relays - 2018
Kat Moody	166-10 (50.87m)	at Billy Hayes Invite - 5/1/21	166-10 (50.87m)	at Billy Hayes Invite - 5/1/21
Jamie Kofron	160-4 (48.88m)	at B1G Florida Invite - 4/3/21	160-4 (48.88m)	at B1G Florida Invite - 4/3/21

JAVELIN THROW (School Record - 55.30 meters)

Name	Season Best	Meet - Date	Collegiate Best	Meet - Date
Marissa Mueller	131-9 (40.15m)	at B1G Florida Invite - 4/3/21	154-3 (47.02m)	at B1G Championships - 5/10/19
Dallyssa Huggins	126-2 (38.46m)	at B1G Invite #1 - 3/27/21	126-2 (38.46m)	at B1G Invite #1 - 3/27/21
Jenny Kimbro	116-7 (35.53m) ^	at B1G Husker Invite - 4/17/21	116-7 (35.53m) ^	at B1G Husker Invite - 4/17/21

* - school record, ^ - part of heptathlon

2021 WOMEN'S OUTDOOR SEASON & COLLEGIATE BEST PERFORMANCES - Updated 5/2/21

HAMMER THROW (School Record - 62.65 meters)

Name	Season Best	Meet - Date	Collegiate Best	Meet - Date
Amanda Howe	205-6 (62.65m) *	at Billy Hayes Invite - 5/1/21	205-6 (62.65m) *	at Billy Hayes Invite - 5/1/21
Allison Wahrman	198-7 (60.53m)	at Billy Hayes Invite - 5/1/21	198-7 (60.53m)	at Billy Hayes Invite - 5/1/21
Nia Britt	190-7 (58.10m)	at Billy Hayes Invite - 5/1/21	200-1 (60.99m)	at B1G Championships - 5/10/19
Erika Hammond	175-9 (53.57m)	at Billy Hayes Invite - 5/1/21	175-9 (53.57m)	at Billy Hayes Invite - 5/1/21
Laulauga Tausaga	162-11 (49.65m)	at B1G Husker Invite - 4/16/21	201-3 (61.34m)	at Mt. SAC Relays - 4/18/19
Jamie Kofron	161-5 (49.20m)	at B1G Invite #1 - 3/27/21	161-5 (49.20m)	at B1G Invite #1 - 3/27/21
Ianna Roach	154-2 (47.00m)	at B1G Florida Invite- 4/2/21	154-2 (47.00m)	at B1G Florida Invite- 4/2/21

HEPTATHLON (School Record - 5,679 points)

Name	Season Best	Meet - Date	Collegiate Best	Meet - Date
Jenny Kimbro	5,679 points *	at B1G Husker Invite - 4/16-17/21	5,679 points *	2x, last at B1G Husker Invite - 4/16-17/21
Dallyssa Huggins	5,064 points	at B1G Husker Invite - 4/16-17/21	5,307 points	at B1G Championships - 2017

* - school record, ^ - part of heptathlon



W TRACK & FIELD

Wisconsin B1G Invitational Saturday, May 8, 2021

All throwing event weigh ins will be at competition site @ UW THROWS FACILITY

FIELD EVENTS - Top 9 to Advance to Finals

- 12 p.m. W Hammer - 10 athletes
 M Hammer - 9 athletes
 W Discus to follow - 9 athletes (Location TBD based on wind)
 M Discus to follow - 8 athletes (Location TBD based on wind)
 At the conclusion of discus, the shot and javelin will run concurrently at McClimon Outdoor Track
 M Shot Put - 5 athletes
 W Javelin - 4 athletes
 W Shot - 9 athletes
- 12 pm M Triple Jump Outside Runway - 2 athletes
1 pm M High Jump - 6 athletes
 W HJ will follow - 3 athletes
2 pm W Pole Vault - 4 athletes
 Men to follow - 5 athletes

RUNNING EVENTS

- 2 pm National Anthem
 W 100 Hurdles Finals - 7 athletes
 M 110m Hurdles Finals - 2 athletes
 M 400m Dash - 5 athletes
 W 400m Dash - 2 athletes
 W 3000m Run - 15 athletes
 M 1500 Run - 3 athletes
 W 1500 Run - 8 athletes
 M 100m Dash - 1 athlete
 M 800m Run - 7 athletes
 W 800m Run - 2 athletes
 WISCONSIN SENIOR ATHLETE INTRODUCTIONS
 M 400m Hurdles - 4 athletes
 W 400m Hurdles - 3 athletes
 M 200m - 4 athletes
3:30 pm W 200m - 1 athlete