


# OUTDOOR ALL-TIME TOP 10 PERFORMERS



Jeremy Allen



Justin Austin



Matt Byers



Will Daniels



Troy Doris



Mar'Yea Harris



Jeffery Herron

## 100 Meters

- Justin Austin, 2011 ..... 10.21
- O'Shea Wilson, 2017 ..... 10.22
- George Page, 1996 ..... 10.25
- James Harrington, 2015..... 10.26
- Anthuan Maybank, 1994 ..... 10.31
- Tim Dwight, 1997 ..... 10.31
- Josh Larney, 2013 ..... 10.31
- Vinnie Saucer, Jr., 2015 ..... 10.31
- Antonio Woodard, 2018..... 10.34**
- Bob Lawson, 1976 ..... 10.36

## 110-Meter High Hurdles

- Jaylan McConico, 2021..... 13.23**
- Aaron Mallett, 2017..... 13.24
- Jamal Britt, 2021..... 13.45**
- Pat McGhee, 1989 ..... 13.50
- Dion Trowers, 1996..... 13.62
- Ronnie McCoy, 1985 ..... 13.66
- Ethan Holmes, 2011 ..... 13.73
- Jordan Mullen, 2013..... 13.76
- Chris Douglas, 2018..... 13.76
- Anthony Williams, 2019 ..... 13.81

## 200 Meters

- Justin Austin, 2011 ..... 20.31
- Jeff Patrick, 1983 ..... 20.47
- James Harrington, 2015..... 20.50
- Karayme Bartley, 2019..... 20.51
- Anthuan Maybank, 1994 ..... 20.55
- Victor Green, 1984 ..... 20.60
- Antonio Woodard, 2018..... 20.61**
- Andre Morris, 1995 ..... 20.64
- George Page, 1996 ..... 20.67
- Collin Hofacker, 2017..... 20.71
- Wayne Lawrence, Jr., 2021 ..... 20.71**

## 400 Meters

- Mar'yea Harris, 2018..... 44.94
- Anthuan Maybank, 1993 ..... 44.99
- Andre Morris, 1995 ..... 45.15
- Mike Mondane, 1967 ..... 45.20
- Wayne Lawrence, Jr., 2019 ..... 45.33**
- Steven Willey, 2010 ..... 45.78
- Karayme Bartley, 2019..... 45.80
- DeJuan Frye, 2018 ..... 46.17
- Gary Hollingsworth, 1963..... 46.30
- Harold Leonard, 1986..... 46.45

## 400-Meter Hurdles

- Pat McGhee, 1988 ..... 48.83
- Jamal Britt, 2021..... 49.69**
- Monte Raymond, 1998..... 50.09
- Ray Varner, 2010..... 50.24
- Chris Douglas, 2019..... 50.32
- Paul Steele, 1989 ..... 50.45
- Russell Peterson, 2001 ..... 50.50
- Ethan Holmes, 2013 ..... 50.51
- Adam Kunkel, 2001..... 50.73
- Austin Lietz, 2021..... 50.93**

## 800 Meters

- Erik Sowinski, 2012..... 1:45.90
- Matt Manternach, 2019 ..... 1:46.93
- Carter Lilly, 2016..... 1:46.95
- Bill Frazier, 1962 ..... 1:47.64
- D'Juan Strozier, 1990 ..... 1:47.82
- Adam Hairston, 2011..... 1:48.10
- Tysen VanDraska, 2021 ..... 1:48.13**
- Alec Still, 2021 ..... 1:48.47**
- Will Teubel, 2015..... 1:48.60
- Nolan Teubel, 2019..... 1:48.75

## 1,500 Meters

- Jeff Thode, 2010 ..... 3:43.02
- Kal Lewis, 2021 ..... 3:43.32**
- Joel Moeller, 1978 ..... 3:44.01
- Jim Docherty, 1978..... 3:44.30
- Nathan Mylenek, 2019..... 3:44.49**
- Sam Fourman, 2015 ..... 3:44.50
- Michael Melchert, 2018 ..... 3:44.59
- Adam Jones, 2017 ..... 3:45.48
- Dan Waters, 1986 ..... 3:46.35
- Kevin Herd, 1994 ..... 3:46.64

## 3,000-Meter Steeplechase


- Nathan Mylenek, 2021..... 8:35.41**
- Deacon Jones, 1956..... 8:47.40
- Steve Pershing, 1978 ..... 8:54.59
- Andy Morris, 2000..... 8:56.21
- Matt Gerard, 1994 ..... 8:57.01
- Andy Napier, 2008 ..... 8:57.54
- Rollie Kitt, 1967 ..... 9:02.90
- Al Greene, 1985..... 9:02.96
- Tony Rakaric, 2005..... 9:03.29
- Mark Battista, 2010 ..... 9:04.60

## 5,000 Meters

- Micah VanDenend, 2007 ..... 13:49.31
- Nathan Mylenek, 2021..... 13:54.15**
- Daniel Soto, 2021..... 13:55.71**
- Larry Wiczorek, 1968..... 13:56.00
- Kevin Herd, 1993 ..... 13:59.00
- Stetson Steele, 2000..... 14:02.76
- Kevin Lewis, 2014 ..... 14:02.78
- Eric MacTaggart, 2005 ..... 14:04.79
- Dan Haut, 2006..... 14:07.30
- Jesse Luciano, 2010 ..... 14:08.71




Gabe Hull



Anthuan Maybank



Jaylan McConico



Pat McGhee


# OUTDOOR ALL-TIME TOP 10 PERFORMERS



Nathan Mylenek



Erik Sowinski




Stetson Steele



Jeff Thode



Micah VanDenend



Todd Wigginton



Arno  
van der Westhuizen

## 10,000 Meters

1. Stetson Steele, 2000 ..... 28:44.47
2. **Daniel Soto, 2021 ..... 28:48.18**
3. Eric MacTaggart, 2006..... 28:50.23
4. Kevin Lewis, 2015..... 28:59.62
5. Nick Nordheim, 2002 ..... 29:44.71
6. Trent Corey, 2002 ..... 29:45.25
7. Ian Eklin, 2017..... 29:47.06
8. Chad Schwitters, 1999..... 29:56.00
9. **Noah Healy, 2021 ..... 29:56.30**
10. Luke Sampson, 2018 ..... 29:58.47

## Decathlon

1. **Will Daniels, 2021..... 7,864 pts**
2. **Austin West, 2021 ..... 7,805 pts**
3. William Dougherty, 2018 ..... 7,673 pts
4. **Peyton Haack, 2021 ..... 7,458 pts**
5. Kyle Reid, 2013..... 7,203 pts
6. Jack Eckert, 2015..... 7,087 pts
7. Dan Rolling, 2010 ..... 6,957 pts
8. Scott Faber, 2000..... 6,839 pts
9. Ryan Niver, 2008 ..... 6,837 pts
10. Chad Ohly, 1994 ..... 6,641 pts

## High Jump

1. Jeffery Herron, 2012..... 7-4 1/4 (2.24)
2. Bill Hansen, 1978 ..... 7-4 (2.23)
- Bill Knoedel, 1975 ..... 7-4 (2.23)
4. Kevin Spejcher, 2014 ..... 7-2 1/2 (2.20)
5. M. Cunningham, 1986..... 7-1 (2.16)
- Kenneth Lansing, 1988..... 7-1 (2.16)
- Jay Hunt, 2019..... 7-1 (2.16)
8. Pat Meade, 1987 ..... 7-0 1/4 (2.14)
9. Graham Valdes, 2012 ..... 6-11 3/4 (2.12)
10. Peter Hlavin, 1979..... 6-11 (2.11)
- Scott Hudek, 1993..... 6-11 (2.11)
- Jeremy Petsche, 2008 ..... 6-11 (2.11)
- Brandon Oest, 2012 ..... 6-11 (2.11)

## Pole Vault

1. Todd Wigginton, 1984 ..... 17-0 (5.18)
2. Chad Ohly, 1994 ..... 16-8 3/4 (5.10)
- Kyle Reid, 2013..... 16-8 3/4 (5.10)
4. Curt Broek, 1978 ..... 16-8 (5.08)
5. Andy Jatis, 2018 ..... 16-7 1/2 (5.07)
6. Phil Wertman, 1971 ..... 16-7 (5.05)
- Kelly Scott, 1988..... 16-7 (5.05)
8. **Peyton Haack, 2021 ..... 16-4 3/4 (5.00)**
9. John Teffer, 1972 ..... 16-2 (4.93)
10. Alex Zona, 2009..... 16-0 3/4 (4.90)

## Long Jump

1. Anthuan Maybank, 1993..... 27-1 (8.25)
2. Bashir Yamini, 1997 ..... 26-8 1/4 (8.13)
3. Paul Jones, 1989..... 25-10 1/4 (7.88)
4. Darren Smith, 1991..... 25-9 3/4 (7.86)
5. Quinn Early, 1986 ..... 25-7 1/4 (7.80)
6. O'Shea Wilson, 2017 ..... 25-5 1/4 (7.75)
7. **James Carter, 2021 ..... 25-5 1/4 (7.75)**
8. Ed Gordon, 1931 ..... 25-4 3/8 (7.68)
9. Matty Gorman, 2006..... 25-1 1/4 (7.65)
10. Ronnie McCoy, 1985 ..... 25-0 (7.62)

## Triple Jump

1. Troy Doris, 2012 ..... 54-8 (16.66)
2. **James Carter, 2021 ..... 54-2 3/4 (16.53)**
3. Babatunde Amosu, 2015.... 53-10 (16.15)
4. Paul Jones, 1990..... 53-9 (16.38)
5. Antwon James, 2017 ..... 52-4 1/2 (15.96)
6. Klyvens Delaunay, 2013.. 52-2 1/2 (15.91)
7. Gordon Finch, 1988..... 50-9 1/4 (15.47)
8. Mike Lacy, 1984..... 50-5 (15.36)
9. Pat Miller, 1985 ..... 49-8 1/2 (15.25)
10. Matty Gorman, 2008..... 49-2 1/2 (15.00)

## Shot Put

1. Jeremy Allen, 2001..... 63-2 3/4 (19.27)
2. Reno Tuufuli, 2018 ..... 62-10 3/4 (19.17)
3. Ken Kemeny, 2005..... 62-3 (18.97)
4. Shane Maier, 2006 ..... 62-2 1/4 (18.95)
5. Andy Banse, 2005 ..... 61-11 1/2 (18.88)
6. John Hickey, 2008..... 61-9 1/2 (18.83)
7. **Elijah Barnes, 2021 ..... 60-4 1/2 (18.40)**
8. Avery Meyers, 2017 ..... 60-4 (18.39)
9. Chris Gambol, 1987..... 60-0 1/2 (18.30)
10. A.J. Curtis, 2008 ..... 59-8 1/4 (18.19)

## Discus

1. Gabe Hull, 2014..... 207-1 (63.11)
2. Reno Tuufuli, 2019 ..... 205-2 (62.54)
3. A.J. Curtis, 2007 ..... 202-11 (61.84)
4. Gary Kostrubala, 1986..... 202-4 (61.68)
5. Jeremy Allen, 2001..... 195-4 (59.54)
6. Tim Brodersen, 2005 ..... 193-6 (58.98)
7. **Jordan Johnson, 2021 ..... 189-6 (57.77)**
8. Avery Meyers, 2017 ..... 185-8 (56.61m)
9. Brad Daufeldt, 2004 ..... 185-0 (56.40)
10. Nick Brayton, 2009 ..... 180-11 (55.15)

## Hammer

1. A. van der Westhuizen, 2001..... 222-11 (67.94)
2. Adam Hamilton, 2007 ..... 222-2 (67.73)
3. Jim Costello, 2002 ..... 217-7 (66.32)
4. Brad Daufeldt, 2004 ..... 207-10 (63.34)
5. Chris Voller, 2005 ..... 206-0 (62.80)
6. Matt Banse, 2012 ..... 201-11 (61.55)
7. **Tyler Lienau, 2021 ..... 199-6 (60.81)**
8. Jeremy Allen, 2001..... 199-0 (60.66)
9. Ben Stancombe, 2011 ..... 197-6 (60.20)
10. **Jordan Johnson, 2021 ..... 190-6 (58.09)**

## Javelin

1. Matt Byers, 2011 ..... 245-8 (74.89)
2. Bill Neumann, 2002..... 244-8 (74.58)
3. Dan Ralph, 2000..... 227-10 (69.44)
4. Sam Joens, 2015..... 211-5 3/4 (64.45)
5. Zach Schimp, 2010 ..... 211-0 (64.32)
6. Alex Balke, 2016 ..... 205-11 (62.77)
7. Kale Katt, 2007 ..... 204-0 (62.17)
8. Joel Storm, 2004 ..... 203-5 (62.01)
9. Matt Stank, 2001..... 199-0 (60.66)
10. **Austin West, 2021 ..... 193-0 (58.82m)**

# MEN'S ALL-TIME TOP 10 RELAYS

## 400-Meter Relay

1. Brissett, Wilson, Thompson, Mallett, 2017 ..... 39.12
2. Hofacker, **Woodard, Lawrence Jr.**, Bartley, 2019 ..... 39.17
3. Mincy, Wilson, Harrington, Brown, 2014 ..... 39.19
4. Mincy, Austin, E. Holmes, Larney, 2013 ..... 39.31
5. Saucer, Jr., Brissett, Harrington, Mallett, 2016 ..... 39.44
6. Brissett, Wilson, **Woodard**, Mallett, 2017 ..... 39.46
7. Beecham, Duckett, Greer, R. Smith, 1984 ..... 39.48
8. Mallett, Wilson, Ogwo, Harris, 2017 ..... 39.49
9. **Woodard**, Wilson, Hofacker, Harris, 2018 ..... 39.51
10. Brissett, Harris, Harrington, Mallett, 2016 ..... 39.53

## Shuttle Hurdle Relay

1. McGhee, Armstrong, Falls, Stelle, 1989 ..... 57.80
2. Wigginton, Jones, Lacey, McCoy, 1985 ..... 59.77
3. Williams, **Haack, Braverman, McConico, 2019** ..... **1:01.14**
4. 1975 ..... 1:05.20

## 800-Meter Relay

1. James, Mallett, Harris, B. Thompson, 2017 ..... 1:23.02
2. B. Thompson, Brissett, Harrington, Ganschow, 2016 ..... 1:23.36
3. B. Thompson, Ganschow, **Frye**, Hofacker, 2017 ..... 1:23.73
4. Richardson, Sayon, Richards, Chaney, Jr., 2009 ..... 1:24.85
5. Harrington, VanCleave, Wilson, Mallett, 2014 ..... 1:24.86
6. Austin, Brown, Larney, VanCleave, 2013 ..... 1:25.60
7. Wilson, Sorrells, Douglas, Williams, 2018 ..... 1:25.87
8. Barclay, McCalister, Jensen, Elliott, 1979 ..... 1:26.39
9. Sorrells, **Braverman**, Douglas, **Haack**, 2019 ..... 1:28.29
10. Thomas, Balkrishnan, Patterson, Freidrich 1991 ..... 1:28.38

## 1,600-Meter Relay

1. **Lawrence Jr., Woodard**, Bartley, Harris, 2019 ..... 3:00.14
2. **Frye**, Harris, Hofacker, Ogwo, 2017 ..... 3:01.91
3. **Frye**, Ogwo, Hofacker, Harris, 2017 ..... 3:02.57
4. **Lawrence Jr., Woodard**, Hofacker, Harris, 2019 ..... 3:03.10
5. Morris, Davis, Page, Rozell, 1995 ..... 3:03.11
6. Branch, Dwight, Dodge, Yamini, 1999 ..... 3:03.29
7. **Frye, Woodard**, Hofacker, Harris, 2018 ..... 3:03.69
8. Ogwo, Harris, **Hofacker, Lilly**, 2017 ..... 3:03.78
9. Ferree, Frazier, Mondane, Reimer, 1967 ..... 3:04.10
10. Hofacker, **Woodard, Frye**, Harris, 2018 ..... 3:04.38

## Sprint Medley Relay

1. McCorkle, Jones, Chung, Strozier, 1990 ..... 3:15.64
2. Sayon, Austin, Willey, Sowinski, 2011 ..... 3:16.18
3. Richards, Larney, Davey, Sowinski, 2012 ..... 3:17.25
4. Richardson, Richards, Willey, Sowinski, 2010 ..... 3:17.74
5. Hofacker, **Woodard**, Harris, **VanDraska**, 2018 ..... 3:18.11
6. Saucer, Jr., Brissett, Harris, Lilly, 2016 ..... 3:18.53
7. Hofacker, **Woodard**, Harris, Lilly, 2017 ..... 3:18.73
8. Armstrong, Thomas, Maybank, Strozier, 1991 ..... 3:18.93
9. Yamini, Davis, Dodge, Donovan, 1999 ..... 3:19.87
10. Richards, Chaney, Jr., Barton, Hairston, 2009 ..... 3:20.05

## 3,200-Meter Relay

1. Schum, Christensen, Steffen, Criswell, 1971 ..... 7:18.60
2. **VanDraska, Still**, Teubel, Lilly, 2019 ..... 7:22.50
3. Hairston, Prom, Thode, Sowinski, 2011 ..... 7:23.77
4. Manternach, **VanDraska**, W. Teubel, Lilly, 2017 ..... 7:24.77
5. Melchert, Manternach, N. Teubel, Lilly, 2018 ..... 7:28.37
6. Corrigan, Blackman, Strozier, Chambers, 1989 ..... 7:29.00
7. **Hoffman, Olson, Still, VanDraska, 2021** ..... **7:29.81**
7. Melchert, Dorman, Lilly, Larrison, 2016 ..... 7:30.32
8. N. Teubel, Manternach, Chaidez, W. Teubel, 2017 ..... 7:30.74
9. Lilly, Dorman, W. Teubel, Davey, 2015 ..... 7:31.48
10. Willey, Braff, Sowinski, Hairston, 2009 ..... 7:33.08

## Distance Medley Relay

1. Pershing, Moeller, Slack, Docherty, 1978 ..... 9:39.94
2. Kuczwarra, Barton, Hairston, Thode, 2011 ..... 9:41.37
3. N. Holmes, VanCleave, Sowinski, Thode, 2012 ..... 9:41.59
4. Young, Barton, Kuczwarra, Luciano, 2010 ..... 9:42.97
5. **Mylenek**, Thompson, Manternach, Melchert, 2018 ..... 9:50.70
6. **VanDraska, Lawrence Jr.**, Teubel, **Mylenek**, 2019 ..... 9:53.14
7. Prom, Davey, Weir, Witt, 2013 ..... 9:53.83
8. Theisen, Williams, Wiesa, Waters, 1985 ..... 9:54.04
9. Wilfong, Slaymaker, W. Teubel, Witt, 2013 ..... 9:54.05
10. Luciano, Pierre, Hairston, VanDenend, 2007 ..... 9:54.07

## 6,400-Meter Relay

1. Pershing, Fuller, Moeller, Docherty, 1978 ..... 16:27.70
2. Rakaric, Webster, MacTaggart, VanDenend, 2006 ..... 16:55.43
3. Lewis, Witt, Hart, Fourman, 2015 ..... 16:58.44
4. Price, Eklin, Gardarsson, Docherty, 2016 ..... 17:00.30
5. Paul, Kadlec, Thode, Luciano, 2010 ..... 17:01.46
6. Witt, Lewis, Hart, Butler, 2014 ..... 17:01.65
7. N. Holmes, Witt, Thode, Lewis, 2012 ..... 17:02.26
8. Thomas, Allen, Rakaric, Lloyd, 2003 ..... 17:06.27
9. Pittman, Novotny, Feeldy, Marquardt, 1995 ..... 17:12.49
10. Bakker, Feeldy, Peters, Pittman, 1996 ..... 17:13.10