


OUTDOOR ALL-TIME TOP 10 PERFORMERS



Jeremy Allen



Justin Austin



Matt Byers



Will Daniels



Troy Doris



Mar'Yea Harris



Jeffery Herron

100 Meters

- Justin Austin, 2011 10.21
- O'Shea Wilson, 2017 10.22
- George Page, 1996 10.25
- James Harrington, 2015..... 10.26
- Anthuan Maybank, 1994 10.31
- Tim Dwight, 1997 10.31
- Josh Larney, 2013 10.31
- Vinnie Saucer, Jr., 2015 10.31
- Antonio Woodard, 2018..... 10.34**
- Bob Lawson, 1976 10.36

110-Meter High Hurdles

- Jaylan McConico, 2021..... 13.23**
- Aaron Mallett, 2017..... 13.24
- Jamal Britt, 2021..... 13.45**
- Pat McGhee, 1989 13.50
- Dion Trowers, 1996..... 13.62
- Ronnie McCoy, 1985 13.66
- Josh Braverman, 2021..... 13.69**
- Ethan Holmes, 2011 13.73
- Jordan Mullen, 2013..... 13.76
- Chris Douglas, 2018..... 13.76

200 Meters

- Justin Austin, 2011 20.31
- Jeff Patrick, 1983 20.47
- James Harrington, 2015..... 20.50
- Karayme Bartley, 2019..... 20.51
- Anthuan Maybank, 1994 20.55
- Victor Green, 1984 20.60
- Antonio Woodard, 2018..... 20.61**
- Andre Morris, 1995 20.64
- George Page, 1996 20.67
- Collin Hofacker, 2017..... 20.71
- Wayne Lawrence, Jr., 2021 20.71**

400 Meters

- Mar'yea Harris, 2018 44.94
- Anthuan Maybank, 1993 44.99
- Andre Morris, 1995 45.15
- Mike Mondane, 1967 45.20
- Wayne Lawrence, Jr., 2019 45.33**
- Steven Willey, 2010 45.78
- Karayme Bartley, 2019..... 45.80
- DeJuan Frye, 2018 46.17
- Gary Hollingsworth, 1963..... 46.30
- Harold Leonard, 1986..... 46.45

400-Meter Hurdles

- Pat McGhee, 1988 48.83
- Jamal Britt, 2021..... 49.69**
- Monte Raymond, 1998..... 50.09
- Ray Varner, 2010..... 50.24
- Chris Douglas, 2019..... 50.32
- Paul Steele, 1989 50.45
- Russell Peterson, 2001 50.50
- Ethan Holmes, 2013 50.51
- Adam Kunkel, 2001..... 50.73
- Austin Lietz, 2021..... 50.92**

800 Meters

- Erik Sowinski, 2012..... 1:45.90
- Matt Manternach, 2019 1:46.93
- Carter Lilly, 2016..... 1:46.95
- Bill Frazier, 1962 1:47.64
- D'Juan Strozier, 1990 1:47.82
- Adam Hairston, 2011..... 1:48.10
- Tysen VanDraska, 2021 1:48.13**
- Alec Still, 2021 1:48.47**
- Will Teubel, 2015..... 1:48.60
- Nolan Teubel, 2019..... 1:48.75

1,500 Meters

- Jeff Thode, 2010 3:43.02
- Kal Lewis, 2021 3:43.32**
- Joel Moeller, 1978 3:44.01
- Jim Docherty, 1978..... 3:44.30
- Nathan Mylenek, 2019..... 3:44.49**
- Sam Fourman, 2015 3:44.50
- Michael Melchert, 2018 3:44.59
- Adam Jones, 2017 3:45.48
- Dan Waters, 1986 3:46.35
- Kevin Herd, 1994 3:46.64

3,000-Meter Steeplechase


- Nathan Mylenek, 2021..... 8:35.41**
- Deacon Jones, 1956..... 8:47.40
- Steve Pershing, 1978 8:54.59
- Andy Morris, 2000..... 8:56.21
- Matt Gerard, 1994 8:57.01
- Andy Napier, 2008 8:57.54
- Rollie Kitt, 1967 9:02.90
- Al Greene, 1985..... 9:02.96
- Tony Rakaric, 2005..... 9:03.29
- Mark Battista, 2010 9:04.60

5,000 Meters

- Micah VanDenend, 2007 13:49.31
- Nathan Mylenek, 2021..... 13:54.15**
- Daniel Soto, 2021..... 13:55.71**
- Larry Wiczorek, 1968..... 13:56.00
- Kevin Herd, 1993 13:59.00
- Stetson Steele, 2000..... 14:02.76
- Kevin Lewis, 2014 14:02.78
- Eric MacTaggart, 2005 14:04.79
- Dan Haut, 2006..... 14:07.30
- Jesse Luciano, 2010 14:08.71




Gabe Hull



Anthuan Maybank



Jaylan McConico



Pat McGhee

OUTDOOR ALL-TIME TOP 10 PERFORMERS



Nathan Mylenek



Erik Sowinski




Stetson Steele



Jeff Thode



Micah VanDenend



Todd Wigginton



Arno
van der Westhuizen

10,000 Meters

1. Stetson Steele, 2000 28:44.47
2. **Daniel Soto, 2021 28:48.18**
3. Eric MacTaggart, 2006..... 28:50.23
4. Kevin Lewis, 2015..... 28:59.62
5. Nick Nordheim, 2002 29:44.71
6. Trent Corey, 2002 29:45.25
7. Ian Eklin, 2017..... 29:47.06
8. Chad Schwitters, 1999..... 29:56.00
9. **Noah Healy, 2021 29:56.30**
10. Luke Sampson, 2018 29:58.47

Decathlon

1. **Will Daniels, 2021..... 7,864 pts**
2. **Austin West, 2021 7,805 pts**
3. William Dougherty, 2018 7,673 pts
4. **Peyton Haack, 2021 7,458 pts**
5. Kyle Reid, 2013..... 7,203 pts
6. Jack Eckert, 2015..... 7,087 pts
7. Dan Rolling, 2010 6,957 pts
8. Scott Faber, 2000..... 6,839 pts
9. Ryan Niver, 2008 6,837 pts
10. Chad Ohly, 1994 6,641 pts

High Jump

1. Jeffery Herron, 2012..... 7-4 1/4 (2.24)
2. Bill Hansen, 1978 7-4 (2.23)
- Bill Knoedel, 1975 7-4 (2.23)
4. Kevin Spejcher, 2014 7-2 1/2 (2.20)
5. M. Cunningham, 1986..... 7-1 (2.16)
- Kenneth Lansing, 1988..... 7-1 (2.16)
- Jay Hunt, 2019..... 7-1 (2.16)
8. Pat Meade, 1987 7-0 1/4 (2.14)
9. Graham Valdes, 2012 6-11 3/4 (2.12)
10. **Will Daniels, 2021..... 6-11 1/2 (2.12)**

Pole Vault

1. Todd Wigginton, 1984 17-0 (5.18)
2. Chad Ohly, 1994 16-8 3/4 (5.10)
- Kyle Reid, 2013..... 16-8 3/4 (5.10)
4. Curt Broek, 1978 16-8 (5.08)
5. Andy Jatis, 2018 16-7 1/2 (5.07)
6. Phil Wertman, 1971 16-7 (5.05)
- Kelly Scott, 1988..... 16-7 (5.05)
8. **Peyton Haack, 2021 16-4 3/4 (5.00)**
9. John Teffer, 1972 16-2 (4.93)
10. Alex Zona, 2009..... 16-0 3/4 (4.90)

Long Jump

1. Anthuan Maybank, 1993..... 27-1 (8.25)
2. Bashir Yamini, 1997 26-8 1/4 (8.13)
3. Paul Jones, 1989..... 25-10 1/4 (7.88)
4. Darren Smith, 1991 25-9 3/4 (7.86)
5. Quinn Early, 1986 25-7 1/4 (7.80)
6. O'Shea Wilson, 2017 25-5 1/4 (7.75)
7. **James Carter, 2021 25-5 1/4 (7.75)**
8. Ed Gordon, 1931 25-4 3/8 (7.68)
9. Matty Gorman, 2006..... 25-1 1/4 (7.65)
10. Ronnie McCoy, 1985 25-0 (7.62)

Triple Jump

1. Troy Doris, 2012 54-8 (16.66)
2. **James Carter, 2021 54-2 3/4 (16.53)**
3. Babatunde Amosu, 2015.... 53-10 (16.15)
4. Paul Jones, 1990..... 53-9 (16.38)
5. Antwon James, 2017 52-4 1/2 (15.96)
6. Klyvens Delaunay, 2013.. 52-2 1/2 (15.91)
7. Gordon Finch, 1988..... 50-9 1/4 (15.47)
8. Mike Lacy, 1984..... 50-5 (15.36)
9. Pat Miller, 1985 49-8 1/2 (15.25)
10. Matty Gorman, 2008..... 49-2 1/2 (15.00)

Shot Put

1. Jeremy Allen, 2001..... 63-2 3/4 (19.27)
2. Reno Tuufuli, 2018 62-10 3/4 (19.17)
3. Ken Kemeny, 2005..... 62-3 (18.97)
4. Shane Maier, 2006 62-2 1/4 (18.95)
5. Andy Banse, 2005 61-11 1/2 (18.88)
6. John Hickey, 2008..... 61-9 1/2 (18.83)
7. **Elijah Barnes, 2021 60-4 1/2 (18.40)**
8. Avery Meyers, 2017 60-4 (18.39)
9. Chris Gambol, 1987..... 60-0 1/2 (18.30)
10. A.J. Curtis, 2008 59-8 1/4 (18.19)

Discus

1. Gabe Hull, 2014..... 207-1 (63.11)
2. Reno Tuufuli, 2019 205-2 (62.54)
3. A.J. Curtis, 2007 202-11 (61.84)
4. Gary Kostrubala, 1986..... 202-4 (61.68)
5. Jeremy Allen, 2001..... 195-4 (59.54)
6. Tim Brodersen, 2005 193-6 (58.98)
7. **Jordan Johnson, 2021 189-6 (57.77)**
8. Avery Meyers, 2017 185-8 (56.61m)
9. Brad Daufeldt, 2004 185-0 (56.40)
10. Nick Brayton, 2009 180-11 (55.15)

Hammer

1. A. van der Westhuizen, 2001..... 222-11 (67.94)
2. Adam Hamilton, 2007 222-2 (67.73)
3. Jim Costello, 2002 217-7 (66.32)
4. Brad Daufeldt, 2004 207-10 (63.34)
5. Chris Voller, 2005 206-0 (62.80)
6. Matt Banse, 2012 201-11 (61.55)
7. **Tyler Lienau, 2021 199-6 (60.81)**
8. Jeremy Allen, 2001..... 199-0 (60.66)
9. Ben Stancombe, 2011 197-6 (60.20)
10. **Jordan Johnson, 2021 190-6 (58.09)**

Javelin

1. Matt Byers, 2011 245-8 (74.89)
2. Bill Neumann, 2002..... 244-8 (74.58)
3. Dan Ralph, 2000..... 227-10 (69.44)
4. Sam Joens, 2015..... 211-5 3/4 (64.45)
5. Zach Schimp, 2010 211-0 (64.32)
6. Alex Balke, 2016 205-11 (62.77)
7. Kale Katt, 2007 204-0 (62.17)
8. Joel Storm, 2004 203-5 (62.01)
9. Matt Stank, 2001..... 199-0 (60.66)
10. **Austin West, 2021 193-0 (58.82m)**

MEN'S ALL-TIME TOP 10 RELAYS

400-Meter Relay

1. Brissett, Wilson, Thompson, Mallett, 2017 39.12
2. Hofacker, **Woodard, Lawrence Jr.**, Bartley, 2019 39.17
3. Mincy, Wilson, Harrington, Brown, 2014 39.19
4. Mincy, Austin, E. Holmes, Larney, 2013 39.31
5. Saucer, Jr., Brissett, Harrington, Mallett, 2016 39.44
6. Brissett, Wilson, **Woodard**, Mallett, 2017 39.46
7. Beecham, Duckett, Greer, R. Smith, 1984 39.48
- McConico, Woodard, Reed, Kresley, 2021 39.48**
9. Mallett, Wilson, Ogwo, Harris, 2017 39.49
10. **Woodard**, Wilson, Hofacker, Harris, 2018 39.51

Shuttle Hurdle Relay

1. McGhee, Armstrong, Falls, Stelle, 1989 57.80
2. Wigginton, Jones, Lacey, McCoy, 1985 59.77
3. Williams, **Haack, Braverman, McConico, 2019 1:01.14**
4. 1975 1:05.20

800-Meter Relay

1. James, Mallett, Harris, B. Thompson, 2017 1:23.02
2. B. Thompson, Brissett, Harrington, Ganschow, 2016 1:23.36
3. B. Thompson, Ganschow, **Frye, Hofacker, 2017 1:23.73**
4. Richardson, Sayon, Richards, Chaney, Jr., 2009 1:24.85
5. Harrington, VanCleave, Wilson, Mallett, 2014 1:24.86
6. Austin, Brown, Larney, VanCleave, 2013 1:25.60
7. Wilson, Sorrells, Douglas, Williams, 2018 1:25.87
8. Barclay, McCalister, Jensen, Elliott, 1979 1:26.39
9. Sorrells, **Braverman, Douglas, Haack, 2019 1:28.29**
10. Thomas, Balkrishnan, Patterson, Freidrich 1991 1:28.38

1,600-Meter Relay

1. **Lawrence Jr., Woodard**, Bartley, Harris, 2019 3:00.14
2. **Frye**, Harris, Hofacker, Ogwo, 2017 3:01.91
3. **Lietz, Woodard, Gillum, Lawrence, Jr., 2021 3:02.54**
4. **Frye**, Ogwo, Hofacker, Harris, 2017 3:02.57
5. **Lawrence Jr., Woodard**, Hofacker, Harris, 2019 3:03.10
6. Morris, Davis, Page, Rozell, 1995 3:03.11
7. Branch, Dwight, Dodge, Yamini, 1999 3:03.29
8. **Frye, Woodard**, Hofacker, Harris, 2018 3:03.69
9. Ogwo, Harris, Hofacker, Lilly, 2017 3:03.78
10. Ferree, Frazier, Mondane, Reimer, 1967 3:04.10

Sprint Medley Relay

1. McCorkle, Jones, Chung, Strozier, 1990 3:15.64
2. Sayon, Austin, Willey, Sowinski, 2011 3:16.18
3. Richards, Larney, Davey, Sowinski, 2012 3:17.25
4. Richardson, Richards, Willey, Sowinski, 2010 3:17.74
5. Hofacker, **Woodard**, Harris, **VanDraska**, 2018 3:18.11
6. Saucer, Jr., Brissett, Harris, Lilly, 2016 3:18.53
7. Hofacker, **Woodard**, Harris, Lilly, 2017 3:18.73
8. Armstrong, Thomas, Maybank, Strozier, 1991 3:18.93
9. Yamini, Davis, Dodge, Donovan, 1999 3:19.87
10. Richards, Chaney, Jr., Barton, Hairston, 2009 3:20.05

3,200-Meter Relay

1. Schum, Christensen, Steffen, Criswell, 1971 7:18.60
2. **VanDraska, Still**, Teubel, Lilly, 2019 7:22.50
3. Hairston, Prom, Thode, Sowinski, 2011 7:23.77
4. Manternach, **VanDraska**, W. Teubel, Lilly, 2017 7:24.77
5. Melchert, Manternach, N. Teubel, Lilly, 2018 7:28.37
6. Corrigan, Blackman, Strozier, Chambers, 1989 7:29.00
7. **Hoffman, Olson, Still, VanDraska, 2021 7:29.81**
7. Melchert, Dorman, Lilly, Larrison, 2016 7:30.32
8. N. Teubel, Manternach, Chaidez, W. Teubel, 2017 7:30.74
9. Lilly, Dorman, W. Teubel, Davey, 2015 7:31.48
10. Willey, Braff, Sowinski, Hairston, 2009 7:33.08

Distance Medley Relay

1. Pershing, Moeller, Slack, Docherty, 1978 9:39.94
2. Kuczwarra, Barton, Hairston, Thode, 2011 9:41.37
3. N. Holmes, VanCleave, Sowinski, Thode, 2012 9:41.59
4. Young, Barton, Kuczwarra, Luciano, 2010 9:42.97
5. **Mylenek**, Thompson, Manternach, Melchert, 2018 9:50.70
6. **VanDraska, Lawrence Jr.**, Teubel, **Mylenek**, 2019 9:53.14
7. Prom, Davey, Weir, Witt, 2013 9:53.83
8. Theisen, Williams, Wiesa, Waters, 1985 9:54.04
9. Wilfong, Slaymaker, W. Teubel, Witt, 2013 9:54.05
10. Luciano, Pierre, Hairston, VanDenend, 2007 9:54.07

6,400-Meter Relay

1. Pershing, Fuller, Moeller, Docherty, 1978 16:27.70
2. Rakaric, Webster, MacTaggart, VanDenend, 2006 16:55.43
3. Lewis, Witt, Hart, Fourman, 2015 16:58.44
4. Price, Eklin, Gardarsson, Docherty, 2016 17:00.30
5. Paul, Kadlec, Thode, Luciano, 2010 17:01.46
6. Witt, Lewis, Hart, Butler, 2014 17:01.65
7. N. Holmes, Witt, Thode, Lewis, 2012 17:02.26
8. Thomas, Allen, Rakaric, Lloyd, 2003 17:06.27
9. Pittman, Novotny, Feeldy, Marquardt, 1995 17:12.49
10. Bakker, Feeldy, Peters, Pittman, 1996 17:13.10