



IOWA HAWKEYES

BASEBALL

MEDIA CONTACT: JAMES ALLAN | 319-530-5792 | james-allan@uiowa.edu

ESTABLISHED 1890 | 8 BIG TEN CHAMPIONSHIPS | 5 NCAA REGIONAL APPEARANCES | 1 COLLEGE WORLD SERIES APPEARANCE | 22 ALL-AMERICANS

2021 SCHEDULE

Date	Opponent	Time
March 6	! vs. #18/21 Michigan	L, 2-4
March 7	! vs. #18/21 Michigan	W, 8-3 (7)
March 7	! vs. #18/21 Michigan	L, 0-7
March 8	! vs. #18/21 Michigan	L, 4-11
March 12	\$ vs. Ohio State	W, 4-0
March 13	\$ vs. Nebraska	L, 0-4
March 13	\$ vs. Ohio State	L, 4-7
March 14	\$ vs. Nebraska	W, 3-1
March 19	Nebraska	W, 3-0
March 20	Nebraska	L, 8-10
March 21	Nebraska	L, 8-13
March 26	at Ohio State	L, 2-8
March 27	at Ohio State	W, 5-1
March 27	& vs. Maryland	W, 6-4
March 28	& vs. Maryland	W, 11-2
April 2	at Purdue	W, 4-2
April 3	at Purdue	L, 8-10
April 4	at Purdue	W, 8-5
April 9	Minnesota (BTN)	W, 7-1
April 10	Minnesota	W, 6-1
April 11	Minnesota	W, 18-0
April 16	at Rutgers	W, 14-12
April 17	at Rutgers	W, 3-1 (7)
April 17	at Rutgers	W, 8-1
April 18	at Rutgers	L, 7-8
April 23	Maryland (BTN)	W, 6-2
April 24	Maryland	L, 6-8
April 25	Northwestern (BTN)	W, 15-4
April 26	Northwestern (BTN)	W, 12-9
April 30	at Indiana	W, 6-5
May 1	at Indiana	L, 6-12
May 2	at Indiana	L, 8-12
May 7	Penn State	W, 4-2
May 8	Penn State	W, 5-3
May 9	Penn State	L, 4-5
May 14	Illinois	W, 5-4
May 15	Illinois	L, 1-14
May 16	Illinois	L, 2-6
May 21	at Northwestern	W, 6-1
May 22	at Northwestern	L, 4-5
May 23	at Northwestern	L, 6-8
May 28	at Michigan State	W, 12-1
May 29	at Michigan State (BTN)	W, 7-4
May 30	at Michigan State	W, 11-3

! at Round Rock, Texas | \$ at Minneapolis | & at Columbus, Ohio |
All times Central and subject to change



IOWA HAWKEYES (26-18)

HEAD COACH | RICK HELLER (8TH SEASON) | CAREER RECORD: 930-721-4

LEADING OFF

- The Hawkeyes won seven of their final 10 series to finish the regular season with a 26-18 record in Big Ten-only competition. Iowa tied for fourth in the league standings, its third top five finish in the Rick Heller era.
- Iowa's 26 Big Ten victories are the most in a single-season in school history. The Hawkeyes went 22-6 during the 1990 season en route to the Big Ten regular season title.
- Iowa collected five wins against the top two teams in the regular season standings, winning twice against Nebraska and three times against Maryland.
- Redshirt junior Trenton Wallace earned All-America honors by Collegiate Baseball and ABCA/Rawlings while also being the first Hawkeye to be named the Big Ten Pitcher of the Year. The southpaw had a team-leading eight quality starts as Iowa's Friday starter and finished 7-1 with a 2.34 ERA. He led the Big Ten in ERA (2.34) and wins (7), while ranking third in strikeouts (106).
- Wallace had 54 strikeouts (9, 9, 10, 9, 8, 9) over his final six starts. He had eight or more strikeouts in 10 starts and his 106 strikeouts for the season were second-most in a single-season in school history, only trailing Jim Magrane's 110 strikeouts in 1999.
- Senior Ben Norman, who was the Big Ten Player of the Week on April 20, led the Big Ten in RBIs (53) and triples (4), while ranking in the top 10 in six categories.
- Iowa's offense ranked in the top five in nine different offensive categories during the 2021 season. The Hawkeyes led the league in doubles (93), triples (12), walks (243), on-base percentage (.385) and sacrifice flies (21), while ranking fourth in hit by pitch (61) and fifth in runs (277), RBIs (256), and steals (44).
- Iowa's starting pitchers tallied 19 quality starts in 2021 and the Hawkeyes used the same four starting pitchers for the duration of the season. Iowa ranked fourth in the league in ERA (4.68), fewest runs (220) and fewest earned runs (200) allowed and fifth in fewest hits allowed (366).
- Iowa's defense did not commit an error in its final seven games of the season. The Hawkeyes committed the second-fewest errors in the league (37) and finished second in the league (and 33rd nationally) with a .977 team fielding percentage.
- Norman started the final 119 games of his career dating back to the 2018 season. He played in 220 games in his Hawkeye career, tying Craig Conti for the most games played in school history.
- Heller moved into third place on Iowa's all-time wins list with 236 victories in Iowa's 5-4 win over Illinois on May 14. He has 240 victories as a Hawkeye.

WALLEY - THE ALL-AMERICAN

- Redshirt junior Trenton Wallace earned two All-America distinctions following his stellar 2021 campaign. The Rock Island, Illinois, native earned second-team honors from Collegiate Baseball and ABCA/Rawlings to become the ninth Hawkeye All-American under head coach Rick Heller.
- In his first season in the weekend rotation, Wallace finished 7-1 with a 2.34 ERA and 106 strikeouts over 73 innings. He led the Big Ten in ERA, fewest runs allowed, and wins, while ranking third in strikeouts.
 - Wallace is the second Iowa pitcher (along with Tyler Peyton) to earn two All-America nods in the same season.





HEAD COACH RICK HELLER 8TH SEASON | IOWA'S 3RD BASE COACH

OVERALL RECORD

- 930-721-4 (35th season)
- At Iowa: 240-154-0 (8th season)
- Signed a seven-year contract extension in 2017, keeping him in Iowa City through 2024
- Coaches third base on game days

COACHING EXPERIENCE

- University of Iowa | 2014-present
- Indiana State | 2010-13
- Northern Iowa | 2000-09
- Upper Iowa | 1988-1999

EDUCATION

Upper Iowa, 1986

IOWA COACHING HIGHLIGHTS

- Two NCAA Regional appearances in three seasons (2015, 2017)
- Led Iowa to first NCAA Tournament victory since 1972
- 2017 Big Ten Tournament champions -- first in school history
- Led USA Team to a silver medal at the 2017 World University Games -- USA's first medal in Universiade history
- Six 30-win seasons in eight years... 240 victories in eight years
- Coached nine All-Americans and 26 All-Big Ten selections in eight seasons
- Coached 21 Major League Baseball Draft picks in seven seasons

HELLER'S YEAR-BY-YEAR RECORD

Year	School	Record	Pct.	2007	No. Iowa	23-28	.450
1988	Upper IA	7-30	.189	2008	No. Iowa	30-24	.556
1989	Upper IA	10-23	.303	2009	No. Iowa	23-26	.469
1990	Upper IA	19-17	.527	2010	Ind. State	35-19	.648
1991	Upper IA	22-13	.629	2011	Ind. State	29-28	.509
1992	Upper IA	23-16	.590	2012	Ind. State	41-19	.683
1993	Upper IA	21-15-1	.581	2013	Ind. State	26-25	.510
1994	Upper IA	21-18-1	.538	2014	Iowa	30-23	.566
1995	Upper IA	31-13	.705	2015	Iowa	41-18	.695
1996	Upper IA	37-14	.725	2016	Iowa	30-26	.536
1997	Upper IA	30-14	.682	2017	Iowa	39-22	.639
1998	Upper IA	38-8	.826	2018	Iowa	33-20	.623
1999	Upper IA	30-15-1	.663	2019	Iowa	31-24	.564
2000	No. Iowa	23-33	.411	2020	Iowa	10-5	.667
2001	No. Iowa	35-28	.556	2021	Iowa	26-18	.591
2002	No. Iowa	30-25-1	.545	Totals 930-721-4			
2003	No. Iowa	27-28	.491				
2004	No. Iowa	25-31	.446				
2005	No. Iowa	26-28	.481				
2006	No. Iowa	28-27	.509				

ABOUT HEAD COACH RICK HELLER

Rick Heller has turned the University of Iowa baseball program into a perennial Big Ten Conference and NCAA contender in his first seven seasons as the Hawkeyes' head coach.

Heller has injected new life into the Iowa program, leading the Hawkeyes to the 240 victories -- an average of 30.5 wins per season -- advancing to two NCAA Regionals, and claiming the first Big Ten Tournament title in program history. The 2017 title was Iowa's first since winning the regular season crown in 1990.

The Eldon, Iowa, native became the 20th head coach in program history in 2013 -- his fourth stop as a collegiate head coach. He has enjoyed stints at Iowa (2014-present), Indiana State (2009-13), Northern Iowa (1999-2009), and Upper Iowa (1987-99), leading all four schools to NCAA postseason play. He is one of nine coaches all-time and one of five active coaches to lead three different Division I programs to NCAA Regional play.

In 35 seasons as a head coach, Heller owns a career record of 930-721-4. He is one of two Iowa head coaches to lead the program to the NCAA Tournament.

At Iowa

Under Heller's watch, Iowa has advanced to the postseason in six consecutive years for the first time in program history, he has coached nine All-Americans and at least one first-team All-Big Ten selection in six of his eight seasons. Iowa has had 21 Major League Baseball Draft picks in seven seasons -- the most in a six-year stretch all-time.

Heller has also given the Hawkeyes an international flavor, taking the team to the Dominican Republic in 2016 and Taipei, Taiwan, as the United States representative at the 2017 World University Games. Heller led USA to a silver medal, as the team became the first American squad to medal in Universiade history.



MARTY SUTHERLAND

- Associate Head Coach
- Recruiting Coordinator
- 8th Season
- Alma Mater: Northern Iowa, 2002



ROBIN LUND

- Assistant Coach
- Pitching Coach
- 3rd Season
- Alma Mater: Whitworth College, 1995



JIMMY FRANKOS

- Volunteer Assistant Coach
- Hitting Coach | 1st Base Coach
- 2nd Season
- Former player at Iowa (2013-16)



NIC UNGS

- Director, Baseball Operations
- 4th Season
- Alma Mater: Northern Iowa, 2001

USA team went 5-2 during the two-week stretch, before falling to Japan in the gold medal game. The Americans posted victories over Mexico, Russia, Korea, and two games against the Czech Republic. Junior Cole McDonald tossed a nine-inning no-hitter in game one against the Czechs -- the first by a Hawkeye since 1965.

During Heller's second season, Heller guided Iowa to an at-large berth into NCAA Regional play in 2015 -- a first for the program since 1990 -- and the team posted the school's first NCAA Tournament win since 1972. The Hawkeyes were the runners-up at the 2016 Big Ten Tournament before claiming the program's first tournament title in 2017 to lock up the school's second NCAA Regional appearance in three seasons.

Iowa made just three NCAA Tournament appearances in its history prior to Heller's arrival.



NORM, WALLEY EARN ALL-REGION HONORS

Redshirt junior Trenton Wallace earned a chance to be an ABCA/Rawlings All-American by garnering first-team All-Midwest Region honors. Wallace was one of our players selected as a starting pitcher, while redshirt senior Ben Norman was one of four first-team outfielders.

POY = PITCHER OF YEAR

Redshirt junior Trenton Wallace made Hawkeye history, becoming the first player in school history to earn Big Ten Pitcher of the Year honors. Iowa was almost unbeatable with Wallace on the bump in series openers. The Hawkeyes won nine consecutive series openers to close out the season and the team was victorious in 11 of 13 series openers on the year.

3 HAWKEYES EARN ALL-BIG HONORS

Three Hawkeyes earned All-Big Ten recognition for the 2021 season, including two first-team honorees.

- Redshirt junior Trenton Wallace was a first-team starting pitcher after going 7-1 with a 2.34 ERA during the regular season. Wallace led the league in wins and ERA.
- Redshirt senior Ben Norman put up monster numbers in his super senior season to earn first-team outfield honors. Norman led the league in RBIs (53) and triples (4), while ranking in the top 10 in the league in six categories.
- Redshirt junior Izaya Fullard earned third-team All-Big Ten honors as a second baseman. The North Liberty, Iowa, native hit .296 with 48 hits, including nine doubles, and 21 RBIs.

SCHOOL RECORDS

Team Single Game Records

HBP, 7 at Michigan State, 5/30/21

Sacrifice Flies, 4 vs. Northwestern, 4/26/21

Team Single Season Records

Strikeouts - 4th-Most - 390

Individual Single Season Records

Strikeouts - 106, Trenton Wallace - 2nd

HBP - 19, Matthew Sosa - t3rd

Saves - 9, Dylan Nedved - t4th

Individual Game Records

Ben Norman - 2B - 3 vs. Northwestern, 4/25/21

Peyton Williams - 2B, 3 at Michigan State, 5/29/21

Brayden Frazier - 2B, 3 at Michigan State, 5/30/21

Peyton Williams - BB, 4 at Purdue, 4/4/21

Individual Career Records

Games Played - 220, Ben Norman - t1st

Saves - 21, Grant Leonard - 2nd

At-Bats - 750, Ben Norman - 3rd

Appearances - 70, Grant Leonard - 5th

Total Bases - 390, Ben Norman - t5th

Doubles - 46, Ben Norman - 6th

RBIs - 125, Ben Norman - 9th

Strikeouts - 182, Trenton Wallace - 9th

Saves - 9, Dylan Nedved - t10th

Hits - 203, Ben Norman - 11th

Steals - 46, Ben Norman - 11th

Runs - 133, Ben Norman - t11th

Singles - 131, Ben Norman - t12th

Appearances - 52, Trace Hoffman - t15th

Appearances - 50, Cam Baumann - t20

HAWKEYE NOTABLES

- Redshirt junior Izaya Fullard closed out the season riding a career-long 27 game reached base streak. It was the longest streak by a Hawkeye in 2021.
- The Hawkeyes scored a season-high 18 runs on April 11 in the 18-0 victory over Minnesota. They are the team's most scored in a Big Ten game since 2011 in a 19-7 win over Michigan State and the most in a shutout since beating Northwestern College, 28-0, in 2016.
- Redshirt seniors Ben Norman and Matthew Sosa were the only two Hawkeyes to start every game this season.
- Sosa was plunked a Big Ten-high 19 times. The total was 14th nationally and tied for third in a single-season in school history. Sosa's 0.43 HBP per game ranked 11th nationally.
- Iowa had 17 games with 10 or more hits this season, including a season-high 18 hits against Northwestern on April 25.
- Iowa had four or more extra base hits in 18 games this season, including eight (6 2B, 1 3B, 1 HR) against Northwestern on April 25.
- Ben Norman, Peyton Williams and Brayden Frazier all tied a single-game school record

TEAM COMPARISON

Below is a look at how Iowa stacks up against this week's opponent in overall statistics.

	IOWA
Overall Record	26-18
Home/Away/Neutral	10-6/11-7/5-5
Conference Record	26-18
vs. Top 25	1-3
Last 10 games	5-5

Batting Avg.	.261
Runs	277
Hits	379
2B-3B-HR	93-12-36
RBIs	256

ERA	4.68
Innings	384.2
Hits	366
Runs-Earned	224-200
BB-K	175-390

Fielding Pct.	.977
Errors	37
Double Plays	27

2021 BIG STANDINGS (As of 5/24)

Team	BIG	Pct.
Nebraska	31-12	.721
Maryland	28-16	.636
Michigan	27-17	.614
Indiana	26-18	.591
Iowa	26-18	.591
Ohio State	22-20	.524
Illinois	22-22	.500
Rutgers	21-23	.477
Penn State	18-23	.439
Northwestern	15-21	.417
Michigan State	17-27	.386
Purdue	15-25	.375
Minnesota	5-31	.139

UNIVERSITY QUICK FACTS

Location: Iowa City, Iowa
Enrollment: 30,448
Founded: 1847
Nickname: Hawkeyes
Colors: Black and Gold
Conference: Big Ten
National Affiliation: NCAA, Division I
President: Bruce Harrel
Director of Athletics: Gary A. Barta
Baseball Secretary: Kendra Wieditz
Baseball Office: 232 Carver-Hawkeye Arena
Iowa City, Iowa 52242
(319) 335-9389

BASEBALL INFORMATION

Head Coach: Rick Heller/8th season
Alma Mater/Year: Upper Iowa/1986
Associate Head Coach/RC: Marty Sutherland/8th season
Alma Mater/Year: Northern Iowa/2002
Assistant Coach/Year: Robin Lund/3rd Season
Alma Mater/Year: Whitworth College/1995
Volunteer Assistant (Hitting): Jimmy Frankos/2nd Season
Director, Baseball Operations: Nic Ungs/4th Season
Alma Mater/Year: Northern Iowa/2001
Director, Player Development: Tom Gorzelanny/3rd season

2020 TEAM INFORMATION

2020 Record: 10-5
Home: 3-0
Away: 0-2
Neutral: 7-3
Big Ten Record/Finish: N/A

2021 OUTLOOK

Letterwinners Returning/Lost: 27/2
Starters Returning/Lost: 9+DH/0
Pitchers Returning/Lost: 15/1
Newcomers: 11

STADIUM INFORMATION

Home Facility: Duane Banks Field
Capacity: 3,000
Opened: 1974
Dimensions: 329-373-395-373-329
Surface: AstroTurf

MEDIA INFORMATION

Associate SID/Baseball Contact: James Allan
Email: james-allan@uiowa.edu
Cell Phone: (319) 530-5792
Secondary Contact: Shane Sturtz
Email: shane-sturtz@uiowa.edu
Cell Phone: (319) 541-0119
Athletic Communications Phone: (319) 335-9411
Athletic Communications Fax: (319) 335-9417
Press Box Phone: (319) 335-9520
Website: hawkeyesports.com
Twitter: @UIBaseball
Facebook: facebook.com/iowabaseball
Instagram: UIBaseball

by ripping three doubles.

- Fullard and redshirt freshman Peyton Williams tied the Iowa single game walks record in consecutive games. Williams had four walks in the series finale at Purdue, and Fullard drew four walks in the series opener against Minnesota.

STRONG APRIL

The Hawkeyes posted a 12-3 record during the month of April. Iowa hit .297 as a team during the month, averaging 8.5 runs per game with 34 doubles, seven triples and 15 home runs. Senior Zeb Adreon hit a team-best .379 with 14 RBIs, while senior Ben Norman drove in 26 runs.

I-O-W-A

Eight of Iowa's starters (including DH) were native Iowans, while all four starting pitchers (who have started a game in 2021) are Iowans.

- Third baseman Matthew Sosa and utility/closer Dylan Nedved were the only two non-Iowa starters on the roster.

SIT 'EM DOWN WALLEY

Redshirt junior Trenton Wallace led the Big Ten during the regular season with 106 strikeouts. He finished the season third in the league. Wallace ranked 45th nationally in strikeouts, but his 13.07 strikeouts per nine innings was 17th in the country.

- Wallace's total ranks second in the single-season record books, trailing only Jim Magrane's 110 strikeouts in 1999.

WALLEY: THE ACE

Redshirt junior Trenton Wallace was Iowa's ace in 2021. The southpaw went 7-1 with a 2.34 ERA over 73 innings. He had eight quality starts to his ledger and he allowed zero earned runs in six starts.

- Iowa won nine straight series openers from April 2-May 28. The Hawkeyes won the opening game of the series in all but two weekends on the season.

- The Rock Island, Illinois, native led the Big Ten in ERA (2.34), fewest runs allowed (20) and tied for the league lead in wins (7). He also was second in fewest earned runs allowed (18), was third in strikeouts (106) and strikeouts looking (33), and fifth in batting average against (.202).

- Wallace had 18 2/3 consecutive scoreless frames spanning two-plus starts against Ohio State, Nebraska, and Ohio State. He allowed five hits during the streak and fanned 24.

- He was named the Big Ten Pitcher of the Week on March 24 after scattering two hits over seven shutout innings in a 3-0 victory over Nebraska on March 19. The southpaw struck out eight Huskers in his career long outing.

- Wallace allowed two or fewer runs in 10 starts and had eight or more strikeouts in 10 starts. He matched a season-high in the win over Penn State on May 7, fanning 10 over five innings. (He also punched out 10 against Ohio State on March 12.)

SUPER SENIOR NORM

University of Iowa redshirt senior Ben Norman enjoyed a breakout "super senior" season. The outfielder led the team in runs (36), home runs (10), RBIs (53), hits (52), total bases (104) and steals (12), while ranking second in slugging percentage (.612) and walks (27). He led the Big Ten in RBIs and triples (4) en route to first-team All-Big Ten honors.

- Norman was named the Big Ten Player of the Week on April 20 after hitting .400 with two home runs, eight RBIs, and six runs scored in the road series at Rutgers.

- Norman tied a school record with three doubles on April 25 in the 15-4 victory over Northwestern. He finished 3-for-6 with a career-high five RBIs.

- Norman had a career-high 10 home runs and he surpassed his home run total from his first four seasons where he had seven blasts in his first 176 career games. He was the first Hawkeye since Robert Neustrom in 2018 (11 home runs) to reach double figures in the category.

- He went 2-for-5 with a home run and a career-best four RBIs in series finale against Nebraska. Norman hit a second home run in the game, but was called out after mistakenly passing a teammate on the base paths.

- Norman played in 220 games in his Hawkeye career to tie Craig Conti's all-time record. He is also third in career at-bats (750), tied for fifth in total bases (390), sixth in doubles (46), ninth in RBIs (125), 11th in hits (203) and steals (46), tied for 11th in runs (133) and tied for 12th in singles (131). He started the final 119 games of his career.

P-A-T-T-Y

- Redshirt junior Izaya Fullard hit .324 (33-of-102) over his final 24 games. He had multi-hit contest in 13 of the 24 games with 20 RBIs and 18 runs scored.

- The North Liberty, Iowa, native had the go-ahead two-run single in the ninth inning as Iowa



2021 WEEKEND STATS

SERIES	BATTING										PITCHING						FIELDING		
	W-L	AVG	R	H	2B	3B	HR	RBI	BB-SO	SB-A	ERA	IP	H	R-ER	BB-SO	BAA	PO-A	E	FLD%
vs. Michigan	1-3	.197	14	24	11	0	0	12	15-37	2-4	6.09	34.0	31	25-23	28-38	.248	102-42	3	.980
vs. OSU/Neb.	2-2	.210	11	26	5	0	1	10	21-38	10-10	0.79	34.0	25	12-3	13-44	.198	102-28	4	.970
Nebraska	1-2	.275	19	28	7	1	6	18	12-26	2-2	6.33	27.0	27	23-19	15-23	.255	81-36	5	.959
at OSU/vs. Maryland	3-1	.263	24	36	7	1	7	24	16-36	2-3	3.86	35.0	23	15-15	13-29	.190	105-41	2	.986
at Purdue	2-1	.231	20	24	6	1	3	18	19-25	3-4	4.67	27.0	30	17-14	6-20	.291	81-40	3	.976
Minnesota	3-0	.320	31	32	6	2	5	27	17-18	3-3	0.67	27.0	20	2-2	12-27	.200	81-28	4	.965
at Rutgers	3-1	.271	32	35	6	2	3	30	22-22	4-5	5.94	33.1	30	22-22	13-28	.234	100-44	4	.973
Maryland/N'western	3-1	.370	39	50	15	2	3	37	26-27	4-5	5.50	36.0	32	23-22	23-40	.242	108-42	4	.974
at Indiana	1-2	.278	20	30	6	0	4	19	18-31	4-4	10.08	25.0	39	29-28	10-23	.361	75-31	3	.972
Penn State	2-1	.253	13	24	3	0	2	11	17-25	0-0	2.67	27.0	25	10-8	8-35	.248	81-26	2	.982
Illinois	1-2	.194	8	18	5	1	0	8	11-37	4-4	7.33	27.0	33	24-22	20-32	.295	81-25	3	.972
at Northwestern	1-2	.235	16	24	5	1	2	15	17-19	3-3	4.97	25.1	23	14-14	7-27	.232	76-25	0	1.000
at Michigan St.	3-0	.280	30	28	11	1	0	27	8-22	3-5	2.67	27.0	28	8-8	7-24	.272	81-30	0	

rallied from four runs down to win 14-12 in the series opener at Rutgers and he hit his first home run of the season in game two. Fullard homered to straight-away center field for his second blast on April 26 against Northwestern and he finished 3-for-6 with two RBIs in the come-from-behind win. He homered and had another three-hit game in the series finale at Indiana.

- Fullard had an RBI single (and potential game-tying two-run single) in the bottom of the ninth inning against Penn State on May 8, but the tying run was thrown out at the plate in a 5-4 loss.

SUNDAY BAUMANN

Southpaw Cam Baumann enjoyed a strong red-shirt junior season as Iowa's Sunday starter. The Fairfield, Iowa, native went 5-5 with a 4.19 ERA over 13 appearances (12 starts).

- During a seven-week stretch from Week 2 to Week 8, Baumann went 4-1 with a 1.45 ERA over 37 1/3 innings. He allowed eight runs (six earned) and had 27 strikeouts to 10 walks, while limiting hitters to a .176 average. He won three straight starts in wins over Minnesota, Rutgers and Northwestern.
- Baumann allowed two runs or fewer in seven of his last 12 outings. He went seven innings three times during the span, scattering three hits and allowing a single run in a road win at Ohio State on March 27 and scattering three hits and allowing one run in a win at Rutgers on April 17, and allowing three runs on four hits at Northwestern on May 22.
- Baumann had six quality starts, including three in his last four outings.
- Baumann combined on a shutout in the 18-0 victory over Minnesota on April 11, scattering two hits over five shutout innings.

WHAT A SUNDAY

Redshirt junior Dylan Nedved enjoyed a stellar Sunday on April 11 in the doubleheader sweep of Minnesota. The Kansas native hit for the cycle across the two games and recorded his fifth save (in as many chances) to clinch the series win.

- Nedved went 4-for-4 with a home run -- the first of his career -- and a triple in game one. The four hits were a career-high. He also got the final six outs, scattering a pair of hits over two shutout frames.
- He completed the cycle with his first inning double in game two, finishing 2-for-3 with two runs scored.
- Nedved hit .600 (6-for-10) with three extra base hits and five runs scored in the series.

ZEB: B1G POW

Senior Zeb Adreon earned his second career Big Ten Player of the Week honor on April 27 after hitting .714 (10-of-14) with five RBIs and seven runs scored against Maryland and Northwestern. Adreon had four multi-hit games on the weekend.

- Adreon reached base safely in 11 straight plate appearances from April 24-30. He had eight hits, two walks and a hit by pitch.
- Adreon tripled in consecutive games, making him the first Hawkeye to do so since Ben Norman in 2018. He leads the Big Ten with four triples this season.
- He went 4-for-4 with four RBIs and four runs scored in the 15-4 win over Northwestern. He had career-bests in hits and runs, while tying his career-best RBI total.
- The Pleasantville, Iowa, native hit .279 with 25 RBIs and 28 runs scored this season.

THE BIG KAHUNAH

Redshirt freshman Peyton Williams hit safely in

2021 QUALITY STARTS LOG

Cam Baumann (6)

at Ohio State - 7 IP, 3 H, 1 R, 5 K, 1 BB
at Rutgers - 7 IP, 3 H, 1 R, 4 K, 2 BB
vs. Northwestern - 6 IP, 5 H, 2 R, 4 K, 2 BB
Penn State - 7.1 IP, 6 H, 5 R (3 ER), 7 K, 0 BB
at Northwestern - 7 IP, 4 H, 3 R, 5 K, 1 BB
at Michigan State - 6 IP, 11 H, 3 R, 4 K, 1 BB

Duncan Davitt (2)

vs. Nebraska - 6 IP, 2 H, 1 R, 6 K, 2 BB
vs. Maryland - 6 IP, 3 H, 1 R, 5 K, 2 BB

Drew Irvine (3)

vs. Maryland - 6 IP, 3 H, 2 R, 5 K, 3 BB
vs. Minnesota - 7 IP, 2 H, 1 R, 5 K, 4 BB
at Rutgers - 7 IP, 6 H, 1 R, 5 K, 0 BB

Trenton Wallace (8)

vs. Ohio State - 6 IP, 2 H, 0 R, 10 K, 2 BB
Nebraska - 7 IP, 2 H, 0 R, 8 K, 3 BB
at Purdue - 6.2 IP, 6 H, 2 R, 8 K, 2 BB
vs. Minnesota - 6 IP, 9 H, 0 R, 7 K, 2 BB
at Indiana - 7 IP, 7 H, 3 R, 9 K, 1 BB
Illinois - 6 IP, 3 H, 1 R, 9 K, 2 BB
at Northwestern - 6 IP, 3 H, 0 R, 8 K, 3 BB
at Michigan State - 7 IP, 5 H, 1 R, 9 K, 1 BB

IOWA IN-SEASON ACCOLADES

Zeb Adreon

Big Ten Player of the Week - April 27

Austin Martin

Buster Posey Award Watch List
B1G Players to Watch List

Ben Norman

Big Ten Player of the Week - April 20
B1G Players to Watch List

Trenton Wallace

Big Ten Pitcher of the Week - March 24
B1G Players to Watch List



23 games with eight multi-hit and eight multi-RBI games. He led the Big Ten in walks (34), while ranking third in OBP (.470). Williams closed out the season hitting safely in each of the final six contests.

- The Johnston, Iowa, native hit a team-best .455 with three runs and two RBIs in the road series at Northwestern. He went 3-for-5 in the opener, his first multi-hit game in nearly a month.

- Williams finished with a .500 (4-for-8) average in the three-game series at Purdue. In game two, he had a career game, going 4-for-5 with three RBIs and three runs scored. He doubled and then homered in consecutive at-bats, for his first career multi-home run game. He is the first Hawkeye since Tanner Wetrich in 2019 to have a multi-home run contest.

- In the series finale in West Lafayette, Williams reached base in all five plate appearances. He drew Barry Bonds treatment, being intentionally walked twice in the game, and he walked a total of four times to tie the Iowa single-game school record. He also reached via a hit by pitch.

- Williams homered in consecutive games, hitting a two-run blast and finishing 2-for-4 with two RBIs in a 6-4 win over Maryland on March 27 and 2-for-4 with four RBIs -- and a three-run shot -- in the 11-2 win over the Terps on March 28.

- Williams hit his first career grand slam in Iowa's 7-1 victory over Minnesota on April 9. He sent the no-doubt blast down the right field line and per metrics, it was estimated to go 430 feet with a 109 mph exit velocity.

- He tied a school record in the second-to-last game of the season when he finished 3-for-5 with three doubles on May 29 at Michigan State.

ROTATION NOTES

- Iowa's starting pitchers allowed two or fewer earned runs in 24 of 44 starts this season and they went at least five innings in 28 starts.

- Iowa used the same four starting pitchers for the duration of the season. Redshirt junior Cam Bau-mann and redshirt sophomore Duncan Davitt have shared the No. 3 spot on three-game weekends.

- Iowa's starters notched 19 quality starts with redshirt junior Trenton Wallace leading the way with eight such starts.

THE HAWKEYES WERE...

- 20-2 when scoring first.
- 17-1 when out-hitting its opposition.
- 11-5 against left-handed starters and 15-13 against righties.

- 24-4 when limiting opponents to five or fewer runs.

- 22-1 when leading after six innings, 18-1 after seven, and 20-1 after eight.

- 17-4 when making zero errors.

- Out-scoring their opposition, 97-64, over the final three innings and in extra innings.

PITCHING NOTES

- Iowa's pitching staff had 14 games with 10 or more strikeouts and 22 with nine or more Ks. The Hawkeyes had a season-high 15 strikeouts May 7 in the win over Penn State.

- Iowa's pitching staff allowed three earned runs or fewer in 22 games.

- The Hawkeyes finished with 390 strikeouts, which are the fourth-most in a single season in school history.

ACE IN THE 'PEN

- Redshirt junior Dylan Nedved was Iowa's closer and primary late-inning stopper. The right-hand-er went 4-1 with a 4.19 ERA with nine saves over 20 appearances, spanning 34 1/3 innings.

- The nine saves were second in the Big Ten Conference and ranked 27th nationally. The nine saves are tied for the fourth most in a single season in school history.

- The right-hander made multiple weekend ap-pearances seven times, including pitching both games of the doubleheader against Ohio State and Maryland on March 27 -- where he notched two saves.

- Nedved earned wins against Michigan (2 IP), Purdue (3 1/3), Northwestern (2 2/3) and Illinois (1 1/3). He has pitched more than one inning in 13 appearances.

- Nedved allowed a single hit over a career-high 3 1/3 shutout innings en route to his second win of the season in the series opener at Purdue. He extended his scoreless innings streak to 14 1/3 in-nings before surrendering three runs in the series finale against the Boilermakers.

- Nedved earned a win and save in Iowa's Big Ten pod weekend against Maryland and Northwest-ern. He was 1-0 with a 1.59 ERA in two appear-ances (5 2/3 innings).

BULLPEN NUMBERS

- Senior Trace Hoffman was second on the team with 18 appearances, allowing 12 runs on 24 hits over 23 2/3 innings. Hoffman pitched three shutout innings, scattering two hits against Penn State on May 7.

2021 BIG OVERALL STATS

Batting Average

1.	Nebraska	.279
2.	Illinois	.278
3.	Penn State	.269
7.	IOWA	.261

ERA

1.	Indiana	3.18
2.	Nebraska	3.81
3.	Michigan	4.09
4.	IOWA	4.68

Fielding Percentage

1.	Nebraska	.979
2.	IOWA	.977
3.	Illinois	.974

IOWA CAREER RECORDS

GAMES PLAYED

1.	Craig Conti (1983-86)	220
	Ben Norman (2017-pres.)	220

TOTAL BASES

5.	Rob Eddie (1983-86)	390
	Ben Norman (2017-pres.)	390

RBIs

8.	Jeremy Lewis (1992-95)	135
9.	Ben Norman (2017-pres.)	125

HITS

10.	John Knapp (1984-86)	213
11.	Ben Norman (2017-pres.)	203

RUNS

11.	Eric Toole (2012-15)	133
	Ben Norman (2017-pres.)	133

SINGLES

11.	Rick Jennings (1983-86)	132
12.	Kris Goodman (2012-15)	131
	Ben Norman (2017-pres.)	131

DOUBLES

5.	John Knapp (1984-86)	49
6.	Ben Norman (2017-pres.)	46

STEALS

10.	Curtis Reed (1991-94)	47
11.	Ben Norman (2017-pres.)	46

APPEARANCES

4.	Josh Martsching (2013-17)	74
5.	Grant Leonard (2017-pres.)	70

SAVES

1.	Kurt Belger (1993-97)	22
2.	Grant Leonard (2017-pres.)	21

IOWA SINGLE SEASON RECORDS

SAVES

1.	Grant Leonard (2019)	14
2.	Kevin Lee (2010)	13
3.	Tim Gudex (2006)	10
4.	Mike Schurz (2007)	9
	Kurt Belger (1995)	9
6.	Dylan Nedved (2021)	9

STRIKEOUTS

1.	Jim Magrane (1999)	110
2.	Trenton Wallace (2021)	106

HIT BY PITCH

1.	Keith Brand (2013)	22
2.	Kevin Hoef (2008)	20
3.	Kevin Hoef (2009)	19
	Matthew Sosa (2021)	19



- Redshirt senior Grant Leonard went 0-1 with one save and a 4.72 ERA in 12 appearances this season. Leonard struck out the side, needing only 10 pitches, for his first save on May 8 against Penn State. He allowed one hit and fanned seven over his last four appearances, spanning 5 2/3 innings.
- Leonard finished his career with 21 saves, which are the second most in Hawkeye history. Kurt Belger (1993-97) holds the program record with 22 career saves.

HAWKEYE HIGHLIGHTS

- Redshirt senior Zeb Adreon hit a two-run, opposite field home run to break a four-all tie in the ninth inning to send the Hawkeyes to a 6-4 victory over Maryland on March 27. Adreon, who was 2-for-4 in the game, also had a triple in the contest.
- Redshirt junior Brett McCleary hit a two-run, 10th-inning single to send the Hawkeyes to a 6-4 victory over Purdue on April 2 in West Lafayette.
- Redshirt freshman Peyton Williams hit his first career grand slam in Iowa's 7-1 victory over Minnesota on April 9. He sent the no-doubt blast down the right field line and per metrics, it was estimated to go 430 feet with a 109 mph exit velocity.
- Iowa rallied from four runs down in the ninth inning to defeat Rutgers, 14-12, on April 16 in the series opener. Down to his final strike, Brendan Sher had a two-run single to close the gap to 10-9 and Izaya Fullard followed with a two-run single to give the Hawkeyes the lead.
- Redshirt junior Brett McCleary had a pinch-hit, walk-off three-run home run, sending the blast to right field to down Northwestern, 12-9, on April 26 at Banks. It completed a rally where Iowa was down four runs through seven and down one heading to the ninth.

DON'T COUNT 'EM OUT

The Hawkeyes have overcome deficits to win 63 games since the start of the 2017 season and posted 15 walk-offs. Thirty of those victories have come with Iowa trailing or being tied entering or through seven innings. Twenty have come in the final at-bat.

- The Hawkeyes overcame deficits in 19 games in 2021. The team was 12-7 in such contests.

TEAM CAPTAINS

Iowa's team captains for the 2021 season are seniors Trace Hoffman, Grant Leonard, Austin Martin, and Ben Norman and junior Trenton Wallace.

30 WINS X 6

Since head coach Rick Heller's first season in 2014, the Hawkeyes have reached the 30-win plateau in six seasons. It was the program's longest stretch since posting seven straight 30-win seasons from 1979-85.

2014: 30-23

2015: 41-18 (2nd-most wins all-time)

2016: 30-26

2017: 39-22 (5th-most wins all-time)

2018: 33-20

2019: 31-24

2020: 10-5 (*pandemic shortened)

2021: 28-16 (Big Ten-only schedule)

BANKS MAGIC

- The Hawkeyes are 105-33 at home since the start of the 2015 season.
- Iowa won 19 games in 2019, the third-most in a single-season in school history, trailing only the 22 wins in 1977 and 20 wins in 2018.
- Iowa has 17 walk-off victories at Duane Banks Field since the start of 2015.

#HELLERBALL

- Head coach Rick Heller recorded his 900th career win against Grand View in a 15-2 victory on March 3, 2020, at Duane Banks Field
- Heller is one of nine coaches all-time to lead three different NCAA Division I teams to regional play.
- The Hawkeyes have won 30 or more games in each of Heller's six full seasons as the helm of the program. It's a first for the team since winning 30 or more in seven straight seasons from 1979-85.
- Heller has led the Hawkeyes to two NCAA Regional appearances; the program had three regional appearances in its history prior to his arrival.
- Heller is third in school history in career wins with 240 at Iowa, including the second (41) and fifth-most (39) in school history.
- Heller led Iowa to its first Big Ten Tournament title in 2017 -- the first conference title since 1990 -- and he guided the Hawkeyes to the Big Ten Tournament title game in consecutive seasons. Iowa has advanced to the league tournament in six straight years for the first time in program history.
- Heller has coached at least one first-team All-Big Ten selection in six of his first eight seasons, and has 21 Major League Baseball Draft picks in seven seasons -- the most in a six-year stretch in school history.
- Iowa had a school-record six All-Big Ten selections in 2015 and five in 2017. The Hawkeyes have had 26 All-Big Ten honorees in eight seasons under Heller.
- Iowa has posted winning streaks of nine games (in 2015) and eight games (in 2017) -- the longest streaks for the program since 2012.


FOLLOW THE HAWKEYES

Iowa baseball fans can follow the Hawkeyes on Facebook @iowabaseball, Twitter @UIBaseball, and Instagram @UIBaseball in addition to coverage on hawkeyesports.com.



2 BRENDAN SHER

RS So. • IF • 6-1 • 200 • R/R
Indianola, Iowa • Indianola HS



2021 GAME-BY-GAME STATS

#2 Brendan Sher - 33 games (All games)

Date	Opponent	Pos	AB	R	H	RBI	2B	3B	HR	BB	SB	CS	HBP	SAC	SF	GDP	K	PO	A	E	Avg
Mar 07	vs Michigan-1	*ss	3	0	1	0	0	0	0	0	0	0	1	0	0	0	0	0	4	1	.333
Mar 07	vs Michigan-2	ss	1	0	0	0	0	0	0	1	0	0	0	0	0	0	1	0	1	0	.250
Mar 08	vs Michigan	*ss	3	0	0	0	0	0	0	0	0	0	0	0	0	0	1	2	2	1	.143
Mar 12	vs Ohio State	2b	0	0	0	0	0	0	0	0	0	0	0	0	0	0	0	0	0	0	.143
Mar 13	vs Ohio State Buckeye	ph/2b	2	0	1	0	0	0	0	0	0	0	0	0	0	0	1	0	0	0	.222
Mar 14	vs Nebraska	*2b	4	1	2	0	2	0	0	0	0	0	0	0	0	0	0	2	3	0	.308
Mar 19	NEBRASKA	*2b	3	1	1	1	0	0	1	0	0	0	0	0	0	0	2	3	1	0	.312
Mar 20	NEBRASKA	*ss	4	0	0	0	0	0	0	0	0	0	0	0	0	0	3	2	2	0	.250
Mar 21	NEBRASKA	*2b	3	0	0	0	0	0	2	0	0	0	0	0	0	0	1	1	7	0	.217
Mar 26	at Ohio State	*2b	1	0	0	0	0	0	0	0	0	0	0	0	0	0	0	0	0	1	.208
Apr 02	at Purdue	*ss	6	1	2	0	1	0	0	0	0	0	0	0	0	0	2	0	5	0	.233
Apr 03	at Purdue	*ss	3	1	1	0	0	0	2	0	0	0	0	0	0	0	0	1	4	0	.242
Apr 04	at Purdue	*ss	5	0	0	0	0	0	0	0	0	0	0	0	0	0	0	1	1	0	.211
Apr 09	MINNESOTA	*ss	3	0	0	1	0	0	0	0	0	0	0	0	1	0	1	4	3	1	.195
Apr 11	MINNESOTA-1	*ss	3	0	0	0	0	0	0	0	0	0	0	0	0	0	0	3	6	0	.182
Apr 11	MINNESOTA-2	*ss	2	3	1	1	1	0	3	0	0	0	0	0	0	0	0	4	1	0	.196
Apr 16	at Rutgers	*ss	4	1	1	2	0	0	1	0	0	0	0	0	0	0	1	1	5	0	.200
Apr 17	at Rutgers-1	*ss	2	0	0	0	0	0	0	0	0	0	0	0	0	0	2	2	2	0	.192
Apr 17	at Rutgers-2	*ss	3	1	1	1	0	0	1	0	0	0	1	0	0	0	0	1	4	0	.200
Apr 18	at Rutgers	*ss	3	2	1	0	0	0	1	1	0	0	0	0	0	0	0	1	0	4	.207
Apr 23	MARYLAND	*ss	2	0	1	2	1	0	0	2	0	1	0	0	0	0	1	0	2	0	.217
Apr 24	MARYLAND	*ss	3	1	1	0	0	0	1	0	0	0	0	0	0	0	1	0	2	1	.222
Apr 25	NORTHWESTERN	*ss	3	0	0	1	0	0	0	0	0	0	0	0	1	0	1	0	3	0	.212
Apr 26	NORTHWESTERN	*ss	4	2	2	0	2	0	0	0	0	0	1	0	0	0	1	1	3	0	.229
Apr 30	at Indiana	*ss	3	0	0	0	0	0	1	0	0	0	0	0	0	0	2	1	5	0	.219
May 01	at Indiana	*ss	3	1	1	2	1	0	0	1	0	0	0	0	0	0	2	1	1	0	.224
May 02	at Indiana	*ss	4	0	0	0	0	0	0	0	0	0	0	0	0	0	2	1	3	0	.213
May 07	PENN STATE	*ss	4	1	1	0	1	0	0	0	0	0	0	0	0	0	2	3	4	0	.214
May 08	PENN STATE-1	*ss	2	0	1	1	0	0	2	0	0	0	0	0	0	0	0	1	2	0	.221
May 08	PENN STATE-2	*ss	3	0	1	0	1	0	1	0	0	0	0	0	0	0	2	0	2	0	.225
May 14	ILLINOIS	*ss	3	0	0	0	0	0	1	0	0	0	0	0	0	0	2	0	1	0	.217
May 15	ILLINOIS	*ss	2	0	0	0	0	0	0	0	0	0	0	0	0	0	2	1	0	0	.213
May 16	ILLINOIS	*ss	2	0	0	0	0	0	0	0	0	0	0	0	0	0	1	2	3	0	.208
Totals			96	16	20	12	10	0	1	20	1	2	0	2	2	0	35	38	86	5	.208

On base pct. .339 • Slugging pct. .344

CAREER-HIGHS

AB: 6 AT PURDUE, 4/2/21

H: 3, 4X, LAST AT SAN DIEGO STATE, 2/21/20

R: 3 vs. MINNESOTA, 4/11/21

2B: 2, 2X, LAST vs. NORTHWESTERN, 4/26/21

3B: 1, 2X, LAST vs. GRAND VIEW, 3/3/20

HR: 1, 3X, LAST vs. NEBRASKA, 3/19/21

RBI: 2, 4X, LAST AT INDIANA, 5/1/21

BB: 2, 6X, LAST vs. PENN STATE, 5/8/21

SB: 1, 4X, LAST AT RUTGERS, 4/18/21

SEASON HIGHLIGHTS

- Started 30 games -- 26 at shortstop and four at second base... hit .208 (20-of-96) with 10 doubles, one home run, 16 runs and 12 RBIs... hit safely in 17 games... missed the Northwestern (5/21/24) and Michigan State (5/28-30) due to sickness... hit safely in all three games of the Penn State series (5/7-8)... hit .333 (4-of-12) during the Maryland/Northwestern pod with three doubles... went 2-for-4 with two doubles and two runs scored in weekend finale against Northwestern (4/26)... doubled and scored the game-tying run in the ninth inning... had a two-run single in the ninth inning, helping Iowa rally from four runs down in the ninth to win the opener at Rutgers (4/16)... scored three runs and finished 1-for-2 with a double in the series finale against Minnesota (4/11)... had his second multi-hit game of the season, finishing 2-for-6 with a double at Purdue (4/2)... hit his first home run of the season against Nebraska (3/19), going 1-for-3 in the 3-0 victory... went 2-for-4 with a career-high two doubles against Nebraska (3/14).
- Two-time Big Ten Freshman of the Week in 2019... IHSBCA Player of the Year as a senior at Johnston High School.

CAREER STATS

YEAR	AVG.	G-GS	AB	R	H	2B	3B	HR	RBIS	BB	HBP	SO	SB-A
2019	.301	33-24	83	15	25	5	1	1	4	13	0	21	2-2
2020	.262	12-12	42	5	11	2	1	1	6	5	0	12	1-2
2021	.208	33-30	96	16	20	10	0	1	12	20	0	35	1-3
TOTALS	.253	78-66	221	36	56	17	2	3	22	38	0	68	4-7

Instagram: UIBaseball



Twitter: @UIBaseball



Facebook: iowabaseball

3 SAM LINK

RS Fr. • Util. • 6-0 • 195 • R/R
Dubuque, Iowa • Dubuque Senior HS



2021 GAME-BY-GAME STATS

#3 Sam Link - 13 games (All games)

Date	Opponent	Pos	AB	R	H	RBI	2B	3B	HR	BB	SB	CS	HBP	SAC	SF	GDP	K	PO	A	E	Avg
Mar 07	vs Michigan-1	ph/dh	1	0	0	0	0	0	0	0	0	0	0	0	0	0	1	0	0	0	.000
Mar 07	vs Michigan-2	ph/of	2	0	0	0	0	0	0	0	0	0	0	0	0	0	1	0	0	0	.000
Mar 13	vs Nebraska	ph/of	0	0	0	0	0	0	0	1	0	0	0	0	0	0	0	0	0	0	.000
Mar 13	vs Ohio State Buckeye	of/of	2	0	0	0	0	0	0	0	0	0	0	0	0	0	0	0	0	0	.000
Mar 14	vs Nebraska	*of/of	4	1	0	0	0	0	0	1	0	0	0	0	0	0	1	1	0	0	.000
Mar 19	NEBRASKA	*of	2	0	0	0	0	0	0	0	0	0	0	0	0	0	1	0	0	0	.000
Mar 20	NEBRASKA	of	0	0	0	0	0	0	0	0	0	0	0	0	0	0	0	0	0	0	.000
Mar 26	at Ohio State	ph/of	1	0	0	0	0	0	0	0	0	0	0	0	0	0	1	0	0	0	.000
Apr 02	at Purdue	pr/of	1	0	0	0	0	0	0	0	0	0	0	0	0	0	1	0	0	0	.000
Apr 03	at Purdue	pr/of	0	0	0	0	0	0	0	0	0	0	0	0	0	0	0	0	0	1	.000
Apr 11	MINNESOTA-2	pr/of	1	1	0	1	0	0	0	0	0	0	0	0	0	0	0	1	0	0	.000
Apr 25	NORTHWESTERN	ph/of	1	0	0	0	0	0	0	0	0	0	0	0	0	0	0	0	0	0	.000
May 15	ILLINOIS	ph/of	1	0	0	0	0	0	0	0	0	0	0	0	0	0	1	1	0	0	.000
Totals		2gs	16	2	0	1	0	0	0	2	0	0	0	0	0	0	7	3	0	1	.000

On base pct. .111 • Slugging pct. .000

CAREER-HIGHS

AB: 4 vs. NEBRASKA, 3/14/21
H: 1 at SAN DIEGO, 2/23/20
R: 1, 3X, LAST vs. MINNESOTA, 4/11/21
2B: --
3B: --
HR: --
RBIs: 2 vs. NC STATE, 2/28/20
BB: 1, 2X, LAST vs. NEBRASKA, 3/14/21
SB: --

SEASON HIGHLIGHTS

• Started two games in left field and appeared in 13 contests... served primarily as a pinch hitter where he didn't register a hit in 16 at-bats... scored two runs and had an RBI... scored a run and had an RBI in the 18-0 win over Minnesota (4/11)... made his first start in left field against Nebraska (3/14).

CAREER STATS

YEAR	AVG.	G-GS	AB	R	H	2B	3B	HR	RBIS	BB	HBP	SO	SB-A
2020	.250	2-1	4	1	1	0	0	0	2	0	0	1	0-0
2021	.000	13-2	16	2	0	0	0	0	1	2	0	7	0-0
TOTALS	.050	15-3	20	3	1	0	0	0	3	2	0	8	0-0

Instagram: [UIBaseball](#)




Twitter: [@UIBaseball](#)



Facebook: [iowabaseball](#)

4 BRAYDEN FRAZIER

RS Fr. • IF/OF • 6-0 • 195 • R/R
Cedar Rapids, Iowa • Cedar Rapids Jefferson HS



2021 GAME-BY-GAME STATS

#4 Brayden Frazier - 31 games (All games)

Date	Opponent	Pos	AB	R	H	RBI	2B	3B	HR	BB	SB	CS	HBP	SAC	SF	GDP	K	PO	A	E	Avg
Mar 07	vs Michigan-1	ph/of	2	1	1	2	1	0	0	0	0	0	0	0	0	0	0	1	1	0	.500
Mar 07	vs Michigan-2	*of	2	0	0	0	0	0	0	2	0	0	0	0	0	0	1	1	0	0	.250
Mar 08	vs Michigan	ph/of	2	0	0	0	0	0	0	0	0	0	0	0	0	0	1	2	0	0	.167
Mar 12	vs Ohio State	*of	4	1	1	0	0	0	0	0	0	0	0	0	0	0	2	3	0	0	.200
Mar 13	vs Nebraska	ph/of	2	0	0	0	0	0	0	0	0	0	0	0	0	0	1	0	0	0	.167
Mar 13	vs Ohio State Buckeye	of	1	0	0	0	0	0	0	0	0	0	0	0	0	0	0	1	0	0	.154
Mar 19	NEBRASKA	ph/of	1	1	1	0	1	0	0	1	0	0	0	0	0	0	0	1	0	0	.214
Mar 20	NEBRASKA	ph	1	0	0	0	0	0	0	0	0	0	0	0	0	0	0	0	0	0	.200
Mar 21	NEBRASKA	of	2	1	1	0	0	0	0	0	0	0	0	0	0	0	0	1	0	0	.235
Mar 26	at Ohio State	*of	3	0	2	0	0	0	0	1	0	0	0	0	0	0	1	1	0	0	.300
Mar 27	at Ohio State	*of/of	4	1	3	1	2	0	0	0	0	0	1	0	0	0	0	1	0	0	.375
Mar 27	vs Maryland	*of	4	0	0	0	0	0	0	0	0	0	0	0	0	0	1	2	0	0	.321
Mar 28	vs Maryland	*of	4	1	2	3	0	0	0	0	0	0	0	0	0	0	1	0	0	0	.344
Apr 23	MARYLAND	*of	3	1	0	0	0	0	0	1	0	0	0	0	0	1	0	0	0	0	.314
Apr 25	NORTHWESTERN	*of	3	2	1	1	1	0	0	1	0	0	0	0	1	0	0	2	0	0	.316
Apr 26	NORTHWESTERN	*of/of	2	0	0	2	0	0	0	1	0	0	0	0	2	0	0	1	0	0	.300
Apr 30	at Indiana	*of	4	1	0	0	0	0	0	0	0	0	0	0	0	0	3	1	0	0	.273
May 01	at Indiana	of	1	0	1	0	0	0	0	1	0	0	0	0	0	0	0	0	0	0	.289
May 02	at Indiana	ph	1	1	1	0	0	0	0	0	0	0	0	0	0	0	0	0	0	0	.304
May 07	PENN STATE	*of	2	1	0	0	0	0	0	2	0	0	0	0	0	0	0	1	0	0	.292
May 08	PENN STATE-1	of	0	0	0	0	0	0	0	0	0	0	0	0	0	0	0	0	0	0	.292
May 08	PENN STATE-2	*of/of	4	1	1	0	0	0	0	0	0	0	0	0	0	0	1	1	1	1	.288
May 14	ILLINOIS	*of	4	1	2	1	1	0	0	0	1	0	0	0	0	0	0	0	0	0	.304
May 15	ILLINOIS	*of	3	0	2	0	1	0	0	0	0	0	0	0	0	0	1	4	0	0	.322
May 16	ILLINOIS	ph/of	2	0	0	0	0	0	0	0	0	0	0	0	0	0	1	0	0	0	.311
May 21	at Northwestern	*of	4	0	1	0	0	0	0	1	0	0	0	0	0	0	1	1	0	0	.308
May 22	at Northwestern	ph/of	1	0	0	0	0	0	0	0	0	0	0	0	0	0	0	0	0	0	.303
May 23	at Northwestern	of	4	2	1	0	0	0	0	0	1	0	1	0	0	0	3	3	0	0	.300
May 28	at Michigan State	*of	4	0	2	3	0	0	0	0	0	0	0	1	0	0	0	3	0	0	.311
May 29	at Michigan State	*of	2	0	0	1	0	0	3	0	0	0	0	0	0	0	1	2	0	0	.303
May 30	at Michigan State	*of	4	0	3	2	3	0	0	1	1	0	0	0	0	0	1	2	1	0	.325
Totals			19gs	80	16	26	16	10	0	15	3	0	2	1	3	1	20	35	2	1	.325

On base pct. .430 • Slugging pct. .450

CAREER-HIGHS

AB: 4, 14X, LAST AT MICHIGAN STATE, 5/30/21

H: 3, 2X, LAST AT MICHIGAN STATE, 5/30/21

R: 2, 2X, LAST AT NORTHWESTERN, 5/23/21

2B: 3 AT MICHIGAN STATE, 5/30/21

3B: --

HR: --

RBI: 3, 3X, LAST AT MICHIGAN STATE, 5/30/21

BB: 3 AT MICHIGAN STATE, 5/29/21

SB: 1, 3X, LAST AT MICHIGAN STATE, 5/30/21

SEASON HIGHLIGHTS

• Returned to the team April 23 after missing three weeks after testing positive with COVID... missed the four-game series in Columbus and Minnesota and Rutgers series... started 19 games -- 18 in left field and one in right field... hit .325 (26-of-80) with 10 doubles, 16 RBIs and 16 runs scored... had seven multi-hit games and hit safely in 17 contests... hit .375 (3-for-8) with two doubles and two RBIs as a pinch-hitter... hit .500 (5-for-10) with three doubles and six RBIs in the sweep at Michigan State (5/28-30)... collected multi-hit games in two contests... went 2-for-4 with three RBIs in game one and tied a career-high, going 3-for-4 with three doubles and two RBIs in the series finale... three doubles tied a single game school record... finished with a team-high .444 (4-of-9) average against Illinois (5/14-16)... had back-to-back multi-hit games, going 2-for-4 and 2-for-3 in games one and two with two doubles... hit in the cleanup spot for first time in game two... hit a team-best .467 (7-of-15) with two doubles and four RBIs in 3-1 weekend at the Columbus Big Ten pod, posting the first three multi-hit games of his career... went 3-for-4 with two doubles in game two against Ohio State (3/27) and was 2-for-3 and tied a career-high with three RBIs against Maryland (3/28)... had a pinch-hit double and scored a run in series opener against Nebraska (3/19)... had a pinch-hit, two-run double in Iowa's 8-3 win over No. 18/21 Michigan (3/7).

CAREER STATS

YEAR	AVG.	G-GS	AB	R	H	2B	3B	HR	RBI	BB	HBP	SO	SB-A
2020	.200	9-5	20	0	4	1	0	0	6	4	1	7	0-1
2021	.325	31-19	80	16	26	10	0	0	16	15	2	20	3-3
TOTALS	.300	40-24	100	16	30	11	0	0	22	19	3	27	3-4

Instagram: UIBaseball



Twitter: @UIBaseball



Facebook: iowabaseball

5 ZEB ADREON

RS Sr. • OF • 6-2 • 219 • L/L

Pleasantville, Iowa • Southeastern CC • Pleasantville HS



2021 GAME-BY-GAME STATS

#5 Zeb Adreon - 44 games (All games)

Date	Opponent	Pos	AB	R	H	RBI	2B	3B	HR	BB	SB	CS	HBP	SAC	SF	GDP	K	PO	A	E	Avg	
Mar 06	vs Michigan	*of	4	1	2	0	0	0	0	0	1	0	0	0	0	0	0	1	0	0	.500	
Mar 07	vs Michigan-1	*of	1	1	0	0	0	0	0	1	1	0	2	0	0	0	0	1	0	0	.400	
Mar 07	vs Michigan-2	*of	2	0	0	0	0	0	0	0	0	0	0	0	0	0	2	1	0	0	.286	
Mar 08	vs Michigan	*of/1b	4	1	1	3	1	0	0	0	0	0	0	0	0	0	1	6	0	0	.273	
Mar 12	vs Ohio State	*of	3	0	0	0	0	0	0	1	0	0	0	0	0	0	1	2	0	0	.214	
Mar 13	vs Nebraska	*1b	4	0	1	0	0	0	0	0	0	0	0	0	0	0	2	7	1	0	.222	
Mar 13	vs Ohio State Buckeye	*1b	3	0	0	0	0	0	0	0	0	0	0	0	0	0	2	5	0	0	.190	
Mar 14	vs Nebraska	*1b	3	0	0	0	0	0	0	0	0	0	0	0	0	0	2	2	0	0	.167	
Mar 19	NEBRASKA	*of	3	0	2	0	0	0	0	0	1	0	0	0	0	0	1	2	0	0	.222	
Mar 20	NEBRASKA	*of	4	1	2	1	0	0	1	0	0	1	0	0	0	0	0	3	0	0	.258	
Mar 21	NEBRASKA	*of	4	0	1	0	1	0	0	1	0	0	0	0	0	0	2	2	0	0	.257	
Mar 26	at Ohio State	*of	3	0	0	0	0	0	0	0	0	0	0	0	0	0	3	1	0	0	.237	
Mar 27	at Ohio State	of/of	1	0	0	0	0	0	0	0	0	0	0	0	0	0	0	0	0	0	.231	
Mar 27	vs Maryland	*of	4	1	2	2	0	1	1	0	0	0	0	0	0	0	1	1	0	0	.256	
Mar 28	vs Maryland	*of	3	2	1	0	0	0	0	1	0	0	0	0	0	0	1	3	0	0	.261	
Apr 02	at Purdue	*of	4	0	0	0	0	0	0	1	0	0	0	0	0	0	2	1	0	0	.240	
Apr 03	at Purdue	*of	2	0	0	1	0	0	0	0	0	1	0	1	0	0	2	1	0	0	.231	
Apr 04	at Purdue	*of	4	0	1	1	0	0	0	0	0	0	0	0	0	0	2	1	0	0	.232	
Apr 09	MINNESOTA	*of	4	1	2	0	0	1	0	0	0	0	0	0	0	0	1	2	0	0	.250	
Apr 11	MINNESOTA-1	*of	4	1	2	2	0	0	1	0	0	0	0	0	0	0	0	0	0	0	.266	
Apr 11	MINNESOTA-2	*of/1b	6	1	3	3	0	0	0	0	1	0	0	0	0	0	2	4	0	0	.286	
Apr 16	at Rutgers	*of	3	1	1	2	0	0	0	2	0	0	0	0	0	0	0	3	0	0	.288	
Apr 17	at Rutgers-1	*of	3	0	0	0	0	0	0	0	0	0	0	0	0	0	0	1	0	0	.276	
Apr 17	at Rutgers-2	*of	5	0	1	0	0	0	0	0	0	0	0	0	0	0	3	4	0	0	.272	
Apr 18	at Rutgers	*of	4	0	0	0	0	0	0	0	0	0	1	0	0	0	0	0	0	0	.259	
Apr 23	MARYLAND	*of	4	1	2	1	0	0	0	0	1	0	0	0	0	0	2	2	0	0	.270	
Apr 24	MARYLAND	*of	4	1	2	0	1	0	0	0	0	0	0	0	0	0	2	2	0	0	.280	
Apr 25	NORTHWESTERN	*of	4	4	4	4	0	1	0	0	0	0	0	0	0	0	0	1	1	0	.309	
Apr 26	NORTHWESTERN	*of/1b	2	1	2	0	0	1	0	2	0	0	1	0	0	0	0	7	0	0	.323	
Apr 30	at Indiana	*of	5	1	2	0	0	0	0	0	0	0	0	0	0	0	2	2	0	0	.327	
May 01	at Indiana	*of	5	0	1	0	0	0	0	0	0	0	0	0	0	0	2	2	1	0	.321	
May 02	at Indiana	*of	4	0	0	0	0	0	0	1	0	0	0	0	0	0	1	1	0	0	.310	
May 07	PENN STATE	*of	3	1	2	1	0	0	1	1	0	0	0	0	0	0	0	1	0	0	.319	
May 08	PENN STATE-1	*of	5	1	1	0	0	0	0	0	0	0	0	0	0	0	2	5	0	0	.314	
May 08	PENN STATE-2	*of/1b	4	0	0	0	0	0	0	0	0	0	0	0	0	0	4	6	0	0	.304	
May 14	ILLINOIS	*of	3	2	1	0	1	0	0	1	0	0	0	0	0	0	1	3	0	0	.305	
May 15	ILLINOIS	*of/1b	2	0	0	1	0	0	0	0	0	0	0	0	1	0	2	2	0	0	.300	
May 16	ILLINOIS	*of/1b	4	0	1	0	0	0	0	0	0	0	0	0	0	0	0	4	0	0	.299	
May 21	at Northwestern	*of	5	0	0	0	0	0	0	0	0	0	0	0	0	0	1	0	0	0	.288	
May 22	at Northwestern	*of	3	0	0	0	0	0	0	1	0	0	0	0	0	0	2	2	0	0	.282	
May 23	at Northwestern	of	0	0	0	0	0	0	0	0	0	0	0	0	0	0	0	0	0	0	.282	
May 28	at Michigan State	*of	4	3	1	1	0	0	0	2	0	0	0	0	0	0	1	0	0	0	.281	
May 29	at Michigan State	*of	3	1	0	0	0	0	0	2	0	0	0	0	0	0	0	3	1	0	.275	
May 30	at Michigan State	*of/1b	5	1	2	2	1	0	0	0	0	0	0	0	0	0	1	3	0	0	.279	
Totals			42gs	154	28	43	25	5	4	4	17	6	1	5	1	1	0	54	99	4	0	.279

On base pct. .367 • Slugging pct. .442

CAREER-HIGHS

AB: 6 vs. MINNESOTA, 4/11/21

H: 4 vs. NORTHWESTERN, 4/25/21

R: 4 vs. NORTHWESTERN, 4/25/21

2B: 3 at EVANSVILLE, 3/9/19

3B: 1, 5X, LAST vs. NORTHWESTERN, 4/26/21

HR: 1, 6X, LAST vs. PENN STATE, 5/7/21

RBI: 4, 4X, LAST vs. NORTHWESTERN, 4/25/21

BB: 2, 7X, LAST at MICHIGAN STATE, 5/29/21

SB: 1, 9X, LAST vs. MARYLAND, 4/23/21

SEASON HIGHLIGHTS

- Started 42 games -- 40 in right field and two at first base... hit .279 (43-of-154) with 25 RBIs and 28 runs... had 13 extra base hits (five doubles, four triples, and four home runs) and went 6-for-7 in steal attempts... his four triples tied for the Big Ten lead... hit safely in 26 games with 14 multi-hit contests... went 2-for-4 with a double and two RBIs in series finale at Michigan State (5/30)... went 2-for-3 with a home run -- his fourth of the year -- in the series-opening win over Penn State (5/7)... named Big Ten Player of the Week on April 27 after hitting .714 (10-of-14) with a 1.071 slugging and .765 OBP during Maryland/Northwestern pod (4/23-26)... had four multi-hit games in the series and reached base safely in each of his final 10 plate appearances (seven hits, two walks, one HBP)... had a career-high four hits, finishing 4-for-4 with four runs and four RBIs with a triple against Northwestern (4/25)... went 2-for-2 with a triple, two walks and a hit by pitch in game two against Northwestern (4/26)... hit .500 (7-of-14) with five RBIs in sweep of Minnesota (4/9-11)... went 2-for-4 with a triple in game one, 2-for-4 with a two-run home run and two RBIs in game two and 3-for-6 with three RBIs in series finale... raised his average 54 points in three game... went 2-for-4 with a triple and home run -- a ninth-inning two-run blast that broke a four-all tie in the 6-4 victory over Maryland (3/27)... hit .455 (5-11) and had a pair of two-hit games in the series against Nebraska (3/19-21)... went 2-for-3 in the series opener and went 2-for-4 with a solo home run in game two... went 2-for-4 with a run scored on Opening Day and was 1-for-4 with a game-tying three-run double in the series finale against No. 18/21 Michigan (3/8).
- Two-time all-region selection at Southeastern CC... cousin, Chelsea Thomas, was an All-America softball pitcher and a member of the USA Women's National Team.

CAREER STATS

YEAR	AVG.	G-GS	AB	R	H	2B	3B	HR	RBIS	BB	HBP	SO	SB-A
2019	.299	45-28	117	20	35	11	1	2	24	12	5	42	0-1
2020	.333	15-15	51	9	17	2	0	0	13	10	3	17	3-4
2021	.279	44-42	154	28	43	5	4	4	25	17	5	54	6-7
TOTALS	.295	104-85	322	57	95	18	5	6	62	39	13	113	9-12

Instagram: UIBaseball



Twitter: @UIBaseball



Facebook: iowabaseball

7 KEATON ANTHONY

Fr. • UTIL/RHP • 6-4 • 211 • R/R
Hoschton, Ga. • Mill Creek HS



2021 GAME-BY-GAME STATS

#7 Keaton Anthony - 1 game (All games)

Date	Opponent	Pos	AB	R	H	RBI	2B	3B	HR	BB	SB	CS	HBP	SAC	SF	GDP	K	PO	A	E	Avg
Mar 14	vs Nebraska	ph	1	0	0	0	0	0	0	0	0	0	0	0	0	0	0	0	0	0	.000
Totals		Ogs	1	0	0	0	0	0	0	0	0	0	0	0	0	0	0	0	0	0	.000

On base pct. .000 • Slugging pct. .000

CAREER-HIGHS

AB: 1 vs. NEBRASKA, 3/14/21

H: --

R: --

2B: --

3B: --

HR: --

RBIs: --

BB: --

SB: --

PITCHING

IP: --

H: --

R: --

ER: --

SO: --

BB: --

SEASON HIGHLIGHTS

- Appeared in one game, registering one at-bat after suffering a hamstring injury late in preseason... made his Hawkeye debut as a pinch hitter against Nebraska (3/14).
- Two-way player as a utility man and a RHP... rated as the No. 11 "Impact Freshman" in the Big Ten by D1Baseball.com.

CAREER STATS

YEAR	AVG.	G-GS	AB	R	H	2B	3B	HR	RBIS	BB	HBP	SO	SB-A
2021	.000	1-0	1	0	0	0	0	0	0	0	0	0	0-0
TOTALS	.000	1-0	1	0	0	0	0	0	0	0	0	0	0-0

YEAR	ERA	W-L	APP	GS	CG	SHO	SV	IP	H	R	ER	BB	SO
2021	-	-	-	-	-	-	-	-	-	-	-	-	-
TOTALS	-	-	-	-	-	-	-	-	-	-	-	-	-

Instagram: [UIBaseball](#)



Twitter: [@UIBaseball](#)



Facebook: [iowabaseball](#)

8 DJ HECK

RS Fr. • OF • 6-0 • 195 • R/R
Iowa City, Iowa • City HS



2021 GAME-BY-GAME STATS

#8 DJ Heck - 1 game (All games)

Date	Opponent	Pos	AB	R	H	RBI	2B	3B	HR	BB	SB	CS	HBP	SAC	SF	GDP	K	PO	A	E	Avg
Apr 11	MINNESOTA-2	ph	0	1	0	0	0	0	0	1	0	0	0	0	0	0	0	0	0	0	.000
Totals		Ogs	0	1	0	0	0	0	0	1	0	0	0	0	0	0	0	0	0	0	.000

On base pct. 1.000 • Slugging pct. .000

CAREER-HIGHS

AB: --

H: --

R: 1 vs. MINNESOTA, 4/11/21

2B: --

3B: --

HR: --

RBI: --

BB: 1 vs. MINNESOTA, 4/11/21

SB: --

SEASON HIGHLIGHTS

- Appeared in one game... made his Iowa debut against Minnesota (4/11)... drew a walk and scored a run in the 18-0 victory.

CAREER STATS

YEAR	AVG.	G-GS	AB	R	H	2B	3B	HR	RBI	BB	HBP	SO	SB-A
2021	.000	1-0	0	1	0	0	0	0	0	1	0	0	0-0
TOTALS	.000	1-0	0	1	0	0	0	0	0	1	0	0	0-0

Instagram: [UIBaseball](#)



Twitter: [@UIBaseball](#)



Facebook: [iowabaseball](#)

9 BEN NORMAN

RS Sr. • OF • 6-2 • 200 • L/R
Des Moines, Iowa • Roosevelt HS



2021 GAME-BY-GAME STATS

#9 Ben Norman - 44 games (All games)

Date	Opponent	Pos	AB	R	H	RBI	2B	3B	HR	BB	SB	CS	HBP	SAC	SF	GDP	K	PO	A	E	Avg	
Mar 06	vs Michigan	*of	4	0	0	0	0	0	0	0	0	0	0	0	0	0	3	2	0	0	.000	
Mar 07	vs Michigan-1	*of	4	0	0	0	0	0	0	0	0	0	0	0	0	0	1	1	0	0	.000	
Mar 07	vs Michigan-2	*of	2	0	0	0	0	0	0	0	0	0	0	1	0	0	0	1	2	0	.000	
Mar 08	vs Michigan	*of/of	4	0	0	0	0	0	0	1	0	0	0	0	0	0	0	0	0	0	.000	
Mar 12	vs Ohio State	*of	3	1	1	0	0	0	0	1	2	0	0	0	0	0	2	2	0	0	.059	
Mar 13	vs Nebraska	*of/of	2	0	1	0	1	0	0	2	0	0	0	0	0	0	1	0	0	0	.105	
Mar 13	vs Ohio State Buckeye	*of/of	2	2	1	2	0	0	1	2	2	0	0	0	0	0	1	3	0	0	.143	
Mar 14	vs Nebraska	*of/of	4	1	3	1	0	0	0	1	0	1	0	0	0	0	0	3	0	0	.240	
Mar 19	NEBRASKA	*of	4	1	1	2	0	0	1	0	0	0	0	0	0	0	1	4	0	0	.241	
Mar 20	NEBRASKA	*of	5	1	3	1	0	1	0	0	0	0	0	0	0	0	0	5	0	0	.294	
Mar 21	NEBRASKA	*of/of	5	1	3	4	0	0	1	0	0	0	0	0	0	0	1	3	0	0	.308	
Mar 26	at Ohio State	*of	4	0	0	0	0	0	0	0	0	0	0	0	0	0	0	2	0	0	.279	
Mar 27	at Ohio State	*of	4	2	2	1	0	0	1	1	0	0	0	0	0	0	1	2	0	0	.298	
Mar 27	vs Maryland	*of	4	2	2	1	0	0	1	0	0	0	0	0	0	0	2	2	0	0	.314	
Mar 28	vs Maryland	*of	4	1	0	1	0	0	0	1	0	0	0	0	0	0	1	1	0	0	.291	
Apr 02	at Purdue	*of	5	0	1	1	0	0	0	0	0	0	0	0	0	0	2	1	0	0	.283	
Apr 03	at Purdue	*of	3	2	1	4	0	0	1	2	0	0	0	0	0	0	0	1	0	0	.286	
Apr 04	at Purdue	*of	3	2	2	1	2	0	0	1	0	0	0	0	0	1	0	2	0	0	.303	
Apr 09	MINNESOTA	*of	2	2	0	0	0	0	0	1	1	0	2	0	0	0	0	2	0	0	.284	
Apr 11	MINNESOTA-1	*of	3	1	1	1	0	0	1	0	0	0	1	0	0	0	0	2	0	0	.296	
Apr 11	MINNESOTA-2	*of	5	0	2	2	1	0	0	0	0	0	0	0	0	0	1	3	0	0	.303	
Apr 16	at Rutgers	*of	4	3	2	1	0	0	1	1	0	0	1	0	0	0	2	2	0	0	.312	
Apr 17	at Rutgers-1	*of	3	1	1	0	1	0	0	0	0	0	0	0	0	0	0	1	0	0	.313	
Apr 17	at Rutgers-2	*of	5	1	2	3	0	0	0	0	0	0	0	0	0	0	2	1	0	0	.318	
Apr 18	at Rutgers	*of	3	1	1	4	0	0	1	0	0	0	1	0	1	0	1	0	0	0	.319	
Apr 23	MARYLAND	*of	2	1	0	0	0	0	0	3	0	0	0	0	0	0	1	1	0	0	.312	
Apr 24	MARYLAND	*of	4	0	1	0	0	0	0	1	1	0	0	0	0	1	1	1	0	0	.309	
Apr 25	NORTHWESTERN	*of	6	1	3	5	3	0	0	0	0	0	0	0	0	0	1	2	0	0	.320	
Apr 26	NORTHWESTERN	*of	3	2	1	2	0	0	0	2	0	0	0	0	0	1	0	3	0	0	.321	
Apr 30	at Indiana	*of	3	1	1	2	1	0	0	2	2	0	0	0	0	0	0	1	0	0	.321	
May 01	at Indiana	*of	3	0	1	1	0	0	0	2	1	0	0	0	0	0	0	2	0	0	.321	
May 02	at Indiana	*of	4	2	1	2	0	0	1	1	0	0	0	0	0	0	1	1	0	0	.319	
May 07	PENN STATE	*of	4	0	2	2	0	0	0	0	0	0	0	0	0	0	1	0	0	0	.325	
May 08	PENN STATE-1	*of	5	0	2	1	1	0	0	0	0	0	0	0	0	0	0	2	0	0	.328	
May 08	PENN STATE-2	*of	4	0	1	1	0	0	0	1	0	0	0	0	0	0	2	1	0	1	.326	
May 14	ILLINOIS	*of	5	0	1	1	0	1	0	0	0	0	0	0	0	0	1	4	0	0	.321	
May 15	ILLINOIS	*of	3	0	0	0	0	0	0	0	1	0	1	0	0	0	2	2	0	0	.314	
May 16	ILLINOIS	*of	4	0	0	0	0	0	0	0	0	0	0	0	0	0	3	0	0	0	.305	
May 21	at Northwestern	*of	5	1	1	1	0	1	0	0	0	0	0	0	0	0	1	2	0	0	.301	
May 22	at Northwestern	*of	4	0	1	0	0	0	0	0	0	0	1	0	0	0	0	3	0	0	.300	
May 23	at Northwestern	*of	4	0	2	2	2	0	0	1	0	0	0	0	0	0	0	1	0	0	.305	
May 28	at Michigan State	*of	5	0	2	1	1	0	0	1	0	1	0	0	0	0	2	1	0	0	.308	
May 29	at Michigan State	*of	5	2	2	0	1	0	0	0	0	0	0	0	0	0	0	0	0	0	.311	
May 30	at Michigan State	*of	6	1	1	2	0	1	0	0	0	0	0	0	0	0	1	1	0	0	.306	
Totals			44gs	170	36	52	53	14	4	10	27	12	1	9	0	3	1	41	75	0	1	.306

On base pct. .421 • Slugging pct. .612

CAREER-HIGHS

AB: 6, 5X, LAST AT MICHIGAN STATE, 5/30/21

H: 4, 2X, LAST VS. SAINT JOSEPH'S, 2/15/20

R: 5 VS. GEORGETOWN, 3/7/20

2B: 3 VS. NORTHWESTERN, 4/25/21

3B: 1, 9X, LAST AT MICHIGAN STATE, 5/30/21

HR: 1, 17X, LAST AT INDIANA, 5/2/21

RBI: 5 VS. NORTHWESTERN, 4/25/21

BB: 4 VS. GEORGETOWN, 3/7/20

SB: 2, 8X, LAST AT INDIANA, 4/30/21

SEASON HIGHLIGHTS

• First-team All-Big Ten selection... ABCA/Rawling First-Team All-Midwest Region honoree... one of five team captains... Iowa's starting center fielder... named to the Big Ten Preseason Honors List... started all 44 games -- 42 in center field and two in left field... started 119 consecutive games dating back to 2018 season to close out his career and tied a school record with 220 career games played... hit .306 (52-of-170) with 53 RBIs and 36 runs scored... also had a career-high 10 home runs, 14 doubles and four triples... had 15 multi-hit games and hit safely in 34 contests... is 12-for-13 in steal attempts... led the Big Ten in RBIs (53) and triples (4)... also was fifth in slugging (.612) and steals (12), tied for sixth in doubles (14) and tied for ninth in home runs (10)... had two multi-hit games, going 2-for-5 in games one and two at Michigan State (5/28-30)... also had his fourth triple and drove in two runs in the series finale (5/30)... hit safely in all three game at Northwestern (5/21-23)... went 2-for-4 with two doubles and two RBIs in the series finale (5/23)... had the go-ahead RBI triple in the eighth in game one against Illinois (5/14)... finished with a .385 (5-of-13) average with four RBIs in three-game series against Penn State (5/7-8) with two multi-hit games... had five RBIs in three-game series at Indiana (4/30-5/2)... went 1-for-4 with a home run, his 10th of the season in series finale... finished with a .333 average (5-of-15) with seven RBIs in Maryland/Northwestern pod (4/23-26)... went 3-for-6 with three doubles and five RBIs in 15-4 win over Northwestern (4/25)... three doubles tie a school record and five RBIs were a career high... had the game-tying RBI single in the ninth in Iowa's walk-off 12-9 win over Northwestern (4/26)... named Big Ten Player of the Week on April 20 after hitting .400 (6-of-15) with two home runs, eight RBIs and six runs scored in taking 3-of-4 games at Rutgers (4/16-18)... went 2-for-3 with a leadoff home run in game one, went 2-for-5 with three RBIs in game three and rounded out the series with his ninth home run, finishing 1-for-4 with four RBIs... connected on his seventh home run -- a solo shot -- in game two against Minnesota (4/11)... hit .364 (4-for-11) with six RBIs and four runs scored in series at Purdue (4/2-4)... hit his sixth home run -- a three-run shot -- and tied a career high with four RBIs in game two and went 2-for-3 with two doubles in series finale... had a pair of two-hit games at the Columbus Big Ten pod... went 2-for-4 with a home run and two runs scored March 27 in back-to-back games and wins over Ohio State and Maryland... hit .429 (6-of-14) with two home runs and seven RBIs in three-game series against Nebraska (3/19-21)... hit a two-run home run in the series opener (3/19), went 3-for-5 with a triple in game two, and was 2-for-5 with a home run and a career-best four RBIs in series finale... hit a second home run in series finale, but he was ruled out when mistakenly passing baserunner... hit .545 (6-of-11) with a double, home run, four runs and five steals in four-game series in Minneapolis (3/12-14)... went 1-for-2 with a home run, two runs, two RBIs, and two steals against Ohio State (3/13) and went 3-for-4 with an RBI against Nebraska (3/14).

CAREER STATS

YEAR	AVG.	G-GS	AB	R	H	2B	3B	HR	RBIS	BB	HBP	SO	SB-A
2017	.296	59-56	206	34	61	12	1	1	20	29	6	33	14-19
2018	.189	47-29	106	12	20	5	3	0	12	12	4	31	1-2
2019	.251	55-55	207	33	52	12	0	6	34	22	5	43	14-16
2020	.295	15-15	61	18	18	3	1	0	6	11	1	9	5-5
2021	.306	44-44	170	36	52	14	4	10	53	27	9	41	12-13
TOTALS	.271	220-199	750	133	203	46	9	17	125	101	25	157	46-55

Instagram: UIBaseball



Twitter: @UIBaseball



Facebook: iowabaseball

10 WILL SEMB

Fr. • RHP • 6-1 • 180 • R/R
De Pere, Wis. • De Pere HS



2021 GAME-BY-GAME STATS

#10 Will Semb - 7 appearances (All games)

Date	Opponent	GS	IP	H	R	ER	BB	SO	2B	3B	HR	WP	BK	HBP	IBB	Score	W-L	Sv	ERA	NP
Mar 07	vs Michigan-2		2.2	0	1	0	3	2	0	0	0	1	0	0	0	0-7	0-0	0	0.00	53
Mar 13	vs Ohio State Buckeye		2.0	5	5	0	2	2	3	0	0	1	0	0	1	4-7	0-0	0	0.00	52
Mar 21	NEBRASKA		0.1	1	3	3	2	1	0	0	1	0	0	0	0	8-13	0-0	0	5.40	-
Apr 25	NORTHWESTERN		1.0	0	0	0	1	3	0	0	0	0	0	0	0	15-4	0-0	0	4.50	18
May 01	at Indiana		2.2	0	0	0	1	2	0	0	0	0	0	0	0	6-12	0-0	0	3.12	39
May 15	ILLINOIS		3.0	1	0	0	2	2	1	0	0	0	0	0	0	1-14	0-0	0	2.31	49
May 23	at Northwestern		3.1	4	2	2	1	4	1	0	1	0	0	0	0	6-8	0-0	0	3.00	57
Totals		0	15.0	11	11	5	12	16	5	0	2	2	0	0	1	40-65	0-0	0	3.00	-

CAREER-HIGHS

IP: 3.1 AT NORTHWESTERN, 5/23/21

H: 5 vs. OHIO STATE, 3/13/21

R: 5 vs. OHIO STATE, 3/13/21

ER: 3 vs. NEBRASKA, 3/21/21

SO: 4 AT NORTHWESTERN, 5/23/21

BB: 3 vs. MICHIGAN, 3/7/21

SEASON HIGHLIGHTS

- Went 0-0 with a 3.00 ERA in seven appearances, spanning 15 innings... allowed 11 runs (five earned) on 11 hits with 16 strikeouts... pitched a career-high 3 1/3 innings at Northwestern (4/23)... logged three shutout innings, allowing one hit and fanning two against Illinois (5/15)... pitched 2 2/3 innings in relief at Indiana (5/1) without allowing a run or hit and fanning two... struck out the side, getting the final three outs, in Iowa's 15-4 win over Northwestern (4/25)... made his Hawkeye debut against No. 18/21 Michigan (3/7)... tossed 2 2/3 shutout innings, allowing an unearned run and striking out a pair.
- Top 500 prospect by Perfect Game... rated as No. 7 player in Wisconsin and third-best RHP

CAREER STATS

YEAR	ERA	W-L	APP	GS	CG	SHO	SV	IP	H	R	ER	BB	SO
2021	3.00	0-0	7	0	0	0	0	15.0	11	11	5	12	16
TOTALS	3.00	0-0	7	0	0	0	0	15.00	11	11	5	12	16

Instagram: [UIBaseball](#)



Twitter: [@UIBaseball](#)



Facebook: [iowabaseball](#)

12 DREW IRVINE

RS So. • RHP • 6-3 • 180 • S/R
Waukee, Iowa • Waukee HS



2021 GAME-BY-GAME STATS

#12 Drew Irvine - 13 appearances (All games)

Date	Opponent	GS	IP	H	R	ER	BB	SO	2B	3B	HR	WP	BK	HBP	IBB	Score	W-L	Sv	ERA	NP
Mar 07	vs Michigan-1	*	3.0	4	3	3	5	4	1	0	0	0	0	0	0	8-3	0-0	0	9.00	72
Mar 13	vs Nebraska	*	5.2	6	4	1	1	8	0	0	1	0	0	0	0	0-4	0-1	0	4.15	86
Mar 20	NEBRASKA	*	2.1	5	6	4	3	3	1	0	2	0	0	0	0	8-10	0-2	0	6.55	61
Mar 27	vs Maryland	*	6.0	3	2	2	3	5	2	0	0	0	0	0	0	6-4	0-2	0	5.29	92
Apr 03	at Purdue	*	5.0	6	4	4	2	2	3	0	0	1	0	1	0	8-10	0-2	0	5.73	72
Apr 11	MINNESOTA-1	*	7.0	2	1	1	4	6	0	0	1	2	0	0	0	6-1	1-2	0	4.66	109
Apr 17	at Rutgers-1	*	7.0	6	1	1	0	5	0	0	1	1	0	1	0	3-1	2-2	0	4.00	99
Apr 24	MARYLAND	*	3.0	5	4	4	6	4	1	0	1	1	0	0	0	6-8	2-3	0	4.62	87
May 01	at Indiana	*	0.0	4	5	5	1	0	2	0	0	0	0	1	0	6-12	2-4	0	5.77	26
May 08	PENN STATE-1	*	2.0	3	2	2	3	3	2	0	0	0	0	0	0	5-3	2-4	0	5.93	50
May 16	ILLINOIS	*	0.2	3	2	2	1	0	0	0	0	1	0	0	0	2-6	2-4	0	6.26	19
May 23	at Northwestern	*	3.1	2	2	2	2	6	1	0	1	0	0	0	1	6-8	2-5	0	6.20	45
May 29	at Michigan State	*	4.0	6	4	4	0	3	1	0	0	0	0	1	0	7-4	2-5	0	6.43	66
Totals		10	49.0	55	40	35	31	49	14	0	7	6	0	4	1	71-74	2-5	0	6.43	-

CAREER-HIGHS

IP: 7.0, 2X, LAST AT RUTGERS, 4/17/21

H: 6, 3X, LAST AT MICHIGAN STATE, 5/29/21

R: 5 AT INDIANA, 5/1/21

ER: 5 AT INDIANA, 5/1/21

SO: 8 vs. NEBRASKA, 3/13/21

BB: 6 vs. MARYLAND, 4/24/21

SEASON HIGHLIGHTS

• Was primarily Iowa's Saturday starter... went 2-5 with a 6.43 ERA over 49 innings... had 49 strikeouts to 31 walks... made 10 starts and appeared in 13 games -- three in relief... tallied his second straight win, allowing one run in a seven-inning complete game against Rutgers (4/17)... scattered six hits and struck out five without issuing a walk... notched his first win and tallied his second quality start, allowing one run on two hits over a career-long seven innings against Minnesota (4/11)... had six strikeouts in the game... tallied his first career quality start, tossing six innings of two-run, three-hit ball in a no-decision vs. Maryland (3/27)... was tough-luck loser, allowing four runs (one earned) against Nebraska (3/13)... had a career-high eight strikeouts to one walk... made his first career weekend start against No. 18/21 Michigan (3/7), allowing three runs over three innings.

CAREER STATS

YEAR	ERA	W-L	APP	GS	CG	SHO	SV	IP	H	R	ER	BB	SO
2019	6.62	1-0	15	0	0	0/0	0	17.2	21	15	13	11	8
2020	4.50	1-2	5	0	0	0/0	0	10.0	11	9	5	4	13
2021	6.43	2-5	13	10	1	0/0	0	49.0	55	40	35	31	49
TOTALS	6.22	4-7	33	10	1	0/0	0	76.2	87	64	53	46	70

Instagram: UIBaseball




Twitter: @UIBaseball



Facebook: iowabaseball

13 MICHAEL SEEGERS

Fr. • IF • 5-10 • 160 • R/R
Oconomowoc, Wis. • Home School



2021 GAME-BY-GAME STATS

#13 Michael Seegers - 30 games (All games)

Date	Opponent	Pos	AB	R	H	RBI	2B	3B	HR	BB	SB	CS	HBP	SAC	SF	GDP	K	PO	A	E	Avg
Mar 06	vs Michigan	*of	4	0	0	0	0	0	0	0	0	0	0	0	0	1	1	1	0	0	.000
Mar 07	vs Michigan-2	2b	1	0	0	0	0	0	0	0	0	0	0	0	0	0	0	0	1	0	.000
Mar 08	vs Michigan	ss	1	0	0	0	0	0	0	0	0	0	0	0	0	0	0	0	0	0	.000
Mar 12	vs Ohio State	*ss	3	1	0	1	0	0	0	1	0	0	0	1	0	0	1	0	1	0	.000
Mar 14	vs Nebraska	ss	1	0	0	0	0	0	0	0	0	0	0	0	0	0	0	1	1	0	.000
Mar 20	NEBRASKA	2b	1	0	0	0	0	0	0	0	0	0	0	0	0	0	0	0	0	0	.000
Mar 26	at Ohio State	pr/ss	1	0	0	1	0	0	0	0	0	0	0	0	0	0	0	1	1	0	.000
Mar 27	at Ohio State	*of/ss	4	0	0	0	0	0	0	1	1	0	0	0	0	0	0	1	3	1	.000
Mar 27	vs Maryland	ss	0	0	0	0	0	0	0	0	0	0	0	0	0	0	0	0	0	0	.000
Mar 28	vs Maryland	*ss	3	0	0	0	0	0	0	0	0	0	0	0	0	0	0	2	1	2	.000
Apr 02	at Purdue	*of	3	0	0	0	0	0	0	0	0	0	0	0	0	0	0	1	0	0	.000
Apr 04	at Purdue	pr/of	1	1	1	0	0	0	0	0	1	0	0	0	0	0	0	0	1	0	.043
Apr 11	MINNESOTA-1	of	0	0	0	0	0	0	0	0	0	0	0	0	0	0	0	0	0	0	.043
Apr 11	MINNESOTA-2	pr/2b	2	2	2	1	0	0	0	0	0	0	0	0	0	0	0	0	1	0	.120
Apr 16	at Rutgers	of	0	0	0	0	0	0	0	0	0	0	0	0	0	0	0	0	1	0	.120
Apr 18	at Rutgers	of	0	0	0	0	0	0	0	0	0	0	0	0	0	0	0	0	0	0	.120
Apr 25	NORTHWESTERN	ss	0	0	0	0	0	0	0	0	0	0	0	0	0	0	0	0	0	0	.120
Apr 26	NORTHWESTERN	pr/of	0	1	0	0	0	0	0	0	0	0	0	0	0	0	0	0	0	0	.120
Apr 30	at Indiana	2b	0	0	0	0	0	0	0	0	0	0	0	0	0	0	0	0	0	0	.120
May 01	at Indiana	ss	1	0	0	0	0	0	0	0	0	0	0	0	0	1	0	0	0	0	.115
May 07	PENN STATE	2b	0	0	0	0	0	0	0	0	0	0	0	0	0	0	0	0	0	0	.115
May 14	ILLINOIS	2b	0	0	0	0	0	0	0	0	0	0	0	0	0	0	0	0	0	0	.115
May 15	ILLINOIS	ph/ss	1	0	0	0	0	0	0	0	0	0	0	0	0	0	0	0	0	1	.111
May 16	ILLINOIS	ss	0	0	0	0	0	0	0	1	0	0	0	0	0	0	0	0	0	0	.111
May 21	at Northwestern	*ss	3	1	0	0	0	0	0	1	0	0	0	0	0	0	0	0	1	3	.100
May 22	at Northwestern	*ss	4	2	3	0	1	0	0	0	0	0	0	0	0	0	0	1	0	4	.176
May 23	at Northwestern	*ss	4	1	0	1	0	0	0	0	1	0	0	0	0	0	0	1	1	1	.158
May 28	at Michigan State	*ss	3	2	0	1	0	0	0	2	0	0	0	0	0	0	2	4	0	0	.146
May 29	at Michigan State	*ss	4	1	0	0	0	0	0	1	0	0	0	0	0	1	1	0	2	0	.133
May 30	at Michigan State	*ss	4	1	0	0	0	0	0	0	0	0	0	1	0	0	1	1	4	0	.122
Totals		11gs	49	13	6	5	1	0	0	7	3	0	0	2	0	3	12	17	21	1	.122

On base pct. .232 • Slugging pct. .143

CAREER-HIGHS

AB: 4, 6X, LAST AT MICHIGAN STATE, 5/30/21

H: 3 AT NORTHWESTERN, 5/22/21

R: 2, 3X, LAST AT MICHIGAN STATE, 5/28/21

2B: 1 AT NORTHWESTERN, 5/22/21

3B: --

HR: --

RBI: 1, 5X, LAST AT MICHIGAN STATE, 5/28/21

BB: 2 AT MICHIGAN STATE, 5/28/21

SB: 1, 3X, LAST AT NORTHWESTERN, 5/23/21

SEASON HIGHLIGHTS

- Started 11 games -- eight at shortstop and three in left field -- and appeared in 30 contests... hit .122 (6-of-49) with 13 runs and five RBIs... started the final six games of the regular season at Northwestern (5/21-23) and at Michigan State (5/28-30)... went 3-for-4 with a double and two runs scored in game two (5/22) at Northwestern... had his first career multi-hit game, going 2-for-2 with an RBI and two runs scored in the series finale against Minnesota (4/11)... had his first career hit and stole a base in the series finale at Purdue (4/4)... had a safety squeeze RBI and scored a run against Ohio State (3/12)... made his first career start on Opening Day against No. 18/21 Michigan, starting in left field.
- 2019 Home School All-American... top 500 prospect by Perfect Game.

CAREER STATS

YEAR	AVG.	G-GS	AB	R	H	2B	3B	HR	RBIS	BB	HBP	SO	SB-A
2021	.122	30-11	49	13	6	1	0	0	5	7	0	12	3-3
TOTALS	.122	30-11	49	13	6	1	0	0	5	7	0	12	3-3

Instagram: [UIBaseball](#)




Twitter: [@UIBaseball](#)



Facebook: [iowabaseball](#)

14 ANDY NELSON

Fr. • UTIL • 6-0 • 190 • R/R
Winfield, Ill. • Wheaton North HS



2021 GAME-BY-GAME STATS

#14 Andy Nelson - 13 games (All games)

Date	Opponent	Pos	AB	R	H	RBI	2B	3B	HR	BB	SB	CS	HBP	SAC	SF	GDP	K	PO	A	E	Avg
Mar 07	vs Michigan-1	pr	0	0	0	0	0	0	0	0	0	0	0	0	0	0	0	0	0	0	.000
Mar 07	vs Michigan-2	3b	2	0	0	0	0	0	0	0	0	0	0	0	0	0	1	0	1	0	.000
Mar 26	at Ohio State	dh	0	1	0	0	0	0	0	1	0	0	0	0	0	0	0	0	0	0	.000
Apr 02	at Purdue	pr	0	1	0	0	0	0	0	0	0	0	0	0	0	0	0	0	0	0	.000
Apr 09	MINNESOTA	*dh	3	1	0	0	0	0	0	0	0	0	1	0	0	0	2	0	0	0	.000
Apr 11	MINNESOTA-2	ph/2b	1	0	1	0	0	0	0	0	0	0	0	0	0	0	0	0	0	0	.167
Apr 17	at Rutgers-2	pr/dh	1	1	0	0	0	0	0	0	0	0	0	0	0	0	1	0	0	0	.143
Apr 25	NORTHWESTERN	ph/dh	1	0	0	0	0	0	0	0	0	0	0	0	0	0	0	0	0	0	.125
May 15	ILLINOIS	ph	1	0	0	0	0	0	0	0	0	0	0	0	0	0	1	0	0	0	.111
May 21	at Northwestern	pr	0	0	0	0	0	0	0	0	0	0	0	0	0	0	0	0	0	0	.111
May 23	at Northwestern	pr	0	0	0	0	0	0	0	0	0	0	0	0	0	0	0	0	0	0	.111
May 28	at Michigan State	ph	1	0	0	0	0	0	0	0	0	0	0	0	0	0	0	0	0	0	.100
May 30	at Michigan State	ph/3b	1	0	0	0	0	0	0	0	0	0	0	0	0	0	0	0	0	0	.091
Totals		1gs	11	4	1	0	0	0	0	1	0	0	1	0	0	0	5	0	1	0	.091

On base pct. .231 • Slugging pct. .091

CAREER-HIGHS

AB: 3 vs. MINNESOTA, 4/9/21

H: 1 vs. MINNESOTA, 4/11/21

R: 1, 4X, LAST AT RUTGERS, 4/17/21

2B: --

3B: --

HR: --

RBI: --

BB: 1 AT OHIO STATE, 3/26/21

SB: --

SEASON HIGHLIGHTS

- Appeared in 13 games with one start... hit .091 (1-of-11) with four runs scored... notched his first career hit in the series finale against Minnesota (4/11)... made his first career start against Minnesota (4/9), serving as the designated hitter... walked and scored a run at Ohio State (3/26)... made his debut as a pinch runner against No. 18/21 Michigan (3/7).
- Rated as the No. 20 "Impact Freshman" in the Big Ten by D1Baseball.

CAREER STATS

YEAR	AVG.	G-GS	AB	R	H	2B	3B	HR	RBI	BB	HBP	SO	SB-A
2021	.091	13-1	11	4	1	0	0	0	0	1	1	5	0-0
TOTALS	.091	13-1	11	4	1	0	0	0	0	1	1	5	0-0

Instagram: [UIBaseball](#)



Twitter: [@UIBaseball](#)



Facebook: [iowabaseball](#)

16 TYLER SNEP

RS Fr. • C • 6-2 • 210 • L/R
Lake Zurich, Ill. • Lake Zurich HS



2021 GAME-BY-GAME STATS

#16 Tyler Snep - 15 games (All games)

Date	Opponent	Pos	AB	R	H	RBI	2B	3B	HR	BB	SB	CS	HBP	SAC	SF	GDP	K	PO	A	E	Avg
Mar 07	vs Michigan-1	*dh	1	0	1	0	1	0	0	1	0	0	0	0	0	0	0	0	0	0	1.000
Mar 07	vs Michigan-2	c	1	0	0	0	0	0	0	0	0	0	0	0	0	0	0	2	0	0	.500
Mar 08	vs Michigan	*dh	2	0	1	0	0	0	0	0	0	0	0	0	0	0	0	0	0	0	.500
Mar 12	vs Ohio State	ph/c	1	0	1	1	1	0	0	0	0	0	0	0	0	0	0	2	0	0	.600
Mar 13	vs Nebraska	*dh	2	0	1	0	0	0	0	2	0	0	0	0	0	0	0	0	0	0	.571
Mar 13	vs Ohio State Buckeye	*dh	3	0	0	0	0	0	0	2	0	0	0	0	0	0	0	2	0	0	.400
Mar 14	vs Nebraska	ph	1	0	1	0	0	0	0	1	0	0	0	0	0	0	0	1	0	0	.455
Mar 20	NEBRASKA	*dh	2	1	1	1	0	0	1	1	0	0	0	0	0	0	0	1	0	0	.462
Mar 21	NEBRASKA	*dh	2	2	2	3	0	0	1	3	0	0	0	0	0	0	0	0	0	0	.533
Mar 26	at Ohio State	*dh	3	0	0	0	0	0	0	0	0	0	0	0	0	0	1	1	0	0	.444
Mar 27	at Ohio State	*dh	3	1	2	2	0	0	1	1	0	0	0	0	0	0	0	1	0	0	.476
Mar 27	vs Maryland	*dh	4	0	0	1	0	0	0	0	0	0	0	0	0	0	0	3	0	0	.400
Mar 28	vs Maryland	*dh	3	1	1	0	0	0	0	1	0	0	0	0	0	0	0	1	0	0	.393
Apr 02	at Purdue	*dh	4	0	1	0	0	0	0	1	0	0	0	0	0	0	0	0	0	0	.375
Apr 03	at Purdue	*dh	5	0	0	0	0	0	0	0	0	0	0	0	0	0	3	0	0	0	.324
Totals			12gs	37	5	12	8	2	0	3	12	0	0	0	0	0	1	12	4	0	.324

On base pct. .490 • Slugging pct. .622

CAREER-HIGHS

AB: 5 AT PURDUE, 4/3/21

H: 2, 2X, LAST AT OHIO STATE, 3/27/21

R: 2 VS. NEBRASKA, 3/21/21

2B: 1, 3X, LAST VS. OHIO STATE, 3/12/21

3B: --

HR: 1, 3X, LAST AT OHIO STATE, 3/27/21

RBI: 3 VS. NEBRASKA, 3/21/21

BB: 3 VS. NEBRASKA, 3/21/21

SB: --

SEASON HIGHLIGHTS

• Missed the final 2/3 of the season with a back injury that was reinjured April 3 at Purdue... started 12 games -- all at designated hitter -- and appeared in 15 contests... posted a .490 on-base percentage... hit .324 (12-of-37) with two doubles, three home runs, and 12 walks... hit safely in 10 games... went 2-for-3 with a two-run home run -- his third in four games -- in a win over Ohio State (3/27)... hit .750 (3-for-4) with two home runs, four RBIs, and four walks in series against Nebraska (3/19-21)... hit a solo home run in game two (3/20) before going 2-for-2 with three RBIs, two runs scored and three walks in series finale... hit a two-run home run -- his second straight day with a blast... had an RBI pinch-hit RBI double in 4-0 win over Ohio State (3/12).

CAREER STATS

YEAR	AVG.	G-GS	AB	R	H	2B	3B	HR	RBI	BB	HBP	SO	SB-A
2020	.286	4-1	7	2	2	1	0	0	1	0	0	0	0-0
2021	.324	15-12	37	5	12	2	0	3	8	12	0	12	0-0
TOTALS	.318	19-13	44	7	14	3	0	3	9	12	0	12	0-0

Instagram: UIBaseball



Twitter: @UIBaseball



Facebook: iowabaseball

17 DYLAN NEDVED

RS Jr. • IF/RHP • 6-2 • 190 • R/R
Shawnee, Kan. • Hutchinson CC • Shawnee Mission NW HS



CAREER-HIGHS

AB: 5, 5X, LAST AT INDIANA, 5/2/21

H: 4 vs. MINNESOTA, 4/11/21

R: 3 AT INDIANA, 5/2/21

2B: 2, 2X, LAST AT PURDUE, 4/4/21

3B: 1, 2X, LAST vs. MINNESOTA, 4/11/21

HR: 1 vs. MINNESOTA, 4/11/21

RBI: 4 vs. GEORGETOWN, 3/7/20

BB: 3 AT MICHIGAN STATE, 5/28/21

SB: 2 vs. ILLINOIS, 5/16/21

PITCHING

IP: 3.1 AT PURDUE, 4/2/21

H: 3, 3X, LAST AT NORTHWESTERN, 5/22/21

R: 5 AT RUTGERS, 4/18/21

ER: 5 AT RUTGERS, 4/18/21

SO: 5 AT PURDUE, 4/2/21

BB: 3 vs. NORTHWESTERN, 4/26/21

2021 GAME-BY-GAME STATS

#17 Dylan Nedved - 41 games (All games)

Date	Opponent	Pos	AB	R	H	RBI	2B	3B	HR	BB	SB	CS	HBP	SAC	GF	GDP	K	PO	A	E	Avg	
Mar 06	vs Michigan	*ss	3	0	0	0	0	0	0	0	0	0	0	0	0	0	0	0	0	1	.000	
Mar 07	vs Michigan-1	p	0	0	0	0	0	0	0	0	0	0	0	0	0	0	0	0	0	0	.000	
Mar 07	vs Michigan-2	*ss	2	0	0	0	0	0	0	0	0	0	0	0	0	0	0	1	1	0	.000	
Mar 12	vs Ohio State	*2b/p	3	0	1	0	0	0	0	0	0	0	0	0	0	0	0	0	0	0	.125	
Mar 13	vs Nebraska	*ss	3	0	1	0	0	0	0	0	0	0	0	0	0	0	0	2	3	0	.182	
Mar 13	vs Ohio State Buckeye	*ss	4	1	0	0	0	0	0	1	1	0	0	0	0	0	0	1	0	4	.133	
Mar 14	vs Nebraska	*ss/p	4	0	0	0	0	0	0	0	0	0	0	0	0	0	1	0	0	0	.105	
Mar 19	NEBRASKA	*ss	2	0	0	0	0	0	0	0	0	0	0	0	1	0	0	0	2	3	.095	
Mar 20	NEBRASKA	ph/2b	2	2	1	0	0	0	0	0	0	0	0	0	0	0	0	0	2	3	.130	
Mar 21	NEBRASKA	*ss	4	1	2	0	0	0	0	0	0	0	0	0	0	0	0	0	0	1	.185	
Mar 26	at Ohio State	*ss/2b	4	0	2	1	0	0	0	0	0	0	0	0	0	0	0	0	0	0	.226	
Mar 27	at Ohio State	*ss/p	3	0	0	0	0	0	0	0	0	0	0	0	0	0	0	2	2	0	.206	
Mar 27	vs Maryland	*ss/p	5	0	0	0	0	0	0	0	0	0	0	0	0	0	1	1	3	0	.179	
Mar 28	vs Maryland	ph/ss	1	1	0	0	0	0	0	1	0	0	0	0	0	0	0	0	1	1	.175	
Apr 03	at Purdue	*2b	4	1	2	0	0	0	0	0	0	0	0	0	0	0	0	1	3	5	.205	
Apr 04	at Purdue	*2b/p	5	3	2	2	0	0	0	0	0	0	0	0	0	0	0	0	2	3	.245	
Apr 09	MINNESOTA	*of	3	1	0	0	0	0	0	0	0	0	0	0	0	0	0	2	2	0	.231	
Apr 11	MINNESOTA-1	*of/p	4	2	4	1	0	1	1	0	0	0	0	0	0	0	0	2	0	0	.286	
Apr 11	MINNESOTA-2	*of	3	2	2	0	0	0	0	0	0	0	0	0	0	0	0	0	1	0	.305	
Apr 16	at Rutgers	*of/p	5	0	3	3	1	0	0	1	0	0	0	0	0	0	0	0	1	0	.328	
Apr 17	at Rutgers-1	*of	2	0	0	0	0	0	0	0	0	0	0	0	0	0	0	0	0	0	.318	
Apr 17	at Rutgers-2	*of	4	1	0	0	0	0	0	0	0	0	0	0	0	0	0	0	0	0	.300	
Apr 18	at Rutgers	*of/p	4	0	0	0	0	0	0	1	0	0	0	0	0	0	0	0	3	0	.284	
Apr 23	MARYLAND	*2b/p	3	0	0	0	0	0	0	0	0	0	0	0	0	0	0	3	1	0	.273	
Apr 24	MARYLAND	*of	4	1	2	3	1	0	0	0	0	0	0	0	0	0	0	1	3	0	.284	
Apr 25	NORTHWESTERN	*2b	3	1	2	1	0	0	0	0	0	0	0	0	0	0	0	0	2	4	.298	
Apr 26	NORTHWESTERN	*2b/p	2	1	0	0	0	0	0	0	0	0	0	0	0	0	0	0	1	0	.291	
Apr 30	at Indiana	*2b/p	4	0	0	0	0	0	0	0	0	0	0	0	0	0	0	1	5	4	.278	
May 01	at Indiana	*2b	4	0	0	0	0	0	0	0	0	0	0	0	0	0	0	1	2	2	.266	
May 02	at Indiana	*2b	5	3	2	0	0	0	0	0	0	0	0	0	0	0	0	0	1	0	.273	
May 07	PENN STATE	*2b/p	4	0	0	0	0	0	0	0	0	0	0	0	0	0	0	0	1	2	.262	
May 08	PENN STATE-1	*2b	2	1	0	0	0	0	0	0	0	0	0	0	0	0	0	0	1	2	.257	
May 08	PENN STATE-2	*2b/p	3	2	0	0	0	0	0	0	0	0	0	0	0	0	0	0	3	4	.250	
May 14	ILLINOIS	*2b/p	3	0	1	0	0	0	0	0	0	0	0	0	0	0	0	0	0	0	.252	
May 15	ILLINOIS	*2b	2	0	0	0	0	0	0	0	0	0	0	0	0	0	0	0	1	0	.248	
May 16	ILLINOIS	*2b/ss	3	1	1	0	0	0	0	0	2	0	0	0	0	0	0	0	1	3	.250	
May 21	at Northwestern	*2b	3	0	1	1	0	0	0	0	0	0	0	0	0	0	0	0	2	3	.252	
May 22	at Northwestern	*2b/p	3	0	0	0	0	0	0	0	0	0	0	0	0	0	0	0	0	0	.246	
May 26	at Michigan State	*2b	1	1	1	2	0	0	0	0	0	0	0	0	0	0	0	0	0	1	.252	
May 29	at Michigan State	*2b/p	3	0	0	0	0	0	0	0	0	0	0	0	0	0	0	0	0	0	.246	
May 30	at Michigan State	*2b	3	1	0	0	0	0	0	0	0	0	0	0	0	0	0	0	2	1	.240	
Totals			369	129	27	31	23	8	2	1	20	10	1	5	6	6	8	7	54	66	4	.240

On base pct. .350 • Slugging pct. .357

#17 Dylan Nedved - 20 appearances (All games)

Date	Opponent	GS	IP	H	R	ER	BB	SO	2B	3B	HR	WP	BK	HBP	IBB	Score	W-L	Sv	ERA	NP	
Mar 07	vs Michigan-1		2.0	1	0	0	0	2	0	0	0	0	0	0	0	0	8-3	1-0	0	.000	29
Mar 12	vs Ohio State		0.2	0	0	0	0	1	0	0	0	0	0	0	0	0	4-0	1-0	1	.000	9
Mar 14	vs Nebraska		3.0	2	0	0	0	2	1	0	0	0	0	0	0	0	3-1	-0-	2	.000	39
Mar 20	NEBRASKA		1.2	1	0	0	0	1	0	0	0	0	0	0	0	0	8-10	1-0	2	.000	19
Mar 27	at Ohio State		2.0	0	0	0	0	0	0	0	0	0	0	0	0	0	5-1	1-0	3	.000	12
Mar 27	vs Maryland		1.0	1	0	0	0	1	0	0	0	0	0	0	1	0	6-4	1-0	0	.000	19
Apr 02	at Purdue		3.1	1	0	0	0	5	0	0	0	0	0	0	0	0	4-2	2-0	4	.000	43
Apr 04	at Purdue		1.2	3	3	3	0	0	1	0	0	0	0	0	0	0	8-5	2-0	4	.176	25
Apr 11	MINNESOTA-1		2.0	2	0	0	0	2	1	0	0	0	0	0	0	0	6-1	2-0	5	.156	22
Apr 16	at Rutgers		1.0	2	2	2	0	0	1	0	0	0	0	0	0	0	14-12	2-0	5	.245	24
Apr 18	at Rutgers		0.0	3	5	0	0	0	0	0	0	0	0	0	0	0	7-8	2-0	0	.491	18
Apr 23	MARYLAND		3.0	1	0	0	1	3	0	0	0	0	0	0	0	0	6-2	2-0	6	.422	37
Apr 26	NORTHWESTERN		2.2	2	1	1	3	4	1	0	0	0	0	0	0	0	12-9	3-0	6	.412	50
Apr 30	at Indiana		2.0	2	2	2	1	1	2	0	0	0	0	0	0	0	6-5	3-0	7	.450	32
May 07	PENN STATE		1.0	0	0	0	0	2	0	0	0	0	0	0	0	0	5-0	3-0	8	.433	15
May 08	PENN STATE-2		1.2	1	0	0	0	1	1	0	0	0	0	0	0	0	4-5	-0-	8	.408	36
May 14	ILLINOIS		1.1	2	1	1	0	3	1	0	0	0	0	0	0	0	5-4	4-0	8	.420	24
May 16	ILLINOIS		2.0	1	0	0	0	1	2	1	0	0	0	0	0	0	2-6	4-0	8	.394	21
May 22	at Northwestern		1.0	3	2	2	0	1	0	0	0	0	0	0	0	0	4-5	4-1	8	.436	9
May 29	at Michigan State		1.1	1	1	0	0	2	0	0	0	0	0	0	0	0	7-4	1-0	9	.419	22
Totals			0	34.1	29	16	18	11	31	12	0	1	0	4	2	123	89	4-1	9	4.19	-

SEASON HIGHLIGHTS

• Two-way player as a utility player and relief pitcher... went 4-1 with a 4.19 ERA with nine saves over 20 appearances, spanning 34 1/3 innings... nine saves were second in the Big Ten and are tied for the fourth-most in a single season in school history ... opened the season with 14 1/3 innings of shutdown baseball... has started 38 games -- 19 at second base, 10 at shortstop, and eight in left field... hit .240 (31-of-129) with eight doubles, two triples, one home run, 27 runs and 23 RBIs... has 10 multi-hit games and has hit safely in 17 contests... went 10-of-11 on the base paths... recorded his ninth save, getting the final four outs at Michigan State (5/29)... went 1-for-1 with two RBIs and had three walks in game one at Michigan State (5/28)... notched his fourth win allowing one run on two hits in series opener against Illinois (5/14)... also pitched two shutout innings in series finale (5/16)... tallied his eighth save, pitching a perfect ninth in series opener against Penn State (5/7)... went 2-for-5 with a career-high three runs in series finale at Indiana (5/2)... recorded his seventh save, in series opener at Indiana (4/30)... hit .333 (4-of-12) with six RBIs in Maryland/Northwestern pod (4/23-26) and went 1-0 with a 1.59 ERA with one save in two appearances... notched his sixth save, allowing one hit over three shutout innings and fanning three against Maryland (4/23)... went 2-for-4 with a double and three RBIs against Maryland (4/24) and was 2-for-3 with a double and RBI against Northwestern (4/25)... notched his third win, allowing one run on two hits over 2 2/3 innings in the walk-off win over Northwestern (4/26)... went 3-for-5 with three RBIs in series opener at Rutgers (4/16)... hit a team-best .600 (6-of-10) with five runs and three extra base hits in the three-game sweep of Minnesota (4/9-11)... hit for the cycle across the April 11 doubleheader... hit his first career home run and doubled, finishing 4-for-4 with two runs scored in game one of DH... four hits were a career-high... also pitched two innings on the mound, scattering two hits, to tally his fifth save... tripled in game two of twin bill, going 2-for-3 with two runs in game two... hit .556 (5-of-9) with two RBIs and two runs scored at Purdue (4/3-4)... went 2-for-4 in game one and 3-for-5 with two doubles and two RBIs in the finale... notched his second win in game one at Purdue, allowing one hit over 3 1/3 shutout innings... made two appearances on March 27, logging three innings in wins over Ohio State and Maryland to notch his third and fourth saves... had his first multi-hit game of season, going 2-for-4 in series finale against Nebraska (3/21)... pitched a career-high three innings, scattering two hits and fanning two to earn his second save in the 3-1 win over Nebraska (3/14)... tallied his first save, getting the final two outs vs. Ohio State (3/12), completing the two-hit shutout... notched the win on the mound against No. 18/21 Michigan (3/7), allowing one hit over two shutout innings.

CAREER STATS

YEAR	AVG.	G-GS	AB	R	H	2B	3B	HR	RBIS	BB	HBP	SO	SB-A
2020	.308	12-10	39	10	12	4	0	0	11	4	2	7	1-1
2021	.240	40-38	129	27	31	8	2	1	23	20	5	17	10-11
TOTALS	.256	52-48	168	37	43	12	2	1	34	24	7	24	11-12

YEAR	ERA	W-L	APP	GS	CG	SHO	SV	IP	H	R	ER	BB	SO
2020	1.35	1-0	5	0	0	0/0	0	6.2	2	1	1	3	7
2021	4.19	4-1	20	0	0	0/1	9	34.1	29	16	16	11	31
TOTALS	3.73	5-1	25	0	0	0/1	9	41.0	31	17	17	14	38

19 BEN PROBST

RS So. • RHP • 6-1 • 205 • R/R
Urbandale, Iowa • Dowling Catholic HS



2021 GAME-BY-GAME STATS

#19 Ben Probst - 9 appearances (All games)

Date	Opponent	GS	IP	H	R	ER	BB	SO	2B	3B	HR	WP	BK	HBP	IBB	Score	W-L	Sv	ERA	NP
Mar 08	vs Michigan		1.0	1	0	0	0	1	0	0	0	0	0	0	0	4-11	0-0	0	0.00	11
Mar 12	vs Ohio State		0.1	0	0	0	2	0	0	0	0	0	0	0	0	4-0	0-0	0	0.00	19
Mar 21	NEBRASKA		1.0	0	0	0	0	1	0	0	0	0	0	0	0	8-13	0-0	0	0.00	-
Mar 28	vs Maryland		1.0	0	0	0	1	0	0	0	0	0	0	0	0	11-2	0-0	0	0.00	13
Apr 09	MINNESOTA		1.1	0	0	0	2	1	0	0	0	0	0	0	0	7-1	0-0	0	0.00	28
Apr 17	at Rutgers-2		1.0	0	0	0	0	0	0	0	0	0	0	0	0	8-1	0-0	0	0.00	12
Apr 24	MARYLAND		1.0	1	1	1	1	0	0	0	0	0	0	0	0	6-8	0-0	0	1.35	19
May 02	at Indiana		0.2	0	1	1	2	0	0	0	0	0	0	0	0	8-12	0-0	0	2.45	14
May 15	ILLINOIS		0.0	0	1	1	2	0	0	0	0	0	0	0	0	1-14	0-0	0	3.68	11
Totals		0	7.1	2	3	3	10	3	0	0	0	0	0	0	0	57-62	0-0	0	3.68	-

CAREER-HIGHS

IP: 2.1 vs. MISSOURI, 5/1/18
H: 4, 3X, LAST AT NORTHWESTERN, 5/13/18
R: 4 vs. MISSOURI, 5/1/18
ER: 4 vs. MISSOURI, 5/1/18
SO: 4 vs. MILWAUKEE, 4/25/18
BB: 2, 9X, LAST vs. ILLINOIS, 5/15/21

SEASON HIGHLIGHTS

- Went 0-0 with a 3.68 ERA in nine appearances, spanning 7 1/3 innings... allowed two hits and opponents hit .100... issued 10 walks to three strikeouts... didn't allow a run and allowed one hit over his first six appearances... got an out in Iowa's two-hit shutout against Ohio State (3/12)... touched 96 on the opening weekend against No. 18/22 Michigan.
- Rated as the 21st-best prospect in the Big Ten for the 2021 MLB Draft by D1Baseball.
- Missed a majority of 2019 season following Tommy John surgery.

CAREER STATS

YEAR	ERA	W-L	APP	GS	CG	SHO	SV	IP	H	R	ER	BB	SO
2018	4.35	1-0	16	0	0	0/1	0	20.2	25	13	10	9	21
2019	6.00	0-0	2	0	0	0/0	0	3.0	1	2	2	2	2
2020	3.38	0-0	4	0	0	0/0	0	2.2	2	1	1	4	3
2021	3.68	0-0	9	0	0	0/1	0	7.1	2	3	3	10	3
TOTALS	4.28	1-0	31	0	0	0/2	0	33.2	30	19	16	25	29

Instagram: [UIBaseball](#)



Twitter: [@UIBaseball](#)



Facebook: [iowabaseball](#)

20 IZAYA FULLARD

RS Jr. • IF/OF • 5-11 • 230 • R/R

North Liberty, Iowa • Kirkwood CC • Iowa City West HS



2021 GAME-BY-GAME STATS

#20 Izaya Fullard - 44 games (All games)

Date	Opponent	Pos	AB	R	H	RBI	2B	3B	HR	BB	SB	CS	HBP	SAC	SF	GDP	K	PO	A	E	Avg	
Mar 06	vs Michigan	*2b	4	0	0	0	0	0	0	0	0	0	0	0	0	0	0	3	6	1	0	.000
Mar 07	vs Michigan-1	*2b	3	2	1	0	1	0	0	1	0	0	0	0	0	0	1	1	6	0	0	.143
Mar 07	vs Michigan-2	*2b	2	0	0	0	0	0	0	1	0	0	0	0	0	0	0	1	0	0	0	.111
Mar 08	vs Michigan	*2b	4	1	1	0	0	0	0	0	0	0	0	0	0	0	1	2	3	0	0	.154
Mar 12	vs Ohio State	*1b	5	0	0	0	0	0	0	0	0	0	0	0	0	0	1	5	0	0	0	.111
Mar 13	vs Nebraska	*2b	4	0	0	0	0	0	0	0	0	0	0	0	0	0	1	0	0	0	0	.091
Mar 13	vs Ohio State Buckeye	*2b/1b	3	0	1	0	0	0	0	1	0	0	0	0	0	0	0	4	0	1	0	.120
Mar 14	vs Nebraska	*1b	3	0	2	0	1	0	0	0	0	0	0	0	0	0	0	9	1	0	0	.179
Mar 19	NEBRASKA	*1b	4	0	0	0	1	0	0	0	0	0	0	0	0	0	1	6	0	0	0	.188
Mar 20	NEBRASKA	*2b	2	0	0	0	0	0	0	0	0	0	0	0	0	0	2	2	0	0	0	.176
Mar 21	NEBRASKA	ph	1	0	0	0	0	0	0	0	0	0	0	0	0	0	0	0	0	0	0	.171
Mar 26	at Ohio State	ph/2b	1	0	0	0	0	0	0	1	0	0	0	0	0	0	1	0	1	2	0	.167
Mar 27	at Ohio State	*2b	3	0	1	0	0	0	0	1	0	0	1	1	0	0	0	2	5	1	0	.179
Mar 27	vs Maryland	*2b	4	1	3	0	1	0	0	0	0	0	0	0	0	0	0	1	0	3	0	.233
Mar 28	vs Maryland	*2b	4	1	1	0	0	0	0	0	0	0	0	0	0	0	0	2	3	0	0	.234
Apr 02	at Purdue	*2b	2	0	0	0	0	0	0	1	0	0	1	1	0	0	0	0	0	0	0	.224
Apr 03	at Purdue	ph	1	0	0	0	0	0	0	0	0	0	0	0	0	0	0	0	0	0	0	.220
Apr 04	at Purdue	*dh/2b	5	1	1	1	0	0	0	0	0	0	0	0	0	0	0	1	0	0	0	.218
Apr 09	MINNESOTA	*2b	1	1	0	0	0	0	0	4	0	0	0	0	0	0	0	1	3	0	0	.214
Apr 11	MINNESOTA-1	*2b	4	0	1	0	0	0	0	0	0	0	0	0	0	1	0	1	5	1	0	.217
Apr 11	MINNESOTA-2	*2b	4	1	2	1	1	0	0	0	0	0	0	0	0	0	0	2	3	1	0	.234
Apr 16	at Rutgers	*2b	5	2	2	2	0	0	0	1	0	0	0	0	0	0	0	0	2	0	0	.246
Apr 17	at Rutgers-1	*2b	3	2	2	1	0	0	1	0	0	0	0	0	0	0	0	2	1	1	0	.264
Apr 17	at Rutgers-2	*2b	5	0	3	1	1	0	0	0	0	0	0	0	0	0	0	1	2	3	0	.286
Apr 18	at Rutgers	*2b	3	0	0	0	0	0	0	2	0	0	0	0	0	0	0	0	4	0	0	.275
Apr 23	MARYLAND	*dh/2b	4	1	1	0	0	0	0	1	0	0	0	0	0	0	0	1	1	1	0	.274
Apr 24	MARYLAND	*2b	5	0	2	0	0	0	0	0	0	0	0	0	0	0	0	3	2	0	0	.281
Apr 25	NORTHWESTERN	*dh	5	0	2	1	0	0	0	0	0	0	0	0	0	0	0	1	0	0	0	.287
Apr 26	NORTHWESTERN	*dh/2b	6	2	3	2	1	0	1	0	0	0	0	0	0	0	0	0	0	0	0	.300
Apr 30	at Indiana	*1b	5	0	1	0	0	0	0	0	0	0	0	0	0	0	0	1	6	1	0	.295
May 01	at Indiana	*1b	3	1	2	1	0	0	0	2	0	0	0	0	0	0	0	10	0	0	0	.306
May 02	at Indiana	*1b	5	1	3	1	1	0	1	0	0	0	0	0	0	0	0	1	12	1	0	.319
May 07	PENN STATE	*1b	4	1	2	1	0	0	1	0	0	0	0	0	0	0	1	0	6	0	0	.325
May 08	PENN STATE-1	*1b	5	0	1	0	0	0	0	0	0	0	0	0	0	0	1	1	4	0	0	.320
May 08	PENN STATE-2	*1b/2b	5	0	2	2	0	0	0	0	0	0	0	0	0	0	0	0	8	0	0	.323
May 14	ILLINOIS	*1b	4	1	2	0	0	0	0	1	0	0	0	0	0	0	0	2	5	0	1	.328
May 15	ILLINOIS	*1b/2b	2	1	0	0	0	0	0	2	0	0	0	0	0	0	0	2	6	0	0	.323
May 16	ILLINOIS	*1b/2b	4	0	1	2	0	0	0	0	0	0	0	0	0	0	0	1	12	2	0	.321
May 21	at Northwestern	*1b	4	1	1	1	0	0	1	1	0	0	0	0	0	0	0	0	11	1	0	.319
May 22	at Northwestern	*1b/2b	4	0	1	1	0	0	0	0	0	0	0	0	0	1	0	0	10	0	0	.317
May 23	at Northwestern	*2b	4	0	0	0	0	0	0	0	0	0	1	0	0	0	0	2	2	1	0	.309
May 28	at Michigan State	*1b	6	1	1	2	0	0	0	0	0	0	0	0	0	0	1	1	6	2	0	.303
May 29	at Michigan State	*1b/2b	4	0	0	0	0	0	0	1	1	0	0	0	0	0	0	0	5	3	0	.296
May 30	at Michigan State	*1b	3	3	1	1	1	0	0	0	0	0	2	0	0	0	0	1	10	3	0	.296
Totals		41gs	162	25	48	21	9	0	5	22	1	0	5	1	1	7	23	168	67	6	0	.296

On base pct. .395 • Slugging pct. .444

CAREER-HIGHS

AB: 6, 3X, LAST AT MICHIGAN STATE, 5/30/21

H: 4, 2X, LAST VS. GEORGETOWN, 3/7/20

R: 4 VS. GEORGETOWN, 3/7/20

2B: 2 AT OHIO STATE, 4/27/19

3B: 1 VS. GRAND VIEW, 3/3/20

HR: 2 VS. UC IRVINE, 5/3/19

RBI: 5, 2X, LAST VS. GEORGETOWN, 3/7/20

BB: 4 VS. MINNESOTA, 4/9/21

SB: 2 VS. CHICAGO STATE, 3/20/19

SEASON HIGHLIGHTS

• Third-team All-Big Ten selection... preseason All-Big Ten selection by Perfect Game... started 41 games -- 20 at second base, 17 at first base and four as the designated hitter... hit .296 (48-of-162) with nine doubles, five home runs, 25 runs and 21 RBIs... went 1-for-4 with a solo home run -- his fifth of the season -- in the series opener at Northwestern (5/21)... finished with a .357 (5-of-14) average with two multi-hit games against Penn State (5/7-8)... went 2-for-4 with a home run -- his fourth of the season -- in game one... hit .462 (6-of-13) at Indiana (4/30-5/2) with two multi-hit games... went 2-for-3 in game two and 3-for-5 with a double and home run in series finale... posted a .400 average (8-of-20) with three RBIs in Maryland/Northwestern pod (4/23-26)... had three straight multi-hit games, finishing 2-for-5 against Maryland (4/24), 2-for-5 against Northwestern (4/25) and 3-for-6 with a double and home run -- his second of the season -- and two RBIs and two runs scored... hit a team-best .438 (7-of-16) with a home run, four RBIs and four runs scored in taking three of four games at Rutgers (4/16-18)... collected three multi-hit games, raising his batting average 41 points over the weekend... went 2-for-5 with two RBIs in opener with the go-ahead two-run single in the ninth inning... also went 2-for-3 with a home run in game two and was 3-for-5 with a double and RBI in game three... tallied his third multi-hit game, going 2-for-4 with a double, RBI and run scored in series finale against Minnesota (4/11)... tied a school record, drawing four walks in the series opener against Minnesota (4/9)... hit .417 (5-of-12) in the Columbus Big Ten pod... had three hits, finishing 3-for-4 with a double in the win over Maryland (3/27)... went 2-for-3 with a double in 3-1 win over Nebraska (3/14).

• Hit .400 (24-of-60) with a team-best 21 RBIs and 19 runs scored in 2020... hit safely in 11 games with seven multi-hit contests... also had six multi-run and six multi RBI games... ranked in top 14 in Big Ten in seven categories -- first in RBIs (21), tied for second in runs (19), eighth in batting average (.400), ninth in slugging (.583), tied for ninth in hits (24), tied for 11th in total bases and 14th in on-base percentage (.449).

• Elected to return to school despite getting a free agent opportunity with the St. Louis Cardinals.

• First-team All-American in 2018 at Kirkwood CC.

CAREER STATS

YEAR	AVG.	G-GS	AB	R	H	2B	3B	HR	RBIS	BB	HBP	SO	SB-A
2019	.307	52-50	199	32	61	8	0	5	31	22	2	25	5-5
2020	.400	15-15	60	19	24	3	1	2	21	5	2	7	2-3
2021	.296	44-41	162	25	48	9	0	5	21	22	5	23	1-1
TOTALS	.316	111-106	421	76	133	20	1	12	73	49	9	55	8-9

Instagram: UIBaseball



Twitter: @UIBaseball



Facebook: iowabaseball

22 TYSON JAMES

Fr. • RHP • 6-4 • 255 • R/R
Webster Groves, Mo. • Webster Groves HS



2021 GAME-BY-GAME STATS

#22 Tyson James - 6 appearances (All games)

Date	Opponent	GS	IP	H	R	ER	BB	SO	2B	3B	HR	WP	BK	HBP	IBB	Score	W-L	Sv	ERA	NP
Mar 07	vs Michigan-2		1.0	1	0	0	1	2	0	0	0	1	0	0	0	0-7	0-0	0	0.00	28
Apr 11	MINNESOTA-2		1.0	0	0	0	3	1	0	0	0	0	0	0	0	18-0	0-0	0	0.00	28
Apr 25	NORTHWESTERN		1.0	2	1	1	0	1	2	0	0	0	0	0	0	15-4	0-0	0	3.00	19
May 01	at Indiana		0.1	0	2	2	2	0	0	0	0	0	0	0	0	6-12	0-0	0	8.10	14
May 15	ILLINOIS		2.1	3	2	0	1	4	1	0	0	0	0	1	0	1-14	0-0	0	4.76	46
May 30	at Michigan State		0.1	0	0	0	0	0	0	0	0	0	0	0	0	11-3	0-0	0	4.50	4
Totals		0	6.0	6	5	3	7	8	3	0	0	1	0	1	0	51-40	0-0	0	4.50	-

CAREER-HIGHS

IP: 2.1 vs. ILLINOIS, 5/15/21

H: 3 vs. ILLINOIS, 5/15/21

R: 2, 2X, LAST vs. ILLINOIS, 5/15/21

ER: 2 AT INDIANA, 5/1/21

SO: 4 vs. ILLINOIS, 5/15/21

BB: 3 vs. MINNESOTA, 4/11/21

SEASON HIGHLIGHTS

- Went 0-0 with a 4.50 ERA in six appearances... allowed five runs (three earned) on six hits over six innings... had eight strikeouts to seven walks... logged a career-high 2 1/3 innings against Illinois, fanning four... pitched one inning in Iowa's combined shutout of Minnesota (4/11)... made his Iowa debut against No. 18/21 Michigan, striking out two in one scoreless inning... rated as the No. 29 "Impact Freshman" in the Big Ten by D1Baseball.
- Top 500 prospect by Perfect Game... will pitch in the Appalachian League in the summer of 2021.

CAREER STATS

YEAR	ERA	W-L	APP	GS	CG	SHO	SV	IP	H	R	ER	BB	SO
2021	4.50	0-0	6	0	0	0/1	0	6.0	6	5	3	7	8
TOTALS	4.50	0-0	6	0	0	0/1	0	6.0	6	5	3	7	8

Instagram: [UIBaseball](#)



Twitter: [@UIBaseball](#)



Facebook: [iowabaseball](#)

25 PAUL VOSSEN

RS Fr. • OF • 5-9 • 160 • L/R
Reno, Nev. • Bishop Manogue Catholic HS



2021 GAME-BY-GAME STATS

#25 Paul Vossen - 11 games (All games)

Date	Opponent	Pos	AB	R	H	RBI	2B	3B	HR	BB	SB	CS	HBP	SAC	SF	GDP	K	PO	A	E	Avg
Mar 07	vs Michigan-2	of	2	0	0	0	0	0	0	0	0	0	0	0	0	0	0	1	0	0	.000
Mar 08	vs Michigan	of	1	0	0	0	0	0	0	0	0	0	0	0	0	0	1	1	0	0	.000
Mar 13	vs Nebraska	*of	3	0	0	0	0	0	0	0	0	0	0	0	0	0	1	1	0	0	.000
Mar 13	vs Ohio State Buckeye	of	0	0	0	0	0	0	0	0	0	0	0	0	0	0	0	1	0	0	.000
Mar 14	vs Nebraska	of	0	0	0	0	0	0	0	0	0	0	0	0	0	0	0	0	0	0	.000
Mar 20	NEBRASKA	*of	2	0	0	0	0	0	0	0	0	0	0	0	0	0	0	0	0	1	.000
Mar 27	at Ohio State	pr/dh	0	0	0	0	0	0	0	0	0	0	0	0	0	0	0	0	0	0	.000
Apr 03	at Purdue	pr	0	0	0	0	0	0	0	0	0	0	0	0	0	0	0	0	0	0	.000
Apr 11	MINNESOTA-2	ph/of	0	0	0	0	0	0	1	0	0	0	0	0	0	0	0	0	0	0	.000
May 08	PENN STATE-1	pr	0	0	0	0	0	0	0	0	0	0	0	0	0	0	0	0	0	0	.000
May 15	ILLINOIS	ph	1	0	0	0	0	0	0	0	0	0	0	0	0	0	0	0	0	0	.000
Totals		2gs	9	0	0	0	0	0	0	1	0	0	0	0	0	0	2	4	0	1	.000

On base pct. .100 • Slugging pct. .000

CAREER-HIGHS

AB: 3 vs. NEBRASKA, 3/13/21

H: --

R: 1 vs. GEORGETOWN, 3/7/20

2B: --

3B: --

HR: --

RBI: --

BB: 1, 3X, LAST vs. MINNESOTA, 4/11/21

SB: --

SEASON HIGHLIGHTS

- Appeared in 11 games, primarily as a pinch runner... started two games in center field... did not record a hit in nine at-bats.

CAREER STATS

YEAR	AVG.	G-GS	AB	R	H	2B	3B	HR	RBI	BB	HBP	SO	SB-A
2020	.000	4-1	4	1	0	0	0	0	0	2	0	0	0-0
2021	.000	11-2	9	0	0	0	0	0	0	1	0	3	0-0
TOTALS	.000	15-3	13	1	0	0	0	0	0	3	0	3	0-0

Instagram: [UIBaseball](#)



Twitter: [@UIBaseball](#)



Facebook: [iowabaseball](#)

26 ADAM KETELSEN

RS Sr. • LHP • 6-3 • 195 • L/L

Mt. Vernon, Iowa • Kirkwood CC • Mount Vernon HS



2021 GAME-BY-GAME STATS

#26 Adam Ketelsen - 1 appearance (All games)

Date	Opponent	GS	IP	H	R	ER	BB	SO	2B	3B	HR	WP	BK	HBP	IBB	Score	W-L	Sv	ERA	NP
Mar 08	vs Michigan	0	0.0	0	1	1	1	0	0	0	0	1	0	0	0	4-11	0-0	0	999.00	4
Totals		0	0.0	0	1	1	1	0	0	0	0	1	0	0	0	4-11	0-0	0	999.00	-

CAREER-HIGHS

IP: 5.0 vs. KANSAS, 3/10/20

H: 4 vs. NEBRASKA, 5/24/19

R: 4 vs. NEBRASKA, 5/24/19

ER: 4 vs. NEBRASKA, 5/24/19

SO: 7 vs. KANSAS, 3/10/20

BB: 3 vs. NEBRASKA, 5/24/19

SEASON HIGHLIGHTS

- Made one appearance on the year against Michigan (3/8).

CAREER STATS

YEAR	ERA	W-L	APP	GS	CG	SHO	SV	IP	H	R	ER	BB	SO
2019	5.06	1-0	14	0	0	0/0	0	16.0	15	11	9	12	18
2020	0.00	1-0	3	0	0	0/1	0	7.2	2	0	0	1	8
2021	99.00	0-0	1	0	0	0/0	0	0.0	0	1	1	1	0
TOTALS	3.80	2-0	18	0	0	0/1	0	23.2	17	12	10	14	26

Instagram: [UIBaseball](#)




Twitter: [@UIBaseball](#)



Facebook: [iowabaseball](#)

27 TY LANGENBERG

Fr. • RHP • 6-2 • 190 • R/R
Urbandale, Iowa • Urbandale HS



2021 GAME-BY-GAME STATS

#27 Ty Langenberg - 8 appearances (All games)

Date	Opponent	GS	IP	H	R	ER	BB	SO	2B	3B	HR	WP	BK	HBP	IBB	Score	W-L	Sv	ERA	NP
Mar 07	vs Michigan-1		2.0	1	0	0	1	2	0	0	0	0	0	0	0	8-3	0-0	0	0.00	32
Mar 20	NEBRASKA		1.0	2	1	1	0	0	1	0	0	0	0	0	0	8-10	0-0	0	3.00	17
Mar 28	vs Maryland		1.0	2	1	1	0	2	0	0	1	1	0	0	0	11-2	0-0	0	4.50	23
Apr 11	MINNESOTA-2		1.0	1	0	0	0	0	0	0	0	0	0	0	0	18-0	0-0	0	3.60	25
Apr 16	at Rutgers		1.0	3	3	3	1	0	1	0	1	0	0	0	0	14-12	0-0	0	7.50	15
Apr 25	NORTHWESTERN		1.0	1	1	1	0	1	0	0	1	0	0	0	0	15-4	0-0	0	7.71	13
May 01	at Indiana		2.1	2	0	0	0	2	0	0	0	2	0	0	0	6-12	0-0	0	5.79	41
May 30	at Michigan State		1.0	1	0	0	1	1	0	0	0	0	0	0	0	11-3	0-0	0	5.23	18
Totals		0	10.1	13	6	6	3	8	2	0	3	3	0	0	0	91-46	0-0	0	5.23	-

CAREER-HIGHS

IP: 2.1 AT INDIANA, 5/1/21

H: 3 AT RUTGERS, 4/16/21

R: 3 AT RUTGERS, 4/16/21

ER: 3 AT RUTGERS, 4/16/21

SO: 2, 3X, LAST AT INDIANA, 5/1/21

BB: 1, 3X, LAST AT MICHIGAN STATE, 5/30/21

SEASON HIGHLIGHTS

- Went 0-0 with a 5.23 ERA in eight appearances with eight strikeouts in 10 1/3 innings... tossed a career-high 2 1/3 innings at Indiana... didn't allow a run, struck out two and scattered two hits... got the final three outs in a combined shutout of Minnesota (4/11)... made his Iowa debut against No. 18/21 Michigan (3/7), tossing two scoreless innings and fanning a pair.
- Top 500 prospect by Perfect Game... struck out 100 over 71 1/3 innings and allowed just 45 hits in 2019 en route to IHSBCA Super Team honors.

CAREER STATS

YEAR	ERA	W-L	APP	GS	CG	SHO	SV	IP	H	R	ER	BB	SO
2021	5.23	0-0	8	0	0	0/1	0	10.1	13	6	6	3	8
TOTALS	5.23	0-0	8	0	0	0/1	0	10.1	13	6	6	3	8

Instagram: [UIBaseball](#)



Twitter: [@UIBaseball](#)



Facebook: [iowabaseball](#)

28 ANTHONY MANGANO

Fr. • UTIL • 6-0 • 185 • L/R
Lake Zurich, Ill. • Lake Zurich HS



2021 GAME-BY-GAME STATS

#28 Anthony Mangano - 4 games (All games)

Date	Opponent	Pos	AB	R	H	RBI	2B	3B	HR	BB	SB	CS	HBP	SAC	SF	GDP	K	PO	A	E	Avg
Mar 07	vs Michigan-2	ph	1	0	0	0	0	0	0	0	0	0	0	0	0	0	1	0	0	0	.000
Apr 11	MINNESOTA-2	ph/dh	2	0	0	0	0	0	0	0	0	0	0	0	0	0	2	0	0	0	.000
Apr 25	NORTHWESTERN	ph	0	0	0	0	0	0	0	1	0	0	0	0	0	0	0	0	0	0	.000
May 15	ILLINOIS	ph/of	1	0	0	0	0	0	0	0	0	0	0	0	0	0	0	0	0	0	.000
Totals		Ogs	4	0	0	0	0	0	0	1	0	0	0	0	0	0	3	0	0	0	.000

On base pct. .200 • Slugging pct. .000

CAREER-HIGHS

AB: 2 vs. MINNESOTA, 4/11/21

H: --

R: --

2B: --

3B: --

HR: --

RBI: --

BB: 1 vs. NORTHWESTERN, 4/25/21

SB: --

SEASON HIGHLIGHTS

- Appeared in four games, all as a pinch-hitter... didn't record a hit in four at-bats... made his Iowa debut as a pinch hitter against No. 18/21 Michigan (3/7).
- Utility player... top 500 prospect by Perfect Game.

CAREER STATS

YEAR	AVG.	G-GS	AB	R	H	2B	3B	HR	RBIS	BB	HBP	SO	SB-A
2021	.000	4-0	4	0	0	0	0	0	0	1	0	3	0-0
TOTALS	.000	4-0	4	0	0	0	0	0	0	1	0	3	0-0

Instagram: [UIBaseball](#)



Twitter: [@UIBaseball](#)



Facebook: [iowabaseball](#)

29 BEN BEUTEL

RS Jr. • LHP • 6-0 • 165 • L/L
Davenport, Iowa • Allen CC • Davenport Assumption HS



2021 GAME-BY-GAME STATS

#29 Ben Beutel - 6 appearances (All games)

Date	Opponent	GS	IP	H	R	ER	BB	SO	2B	3B	HR	WP	BK	HBP	IBB	Score	W-L	Sv	ERA	NP
Mar 06	vs Michigan		2.1	3	1	1	1	3	1	0	0	1	0	1	0	2-4	0-1	0	3.86	45
Mar 12	vs Ohio State		1.0	0	0	0	1	1	0	0	0	0	0	0	0	4-0	0-1	0	2.70	10
Mar 20	NEBRASKA		1.2	2	1	0	0	1	0	0	1	0	0	0	0	8-10	0-1	0	1.80	23
Mar 26	at Ohio State		3.1	7	5	5	0	2	4	0	1	1	0	0	0	2-8	0-1	0	6.48	42
Apr 24	MARYLAND		1.0	2	3	3	1	1	1	0	0	0	0	0	0	6-8	0-1	0	8.68	32
May 15	ILLINOIS		0.0	2	2	2	0	0	1	0	0	0	1	0	0	1-14	0-1	0	10.61	5
Totals		0	9.1	16	12	11	3	8	7	0	2	2	1	1	0	23-44	0-1	0	10.61	-

CAREER-HIGHS

IP: 3.1 AT OHIO STATE, 3/26/21

H: 7 AT OHIO STATE, 3/26/21

R: 5 AT OHIO STATE, 3/26/21

ER: 5 AT OHIO STATE, 3/26/21

SO: 3 vs. MICHIGAN, 3/7/21

BB: 1, 3X, LAST vs. MARYLAND, 4/24/21

SEASON HIGHLIGHTS

- Went 0-1 with a 10.61 ERA in six appearances... had eight strikeouts to three walks over 9 1/3 innings... logged a career-high 3 1/3 innings at Ohio State (3/26)... pitched one inning in Iowa's two hit shutout of Ohio State (3/12).
- Began his career at Bowling Green State before transferring to Allen Community College... tossed three complete games and registered a save at ACC.

CAREER STATS

YEAR	ERA	W-L	APP	GS	CG	SHO	SV	IP	H	R	ER	BB	SO
2020	11.12	0-0	5	1	0	0/0	0	5.2	6	7	7	0	6
2021	10.61	0-1	6	0	0	0/1	0	9.1	16	12	11	3	8
TOTALS	10.80	0-1	11	1	0	0/1	0	15.0	22	19	18	3	14

Instagram: [UIBaseball](#)



Twitter: [@UIBaseball](#)



Facebook: [iowabaseball](#)

31 MATTHEW SOSA

RS Sr. • IF • 6-2 • 220 • R/R
Whittier, Calif. • East Los Angeles CC • Whittier HS



2021 GAME-BY-GAME STATS

#31 Matthew Sosa - 44 games (All games)

Date	Opponent	Pos	AB	R	H	RBI	2B	3B	HR	BB	SB	CS	HBP	SAC	SF	GDP	K	PO	A	E	Avg
Mar 06	vs Michigan	*3b	3	0	2	2	2	0	0	0	0	0	1	0	0	0	0	1	1	0	.667
Mar 07	vs Michigan-1	*3b	3	1	1	2	0	0	0	0	0	0	0	0	0	0	0	1	1	0	.500
Mar 07	vs Michigan-2	*3b	2	0	1	0	0	0	0	0	0	0	0	0	0	0	1	0	1	0	.500
Mar 08	vs Michigan	*3b	4	0	2	1	1	0	0	0	0	0	0	0	0	0	0	1	2	0	.500
Mar 12	vs Ohio State	*3b	2	1	1	0	0	0	0	0	2	0	2	0	0	0	1	0	1	0	.500
Mar 13	vs Nebraska	*3b	4	0	1	0	0	0	0	0	0	0	0	0	0	0	2	0	1	0	.444
Mar 13	vs Ohio State Buckeye	*3b	4	0	1	1	0	0	0	0	0	0	0	0	0	0	2	0	3	0	.409
Mar 14	vs Nebraska	*3b	3	0	1	1	0	0	0	0	1	0	1	0	0	0	0	1	1	1	.400
Mar 19	NEBRASKA	*3b	4	0	0	0	0	0	0	0	0	0	0	0	0	0	1	0	3	0	.345
Mar 20	NEBRASKA	*3b	4	1	2	0	1	0	0	0	0	0	1	0	0	0	0	1	3	1	.364
Mar 21	NEBRASKA	*3b	4	1	0	0	0	0	0	0	0	0	1	0	0	0	1	0	2	0	.324
Mar 26	at Ohio State	*3b	4	0	1	0	0	0	0	0	0	1	1	0	0	0	2	0	2	0	.317
Mar 27	at Ohio State	*3b	4	0	0	0	0	0	0	0	0	0	1	0	0	0	0	0	3	0	.289
Mar 27	vs Maryland	*3b	4	1	0	0	0	0	0	0	0	0	0	0	0	0	1	0	2	0	.265
Mar 28	vs Maryland	*3b	5	3	3	3	1	0	1	0	0	0	0	0	0	0	2	2	3	0	.296
Apr 02	at Purdue	*3b	4	0	0	0	0	0	0	1	0	0	0	0	0	0	2	2	1	0	.276
Apr 03	at Purdue	*3b	4	0	0	0	0	0	0	0	0	0	1	0	0	1	0	2	2	0	.258
Apr 04	at Purdue	*3b	5	1	1	1	0	0	0	0	0	0	0	0	0	0	1	1	6	0	.254
Apr 09	MINNESOTA	*3b	3	0	0	1	0	0	0	0	1	0	0	0	0	0	1	1	1	0	.243
Apr 11	MINNESOTA-1	*3b	4	1	2	0	0	0	0	0	0	0	0	0	0	0	0	0	0	0	.257
Apr 11	MINNESOTA-2	*3b	4	0	0	2	0	0	0	0	0	0	0	1	0	1	1	1	0	0	.244
Apr 16	at Rutgers	*3b	3	1	0	0	0	0	0	0	2	0	0	0	0	0	0	1	0	2	.235
Apr 17	at Rutgers-1	*3b	3	0	1	0	0	0	0	0	0	0	0	0	0	0	0	2	1	2	.238
Apr 17	at Rutgers-2	*3b	3	2	1	0	0	0	0	0	1	0	2	0	0	0	0	1	0	3	.241
Apr 18	at Rutgers	*3b	4	1	0	1	0	0	0	0	1	0	0	0	0	0	1	0	2	1	.231
Apr 23	MARYLAND	*3b	2	1	0	0	0	0	0	1	1	0	1	0	0	0	0	1	4	1	.226
Apr 24	MARYLAND	*3b	4	0	2	1	0	0	0	0	0	0	0	0	0	0	1	0	2	1	.237
Apr 25	NORTHWESTERN	*3b	3	2	2	1	0	0	0	0	0	0	2	0	0	0	0	1	3	0	.250
Apr 26	NORTHWESTERN	*3b	4	1	0	0	0	0	0	1	0	0	0	0	0	0	2	1	3	0	.240
Apr 30	at Indiana	*3b	1	1	1	0	0	0	0	2	0	0	0	1	0	0	0	1	2	0	.248
May 01	at Indiana	*3b	4	2	3	0	0	0	0	1	0	0	0	0	0	0	0	1	4	1	.266
May 02	at Indiana	*3b	4	0	1	1	1	0	0	1	0	0	0	0	0	0	0	1	3	0	.265
May 07	PENN STATE	*3b	4	0	1	0	0	0	0	0	0	0	0	0	0	0	1	0	1	0	.265
May 08	PENN STATE-1	*3b	2	1	1	0	0	0	0	2	0	0	0	0	0	0	0	0	1	0	.269
May 08	PENN STATE-2	*3b	3	0	0	0	0	0	0	1	0	0	0	0	0	0	2	0	5	0	.262
May 14	ILLINOIS	*3b	4	1	1	1	1	0	0	0	0	0	0	0	0	0	1	0	2	1	.262
May 15	ILLINOIS	*3b	3	0	1	0	0	0	0	0	0	0	0	0	0	0	1	1	1	0	.264
May 16	ILLINOIS	*3b	4	0	0	0	0	0	0	0	0	0	0	0	0	0	3	0	5	0	.256
May 21	at Northwestern	*3b	3	1	1	0	0	0	0	2	0	0	0	0	0	0	0	0	2	0	.257
May 22	at Northwestern	*3b	3	0	1	1	0	0	0	1	0	0	0	0	0	0	0	0	5	0	.259
May 23	at Northwestern	*3b	4	2	1	0	0	0	0	1	1	0	0	0	0	0	0	0	2	0	.259
May 28	at Michigan State	*3b	3	2	1	1	0	0	0	2	0	0	0	0	0	1	0	1	0	0	.260
May 29	at Michigan State	*3b	1	1	1	0	0	0	0	3	0	1	1	0	0	0	0	1	2	0	.265
May 30	at Michigan State	*3b	3	1	1	3	0	0	0	0	0	0	1	0	1	0	0	2	1	0	.267
Totals			44gs	150	30	40	24	7	0	1	22	7	2	19	1	2	3	32	26	95	.267

On base pct. .420 • Slugging pct. .333

CAREER-HIGHS

AB: 5, 4X, LAST AT PURDUE, 4/4/21

H: 3, 2X, LAST AT INDIANA, 5/1/21

R: 3, 2X, LAST VS. MARYLAND, 3/28/21

2B: 2 vs. MICHIGAN, 3/6/21

3B: 1, 2X, LAST VS. GEORGETOWN, 3/7/20

HR: 1, 2X, LAST VS. MARYLAND, 3/28/21

RBI: 3, 4X, LAST AT MICHIGAN STATE, 5/30/21

BB: 3 AT MICHIGAN STATE, 5/29/21

SB: 2 vs. OHIO STATE, 3/12/21

SEASON HIGHLIGHTS

• Iowa's starting third baseman... started all 44 games at third base -- one of two Hawkeyes to start every game... hit .267 (40-of-150) with 24 RBIs and 30 runs scored... had seven doubles and one home run... hit safely in 30 games with eight multi-hit contests... had an eight-game hitting streak from March 6-14... was plunked 19 times, most in the Big Ten and tied for the third-most in a single season in Iowa history... hit .429 (3-for-7) with four runs, four RBIs and five walks at Michigan State (5/28-30)... went 1-for-3 with three RBIs to tie a career high in series finale (5/30)... went 3-for-5 with two runs scored in game two at Indiana (5/1)... had two multi-hit games in the Maryland/Northwestern pod (4/23-26)... went 2-for-3 with two runs scored and two HBP against Northwestern (4/25)... had a career-best three hits, going 3-for-5 with three RBIs, three runs and a double and home run... had his third multi-hit game, going 2-for-4 with a double in game two against Nebraska (3/20)... hit a team-best .500 (6-of-12) with three doubles and five RBIs in the four-game series against No. 18/21 Michigan (3/6-8)... went 2-for-3 with two doubles and two RBIs on Opening Day, was 1-for-3 with 2 RBIs in Iowa's 8-3 game two win, and had two hits and a double in the series finale.

CAREER STATS

YEAR	AVG.	G-GS	AB	R	H	2B	3B	HR	RBI	BB	HBP	SO	SB-A
2019	.224	35-20	67	12	15	2	1	1	14	4	3	18	4-4
2020	.316	13-11	38	10	12	0	1	0	1	3	4	13	1-1
2021	.267	44-44	150	30	40	7	0	1	24	22	19	32	7-9
TOTALS	.263	92-75	255	52	67	9	2	2	39	29	26	63	12-14

Instagram: [UIBaseball](#)



Twitter: [@UIBaseball](#)



Facebook: [iowabaseball](#)

32 BRETT MCCLEARY

RS Jr. • C • 6-2 • 225 • R/R
Iowa City, Iowa • City HS



2021 GAME-BY-GAME STATS

#32 Brett McCleary - 28 games (All games)

Date	Opponent	Pos	AB	R	H	RBI	2B	3B	HR	BB	SB	CS	HBP	SAC	SF	GDP	K	PO	A	E	Avg	
Mar 07	vs Michigan-2	*c	2	0	1	0	0	0	0	0	1	0	0	0	0	0	0	9	2	0	.500	
Mar 08	vs Michigan	ph	1	0	0	0	0	0	0	1	0	0	0	0	0	0	0	0	0	0	.333	
Mar 12	vs Ohio State	*dh	3	0	1	1	0	0	0	1	0	0	0	0	0	0	0	0	0	0	.333	
Mar 13	vs Ohio State Buckeye	*c	4	1	1	0	0	0	0	0	0	0	0	0	0	0	2	9	0	0	.300	
Mar 14	vs Nebraska	*dh	1	0	0	1	0	0	0	0	0	0	0	0	1	0	0	0	0	0	.273	
Mar 19	NEBRASKA	*dh	3	0	0	0	0	0	0	0	0	0	0	0	0	0	0	0	0	0	.214	
Mar 20	NEBRASKA	ph	1	0	0	0	0	0	0	0	0	0	0	0	0	0	0	0	0	0	.200	
Mar 26	at Ohio State	ph/c	1	0	0	0	0	0	0	0	0	0	0	0	0	0	1	0	0	0	.188	
Mar 27	at Ohio State	*c	4	0	1	1	0	0	0	0	0	0	0	0	1	0	1	5	1	0	.200	
Mar 27	vs Maryland	*c	4	0	1	0	1	0	0	0	0	0	0	0	0	0	1	1	9	0	.208	
Mar 28	vs Maryland	*c	2	0	0	0	0	0	0	2	0	0	0	0	0	0	0	7	0	0	.192	
Apr 02	at Purdue	*c	3	1	1	2	0	0	0	0	0	0	0	0	0	0	0	13	1	0	.207	
Apr 03	at Purdue	*c	2	0	0	0	0	0	0	2	0	0	0	0	0	0	0	1	5	1	.194	
Apr 11	MINNESOTA-1	*c	3	1	1	2	0	0	1	0	0	0	0	0	0	0	1	0	6	1	.206	
Apr 11	MINNESOTA-2	c	0	0	0	0	0	0	0	0	0	0	0	0	0	0	0	0	0	0	.206	
Apr 16	at Rutgers	*dh	5	0	0	0	0	0	0	0	0	0	0	0	0	0	1	2	0	0	.179	
Apr 17	at Rutgers-1	*c	3	0	0	0	0	0	0	0	0	0	0	0	0	0	1	0	4	1	.167	
Apr 24	MARYLAND	*c	3	0	0	0	0	0	0	0	0	0	0	0	0	0	0	2	7	4	.156	
Apr 25	NORTHWESTERN	c	0	0	0	0	0	0	0	0	0	0	0	0	0	0	0	4	0	0	.156	
Apr 26	NORTHWESTERN	ph	1	1	1	3	0	0	1	0	0	0	0	0	0	0	0	0	0	0	.174	
Apr 30	at Indiana	*dh	3	1	2	1	0	0	0	1	0	0	0	0	0	0	1	0	0	0	.204	
May 01	at Indiana	*c	5	1	2	0	1	0	0	0	0	0	0	0	0	0	3	6	0	0	.222	
May 02	at Indiana	*dh	3	0	0	0	0	0	0	0	0	0	0	0	0	0	2	0	0	0	.211	
May 08	PENN STATE-1	ph	1	0	0	0	0	0	0	0	0	0	0	0	0	0	0	0	0	0	.207	
May 15	ILLINOIS	c	1	0	0	0	0	0	0	0	0	0	0	0	0	0	0	5	0	0	.203	
May 23	at Northwestern	*c	4	0	2	1	0	0	0	1	0	0	0	0	0	0	0	10	2	0	.222	
May 28	at Michigan State	ph/c	0	0	0	0	0	0	0	1	0	0	0	0	0	0	0	0	0	0	.222	
May 30	at Michigan State	ph/c	1	0	0	0	0	0	0	0	0	0	0	0	0	0	1	0	0	0	.219	
Totals			18gs	64	6	14	12	2	0	2	12	0	0	0	1	1	4	18	99	14	1	.219

On base pct. .338 • Slugging pct. .344

CAREER-HIGHS

AB: 5, 2X, LAST AT INDIANA, 5/1/21

H: 2, 5X, LAST AT NORTHWESTERN, 5/23/21

R: 2, 3X, LAST VS. GRAND VIEW, 3/3/20

2B: 1, 3X, LAST AT INDIANA, 5/1/21

3B: --

HR: 1, 2X, LAST VS. NORTHWESTERN, 4/26/21

RBI: 3 vs. NORTHWESTERN, 4/26/21

BB: 2, 5X, LAST AT PURDUE, 4/3/21

SB: --

SEASON HIGHLIGHTS

• Started 18 games -- 12 at catcher and six as the designated hitter -- and appeared in 28 games... hit .219 (14-for-64) with 12 RBIs and six runs scored with two home runs... went 2-for-4 with an RBI in the series finale at Northwestern (5/23)... hit .364 (4-of-11) in the three-game series at Indiana (4/30-5/1) with two multi-hit games... hit a pinch-hit, walk-off three-run home run to right field in Iowa's 12-9 victory over Northwestern (4/26)... hit his first career home run -- a two-run shot in the seventh-inning -- in Iowa's 6-1 game two victory over Minnesota (4/11)... had the go-ahead two-run single in the 10th inning in Iowa's 4-2 extra-inning win at Purdue (4/2)... walked four times in two starts in games one and two.

CAREER STATS

YEAR	AVG.	G-GS	AB	R	H	2B	3B	HR	RBIS	BB	HBP	SO	SB-A
2018	.172	16-9	29	3	5	0	0	0	5	8	1	8	0-1
2019	.243	23-5	37	3	9	1	0	0	1	2	0	7	0-0
2020	.158	7-5	19	3	3	0	0	0	3	2	0	5	0-0
2021	.219	28-18	64	6	14	2	0	2	12	12	0	18	0-0
TOTALS	.208	74-37	149	15	31	3	0	2	21	24	1	38	0-1

Instagram: UIBaseball



Twitter: @UIBaseball



Facebook: iowabaseball

34 AUSTIN MARTIN

RS Sr. • C • 6-1 • 205 • R/R

Altoona, Iowa • Southeastern CC • Southeast Polk HS



2021 GAME-BY-GAME STATS

#34 Austin Martin - 41 games (All games)

Date	Opponent	Pos	AB	R	H	RBI	2B	3B	HR	BB	SB	CS	HBP	SAC	SF	GDP	K	PO	A	E	Avg	
Mar 06	vs Michigan	*c	4	1	2	0	0	0	0	0	0	0	0	0	0	0	0	12	2	0	.500	
Mar 07	vs Michigan-1	*c	4	1	2	0	1	0	0	0	0	0	0	0	0	0	1	7	0	0	.500	
Mar 07	vs Michigan-2	*dh	3	0	0	0	0	0	0	0	0	0	0	0	0	0	2	0	0	0	.364	
Mar 08	vs Michigan	*c	3	1	1	0	1	0	0	1	0	0	0	0	0	0	0	7	1	0	.357	
Mar 12	vs Ohio State	*c	2	0	0	0	0	0	0	1	0	0	0	0	0	0	2	12	0	0	.312	
Mar 13	vs Nebraska	*c	4	0	1	0	0	0	0	0	0	0	0	0	0	0	2	13	0	0	.300	
Mar 13	vs Ohio State Buckeye	*of	3	0	0	0	0	0	0	0	0	0	0	0	0	0	2	1	0	1	.261	
Mar 14	vs Nebraska	*c	3	0	0	0	0	0	0	0	0	0	1	0	0	0	1	8	0	0	.231	
Mar 19	NEBRASKA	*c	4	0	0	0	0	0	0	0	0	0	0	0	0	0	2	9	0	0	.200	
Mar 20	NEBRASKA	*c	3	0	1	3	0	0	0	1	0	0	0	0	1	0	0	6	2	0	.212	
Mar 21	NEBRASKA	*c	4	1	2	0	1	0	0	1	0	0	0	0	0	0	2	7	2	0	.243	
Mar 26	at Ohio State	*c	2	0	0	0	0	0	0	1	0	0	0	0	0	0	2	8	0	0	.231	
Apr 02	at Purdue	ph	0	0	0	0	0	0	0	0	0	0	1	0	0	0	0	0	0	0	.231	
Apr 03	at Purdue	ph	1	0	1	0	0	0	0	0	0	0	0	0	0	0	0	0	0	0	.250	
Apr 04	at Purdue	*c	4	1	0	0	0	0	0	0	0	0	1	0	0	0	0	2	1	0	.227	
Apr 09	MINNESOTA	*c	4	0	0	1	0	0	0	0	1	0	0	0	0	0	1	10	1	0	.208	
Apr 11	MINNESOTA-1	*dh/c	4	0	0	0	0	0	0	0	0	0	0	0	0	1	0	2	0	0	.192	
Apr 11	MINNESOTA-2	*c	4	3	2	1	1	0	0	0	0	0	0	0	0	0	0	7	0	0	.214	
Apr 16	at Rutgers	*c	4	2	2	1	0	1	0	1	0	0	0	0	0	0	0	8	0	0	.233	
Apr 17	at Rutgers-1	*dh	3	0	0	0	0	0	0	0	0	0	0	0	0	0	0	0	0	0	.222	
Apr 17	at Rutgers-2	*c	3	2	1	2	1	0	0	1	0	0	1	0	0	0	1	7	0	0	.227	
Apr 18	at Rutgers	*c	4	1	3	2	1	0	0	0	0	0	0	0	0	0	0	9	0	0	.257	
Apr 23	MARYLAND	*c	4	0	1	0	0	0	0	1	0	0	0	0	0	0	1	13	0	1	.257	
Apr 24	MARYLAND	*dh/c	4	1	1	0	0	0	0	1	0	0	0	0	0	0	0	1	0	0	.256	
Apr 25	NORTHWESTERN	*c	4	3	2	0	0	0	0	1	0	0	0	0	0	0	0	5	0	0	.268	
Apr 26	NORTHWESTERN	*c	5	1	3	1	1	0	0	0	0	0	0	0	0	0	0	7	2	0	.287	
Apr 30	at Indiana	*c	5	1	1	2	0	0	1	0	0	0	0	0	0	1	0	10	0	0	.283	
May 01	at Indiana	*dh	4	0	0	1	0	0	0	1	0	0	0	0	0	1	1	0	0	0	.271	
May 02	at Indiana	*c	5	0	1	1	0	0	0	0	0	0	0	0	0	0	3	7	0	1	.267	
May 07	PENN STATE	*c	4	0	1	0	0	0	0	0	0	0	0	0	0	0	1	15	0	0	.267	
May 08	PENN STATE-1	*c	5	1	2	1	0	0	0	0	0	0	0	0	0	0	2	12	0	0	.273	
May 08	PENN STATE-2	*c	4	1	1	0	0	0	0	0	0	0	0	0	0	0	1	8	1	0	.272	
May 14	ILLINOIS	*c	4	0	1	1	0	0	0	0	0	0	0	0	0	0	1	14	0	0	.271	
May 15	ILLINOIS	*c	2	0	0	0	0	0	0	1	0	0	0	0	0	0	0	5	0	0	.267	
May 16	ILLINOIS	*c	3	0	0	0	0	0	0	1	0	0	0	0	0	0	1	8	2	0	.260	
May 21	at Northwestern	*c	3	1	1	2	0	0	1	1	0	0	1	0	0	0	0	9	0	0	.262	
May 22	at Northwestern	*c	4	0	0	0	0	0	0	0	0	0	0	0	0	1	1	6	0	0	.254	
May 23	at Northwestern	*dh	3	0	1	1	0	0	0	1	0	0	1	0	0	0	0	1	0	0	.256	
May 28	at Michigan State	*c	3	1	1	0	0	0	0	2	0	0	0	0	0	0	1	9	1	0	.257	
May 29	at Michigan State	*c	4	1	1	1	0	0	0	1	0	0	0	0	0	0	2	10	0	0	.257	
May 30	at Michigan State	*c	2	1	2	1	1	0	0	2	0	0	1	0	0	0	0	5	1	0	.268	
Totals			39gs	142	25	38	22	8	1	2	20	1	0	7	0	1	5	34	279	16	3	.268

On base pct. .382 • Slugging pct. .380

CAREER-HIGHS

AB: 6, 2X, LAST AT OHIO STATE, 4/28/19

H: 4 vs. ILLINOIS STATE, 4/3/19

R: 3, 3X, LAST vs. NORTHWESTERN, 4/25/21

2B: 1, 19X, LAST AT MICHIGAN STATE, 5/30/21

3B: 1, 3X, LAST AT RUTGERS, 4/16/21

HR: 1, 5X, LAST AT NORTHWESTERN, 5/21/21

RBI: 3 vs. NEBRASKA, 3/20/21

BB: 3 vs. GRAND VIEW, 3/3/20

SB: 1, 5X, LAST vs. MINNESOTA, 4/9/21

SEASON HIGHLIGHTS

• Iowa's starting catcher... one of five team captains... named to the Big Ten Preseason Honors List for a second straight year and to the Buster Posey Award Watch List... started 39 games -- 32 at catcher, six as the designated hitter, and once in left field... hit .268 (38-of-142) with 10 multi-hit games... hit safely in 26 games... hit .444 (4-for-9) with three runs, two RBIs and five walks at Michigan State (5/28-30)... went 2-for-2 with a double and RBI in series finale (5/30)... went 1-for-3 with a two-run home run in the series opener against Northwestern (5/21)... went 1-for-5 with his first home run of the season in the series-opening win at Indiana (4/30)... posted a .412 (7-of-17) average with five runs scored in Maryland/Northwestern pod (4/23-26)... went 2-for-4 with three runs in 15-4 win over Northwestern (4/25) and went 3-for-5 with a double against Northwestern (4/26)... hit .429 (6-of-14) in four-game series at Rutgers (4/16-18) with two doubles, one triple, five RBIs and five runs scored... went 2-for-3 with a double and triple in game one, was 1-for-3 with two RBIs and two runs scored in game three and had a season high three hits, finishing 3-for-4 with a double and two RBIs in series finale... went 2-for-4 with a double, RBI and three runs scored in 18-0 win over Minnesota (4/11)... had a career-high three RBIs in game two against Nebraska (3/20) and went 2-for-4 with a double in series finale (3/21)... went 2-for-4 in the first two games of the season against No. 18/21 Michigan (3/6-7).

CAREER STATS

YEAR	AVG.	G-GS	AB	R	H	2B	3B	HR	RBIS	BB	HBP	SO	SB-A
2019	.294	55-53	197	29	58	10	2	2	30	21	4	29	3-5
2020	.277	13-13	47	9	13	1	0	1	3	5	1	11	1-2
2021	.268	41-39	142	25	38	8	1	2	22	20	7	34	1-1
TOTALS	.282	109-105	386	63	109	19	3	5	55	46	12	74	5-8

Instagram: UIBaseball



Twitter: @UIBaseball



Facebook: iowabaseball

35 CAM BAUMANN

RS Jr. • LHP • 6-2 • 200 • L/L
Fairfield, Iowa • Fairfield HS



2021 GAME-BY-GAME STATS

On base pct. .000 • Slugging pct. .000

#35 Cam Baumann - 13 appearances (All games)

Date	Opponent	GS	IP	H	R	ER	BB	SO	2B	3B	HR	WP	BK	HBP	IBB	Score	W-L	Sv	ERA	NP
Mar 07	vs Michigan-2	*	3.0	5	6	6	2	6	0	0	2	0	0	2	0	0-7	0	18.00	69	
Mar 13	vs Ohio State Buckeye	*	4.0	4	2	1	1	5	1	0	1	0	0	0	0	4-7	0	9.00	65	
Mar 21	NEBRASKA	*	3.1	1	1	0	2	3	0	0	0	1	1	0	0	8-13	0	6.10	-	
Mar 27	at Ohio State	*	7.0	3	1	1	2	5	1	0	1	0	0	0	0	5-1	1	4.15	101	
Apr 04	at Purdue	*	5.0	5	1	1	0	1	2	0	0	0	0	1	0	8-5	1	3.63	64	
Apr 11	MINNESOTA-2	*	5.0	2	0	0	1	5	1	0	0	1	0	0	0	18-0	2	2.96	60	
Apr 17	at Rutgers-2	*	7.0	3	1	1	2	4	0	0	0	0	0	0	0	8-1	3	2.62	86	
Apr 25	NORTHWESTERN	*	6.0	5	2	2	2	4	1	0	0	1	0	0	0	15-4	4	2.68	80	
May 02	at Indiana	*	3.2	11	7	7	0	4	3	1	1	1	1	0	0	8-12	4	3.89	78	
May 08	PENN STATE-2	*	7.1	6	5	3	0	7	1	0	0	0	0	1	0	4-5	4	3.86	88	
May 16	ILLINOIS	*	4.1	11	4	4	0	3	1	0	1	2	0	0	0	2-6	4	4.20	83	
May 22	at Northwestern	*	7.0	4	3	3	1	5	2	0	0	1	0	0	0	4-5	4	4.16	86	
May 30	at Michigan State	*	6.0	11	3	3	1	4	2	1	1	0	0	0	0	11-3	5	4.19	92	
Totals		12	68.2	71	36	32	14	56	15	2	7	7	1	4	0	95-69	5-5	0	4.19	-

CAREER-HIGHS

IP: 7.1 vs. PENN STATE, 5/8/21

H: 11, 3X, LAST AT MICHIGAN STATE, 5/30/21

R: 7, 2X, LAST AT INDIANA, 5/2/21

ER: 7 AT INDIANA, 5/2/21

SO: 8 vs. CS NORTHBRIDGE, 3/17/19

BB: 7 AT HAWAII, 2/23/19

SEASON HIGHLIGHTS

• Iowa's No. 3 starter... went 5-5 with a 4.19 ERA in 12 starts (13 appearances)... had 56 strikeouts to 14 walks... allowed one run or fewer in five starts this season... recorded six quality starts on the season... picked up his fifth win, allowing three runs on 11 hits over six innings at Michigan State (5/30)... had four strikeouts to one walk... logged seven innings, allowing three runs on four hits in a no-decision at Northwestern (5/22)... pitched a career-high 7 1/3 innings against Penn State (5/8), tallying seven strikeouts without issuing a walk... notched his third straight win, allowing two runs on five hits over six innings in a 15-4 victory over Northwestern (4/25)... recorded his second straight win -- third of the season -- allowing one run on three hits and fanning four over seven innings at Rutgers (4/17)... didn't allow a run until the seventh inning... notched his second win, scattering two hits and fanning five over five shutout innings in the combined shutout win over Minnesota (4/11)... pitched five innings of one-run ball, scattering five hits, at Purdue (4/4) in the no-decision... earned his first win in his career-best start... logged a career-high seven innings, allowing one run on three hits with five strikeouts at Ohio State (3/27)... tossed 3 1/3 innings against Nebraska (3/21), allowing one hit and one unearned run... allowed two runs (one earned) on four hits over four innings against Ohio State (3/13)... had five strikeouts and one walk.

CAREER STATS

YEAR	ERA	W-L	APP	GS	CG	SHO	SV	IP	H	R	ER	BB	SO
2018	7.20	1-1	18	0	0	0/1	0	15.0	24	12	12	13	22
2019	5.29	4-5	15	14	0	0/1	0	64.2	77	42	38	38	54
2020	12.27	0-0	4	0	0	0/0	0	3.2	7	5	5	2	7
2021	4.19	5-5	13	12	0	0/1	0	68.2	71	36	32	14	56
TOTALS	5.15	10-11	50	26	0	0/3	0	152.0	179	95	87	67	139

Instagram: [UIBaseball](#)




Twitter: [@UIBaseball](#)



Facebook: [iowabaseball](#)

37 JACOB HENDERSON

RS Fr. • RHP • 6-0 • 180 • R/R
Gilbert, Ariz. • Mesquite



2021 GAME-BY-GAME STATS

#37 Jacob Henderson - 8 appearances (All games)

Date	Opponent	GS	IP	H	R	ER	BB	SO	2B	3B	HR	WP	BK	HBP	IBB	Score	W-L	Sv	ERA	NP
Mar 07	vs Michigan-2		0.1	0	0	0	0	0	0	0	0	0	0	0	0	0-7	0-0	0	0.00	3
Mar 13	vs Nebraska		2.0	1	0	0	1	4	0	0	0	0	0	0	0	0-4	0-0	0	0.00	34
Mar 21	NEBRASKA		0.0	1	2	2	2	0	0	0	0	0	0	0	0	8-13	0-0	0	7.71	-
Mar 26	at Ohio State		1.2	1	0	0	1	0	1	0	0	0	0	1	0	2-8	0-0	0	4.50	20
Apr 24	MARYLAND		2.0	1	0	0	0	1	0	0	0	0	0	1	0	6-8	0-0	0	3.00	23
May 01	at Indiana		1.2	3	3	3	1	0	1	0	0	0	0	0	0	6-12	0-0	0	5.87	33
May 08	PENN STATE-1		1.0	0	0	0	1	1	0	0	0	0	0	0	0	5-3	0-0	0	5.19	17
May 15	ILLINOIS		0.1	1	0	0	1	0	0	0	0	1	0	0	0	1-14	0-0	0	5.00	13
Totals		0	9.0	8	5	5	7	6	2	0	0	1	0	2	0	28-69	0-0	0	5.00	-

CAREER-HIGHS

IP: 2.0, 2X, LAST VS. MARYLAND, 4/24/21

H: 3 AT INDIANA, 5/1/21

R: 3 AT INDIANA, 5/1/21

ER: 3 AT INDIANA, 5/1/21

SO: 4 VS. NEBRASKA, 3/13/21

BB: 2 VS. NEBRASKA, 3/21/21

SEASON HIGHLIGHTS

• Went 0-0 with a 5.00 ERA in eight appearances, spanning nine innings... allowed five runs on eight hits... tossed two shutout innings, allowing one hit against Maryland (4/24)... allowed one hit over a 1 2/3 innings at Ohio State (3/26)... pitched a career-high two innings, scattering one hit and fanning four against Nebraska (3/13).

CAREER STATS

YEAR	ERA	W-L	APP	GS	CG	SHO	SV	IP	H	R	ER	BB	SO
2020	0.00	0-0	1	0	0	0/0	0	1.0	0	0	0	0	2
2021	5.00	0-0	8	0	0	0/0	0	9.0	8	5	5	7	6
TOTALS	4.50	0-0	9	0	0	0/0	0	10.0	8	5	5	7	6

Instagram: [UIBaseball](#)




Twitter: [@UIBaseball](#)



Facebook: [iowabaseball](#)

38 TRENTON WALLACE

RS Jr. • LHP/OF • 6-1 • 200 • L/L
Rock Island, Ill. • Davenport Assumption HS



2021 GAME-BY-GAME STATS

#38 Trenton Wallace - 30 games (All games)

Date	Opponent	Pos	AB	R	H	RBI	2B	3B	HR	BB	SB	CS	HBP	SAC	SF	GDP	K	PO	A	E	Avg	
Mar 06	vs Michigan	*p/dh	3	0	0	0	0	0	0	1	0	0	0	0	0	0	1	0	0	0	.000	
Mar 07	vs Michigan-1	*of	1	0	0	0	0	0	0	0	1	0	0	0	0	0	1	0	0	0	.000	
Mar 08	vs Michigan	*of	2	0	0	0	0	0	0	0	0	0	0	0	0	0	1	0	0	0	.000	
Mar 12	vs Ohio State	*p	0	0	0	0	0	0	0	0	0	0	0	0	0	0	0	0	1	0	.000	
Mar 13	vs Nebraska	*of	2	0	0	0	0	0	0	0	0	0	0	0	0	0	0	0	0	0	.000	
Mar 13	vs Ohio State Buckeye	*of	0	0	0	0	0	0	0	1	0	0	0	0	0	0	0	0	0	0	.000	
Mar 19	NEBRASKA	*p	0	0	0	0	0	0	0	0	0	0	0	0	0	0	0	0	2	0	.000	
Mar 20	NEBRASKA	*of	2	1	1	0	1	0	0	0	0	0	0	0	0	0	1	0	0	0	.100	
Mar 21	NEBRASKA	*of	1	0	0	0	0	0	0	0	0	0	0	0	0	0	0	0	0	0	.091	
Mar 28	vs Maryland	ph	1	0	0	0	0	0	0	0	0	0	0	0	0	0	0	0	0	0	.083	
Apr 02	at Purdue	*p	0	0	0	0	0	0	0	0	0	0	0	0	0	0	0	0	1	0	.083	
Apr 03	at Purdue	*of/of	4	1	1	0	0	0	0	0	0	0	0	0	0	0	1	0	0	0	.125	
Apr 04	at Purdue	*of	3	0	0	0	0	0	0	1	0	0	0	0	0	0	1	0	0	0	.105	
Apr 11	MINNESOTA-2	*dh	4	2	2	2	1	0	0	0	0	0	0	0	0	0	1	0	0	0	.174	
Apr 16	at Rutgers	*p	0	0	0	0	0	0	0	0	0	0	0	0	0	0	0	0	0	0	.174	
Apr 17	at Rutgers-2	*dh	3	0	2	0	0	0	0	0	1	0	0	0	0	0	1	0	0	0	.231	
Apr 18	at Rutgers	*dh	3	0	0	0	0	0	0	0	0	0	0	1	0	0	0	0	0	0	.207	
Apr 24	MARYLAND	ph	1	0	0	0	0	0	0	0	0	0	0	0	0	0	0	0	0	0	.200	
Apr 26	NORTHWESTERN	*of	1	0	1	1	0	0	0	1	0	0	0	0	0	0	0	0	0	0	.226	
May 01	at Indiana	*of	2	1	0	0	0	0	0	1	0	0	0	0	0	0	1	0	0	0	.212	
May 02	at Indiana	*of	5	1	2	3	0	0	1	0	0	0	0	0	0	0	0	0	0	0	.237	
May 08	PENN STATE-1	*of	3	1	1	0	0	0	0	0	0	0	0	0	0	0	1	0	0	0	.244	
May 08	PENN STATE-2	*of	1	0	0	0	0	0	0	0	0	0	0	0	0	0	0	0	0	0	.238	
May 15	ILLINOIS	ph	1	0	0	0	0	0	0	0	0	0	0	0	0	0	0	0	0	0	.233	
May 16	ILLINOIS	*of	4	1	2	0	0	0	0	0	0	0	0	0	0	1	1	0	0	0	.255	
May 21	at Northwestern	*p	0	0	0	0	0	0	0	0	0	0	0	0	0	0	0	0	0	0	.255	
May 22	at Northwestern	*of	3	1	0	0	0	0	0	0	0	0	0	0	0	0	1	1	0	0	.240	
May 23	at Northwestern	*of	5	0	0	0	0	0	0	0	0	0	0	0	0	0	0	0	0	0	.218	
May 28	at Michigan State	*p	0	0	0	0	0	0	0	0	0	0	0	0	0	0	0	0	1	0	.218	
May 30	at Michigan State	ph/of	0	0	0	0	0	0	0	0	0	0	0	0	0	0	0	0	0	0	.218	
Totals			23gs	55	9	12	7	2	0	1	9	0	1	1	1	0	4	11	10	7	0	.218

On base pct. .338 • Slugging pct. .309

#38 Trenton Wallace - 13 appearances (All games)

Date	Opponent	GS	IP	H	R	ER	BB	SO	2B	3B	HR	WP	BK	HBP	IBB	Score	W-L	Sv	ERA	NP	
Mar 06	vs Michigan	*	5.0	3	2	2	4	8	1	0	0	0	0	0	1	0	2-4	0	3.60	95	
Mar 12	vs Ohio State	*	6.0	2	0	0	2	10	1	0	0	0	0	0	1	0	4-0	0	1.64	106	
Mar 19	NEBRASKA	*	7.0	2	0	0	3	8	0	0	0	0	0	1	0	3-0	2-0	0	1.00	104	
Mar 26	at Ohio State	*	3.0	1	3	3	4	6	1	0	0	0	0	1	0	2-8	2-1	0	2.14	66	
Apr 02	at Purdue	*	6.2	6	2	2	2	8	1	0	1	0	0	1	0	4-2	2-1	0	2.28	104	
Apr 09	MINNESOTA	*	6.0	9	0	0	2	7	0	0	0	0	1	0	0	7-1	3-1	0	1.87	106	
Apr 16	at Rutgers	*	4.0	4	5	5	6	5	1	0	1	0	0	0	0	14-12	3-1	0	2.87	99	
Apr 23	MARYLAND	*	4.1	2	1	0	6	9	0	0	0	0	0	2	0	6-2	3-1	0	2.57	96	
Apr 30	at Indiana	*	7.0	7	3	3	1	1	1	1	0	0	0	0	0	6-5	4-1	0	2.76	116	
May 07	PENN STATE	*	5.0	7	2	2	1	10	0	0	0	0	0	0	0	4-2	5-1	0	2.83	94	
May 14	ILLINOIS	*	6.0	3	1	1	2	9	1	0	1	0	0	0	0	5-4	5-1	0	2.70	97	
May 21	at Northwestern	*	6.0	3	0	0	3	8	2	0	0	0	0	0	0	6-1	6-1	0	2.45	106	
May 28	at Michigan State	*	7.0	5	1	1	1	9	1	0	0	0	0	1	0	12-1	7-1	0	2.34	104	
Totals			13	73.0	54	20	19	37	106	9	1	3	1	1	7	0	75-42	7-1	0	2.34	-

SEASON HIGHLIGHTS

• Collegiate Baseball Second Team All-American... ABCA/Rawlings Second-Team All-American... Big Ten Pitcher of the Year... the first Hawkeye to earn the award... first-team All-Big Ten selection... ABCA/Rawlings first-team All-Midwest Region... one of five team captains... named to the Big Ten Preseason Honors List... went 7-1 with a 2.34 ERA in 13 starts with 106 strikeouts to 37 walks... ranks second in school history in strikeouts in a single season... allowed 54 hits and 20 runs (19 earned) in 73 innings... allowed two runs or fewer in 10 starts and had eight quality starts... had seven or more strikeouts in 11 starts... led the Big Ten in ERA, strikeouts and wins, during the regular season... finished first in the league in ERA (2.34), fewest runs allowed (20) and wins (7), while ranking second in fewest earned runs allowed (19), third in strikeouts (106) and strikeouts looking (33), and fifth in batting average against (.202)... Iowa won nine straight series openers to close out the season with Wallace on the mound... also hit .218 (12-of-155) with seven RBIs and nine runs scored with 13 starts in the field... recorded his seventh win, allowing one run on five hits over seven innings and fanning nine at Michigan State (5/28)... tossed six shutout inning, scattering three hits and fanning eight at Northwestern (5/21) to notch his sixth win of the season... punched out nine and allowed one run on three hits in series opener against Illinois (5/14) in a no-decision... tied a career-high, fanning 10 (to one walk) in a win over Penn State (5/7)... allowed two runs on seven hits en route to his fifth win... tied a career-long outing, going seven innings and allowing three runs on seven hits at Indiana (4/30)... punched out nine for the second straight game... also went 2-for-5 with a home run and a career-high three RBIs in series finale at Indiana (5/2)... had nine strikeouts in 4 1/3 innings in a no-decision against Maryland (4/23)... tallied his third win and fourth quality start, allowing nine hits and fanning seven over six shutout innings against Minnesota (4/9)... notched his third quality start, allowing two runs on six hits and punching out eight over 6 2/3 innings at Purdue (4/2)... recorded his second straight win, scattering two hits over a career-high seven shutout innings in the series-opening 3-0 win over Nebraska (3/19) to earn Big Ten Pitcher of the Week honors on March 24... had eight strikeouts to three walks in the three-hit shutout... notched his first win and first quality start, tossing 5 1/3 innings of no-hit ball before scattering two hits over six innings in an eventual two-hit shutout... had a career-high 10 strikeouts... Opening Day starter and hit for himself against No. 18/21 Michigan... pitched five innings in his first career weekend start, scattering three hits, allowing two runs and fanning eight.

• Named the 18th-best prospect in the Big Ten for the 2021 MLB Draft by D1Baseball.

CAREER-HIGHS

AB: 5, 2X, LAST AT NORTHWESTERN, 5/23/21

H: 3 vs. KANSAS, 3/10/20

R: 2 vs. MINNESOTA, 4/11/21

2B: 1, 8X, LAST vs. MINNESOTA, 4/11/21

3B: --

HR: 1, 2X, LAST AT INDIANA, 5/2/21

RBIs: 3 AT INDIANA, 5/2/21

BB: 2, 2X, LAST AT PURDUE, 4/13/19

SB: --

PITCHING

IP: 7.0, 3X, LAST AT MICHIGAN STATE, 5/28/21

H: 9 vs. MINNESOTA, 4/9/21

R: 5 AT RUTGERS, 4/16/21

ER: 5 AT RUTGERS, 4/16/21

SO: 10, 2X, LAST vs. PENN STATE, 5/7/21

BB: 6, 2X, LAST vs. MARYLAND, 4/23/21

CAREER STATS

YEAR	AVG.	G-GS	AB	R	H	2B	3B	HR	RBIS	BB	HBP	SO	SB-A
2018	.200	8-0	5	0	1	0	0	0	0	1	0	2	0-0
2019	.220	27-13	50	3	11	3	0	0	9	8	1	8	0-0
2020	.529	7-6	17	1	9	3	0	1	5	3	1	4	0-0
2021	.218	24-17	55	9	12	2	0	1	7	9	1	11	0-1
TOTALS	.260	65-36	127	13	33	8	0	2	21	21	3	25	0-1

YEAR	ERA	W-L	APP	GS	CG	SHO	SV	IP	H	R	ER	BB	SO
2018	3.75	1-0	13	8	0	0/1	0	24.0	25	11	10	9	27
2019	6.41	1-1	14	3	0	0/0	1	26.2	31	22	19	16	31
2020	1.59	1-0	5	0	0	0/0	0	11.1	7	3	2	2	18
2021	2.34	7-1	13	13	0	0/2	0	73.0	54	20	19	37	106
TOTALS	3.33	10-2	45	24	0	0/3	1	135.0	117	56	50	64	182

Instagram: UIBaseball



Twitter: @UIBaseball



Facebook: iowabaseball

40 JACK GUZEK

RS So. • RHP • 6-4 • 205 • R/R
Manhattan, Ill. • Gulf Coast State College • Brother Rice



2021 GAME-BY-GAME STATS

#40 Jack Guzek - 6 appearances (All games)

Date	Opponent	GS	IP	H	R	ER	BB	SO	2B	3B	HR	WP	BK	HBP	IBB	Score	W-L	Sv	ERA	NP
Mar 08	vs Michigan		2.0	0	1	1	2	0	0	0	0	0	0	0	0	4-11	0-0	0	4.50	34
Apr 03	at Purdue		0.0	1	3	2	1	0	1	0	0	0	0	0	0	8-10	0-1	0	13.50	17
Apr 24	MARYLAND		2.0	0	0	0	0	3	0	0	0	0	0	0	0	6-8	0-1	0	6.75	28
May 01	at Indiana		0.1	3	2	2	0	0	2	0	1	0	0	0	0	6-12	0-1	0	10.38	14
May 15	ILLINOIS		0.0	0	2	2	2	0	0	0	0	0	0	0	0	1-14	0-1	0	14.54	10
May 28	at Michigan State		1.0	1	0	0	0	0	1	0	0	0	0	0	0	12-1	0-1	0	11.81	12
Totals		0	5.1	5	8	7	5	3	4	0	1	0	0	0	0	37-56	0-1	0	11.81	-

CAREER-HIGHS

IP: 2.0, 2X, LAST VS. MARYLAND, 4/24/21

H: 3 AT INDIANA, 5/1/21

R: 3 AT PURDUE, 4/3/21

ER: 2, 3X, LAST VS. ILLINOIS, 5/15/21

SO: 3, 2X, LAST VS. MARYLAND, 4/24/21

BB: 3 AT SAN DIEGO STATE, 2/21/20

SEASON HIGHLIGHTS

• Went 0-1 with an 11.81 ERA over six appearances... tossed two shutout innings and fanned three against Maryland (4/24).

CAREER STATS

YEAR	ERA	W-L	APP	GS	CG	SHO	SV	IP	H	R	ER	BB	SO
2020	0.00	0-0	3	0	0	0/0	0	3.1	2	0	0	3	5
2021	11.81	0-1	6	0	0	0/0	0	5.1	5	8	7	5	3
TOTALS	7.27	0-1	9	0	0	0/0	0	8.2	7	8	7	8	8

Instagram: [UIBaseball](#)



Twitter: [@UIBaseball](#)



Facebook: [iowabaseball](#)

41 JACK RADFORD

RS So • LHP • 6-4 • 235 • L/L
Lakewood, Colo. • Lakewood • South Mountain CC/So. Illinois



2021 GAME-BY-GAME STATS

#41 Jack Radford - 1 appearance (All games)

Date	Opponent	GS	IP	H	R	ER	BB	SO	2B	3B	HR	WP	BK	HBP	IBB	Score	W-L	Sv	ERA	NP
May 15	ILLINOIS		0.2	0	0	0	2	2	0	0	0	0	0	0	0	1-14	0-0	0	0.00	25
Totals		0	0.2	0	0	0	2	2	0	0	0	0	0	0	0	1-14	0-0	0	0.00	-

CAREER-HIGHS

IP: 0.2 vs. ILLINOIS, 5/15/21

H: --

R: --

ER: --

SO: 2 vs. ILLINOIS, 5/15/21

BB: 2 vs. ILLINOIS, 5/15/21

SEASON HIGHLIGHTS

- Went 0-0 with a 0.00 ERA in one appearance... made his Iowa debut on May 15 against Illinois... walked two and struck out two in 2/3 of an inning.

CAREER STATS

YEAR	ERA	W-L	APP	GS	CG	SHO	SV	IP	H	R	ER	BB	SO
2021	0.00	0-0	1	0	0	0/0	0	0.2	0	0	0	2	2
TOTALS	0.00	0-0	1	0	0	0/0	0	0.2	0	0	0	2	2

Instagram: [UIBaseball](#)



Twitter: [@UIBaseball](#)



Facebook: [iowabaseball](#)

42 TRACE HOFFMAN

RS Sr. • RHP • 6-1 • 180 • R/R
Cascade, Iowa • Southeastern CC • Cascade HS



2021 GAME-BY-GAME STATS

#42 Trace Hoffman - 18 appearances (All games)

Date	Opponent	GS	IP	H	R	ER	BB	SO	2B	3B	HR	WP	BK	HBP	IBB	Score	W-L	Sv	ERA	NP
Mar 06	vs Michigan		1.2	2	1	1	1	2	2	0	0	0	0	0	0	2-4	0-0	0	5.40	31
Mar 08	vs Michigan		1.0	1	0	0	1	1	0	0	0	0	0	0	0	4-11	0-0	0	3.38	13
Mar 12	vs Ohio State		1.0	0	0	0	0	2	0	0	0	0	0	0	0	4-0	0-0	0	2.45	14
Mar 13	vs Nebraska		0.1	1	0	0	1	1	0	0	0	0	0	0	0	0-4	0-0	0	2.25	12
Mar 19	NEBRASKA		2.0	1	0	0	0	1	0	0	0	0	0	0	0	3-0	0-0	1	1.50	24
Mar 21	NEBRASKA		0.2	1	0	0	0	0	0	0	0	0	0	0	0	8-13	0-0	1	1.35	-
Mar 27	at Ohio State		0.0	0	0	0	0	0	0	0	0	0	0	1	0	5-1	0-0	1	1.35	4
Mar 27	vs Maryland		1.0	1	1	1	0	1	0	0	1	0	0	0	0	6-4	1-0	1	2.35	13
Apr 09	MINNESOTA		0.2	0	0	0	0	1	0	0	0	0	0	0	0	7-1	1-0	1	2.16	7
Apr 16	at Rutgers		3.0	2	2	2	2	1	0	0	0	0	0	0	0	14-12	2-0	1	3.18	46
Apr 18	at Rutgers		2.0	0	0	0	0	2	0	0	0	0	0	0	0	7-8	2-0	1	2.70	27
Apr 23	MARYLAND		1.2	2	1	1	1	1	0	0	0	0	0	0	0	6-2	3-0	1	3.00	24
Apr 26	NORTHWESTERN		0.1	3	4	4	0	0	0	1	1	0	0	1	0	12-9	3-0	1	5.28	17
May 01	at Indiana		0.2	2	0	0	0	1	0	0	0	0	0	0	0	6-12	3-0	1	5.06	12
May 07	PENN STATE		3.0	2	0	0	1	3	0	0	0	0	0	0	0	4-2	3-0	1	4.26	41
May 14	ILLINOIS		1.2	1	2	2	2	1	0	0	0	0	0	0	0	5-4	3-0	1	4.79	33
May 21	at Northwestern		2.0	3	1	1	0	1	0	0	1	0	0	0	0	6-1	3-0	1	4.76	28
May 28	at Michigan State		1.0	2	0	0	0	1	0	0	0	0	0	0	0	12-1	3-0	1	4.56	18
Totals		0	23.2	24	12	12	9	20	2	1	3	0	0	2	0	111-89	3-0	1	4.56	-

CAREER-HIGHS

IP: 3.2 AT HAWAII, 2/23/19

H: 4 AT MARYLAND, 5/18/19

R: 5 vs. MICHIGAN STATE, 5/12/19

ER: 5 vs. MICHIGAN STATE, 5/12/19

SO: 4 vs. RUTGERS, 4/5/19

BB: 2, 2X, LAST vs. ILLINOIS, 5/14/21

SEASON HIGHLIGHTS

• One of five team captains for the 2021 season... went 3-0 with a 4.56 ERA in 18 appearances, spanning 23 2/3 innings... had 20 strikeouts to nine walks... scattered two hits and fanned three over three shutout innings against Penn State (5/7)... notched his third win, tossing 1 2/3 innings, allowing one run on two hits against Maryland (4/23)... earned his second win, throwing a season-high three innings at Rutgers (4/16)... notched his first win, allowing one run on one hit against Maryland (3/27)... tossed the final two innings, allowing one hit, to complete the three-hit shutout and record his first save in series opener against Nebraska (3/19)... pitched an inning, striking out a pair, in Iowa's two-hit shutout of Ohio State (3/12).

CAREER STATS

YEAR	ERA	W-L	APP	GS	CG	SHO	SV	IP	H	R	ER	BB	SO
2019	6.49	5-2	29	0	0	0/0	2	34.2	36	26	25	6	26
2020	2.25	0-0	5	0	0	0/0	0	4.0	7	1	1	2	2
2021	4.56	3-0	18	0	0	0/2	1	23.2	24	12	12	9	20
TOTALS	5.49	8-2	52	0	0	0/2	3	62.1	67	39	38	17	48

Instagram: [UIBaseball](#)



Twitter: [@UIBaseball](#)



Facebook: [iowabaseball](#)

43 GRANT LEONARD

RS Sr. • RHP • 6-0 • 180 • R/R
Mokena, Ill • Lincoln Way HS



2021 GAME-BY-GAME STATS

#43 Grant Leonard - 12 appearances (All games)

Date	Opponent	GS	IP	H	R	ER	BB	SO	2B	3B	HR	WP	BK	HBP	IBB	Score	W-L	Sv	ERA	NP
Mar 08	vs Michigan		1.0	1	2	1	1	0	0	0	0	0	0	0	0	4-11	0-0	0	9.00	18
Mar 21	NEBRASKA		1.0	0	0	0	0	1	0	0	0	0	0	0	0	8-13	0-0	0	4.50	-
Mar 28	vs Maryland		1.0	0	0	0	0	0	0	0	0	0	0	0	0	11-2	0-0	0	3.00	7
Apr 03	at Purdue		1.0	2	1	1	0	1	1	0	0	0	0	0	0	8-10	0-0	0	4.50	15
Apr 09	MINNESOTA		1.0	2	1	1	0	2	1	0	0	0	0	0	0	7-1	0-0	0	5.40	19
Apr 17	at Rutgers-2		1.0	0	0	0	0	3	0	0	0	0	0	0	0	8-1	0-0	0	4.50	15
Apr 18	at Rutgers		1.1	3	2	2	0	0	0	0	0	0	0	0	2	7-8	0-1	0	6.14	38
May 02	at Indiana		0.1	2	2	2	0	0	0	0	1	0	0	0	0	8-12	0-1	0	8.22	7
May 08	PENN STATE-1		1.0	0	0	0	0	3	0	0	0	0	0	0	0	5-3	0-1	1	7.27	10
May 16	ILLINOIS		2.0	1	0	0	1	4	0	0	0	0	0	0	0	2-6	0-1	1	5.91	34
May 21	at Northwestern		1.0	0	0	0	0	0	0	0	0	0	0	0	0	6-1	0-1	1	5.40	11
May 30	at Michigan State		1.2	0	0	0	0	0	0	0	0	0	0	0	0	11-3	0-1	1	4.72	12
Totals		0	13.1	11	8	7	2	14	2	0	1	0	0	2	0	85-71	0-1	1	4.72	-

CAREER-HIGHS

IP: 6.0 AT WESTERN ILLINOIS, 5/15/18

H: 4, 3X, LAST VS. PITT, 2/16/20

R: 4, 2X, LAST VS. PITT, 2/16/20

ER: 4, 2X, LAST VS. PITT, 2/16/20

SO: 6 AT WESTERN ILLINOIS, 5/15/18

BB: 2 VS. GEORGE MASON, 2/15/19

SEASON HIGHLIGHTS

- Sixth-year senior... one of five team captains... went 0-1 with a 4.72 ERA in 12 appearances... had 14 strikeouts to two walks over 13 1/3 innings... didn't allow a run his final four appearances, spanning 5 2/3 innings... tossed 1 2/3 shutout innings without allowing a baserunner at Michigan State (5/30)... tossed two shutout innings, allowing one hit and fanning four against Illinois on Senior Day (5/16)... struck out the side, needing just 10 pitches, to earn his first save of the season in the win over Penn State (5/8)... it was his 21st career save, second-most all-time... is one save behind Kurt Belger's record 22 saves... struck out the side to close out an 8-1 win and clinch a series win in game three at Rutgers (4/17).
- Second-team All-Big Ten in 2019 and named to NCBWA Midseason Closer of the Year Watch List... holds the single season school record with 14 saves.

CAREER STATS

YEAR	ERA	W-L	APP	GS	CG	SHO	SV	IP	H	R	ER	BB	SO
2017	4.50	0-0	2	0	0	0/0	0	2.0	3	1	1	1	0
2018	4.64	2-1	21	0	0	0/0	2	21.1	29	13	11	5	23
2019	3.37	2-3	28	0	0	0/0	14	34.2	38	13	13	9	37
2020	5.68	1-1	7	0	0	0/0	4	6.1	7	4	4	2	4
2021	4.72	0-1	12	0	0	0/0	1	13.1	11	8	7	2	14
TOTALS	4.17	5-6	70	0	0	0/0	21	77.2	88	39	36	19	78

Instagram: [UIBaseball](#)



Twitter: [@UIBaseball](#)



Facebook: [iowabaseball](#)

44 DUNCAN DAVITT

RS So. • RHP • 6-3 • 221 • R/R
Indianola, Iowa • Indianola HS



2021 GAME-BY-GAME STATS

#44 Duncan Davitt - 13 appearances (All games)

Date	Opponent	GS	IP	H	R	ER	BB	SO	2B	3B	HR	WP	BK	HBP	IBB	Score	W-L	Sv	ERA	NP
Mar 08	vs Michigan	*	3.1	6	4	4	1	4	1	0	1	0	0	1	0	4-11	0-0	0	10.80	53
Mar 14	vs Nebraska	*	6.0	2	1	1	2	6	1	0	0	0	0	2	0	3-1	1-0	0	4.82	86
Mar 21	NEBRASKA	*	1.2	4	5	5	2	0	1	2	0	1	0	0	0	8-13	1-1	0	8.18	-
Mar 28	vs Maryland	*	6.0	3	1	1	2	5	2	0	0	0	0	1	0	11-2	2-1	0	5.82	82
Apr 04	at Purdue	*	2.1	4	1	1	1	1	0	0	0	0	0	2	0	8-5	3-1	0	5.59	48
Apr 11	MINNESOTA-2	*	2.0	2	0	0	0	2	0	0	0	0	0	0	0	18-0	3-1	0	5.06	29
Apr 18	at Rutgers	*	5.0	4	1	1	1	7	1	0	0	0	0	1	0	7-8	3-1	0	4.44	83
Apr 26	NORTHWESTERN	*	6.0	5	4	4	1	5	0	0	4	0	0	0	0	12-9	3-1	0	4.73	94
May 02	at Indiana	*	3.1	3	2	1	1	4	2	0	0	0	0	0	0	8-12	3-1	0	4.34	65
May 08	PENN STATE-1	*	5.0	6	1	1	1	5	0	0	0	1	0	1	0	5-3	4-1	0	4.20	90
May 15	ILLINOIS	*	2.2	4	7	7	3	2	2	0	0	1	0	1	1	1-14	4-2	0	5.40	52
May 23	at Northwestern	*	1.2	4	4	4	0	2	0	0	3	0	0	0	0	6-8	4-2	0	6.00	28
May 29	at Michigan State	*	3.2	1	0	0	4	4	1	0	0	0	0	0	0	7-4	5-2	0	5.55	61
Totals		9	48.2	48	31	30	19	47	11	2	8	3	0	9	1	98-90	5-2	0	5.55	-

CAREER-HIGHS

IP: 6.0, 3X, LAST VS. NORTHWESTERN, 4/26/21

H: 7, 2X, LAST VS. DUKE, 3/1/20

R: 7 vs. ILLINOIS, 5/15/21

ER: 7 vs. ILLINOIS, 5/15/21

SO: 7 AT RUTGERS, 4/18/21

BB: 4 AT MICHIGAN STATE, 5/29/21

SEASON HIGHLIGHTS

• Pitched as Iowa's No. 2, No. 3 and No. 4 starter, making nine starts and 12 appearances... went 5-2 with a 5.55 ERA over 48 2/3 innings... had 47 strikeouts to 19 walks... tallied his fifth win, allowing zero runs on one hit over 3 2/3 innings at Michigan State (5/29)... made his first Saturday start and picked up his fourth win, allowing one run on six hits and fanning five over five innings against Penn State (5/8)... allowed one run on four hits over five innings and struck out a career-high seven at Rutgers (4/18) in a no-decision... tossed two innings, scattering two hits and fanning two in a combined shutout win over Minnesota (4/11)... earned his third win, allowing one run on four hits over 2 1/3 innings in relief in the series finale at Purdue (4/4)... earned his second win, allowing one run on three hits over six innings with five punch outs against Maryland (3/28)... notched his first win, scattering two hits and allowing one run over six innings in a 3-1 victory over Nebraska (3/13)... had a no-hitter through 5 2/3 innings and finished with six strikeouts, tying a career-high, while issuing two walks.

CAREER STATS

YEAR	ERA	W-L	APP	GS	CG	SHO	SV	IP	H	R	ER	BB	SO
2019	5.22	2-1	17	4	0	0/1	0	39.2	40	29	23	26	50
2020	4.50	0-1	4	4	0	0/0	0	16.0	16	11	8	7	13
2021	5.55	5-2	13	9	0	0/1	0	48.2	48	31	30	19	47
TOTALS	5.26	7-4	34	17	0	0/2	0	104.1	104	71	61	52	110

Instagram: [UIBaseball](#)



Twitter: [@UIBaseball](#)



Facebook: [iowabaseball](#)

45 PEYTON WILLIAMS

RS Fr. • 1B • 6-5 • 250 • L/L
Johnston, Iowa • Johnston HS



2021 GAME-BY-GAME STATS

#45 Peyton Williams - 38 games (All games)

Date	Opponent	Pos	AB	R	H	RBI	2B	3B	HR	BB	SB	CS	HBP	SAC	SF	GDP	K	PO	A	E	Avg
Mar 06	vs Michigan	*1b	4	0	1	0	0	0	0	0	0	0	0	0	0	0	2	6	0	0	.250
Mar 07	vs Michigan-1	*1b	2	2	1	2	1	0	0	1	0	0	1	0	0	0	0	9	0	0	.333
Mar 07	vs Michigan-2	*1b	4	0	1	0	1	0	0	0	0	0	0	0	0	0	0	9	0	0	.300
Mar 08	vs Michigan	*1b	2	1	0	0	0	0	0	1	0	0	0	0	0	0	2	5	0	0	.250
Mar 13	vs Nebraska	ph	1	0	0	0	0	0	0	0	0	0	0	0	0	0	1	0	0	0	.231
Mar 13	vs Ohio State Buckeye	ph	1	0	0	0	0	0	0	0	0	0	0	0	0	0	1	0	0	0	.214
Mar 20	NEBRASKA	*1b	5	1	1	2	1	0	0	0	0	0	0	0	0	0	2	7	1	0	.211
Mar 21	NEBRASKA	*1b	4	1	0	0	0	0	0	1	0	0	0	0	0	0	3	13	1	0	.174
Mar 26	at Ohio State	*1b	3	1	1	0	0	0	0	1	0	0	0	0	0	0	0	9	0	0	.192
Mar 27	at Ohio State	*1b	5	1	1	0	1	0	0	0	0	0	0	0	0	0	1	11	1	0	.194
Mar 27	vs Maryland	*1b	4	1	2	2	1	0	1	0	0	0	0	0	0	0	1	12	0	0	.229
Mar 28	vs Maryland	*1b	4	1	2	4	0	0	1	1	0	0	0	0	0	0	0	10	0	0	.256
Apr 02	at Purdue	*1b	3	1	0	0	0	0	0	1	0	0	1	0	0	0	1	10	1	0	.238
Apr 03	at Purdue	*1b	5	3	4	3	1	0	2	0	0	0	0	0	0	0	0	10	1	0	.298
Apr 04	at Purdue	*1b	0	1	0	0	0	0	0	4	0	0	1	0	0	0	0	13	1	0	.298
Apr 09	MINNESOTA	*1b	4	1	1	4	0	0	1	1	0	0	0	0	0	0	0	5	1	0	.294
Apr 11	MINNESOTA-1	*1b	4	0	1	0	0	0	0	0	0	0	0	0	0	0	1	11	1	0	.291
Apr 11	MINNESOTA-2	*1b	2	2	0	0	0	0	0	2	0	0	1	0	0	0	2	2	1	0	.281
Apr 16	at Rutgers	*1b	6	3	3	2	1	1	0	0	0	0	0	0	0	0	1	11	1	0	.302
Apr 17	at Rutgers-1	*1b	3	0	1	1	0	0	0	0	0	0	0	0	0	0	0	7	1	0	.303
Apr 17	at Rutgers-2	*1b	2	0	0	0	0	0	0	3	0	0	0	0	0	0	0	12	0	0	.294
Apr 18	at Rutgers	*1b	3	1	0	0	0	0	0	2	0	0	0	0	0	0	1	12	1	0	.282
Apr 23	MARYLAND	*1b	4	1	2	1	1	0	0	1	0	0	0	0	0	0	2	8	0	0	.293
Apr 24	MARYLAND	*1b	4	2	1	1	1	0	0	0	0	0	0	0	1	0	1	10	0	0	.291
Apr 25	NORTHWESTERN	*1b	5	2	2	1	1	0	1	1	0	0	0	0	0	0	2	8	2	0	.298
Apr 26	NORTHWESTERN	*1b	3	0	0	0	0	0	0	0	0	0	0	0	0	0	0	5	0	0	.287
May 07	PENN STATE	*dh	3	0	0	0	0	0	0	1	0	0	0	0	0	0	0	0	0	0	.278
May 08	PENN STATE-1	*dh	1	0	0	0	0	0	0	3	0	0	0	0	0	0	1	0	0	0	.275
May 08	PENN STATE-2	*dh	1	0	0	0	0	0	0	1	0	0	1	0	0	0	1	0	0	0	.272
May 14	ILLINOIS	*dh	3	0	1	0	1	0	0	1	0	0	0	0	0	0	0	0	0	0	.274
May 15	ILLINOIS	*dh	3	0	0	0	0	0	0	0	0	0	0	0	0	0	3	0	0	0	.265
May 16	ILLINOIS	*dh	1	0	0	0	0	0	0	2	0	0	0	0	0	0	1	0	0	0	.263
May 21	at Northwestern	*dh	5	1	3	1	1	0	0	0	0	0	0	0	0	0	1	0	0	0	.279
May 22	at Northwestern	*dh/1b	3	1	1	1	1	0	0	2	0	0	0	0	0	0	2	2	0	0	.280
May 23	at Northwestern	*1b	3	1	1	0	0	0	0	2	0	0	0	0	0	0	1	7	0	0	.282
May 28	at Michigan State	*dh	3	2	1	0	0	0	0	2	0	0	0	0	0	0	1	0	0	0	.283
May 29	at Michigan State	*dh/1b	5	1	3	2	3	0	0	0	0	0	0	0	0	0	2	1	0	0	.297
May 30	at Michigan State	*dh	4	2	1	0	0	0	0	0	0	0	2	0	0	0	0	0	0	0	.295
Totals		36gs	122	34	36	27	15	1	6	34	0	0	7	0	1	0	37	225	14	0	.295

On base pct. .470 • Slugging pct. .582

CAREER-HIGHS

AB: 6 AT RUTGERS, 4/16/21

H: 4 AT PURDUE, 4/3/21

R: 3, 2X, LAST AT RUTGERS, 4/16/21

2B: 3 AT MICHIGAN STATE, 5/29/21

3B: 1, 2X, LAST AT RUTGERS, 4/16/21

HR: 2 AT PURDUE, 4/3/21

RBI: 4, 2X, LAST VS. MINNESOTA, 4/9/21

BB: 4 AT PURDUE, 4/4/21

SB: 1 VS. ARIZONA, 2/22/20

SEASON HIGHLIGHTS

- Started 36 games -- 25 at first base and 11 as designated hitter... hit .295 (36-of-122) with 15 doubles, six home runs, 27 RBIs and 34 runs scored... led the Big Ten in walks (34) and was third in on-base percentage (.470), tied for third in doubles (15) and seventh in slugging percentage (.582)... posted a perfect 1.000 fielding percentage... hit safely in 23 games with eight multi-hit and eight multi-RBI games... finished with a .417 average (5-of-12) with three doubles and two RBIs at Michigan State (5/28-30)... went 3-for-5 with three doubles -- tying a single-game school record -- and two RBIs in game two... hit a team-best .455 (5-of-11) in three games at Northwestern (5/21/23)... went 3-for-5 with a double in the series opener... missed the Indiana series because of injury... hit .313 (5-of-16) with four extra base hits in pod against Maryland and Northwestern (4/23-26)... hit his sixth home run -- a solo shot down right field line -- in 15-4 win over Northwestern (4/25)... went 3-for-6 with a double, triple, three runs and two RBIs in game one win at Rutgers (4/16)... hit a grand slam in the sixth inning in the series opener against Minnesota (4/9)... home run went 430 feet and was 109 mph off the bat... hit .500 (4-for-8) with two home runs, four runs, and three RBIs at Purdue (4/2-4)... had a career game, going 4-for-5 with two home runs -- hit in consecutive at-bats -- and a double, three runs and three RBIs in game two... tied a school record with four walks -- two intentional -- in the series finale... hit .375 with six RBIs and four extra base hits in the Columbus Big Ten pod... went 2-for-4 with a two-run monster home run in a 6-4 win over Maryland (3/27) and went 2-for-4 with a career-high four RBIs -- including a three-run bomb -- in the 11-2 victory over Maryland (3/28)... went 2-for-5 with a double and two RBIs in game two against Nebraska (3/20)... served only as a pinch hitter in Minneapolis (3/12-14), nursing a hamstring injury... was 1-for-2 with two RBIs and two runs scored in Iowa's 8-3 win over No. 18/21 Michigan.
- Hit a record 13 home runs in 33 games for the Waterloo Bucks in the Northwoods League.
- Rated as the No. 7 prospect in the Big Ten for the 2022 MLB Draft by D1Baseball.

CAREER STATS

YEAR	AVG.	G-GS	AB	R	H	2B	3B	HR	RBIS	BB	HBP	SO	SB-A
2020	.298	15-15	57	13	17	4	1	2	16	8	1	11	1-1
2021	.295	38-36	122	34	36	15	1	6	27	34	7	37	0-0
TOTALS	.296	53-51	179	47	53	19	2	8	43	42	8	48	1-1

Instagram: [UIBaseball](#)



Twitter: [@UIBaseball](#)



Facebook: [iowabaseball](#)

51 JACKSON PAYNE

Fr. • RHP • 6-4 • 180 • R/R
Clive, Iowa • Waukee



2021 GAME-BY-GAME STATS

#51 Jackson Payne - 5 appearances (All games)

Date	Opponent	GS	IP	H	R	ER	BB	SO	2B	3B	HR	WP	BK	HBP	IBB	Score	W-L	Sv	ERA	NP
Mar 07	vs Michigan-2		2.0	0	0	0	1	2	0	0	0	0	0	0	0	0-7	0-0	0	0.00	25
Mar 13	vs Ohio State Buckeye		2.0	2	0	0	0	2	1	0	0	0	0	2	0	4-7	0-0	0	0.00	30
Mar 20	NEBRASKA		2.1	3	2	2	0	3	2	0	1	0	0	0	0	8-10	0-0	0	2.84	37
Mar 27	vs Maryland		1.0	1	1	1	0	2	0	0	1	0	0	0	0	6-4	0-0	0	3.68	18
Apr 03	at Purdue		2.0	2	2	1	0	2	0	0	0	0	0	2	0	8-10	0-0	0	3.86	33
Totals		0	9.1	8	5	4	1	11	3	0	2	0	0	4	0	26-38	0-0	0	3.86	-

CAREER-HIGHS

IP: 2.1 vs. NEBRASKA, 3/20/21

H: 3 vs. NEBRASKA, 3/20/21

R: 2, 2X, LAST AT PURDUE, 4/3/21

ER: 2 vs. NEBRASKA, 3/20/21

SO: 3 vs. NEBRASKA, 3/20/21

BB: 1 vs. MICHIGAN, 3/7/21

SEASON HIGHLIGHTS

• Missed the final two months of the season after undergoing knee and Tommy John surgery... went 0-0 with a 3.86 ERA in five appearances... had 11 strikeouts to one walk over 9 1/3 innings... pitched a career-long 2 1/3 innings against Nebraska (3/20), striking out three... tossed two inning, allowing two hits and fanning two against Ohio State (3/13)... tossed two shutout innings, striking out a pair in his Hawkeye debut against No. 18/21 Michigan (3/7).

CAREER STATS

YEAR	ERA	W-L	APP	GS	CG	SHO	SV	IP	H	R	ER	BB	SO
2021	3.86	0-0	5	0	0	0/0	0	9.1	8	5	4	1	11
TOTALS	3.86	0-0	5	0	0	0/0	0	9.1	8	5	4	1	11

Instagram: [UIBaseball](#)



Twitter: [@UIBaseball](#)



Facebook: [iowabaseball](#)

STARTING LINEUPS BY GAME

Date	Opp.	C	1B	2B	3B	SS	LF	CF	RF	DH
3/6	vs Michigan	Martin	Williams	Fullard	Sosa	Nedved	Seegers	Norman	Adreon	Wallace
3/7	vs Michigan	Martin	Williams	Fullard	Sosa	Sher	Wallace	Norman	Adreon	Snep
3/7	vs Michigan	McCleary	Williams	Fullard	Sosa	Nedved	Frazier	Norman	Adreon	Martin
3/8	vs Michigan	Martin	Williams	Fullard	Sosa	Sher	Wallace	Norman	Adreon	Snep
3/12	vs. Ohio St.	Martin	Fullard	Nedved	Sosa	Seegers	Frazier	Norman	Adreon	McCleary
3/13	vs. Nebraska	Martin	Adreon	Fullard	Sosa	Nedved	Norman	Vossen	Wallace	Snep
3/13	vs. Ohio St.	McCleary	Adreon	Fullard	Sosa	Nedved	Martin	Norman	Wallace	Snep
3/14	vs. Nebraska	Martin	Fullard	Sher	Sosa	Nedved	Link	Norman	Adreon	McCleary
3/19	Nebraska	Martin	Fullard	Sher	Sosa	Nedved	Link	Norman	Adreon	McCleary
3/20	Nebraska	Martin	Williams	Fullard	Sosa	Sher	Norman	Vossen	Adreon	Snep
3/21	Nebraska	Martin	Williams	Sher	Sosa	Nedved	Wallace	Norman	Adreon	Snep
3/26	at Ohio St.	Martin	Williams	Sher	Sosa	Nedved	Frazier	Norman	Adreon	Snep
3/27	at Ohio St.	McCleary	Williams	Fullard	Sosa	Nedved	Adreon	Norman	Frazier	Snep
3/27	vs. Maryland	McCleary	Williams	Fullard	Sosa	Nedved	Frazier	Norman	Adreon	Snep
3/28	vs. Maryland	McCleary	Williams	Fullard	Sosa	Seegers	Frazier	Norman	Adreon	Snep
4/2	at Purdue	McCleary	Williams	Fullard	Sosa	Sher	Seegers	Norman	Adreon	Snep
4/3	at Purdue	McCleary	Williams	Nedved	Sosa	Sher	Wallace	Norman	Adreon	Snep
4/4	at Purdue	Martin	Williams	Nedved	Sosa	Sher	Wallace	Norman	Adreon	Fullard
4/9	Minnesota	Martin	Williams	Fullard	Sosa	Sher	Nedved	Norman	Adreon	Nelson
4/11	Minnesota	McCleary	Williams	Fullard	Sosa	Sher	Nedved	Norman	Adreon	Martin
4/11	Minnesota	Martin	Williams	Fullard	Sosa	Sher	Nedved	Norman	Adreon	Wallace
4/16	at Rutgers	Martin	Williams	Fullard	Sosa	Sher	Nedved	Norman	Adreon	McCleary
4/17	at Rutgers	Martin	Williams	Fullard	Sosa	Sher	Nedved	Norman	Adreon	McCleary
4/17	at Rutgers	Martin	Williams	Fullard	Sosa	Sher	Nedved	Norman	Adreon	Wallace
4/18	at Rutgers	Martin	Williams	Fullard	Sosa	Sher	Nedved	Norman	Adreon	Wallace
4/23	Maryland	Martin	Williams	Nedved	Sosa	Sher	Frazier	Norman	Adreon	Fullard
4/24	Maryland	McCleary	Williams	Fullard	Sosa	Sher	Nedved	Norman	Adreon	Martin
4/25	N'western	Martin	Williams	Nedved	Sosa	Sher	Frazier	Norman	Adreon	Fullard
4/26	N'western	Martin	Williams	Nedved	Sosa	Sher	Frazier	Norman	Adreon	Fullard
4/30	at Indiana	Martin	Fullard	Nedved	Sosa	Sher	Frazier	Norman	Adreon	McCleary
5/1	at Indiana	McCleary	Fullard	Nedved	Sosa	Sher	Wallace	Norman	Adreon	Martin
5/2	at Indiana	Martin	Fullard	Nedved	Sosa	Sher	Wallace	Norman	Adreon	McCleary
5/7	Penn St.	Martin	Fullard	Nedved	Sosa	Sher	Frazier	Norman	Adreon	Williams
5/8	Penn St.	Martin	Fullard	Nedved	Sosa	Sher	Wallace	Norman	Adreon	Williams
5/8	Penn St.	Martin	Fullard	Nedved	Sosa	Sher	Frazier	Norman	Adreon	Williams
5/14	Illinois	Martin	Fullard	Nedved	Sosa	Sher	Frazier	Norman	Adreon	Williams
5/15	Illinois	Martin	Fullard	Nedved	Sosa	Sher	Frazier	Norman	Adreon	Williams
5/16	Illinois	Martin	Fullard	Nedved	Sosa	Sher	Wallace	Norman	Adreon	Williams
5/21	at N'western	Martin	Fullard	Nedved	Sosa	Seegers	Frazier	Norman	Adreon	Williams
5/22	at N'western	Martin	Fullard	Nedved	Sosa	Seegers	Wallace	Norman	Adreon	Williams
5/23	at N'western	McCleary	Williams	Fullard	Sosa	Seegers	Frazier	Norman	Wallace	Martin
5/28	at Michigan St.	Martin	Fullard	Nedved	Sosa	Seegers	Frazier	Norman	Adreon	Williams
5/29	at Michigan St.	Martin	Fullard	Nedved	Sosa	Seegers	Frazier	Norman	Adreon	Williams
5/30	at Michigan St.	Martin	Fullard	Nedved	Sosa	Seegers	Frazier	Norman	Adreon	Williams

PINCH-HITTING BREAKDOWN

Player	Avg.	AB-H-RBI	2B-3B-HR	BB-HBP-SO
Keaton Anthony	.000	1-0-0	0-0-0	0-0-0
Brayden Frazier	.375	8-3-2	2-0-0	0-0-0
Izaya Fullard	.000	3-0-0	0-0-0	0-0-0
D.J. Heck	.000	0-0-0	0-0-0	1-0-0
Sam Link	.000	5-0-0	0-0-0	1-0-4
Anthony Mangano	.000	3-0-0	0-0-0	1-0-2
Austin Martin	1.000	1-1-0	0-0-0	0-0-0
Brett McCleary	.125	8-1-3	0-0-1	2-0-2
Dylan Nedved	.000	0-0-0	0-0-0	2-0-0
Andy Nelson	.200	5-1-0	0-0-0	1-0-1
Michael Seegers	.000	1-0-0	0-0-0	0-0-0
Brendan Sher	1.000	1-1-0	0-0-0	0-0-0
Tyler Snep	1.000	2-2-1	1-0-0	0-0-0
Paul Vossen	.000	1-0-0	0-0-0	1-0-0
Trenton Wallace	.000	3-0-0	0-0-0	1-0-0
Peyton Williams	.000	2-0-0	0-0-0	0-0-2

STARTING LINEUPS - BATTING ORDER

1. Norman (29), Seegers (4), Sher (3), Link (2), Sosa (2), Vossen (2), Nedved (2)
2. Fullard (31), Norman (12), Adreon (1)
3. Williams (21), Sosa (9), Martin (9), Adreon (4), Fullard (1)
4. Martin (19), Williams (14), Nedved (5), Adreon (4), Frazier (1), Wallace (1)
5. Adreon (16), Snep (7), Nedved (6), Martin (4), Fullard (3), Sosa (3), Frazier (2), Williams (1), McCleary (1), Wallace (1)
6. Sosa (20), Adreon (11), Frazier (4), McCleary (3), Wallace (2), Martin (1), Fullard (1), Snep (1), Nedved (1)
7. Sosa (8), Frazier (8), Wallace (5), Adreon (4), Martin (4), Nedved (4), Norman (3), Fullard (3), Snep (2), McCleary (2), Sher (1)
8. McCleary (12), Nedved (12), Wallace (7), Frazier (3), Martin (2), Snep (2), Fullard (2), Sosa (2), Sher (1), Nelson (1)
9. Sher (25), Nedved (8), Seegers (7), Adreon (2), Wallace (1), Frazier (1)

CAREER MULTI-HIT GAMES

Player	2017	2018	2019	2020	2021	Total
Zeb Adreon	--	--	9	4	14	27
Izaya Fullard	--	--	14	7	14	35
Brayden Frazier	--	--	--	--	7	7
Austin Martin	--	--	18	3	10	31
Connor McCaffery	--	--	4	--	--	4
Brett McCleary	--	1	1	--	3	5
Dylan Nedved	--	--	--	4	10	14
Ben Norman	18	3	12	3	15	52
Michael Seegers	--	--	--	--	2	2
Brendan Sher	--	--	4	2	3	9
Tyler Snep	--	--	--	--	2	2
Matthew Sosa	--	--	3	5	8	16
Trenton Wallace	--	--	1	4	4	9
Peyton Williams	--	--	--	4	8	12

CAREER MULTI-RBI GAMES

Player	2017	2018	2019	2020	2021	Total
Zeb Adreon	--	--	6	3	7	16
Brayden Frazier	--	--	--	2	5	7
Izaya Fullard	--	--	7	6	5	18
Sam Link	--	--	--	1	--	1
Austin Martin	--	--	8	--	5	13
Brett McCleary	--	1	--	--	3	4
Dylan Nedved	--	--	--	2	4	6
Ben Norman	7	3	7	1	14	32
Brendan Sher	--	--	--	1	3	4
Tyler Snep	--	--	--	--	2	2
Matthew Sosa	--	--	3	--	5	8
Trenton Wallace	--	--	2	2	2	6
Peyton Williams	--	--	--	6	8	14

HITTING/ON-BASE STREAKS

Player	Hitting	Career	On-Base	Career
Zeb Adreon	1	6	4	12
Brayden Frazier	1	3	4	6
Izaya Fullard	1	12	27	27
DJ Heck	--	--	1	1
Sam Link	--	1	--	1
Anthony Mangano	--	--	--	1
Austin Martin	4	7	4	16
Connor McCaffery	--	4	--	8
Brett McCleary	--	3	--	6
Dylan Nedved	--	5	3	14
Andy Nelson	--	1	--	3
Ben Norman	6	10	6	25
Michael Seegers	--	2	--	3
Brendan Sher	--	6	--	7
Ty Snep	--	3	--	7
Matthew Sosa	6	8	6	12
Paul Vossen	--	--	--	2
Trenton Wallace	--	4	1	6
Peyton Williams	6	14	7	19



STARTING PITCHERS

Pitcher	Date	Opp.	Dec.	IP	H	R	ER	BB	SO	NP	Score	Final
Wallace	3/6	vs. Michigan	ND	5.0	3	2	2	4	8	95	1-2	2-4
Irvine	3/7	vs. Michigan	ND	3.0	4	3	3	5	4	72	2-0	8-3
Baumann	3/7	vs. Michigan	L	3.0	5	6	6	2	6	69	0-6	0-7
Davitt	3/8	vs. Michigan	ND	3.1	6	4	4	1	4	53	4-4	4-11
Wallace	3/12	vs. Ohio State	W	6.0	2	0	0	2	10	106	2-0	4-0
Irvine	3/13	vs. Nebraska	L	5.2	6	4	1	1	8	86	0-4	0-4
Baumann	3/13	vs. Ohio State	L	4.0	4	2	1	1	5	65	0-2	4-7
Davitt	3/14	vs. Nebraska	W	6.0	2	1	1	2	6	86	3-1	3-1
Wallace	3/19	Nebraska	W	7.0	2	0	0	3	8	104	3-0	3-0
Irvine	3/20	Nebraska	L	2.1	5	6	4	3	3	61	0-5	8-10
Davitt	3/21	Nebraska	L	1.2	4	5	5	2	0	50	0-2	8-13
Wallace	3/26	at Ohio State	L	3.0	1	3	3	4	6	66	0-3	2-8
Baumann	3/27	at Ohio State	W	7.0	3	1	1	2	5	101	3-1	5-1
Irvine	3/27	vs. Maryland	ND	6.0	3	2	2	3	5	92	2-2	6-4
Davitt	3/28	vs. Maryland	W	6.0	3	1	1	2	5	82	10-1	11-2
Wallace	4/2	at Purdue	ND	6.2	6	2	2	2	8	104	2-2	4-2
Irvine	4/3	at Purdue	ND	5.0	6	4	4	2	2	72	1-3	8-10
Baumann	4/4	at Purdue	ND	5.0	5	1	1	0	1	64	1-1	8-5
Wallace	4/9	Minnesota	W	6.0	9	0	0	2	7	106	6-0	7-1
Irvine	4/11	Minnesota	W	7.0	2	1	1	4	6	109	4-1	6-1
Baumann	4/11	Minnesota	W	5.0	2	0	0	1	5	60	13-0	18-0
Wallace	4/16	at Rutgers	ND	4.0	4	5	5	6	5	99	4-6	14-12
Irvine	4/17	at Rutgers	W	7.0	6	1	1	0	5	99	3-1	3-1
Baumann	4/17	at Rutgers	W	7.0	3	1	1	2	4	86	6-1	8-1
Davitt	4/18	at Rutgers	ND	5.0	4	1	1	1	7	83	6-1	7-8
Wallace	4/23	Maryland	ND	4.1	2	1	0	6	9	96	0-1	6-2
Irvine	4/24	Maryland	L	3.0	5	4	4	6	4	87	0-4	6-8
Baumann	4/25	Northwestern	W	6.0	5	2	2	2	4	80	12-2	15-4
Davitt	4/26	Northwestern	ND	6.0	5	4	4	1	5	94	5-4	12-9
Wallace	4/30	at Indiana	W	7.0	7	3	3	1	9	116	6-3	6-5
Irvine	5/1	at Indiana	L	0.0	4	5	5	1	0	26	0-5	6-12
Baumann	5/2	at Indiana	L	3.2	11	7	7	0	4	78	2-7	8-12
Wallace	5/7	Penn State	W	5.0	7	2	2	1	10	94	4-1	4-2
Davitt	5/8	Penn State	W	5.0	6	1	1	1	5	90	4-1	5-3
Baumann	5/8	Penn State	L	7.1	6	5	3	0	7	88	0-3	4-5
Wallace	5/14	Illinois	ND	6.0	3	1	1	2	9	97	2-1	5-4
Davitt	5/15	Illinois	L	2.2	4	7	7	3	2	52	0-7	1-14
Baumann	5/16	Illinois	L	4.1	11	4	4	0	3	83	2-4	2-6
Wallace	5/21	at Northwestern	W	6.0	3	0	0	3	8	106	3-0	6-1
Baumann	5/22	at Northwestern	ND	7.0	4	3	3	1	5	--	3-3	4-5
Davitt	5/23	at Northwestern	ND	1.2	4	4	4	0	2	28	0-4	6-8
Wallace	5/27	at Michigan State	W	7.0	5	1	1	1	9	104	4-0	12-1
Irvine	5/28	at Michigan State	ND	4.0	6	4	4	0	3	66	0-4	7-4
Baumann	5/29	at Michigan State	W	6.0	11	3	3	1	4	92	11-3	11-3

STARTING PITCHER RECORDS

Pitcher	2021	Career
Cam Baumann	5-5	9-9
Ben Beutel	--	0-0
Duncan Davitt	3-2	3-2
Jack Dreyer	--	6-2
Drew Irvine	2-4	2-4
Hunter Lee	--	1-0
Trenton Wallace	7-1	8-2

STARTING PITCHER STATS

Pitcher	Starts	IP	W-L	R-ER	BB-K	ERA	B/AVG.
Cam Baumann	12	65.1	5-5	35-32	12-53	4.41	.272
Duncan Davitt	9	37.1	3-2	28-28	13-36	6.75	.264
Drew Irvine	10	43.0	2-4	34-29	25-40	6.07	.267
Trenton Wallace	13	73.0	7-1	20-19	37-106	2.34	.202
TOTALS	44	218.2	17-12	117-108	87-235	4.45	.248

RUN SUPPORT

	Starts	Total Runs	Avg.
Cam Baumann	12	87	7.3
High: 18 vs. Minnesota, 4/11/21 Low: 0 vs. Michigan, 3/7/21			
Duncan Davitt	9	57	6.3
High: 12 vs. Northwestern, 4/26/21 Low: 1 vs. Illinois, 5/15/21			
Drew Irvine	10	62	6.2
High: 8, 3X, last at Purdue, 4/2/21 Low: 0 vs. Nebraska, 3/13/21			
Trenton Wallace	13	74	5.7
High: 14 at Rutgers, 4/16/21 Low: 1 vs. Ohio State, 3/26/21			



BULLPEN STATISTICS

Pitcher	W-L-S	App.	ERA	IP	H	R	ER	BB	K	B/Avg.
Cam Baumann	0-0-0	1	0.00	3.1	1	1	0	2	3	.083
Ben Beutel	0-1-0	6	10.61	9.1	16	12	11	3	8	.421
Duncan Davitt	2-0-0	4	1.59	11.1	10	3	2	6	11	.238
Jack Guzek	0-1-0	6	11.81	5.1	5	8	7	5	3	.227
Jacob Henderson	0-0-0	8	5.00	9.0	8	5	5	7	6	.276
Trace Hoffman	3-0-1	18	4.56	23.2	24	12	12	9	20	.261
Drew Irvine	0-1-0	3	9.00	6.0	8	6	6	6	9	.320
Tyson James	0-0-0	6	4.50	6.0	6	5	3	7	8	.261
Adam Ketelsen	0-0-0	1	99.00	0.0	0	1	1	1	0	--
Ty Langenberg	0-0-0	8	5.23	10.1	13	6	6	3	8	.295
Hunter Lee	0-1-0	2	27.00	1.2	5	5	5	1	2	.556
Grant Leonard	0-1-1	12	4.72	13.1	11	8	7	2	14	.220
Dylan Nedved	4-1-9	20	4.19	34.1	29	16	16	11	31	.238
Jackson Payne	0-0-0	5	3.86	9.1	8	5	4	1	11	.229
Ben Probst	0-0-0	9	3.68	7.1	2	3	3	10	3	.100
Jack Radford	0-0-0	1	0.00	0.2	0	0	0	2	2	.000
Will Semb	0-0-0	7	3.00	15.0	11	11	5	12	16	.204
TOTALS	9-6-11	--	4.99	166.0	157	107	92	88	155	.253

BULLPEN STATISTICS

Opponent	Date	W-L-S	Pitchers	Inn.	H	R-ER	BB-SO
vs. Michigan	3/6	0-1-0	Beutel, Hoffman	4.0	5	2-2	2-2
vs. Michigan	3/7	1-0-0	Nedved, Langenberg	4.0	2	0-0	3-2
vs. Michigan	3/7	0-0-0	Semb, Henderson, James, Payne	6.0	1	1-0	5-6
vs. Michigan	3/8	0-1-0	Lee, Ketelsen, Leonard, Probst, Guzek, Hoffman	5.2	5	7-6	6-3
vs. Ohio State	3/12	0-0-1	Hoffman, Beutel, Probst, Nedved	3.0	0	0-0	3-4
vs. Nebraska	3/13	0-0-0	Hoffman, Henderson	2.1	2	0-0	2-5
vs. Ohio State	3/13	0-0-0	Semb, Payne	4.0	7	5-0	2-4
vs. Nebraska	3/14	0-0-1	Nedved	3.0	2	0-0	0-2
Nebraska	3/19	0-0-1	Hoffman	2.0	1	0-0	0-1
Nebraska	3/20	0-0-0	Beutel, Langenberg, Payne, Nedved	6.2	8	4-3	1-4
Nebraska	3/21	0-0-0	Henderson, Baumann, Semb, Hoffman, Lee, Probst, Leonard	7.1	7	8-7	6-7
at Ohio State	3/26	0-0-0	Beutel, Henderson	5.0	8	5-5	1-2
at Ohio State	3/27	0-0-1	Hoffman, Nedved	2.0	0	0-0	0-0
vs. Maryland	3/27	1-0-1	Payne, Hoffman, Nedved	3.0	3	2-2	0-4
vs. Maryland	3/28	0-0-0	Langenberg, Probst, Leonard	3.0	2	1-1	1-2
at Purdue	4/2	1-0-0	Nedved	3.1	1	0-0	0-0
at Purdue	4/3	0-1-0	Guzek, Payne, Leonard	3.0	5	6-4	1-3
at Purdue	4/4	1-0-0	Davitt, Nedved	4.0	7	4-4	1-1
Minnesota	4/9	0-0-0	Probst, Hoffman, Leonard	3.0	2	1-1	2-4
Minnesota	4/11	0-0-1	Nedved	2.0	2	0-0	0-2
Minnesota	4/11	0-0-0	James, Davitt, Langenberg	4.0	3	0-0	3-3
at Rutgers	4/16	1-0-1	Langenberg, Hoffman, Nedved	5.0	7	7-7	3-2
at Rutgers	4/17	--	--	--	--	--	--
at Rutgers	4/17	0-0-0	Probst, Leonard	2.0	0	0-0	0-3
at Rutgers	4/18	0-1-0	Hoffman, Nedved, Leonard	3.1	6	7-7	1-2
Maryland	4/23	1-0-1	Hoffman, Nedved	4.2	3	1-1	2-4
Maryland	4/24	0-0-0	Henderson, Beutel, Probst, Guzek	6.0	4	4-4	2-4
Northwestern	4/25	0-0-0	Langenberg, James, Semb	3.0	3	2-2	1-5
Northwestern	4/26	1-0-0	Hoffman, Nedved	3.0	5	5-5	3-4
at Indiana	4/30	0-0-1	Nedved	2.0	2	2-2	1-1
at Indiana	5/1	0-0-0	Henderson, Langenberg, James, Hoffman, Guzek, Semb	9.0	10	7-7	4-5
at Indiana	5/2	0-0-0	Davitt, Probst, Leonard	4.2	5	5-4	3-4
Penn State	5/7	0-0-1	Hoffman, Nedved	4.0	2	0-0	1-5
Penn State	5/8	0-0-1	Irvine, Henderson, Leonard	4.0	3	2-2	3-3
Penn State	5/8	0-0-0	Nedved	1.2	1	0-0	1-1
Illinois	5/14	1-0-0	Hoffman, Nedved	3.0	3	3-3	2-4
Illinois	5/15	0-0-0	Henderson, Semb, Beutel, Guzek, Probst, James, Radford	6.1	7	7-7	10-8
Illinois	5/16	0-0-0	Irvine, Leonard, Nedved	4.2	4	2-2	3-6
at Northwestern	5/21	0-0-0	Hoffman, Leonard	3.0	3	1-1	0-1
at Northwestern	5/22	0-1-0	Nedved	1.0	3	2-2	0-1
at Northwestern	5/23	0-1-0	Semb, Irvine	6.2	6	4-4	3-10
at Michigan St.	5/28	0-0-0	Hoffman, Guzek	2.0	3	0-0	0-1
at Michigan St.	5/29	1-0-0	Davitt, Nedved	5.0	2	0-0	4-6
at Michigan St.	5/30	0-0-0	Langenberg, Leonard, James	3.0	1	0-0	1-1

SAVE OPPORTUNITIES

Pitcher	2021	Career
Trace Hoffman	1/1	3/5
Grant Leonard	1/2	21/24
Dylan Nedved	9/10	9/10
Trenton Wallace	--	1/1

INHERITED RUNNERS

Pitcher	2021	Career
Cam Baumann	2/1	18/6
Ben Beutel	1/1	7/3
Duncan Davitt	0/0	2/2
Jack Dreyer	--	2/2
Jack Guzek	2/1	6/1
Jacob Henderson	12/6	12/6
Trace Hoffman	20/9	56/23
Drew Irvine	1/0	21/7
Tyson James	3/2	3/2
Adam Ketelsen	2/0	13/4
Ty Langenberg	2/2	2/2
Hunter Lee	2/0	4/0
Grant Leonard	4/4	66/35
Dylan Nedved	21/7	28/9
Jackson Payne	2/2	2/2
Ben Probst	4/3	13/5
Jack Radford	2/2	2/2
Will Semb	2/1	2/1
Trenton Wallace	--	15/1



2021 IOWA BASEBALL OVERALL STATISTICS

Record: 26-18 Home: 10-6 Away: 11-7 Neutral: 5-5 B1G: 26-18

Player	avg	gp-gs	ab	r	h	2b	3b	hr	rbi	tb	slg%	bb	hp	so	gdp	ob%	sf	sh	sb-att	po	a	e	fld%
9 Ben Norman	.306	44-44	170	36	52	14	4	10	53	104	.612	27	9	41	1	.421	3	0	12-13	75	0	1	.987
20 Izaya Fullard	.296	44-41	162	25	48	9	0	5	21	72	.444	22	5	23	7	.395	1	1	1-1	168	67	6	.975
5 Zeb Adreon	.279	44-42	154	28	43	5	4	4	25	68	.442	17	5	54	0	.367	1	1	6-7	99	4	0	1.000
34 Austin Martin	.268	41-39	142	25	38	8	1	2	22	54	.380	20	7	34	5	.382	1	0	1-1	279	16	3	.990
31 Matthew Sosa	.267	44-44	150	30	40	7	0	1	24	50	.333	22	19	32	3	.420	2	1	7-9	26	95	9	.931

4 Brayden Frazier	.325	31-19	80	16	26	10	0	0	16	36	.450	15	2	20	1	.430	3	1	3-3	35	2	1	.974
16 Tyler Snep	.324	15-12	37	5	12	2	0	3	8	23	.622	12	0	12	1	.490	0	0	0-0	4	0	0	1.000
45 Peyton Williams	.295	38-36	122	34	36	15	1	6	27	71	.582	34	7	37	0	.470	1	0	0-0	225	14	0	1.000
17 Dylan Nedved	.240	40-38	129	27	31	8	2	1	23	46	.357	20	5	17	8	.350	6	6	10-11	54	66	4	.968
32 Brett McCleary	.219	28-18	64	6	14	2	0	2	12	22	.344	12	0	18	4	.338	1	1	0-0	99	14	1	.991
38 Trenton Wallace	.218	24-17	55	9	12	2	0	1	7	17	.309	9	1	11	4	.338	0	1	0-1	10	7	0	1.000
2 Brendan Sher	.208	33-30	96	16	20	10	0	1	12	33	.344	20	0	35	0	.339	2	2	1-3	38	86	5	.961
13 Michael Seegers	.122	30-11	49	13	6	1	0	0	5	7	.143	7	0	12	3	.232	0	2	3-3	17	21	1	.974
14 Andy Nelson	.091	13-1	11	4	1	0	0	0	0	1	.091	1	1	5	0	.231	0	0	0-0	0	1	0	1.000
3 Sam Link	.000	13-2	16	2	0	0	0	0	1	0	.000	2	0	7	0	.111	0	0	0-0	3	0	1	.750
25 Paul Vossen	.000	11-2	9	0	0	0	0	0	0	0	.000	1	0	2	0	.100	0	0	0-0	4	0	1	.800
28 Anthony Mangano	.000	4-0	4	0	0	0	0	0	0	0	.000	1	0	3	0	.200	0	0	0-0	0	0	0	.000
7 Keaton Anthony	.000	1-0	1	0	0	0	0	0	0	0	.000	0	0	0	0	.000	0	0	0-0	0	0	0	.000
8 DJ Heck	.000	1-0	0	1	0	0	0	0	0	0	.000	1	0	0	0	1.000	0	0	0-0	0	0	0	.000
35 Cam Baumann	.000	1-1	0	0	0	0	0	0	0	0	.000	0	0	0	0	.000	0	0	0-0	6	10	2	.889
Totals	.261	44	1451	277	379	93	12	36	256	604	.416	243	61	363	37	.385	21	16	44-52	1154	438	37	.977
Opponents	.250	44	1464	224	366	92	7	41	212	595	.406	175	40	390	21	.343	17	21	22-28	1141	365	47	.970

LOB - Team (374), Opp (340). DPs turned - Team (27), Opp (39). CI - Team (1), McCleary 1. IBB - Team (5), Adreon 2, Williams 2, Snep 1, Opp (5). Picked off - B. Norman 2, Sosa 1, Martin 1, Snep 1.

(All games Sorted by Earned run avg)

Player	era	w-l	app	gs	cg	sho	sv	ip	h	r	er	bb	so	2b	3b	hr	b/avg	wp	hp	bk	sfa	sha
38 Trenton Wallace	2.34	7-1	13	13	0	0/2	0	73.0	54	20	19	37	106	9	1	3	.202	1	7	1	3	1
35 Cam Baumann	4.19	5-5	13	12	0	0/1	0	68.2	71	36	32	14	56	15	2	7	.264	7	4	1	3	3
44 Duncan Davitt	5.55	5-2	13	9	0	0/1	0	48.2	48	31	30	19	47	11	2	8	.258	3	9	0	3	3
12 Drew Irvine	6.43	2-5	13	10	1	0/0	0	49.0	55	40	35	31	49	14	0	7	.274	6	4	0	0	2

41 Jack Radford	0.00	0-0	1	0	0	0/0	0	0.2	0	0	0	2	2	0	0	0	.000	0	0	0	0	0
10 Will Semb	3.00	0-0	7	0	0	0/0	0	15.0	11	11	5	12	16	5	0	2	.204	2	0	0	0	1
19 Ben Probst	3.68	0-0	9	0	0	0/1	0	7.1	2	3	3	10	3	0	0	0	.100	0	0	0	0	2
51 Jackson Payne	3.86	0-0	5	0	0	0/0	0	9.1	8	5	4	1	11	3	0	2	.229	0	4	0	1	0
17 Dylan Nedved	4.19	4-1	20	0	0	0/1	9	34.1	29	16	16	11	31	12	0	1	.238	1	4	0	2	1
22 Tyson James	4.50	0-0	6	0	0	0/1	0	6.0	6	5	3	7	8	3	0	0	.261	1	1	0	1	0
42 Trace Hoffman	4.56	3-0	18	0	0	0/2	1	23.2	24	12	12	9	20	2	1	3	.261	0	2	0	1	0
43 Grant Leonard	4.72	0-1	12	0	0	0/0	1	13.1	11	8	7	2	14	2	0	1	.220	0	2	0	0	3
37 Jacob Henderson	5.00	0-0	8	0	0	0/0	0	9.0	8	5	5	7	6	2	0	0	.276	1	2	0	2	0
27 Ty Langenberg	5.23	0-0	8	0	0	0/1	0	10.1	13	6	6	3	8	2	0	3	.295	3	0	0	0	1
29 Ben Beutel	10.61	0-1	6	0	0	0/1	0	9.1	16	12	11	3	8	7	0	2	.421	2	1	1	1	3
40 Jack Guzek	11.81	0-1	6	0	0	0/0	0	5.1	5	8	7	5	3	4	0	1	.227	0	0	0	0	0
24 Hunter Lee	27.00	0-1	2	0	0	0/0	0	1.2	5	5	5	1	2	1	1	1	.556	2	0	0	0	1
26 Adam Ketelsen	99.00	0-0	1	0	0	0/0	0	0.0	0	1	1	1	0	0	0	0		1	0	0	0	0
Totals	4.68	26-18	44	44	1	3/3	11	384.2	366	224	200	175	390	92	7	41	.250	30	40	3	17	21
Opponents	5.61	18-26	44	44	1	2/2	7	380.1	379	277	237	243	363	93	12	36	.261	44	61	3	21	16

PB - Team (7), Martin 4, McCleary 2, Snep 1, Opp (11). Pickoffs - Team (7), Beutel 2, Martin 1, Semb 1, Irvine 1, Probst 1, Langenberg 1, Opp (5). SBA/ATT - Martin (18-19), Wallace (8-8), McCleary (3-7), Irvine (3-6), Baumann (2-3), Nedved (2-2), Probst (0-2), Henderson (2-2), Beutel (1-1), Hoffman (1-1), Payne (1-1), Leonard (1-1).

2021 IOWA BASEBALL GAME SUMMARY

Score by innings	1	2	3	4	5	6	7	8	9	EX	Total
IOWA	19	24	35	22	36	44	17	50	28	2	277
Opponents	20	28	33	18	30	31	24	25	15	0	224

Record when ...

Overall	26-18	After 6 leading	22-1
Conference	26-18 trailing	1-17
Non-Conference	0-0 tied	3-0
Home games	10-6	After 7 leading	18-1
Away games	11-7 trailing	3-14
Neutral site	5-5 tied	3-3
Day games	22-15	After 8 leading	20-1
Night games	4-3 trailing	1-16
vs Left starter	11-5 tied	3-1
vs Right starter	15-13		
1-Run games	2-3	Hit 0 home runs	13-12
2-Run games	7-5	... 1 home run	5-2
5+Run games	10-6	... 2+ home runs	8-4
Extra innings	1-0		
Shutouts	3-2	Opponent 0 home runs	14-5
	 1 home run	9-8
Scoring 0-2 runs	0-6 2+ HRs	3-5
..... 3-5 runs	9-4		
..... 6-9 runs	10-8	Made 0 errors	17-4
..... 10+ runs	7-0	... 1 error	5-7
		... 2+ errors	4-7
Opponent 0-2 runs	15-0		
..... 3-5 runs	9-4	Opp. made 0 errors	6-8
..... 6-9 runs	1-7 1 error	11-7
..... 10+ runs	1-7 2+ errors	9-3
Scored in 1st inning	8-2	Out-hit opponent	17-1
Opp. scored in 1st	3-7	Out-hit by opponent	7-16
Scores first	20-2	Hits are tied	2-1
Opp. scores first	6-16		

Record when team scores:

Runs	0	1	2	3	4	5	6	7	8	9	10+
W-L	0-2	0-1	0-3	3-0	3-4	3-0	5-3	2-1	3-4	0-0	7-0

Record when opponent scores:

Runs	0	1	2	3	4	5	6	7	8	9	10+
W-L	3-0	8-0	4-0	3-0	4-2	2-2	0-1	0-2	0-4	1-0	1-7

Record when leading after:

Inn.	1	2	3	4	5	6	7	8
W-L	8-1	10-1	15-1	16-1	19-1	22-1	18-1	20-1

Record when trailing after:

Inn.	1	2	3	4	5	6	7	8
W-L	2-5	3-11	5-13	6-14	2-17	1-17	3-14	1-16

Record when tied after:

Inn.	1	2	3	4	5	6	7	8
W-L	16-12	13-6	6-4	4-3	5-0	3-0	3-3	3-1

Current winning streak: 3

Longest winning streak: 7

Longest losing streak: 3

Home attendance : 10449 (14 dates avg = 746)

Away attendance : 5768 (28 dates avg = 206)

Total attendance: 16217 (42 dates avg = 386)

DEFICITS OVERCOME (12-7)

Trailed 2-1 through 6.5 vs. Michigan (3/6)	L, 2-4
Trailed 3-2 through 4.5 vs. Michigan (3/7)	W, 8-3
Trailed 1-0 through 4 vs. Ohio State (3/13)	L, 4-7
Trailed 1-0 through .5 vs. Nebraska (3/21)	L, 8-13
Trailed 1-0 through 3 at Ohio State (3/27)	W, 5-1
Trailed 3-2 through 7 vs. Maryland (3/27)	W, 6-4
Trailed 2-1 through 4 at Purdue (4/2)	W, 4-2
Trailed 3-1 through 5 at Purdue 4/3	L, 8-10
Trailed 10-6 through 7 and 10-7 through 8 at Rutgers (4/16)	W, 14-12
Trailed 2-0 through 6 vs. Maryland (4/23)	W, 6-2
Trailed 1-0 through 1.5 vs. Northwestern (4/25)	W, 15-4
*Trailed 3-0 through 2, 8-5 through 7.5 and 9-8 through 8.5 vs. Northwestern (4/26)	W, 12-9
Trailed 2-1 through 2 at Indiana (4/30)	W, 6-5
Trailed 1-0 through .5 inning vs. Penn State (5/7)	W, 4-2
Trailed 4-2 through 7.5 vs. Illinois (5/14)	W, 5-4
Trailed 2-0 through 2.5 vs. Illinois (5/16)	L, 2-6
Trailed 3-0 through 1, 3-2 through 6 at Northwestern (5/22)	L, 4-5
Trailed 4-0 through 2, 6-5 through 6 at Northwestern (5/23)	L, 6-8
Trailed 4-0 through 4, 4-3 through 5 at Michigan State (5/29)	W, 7-4

*Walk-Offs



2021 IOWA BASEBALL HITTING STATS

Date	Opponent	ab	r	h	rbi	2b	3b	hr	tb	bb	ibb	sb	cs	hbp	sac	sf	gdp	k	po	a	e	lob	avg
*Mar 06	vs Michigan	33	2	7	2	2	0	0	9	1	0	1	0	1	0	0	1	13	27	11	0	6	.212
*Mar 07	vs Michigan	25	8	8	6	5	0	0	13	5	0	1	2	4	0	0	0	5	21	13	1	8	.259
*Mar 07	vs Michigan	31	0	3	0	1	0	0	4	5	0	0	0	1	0	0	0	12	27	8	1	10	.202
*Mar 08	vs Michigan	33	4	6	4	3	0	0	9	4	0	0	0	0	0	0	1	7	27	10	1	6	.197
*Mar 12	vs Ohio State	29	4	6	3	1	0	0	7	6	0	4	0	2	1	0	0	10	27	4	0	10	.199
*Mar 13	vs Nebraska	31	0	6	0	1	0	0	7	6	0	1	0	0	0	0	1	10	24	9	1	10	.198
*Mar 13	vs Ohio State Buckeyes	32	4	5	4	0	0	1	8	7	0	3	0	2	0	0	0	14	24	8	2	10	.192
*Mar 14	vs Nebraska	32	3	9	3	3	0	0	12	2	0	2	0	3	1	0	1	4	27	7	1	8	.203
*Mar 19	NEBRASKA	30	3	6	3	2	0	2	14	1	0	1	0	0	1	0	0	9	27	10	0	5	.203
*Mar 20	NEBRASKA	38	8	12	8	3	1	2	23	3	0	1	0	2	0	1	0	7	27	12	2	9	.217
*Mar 21	NEBRASKA	34	8	10	7	2	0	2	18	8	0	0	0	1	0	0	0	10	27	14	3	8	.224
*Mar 26	at Ohio State	31	2	6	2	0	0	0	6	5	0	1	1	1	0	0	2	11	24	8	1	8	.222
*Mar 27	at Ohio State	35	5	10	5	3	0	2	19	4	0	1	0	3	1	1	0	5	27	13	1	12	.227
*Mar 27	vs Maryland	37	6	10	6	3	1	3	24	0	0	0	0	0	0	0	1	12	27	10	0	4	.231
*Mar 28	vs Maryland	34	11	10	11	1	0	2	17	7	0	0	0	0	0	0	0	8	27	10	0	6	.235
*Apr 02	at Purdue	35	4	5	3	1	0	0	6	7	2	1	0	3	1	0	0	12	30	11	0	12	.229
*Apr 03	at Purdue	34	8	10	8	1	1	3	22	6	0	0	1	1	1	0	2	7	24	13	3	7	.233
*Apr 04	at Purdue	35	8	9	7	4	0	0	13	6	2	2	0	2	0	1	1	6	27	16	0	9	.234
*Apr 09	MINNESOTA	27	7	3	7	0	1	1	8	8	0	2	0	3	0	1	0	8	27	9	1	8	.229
*Apr 11	MINNESOTA	33	6	12	6	0	1	4	26	0	0	0	0	1	0	0	3	1	27	14	1	4	.236
*Apr 11	MINNESOTA	40	18	17	14	6	0	0	23	9	0	1	0	2	0	1	1	9	27	5	2	10	.247
*Apr 16	at Rutgers	39	14	14	13	2	2	1	23	9	0	0	1	1	0	0	1	7	27	11	0	8	.253
*Apr 17	at Rutgers	25	3	5	3	1	0	1	9	0	0	0	0	0	0	1	1	2	21	8	3	2	.251
*Apr 17	at Rutgers	34	8	11	7	2	0	0	13	7	0	2	0	3	1	0	2	9	27	13	0	10	.254
*Apr 18	at Rutgers	31	7	5	7	1	0	1	9	6	0	2	0	2	1	1	0	4	25	12	1	7	.251
*Apr 23	MARYLAND	28	6	7	5	2	0	0	9	10	0	3	1	1	1	0	2	11	27	8	2	10	.251
*Apr 24	MARYLAND	36	6	12	5	3	0	0	15	3	0	1	0	0	0	1	2	8	27	11	2	7	.254
*Apr 25	NORTHWESTERN	38	15	18	15	6	1	1	29	4	0	0	0	3	0	3	0	5	27	14	0	9	.263
*Apr 26	NORTHWESTERN	33	12	13	12	4	1	2	25	9	1	0	0	1	1	4	0	3	27	9	0	11	.268
*Apr 30	at Indiana	33	6	8	5	1	0	1	12	6	0	2	0	0	1	0	2	10	27	12	0	7	.267
*May 01	at Indiana	35	6	11	6	2	0	0	13	9	0	1	0	0	0	1	2	10	24	11	1	12	.268
*May 02	at Indiana	40	8	11	8	3	0	3	23	3	0	1	0	0	0	0	0	11	24	8	2	8	.269
*May 07	PENN STATE	32	4	9	4	1	0	2	16	4	0	0	0	0	0	0	1	5	27	7	0	8	.269
*May 08	PENN STATE	31	5	9	4	1	0	0	10	9	0	0	0	0	1	0	2	7	27	5	0	12	.270
*May 08	PENN STATE	32	4	6	3	1	0	0	7	4	0	0	0	2	0	0	0	13	27	14	2	7	.267
*May 14	ILLINOIS	33	5	10	5	4	1	0	16	4	0	1	0	0	0	1	0	8	27	4	2	9	.268
*May 15	ILLINOIS	29	1	3	1	1	0	0	4	3	0	1	0	1	0	1	0	16	27	4	1	6	.264
*May 16	ILLINOIS	31	2	5	2	0	0	0	5	4	0	2	0	1	0	0	1	13	27	17	0	7	.262
*May 21	at Northwestern	35	6	9	6	2	1	2	19	7	0	0	0	2	0	0	1	4	27	10	0	11	.262
*May 22	at Northwestern	32	4	7	4	1	0	0	8	4	0	0	0	1	0	2	1	7	24	9	0	8	.261
*May 23	at Northwestern	35	6	8	5	2	0	0	10	6	0	3	0	3	0	0	1	8	25	6	0	11	.260
*May 28	at Michigan State	33	12	10	11	1	0	0	11	15	0	0	1	0	2	0	2	8	27	6	0	11	.261
*May 29	at Michigan State	31	7	7	5	4	0	0	11	12	0	1	1	1	1	0	2	6	27	9	0	11	.260
*May 30	at Michigan State	36	11	11	11	6	1	0	19	5	0	2	0	7	1	1	0	8	27	15	0	12	.261
Totals		1451	277	379	256	93	12	36	604	243	5	44	8	61	16	21	37	363	1154	438	37	374	.261



2021 IOWA BASEBALL PITCHING SUMMARY

Date	Opponent	ip	h	r	er	bb	so	2b	3b	hr	wp	bk	hbp	dp	ibb	score	w-l	sv	era
*Mar 06	vs Michigan	9.0	8	4	4	6	13	4	0	0	1	0	2	0	0	2-4	0-1	0	4.00
*Mar 07	vs Michigan	7.0	6	3	3	8	6	2	0	0	1	0	0	1	0	8-3	1-1	0	3.94
*Mar 07	vs Michigan	9.0	6	7	6	7	12	0	0	2	2	0	2	0	0	0-7	1-2	0	4.68
*Mar 08	vs Michigan	9.0	11	11	10	7	7	1	1	1	2	0	1	1	0	4-11	1-3	0	6.09
*Mar 12	vs Ohio State	9.0	2	0	0	5	14	0	0	0	0	0	0	0	0	4-0	2-3	1	4.81
*Mar 13	vs Nebraska	8.0	8	4	1	3	13	0	0	1	0	0	0	0	0	0-4	2-4	1	4.24
*Mar 13	vs Ohio State Buckeyes	8.0	11	7	1	3	9	5	0	1	1	0	2	0	1	4-7	2-5	1	3.81
*Mar 14	vs Nebraska	9.0	4	1	1	2	8	2	0	0	0	0	2	2	0	3-1	3-5	2	3.44
*Mar 19	NEBRASKA	9.0	3	0	0	3	9	0	0	0	0	0	1	0	0	3-0	4-5	3	3.04
*Mar 20	NEBRASKA	9.0	13	10	7	4	7	5	0	4	0	0	0	1	0	8-10	4-6	3	3.45
*Mar 21	NEBRASKA	9.0	11	13	12	8	7	2	2	2	3	1	0	0	0	8-13	4-7	3	4.26
*Mar 26	at Ohio State	8.0	9	8	8	5	8	6	0	1	1	0	2	2	0	2-8	4-8	3	4.63
*Mar 27	at Ohio State	9.0	3	1	1	2	5	1	0	1	0	0	1	1	0	5-1	5-8	4	4.34
*Mar 27	vs Maryland	9.0	6	4	4	3	9	2	0	2	0	0	1	0	0	6-4	6-8	5	4.31
*Mar 28	vs Maryland	9.0	5	2	2	3	7	2	0	1	1	0	1	0	0	11-2	7-8	5	4.15
*Apr 02	at Purdue	10.0	7	2	2	2	13	1	0	1	0	0	1	1	0	4-2	8-8	5	3.99
*Apr 03	at Purdue	8.0	11	10	7	3	5	5	0	0	1	0	3	1	0	8-10	8-9	5	4.20
*Apr 04	at Purdue	9.0	12	5	5	1	2	3	0	0	0	0	3	0	0	8-5	9-9	5	4.24
*Apr 09	MINNESOTA	9.0	11	1	1	4	11	1	0	0	0	1	0	1	0	7-1	10-9	5	4.07
*Apr 11	MINNESOTA	9.0	4	1	1	4	8	1	0	1	2	0	0	2	0	6-1	11-9	6	3.91
*Apr 11	MINNESOTA	9.0	5	0	0	4	8	1	0	0	1	0	0	2	0	18-0	12-9	6	3.72
*Apr 16	at Rutgers	9.0	11	12	12	9	7	3	0	2	0	0	1	0	0	14-12	13-9	6	4.10
*Apr 17	at Rutgers	7.0	6	1	1	0	5	0	0	1	1	0	1	1	0	3-1	14-9	6	4.01
*Apr 17	at Rutgers	9.0	3	1	1	2	7	0	0	0	0	0	0	0	0	8-1	15-9	6	3.88
*Apr 18	at Rutgers	8.1	10	8	8	2	9	1	0	1	0	0	4	0	0	7-8	15-10	6	4.06
*Apr 23	MARYLAND	9.0	5	2	1	8	13	0	0	0	0	0	2	2	0	6-2	16-10	7	3.94
*Apr 24	MARYLAND	9.0	9	8	8	8	9	2	0	1	1	0	1	1	0	6-8	16-11	7	4.09
*Apr 25	NORTHWESTERN	9.0	8	4	4	3	9	3	0	1	1	0	0	1	0	15-4	17-11	7	4.09
*Apr 26	NORTHWESTERN	9.0	10	9	9	4	9	1	1	5	0	0	1	0	1	12-9	18-11	7	4.26
*Apr 30	at Indiana	9.0	9	5	5	2	10	3	1	0	0	0	0	0	0	6-5	19-11	8	4.29
*May 01	at Indiana	8.0	14	12	12	5	5	5	0	1	2	0	1	1	0	6-12	19-12	8	4.56
*May 02	at Indiana	8.0	16	12	11	3	8	5	1	2	1	0	0	0	0	8-12	19-13	8	4.79
*May 07	PENN STATE	9.0	9	2	2	2	15	0	0	0	1	0	1	1	0	4-2	20-13	9	4.70
*May 08	PENN STATE	9.0	9	3	3	5	12	2	0	0	1	0	1	1	0	5-3	21-13	10	4.65
*May 08	PENN STATE	9.0	7	5	3	1	8	2	0	0	0	0	1	0	0	4-5	21-14	10	4.60
*May 14	ILLINOIS	9.0	6	4	4	4	13	2	0	1	0	0	0	1	0	5-4	22-14	10	4.58
*May 15	ILLINOIS	9.0	11	14	12	13	10	5	0	0	2	1	2	0	1	1-14	22-15	10	4.79
*May 16	ILLINOIS	9.0	16	6	6	3	9	2	0	1	3	0	0	1	1	2-6	22-16	10	4.82
*May 21	at Northwestern	9.0	6	1	1	3	9	2	0	1	0	0	0	0	0	6-1	23-16	10	4.72
*May 22	at Northwestern	8.0	7	5	5	1	6	2	0	0	1	0	0	0	0	4-5	23-17	10	4.74
*May 23	at Northwestern	8.1	10	8	8	3	12	2	0	5	0	0	0	0	1	6-8	23-18	10	4.83
*May 28	at Michigan State	9.0	8	1	1	1	10	2	0	0	0	0	1	1	0	12-1	24-18	10	4.74
*May 29	at Michigan State	9.0	8	4	4	4	9	2	0	0	0	0	1	0	0	7-4	25-18	11	4.72
*May 30	at Michigan State	9.0	12	3	3	2	5	2	1	1	0	0	0	1	0	11-3	26-18	11	4.68
Totals		384.2	366	224	200	175	390	92	7	41	30	3	40	27	5	277-224	26-18	11	4.68



2021 IOWA BASEBALL MISCELLANEOUS STATS

Multiple Hit Games	2	3	4	5+	Total
9 Ben Norman	12	3	-	-	15
5 Zeb Adreon	12	1	1	-	14
20 Izaya Fullard	10	4	-	-	14
34 Austin Martin	8	2	-	-	10
17 Dylan Nedved	7	2	1	-	10
31 Matthew Sosa	6	2	-	-	8
45 Peyton Williams	4	3	1	-	8
4 Brayden Frazier	5	2	-	-	7
38 Trenton Wallace	4	-	-	-	4
32 Brett McCleary	3	-	-	-	3
2 Brendan Sher	3	-	-	-	3
16 Tyler Snep	2	-	-	-	2
13 Michael Seegers	1	1	-	-	2
TEAM	77	20	3	0	100

Multiple RBI Games	2	3	4	5+	Total
9 Ben Norman	9	1	3	1	14
45 Peyton Williams	5	1	2	-	8
5 Zeb Adreon	4	2	1	-	7
4 Brayden Frazier	3	2	-	-	5
31 Matthew Sosa	3	2	-	-	5
20 Izaya Fullard	5	-	-	-	5
34 Austin Martin	4	1	-	-	5
17 Dylan Nedved	2	2	-	-	4
2 Brendan Sher	3	-	-	-	3
32 Brett McCleary	2	1	-	-	3
38 Trenton Wallace	1	1	-	-	2
16 Tyler Snep	1	1	-	-	2
TEAM	42	14	6	1	63

Hitting Streaks	Longest	Current
20 Izaya Fullard	11	1
9 Ben Norman	10	6
31 Matthew Sosa	8	6
34 Austin Martin	7	4
5 Zeb Adreon	6	1
45 Peyton Williams	6	6
2 Brendan Sher	4	-
16 Tyler Snep	3	-
32 Brett McCleary	3	-
4 Brayden Frazier	3	1
17 Dylan Nedved	3	-
13 Michael Seegers	2	-
38 Trenton Wallace	2	-
14 Andy Nelson	1	-

Reached Base Streaks	Longest	Current
20 Izaya Fullard	27	27
9 Ben Norman	25	6
45 Peyton Williams	19	7
34 Austin Martin	16	4
31 Matthew Sosa	12	6
5 Zeb Adreon	11	4
17 Dylan Nedved	7	3
16 Tyler Snep	7	-
4 Brayden Frazier	6	4
32 Brett McCleary	6	-
38 Trenton Wallace	4	1
2 Brendan Sher	4	-
13 Michael Seegers	3	-
14 Andy Nelson	3	-
25 Paul Vossen	1	-
8 DJ Heck	1	1
28 Anthony Mangano	1	-
3 Sam Link	1	-



THE LAST TIME...

Hitting Categories:

A Hawkeye hit a walk-off home run	Brett McCleary vs. Northwestern, 4/26/21 (W, 12-9) (3-run HR)
A Hawkeye hit a lead-off home run	Ben Norman at Rutgers, April 16, 2021 (W, 14-12)
A Hawkeye hit a grand slam	Peyton Williams, April 9, 2021 vs. Minnesota (W, 7-1)
A Hawkeye hit an inside-the-park home run	Matthew Sosa, March 9, 2019 vs. Evansville (W, 18-7)
A Hawkeye hit for the cycle	Lorenzo Elion (5-for-6, 2 HR, 6 RBIs, 4 R) vs. Coe College, 4/11/18
A Hawkeye had 8 or more at-bats	^Eric Toole (3-for-8), Jake Manger (3-for-8), Joel Booker (2-for-8) vs. Sacramento State, 4/28/15
A Hawkeye hit four home runs in a game	Bill Heinz, April 20, 1988 at Minnesota (W, 17-3)
A Hawkeye hit three home runs in a game	Jake Adams, May 19, 2017, at Kansas State (3-for-4, 7 RBIs), 12-11 win (10 innings)
A Hawkeye hit two home runs in a game	Peyton Williams at Purdue, 4/3/21 (L, 8-10)
A Hawkeye had five hits in a game	^Lorenzo Elion vs. Coe College, 4/11/18 (5-for-6, 2 HR, 6 RBIs, 4 R), W, 16-1
A Hawkeye had three doubles in a game	^Brayden Frazier at Michigan State, 5/30/21 (W, 11-3)
A Hawkeye hit two triples in a game	Zach McCool, April 20, 2010 vs. Western Illinois (W, 6-5)
A Hawkeye had six or more RBIs in a game	7, Tanner Wetrich at Maryland, 5/18/19 (L, 8-10)
A Hawkeye stole five bases in a game	Lance Platz at Purdue in 1979
A Hawkeye stole home	Mitchell Boe at Western Illinois, 5/15/18 (T9th) (W, 5-4)
A Hawkeye walked four times in a game	^Izaya Fullard vs. Minnesota, 4/9/21 (W, 7-1)
A Hawkeye had three sacrifice hits in a game	Travis Sweet, March 23, 2007 at North Dakota State (W, 6-5)
A Hawkeye scored five runs in a game	^Ben Norman vs. Georgetown, 3/7/20 (W, 22-2)
A Hawkeye was hit by three pitches in a game	Nick Day, April 25, 2014 vs. South Dakota State
A Hawkeye hit a home run in five consecutive games	Jake Adams (May 12-18, 2017, vs. Ohio State, vs. Omaha, at Illinois)
A Hawkeye hit triples in consecutive games	Zeb Adreon vs. Northwestern (4/25-26, 2021)
The Hawkeyes hit back-to-back triples in a game	T.J. Cataldo & Matt Mossey, April 20, 2008 vs. Northwestern (L, 9-6)
The Hawkeyes hit five or more home runs in a game	7, May 1, 2018, vs. Missouri (L, 16-17, 11 Inn.) (Cropley, Hoeg, Neustrom, Crawl, Cropley, Boe, Whelan)
The Hawkeyes hit two grand slams in the same game	Robert Neustrom, Tyler Cropley vs. Bradley (W, 12-1), 3/22/17
The Hawkeyes hit back-to-back-to-back home runs in same game	May 18, 2017, at Illinois (McCoy, Adams, Neustrom)
The Hawkeyes left 15 or more people on base	16 vs. Marshall, 2/17/19
The Hawkeyes hit into five double plays	May 23, 2007 vs. Illinois (L, 12-3 in Big Ten Tournament)

Pitching Categories:

A Hawkeye pitcher threw a no-hitter (7 innings)	Bill Drambel, 1979 vs. Kansas State
A Hawkeye pitcher threw a no-hitter (9 innings)	Cole McDonald, 8/25/17 vs. Czech Republic (World University Games) (W, 8-0)
A Hawkeye pitcher threw a perfect game (7 innings)	Chad Blackwell, April 29, 2000 vs. Northwestern (W, 4-0)
A Hawkeye pitcher threw a one-hitter (9 innings)	Jarred Hippen, April 29, 2011 at Minnesota (L, 1-0)
A Hawkeye pitcher threw a two-hitter (7 innings)	Steve Turnbull, March 23, 2007 vs. North Dakota State (W, 8-0)
Iowa was one hit	May 23, 2018 vs. Michigan at BTT (L, 2-1, 10 innings)
Iowa was no-hit	April 21, 2012 vs. Penn State (L, 2-0)
A Hawkeye pitcher threw a complete game (7 innings)	Drew Irvine vs. Rutgers, April 17, 2021 (W, 3-1)
A Hawkeye pitcher threw a complete game (9 innings)	C.J. Eldred, March 25, 2016 vs. Maryland (W, 8-1), April 1, 2016, at Minnesota (L, 1-4)
A Hawkeye pitcher threw a complete game shutout (7 innings)	Jack Dreyer vs. Western Michigan, 3/6/20 (W, 10-0, run-rule)
A Hawkeye pitcher threw a complete game shutout (9 innings)	Tyler Peyton, May 20, 2016, at Penn State (W, 8-0)
The Hawkeyes were shut out	vs. Nebraska, 3/13/21 (L, 0-4)
A Hawkeye pitcher recorded nine or more wins in a season	9, Blake Hickman, 2015
A Hawkeye closer recorded 10 or more saves in a season	14, Grant Leonard, 2019
A Hawkeye pitcher recorded 10 or more strikeouts	10, 2X, Trenton Wallace vs. Ohio State, 3/12/21 (W, 4-0), Penn State, 5/7/21 (W, 4-2)

Fielding Categories:

The Hawkeyes committed five errors or more in a game	April 28, 2013 vs. Minnesota (L, 9-5) — committed five.
A Hawkeye had 20 or more putouts	20, Steve Stumpff, 1975 vs. Tulsa
A Hawkeye had 15 or more putouts	15, Austin Martin vs. Penn State, 5/7/21
A Hawkeye had eight or more assists in a game	10, Zach Daniels at Minnesota, 4/3/16
The Hawkeyes turned five double plays in a game	2003 vs. Ohio State^

Scoring and Misc. Categories:

The Hawkeyes recorded 20 or more hits	20 at Ohio State, 5/7/16 (W, 12-0)
The Hawkeyes scored 20 or more runs	22 vs. Georgetown, 3/7/20 (W, 22-2)
Iowa swept a four-game Big Ten series	at Northwestern, April 27-29, 2007 (W, 16-6, 15-10, 13-8, 14-10)
Iowa swept a three-game Big Ten series	at Michigan State, May 28-30, 2021 (W, 12-1, 7-4, 11-3)
Iowa swept consecutive three-game Big Ten series	vs. No. 19 Indiana (March 27-29, 2015); at Purdue (April 3-5, 2015)
Iowa was swept in a Big Ten three-game series	at Indiana (March 22-24, 2019) (L, 2-3, 1-13, 1-7); at Maryland (5/16-18/19)
Iowa defeated a ranked team	March 7, 2021 vs. No. 18/21 Michigan (W, 8-3)
Iowa swept a series over a ranked opponent	March 29-31, 2018 vs. No. 23 Illinois (W, 8-4, 2-1, 3-1)
Iowa won a road series over a ranked opponent	March 1-2, 2019 at No. 19 Oklahoma State (L, 4-5; W, 5-4; W, 3-2)
Iowa defeated a top-10 team	No. 7 Michigan (April 27, April 29, 2018) (W, 4-2; W, 7-5)
The Hawkeyes played 14 or more innings	vs. Sacramento State, 4/28/15 (W, 4-3, 18 innings)
Iowa played a game over four and a half hours	4:58 vs. Missouri, 5/1/18 (L, 16-17, 11 Innings)
Longest game in school history	5:40 vs. Sacramento State, 4/28/15 (W, 4-3, 18 innings)

* Bolded items are from the 2021 season ^Tied school record

Instagram: **UIBaseball**



Twitter: **@UIBaseball**



Facebook: **iowabaseball**

2021 IOWA BASEBALL ROSTER

No.	Name	Pos.	Ht.	Wt	Yr.	B/T	Hometown/High School (Last School)
2	Brendan Sher	IF	6-1	200	RS So.	R/R	Indianola, Iowa/Indianola
3	Sam Link	UTIL	6-0	195	RS Fr.	R/R	Dubuque, Iowa/Dubuque Senior
4	Brayden Frazier	IF/OF	6-0	195	RS Fr.	R/R	Cedar Rapids, Iowa/Cedar Rapids Jefferson
5	Zeb Adreon	OF/1B	6-2	219	RS Sr.	L/L	Pleasantville, Iowa/Pleasantville (Southeastern CC)
6	Alec Nigut	OF/LHP	6-0	205	Fr.	L/L	Des Moines, Iowa/Roosevelt
7	Keaton Anthony	UTIL/RHP	6-4	211	Fr.	R/R	Hoschton, Ga./Mill Creek
8	DJ Heck	OF	6-0	195	RS Fr.	R/R	Iowa City, Iowa/City High
9	Ben Norman	OF	6-2	200	RS Sr.	L/R	Des Moines, Iowa/Roosevelt
10	Will Semb	RHP	6-1	180	Fr.	R/R	De Pere, Wis./De Pere
11	Jackson Vines	RHP	6-3	205	RS Fr.	R/R	Johnston, Iowa/Johnston
12	Drew Irvine	RHP	6-3	180	RS So.	S/R	Waukee, Iowa/Waukee
13	Michael Seegers	IF	5-10	160	Fr.	R/R	Oconomowoc, Wis/Home School
14	Andy Nelson	UTIL	6-0	190	Fr.	R/R	Winfield, Ill./Wheaton North
16	Tyler Snep	C	6-2	210	RS Fr.	L/R	Lake Zurich, Ill./Lake Zurich
17	Dylan Nedved	IF/RHP	6-2	190	RS Jr.	R/R	Shawnee, Kan./Shawnee Mission Northwest (Hutchinson CC)
18	Rimmy Nemickas	LHP	6-4	215	RS Fr.	L/L	Cedar Rapids, Iowa/Washington
19	Ben Probst	RHP	6-1	205	RS So.	R/R	Urbandale, Iowa/Dowling Catholic
20	Izaya Fullard	IF	5-11	235	RS Jr.	R/R	North Liberty, Iowa/Iowa City West (Kirkwood CC)
22	Tyson James	RHP	6-4	255	Fr.	R/R	Webster Groves, Mo./Webster Groves
24	Hunter Lee	RHP	6-1	225	RS Jr.	R/R	Des Moines, Iowa/Lincoln (Kirkwood CC)
25	Paul Vossen	OF	5-9	160	RS Fr.	L/R	Reno, Nev./Bishop Manogue Catholic
26	Adam Ketelsen	LHP	6-3	195	RS Sr.	L/L	Mount Vernon, Iowa/Mount Vernon (Kirkwood CC)
27	Ty Langenberg	RHP	6-2	190	Fr.	R/R	Urbandale, Iowa/Urbandale
28	Anthony Mangano	UTIL	6-0	185	Fr.	L/R	Lake Zurich, Ill./Lake Zurich
29	Ben Beutel	LHP	6-0	165	RS Jr.	L/L	Davenport, Iowa/Davenport Assumption (Allen CC/Bowling Green State)
30	Connor McCaffery	OF/1B	6-6	215	RS So.	L/L	North Liberty, Iowa/Iowa City West
31	Matthew Sosa	IF	6-2	220	RS Sr.	R/R	Whittier, Calif./Whittier (East Los Angeles CC)
32	Brett McCleary	C	6-2	225	RS Jr.	R/R	Iowa City, Iowa/City High
33	Jack Dreyer	LHP	6-2	205	RS So.	R/L	Johnston, Iowa/Johnston
34	Austin Martin	C	6-1	205	RS Sr.	R/R	Altoona, Iowa/Southeast Polk (Southeastern CC)
35	Cam Baumann	LHP	6-2	200	RS Jr.	L/L	Fairfield, Iowa/Fairfield
37	Jacob Henderson	RHP	6-0	180	RS Fr.	R/R	Gilbert, Ariz./Mesquite
38	Trenton Wallace	LHP/OF	6-1	200	RS Jr.	L/L	Rock Island, Ill./Davenport Assumption
40	Jack Guzek	RHP	6-4	205	RS So.	R/R	Manhattan, Ill./Brother Rice (Gulf Coast State College)
41	Jack Radford	LHP	6-4	235	RS So.	L/L	Lakewood, Colo./Bear Creek (South Mountain CC/Southern Illinois)
42	Trace Hoffman	RHP	6-1	180	RS Sr.	R/R	Cascade, Iowa/Cascade (Southeastern CC)
43	Grant Leonard	RHP	6-0	180	RS Sr.	R/R	Mokena, Ill./Lincoln Way
44	Duncan Davitt	RHP	6-3	221	RS So.	R/R	Indianola, Iowa/Indianola
45	Peyton Williams	1B	6-5	250	RS Fr.	L/L	Johnston, Iowa/Johnston
51	Jackson Payne	RHP	6-4	180	Fr.	R/R	Clive, Iowa/Waukee

COACHING STAFF

Head Coach: #21 Rick Heller (Upper Iowa, 1986, 8th year at Iowa)

Associate Head Coach/Recruiting Coordinator: #15 Marty Sutherland (Northern Iowa, 2002, 8th Year at Iowa)

Assistant Coach (Pitching): #23 Robin Lund (Whitworth College, 1995, 3rd year at Iowa)

Volunteer Assistant Coach (Hitting): #36 Jimmy Frankos (University of Iowa, 2016, 2nd Year at Iowa)

Director, Baseball Operations: Nic Ungs (Northern Iowa, 2001, 4th year at Iowa)

Director, Player Development: Tom Gorzelanny (3rd year)

SUPPORT STAFF

Strength & Conditioning: Zach Walrod

Equipment Manager: Kevin Foor

Academic Advisor: Troy Wulf

Communications: James Allan

Communications: Shane Sturtz

Hawk Vision: Matt Nelson

Marketing: Michael Murtagh

Baseball Secretary: Kendra Wieditz

SQUAD ANALYSIS

Position Starters Returning/Lost: 9 + DH/0

Letterwinners Returning/Lost: 27/2

Total Players/Newcomers: 41/11

Total Pitchers Returning/Lost: 15/1

Class Breakdown: 41 (10 Freshman, 9 RS Freshman, 8 RS Sophomore, 7 RS Junior, 7 RS Senior)

Newcomer Breakdown: 11 (10 Freshmen, 1 Transfer)

States: Iowa 24, Illinois 7, Wisconsin 2, Kansas 1, Georgia 1, Arizona 1, California 1, Colorado 1, Indiana 1, Missouri 1, Nevada 1

How they hit: Right - 13, Left - 9

How they throw: Right 30, Left - 11

How they pitch: RHP - 16, LHP - 8

ALPHABETICAL ROSTER

5	ADREON, Zeb
7	ANTHONY, Keaton
35	BAUMANN, Cam
29	BEUTEL, Ben
44	DAVITT, Duncan
33	DREYER, Jack
14	FRAZIER, Brayden
20	FULLARD, Izaya
40	GUZEK, Jack
8	HECK, DJ
37	HENDERSON, Jacob
42	HOFFMAN, Trace
12	IRVINE, Drew
22	JAMES, Tyson
26	KETELSEN, Adam
27	LANGENBERG, Ty
50	LAWLER, Reece
24	LEE, Hunter
43	LEONARD, Grant
3	LINK, Sam
28	MANGANO, Anthony
34	MARTIN, Austin
30	MCCAFFERY, Connor
32	MCCLEARY, Brett
17	NEDVED, Dylan
14	NELSON, Andy
18	NEMICKAS, Rimmy
6	NIGUT, Alec
9	NORMAN, Ben
51	PAYNE, Jackson
19	PROBST, Ben
41	RADFORD, Jack
13	SEEGERS, Michael
10	SEMB, Will
2	SHER, Brendan
16	SNEP, Tyler
31	SOSA, Matthew
11	VINES, Jackson
25	VOSSEN, Paul
38	WALLACE, Trenton
45	WILLIAMS, Peyton

PRONUNCIATION GUIDE

Zeb Adreon: Adrian

Ben Beutel: Boo - TELL

Cam Baumann: Bauw-man

Izaya Fullard: Isaiah Full --- LARD

Jack Guzek: Goo - Zick

Anthony Mangano: Man-gahn-oh

Rimmy Nemickas: Nuh-me-kiss

Alec Nigut: Nig (like FIG) - IT

Brendan Sher: Sure

