



IOWA



2021 MEDIA GUIDE



Table of Contents

Facts/Information/Contents _____	1-2	All-Time Coaches Records _____	144	All-Star Games _____	210-211
President Barbara J. Wilson _____	3	All-Time Series Results _____	144-152	Iowa TV Appearances _____	212-215
Director of Athletics Chair Gary Barta ____	4-6	All-Time Series Results vs. Conferences __	152	Yearly Scores _____	216-223
Head Coach - Kirk Ferentz _____	7-10	Homecoming Results _____	153	Traditions/Trophy Games _____	224
Coaching & Football Support Staff ____	11-40	Iowa Bowl Results/Recaps _____	154-170	Yearly Record _____	225-227
2021 Depth Chart _____	41	Iowa Bowl Records _____	171	Lettermen _____	228-236
2021 Iowa Rosters _____	42-47	Iowa in the National Rankings _____	172-176	Kinnick Stadium/Attendance _____	237-239
2021 Squad Information _____	48-49	Heisman Trophy _____	177	Kinnick Stadium Wall of Honor _____	240
2021 Pronunciation Guide _____	49	Retired Numbers _____	178	Kinnick Stadium Records _____	241
2021 Hawkeye Player Bios _____	50-97	National & Big Ten Awards _____	179-182	Individual Records _____	242-243
2020 Statistics & Review _____	98-113	Consensus All-Americans _____	183-187	Team Records _____	244-245
2020 Final Notes _____	114-118	Hall of Fame _____	188-190	Individual Bests _____	246-253
2020 Honors and Awards _____	119-122	Iowa's All-Time Team _____	191	Team Bests _____	254-255
2020 Game Summaries _____	123-126	All-Americans _____	192-193	Year-By-Year Leaders _____	256-259
2021 Composite Big Ten Schedule _____	127	Academic Honors _____	194-196	Longest Plays/TD Returns _____	260-262
SID Directory _____	128	All-Big Ten/Big Ten Honors _____	197-198	Media Outlets _____	263
2021 Opponent Quick Facts _____	129-132	Iowa MVPs/Team Captains _____	199-201	Media Information _____	264-265
Iowa Football History _____	133-138	NFL Draft _____	202-204	Iowa City Directory _____	266
Overtime Results/Night Games/vs. No. 1	139	Active Pro Players _____	205	Hawkeye Visions _____	267
Day-by-Day Results _____	140	All-Time Players in the NFL _____	206-208	Iowa Athletic Communications _____	268
Annual Team Statistics _____	141-143	Hawkeyes in the Super Bowl _____	209		

Credits

Publisher:
The University of Iowa Athletic Department

Editors:
Steve Roe, Traci Wagner, Matt Weitzel

Design:
Matt Ellison, Art Director
Traci Wagner, Athletic Communications

Contributors:
James Allan, Chris Brewer and Darren Miller

Photographers:
Brian Ray, UI Athletics Director of Photography; Stephen Mally, UI assistant director of photography; Darren Miller, UI Director of Athletic Content; Jeff Becker; Bill Adams, Valica Boudry, Tom Jorgensen, Tim Schoon, Rachel Zucker, University Communications and Marketing.

Printer:
Cedar Graphics, Hiawatha, Iowa

To Order:
Media guides are available from the Hawkeye Fan Shop (319-337-4850) and the Iowa Hawk Shop/University Book Store (319-335-3179).

Intercollegiate Athletics Mission Statement
The mission of the Department of Athletics is to provide the administrative and coaching support, facilities, resources, and equipment necessary for student athletes to graduate from The University of Iowa while participating in broad-based championship-caliber athletic competition. The overall well-being of the participant and the integrity of the program will be paramount in all that we do.

UI Nondiscrimination Statement
The University of Iowa prohibits discrimination in employment, educational programs, and activities on the basis of race, creed, color, religion, national origin, age, sex, pregnancy, disability, genetic information, status as a U.S. veteran, service in the U.S. military, sexual orientation, gender identity, associational preferences, or any other classification that deprives the person of consideration as an individual. The university also affirms its commitment to providing equal opportunities and equal access to university facilities. For additional information on nondiscrimination policies, contact the Director, Office of Equal Opportunity and Diversity, the University of Iowa, 202 Jessup Hall, Iowa City, IA, 52242-1316, 319-335-0705 (voice), 319-335-0697 (TDD), diversity@uiowa.edu.

UI Accessibility Statement
Individuals with disabilities are encouraged to attend all University of Iowa sponsored events. If you are a person with a disability who requires a reasonable accommodation in order to participate in this program, please contact the UI Athletics Ticket office (319-335-9309) or UI Athletics Event Management (319-335-9247).

On The Cover
The front cover includes (clockwise from the top): center Tyler Linderbaum, defensive end Zach VanValkenburg, running back Tyler Goodson and defensive back Matt Hankins.

The inside front cover includes (clockwise from top left): OL Cody Ince, QB Spencer Petras, TE Sam LaPorta, WR Tyrone Tracy, Jr., OL Kyler Schott, and RB Ivory Kelly-Martin.

The inside back cover includes (clockwise from top left): WR Charlie Jones, K Caleb Shudak, P Tory Taylor, LS Austin Spiewak, and DB Terry Roberts.

The outside back cover includes (clockwise from top left): DB/LB Dane Belton, LB Seth Benson, LB Jack Campbell, DB Riley Moss and DB Jack Koerner.

collegepressbox is the official media website for Division I football. Access and download game notes, quotes, statistics, media guides, headshots, logos and more for all FBS schools, conferences, postseason games, awards and the College Football Playoff. For access, please register for an account at collegepressbox.com/register.



2021 Schedule

Date	Opponent	Location	Time, TV
#& Sept. 4	Indiana	Iowa City	2:30 p.m., BTN
% Sept. 11	at Iowa State	Ames	3:30 p.m., ABC
Sept. 18	Kent State	Iowa City	2:30 p.m., BTN
\$ Sept. 25	Colorado State	Iowa City	TBA
Oct. 1	at Maryland	College Park, Md.	7 p.m. CT, FS1
Oct. 9	Penn State	Iowa City	TBA, FOX/FS1
* Oct. 16	Purdue	Iowa City	2:30 p.m.
Oct. 23	Open		
Oct. 30	at Wisconsin	Madison, Wis.	11 a.m.
Nov. 6	at Northwestern	Evanston, Ill.	TBA
Nov. 13	Minnesota	Iowa City	TBA
Nov. 20	Illinois	Iowa City	TBA
Nov. 26	at Nebraska	Lincoln, Neb.	12:30 p.m., BTN
Dec. 4	Big Ten Championship	Indianapolis	

- Varsity Club Day; & - Fry Fest Weekend; % - Iowa Corn Cy-Hawk Series; \$ - Family Weekend; * - Homecoming

NOTE: Times listed are central time and subject to change

2020 Results (6-2 overall, 6-2 Big Ten)

Date	Opponent	Result	Score
* Oct. 24	at Purdue	L	20-24
* Oct. 31	Northwestern	L	20-21
* Nov. 7	Michigan State	W	49-7
* Nov. 13	at Minnesota	W	35-7
* Nov. 21	at Penn State	W	41-21
* Nov. 27	Nebraska	W	26-20
* Dec. 5	at Illinois	W	35-21
* Dec. 12	Wisconsin	W	28-7

* -- Big Ten Conference Game

NOTE: Final home game vs. Michigan and Music City Bowl vs. Missouri were canceled.

Iowa Quick Facts

Location:	Iowa City, Iowa 52242
Enrollment:	30,448
Founded:	1847
President:	Barbara J. Wilson
Athletic Director:	Gary Barta
Nickname:	Hawkeyes
Colors:	Gold and Black
Conference:	Big Ten (West Division)
School song/Mascot:	On Iowa/Herky the Hawk
Stadium:	Kinnick Stadium (1929)
Capacity/Surface:	69,250/Fieldturf
National Champions:	1921, 1922, 1956, 1958, 1960
Big Ten Champions:	1900c, 1921, 1922c, 1956, 1958, 1960c, c-co-championship 1981c, 1985, 1990c, 2002c, 2004c
West Division Champions:	2015
Head Coach:	Kirk Ferentz
Career Record:	180-127 (25 years)
Record at Iowa:	168-106 (22 years)
Big Ten Record:	103-77
Offense:	Multiple
Defense:	4-3

Lettermen Returning/Lost: 41/19

Offense:	18/9
Defense:	19/9
Specialists:	4/1

Starters Returning/Lost: 16/10

Offense:	6/5
Defense:	7/4
Specialists:	3/1

Lettermen Breakdown: 41

Four-year:	1
Three-year:	4
Two-year:	20
One-year:	16

Squad Breakdown by class: 125

Seniors:	15
Juniors:	24
Sophomores:	27
Redshirt Freshmen:	25
Freshmen:	34

Iowa Athletic Communications

Office Phone: 319-335-9411

Press Box Phone: 319-335-9466/9467

Director/FB Contact: Steve Roe 319-430-6346 (C)

Secondary Football Contacts: Matt Weitzel 319-430-8176 (C);

Chris Brewer 319-325-3483 (C)

Staff: James Allan, Hannah Ossman, Traci Wagner

Credential Application: hawkeyesports.com/media

Overnight Mailing Address: Athletic Communications
Suite 300, Carver-Hawkeye Arena
One Elliott Dr.
Iowa City, IA 52242

IOWA ON THE INTERNET: Updated information on the University of Iowa football team and all athletic programs is available on the University of Iowa's athletic department home page on the Internet, hawkeyesports.com, with all football related information available at hawkeyesports.com/football-media-info (contact Iowa Sports Information for password). During the season, live game stats are available through the Iowa home page. Fans can also access information via twitter: [@HawkeyeFootball](https://twitter.com/HawkeyeFootball) and [@thelowaHawkeyes](https://twitter.com/thelowaHawkeyes).

IOWA VIDEO HIGHLIGHTS: Each Tuesday, Iowa offers video highlights of Coach Kirk Ferentz' weekly news conference, plus player clips & highlights. To be placed on the email list to receive these highlights, please contact Matt Nelson (matt-nelson@hawkeyesports.com). The video will normally be emailed by 3 p.m. CT.

E-MAIL SERVICE AVAILABLE: If you wish to receive game notes, game statistics and season statistics via e-mail, contact the Big Ten Conference (<http://office.bigten.org/media>), prior to the start of the season to sign up to receive information. Releases are e-mailed each Monday and all game stats, coaches' quotes and season stats are available following each game. All Iowa football related information can be found at hawkeyesports.com/football-media-info.

MEDIA INFORMATION: Additional information concerning game day operations at Kinnick Stadium and information for obtaining media credentials for Iowa home games can be found on pages 264-265 of this guide. To apply for credentials, visit online at: hawkeyesports.com/media. The 2021 Iowa football media guide is available through the UI Athletic Communications office and on the UI's official website, hawkeyesports.com

ALL STAFF & PLAYER INTERVIEWS SHOULD BE ARRANGED THROUGH THE IOWA ATHLETIC COMMUNICATIONS OFFICE.



Barbara J. Wilson
President, The University of Iowa

Dr. Barbara J. Wilson began her term as the 22nd president of the University of Iowa on July 15, 2021. A native of the Midwest, President Wilson has extensive experience with Big Ten institutions. She earned her bachelor's degree in journalism and her master's degree and PhD in communication arts from the University of Wisconsin-Madison.

She came to Iowa most recently having served as the executive vice president/vice president for academic affairs of the University of Illinois System, which consists of universities at Urbana-Champaign, Chicago, and Springfield. In this role, she worked closely with the chancellors and provosts on strategic planning, budgeting, and system-wide academic initiatives, and she advocated for the U of I System across the state and nation. Prior to that, she served as head of the Department of Communication, vice provost for academic affairs, executive vice provost for faculty and academic affairs, Harry E. Preble Dean of the College of Liberal Arts and Sciences, and interim chancellor of the University of Illinois Urbana-Champaign. President Wilson was a member of the Illinois faculty at Urbana-Champaign for 21 years. From 2008 to 2018, she was named the Kathryn Lee Baynes Dallenbach Professor in the College of Liberal Arts and Sciences in recognition of her scholarship.

President Wilson's research focuses on the social and psychological effects of the media, particularly on youth. She is coauthor or coeditor of four books, including *Children, Adolescents, and the Media* (2014, Sage) and *the Handbook of Children, Media, and Development* (2008, Blackwell). She also has authored over 80 research articles, book chapters, and technical reports on media effects and their implications for media policy. In 2008, she was elected as Fellow of the International Communication Association. She has served on the editorial boards of 14 academic journals in communication.

Before joining the Urbana-Champaign faculty, President Wilson was a professor of communication at the University of California, Santa Barbara for 12 years, and served there as director of graduate studies in the Department of Communication for much of that time. She began her academic career as a faculty member in communication at the University of Louisville.

President Wilson is a native of Appleton, Wisconsin. Her spouse, John Lammers, is a retired professor of communication. Their grown children include Isabel and Grace as well as John's daughter Emily.





Gary A. Barta
Henry B. and Patricia B. Tippie
Director of Athletics Chair

Gary Barta is in his 16th year as the director of athletics at the University of Iowa, where he occupies the Henry B. and Patricia B. Tippie Director of Athletics Chair. The position was endowed in 2017 by the Tippies, longtime supporters of the University of Iowa and Hawkeye Athletics. Henry B. Tippie earned his UI degree in 1949 and

was presented with an honorary degree in 2009.

Barta is in his third year as a member of the College Football Playoff (CFP) Selection Committee, serving his second year as committee chairman in 2021. He was appointed to the selection committee by the CFP Management Committee in February, 2019 and is serving a three-year term.

Despite the disruption of college athletics forced by the COVID-19 pandemic during the 2020-21 academic year, Iowa Athletics enjoyed a banner year of success across the board. Iowa earned its highest finish in the IMG Learfield College Director's Cup since 1997.

The Hawkeyes claimed six Big Ten Conference championships, including wrestling (regular season and postseason), soccer (postseason tournament) women's gymnastics (regular season), and men's track, claiming both the indoor and outdoor championships. Six student-athletes were named Big Ten Athlete of the Year in their respective sports.

In addition, field hockey advanced to the Final Four, football earned a postseason bowl invitation (game was canceled), men's basketball reached the second round of the men's NCAA Tournament, and women's basketball reached the Sweet 16 of the women's NCAA Tournament. Soccer won its first ever NCAA Tournament game and the baseball and softball teams each placed fourth in the Big Ten, as did the women's tennis team.

The Hawkeye wrestling team won the NCAA Championships along with its Big Ten title, and the men's track team placed 12th nationally at the NCAA Championships, its highest finish since 1967.

2020-21 Hawkeye Athletics Highlights

• Win •

Football: After narrow four and one point losses to open the season, Iowa football won six straight games to post an overall 6-2 record, all in Big Ten play. The Hawkeyes were set to face Missouri in the Music City Bowl in late December before that event was canceled due to COVID-19.

Head coach Kirk Ferentz has earned 168 career victories at Iowa, becoming the winningest football coach in school history. Iowa's win at Penn State was victory No. 100 in Big Ten play for Ferentz, who led his team to trophy game wins over Minnesota, Nebraska, and Wisconsin.

Two Hawkeye players were named Player of the Year at their position in the Big Ten Conference, including unanimous consensus All-American defensive tackle Daviyon Nixon.

Wrestling: Iowa claimed the Big Ten regular season and postseason championships, Spencer Lee earned a third individual national title. Lee was the winner of the Dan Hodge Trophy and was named Big Ten Wrestler of the Year. Head coach Tom Brands was named NWCA, Inter-Mat and Big Ten Conference Coach of the Year.

Men's Basketball: Iowa was nationally ranked inside the top 15 all season, ascending as high as No. 3. Iowa earned a No. 2 seed in the NCAA Tournament, matching the highest seed in program history. Iowa's 14 conference wins are the most in Big Ten play since 1987. The Hawkeyes won eight games against AP Top 25 opponents.

Individually, center Luka Garza was the consensus national Player of the Year and first-team All-American. Garza became Iowa's all-time scoring leader with 2,306 points, which ranks seventh most in Big Ten history. Garza is the fifth Hawkeye under head coach Fran McCaffery to earn first-team All-Big Ten honors in the last eight seasons. McCaffery has guided Iowa to 20 wins or more in seven of the past nine seasons and upper-division Big Ten finishes eight of the past nine years.

Women's Basketball: Head coach Lisa Bluder's team posted a 20-10 overall record and an 11-8 mark in the Big Ten in 2020-21. Iowa made its 26th NCAA Tournament appearance, advancing to the program's eighth Sweet 16. Freshman Caitlin Clark was named the Big Ten Freshman of the Year, consensus national Co-Freshman of the Year, consensus All-American, and Dawn Staley Award winner. Clark and junior Monika Czinano were first-team All-Big Ten selections. Bluder and her staff led Iowa to its 12th 20-win season over the last 14 seasons and 14th in Bluder's tenure.

Field Hockey: Iowa advanced to the NCAA Final Four for the 12th time in program history, as Coach Lisa Cellucci was named Big Ten Conference Coach of the Year. Junior Anthe Nijziel was named Big Ten Player of the Year, Big Ten Defensive Player of the Year, and earned All-Big Ten honors. Seniors Ellie Holley and Maddy Murphy also earned All-Big Ten recognition. Holley and Nijziel were named to the NCAA All-Tournament team and the trio were named All-Americans. Fifteen Hawkeyes were named to the Division I National Academic Squad – the most in program history.

Soccer: The women's soccer team won the Big Ten Conference Tournament for the first time in school history, defeating each of the top three seeds. The Hawkeyes earned the automatic bid to the NCAA Championships, and defeated Campbell, 1-0, in the first round for their first-ever NCAA tournament victory.

Track & Field: The Iowa men's track and field team won both the indoor and outdoor Big Ten Conference titles. The outdoor squad ended the season with a 12th place finish at the NCAA Championships, Iowa's highest finish since 1967. Jaylan McConico was named Big Ten Athlete of the Year for outdoor track and head coach Joey Woody was named Big Ten and USTFCCA Regional Coach of the Year in both the indoor and outdoor seasons. In women's track, Laulauga Tausaga became a seven-time All-American and was runner-up at the NCAA Championships in discus. Track and field athlete Marissa Mueller was awarded a 2021 Rhodes Scholar, becoming just the second female ever at Iowa to earn that distinction.

Men's Tennis: The Hawkeyes were led by individual accomplishments; Kareem Allaf became the program's all-time wins leader with 164 combined singles and double victories and Will Davies tied the school's all-time doubles benchmark with 71 victories. The doubles team of Oliver Okonkwo and Davies were ranked as high as No. 2 nationally, the highest ranking by a doubles team in school history. They became the seventh doubles team in program history to qualify for the NCAA Championships.

Women's Tennis: Freshman Alexa Noel led the Hawkeyes to a fourth place finish in the Big Ten. Noel was named the Big Ten's Player of the Year and Freshman of the Year. Noel won her first 24 matches of the season before falling in the second round of the NCAA Championships. Noel earned first-team All-America honors while being ranked as high as 13th nationally. She is the first All-American in program history.



Baseball: Iowa baseball posted a 26-18 record in the 2021 conference-only season to tie for fourth in the Big Ten. After a slow start the Hawkeyes claimed five straight series wins to improve to 18-12 in late April. Iowa owned the second-best fielding percentage (.977), posted the fourth-best ERA (4.68), and scored the fifth most runs (277) in the Big Ten. Iowa was led by Friday night starter and redshirt junior Trenton Wallace, who became the program's first Big Ten Pitcher of the Year. Wallace and redshirt senior outfielder Ben Norman earned first-team All-Big Ten honors. Wallace and Norman earned ABCA/Rawlings Midwest All-Region first-team honors, with Wallace also becoming the ninth All-American (by Collegiate Baseball and the ABCA) under head coach Rick Heller.

Women's Gymnastics: Women's gymnastics posted a perfect 8-0 record to win its first Big Ten Conference regular season championship, while once again advancing to the NCAA Championships. The Hawkeyes posted four of the top nine scores in program history and highest national ranking, moving as high as No. 7 in the nation. Head coach Larissa Libby earned Big Ten Coach of the Year honors, while Adeline Kenlin was named conference Freshman of the Year and three gymnasts earned first or second-team All-America honors.

Swimming & Diving: Iowa swimming and diving broke eight school records during the 2021 season, and the program had five NCAA Championships qualifiers. Academically, the program had 30 Academic All-Big Ten selections and eight athletes were named College Swimming Coaches Association of America (CSCAA) All-Americans.

Softball: Head coach Renee Gillispie led the Hawkeyes to a 26-18 record and a fourth place finish in the Big Ten, Iowa's highest finish since 2012. Senior pitcher Allison Doocy earned All-Region honors and two Hawkeyes newcomers were named to the Big Ten All-Freshman team.

Men's Golf: Head coach Tyler Stith was named Big Ten Conference Coach of the Year after leading Iowa to a second place finish at the conference championships and Big Ten Match Play event. Iowa fell one stroke short at the spring championships while being led by individual champion Mac McClear. Senior Alex Schaake was voted Big Ten Co-Player of the Year for the second time (2019), and earned honorable mention All-America distinction by GolfWeek, while Schaake and McClear were each named first-team All-Big Ten and All-Midwest Region.

• Graduate •

- Hawkeye student-athletes recorded an 89 percent Graduation Success Rate (GSR). UI student-athletes rank higher than the national average in GSR and 11 teams ranked at or above the previous year.
- Seven UI programs posted a perfect GSR score: women's basketball, field hockey, women's golf, men's gymnastics, softball, women's swimming, and volleyball.
- Hawkeye student-athletes had an average GPA of 3.18 during the 2020-21 fall semester and a 3.15 GPA in the spring. Iowa student-athletes have had an average GPA of over 3.0 the last seven years.
- 298 Iowa student-athletes earned Academic All-Big Ten recognition for the 2020-21 school year.
- 106 Big Ten Conference Distinguished Scholars.
- Over 420 student-athletes earned Dean's List and President's List honors.
- Track and field senior Marissa Mueller was named a 2021 Rhodes Scholar.
- Field Hockey: A program record 15 Hawkeyes were named to the Zag Field Hockey/NFHCA Division I National Academic Squad.
- Men's & Women's Cross Country: Teams were named 2020 United States Track & Field and Cross Country Coaches Association (USTF-CCCA) All-Academic Team.
- Rowing: Amassed 26 spring 2020 Dean's List honorees, with five earning President's List Recognition.
- Soccer: Earned the United Soccer Coaches Team Academic Award after posting a 3.49 team GPA.
- Swimming & Diving: Both men's and women's teams earned the CSCAA Scholar All-America team honor for both the fall and spring semesters. Thirteen Hawkeyes earned individual Scholar All-America distinction.
- Wrestling: Five NWCA Scholar-Athletes and 13 Academic All-Big Ten honorees.
- Baseball had a school-record 19 Academic All-Big Ten selections.
- Softball: Five student-athletes earned Dean's List honors during spring semester, 2021, while 12 earned Academic All-Big Ten recognition.
- Volleyball: Set a program record with 10 academic All-Big Ten selections in the fall of 2020. Fourteen student-athletes were named to the Dean's list in the 2020-21 academic year.
- Men's Tennis: Tied program record with six student-athletes earning Academic All-Big Ten accolades.
- Women's Golf: Jacquelyn Galloway, Dana Lerner and Lea Zeitler were named Women's Golf Coaches Association (WGCA) All-American Scholars. Stephanie Herzog, Manuela Lizarazu, Lilly Gentzkow, and Zeitler were named to the Dean's List.


• Do It Right •

- The University of Iowa Athletics Department and the UI Stead Family Children's Hospital facilitated the "Kinnick Wave" during home football games in 2017, creating national recognition. The "Kinnick Wave" was presented the Disney Spirit Award in 2017.
- Twelfth anniversary: Iowa Football/University of Iowa Children's Hospital "Kid Captain" program.

- Student-Athlete Academic Services has sponsored the annual Iowa Student-Athlete Advisory Committee (ISAAC) Day of Caring for 22 years, with over 250 student-athletes assisting area agencies with spring clean-up, landscaping, sustainability projects, etc. This service opportunity is in collaboration with United Way of Johnson and Washington Counties.
- Student-athletes annually participate in over 4,000 appearances resulting in the accumulation of more than 10,000 hours of community service and programming. Student-athletes also participate in educational programming opportunities throughout the year.
- The Gerdin Athletic Learning Center re-opened for in-person meetings in August, 2020, following solely remote work during the spring and summer 2020. During the academic year, student-athletes completed ~30,000 hours of quiet study time, advising appointments, and tutorial sessions.
- Within the Hawkeye Life Program, student-athletes gain experience in six areas which include Leadership, Community Engagement, Academic Success, Career Development, Health & Well-Being, and Diversity & Inclusion. 2020-21 highlights:
 - o Diversity & Inclusion - - 800+ student-athletes, coaches, staff, and administrators took part in DEI related programming during the 2020-2021 academic year. This included the annual Town Hall event discussing the topic of inclusive excellence, all staff meeting discussing the history of DEI at Iowa and specifically Iowa Athletics, and the unsportsmanlike conduct series dedicated to DEI and mental health.
 - o Leadership - - Dance Marathon Fundraising - \$1,800 ISAAC alone, but also collaborated with Athletics Marketing for the "Fan Cut Outs" program, resulting in over \$12,000 total between the combined efforts.
 - o Five ISAAC student athletes participated in a virtual DM Athlete Hour and talked with families
 - o #B1GVote - Completed the 90% Challenge, voting discussions/talks, etc.
 - o Community Engagement - - Week of Caring economic impact resulted in \$4,352 being raised for local agencies and organizations, including Iowa City Animal Center, Ronald McDonald House, Community Food Bank, Iowa City Community School District, and Coralville Central Elementary and Northwest Junior High School
 - o Career Development - - Nearly 300 students attended career related events including a financial literacy series, Polk County I-Club senior recognition, graduate, and professional school fair, and one-on-one career counseling meetings. Academic Services created a H2P (Hawks to Professionals) ICON page which allowed students to participate in virtual career opportunities during the pandemic. 508 unique students have been active on the Icon page since it was made live in July 2020.
 - o Health & Well-Being - - Featured speaker Victoria Garrick (former USC volleyball player) to discuss mental health and disordered eating/body image

• Fan Support •

- In 2019-20, Iowa ranked in the top 25 in home attendance for football and men's and women's basketball. Iowa has led the nation in wrestling home attendance for 14 straight seasons.
- Iowa led the nation in wrestling home attendance in 2019-20, setting an all-time record (12,568).
- Iowa ranked 10th in the nation in women's basketball home attendance in 2019-20 (7,102).
- Iowa ranked 20th in the nation in football home attendance in 2019 (65,557).
- Iowa ranked 27th in the nation in men's basketball home attendance in 2019-20 (12,357).



• Personal •

Barta's involvement in the UI campus and the greater Iowa City community extends beyond his position as director of the UI's Intercollegiate Athletics programs. He is a member of the President's Cabinet, comprised of vice presidents and other campus leaders who provide counsel to the UI's president.

Barta remains active at the conference and national levels. He currently serves on the CFP Selection Committee and has been named chair in 2021 for a second consecutive year. Barta is a member of the LEAD1 Board of Directors and just completed a multi-year term on the NCAA Division I Council. He is regularly involved in National Association of Collegiate Directors of Athletics (NACDA) events and activities.

From a state and local community standpoint, Barta has been a regular participant in numerous Chamber and Convention & Visitors Bureau initiatives during his tenure. He is a long-standing member of the UI Partnership for Alcohol Safety Committee and participated for several years on the United Way of Johnson and Washington Counties' Board of Directors, including a term as chair. Barta also serves on the Iowa Sports Foundation Board of Directors.

Barta earned a Bachelor of Science degree in mass communication and broadcast journalism from North Dakota State in 1987. He was an option quarterback for Bison football squads that won the Division II NCAA National Championship in 1983, 1985, and 1986.

Barta, and his wife, Connie, have a son, Luke (23), and a daughter, Madison (21). He was born Sept. 4, 1963, in Minneapolis.

Barta's Administrative Career

Position	Years
Henry B. and Patricia B. Tippie Director of Athletics Chair, Iowa	Aug. 1, 2006-Present
Athletic Director, Wyoming	2003-2006
Senior Associate A.D., Washington	1996-2003
Director of Athletics Development/External Relations, Northern Iowa	1990-1996
Associate Director of Development, North Dakota State	1988-1990



Kirk Ferentz
Moon Family Head Football Coach
23rd Year at Iowa

Moon Family Head Football Coach Kirk Ferentz is in his 23rd year as head football coach at the University of Iowa, and 32nd season overall at the University. The position of UI head football coach was endowed in 2021 by Will and Renee Moon. The Bettendorf, Iowa couple are UI alumni and longtime Hawkeye supporters.

With Iowa's 33-7 win over Northern Illinois in the opening game of the 2018 season, Ferentz recorded win No. 144 as Iowa's head coach, surpassing the late Hayden Fry as the winningest football coach in program history. Fry was Iowa's head coach for 20 seasons (1979-98).

Ferentz is the longest tenured head football coach in the nation. Ferentz and Fry are the only head coaches to lead a Division I football program for 20 years, consecutively. With a 63-0 win at Illinois in 2018, Ferentz became just the fifth coach in Big Ten Conference history to win 150 games as a Big Ten head coach. Ferentz earned his 100th career Big Ten win at Penn State (Nov. 21, 2020) and ranks fourth in career wins within league play.

Ferentz holds a 168-106 record at Iowa, including 103-77 in conference games. The 168 wins in all games coached as a member of the Big Ten rank fourth all-time in league history. His 25-year record as a college head coach is 180-127.

Under Ferentz' leadership the Iowa football program has earned 18 bowl game invitations since 2001. That success has been achieved with strong commitments to the program, the University of Iowa, and the ideals that represent Hawkeye football – hard work, determination, player development and character, on and off the field.

The Hawkeyes won 47 games from 2015-19, the best five-year win total in school history. Just eight programs in the nation won more games during that time frame. Iowa has won 10 games in a season on nine occasions, six times under Ferentz and three under Fry.

Ferentz guided the Hawkeyes to eight wins or more in five consecutive seasons (2015-19) and 12 seasons overall since 2003. Iowa has appeared in 11 January bowl games under Ferentz. The Hawkeyes have won three straight bowl games for the second time under Ferentz (2008-10 and 2017-19).

On the field, Ferentz's approach can be described as smart, tough, and physical. Off the field, academics and character development are a focus. In 2020, the University of Iowa outperformed its peers nationally in the classroom for the 10th consecutive year, according to data released by the NCAA.

Following back-to-back narrow losses to open the 2020 season, Iowa won six straight games, all in Big Ten play, to complete the regular season. The Hawkeyes scored at least 26 points in each of the six wins, while holding three opponents to just seven points. The winning streak included road wins at Minnesota, Penn State and Illinois, and trophy game victories over Minnesota, Nebraska, and Wisconsin. The Hawkeyes were ranked 15th in the nation in the final CFP rankings and coaches poll, 16th by the Associated Press. Iowa's Music City Bowl date with Missouri in December was canceled.

Iowa concluded the 2019 season with three straight wins over border rivals Minnesota, Illinois, and Nebraska, followed by the 49-24 Holiday Bowl win over No. 22 Southern California. Following a 24-22 loss at Wisconsin to open November, the Hawkeyes handed seventh-ranked Minnesota its first loss of the season to maintain possession of Floyd of Rosedale. A 27-24 win over the Cornhuskers in the final game of the season kept the Heroes Trophy in Iowa City. Iowa's three losses came by a combined 14 points to three teams who were ranked in the top 20 at the time. Iowa also maintained possession of the Iowa Corn Cy-Hawk Trophy with a non-conference win at Iowa State in September.

Iowa won six of its first seven games in 2018 and closed the season with wins in the final three games, including the 27-22 Outback Bowl win over No. 18 Mississippi State. The four losses came by a total of 23 points and all were decided in the final minutes of play. Iowa's defense ranked second nationally in interceptions after leading the nation in 2017. Iowa's 53 interceptions over the past three seasons ranks first nationally.

Iowa's 8-5 record in 2017 included wins in three of four trophy games, with victories over Iowa State, Minnesota, and Nebraska, plus the Pin-stripe Bowl win to conclude the season. Iowa also began November with a 55-24 win over third-ranked Ohio State. Nine of Iowa's 12 regular season opponents were bowl eligible (posting an 8-1 record) as the Hawkeyes faced one of the strongest schedules in the nation.

Iowa closed the 2016 regular season with three straight wins, including two over ranked opponents. Iowa posted a 6-3 record in Big Ten play to tie for second place in the West Division and finished the season at 8-5 overall.

Highlights of the year included Iowa defeating second-ranked Michigan and 15th-ranked Nebraska in the final month of the season, as well as earning a January bowl invitation for the 10th time during the Ferentz era.

The Iowa football program enjoyed a historic season in 2015, posting a final 12-2 record. Ferentz led the 2015 Hawkeyes to a perfect regular season, setting a school record with 12 wins. The Hawkeyes won the Big Ten Conference West Division (8-0) before falling to Michigan State, 16-13, in a close championship game that was decided in the final minute of play. The Hawkeyes earned their sixth invitation to the Rose Bowl, which was Iowa's first appearance in Pasadena in 25 years.

Ferentz was recognized with both the Hayes-Schembechler and Dave McClain Big Ten Conference Coach of the Year awards in 2015. He was named Eddie Robinson (FWAA) and Woody Hayes national Coach of the Year (Columbus Touchdown Club), and received the Dodd Trophy, presented by the Bobby Dodd Coach of the Year Foundation. He was also named the American Football Coaches Association (AFCA) Region 3 Coach of the Year.

Coaching History

Ferentz' coaching career began as a student assistant (1977) at his alma mater, the University of Connecticut. The next two years (1978-79) were spent at Worcester Academy, where he also taught English literature. He then served as a graduate assistant offensive line coach at the University of Pittsburgh during the 1980 season. That Pittsburgh team (coached by Jackie Sherrill) finished with an 11-1 record and a number two national ranking.

Ferentz joined Hayden Fry's Iowa staff as the offensive line coach in 1981, which became Iowa's first winning seasons in 19 years. The season was highlighted by the Hawkeyes winning a conference title and earning a Rose Bowl berth – both of which had not occurred in 20 years.

He continued as Iowa's offensive line coach through the 1989 season and had great success coaching offensive lines that, to date, have anchored four of Iowa's highest scoring offenses. In addition, eight of Iowa's top 10 offensive teams, in terms of yards gained per game, have operated with Ferentz as the head coach or offensive line coach. And Iowa's top nine passing teams of all time have occurred with Ferentz as the head coach, or offensive line coach.

Ferentz was named head coach of the University of Maine Black Bears in 1990 and held that position for three years before being hired by Bill Belichick and the Cleveland Browns to coach the offensive line. He remained with the organization after it moved to Baltimore and became the Baltimore Ravens, serving as assistant head coach and offensive line coach. In all, he worked six years with the Cleveland Browns/Baltimore Ravens of the National Football League.

He rejoined the Hawkeyes as head coach in 1999 and is Iowa's longest tenured head football coach.

Personal History

Off the field, family is the top priority for Ferentz. Ferentz and his wife, Mary, have been married for 42 years. They have five children: Brian, Kelly, Joanne, James, and Steven. They also have four granddaughters (Presley, Blakely, Connolly, and Jolie), and six grandsons (John, Forest, Nixon, Lincoln, Beckett, and Marshall). All five of their children graduated from City High School in Iowa City and earned degrees from the University of Iowa; and each of the boys had the incredible experience of playing football at the University of Iowa with their father as head coach.

Kirk and Mary are very enthusiastic supporters of the University of Iowa Stead Family Children's Hospital. They serve as advocates for the Children's Hospital, hosting and speaking at events across the state to raise awareness and support for the hospital. Kirk and Mary established the "Ferentz Family Pediatric Research and Education Endowment Fund" in 2007. In honor of their granddaughter, Mary and Kirk donated more than \$1 million in 2017 to establish the Savvy Elizabeth Ferentz Neonatology Research Fund. In addition, the Iowa Ladies' Football Academy has donated \$2.5 million to the UI Stead Family Children's Hospital, which opened across the street from Kinnick Stadium in December, 2016.

Ferentz has also been involved in supporting a number of community and university-related initiatives, including serving as the honorary chair of the University of Iowa's United Way campaign. Kirk and Mary have also contributed generously to the University of Iowa, including donations to the University's College of Liberal Arts. Another significant gift was a \$500,000 commitment to support the Iowa Football Legacy Campaign, which included two key projects benefitting the Hawkeye football program; the indoor practice facility; and the Stew and LeNore Hansen Football Performance Center.

Ferentz was born August 1, 1955, in Royal Oak, Michigan. He attended Upper St. Clair High School in Pittsburgh, Pennsylvania, and graduated from the University of Connecticut in 1978 with a bachelor's degree in English Education. He was a football captain and an academic all-Yankee Conference linebacker at Connecticut.

Ferentz received the Distinguished Alumnus Award from the Neag School of Education at the University of Connecticut in May, 2009. He was inducted into the Upper St. Clair High School Hall of Fame in September, 2002, and the Western Chapter of the Pennsylvania Sports Hall of Fame in May, 2003.

Coaching Career

Team _____	Position, Years _____
Iowa _____	HC, 1999-present
Baltimore/Cleveland _____	OL, 1993-98
Maine _____	HC, 1990-92
Iowa _____	OL, 1981-89
Pittsburgh _____	GA, 1980
Worcester Academy _____	OL, DC, 1978-79
Connecticut _____	SA, 1977

Career Record

Overall: 180-127 (25 years)

At Iowa: 168-106 (22 years)

Big Ten: 103-77

- Ranks fourth all-time in Big Ten conference game wins (103), and overall wins (168)
- Ranks first all-time at Iowa in coaching victories with 168
- One of just seven Big Ten coaches ever to guide a team to 10 wins or more in three straight seasons

Year-By-Year Record at Iowa

Year _____	Overall _____	(Pct.) _____	Big Ten _____	(Pct.) _____	Bowl _____
2020 _____	6-2 _____	.750 _____	6-2 _____	.750 _____	Music City
2019 _____	10-3 _____	.769 _____	6-3 _____	.667 _____	Holiday
2018 _____	9-4 _____	.692 _____	5-4 _____	.556 _____	Outback
2017 _____	8-5 _____	.615 _____	4-5 _____	.444 _____	Pinstripe
2016 _____	8-5 _____	.615 _____	6-3 _____	.667 _____	Outback
2015 _____	12-2 _____	.857 _____	8-0 _____	1.000 _____	Rose
2014 _____	7-6 _____	.538 _____	4-4 _____	.500 _____	TaxSlayer
2013 _____	8-5 _____	.615 _____	5-3 _____	.625 _____	Outback
2012 _____	4-8 _____	.333 _____	2-6 _____	.250 _____	---
2011 _____	7-6 _____	.538 _____	4-4 _____	.500 _____	Insight
2010 _____	8-5 _____	.615 _____	4-4 _____	.500 _____	Insight
2009 _____	11-2 _____	.846 _____	6-2 _____	.750 _____	Orange
2008 _____	9-4 _____	.692 _____	5-3 _____	.625 _____	Outback
2007 _____	6-6 _____	.500 _____	4-4 _____	.500 _____	---
2006 _____	6-7 _____	.462 _____	2-6 _____	.250 _____	Alamo
2005 _____	7-5 _____	.583 _____	5-3 _____	.625 _____	Outback
2004 _____	10-2 _____	.833 _____	7-1 _____	.875 _____	Capital One
2003 _____	10-3 _____	.769 _____	5-3 _____	.625 _____	Outback
2002 _____	11-2 _____	.846 _____	8-0 _____	1.000 _____	Orange
2001 _____	7-5 _____	.583 _____	4-4 _____	.500 _____	Alamo
2000 _____	3-9 _____	.250 _____	3-5 _____	.375 _____	---
1999 _____	1-10 _____	.091 _____	0-8 _____	.000 _____	---
Overall _____	168-106 _____	.613 _____	103-77 _____	.572 _____	18 bowl games

Coaching Honors

- 2015 Eddie Robinson FWAAs Coach of the Year
- 2015 Dodd Trophy Coach of the Year
- 2015 Woody Hayes Coach of the Year (Columbus Touchdown Club)
- 2015 AFCA Region 3 Coach of the Year
- 2015 Dave McClain Big Ten Coach of the Year
- 2015 Hayes-Schembechler Big Ten Coach of the Year
- 2015 Paul "Bear" Bryant Coach of the Year Finalist
- 2015 Maxwell Club George Munger Coach of the Year Finalist
- 2015 Associated Press Big Ten Coach of the Year
- 2009 AFCA Regional Coach of the Year
- 2009 Dave McClain Big Ten Coach of the Year
- 2004 Big Ten Conference Coach of the Year
- 2002 Associated Press national Coach of the Year
- 2002 Walter Camp national Coach of the Year
- 2002 Big Ten Conference Coach of the Year
- Joins Bo Schembechler (Michigan) in being named Big Ten Coach of the Year more than three times

Post-Season Success

- Has guided Iowa to 18 bowl appearances in 22 seasons
 - 2020 Music City Bowl
 - 2019 Holiday Bowl
 - 2019 Outback Bowl
 - 2017 Pinstripe Bowl
 - 2017 Outback Bowl
 - 2016 Rose Bowl
 - 2015 TaxSlayer Bowl
 - 2014 Outback Bowl
 - 2011 Insight Bowl
 - 2010 Insight Bowl
 - 2010 Orange Bowl
 - 2009 Outback Bowl
 - 2006 Alamo Bowl
 - 2006 Outback Bowl
 - 2005 Capital One Bowl
 - 2004 Outback Bowl
 - 2003 Orange Bowl
 - 2001 Alamo Bowl
- Nine bowl victories tied for second all-time among Big Ten coaches
- Has twice led Iowa to three straight bowl wins (2008-10 and 2017-19)
- Iowa appeared in four straight January bowls, 2002-05; four straight from 2013-16, and 11 overall under Ferentz
- Iowa was one of just eight schools in the nation to appear in six January bowl games between 2002-09
- Iowa has earned eight straight bowl invitations between 2013 and 2020, matching the longest bowl streak in school history (1981-88)

In The Final Rankings

2020	_____	16th (AP)	_____	15th (Coaches)	_____	15th (CFP)
2019	_____	15th (AP)	_____	15th (Coaches)	_____	16th (CFP)
2018	_____	25th (AP)				
2015	_____	5th (CFP)	_____	9th (AP)	_____	10th (Coaches)
2009	_____	7th (AP)	_____	7th (USA Today)		
2008	_____	20th (AP)	_____	20th (USA Today)		
2004	_____	8th (AP)	_____	8th (USA Today)		
2003	_____	8th (AP)	_____	8th (USA Today)		
2002	_____	8th (AP)	_____	8th (USA Today)		

As Iowa Offensive Line Coach

Overall record of 73-33-4 in nine seasons

- 1988 Peach Bowl
- 1987 Holiday Bowl
- 1986 Holiday Bowl
- 1986 Rose Bowl
- 1984 Freedom Bowl
- 1983 Gator bowl
- 1982 Peach Bowl
- 1982 Rose Bowl

National Honors

- Nine Hawkeyes have earned national Player of the Year honors on 10 occasions
 - T.J. Hockenson, 2018 John Mackey Award
 - Josey Jewell, 2017 Lott IMPACT Trophy
 - Desmond King, 2015 Jim Thorpe Award
 - Brandon Scherff, 2014 Outland Trophy
 - Shonn Greene, 2008 Doak Walker Award
 - Robert Gallery, 2003 Outland Trophy
 - Brad Banks, 2002 Davey O'Brien Award
 - Brad Banks, 2002 Associated Press Player of the Year
 - Dallas Clark, 2002 John Mackey Award
 - Nate Kaeding, 2002 Lou Groza Award
 - Joe Moore Offensive Line Award, 2016

First Round NFL Draft Selections

- OL Tristan Wirfs, 2020 (13th selection, Tampa Bay)
- TE T.J. Hockenson, 2019 (8th selection, Detroit)
- TE Noah Fant, 2019 (20th selection, Denver)
- OL Brandon Scherff, 2014 (5th selection, Washington)
- OL Riley Reiff, 2012 (23rd selection, Detroit)
- DL Adrian Clayborn, 2011 (20th selection, Tampa Bay)
- OL Bryan Bulaga, 2010 (23rd selection, Green Bay)
- LB Chad Greenway, 2006 (17th selection, Minnesota)
- OL Robert Gallery, 2004 (2nd selection, Oakland)
- TE Dallas Clark, 2003 (24th selection, Indianapolis)

NFL Draft Highlights

- 10 first round selections
- 10 second round selections
- 79 NFL Draft selections overall
- 88% of Iowa's senior starters the last 19 years were selected in the NFL Draft or signed to an NFL free agent contract
- Iowa ranks third among Big Ten leaders in number of players drafted (50) over the past 13 years

Consensus All-Americans (12)

- DT Daviyon Nixon, 2020
- K Keith Duncan, 2019
- DB Josh Jackson, 2017
- LB Josey Jewell, 2017
- DB Desmond King, 2015
- OL Brandon Scherff, 2014
- DE Adrian Clayborn, 2010
- RB Shonn Greene, 2008
- OL Robert Gallery, 2003
- PK Nate Kaeding, 2003
- OL Eric Steinbach, 2002
- TE Dallas Clark, 2002

First Team All-Americans (21)

- DT Daviyon Nixon, 2020 *
- K Keith Duncan, 2019
- OL Tristan Wirfs, 2019
- TE T.J. Hockenson, 2018
- DB Josh Jackson, 2017 *
- LB Josey Jewell, 2017 *
- DB Desmond King, 2016
- DB Desmond King, 2015 *
- OL Brandon Scherff, 2014 *
- OL Riley Reiff, 2011
- DE Adrian Clayborn, 2010
- LB Pat Angerer, 2009
- OL Bryan Bulaga, 2009
- RB Shonn Greene, 2008
- OL Robert Gallery, 2003
- PK Nate Kaeding, 2003
- QB Brad Banks, 2002
- TE Dallas Clark, 2002
- PK Nate Kaeding, 2002
- OL Bruce Nelson, 2002
- OL Eric Steinbach, 2002
- * - unanimous, consensus

Big Ten Honors
Big Ten Most Valuable Player (2)

- RB Shonn Greene, 2008
- QB Brad Banks, 2002

Big Ten Offensive Player of the Year (2)

- RB Shonn Greene, 2008
- QB Brad Banks, 2002

Big Ten Defensive Player of the Year (2)

- DL Daviyon Nixon, 2020
- LB Josey Jewell, 2017

Big Ten Player of the Year, by Position (19)

- Daviyon Nixon, 2020 (defensive line)
- Tory Taylor, 2020 (punter)
- Keith Duncan, 2019 (kicker)
- Tristan Wirfs, 2019 (offensive line)
- T.J. Hockenson, 2018 (tight end)
- Amani Hooker, 2018 (defensive back)
- Ihmir Smith-Marsette, 2018 (return specialist)
- Josh Jackson, 2017 (defensive back)
- Josey Jewell, 2017 (linebacker)
- Desmond King, 2015 (defensive back)
- Brandon Scherff, 2014 (offensive line)
- Micah Hyde, 2012 (defensive back)
- Marvin McNutt, Jr., 2011 (wide receiver)
- Bryan Bulaga, 2009 (offensive line)
- Shonn Greene, 2008 (running back)
- Mitch King, 2008 (defensive line)
- Robert Gallery, 2003 (offensive line)
- Brad Banks, 2002 (quarterback)
- Eric Steinbach, 2002 (offensive line)

Academic Honors
Academic All-America Honors (16)

- Anthony Nelson, second-team Academic All-America, 2018
- Anthony Nelson, first team Academic All-America, 2017
- Parker Hesse, second team Academic All-America, 2017
- Jordan Lomax, second team Academic All-America, 2015
- Mark Weisman, second team Academic All-America, 2014
- James Morris, NFF National Scholar-Athlete Award, 2013
- James Morris, first team Academic All-America, 2013
- Mike Klinkenborg, first team Academic All-America, 2007
- Adam Shada, first team Academic All-America, 2007
- Mike Klinkenborg, first team Academic All-America, 2006
- Adam Shada, first team Academic All-America, 2006
- Mike Elgin, first team Academic All-America, 2006
- Mike Elgin, first team Academic All-America, 2005
- Nate Kaeding, second team Academic All-America, 2002
- Aaron Kampman, first team Academic All-America, 2001
- Aaron Kampman, second team Academic All-America, 2000

384 Academic All-Big Ten honorees
Assistant Coach Recognition

- Jim Reid, FootballScoop Linebacker Coach of the Year, 2013
- LeVar Woods, FootballScoop Linebacker Coach of the Year, 2013
- Norm Parker, AFCA Assistant Coach of the Year, 2011
- Norm Parker, Frank Broyles Award Finalist, 2005
- Norm Parker, Frank Broyles Award Finalist, 2004
- Ron Aiken, AFCA Assistant Coach of the Year, 2002

NFL All-Pro Honors (12)

- TE T.J. Hockenson (Detroit)
- TE George Kittle (San Francisco)
- DB Desmond King (LA Chargers)
- DL Mike Daniels (Green Bay)
- DB Micah Hyde (Buffalo)
- OL Brandon Scherff (Washington)
- TE Dallas Clark (Indianapolis)
- LB Chad Greenway (Minnesota)
- DL Aaron Kampman (Green Bay)
- PK Nate Kaeding (San Diego)
- DB Bob Sanders (Indianapolis)
- OL Marshal Yanda (Baltimore)

NFL Defensive Player of the Year (1)

- DB Bob Sanders, Indianapolis, 2007



Brian Ferentz
Offensive Coordinator & Tight Ends Coach
10th Year at Iowa

Brian Ferentz, a three-year letterman as an offensive lineman at the University of Iowa, was named offensive coordinator following the 2016 season. He coached Hawkeye running backs in 2017 before taking over as tight ends in 2018. He also coaches the fullback position. Ferentz served as Iowa's offensive line coach for five seasons (2012-16) and served as run game coordinator in 2015 and 2016.

Brian joined the Hawkeye staff after spending the previous four years with the NFL's New England Patriots. He was recently recognized by ESPN.com as one of the top assistant coaches in the Big Ten Conference under the age of 40.

Following back-to-back narrow losses to open the 2020 season, Iowa won six straight games, all in Big Ten play, to complete the regular season. The Hawkeyes scored at least 26 points in each of the six wins. The winning streak included road wins at Minnesota, Penn State and Illinois, and trophy game victories over Minnesota, Nebraska, and Wisconsin. The Hawkeyes were ranked 15th in the nation in the final CFP rankings and coaches poll, and 16th by the Associated Press.

Iowa has won three straight postseason games and 12 straight nonconference games. The Hawkeyes were selected to compete in the 2020 Music City Bowl, but that event was canceled. Iowa's streak of eight straight bowl invitations matches the longest in school history.

Iowa won 47 games from 2015-19, the highest total in school history over any five-year period, and a total that ranked ninth nationally. Iowa won its final four games in 2019 and ranked 15th in the nation in the final Associated Press and coaches polls.

Iowa's offense in 2020, with first year starting quarterback Spencer Petras, led the Big Ten in red zone offense (0.917), ranked second in scoring (31.8) and third in fewest tackles for loss allowed (5.1). The Hawkeyes scored at least 25 points in all six wins in 2020. Sophomore running back Tyler Goodson, sophomore center Tyler Linderbaum and senior tackle Alaric Jackson earned first-team All-Big Ten honors. Jackson and tight end Shaun Beyer signed NFL free agent contracts immediately following the 2021 NFL Draft.

The Hawkeyes concluded the 2019 campaign with a 10-3 record following a 49-24 win over No. 22 Southern California in the Holiday Bowl. The three losses were all to ranked opponents by a combined 14 points. The Hawkeyes were 4-1 in trophy games for the third straight season.

Iowa completed the 2018 season with a 9-4 mark and a final ranking of 25th in the Associated Press national rankings. The Hawkeyes earned a 27-22 Outback Bowl win over No. 18 Mississippi State to close the season with three straight wins. The four losses came by a total of 23 points and all were decided in the final minutes of play. Iowa tied for second in the Big Ten West Division.

Iowa won eight games in both 2016 and 2017, including a Pinstripe Bowl victory to conclude the 2017 campaign. The Hawkeyes posted a perfect 12-0 regular season record in 2015, winning the West Division of the Big Ten Conference. Iowa participated in the 2016 Rose Bowl Game and the 2015 Big Ten Championship and ended the season in the top 10 in the final national rankings.

The Hawkeyes posted a perfect 12-0 regular season record in 2015, winning the West Division of the Big Ten Conference. Iowa participated in the 2016 Rose Bowl Game and the 2015 Big Ten Championship and ended the season in the top 10 in the final national rankings.

Along with winning its most recent three bowl games, Iowa also participated in the 2017 Outback Bowl, 2016 Rose Bowl Game, 2015 TaxSlayer Bowl and 2014 Outback Bowl. The Hawkeyes have ranked in the final top 10 of both major polls five times in the past 19 seasons.

Iowa has appeared in 11 January bowl games since 2001 and has recorded January bowl wins over Florida (2004 Outback), Louisiana State (2005 Capital One), South Carolina (2009 Outback), Georgia Tech (2010 Orange), and Mississippi State (2019 Outback).

Iowa has won 157 games over the past 19 seasons, including 96 Big Ten games. Along with the 2015 division title, the Hawkeyes earned a share of the Big Ten title in both 2002 and 2004 and tied for second in 2009. Iowa has finished in the Big Ten's first division in 18 of the past 20 years.

Iowa's efficient offense in 2019 featured senior quarterback Nate Stanley and tackle Tristan Wirfs, the Big Ten's Rimington-Pace Offensive Lineman of the Year. Wirfs earned first-team All-America honors from as many as three national outlets. Wirfs declared for the 2020 NFL Draft following his junior season and was a first-round selection (13th pick overall) of the Tampa Bay Buccaneers. He started every game at right tackle for the Super Bowl champions.

Stanley completed his three-year career with a 27-12 record as the starting quarterback, passing for over 8,000 career yards. Iowa ranked first in the Big Ten in red zone offense, fewest turnovers and fewest fumbles lost, second in fourth down conversions and fourth in time of possession. He was selected by Minnesota in the seventh round of the 2020 NFL Draft.

The Iowa offense in 2018 set a school record for most points scored in road games. The Hawkeyes averaged 31.2 in all games, the ninth highest single-season total in school history. Stanley led the Iowa offense, passing for 2,852 yards. Stanley threw 26 touchdown passes in both 2017 and 2018, setting a school record for scoring passes over a two-year period. Stanley ranks among Iowa's career leaders in passing yards (8,302), total offense (8,198) and passing touchdowns (68).

Tight end T.J. Hockenson earned the John Mackey Award as the top tight end in the nation and was named the Kwalick-Clark Tight End of the Year in the Big Ten. Iowa's tight ends combined for 90 receptions for 1,330 yards and 13 touchdowns.

Hockenson was the eighth player selected in the 2019 NFL Draft (Detroit) and earned Pro Bowl honors in 2020, while Noah Fant was the 20th player selected in the first round (Denver). It marks the only time in the history of the NFL Draft that two tight ends from the same program have been selected in the first round. Senior tight end Nate Wieting was signed to a free agent contract by the Cleveland Browns immediately following the 2020 NFL Draft.

The 2017 Iowa offense featured 1,000-yard rusher in senior Akrum Wadley, and a first year starting quarterback in Stanley, who passed for over 2,400 yards. Senior offensive lineman Sean Welsh earned first team All-Big Ten honors, while redshirt freshman lineman Alaric Jackson earned freshman All-America recognition.

The Iowa offensive line earned the 2016 Joe Moore Award, which is presented to the best offensive line in college football. Iowa boasted two players who rushed for over 1,000 yards in the same season for the first time in school history, as Wadley and senior LeShun Daniels, Jr., each surpassed 1,000 yards. Iowa was a finalist for the award in 2015.

Four members of Iowa's 2016 offensive line earned All-Big Ten recognition, including Boettger, Cole Croston, Daniels, and Welsh. Croston signed a free agent contract with the New England Patriots following the 2017 NFL Draft and was on the active roster the entire 2017 season. In 2015, guard Jordan Walsh earned first team all-Big Ten honors, while center Austin Blythe was one of three finalists for the Rimington Award and a second team selection.

Iowa's offense in 2015 averaged 30.9 points and 386.1 yards total offense, including 181.7 rushing and 204.4 passing yards per game. Iowa ranked in the top 25 nationally in fourth down conversions, fewest penalties, and fewest turnovers.

Left tackle Brandon Scherff won the 2014 Outland Trophy, was the Rimington-Pace Offensive Lineman of the Year in the Big Ten and earned unanimous consensus All-America honors. Scherff was the fifth player selected in the 2015 NFL Draft (Washington Redskins), while right tackle Andrew Donnal was selected by the St. Louis Rams in the fourth round. Scherff was named to the NFL Pro Bowl in 2017 and 2020.

Iowa's offensive line in 2013 led the way for an offense that averaged 377 yards total offense, including 180 rushing yards and 197 passing yards. The Hawkeye offensive line allowed just 15 sacks in 13 games, a total that led the Big Ten and tied for 12th best in the nation. Iowa won eight games while participating in the 2014 Outback Bowl.

Iowa's offensive line featured the same five starters in all 13 games in 2013, with four of those Hawkeyes earning Big Ten honors. Scherff was a first team selection, while right tackle Brett Van Sloten was second team and Blythe and left guard Conor Boffeli each were named honorable mention. Iowa led the Big Ten and ranked eighth in the nation in fewest penalties per game. Boffeli and Van Sloten signed NFL free agent contracts immediately following the 2014 NFL Draft.

Senior center James Ferentz and senior tackle/guard Matt Tobin led Iowa's offensive line in 2012, as both players earned all-Big Ten recognition. In addition, Blythe earned FWAA Freshman All-America honors. Iowa's offensive line put together a string of four consecutive games without allowing a quarterback sack and allowed less than two sacks in six of 12 games overall.

Brian, the son of head coach Kirk Ferentz, served as New England's tight ends coach in 2011, helping the Patriots win the AFC championship and a spot in the 2012 Super Bowl. Brian was an offensive assistant coach in 2010, working exclusively with the tight ends. He spent 2009 as a coaching assistant after serving as a scouting assistant for the Patriots during the 2008 season.

Under his direction, two Patriot rookie tight ends made a big impact in 2010. The New England duo ranked first and second, among all rookie tight ends with 10 and six touchdown catches, respectively. They became the first pair of rookie tight ends with at least five touchdowns in the same season in NFL history. Rob Gronkowski's 10 touchdown receptions rank second in NFL history for a rookie tight end, as only Mike Ditka (12) had more touchdowns as a rookie.

Gronkowski set additional records in 2011, including individual records for receiving touchdowns by a tight end (17), total touchdowns by a tight end (18) and receiving yards by a tight end (1,327). As a tandem, the Patriot tight ends also set three NFL single season records: total touchdowns by a tight end tandem (24), receptions by a tight end tandem (169) and total yards by a tight end tandem (2,237).

Brian played both offensive guard and center during his Iowa career. He earned honorable mention All-Big Ten honors as a senior in 2005 and was academic All-Big Ten in 2003. He was a team captain as a senior and played on Iowa teams that were among the most successful in school history. Brian was part of two Big Ten championship teams (2002 and 2004).

Ferentz started at center in every game as a senior in 2005. He started eight games at right guard in 2004 as the Hawkeyes earned a share of the Big Ten title and a bid to the Capital One Bowl. Iowa won each of the eight games he started after he missed the first four games of the year due to injury. Ferentz earned the starting center position as a sophomore and started five games before missing the second half of the season due to injury.

During his tenure as a player, Iowa participated in the BCS FedEx Orange Bowl, two Outback Bowls, and a Capital One Bowl, compiling an overall record of 38-12. The Hawkeyes defeated Florida in the 2004 Outback Bowl and defending national champion LSU in the 2005 Capital One Bowl.

Ferentz was a member of Iowa's Leadership Council and as a senior was the recipient of the Hayden Fry "Extra Heartbeat Award". The annual award goes to the Hawkeye player who gives extraordinary effort on the field. He was recognized with the "Next Man In" award as a junior.

Brian was selected to participate in the 2006 Hula Bowl following his Hawkeye career. He signed a free agent contract with Atlanta and was a member of the Falcons practice squad in 2006. He was with the New Orleans Saints throughout their 2007 training camp.

He earned his bachelor's degree in history from Iowa in 2006.

Ferentz was born March 28, 1983, in Iowa City. He and his wife, Nikki, have three daughters, Presley, Connolly and Jolie, and a son, John.

Ferentz' Coaching Career

<u>Team</u>	<u>Position, Years</u>
Iowa	OC, TE, 2018-Present
Iowa	OC, RB, 2017
Iowa	OL, Run Game Coordinator, 2015-16
Iowa	OL, 2012-2014
New England	TE's, 2011
	Off. Ast., TE's, 2010
	Coaching Ast., 2009
	Scouting Ast., 2008



Phil Parker
Defensive Coordinator & Secondary Coach
23rd Year at Iowa

Phil Parker, who served as defensive backs coach at the University of Iowa for 13 seasons, is in his 10th season as defensive coordinator. He returned to coaching Iowa's defensive secondary in 2013 as well. Parker was named by Rivals.com in March, 2011, as a first-team member of its College Football Assistant Coach Dream Team.

Following back-to-back narrow losses to open the 2020 season, Iowa won six straight games, all in Big Ten play, to complete the regular season. The Hawkeyes allowed just seven points in three of the six wins. The winning streak included road wins at Minnesota, Penn State and Illinois, and trophy game victories over Minnesota, Nebraska, and Wisconsin. The Hawkeyes were ranked 15th in the nation in the final CFP rankings and coaches poll, and 16th by the Associated Press.

Iowa has won three straight postseason games and 12 straight nonconference games. The Hawkeyes were selected to compete in the 2020 Music City Bowl, but that event was canceled. Iowa's streak of eight straight bowl invitations matches the longest in school history.

Iowa won 47 games from 2015-19, the highest total in school history over any five-year period, and a total that ranked ninth nationally. Iowa won its final four games in 2019 and ranked 15th in the nation in the final Associated Press and coaches polls.

Iowa's defense in 2020 led the nation in allowing opponents just 4.3 yards per play. The Hawkeyes ranked among the national leaders in several additional categories, including scoring (16.0, 7th), pass efficiency defense (110.1, 9th), rushing defense (107.6, 11th), total defense (313.8, 12th), red zone defense (.727, 12th), and interceptions (11, 19th).

Junior tackle Daviyon Nixon earned unanimous consensus All-America honors. He was named the Big Ten's defensive lineman and defensive player of the year while earned first-team All-Big Ten honors. He was a finalist for both the Outland Trophy and Nagurski Award. Senior end Chauncey Golston also earned first-team All-Big Ten honors. Golston was selected in the third round of the 2021 NFL Draft (Dallas) and Nixon was a fifth-round selection (Carolina). Linebacker Nick Niemann was also a sixth round selection (Los Angeles Chargers).

The Hawkeyes concluded the 2019 campaign with a 10-3 record following a 49-24 win over No. 22 Southern California in the Holiday Bowl. The three losses were all to ranked opponents by a combined 14 points. The Hawkeyes were 4-1 in trophy games for the third straight season.

Iowa completed the 2018 season with a 9-4 mark and a final ranking of 25th in the Associated Press national rankings. The Hawkeyes earned a 27-22 Outback Bowl win over No. 18 Mississippi State to close the season with three straight wins. The four losses came by a total of 23 points and all were decided in the final minutes of play. Iowa tied for second in the Big Ten West Division.

Iowa tied for second in the nation in interceptions (20) in 2018 after leading the nation in 2017 with 21. Iowa's 64 thefts over the past four seasons share the national lead. The 2019 Hawkeye defense ranked among the top 17 in the nation in scoring defense (5th, 14.0), first

downs allowed (9th, 16.6), total defense (12th, 308.2), rushing defense (14th, 112.5), turnover margin (14th, 0.7), and pass efficiency defense (17th, 116.0).

Defensive end A.J. Epenesa earned multiple All-America honors, first-team All-Big Ten recognition, and was the defensive MVP of the Holiday Bowl win over Southern California. Defensive backs Michael Ojemudia and Geno Stone each earned second-team All-Big Ten honors. Epenesa and Stone, both juniors in 2019, declared for the 2020 NFL Draft.

Epenesa was selected in the second round of the 2020 NFL Draft (Buffalo), while Ojemudia was selected in the third round by Denver and Stone was taken by Baltimore in the seventh round. In addition to the three draft selections, linebacker Kristian Welch (Baltimore) and tackle Cedrick Lattimore (Seattle) signed free agent contracts immediately following the draft. Sixteen Iowa defensive backs coached by Parker have been selected in the NFL draft.

Iowa, in 2018, ranked seventh nationally in total defense (293.6), eighth in turnovers gained (27) 11th in scoring defense (17.8) and 12th in rushing defense (109.5). Iowa's defense was second in the Big Ten in red zone defense and third in total sacks (35).

In 2018 junior defensive back Amani Hooker was named the Tatum-Woodson Big Ten Defensive Back of the Year, marking the fourth Hawkeye to earn that honor since 2012 (Josh Jackson, 2017, Desmond King, 2015, Micah Hyde, 2012). Hooker earned first-team All-Big Ten honors and second-team All-America recognition, and declared for the NFL Draft following his junior season. Epenesa earned first-team All-Big Ten honors and defensive end Anthony Nelson was named to the second team.

Hooker declared for the NFL following his junior season and was selected in the fourth round of the 2019 NFL Draft (Tennessee), along with junior defensive lineman Anthony Nelson, who was also a fourth round selection (Tampa Bay).

The Hawkeye defense led the nation with 21 interceptions in 2017, led by defensive back Josh Jackson, who led the nation individually with eight interceptions to match Iowa's single-season record. Jackson and linebacker Josey Jewell each earned unanimous consensus All-America honors. The Hawkeyes ranked 17th in the nation in scoring defense (19.9), and matched a school record with four interception return touchdowns.

Jackson, in his first year as a starter, also led the nation in passes defended, ranked second in interception return yards and return touchdowns, and ranked fourth in pass break-ups. He had two interception returns for touchdowns and tied Iowa's single-game record with three interceptions in a 55-24 win over third-ranked Ohio State.

Jewell led the Big Ten in tackles for the second time in three seasons (he was second as a junior) and ranked fourth in the nation in tackles per game (11.3). He was named the Big Ten Conference linebacker and defensive Player of the Year, while Jackson was named Big Ten Defensive Back of the Year. Jewell also earned the Lott IMPACT Trophy and was a finalist for the Nagurski Trophy, while Jackson was a finalist for the Thorpe Award.

Jackson declared for the 2018 NFL Draft following his junior season and was a second round selection of the Green Bay Packers. Jewell was a fourth round selection of the Denver Broncos.

Jewell also led the Hawkeye defense in 2016, along with All-America defensive back Desmond King. The Hawkeyes ranked 13th in the nation in scoring defense and red zone defense, 19th in pass efficiency defense, and 23rd in total defense.

The Hawkeyes posted a perfect 12-0 regular season record in 2015, winning the West Division of the Big Ten Conference. Iowa participated in the 2016 Rose Bowl Game and the 2015 Big Ten Championship and ended the season in the top 10 in the final national rankings.

Along with winning its most recent three bowl games, Iowa also participated in the 2017 Outback Bowl, 2016 Rose Bowl Game, 2015 TaxSlayer Bowl and 2014 Outback Bowl. The Hawkeyes have ranked in the final top 10 of both major polls five times in the past 19 seasons.

Iowa has appeared in 11 January bowl games since 2001 and has recorded January bowl wins over Florida (2004 Outback), Louisiana State (2005 Capital One), South Carolina (2009 Outback), Georgia Tech (2010 Orange), and Mississippi State (2019 Outback).

Iowa has won 157 games over the past 19 seasons, including 96 Big Ten games. Along with the 2015 division title, the Hawkeyes earned a share of the Big Ten title in both 2002 and 2004 and tied for second in 2009. Iowa has finished in the Big Ten's first division in 18 of the past 20 years.

The play of the defense has been a key part of Iowa's success. King earned first team All-Big Ten honors in both 2015 and 2016 and was a unanimous consensus All-American in 2015. King was a fifth round selection in the 2017 NFL Draft.

Iowa led the Big Ten and ranked 10th in the nation with 19 interceptions in 2015, with four of those being returned for touchdowns. The Hawkeyes were also among the national leaders in pass break-ups (ninth), turnover margin (11th), turnovers gained (13th), and rushing defense (15th).

Iowa ranked second in the Big Ten and seventh nationally in pass defense in 2014 with a defensive line-up that included three new linebackers and two first-year starters in the secondary. Seven Hawkeye defensive players earned all-Big Ten recognition.

The Hawkeyes collected eight wins in 2013, including a 5-3 Big Ten record to tie for second in the Legends Division. Iowa earned a spot in the 2014 Outback Bowl behind a defense that ranked among the national leaders in total defense (sixth), first downs allowed (seventh) pass defense (ninth), scoring defense (ninth), pass efficiency defense (17th) and rushing defense (19th).

Cornerback B.J. Lowery, a first team selection, was one of eight Hawkeye defensive players to earn All-Big Ten recognition in 2013, while King was named to several All-Freshman honor teams as a true freshman.

Following the 2012 season, Hyde was named the recipient of the Tatum-Woodson Defensive Back of the Year in the Big Ten Conference, earning first-team All-Big Ten honors. Hyde was selected by Green Bay in the fifth round of the NFL Draft and has had seven very productive seasons in the NFL with Green Bay and Buffalo.

Iowa's secondary in 2011 was led by senior Shaun Prater, who earned first-team All-Big Ten honors for the second straight season, while Hyde earned second team honors. Over the past 11 seasons, Iowa ranks among the national leaders with 181 interceptions. Prater was selected by Cincinnati in the fifth round of the 2012 NFL Draft, while Jordan Bernstine was selected by Washington in the seventh round.

The defensive secondary played a key role in Iowa's success in 2010. Iowa was second in the Big Ten in pass efficiency defense (115.1) and interceptions (19). Iowa tied for 11th in the nation in interceptions, returning four thefts for touchdowns. Prater and safety Tyler Sash were both named first-team All-Big Ten, while Brett Greenwood earned second team honors and Hyde was honorable mention.

Sash started the final 34 games of his career and ranks fifth in career interceptions. He declared for the NFL following his junior season in 2010 and was a sixth round selection of the New York Giants. Sash earned a Super Bowl ring in his rookie season with the Giants in 2011.

In 2009, Iowa ranked third in the nation in pass efficiency defense and fourth in pass defense, leading the Big Ten in both categories. The Hawkeyes tied for fifth nationally with 21 interceptions while ranking eighth in scoring defense and 10th in total defense. Sash and cornerback Amari Spivey both earned first-team All-Big Ten recognition, and Greenwood was a second team selection. Spivey declared for the NFL Draft following his junior season in 2009 and was selected in the third round by the Detroit Lions.

In 2008, Iowa ranked fourth in the nation while tying a school record with 23 interceptions. The Hawkeyes led the Big Ten and ranked fifth nationally in pass efficiency defense (98.3) and scoring defense (13.0). Spivey earned second team all-conference honors, while Bradley Fletcher and Greenwood claimed honorable mention recognition. Fletcher was selected by St. Louis in the third round of the 2009 NFL Draft.

Under Parker's direction, safety Bob Sanders became the ninth Iowa player to earn first team all-Big Ten honors for three seasons (2001, 2002, and 2003). Sanders earned second team All-America honors in 2003 and was taken by Indianapolis in the second round of the 2004 NFL Draft. He ranks 11th in career tackles (348). Sanders earned All-Pro recognition with the Colts in 2005 and was selected to the Pro Bowl. He was a key contributor again in 2006 as the Colts won the Super Bowl. He was named the NFL's Defensive Player of the Year in 2007 and was again an All-Pro selection.

Senior cornerback Charles Godfrey led the Iowa secondary in 2007, recording five interceptions and 65 tackles. He earned second-team All-Big Ten honors. Godfrey was selected in the third round of the 2008 NFL Draft, being selected by the Carolina Panthers. He enjoyed an eight-year NFL career.

In 2006, senior safeties Marcus Paschal and Miguel Merrick combined for 149 tackles to lead the Hawkeye secondary. Paschal was a second team all-Big Ten selection and signed a free agent contract with Philadelphia. Merrick signed a free agent contract with San Diego.

In 2005, senior cornerback Antwan Allen was the only player in the nation to start in four straight January bowl games. He ended his career with 235 tackles and eight interceptions. Jovon Johnson, at the opposite corner, also started throughout his career. He ranks third in career interceptions (17) and had 181 career tackles. Johnson played with the Pittsburgh Steelers and New York Jets in the NFL before a productive career in the Canadian Football League. He was the CFL's Most Outstanding Defensive Player in 2011, becoming the first defensive back to win the award. He is a two-time CFL All-Star.

Safeties Derek Pagel and Sean Considine joined the Iowa program as walk-ons and earned their way into the starting line-up. Each helped the Hawkeyes win a Big Ten title as seniors and both were NFL Draft selections. Pagel earned second-team All-Big Ten honors in 2002 was selected in the fifth round of the 2003 draft. Considine was a fourth

round selection in 2005 after earning honorable mention All-Big Ten recognition. He joined the Baltimore Ravens in 2012 and played a key role on special teams for the Super Bowl champions.

In 1999, Iowa's secondary was led by the play of safety Matt Bowen. Bowen led the team in tackles as both a junior and senior. He was voted second-team All-Big Ten and was a sixth round selection of the St. Louis Rams in the NFL Draft. Bowen played several seasons in the NFL (Washington and Buffalo) following his college career.

Parker was the defensive backfield coach at Toledo for 11 seasons prior to joining the Iowa staff. During his tenure at Toledo, Parker coached 10 all-conference selections and helped the Rockets win conference division championships in 1997 and 1998. Three of his Toledo players, Darren Anderson, Clarence Love and Kelly Herndon, went on to play in the NFL. Anderson and Love were NFL Draft selections, while Herndon signed as a free agent and played in the 2006 Super Bowl with Seattle. In 1998, Toledo ranked 19th in the nation in scoring defense.

Toledo won Mid-American Conference championships in 1990 and 1995 and competed in the 1995 Las Vegas Bowl. Toledo ranked 12th in the nation in total defense in 1990 and ninth in pass efficiency defense and 11th in rushing defense in 1992. In 1995 Toledo completed an undefeated season and was ranked 22nd in the final UPI poll and 24th in the CNN poll after leading the nation in turnover margin. Toledo also finished second to perennial power Marshall twice when Parker was a member of the Rocket staff.

Parker served as a graduate assistant coach for one year at Michigan State. He was on the Spartan staff in 1987 when MSU won the Big Ten title and defeated Southern California in the 1988 Rose Bowl.

Phil was a standout defensive back at Michigan State, earning first team all-Big Ten honors in 1983, 1984 and 1985. Parker was named defensive MVP at Michigan State in 1983 and 1985 and was invited to the Hula Bowl following his senior season. During his MSU career the Spartans competed in the 1984 Cherry Bowl and the 1985 All-American Bowl. Parker was named Most Valuable Player in the Cherry Bowl.

Parker earned his B.S. degree from Michigan State in 1986.

Parker was born March 13, 1963, in Lorain, Ohio. Phil and his wife, Sandy, have two children, Tyler and Paige.

Parker's Coaching Career

Team	Position, Years
Iowa	DC, DB, 2013-present
Iowa	DC, 2012
Iowa	DB, 1999-2011
Toledo	DB, 1988-98
Michigan State	GA, 1987



LeVar Woods
Special Teams Coordinator
14th Year at Iowa

LeVar Woods, a three-year football letterman at the University of Iowa and a veteran of seven seasons in the National Football League, was named special teams coordinator in March 2017, after previously assisting with the Hawkeye special teams.

Woods handles all phases of Iowa's special teams after coaching Hawkeye tight ends for three seasons. Woods coached Iowa linebackers for three seasons (2012-14) and previously served as an administrative assistant with the Iowa program (2008-11).

Following back-to-back narrow losses to open the 2020 season, Iowa won six straight games, all in Big Ten play, to complete the regular season. The winning streak included road wins at Minnesota, Penn State and Illinois, and trophy game victories over Minnesota, Nebraska, and Wisconsin. The Hawkeyes were ranked 15th in the nation in the final CFP rankings and coaches poll, and 16th by the Associated Press.

Iowa has won three straight postseason games and 12 straight nonconference games. The Hawkeyes were selected to compete in the 2020 Music City Bowl, but that event was canceled. Iowa's streak of eight straight bowl invitations matches the longest in school history.

Iowa won 47 games from 2015-19, the highest total in school history over any five-year period, and a total that ranked ninth nationally. Iowa won its final four games in 2019 and ranked 15th in the nation in the final Associated Press and coaches polls.

Iowa's special teams played a key role in the 2020 success. Freshman punter Tory Taylor was named the Big Ten Punter of the Year. He was named first-team Freshman All-America by the FWAA and second-team All-America by The Athletic and was a semifinalist for the Ray Guy Award.

Iowa led the Big Ten and ranked fifth nationally in net punting (42.9), while also ranking fifth in the nation in kickoff return coverage (15.7). Kicker Keith Duncan ended his career as Iowa's career leader in field goal percentage (82.5 percent) and is Iowa's career leader with 20 field goals from 40 yards and beyond. Duncan ranks fourth in career field goals (52) and sixth in career scoring (252).

Taylor earned first-team All-Big Ten honors and Duncan was named to the third team. Junior punt return specialist Charlie Jones and senior kickoff return specialist Ihmir Smith-Marsette each earned All-Big Ten honors as well. Smith-Marsette was selected in the fifth round of the 2021 NFL Draft (Minnesota).

The Hawkeyes concluded the 2019 campaign with a 10-3 record following a 49-24 win over No. 22 Southern California in the Holiday Bowl. The three losses were all to ranked opponents by a combined 14 points. The Hawkeyes were 4-1 in trophy games for the third straight season.

Iowa completed the 2018 season with a 9-4 mark and a final ranking of 25th in the Associated Press national rankings. The Hawkeyes earned a 27-22 Outback Bowl win over No. 18 Mississippi State to close the season with three straight wins. The four losses came by a total of 23 points and all were decided in the final minutes of play. Iowa tied for second in the Big Ten West Division.

Along with winning its most recent three bowl games, Iowa also participated in the 2017 Outback Bowl, 2016 Rose Bowl Game, 2015 TaxSlayer Bowl and 2014 Outback Bowl. The Hawkeyes have ranked in the final top 10 of both major polls five times in the past 19 seasons.

Iowa has appeared in 11 January bowl games since 2001 and has recorded January bowl wins over Florida (2004 Outback), Louisiana State (2005 Capital One), South Carolina (2009 Outback), Georgia Tech (2010 Orange), and Mississippi State (2019 Outback).

Iowa has won 157 games over the past 19 seasons, including 96 Big Ten games. Along with the 2015 division title, the Hawkeyes earned a share of the Big Ten title in both 2002 and 2004 and tied for second in 2009. Iowa has finished in the Big Ten's first division in 18 of the past 20 years.

The Hawkeyes posted a perfect 12-0 regular season record in 2015, winning the West Division of the Big Ten Conference. Iowa participated in the 2016 Rose Bowl Game and the 2015 Big Ten Championship and ended the season in the top 10 in the final national rankings.

Iowa's special teams were led in 2019 by kicker Keith Duncan and kickoff return specialist and wide receiver Ihmir Smith-Marsette. Duncan earned consensus first-team All-America honors and was one of three finalists for the Lou Groza Award. Duncan led the nation with 29 field goals (34 attempts), a total that ranks sixth-best in NCAA history. Duncan was named the Bakken-Andersen Kicker of the Year in the Big Ten while ranking 16th in the nation in scoring (119 points).

Smith-Marsette led the Big Ten and ranked second in the nation with two kickoff return touchdowns. He had touchdown returns in back-to-back wins over Nebraska (95 yards) and Southern California (98 yards). Smith-Marsette was named the offensive MVP of the Holiday Bowl, becoming the second Iowa player in school history with a rushing, receiving and kick return touchdown in the same game.

Smith-Marsette helped Iowa's kick return team rank sixth in the nation (26.6), while Iowa was also eighth nationally in kickoff coverage (17.2). Smith-Marsette ranks second in the Big Ten Conference for career kickoff return average (28.7) and ranks 10th at Iowa for all-purpose yards (3,415). He scored 20 career touchdowns.

The 2018 Hawkeyes led the Big Ten and ranked second nationally in kickoff returns, with Smith-Marsette ranking second in the individual rankings with a 29.5 average. Smith-Marsette was named the Rodgers-Dwight Big Ten Return Specialist of the Year. Iowa led the league in kickoff returns for three straight seasons before ranking second in 2019.

Iowa ranked second in the Big Ten in punt return average (10.6), and eighth in the nation in kickoff return coverage (16.4) in 2018. Senior Kyle Groeneweg ranked second in the Big Ten and 19th in the nation in punt return average (9.9).

In addition, senior kicker Miguel Recinos earned honorable mention All-Big Ten recognition. Recinos led Iowa in scoring with 98 points, connecting on all 47 PAT attempts and 17-22 field goals. Recinos ranks 15th in career scoring with 180 points, including all 93 career PAT attempts.

Iowa's special team highlights in 2017 included ranking sixth nationally in kick return defense (17.08), 15th in the nation in kickoff returns (24.44) and 25th in punt return defense (4.65). Senior running back Akrum Wadley set an Iowa bowl record with 171 yards on five kickoff returns in the Pinstripe Bowl victory.

Iowa tight ends also had an impressive season. Sophomore Noah Fant led all FBS tight ends with an average of 16.5 yards per catch, and his 11 touchdown receptions tied as the top figure among tight ends. The 11 touchdowns are also a record for Iowa tight ends. In addition, redshirt freshman T.J. Hockenson added 24 receptions for 320 yards and three touchdowns. Fant earned third-team All-Big Ten recognition.

Fant and Hockenson each declared early for the 2019 NFL Draft. Hockenson was the eighth pick in the first round (Detroit), while Fant followed as the 20th selection overall. Iowa is the first school ever to have two tight ends selected in the first round of the NFL Draft.

Senior George Kittle led the Iowa tight ends in 2016 with 22 receptions for 314 yards, while sharing the team lead with four touchdown receptions. Despite missing two full games and parts of others due to injury, Kittle earned All-Big Ten honorable mention recognition. He participated in the Senior Bowl and the NFL Combine following the season and was selected by San Francisco in the fifth round of the 2017 NFL Draft. Kittle set an NFL tight end receiving record in 2018, earning All-Pro and Pro Bowl honors. He surpassed 1,000 receiving yards for a second straight season in 2019 while repeating as an NFL All-Pro selection.

Iowa's special teams also performed well in 2016, led by return specialist Desmond King, who ranked second in the Big Ten in kickoff returns and third in punt returns. As a team Iowa led the conference and ranked seventh nationally in kickoff returns (25.9), while ranking second in the Big Ten and 11th nationally in punt returns (12.5). King earned NFL All-Pro recognition in 2018 with the Chargers.

Iowa's offense in 2015 averaged 30.9 points and 386.1 yards total offense, including 181.7 rushing and 204.4 passing yards per game. Iowa ranked in the top 25 nationally in fourth down conversions, fewest penalties, and fewest turnovers.

Iowa's tight end continued to play a key role in the offense in 2015, as Henry Krieger Coble and Kittle combined for 55 receptions for 695 yards and seven touchdowns. Krieger Coble signed a free agent contract with Denver following the 2016 NFL Draft and was a member of the Los Angeles Rams practice squad in 2018. Jake Duzey, who missed the majority of his senior season in 2015 due to injury, earned an invitation to mini-camp with Indianapolis in 2017.

Woods coached Iowa linebackers in 2014, as the Hawkeye defense ranked seventh in the nation in pass defense and 22nd in total defense. Iowa led the Big Ten and ranked second in the nation in fewest penalties and penalty yards. In his first year as a starter, linebacker Quinton Alston ranked second on the team in tackles and earned second team all-Big Ten honors.

In 2013, Woods joined with Jim Reid in coaching three senior linebackers who served as the leaders of Iowa's defense. Anthony Hitchens, Christian Kirksey, and James Morris each recorded over 100 tackles while earning All-Big Ten recognition. The trio each recorded over 250 career tackles and combined for 950 total tackles in helping Iowa appear in three bowl games.

Kirksey was selected in the third round of the 2014 NFL Draft by Cleveland, while Hitchens was selected by Dallas in the fourth round. Hitchens has started in the NFL for four seasons, serving as a team captain for the Super Bowl champion Kansas City Chiefs in 2019. Kirksey has been a starter in the NFL the past four seasons but missed the majority of 2019 due to injury. Morris signed an NFL free agent contract with New England immediately following the draft and was

with the Super Bowl champions throughout the season. He spent the majority of the 2015 season with the New York Giants.

Due to the play of the Iowa defense, Reid and Woods were named by FootballScoop as national Linebackers Coaches of the Year. Iowa earned a spot in the 2014 Outback Bowl behind a solid defense that ranked among the national leaders in total defense (sixth), first downs allowed (seventh) pass defense (ninth), scoring defense (ninth), pass efficiency defense (17th) and rushing defense (19th). The Hawkeyes recorded eight wins, including five in the Big Ten to tie for second in the Legends Division.

Under the direction of Woods, Iowa’s linebackers also held the top three spots on the tackle chart in 2012. Hitchens not only led Iowa in tackles, but also led the Big Ten and ranked sixth in the nation. Morris ranked third in the Big Ten and 13th nationally. Kirksey was third on the team in tackles, while ranking second in the nation with four recovered fumbles. He was also one of eight players in the nation with two touchdowns on interception returns.

Woods served as Iowa’s defensive line coach in the 2011 Insight Bowl. Despite the loss to 14th-ranked Oklahoma, the Hawkeye defense held the Sooners to a season-low 275 yards total offense and just 114 net rushing yards. Iowa linemen recorded four tackles for loss, two sacks and an interception.

As an administrative assistant, Woods assisted the coaching staff in compiling statistical information, gathering information on opponents and recruits, and assisting in the day-to-day operation of the football office.

During his NFL playing career, Woods played for Arizona, Chicago, Detroit, and Tennessee. Woods signed with the Cardinals as a free agent in 2001 and spent the first four years of his career in Arizona.

In 88 career games Woods totaled 168 tackles, 2.5 QB sacks, four fumble recoveries and one forced fumble.

Woods teams with fellow NFL player Kyle Vanden Bosch (both are graduates of West Lyon HS in Inwood, Iowa) in hosting a youth football camp in their hometown. He has also founded the LeVar Woods Football Academy in Okoboji, Iowa, teaching fundamentals and techniques to youth and high school athletes.

During his stint with the Cardinals, Woods was named a finalist for both the Byron “Whizzer” White and Walter Payton Man of the Year awards, recognizing his contributions to charity.

Woods has been involved with several charitable organizations throughout his career, including the Garth Brooks Teammates for Kids foundation, Homeward Bound, Soup Kitchen, Youth Christmas shopping trips and, Milk and Cookies Youth Reading Program, along with speaking engagements to elementary school children. Woods has also been instrumental in developing the Hawkeye Readers youth reading program in conjunction with the Iowa City: UNESCO City of Literature, which helps promote the importance of literacy to children.

He has also been involved with the NFL’s Executive and Entrepreneurship programs through the University of Pennsylvania’s Wharton School of Business, the Kellogg Business School at Northwestern University, and the Stanford School of Business.

Woods lettered as a member of the Hawkeye football team from 1998-2000. He was a two-year starter at outside linebacker, totaling 165 career tackles, including 18 tackles for loss and four sacks.

He was a team captain as a senior in 2000 and earned honorable mention All-Big Ten honors from both league coaches and media after recording 97 tackles. He was selected for the Blue-Gray All-Star game following his senior season.

Along with serving as defensive team captain, Woods was co-Most Valuable Player and the recipient of the Hayden Fry “Extra Heartbeat Award”, given each year to the Hawkeye player who gives extraordinary effort on the field.

Woods attended West Lyon HS in Inwood, Iowa, where he earned all-state honors and was the Class 2A Player of the Year as a senior. He rushed for 1,226 yards and eight touchdowns as a senior, while totaling 50 tackles, nine QB sacks and two recovered fumbles as a defensive end.

He earned his degree in elementary education from the University of Iowa in December 2000.

Woods was born March 15, 1978, in Cleveland, Ohio. LeVar and his wife, Meghann, have three children, daughters Sydney and Whitney, and a son, Mason.

Woods’ Coaching Career	
Team	Position, Years
Iowa	STC, 2018-Present
Iowa	TE, STC, 2017
Iowa	TE, ST, 2015-17
Iowa	LB, ST, 2012-14
Iowa	AA, 2008-11



George Barnett
Offensive Line Coach
First Year at Iowa

George Barnett joined the Iowa football staff as offensive line coach in March, 2021. Barnett joins the Hawkeye football program after being named offensive line coach at Tulane University in December, 2020. Barnett has over 20 seasons of offensive line coaching experience at the collegiate level.

Barnett previously was on the coaching staff at Miami, Ohio for seven seasons. Barnett joined the Miami program as co-offensive coordinator and offensive line coach (2014-15). He was later elevated to assistant head coach/co-offensive coordinator/offensive line coach in 2016. Miami earned an invitation to the 2016 St. Petersburg Bowl.

During his seven seasons at Miami, Barnett coached seven All-Mid-American Conference award winners, including Tommy Doyle (first team) and Danny Godlevske (third team) in 2019. In 2016, Collin Buchanan was invited to the NFL Combine and later signed a free agent contract with New Orleans.

In Barnett's final season at Miami in 2020 the Redhawks averaged just under 400 yards total offense, while ranking second in the conference by allowing just four sacks.

In 2019, despite starting a pair of true freshmen up front, the offensive line averaged 130.9 rushing yards per game and allowed just 31 sacks in 14 games as the RedHawks won the MAC Championship and participated in the Lending Tree Bowl. In 2018, Miami averaged 159.8 rushing yards per game and allowed just 20 sacks. The Redhawks averaged over 200 rushing yards per game in conference games.

Prior to his stint at Miami, Barnett was the offensive line coach and running game coordinator at Illinois State for four seasons. He was named offensive coordinator prior to the 2013 season for the Redbirds. Illinois State participated in the FCS Playoffs in 2012.

In his time with the Redbirds the offense averaged 145.7 yards per game on the ground and allowed just 1.3 sacks per game. In 2011 the Redbird offensive line allowed only six sacks in 11 contests, as the team averaged 183.4 rushing yards per game while posting a 7-4 record. The six sacks allowed that season ranked third-best in the country and the Redbirds produced their first 1,000-yard rusher since 2006.

Prior to Illinois State, Barnett had a two-year stint as the offensive line coach at Division II powerhouse Grand Valley State, which advanced to the 2009 NCAA Division II national title game. In his two seasons at GVSU as offensive line coach, he helped the Lakers' offense become one of the best in the country.

In 2009, GVSU ranked third in the country in sacks allowed (.60), giving up just nine sacks in 15 games. The Lakers also ranked 11th in the country in rushing offense (227.5 ypg), 12th in total offense (450.1 ypg) and 14th in scoring offense (35.8 ppg). Barnett also mentored senior Nick McDonald, who was a consensus Division II All-American and the GLIAC Offensive Lineman of the Year.

In 2008, Barnett guided the GVSU offensive line unit that saw all five of its starters earn All-GLIAC honors. The Lakers finished the season ranked 10th in the nation in scoring (38.5 ppg), 13th in sacks allowed (1.08), 14th in rushing (228.4 ypg) and 25th in total offense (429.0 ypg).

Barnett moved to Grand Valley State after a three-year stint as offensive line coach at Indianapolis. The Greyhound offense increased its production every season behind the Barnett-led offensive line. Grand Valley State advanced to the NCAA Division II playoffs in both 2008 and 2009.

Indianapolis recorded four-year highs in passing yards (234.1 ypg), rushing offense (189.2 ypg) and total offense (423.3 ypg) in 2007.

Barnett spent the 2004 season as a graduate assistant coach at Illinois, working under Harry Hiestand with the Illini offensive line. Barnett began his coaching career and taught for five years at Mattoon (Ill.) High School from 1999-2003. He served as assistant head coach for the Green Wave's state semifinalist team in 2003, working as offensive coordinator and offensive line coach.

Barnett earned a bachelor of science degree in physical education in 1998 from Millikin University in Decatur, Ill. He was a four-year football letterman and earned all-conference recognition.

Barnett was born Jan. 17, 1976, and is a native of Tuscola, Illinois. George and his wife, Lori, have two children, Elle and James.

Barnett's Coaching Career

Team	Position, Years
Iowa	OL, 2021-present
Tulane	OL, Dec.-March, 2020
Miami, Ohio	AHC, Co-OC, OL, 2016-20
Miami, Ohio	Co-OC, OL, 2014-15
Illinois State	OC, OL, 2013
Illinois State	OL, 2010-12
Grand Valley State	OL, 2008-09
Indianapolis	OL, 2005-07
Illinois	GA, 2004
Mattoon, Ill. HS	AHC, OL, 1999-03



Kelvin Bell
Defensive Line Coach
Ninth Year at Iowa

Kelvin Bell, a former member of the University of Iowa football team, is in his third season as Iowa's defensive line coach. Bell was named recruiting coordinator and defensive assistant coach in February, 2016. Bell also held the position of director of on-campus recruiting for two years (2014-15). He served as a graduate assistant coach for two years (2012-13), assisting with special teams.

Throughout his coaching stint at Iowa, Bell has been involved in all aspects of prospect identification, working with the coaching staff in off-campus recruiting efforts, and coordinated all aspects of on-campus recruiting activities.

Following back-to-back narrow losses to open the 2020 season, Iowa won six straight games, all in Big Ten play, to complete the regular season. Iowa's defense allowed just seven points in three of the wins. The winning streak included road wins at Minnesota, Penn State and Illinois, and trophy game victories over Minnesota, Nebraska, and Wisconsin. The Hawkeyes were ranked 15th in the nation in the final CFP rankings and coaches poll, and 16th by the Associated Press.

Iowa has won three straight postseason games and 12 straight nonconference games. The Hawkeyes were selected to compete in the 2020 Music City Bowl, but that event was canceled. Iowa's streak of eight straight bowl invitations matches the longest in school history.

Iowa won 47 games from 2015-19, the highest total in school history over any five-year period, and a total that ranked ninth nationally. Iowa won its final four games in 2019 and ranked 15th in the nation in the final Associated Press and coaches polls.

Iowa's defense in 2020 led the nation in allowing opponents just 4.3 yards per play. The Hawkeyes ranked among the national leaders in several additional categories, including scoring (16.0, 7th), pass efficiency defense (110.1, 9th), rushing defense (107.6, 11th), total defense (313.8, 12th), red zone defense (.727, 12th), and interceptions (11, 19th).

Junior tackle Daviyon Nixon earned unanimous consensus All-America honors. He was named the Big Ten's defensive lineman and defensive player of the year while earned first-team All-Big Ten honors. He was a finalist for both the Outland Trophy and Nagurski Award. Senior end Chauncey Golston also earned first-team All-Big Ten honors, while end Zach VanValkenburg earned second-team honors. Golston was a third round selection in the 2021 NFL Draft (Dallas) and Nixon was selected by Carolina in the fifth round. Tackle Jack Heflin signed a free agent contract with Green Bay immediately following the draft.

The Hawkeyes concluded the 2019 campaign with a 10-3 record following a 49-24 win over No. 22 Southern California in the Holiday Bowl. The three losses were all to ranked opponents by a combined 14 points. The Hawkeyes were 4-1 in trophy games for the third straight season.

Iowa completed the 2018 season with a 9-4 mark and a final ranking of 25th in the Associated Press national rankings. The Hawkeyes earned a 27-22 Outback Bowl win over No. 18 Mississippi State to close the season with three straight wins. The four losses came by a total of 23 points and all were decided in the final minutes of play. Iowa tied for second in the Big Ten West Division.

Along with winning its most recent three bowl games, Iowa also participated in the 2017 Outback Bowl, 2016 Rose Bowl Game, 2015 TaxSlayer Bowl and 2014 Outback Bowl. The Hawkeyes have ranked in the final top 10 of both major polls five times in the past 19 seasons.

Iowa has appeared in 11 January bowl games since 2001 and has recorded January bowl wins over Florida (2004 Outback), Louisiana State (2005 Capital One), South Carolina (2009 Outback), Georgia Tech (2010 Orange), and Mississippi State (2019 Outback).

Iowa has won 157 games over the past 19 seasons, including 96 Big Ten games. Along with the 2015 division title, the Hawkeyes earned a share of the Big Ten title in both 2002 and 2004 and tied for second in 2009. Iowa has finished in the Big Ten's first division in 18 of the past 20 years.

The Hawkeyes posted a perfect 12-0 regular season record in 2015, winning the West Division of the Big Ten Conference. Iowa participated in the 2016 Rose Bowl Game and the 2015 Big Ten Championship and ended the season in the top 10 in the final national rankings.

The 2019 Hawkeye defense ranked among the top 17 in the nation in scoring defense (5th, 14.0), first downs allowed (9th, 16.6), total defense (12th, 308.2), rushing defense (14th, 112.5), turnover margin (14th, 0.7), and pass efficiency defense (17th, 116.0). The Hawkeyes ranked in the top five nationally in fewest penalties and fewest penalty yards. Iowa opponents have averaged less than 20 points per game in each of the last five seasons.

Iowa, in 2018, ranked seventh nationally in total defense (293.6), eighth in turnovers gained (27) 11th in scoring defense (17.8) and 12th in rushing defense (109.5). Iowa's defense was second in the Big Ten in red zone defense and third in total sacks (35).

Junior defensive end A.J. Epenesa earned first and second-team All-America honors while leading Iowa in sacks for the second straight season in 2019. Epenesa earned first-team All-Big Ten honors and was the defensive MVP in Iowa's holiday Bowl win over Southern California. Epenesa, who declared for the 2020 NFL Draft, had 2.5 sacks vs. Southern California as Iowa allowed the Trojans just 22 net rushing yards. Junior end Chauncey Golston and senior tackle Cedrick Lattimore earned honorable mention All-Big Ten recognition.

Epenesa was selected by Buffalo in the second round of the 2020 NFL Draft. In addition, Lattimore signed a free agent contract with Seattle immediately following the draft.

In 2018, Epenesa earned first-team all-Big Ten honors and defensive end Anthony Nelson was named to the second team. End Parker Hesse and tackle Matt Nelson earned honorable mention recognition. Anthony Nelson declared for the NFL Draft following his junior season and was selected by Tampa Bay in the fourth round. Matt Nelson, Hesse and Sam Brincks were all invited to NFL workouts immediately following the draft.

The 2017 Iowa defense ranked 17th in the nation in scoring defense (19.9). Anthony Nelson earned second team All-Big Ten and first team Academic All-America honors, while senior tackle Nathan Bazata was honorable mention All-Big Ten.

The 2016 Hawkeyes ranked 13th in the nation in scoring defense and red zone defense, 19th in pass efficiency defense, and 23rd in total defense. Tackle Jaleel Johnson earned first team All-Big Ten honors, while Bazata and Hesse earned honorable mention recognition.

Johnson and Faith Ekakitie, also a senior tackle in 2016, have moved to the professional football ranks. Johnson was a fourth round selection of the Minnesota Vikings in the 2017 NFL Draft, while Ekakitie was the first player selected in the 2017 CFL Draft (Winnipeg).

Bell interned with four NFL organizations (Minnesota Vikings, 2013; New York Giants, 2014; Miami Dolphins and Cincinnati Bengals, 2015) as part of the Bill Walsh Minority Coaching Fellowship.

Bell joined the Iowa staff after serving as an assistant coach at Trinity International University, where he served as the offensive line coach and run game coordinator in 2011. Two of his offensive linemen earned all-conference honors in 2011.

Bell served two seasons (2008-09) as offensive line coach at Wayne State College in Wayne, Nebraska. He helped lead the Wildcats to their first-ever appearance in the NCAA Division II playoffs in 2008 while posting a two-year record of 17-6. Bell coached five offensive linemen who went on to earn all-conference, all-region and All-America honors.

Before coaching at WSC, Bell coached the offensive line at Cornell College for two seasons (2006-2007). He gained his first coaching experience at Regina High School in Iowa City (2004-06), where he served as junior high coach, varsity weight room supervisor, and assistant varsity coach. Regina earned its first-ever state football championship in 2005 after reaching the semifinals in 2004.

Bell first joined the Iowa program as a defensive lineman in 2000. He redshirted in his first year at Iowa and later had his career cut short due to injury. As a prep, he earned first team all-conference honors for three straight seasons as an offensive and defensive lineman. He earned all-district, all-region and all-county recognition as a senior.

Bell earned his B.A. in mathematics, with a computer science concentration, from the University of Iowa in 2005. He earned his master's degree in sports management in 2014.

Bell is a native of Olive Branch, Mississippi. His wife's name is Natalee.

Bell's Coaching Career

Team	Position, Years
Iowa	DL, 2019-present
Iowa	AC, RC, 2016-19
Iowa	OCR, 2014-15
Iowa	GA, 2012-13
Trinity International	OL/RGC, 2011
Wayne State	OL, 2008-09
Cornell College	OL, 2006-07
Regina High School (Iowa City)	AC, 2004-06



Ladell Betts
Running Backs Coach
First Year at Iowa

Former University of Iowa running back Ladell Betts, the second leading rusher in Iowa football history, was named running backs coach in March, 2021.

Betts joined the Hawkeye coaching staff after serving as head coach at Pine Crest School in Fort Lauderdale, Florida. He served as the head coach at Pine Crest for two seasons and was previously the offensive coordinator (2016-18).

Betts previously was the offensive coordinator at Boca Raton High School for two years (2014-15) after coaching running backs at Coral Spring Christian Academy in 2013. Pine Crest posted an undefeated season in 2020 and Boca Raton posted a 10-3 mark in 2015. Betts was offensive coordinator with the NFL Prep 100 Series from 2011-14.

Following his Iowa career, Betts was selected by Washington in the second round of the 2002 NFL Draft. Betts played in the NFL for nine seasons, including eight with Washington and his final season with the New Orleans Saints. Betts played in 111 career NFL games, rushing for 3,326 yards and 15 touchdowns. He also had 1,646 career receiving yards and three touchdown receptions, along with 2,085 career kickoff return yards. His best single season included 1,154 rushing yards and 445 receiving yards in 2006. His career totals include 7,057 all-purpose yards.

Betts concluded his Iowa career in 2001 as a four-year letterman and is the only running back in program history to lead the team in rushing four straight years. Betts ranks second in career rushing yards (3,686), fourth in all-purpose yards (4,397) and 19th in career scoring (162).

Betts rushed for over 1,000 yards in his final two seasons (2000-01). He gained 1,090 yards as a junior and 1,060 as a senior. He scored 25 career rushing touchdowns, including 10 in his final season. His career totals also include 702 receiving yards and two touchdowns.

Betts earned second-team All-Big Ten honors as a junior and senior. He was elected a team captain in 2001 and shared team Most Valuable Player honors in 1999 and 2001. Betts was a three-year member of the Leadership Committee during his Iowa career and served as an Ambassador with the University of Iowa Foundation during his final semester as a Hawkeye.

Betts earned his bachelor's degree from Iowa in 2001 and completed the Business Management and Entrepreneurship Program through the Aresty Institute of Executive Education & The Wharton Sports Business Initiative.

Betts is a native of Blue Springs, Missouri. He and his wife, Shatarah, are the parents of five daughters, Tamryn, Saire, Soleil, Saavi, and Suraj, and one son, Torino.

Betts' Coaching Career

Team	Position, Years
Iowa	RB, 2021-present
Pine Crest School	HC, 2019-20
Pine Crest School	OC, 2016-18
Boca Raton HS	OC, 2014-15
Coral Springs Christian Academy	RB, 2013

**Kelton Copeland****Wide Receivers Coach**
Fifth Year at Iowa

Kelton Copeland was named wide receivers coach at the University of Iowa in February, 2016. Copeland joined the Hawkeye coaching staff after coaching at Northern Illinois the previous four seasons.

Following back-to-back narrow losses to open the 2020 season, Iowa won six straight games, all in Big Ten play, to complete the regular season. The Hawkeyes scored at least 26 points in each of the six wins. The winning streak included road wins at Minnesota, Penn State and Illinois, and trophy game victories over Minnesota, Nebraska, and Wisconsin. The Hawkeyes were ranked 15th in the nation in the final CFP rankings and coaches poll, and 16th by the Associated Press.

Iowa has won three straight postseason games and 12 straight nonconference games. The Hawkeyes were selected to compete in the 2020 Music City Bowl, but that event was canceled. Iowa's streak of eight straight bowl invitations matches the longest in school history.

Iowa won 47 games from 2015-19, the highest total in school history over any five-year period, and a total that ranked ninth nationally. Iowa won its final four games in 2019 and ranked 15th in the nation in the final Associated Press and coaches polls.

Iowa's offense in 2020 led the Big Ten in red zone offense (0.917) and ranked second in scoring (31.8). The Hawkeyes scored at least 25 points in all six wins. Among wide receivers, senior Ihmir Smith-Marsette earned honorable mention all-Big Ten honors (25-345-4 TDs), while senior Brandon Smith recorded 23 receptions for 231 yards and two scores. Smith-Marsette totaled over 1,600 career receiving yards and ranks 10th with 3,415 career all-purpose yards. Smith totaled over 1,000 career receiving yards.

Smith-Marsette was selected in the fifth round of the 2021 NFL Draft by Minnesota. Smith signed a free agent contract with Dallas immediately following the draft.

The Hawkeyes concluded the 2019 campaign with a 10-3 record following a 49-24 win over No. 22 Southern California in the Holiday Bowl. The three losses were all to ranked opponents by a combined 14 points. The Hawkeyes were 4-1 in trophy games for the third straight season.

Iowa completed the 2018 season with a 9-4 mark and a final ranking of 25th in the Associated Press national rankings. The Hawkeyes earned a 27-22 Outback Bowl win over No. 18 Mississippi State to close the season with three straight wins. The four losses came by a total of 23 points and all were decided in the final minutes of play. Iowa tied for second in the Big Ten West Division.

Iowa won eight games in both 2016 and 2017, including a Pinstripe Bowl victory to conclude the 2017 campaign. The Hawkeyes posted a perfect 12-0 regular season record in 2015, winning the West Division of the Big Ten Conference. Iowa participated in the 2016 Rose Bowl Game and the 2015 Big Ten Championship and ended the season in the top 10 in the final national rankings.

Along with winning its most recent three bowl games, Iowa also participated in the 2017 Outback Bowl, 2016 Rose Bowl Game, 2015 TaxSlayer Bowl and 2014 Outback Bowl. The Hawkeyes have ranked in the final top 10 of both major polls five times in the past 19 seasons.

Iowa's efficient offense in 2019 featured senior quarterback Nate Stanley completing just under 60 percent of his passes to a talented and deep wide receiver corp. Redshirt freshman Nico Ragaini (46-439) and Smith-Marsette (44-722) each had over 40 receptions, while Smith (37-439) and redshirt freshman Tyrone Tracy, Jr. both totaled over 35 receptions.

Iowa's offense in 2018 also featured Stanley, who tossed 26 touchdown passes for the second straight year. The improved play of Iowa's wide receivers played a big role as the Hawkeyes averaged 31.2 points per game, including a school-record 42.8 points per game in five Big Ten road games.

Senior wide receiver Nick Easley led Iowa with 52 receptions in 2018. He was named MVP of the 2019 Outback Bowl after grabbing eight receptions for 104 yards and two touchdowns. Easley surpassed 100 career receptions and 1,000 career receiving yards in his two seasons under Copeland's direction. He signed a free agent contract with Buffalo following the 2019 NFL Draft.

The Hawkeyes won eight games in 2017, including a 27-20 win over Boston College in the Pinstripe Bowl. In addition to the bowl victory the Hawkeyes won three of four rivalry trophy games while facing one of the toughest schedules in the nation.

Wide receiver Matt VandeBerg played his final two seasons under Copeland, returning from injury as a junior to record 28 receptions for 384 yards and two touchdowns in 2017. He had at least one reception in his final 32 games. His 134 career receptions rank 10th in school history and he ranks 15th in career receiving yards (1,686).

Copeland served as wide receivers coach and specials teams coordinator at Northern Illinois in 2016 after coaching the NIU running backs from 2013-15. Northern Illinois had a first team all-conference selection at both wide receiver and as return specialist while leading the conference in both kickoff returns and kickoff coverage in 2016.

In 2015, Northern Illinois running back Joel Bouagnon earned first team all-conference honors after rushing for 1,285 yards and 18 touchdowns. NIU averaged 190.1 rushing yards per game while playing in the conference title game for the sixth straight year and earning an eighth straight bowl invitation.

The Northern Illinois offense rushed for 3,488 yards and 36 touchdowns in 2014, as three running backs each averaged over five yards per carry. In 2013 the Huskies featured two players who each rushed for over 1,000 yards, including quarterback Jordan Lynch, a Heisman Trophy finalist.

Copeland joined the Northern Illinois staff after coaching wide receivers at South Dakota for two seasons (2011-12).

He was on the staff at Coffeyville Community College from 2007-10, coaching wide receivers (2008-10) and the defensive secondary (2007). Coffeyville advanced to the Region IV playoffs in three different seasons, while boasting one of the top offenses in the Jayhawk Conference in 2010. Copeland was promoted to offensive coordinator and quarterbacks coach at Coffeyville prior to accepting the position at South Dakota.

Copeland coached defensive backs at Northwood University in 2006, helping Northwood reach the Division II playoffs. He was on the coaching staff at Emporia State University from 2003-05, coaching linebackers, running backs, and wide receivers, while also working with special teams. He also served as an assistant strength and conditioning coach.

As a player at Emporia State from 1999-02, Copeland was the starting quarterback and a team captain for three seasons. He set school records for rushing yards by a quarterback in a season and career, leading the team in total offense as both a junior and senior. He ranked third all-time in total offense and fourth in passing yards following his final season.

A native of Miami, Florida, Copeland attended Southridge High School. He graduated from Emporia State University in 2003 with a bachelor's degree in recreation.

Copeland was born June 9, 1980. He is married to the former Bridgette Eldridge, and the couple have three daughters, Marlea, Devyn and Kabryn.

Copeland's Coaching Career

Team	Position, Years
Iowa	WR, 2017-present
Northern Illinois	WR, ST, 2016
Northern Illinois	RB, 2013-15
South Dakota	WR, 2011-12
Coffeyville CC	WR, 2008-10
Coffeyville CC	DB, 2007
Northwood University	DB, 2006
Emporia State	LB,WR, RB, 2003-05



Jay Niemann
Assistant Defensive Line Coach
Defensive Recruiting Coordinator
Third Year at Iowa

Jay Niemann was named assistant defensive line coach and defensive recruiting coordinator in May, 2019. Niemann joined the Hawkeye coaching staff after serving as the defensive coordinator and linebackers coach at Rutgers University for three seasons (2016-18).

Following back-to-back narrow losses to open the 2020 season, Iowa won six straight games, all in Big Ten play, to complete the regular season. Iowa's defense allowed just seven points in three of the wins. The winning streak included road wins at Minnesota, Penn State and Illinois, and trophy game victories over Minnesota, Nebraska, and Wisconsin. The Hawkeyes were ranked 15th in the nation in the final CFP rankings and coaches poll, and 16th by the Associated Press.

Iowa has won three straight postseason games and 12 straight non-conference games. The Hawkeyes were selected to compete in the 2020 Music City Bowl, but that event was canceled. Iowa's streak of eight straight bowl invitations matches the longest in school history. Iowa won its final four games in 2019 and ranked 15th in the nation in the final Associated Press and coaches polls.

Iowa's defense in 2020 led the nation in allowing opponents just 4.3 yards per play. The Hawkeyes ranked among the national leaders in several additional categories, including scoring (16.0, 7th), pass efficiency defense (110.1, 9th), rushing defense (107.6, 11th), total defense (313.8, 12th), red zone defense (.727, 12th), and interceptions (11, 19th).

Junior tackle Daviyon Nixon earned unanimous consensus All-America honors. He was named the Big Ten's defensive lineman and defensive player of the year while earned first-team All-Big Ten honors. He was a finalist for both the Outland Trophy and Nagurski Award. Senior end Chauncey Golston also earned first-team All-Big Ten honors, while end Zach VanValkenburg earned second-team honors. Golston was selected by Dallas in the third round of the 2021 NFL Draft, while Nixon was selected in the fifth round by Carolina. DT Jack Heflin signed a free agent contract (Green Bay) immediately following the draft.

The Hawkeyes concluded the 2019 campaign with a 10-3 record following a 49-24 win over No. 22 Southern California in the Holiday Bowl. The three losses were all to ranked opponents by a combined 14 points. The Hawkeyes were 4-1 in trophy games for the third straight season.

The 2019 Hawkeye defense ranked among the top 17 in the nation in scoring defense (5th, 14.0), first downs allowed (9th, 16.6), total defense (12th, 308.2), rushing defense (14th, 112.5), turnover margin (14th, 0.7), and pass efficiency defense (17th, 116.0). The Hawkeyes ranked in the top five nationally in fewest penalties and fewest penalty yards. Iowa opponents have averaged less than 20 points per game in each of the last five seasons.

Junior defensive end A.J. Epenesa earned first and second-team All-America honors while leading Iowa in sacks for the second straight season in 2019. Epenesa earned first-team All-Big Ten honors and was the defensive MVP in Iowa's Holiday Bowl win over Southern California. Epenesa, who declared for the 2020 NFL Draft, had 2.5 sacks vs. Southern California as Iowa allowed the Trojans just 22 net rushing yards. Golston and senior tackle Cedrick Lattimore earned honorable mention All-Big Ten recognition.

Along with his three seasons at Rutgers, Niemann was the defensive coordinator at Northern Illinois from 2011-15. He coached linebackers at Rutgers and safeties at Northern Illinois and was the co-defensive coordinator and secondary coach at Hardin-Simmons from 2008-10.

Niemann's 2018 defense at Rutgers ranked 19th in the nation and fourth in the Big Ten in pass defense, allowing opponents 186.7 yards per game. The Scarlet Knights ranked 45th in the nation in pass defense efficiency, with a rating of 123.29, and 46th in the nation in red-zone defense (.814).

Three Rutgers defenders earned postseason honors from the Big Ten. Senior safety Saquan Hampton and senior linebacker Trevor Morris earned honorable mention recognition, and senior cornerback Isaiah Wharton received the Big Ten Sportsmanship Award. Two Scarlet Knights ranked among Big Ten leaders in tackles in 2018. Morris ranked No. 3, averaging 9.1 tackles per game, and senior linebacker Deonte Roberts ranked No. 11, averaging 7.9 tackles.

Niemann's Scarlet Knight defense in 2017 was key in victories over Purdue (14-12), Illinois (35-24) and Maryland (31-24). Rutgers' defense ranked No. 48 in the nation in fewest opponent first downs allowed (243) and No. 55 in fewest passing yards allowed (216.8). In Niemann's first season at Rutgers the Scarlet Knights ranked No. 6 in the nation in red zone defense (.727) and 18th in passing yards allowed per game (186.5).

Niemann's top defensive player at NIU was safety Jimmie Ward, who was selected by San Francisco in the first round of the 2014 NFL Draft. The 30th overall pick, Ward led the Huskies in tackles in each of his final two seasons. In all, Niemann's Huskie defense produced seven players who signed with NFL teams

In 2015, NIU ranked eighth in the nation in turnovers gained (29) and fourth in interceptions (22). Sophomore cornerback Shawun Lurry led the FBS with nine interceptions and earned multiple All-America honors. The defensive unit posted 26 sacks with 15 different players involved in at least a half sack.

Six NIU defensive players earned All-MAC honors in 2014 as six opponents were held to 17 points or less. In 2012, the NIU defense held five opponents to nine points or less en route to a second straight MAC title and a historic berth in the Orange Bowl at the conclusion of the season. In the 2011 MAC Championship game, the NIU defense shut out Ohio in the second half en route to a 23-20 victory, the school's first MAC football title in 28 years.

Northern Illinois won the Mid-American Conference West Division all five seasons (2011-15) Niemann was on the staff, capturing the MAC Championship three times (2011, '12 and '14). The Huskies played in a bowl game each of those five seasons. Northern Illinois won the 2011 GoDaddy Bowl and played in the Orange Bowl following the 2012 season.

During his tenure at Hardin-Simmons, Niemann helped turn a defense that ranked last in the nation prior to his arrival into the No. 2 unit in the American Southwest Conference in 2009. He helped guide Hardin-Simmons to the first round of the 2008 NCAA Division III playoffs.

Niemann served as the head coach at Simpson College from 2002-07. Niemann compiled a 32-29 record in his six seasons (2002-07) as head coach at Simpson. He led the Storm to the 2003 NCAA Division III Playoffs while also serving as defensive coordinator and defensive backs coach. He was named the 2003 Iowa Conference Coach of the Year.

Niemann was on the Northern Iowa coaching staff from 1997-2001. He was defensive coordinator in 1999 and 2000, and coached the secondary (1997, 2001), and linebackers (1998-2000). The Panthers advanced to the semifinals of the 2001 NCAA Football Championship Subdivision playoffs.

Prior to his arrival at UNI, Niemann spent eight seasons at Drake University (1989-96), where he was the defensive coordinator and secondary coach. He was promoted to assistant head coach in 1995. In his final three seasons, the Bulldog defense ranked in the top 10 nationally in scoring defense, pass efficiency defense and total defense.

Niemann coached linebackers and special teams in 1985 at Western Washington while pursuing his master's degree. Niemann accepted a graduate assistant position at Washington in 1986, working with the Husky linebackers and defensive backs while coaching under Washington legends Don James and Jim Lambright.

Niemann completed his bachelor's degree in physical education from Iowa State in 1983, and received his master's degree in educational administration from Western Washington in 1989. He played linebacker at Iowa State from 1979-82 after earning all-state honors as a prep at Avo-Ha Community High School in Avoca, Iowa.

Jay and his wife, Lou Ann, have two sons, Ben and Nick. Both Ben and Nick were involved in the Iowa football program. Ben was a letterman from 2014-17 and has been a key defensive contributor for the Kansas City Chiefs for three seasons. The Chiefs won the Super Bowl following the 2019 season and returned to the Super Bowl last season. Nick completed his senior season as a Hawkeye linebacker in 2020.

Niemann's Coaching Career	
Team	Position, Years
Iowa	Asst. DL, ORC, 2019-present
Rutgers	DC, LB, 2016-18
Northern Illinois	DC, Safeties, 2011-15
Hardin-Simmons	Co-DC, DB, 2008-10
Simpson College	HC, 2002-07
Northern Iowa	DC, LB, 1999-00
Northern Iowa	LB, 1998
Northern Iowa	Secondary, 1997, 2001
Drake	Asst. HC, DC, DB, 1995-96
Drake	DC, DB, 1989-94
Washington	GA, DB, LB, 1986-88
Western Washington	STC, LB, 1985



Ken O'Keefe
Quarterbacks Coach
18th year at Iowa

Ken O'Keefe was named University of Iowa quarterbacks coach in February, 2017, returning to the Iowa coaching staff after previously serving as offensive coordinator for 13 seasons (1999-2011). O'Keefe also served as Iowa's quarterback coach for 12 seasons, after coaching Hawkeye wide receivers in his first year on the staff.

Following back-to-back narrow losses to open the 2020 season, Iowa won six straight games, all in Big Ten play, to complete the regular season. The Hawkeyes scored at least 26 points in each of the six wins. The winning streak included road wins at Minnesota, Penn State and Illinois, and trophy game victories over Minnesota, Nebraska, and Wisconsin. The Hawkeyes were ranked 15th in the nation in the final CFP rankings and coaches poll, and 16th by the Associated Press.

Iowa has won three straight postseason games and 12 straight non-conference games. The Hawkeyes were selected to compete in the 2020 Music City Bowl, but that event was canceled. Iowa's streak of eight straight bowl invitations matches the longest in school history.

Iowa won 47 games from 2015-19, the highest total in school history over any five-year period, and a total that ranked ninth nationally. Iowa won its final four games in 2019 and ranked 15th in the nation in the final Associated Press and coaches polls.

Iowa has won 47 games over the past five seasons, the highest total in school history over any five-year period, and a total that ranks ninth nationally. Iowa won its final four games in 2019 and ranked 15th in the nation in the final Associated Press and coaches polls.

The Hawkeyes concluded the 2019 campaign with a 10-3 record following a 49-24 win over No. 22 Southern California in the Holiday Bowl. The three losses were all to ranked opponents by a combined 14 points. The Hawkeyes were 4-1 in trophy games for the third straight season. Iowa has won three straight postseason games and 12 straight nonconference games.

Iowa completed the 2018 season with a 9-4 mark and a final ranking of 25th in the Associated Press national rankings. The Hawkeyes earned a 27-22 Outback Bowl win over No. 18 Mississippi State to close the season with three straight wins. The four losses came by a total of 23 points and all were decided in the final minutes of play. Iowa tied for second in the Big Ten West Division.

Iowa won eight games in both 2016 and 2017, including a Pinstripe Bowl victory to conclude the 2017 campaign. The Hawkeyes posted a perfect 12-0 regular season record in 2015, winning the West Division of the Big Ten Conference. Iowa participated in the 2016 Rose Bowl Game and the 2015 Big Ten Championship and ended the season in the top 10 in the final national rankings.

Along with winning its most recent three bowl games, Iowa also participated in the 2017 Outback Bowl, 2016 Rose Bowl Game, 2015 TaxSlayer Bowl and 2014 Outback Bowl. The Hawkeyes have ranked in the final top 10 of both major polls five times in the past 19 seasons.

Iowa has appeared in 11 January bowl games since 2001 and has recorded January bowl wins over Florida (2004 Outback), Louisiana State (2005 Capital One), South Carolina (2009 Outback), Georgia Tech (2010 Orange), and Mississippi State (2019 Outback).

Iowa has won 151 games over the past 19 seasons, including 96 Big Ten games. Along with the 2015 division title, the Hawkeyes earned a share of the Big Ten title in both 2002 and 2004 and tied for second in 2009. Iowa has finished in the Big Ten's first division in 18 of the past 20 years.

Iowa was bowl eligible in the final 11 seasons O'Keefe was previously on staff, ranking in the top 10 in the final national rankings on four occasions. Iowa won six bowl games between 2001 and 2010 with O'Keefe on staff.

Senior quarterback Nate Stanley led the Iowa offense in 2019 as the Hawkeyes ranked in the top three in the Big Ten in several offense categories, including first in fewest fumbles and fewest turnovers lost, red zone offense, and fourth down conversions. Stanley is just the second three-year permanent team captain in program history (LB Josey Jewell).

Stanley completed his three-year career with a 27-12 record as the starting quarterback. He ranks second in career passing yards (8,302), passing touchdowns (68), pass completions (673) and pass attempts (1,155), while ranking third in total offense. He is just the second Iowa signal caller to win three bowl games and earned honorable mention All-Big Ten for the second time in his career (2017). Stanley was selected by the Minnesota Vikings in the seventh round of the 2020 NFL Draft and was on the Viking practice squad throughout the 2020 season.

The Iowa offense in 2018 set a school record for most points scored in road games (42.8). The Hawkeyes averaged 31.2 in all games, the ninth highest single-season total in school history. Stanley led the Iowa offense, passing for 2,852 yards. Stanley threw 26 touchdown passes in both 2017 and 2018, setting a school record for scoring passes over a two-year period.

Iowa's offense in 2017 was sparked by Stanley, who earned honorable mention All-Big Ten honors in his first year as a starter. Stanley passed for 2,437 yards, with 26 touchdowns and just six interceptions. The 26 scoring strikes ranks second best in a single season.

Additional top performing Iowa quarterbacks tutored by O'Keefe include Kyle McCann, Brad Banks, Nathan Chandler, Drew Tate, Ricky Stanzi, and James Vandenberg. Quarterbacks coached by O'Keefe own five of the top 10 single-season passing performances in school history. Stanley (second), Tate (third), Stanzi (fourth), Vandenberg (eighth), McCann (11th) and Banks (13th) rank among Iowa's career passing leaders.

As a senior in 2001, McCann led the Hawkeyes to their first bowl game under Ferentz, a win over Texas Tech in the Alamo Bowl. McCann ranked second in the Big Ten in pass efficiency in 2001 while completing 66.3 percent of his attempts and passing for over 2,000 yards in his only season as a starter.

The following season, Banks led the Hawkeyes to a share of the Big Ten title as a senior. Banks placed second in Heisman Trophy balloting, winning the Davey O'Brien Award as the top quarterback in the nation. He was the Associated Press Player of the Year and was named Most Valuable Player in the Big Ten Conference after leading the nation in pass efficiency.

Seven Iowa players were named to the All-Big Ten first offensive unit in 2002. That included players named Offensive Player of the Year (Banks), and Offensive Lineman of the Year (Eric Steinbach). Four offensive players, Banks, Steinbach, tight end Dallas Clark and center Bruce Nelson, earned first-team All-America honors.

Chandler took over for Banks in 2003 and promptly guided the Hawkeyes to a 10-3 overall record, including a win over Florida in the 2004 Outback Bowl. Chandler passed for over 2,000 yards in his only season as a starter.

Tate burst on the scene as a sophomore in 2004, leading Iowa to a share of the Big Ten title. He earned first-team All-Big Ten honors while passing for over 2,700 yards and 20 touchdowns. Tate is second in career passing yards (8,292), TD passes (61), completions (665), attempts (1,090), and total offense (8,427). He also completed a 56-yard scoring strike on the last play of the game to lead Iowa to a win over LSU in the 2005 Capital One Bowl.

Stanzi set Iowa's school record for passing efficiency (157.6) in 2010, passing for over 3,000 yards and 25 touchdowns, with just six interceptions. He passed for over 2,400 yards in his first full season as a starter in 2009, leading Iowa to a second place finish in the Big Ten and to an Orange Bowl win over Georgia Tech.

O'Keefe's worked with Vandenberg in 2011, who was in his first year as a starter. Vandenberg passed for 3,083 yards and 28 touchdowns, with both totals ranking third-best for a single season in school history.

Offensive linemen Bryan Bulaga and Dace Richardson, along with tight end Tony Moeaki, earned first-team All-Big Ten honors in 2009. Bulaga was named Big Ten Offensive Lineman of the Year. Bulaga was a first round selection in the 2010 NFL Draft, while Moeaki was a third round selection.

Iowa's offense in 2008 featured the Doak Walker Award winner in running back Shonn Greene. Iowa ranked fourth in the Big Ten in both rushing offense and pass efficiency while averaging over 370 yards total offense per game. The Hawkeyes ranked second in scoring offense (30.3) and first downs, and third in time of possession.

Along with being honored as the top running back in the nation, Greene was named the Big Ten Conference Offensive Player of the Year. Greene (third round), OL Seth Olsen (fourth) and TE Brandon Myers (sixth) were all selected in the 2009 NFL Draft.

From 2004-06 Tate ranked as one of the nation's top signal callers. He ranks high in the Iowa record book for just about every passing stat. Tate signed a free agent contract with the St. Louis Rams following his Hawkeye career, and enjoyed a lengthy and productive career in the Canadian Football League.

The 2006 Hawkeyes finished second in Big Ten pass offense and third in total offense. Under O'Keefe's direction, the 2005 Hawkeyes ranked first in the Big Ten in red zone offense and third in passing offense (258.7). In 2004, Iowa ranked second in the Big Ten in passing offense, passing efficiency, and red zone offense, posting a 10-2 record while winning the Big Ten title.

Twenty Hawkeye offensive players under O'Keefe were selected in the NFL Draft. Four of the top seasons in Iowa history, for average passing yards per game, occurred under O'Keefe's direction.

O'Keefe left Iowa following the 2011 season, joining the Miami Dolphins staff for five seasons. He was named Miami's wide receivers coach in February, 2012, and served in that role prior to being named senior offensive assistant in 2015. He served as senior football research analyst in 2016.

Under O'Keefe, wide receiver Jarvis Landry set the Miami rookie record with 84 receptions in 2014, the fourth-most by any player in a single season in team history. Landry surpassed that mark with 110 receptions in 2015 and caught more passes (194) than any other player in league history during the first two seasons of their career.

Wide receiver Brian Hartline had the two best seasons of his seven-year career under O'Keefe. Hartline totaled 74 receptions for 1,083 yards in 2012 and added 76 receptions for 1,016 yards and a career-high four touchdowns in 2013.

O'Keefe was the head coach at Fordham University in 1998. He served as head coach at Allegheny College for eight seasons (1990-97). His career head coaching record of 83-17-1 included a 79-10-1 mark at Allegheny, where his team won five North Coast Athletic Conference titles and the 1990 NCAA Division III national title. O'Keefe led Allegheny to four undefeated regular seasons (1990, 1991, 1994 and 1996), and six NCAA playoff appearances. He was named NCAA Division III Coach of the Year in 1990.

In 1985, O'Keefe coached Fort Worth (Texas) Country Day School. From 1978-84, he led Worcester (Mass.) Academy to a 37-11 record and three New England Class A prep championships. O'Keefe started his coaching career as an assistant coach at the University of New Haven from 1976-77.

O'Keefe earned his B.A. degree in history from John Carroll University in 1975, where he played football and baseball. He was a three-year starter at wide receiver while at John Carroll.

O'Keefe was born Aug. 18, 1953, in Milford, Connecticut. He and his wife, Joanne, have two children, Meghan and Brendan.

O'Keefe's Coaching Career	
Team	Position, Years
Iowa	QB, 2017-present
Miami Dolphins	2012-16
Iowa	OC, QB, 2000-2011
Iowa	OC, WR, 1999
Fordham	HC, 1998
Allegheny College	HC, 1990-97
Allegheny College	OL, OC, 1986-89
High school coach	1978-85
New Haven	AC, 1976-77



Seth Wallace
Assistant Defensive Coordinator
Linebackers Coach
11th Year at Iowa

Seth Wallace was named linebackers coach at the University of Iowa in January, 2016, and was named assistant defensive coordinator in July, 2017. He served as Iowa's recruiting coordinator in 2014 and 2015, while also coaching cornerbacks and nickelbacks in 2015, and working with the defensive line in 2014. Wallace previously served as a graduate assistant coach on the Iowa staff for three seasons (2006-08).

Following back-to-back narrow losses to open the 2020 season, Iowa won six straight games, all in Big Ten play, to complete the regular season. The Hawkeyes allowed just seven points in three of the six wins. The winning streak included road wins at Minnesota, Penn State and Illinois, and trophy game victories over Minnesota, Nebraska, and Wisconsin. The Hawkeyes were ranked 15th in the nation in the final CFP rankings and coaches poll, and 16th by the Associated Press.

Iowa has won three straight postseason games and 12 straight nonconference games. The Hawkeyes were selected to compete in the 2020 Music City Bowl, but that event was canceled. Iowa's streak of eight straight bowl invitations matches the longest in school history.

Iowa won 47 games from 2015-19, the highest total in school history over any five-year period, and a total that ranked ninth nationally. Iowa won its final four games in 2019 and ranked 15th in the nation in the final Associated Press and coaches polls.

Iowa's defense in 2020 led the nation in allowing opponents just 4.3 yards per play. The Hawkeyes ranked among the national leaders in several additional categories, including scoring (16.0, 7th), pass efficiency defense (110.1, 9th), rushing defense (107.6, 11th), total defense (313.8, 12th), red zone defense (.727, 12th), and interceptions (11, 19th).

Senior linebacker Nick Niemann led the Hawkeyes in tackles and ranked fourth in the Big Ten in tackles per game (9.6). Niemann earned third-team All-Big Ten honors while sophomore Seth Benson earned honorable mention recognition. Niemann was selected by the Los Angeles Chargers in the sixth round of the 2021 NFL Draft, while Barrington Wade signed a free agent contract (Baltimore) immediately following the draft.

The Hawkeyes concluded the 2019 campaign with a 10-3 record following a 49-24 win over No. 22 Southern California in the Holiday Bowl. The three losses were all to ranked opponents by a combined 14 points. The Hawkeyes were 4-1 in trophy games for the third straight season.

Iowa completed the 2018 season with a 9-4 mark and a final ranking of 25th in the Associated Press national rankings. The Hawkeyes earned a 27-22 Outback Bowl win over No. 18 Mississippi State to close the season with three straight wins. The four losses came by a total of 23 points and all were decided in the final minutes of play. Iowa tied for second in the Big Ten West Division.

The Hawkeyes posted a perfect 12-0 regular season record in 2015, winning the West Division of the Big Ten Conference. Iowa participated in the 2016 Rose Bowl Game and the 2015 Big Ten Championship and ended the season in the top 10 in the final national rankings.

Along with winning its most recent three bowl games, Iowa also participated in the 2017 Outback Bowl, 2016 Rose Bowl Game, 2015 TaxSlayer Bowl and 2014 Outback Bowl. The Hawkeyes have ranked in the final top 10 of both major polls five times in the past 19 seasons.

Iowa has appeared in 11 January bowl games since 2001 and has recorded January bowl wins over Florida (2004 Outback), Louisiana State (2005 Capital One), South Carolina (2009 Outback), Georgia Tech (2010 Orange), and Mississippi State (2019 Outback).

Iowa has won 157 games over the past 19 seasons, including 96 Big Ten games. Along with the 2015 division title, the Hawkeyes earned a share of the Big Ten title in both 2002 and 2004 and tied for second in 2009. Iowa has finished in the Big Ten's first division in 18 of the past 20 years.

The 2019 Hawkeye defense ranked among the top 17 in the nation in scoring defense (5th, 14.0), first downs allowed (9th, 16.6), total defense (12th, 308.2), rushing defense (14th, 112.5), turnover margin (14th, 0.7), and pass efficiency defense (17th, 116.0). Iowa tied for second in the nation in interceptions (20) in 2018 after leading the nation in 2017 with 21. Iowa's 64 thefts over the past four seasons tie for the most in the nation.

Senior linebacker Kristian Welch led the Iowa defense in 2019, recording 87 tackles to lead the team despite missing three full games. Welch earned honorable mention All-Big Ten honors. He signed a free agent contract with Baltimore immediately following the 2020 NFL Draft and was with the Ravens throughout the season.

Iowa's linebackers were an inexperienced crew in 2018 but contributed greatly to Iowa's high national ranking in several team categories. Amani Hooker, splitting time between safety and outside linebacker, earned All-America recognition while being named the Tatum-Woodson Big Ten Defensive Back of the Year. Hooker declared for the NFL following his junior season and was selected in the fourth round of the 2019 NFL Draft by Tennessee.

The Hawkeye defense led the nation with 21 interceptions in 2017, led by defensive back Josh Jackson, who led the nation individually with eight interceptions to match Iowa's single-season record. Jackson and linebacker Josey Jewell each earned unanimous consensus All-America honors. The Hawkeyes ranked 17th in the nation in scoring defense (19.9), allowing less than 20 points per game for the third consecutive season. Iowa matched a school record with four interception return touchdowns.

Jewell led the Big Ten in tackles for the second time in three seasons (he was second as a junior) and ranked fourth in the nation in tackles per game (11.3). He earned unanimous consensus All-America honors and was named the Big Ten Conference linebacker and defensive Player of the Year. Jewell earned the Lott IMPACT Trophy and the Jack Lambert Trophy and was a finalist for the Nagurski Trophy.

Jewell became the third Hawkeye selected in the 2018 NFL Draft when he was selected in the fourth round by the Denver Broncos. Ben Niemann, also a three-year starter for the Hawkeyes, has been a key defensive contributor for the Super Bowl Champion Kansas City Chiefs for the past two seasons.

Jewell led the Iowa defense in 2016, ranking second in the conference in tackles while earning second-team All-Big Ten honors for the second consecutive season. The Hawkeyes ranked 13th in the nation in scoring defense and red zone defense, 19th in pass efficiency defense, and 23rd in total defense.

Iowa ranked first in the Big Ten and 10th in the nation in pass interceptions in 2015, while also ranking in the top 20 nationally in pass break-ups, turnover margin, turnovers gained, and rushing defense. Seven defensive players earned All-Big Ten recognition.

In 2014, Wallace assisted with an Iowa defense that ranked seventh in the nation in pass defense and 22nd in total defense. Iowa led the Big Ten and ranked second in the nation in fewest penalties and penalty yards. Senior tackles Carl Davis and Louis Trinca-Pasat, along with junior end Drew Ott, were each named second-team All-Big Ten.

Wallace returned to the Iowa staff from Valdosta State University, where he served as defensive coordinator from 2010-13. Wallace coached the Valdosta State defensive line in 2013 and the defensive backs from 2009-2012. He joined the Valdosta State staff after his three-year stint with the Iowa program.

In his 19 seasons coaching on the collegiate level, Wallace has served as both offensive and defensive coordinator, coached defensive backs, defensive line, and wide receivers, along with holding special teams duties in 13 seasons.

Iowa won the Outback Bowl following the 2008 season and also played in the 2006 Alamo Bowl. Valdosta State appeared in the NCAA Division II playoffs in 2010 and won the national title in 2012, while Coe College advanced to the Division III quarterfinals in 2002. He has coached 14 players who have earned All-America recognition and 18 players who have gone on to play professional football.

Wallace helped Valdosta State win the 2012 NCAA Division II national title with a 12-2 overall record. Valdosta State won the 2010 Gulf South Conference title and advanced to the NCAA playoffs. Since 2010, Valdosta State has ranked in the top 25 percent nationally in several defensive categories, including scoring defense, pass efficiency defense, red zone defense, interceptions and turnovers gained.

In both 2010 and 2011, Valdosta State ranked in the top three in the conference in seven defensive categories. The Valdosta State defense scored seven touchdowns and recorded three safeties. Valdosta State special teams led the league in kickoff coverage in 2010 and ranked second in 2011.

During his previous time on the Iowa coaching staff, Wallace worked with the Iowa defense, primarily the defensive secondary. The Hawkeyes posted a 9-4 record in 2008, including a win over South Carolina in the 2009 Outback Bowl. Iowa ranked fourth in the nation while tying a school record with 23 interceptions in 2008. Iowa led the Big Ten and ranked fifth nationally in pass efficiency defense (98.3) and scoring defense (13.0). Iowa also led the Big Ten in fewest touchdowns allowed, turnovers gained, pass efficiency defense and punt return defense.

Wallace also gained college coaching experience at Lake Forest College (2003-05) in Lake Forest, Illinois, and Coe College (2001-02) in Cedar Rapids, Iowa. He was offensive coordinator at Lake Forest in 2004 and 2005 as the team set school records for passing offense and total offense.

Lake Forest posted an 8-2 record in 2004 after a 7-3 mark the previous season. Wallace was defensive secondary coach and special teams coordinator in 2003 as Lake Forest led the conference in scoring defense, pass defense and total defense.

Wallace began his coaching career at Coe College in 2001, serving as wide receivers and tight ends coach, while assisting with special teams for two seasons. Coe posted a 10-2 record in 2002, winning the Iowa Conference title while ranking 14th nationally in Division III. The 10 wins set a school record for single season victories as Coe ranked first in the league in total offense in 2002 and first in passing offense in 2001. The Kohawks ranked first in the league and second in the nation in kickoff returns in 2001 and first and 11th in that category, respectively, the following season.

Wallace attended Grinnell High School in Grinnell, Iowa, and was a four-year letterman (1997-2000) in football at Coe College. He was a team captain and twice earned all-conference honors as a wide receiver at Coe. He led the league in receiving in 2000 and ranks in the top four at Coe in season and career receiving. Wallace led the nation in punt returns in 1997 and is Coe's career leader. He earned all-state honors as a prep and competed in the Iowa Shrine Bowl following his senior season.

Wallace earned his bachelor's degree in physical education from Coe College in 2001 and his master's degree in sports management from the University of Iowa in 2008.

Wallace was born Jan. 8, 1979, in Danville, Kentucky. He and his wife, Erica, have a son, Landry, and a daughter, Maci.

Wallace's Coaching Career

Team	Position, Years
Iowa	ADC, LBs, 2017-present
Iowa	LB, 2016
Iowa	RC, CB, NB, 2015
Iowa	RC, 2014-15
Valdosta State	DC, 2011-13
Valdosta State	DL, 2013
Valdosta State	DB, 2009-12
Iowa	GA, 2006-08
Lake Forest	OC, ST, 2004-05
Lake Forest	DB, ST, 2003
Coe College	WR, TE, ST, 2001-02



Raimond Braithwaite
Director, Strength & Conditioning
17th Year at Iowa

Raimond Braithwaite is in his 17th year as a member of the strength and conditioning staff with the University of Iowa football program. He was named director in March, 2021, after being named interim director in June, 2020. Braithwaite was a member of the Iowa staff from 2002-04 and rejoined the Hawkeye program

after serving as the head strength and conditioning coach at Delaware State (2005-07).

Following back-to-back narrow losses to open the 2020 season, Iowa won six straight games, all in Big Ten play, to complete the regular season. The Hawkeyes were ranked 15th in the nation in the final CFP rankings and coaches poll, and 16th by the Associated Press.

Iowa has won three straight postseason games and 12 straight nonconference games. The Hawkeyes were selected to compete in the 2020 Music City Bowl, but that event was canceled. Iowa's streak of eight straight bowl invitations matches the longest in school history.

Iowa won 47 games from 2015-19, the highest total in school history over any five-year period, and a total that ranked ninth nationally. Iowa won its final four games in 2019 and ranked 15th in the nation in the final Associated Press and coaches polls.

The Hawkeyes concluded the 2019 campaign with a 10-3 record following a 49-24 win over No. 22 Southern California in the Holiday Bowl. The three losses were all to ranked opponents by a combined 14 points. The Hawkeyes were 4-1 in trophy games for the third straight season.

Iowa completed the 2018 season with a 9-4 mark and a final ranking of 25th in the Associated Press national rankings. The Hawkeyes earned a 27-22 Outback Bowl win over No. 18 Mississippi State to close the season with three straight wins. The four losses came by a total of 23 points and all were decided in the final minutes of play. Iowa tied for second in the Big Ten West Division.

The Hawkeyes posted a perfect 12-0 regular season record in 2015, winning the West Division of the Big Ten Conference. Iowa participated in the 2016 Rose Bowl Game and the 2015 Big Ten Championship and ended the season in the top 10 in the final national rankings.

Along with winning its most recent three bowl games, Iowa also participated in the 2017 Outback Bowl, 2016 Rose Bowl Game, 2015 TaxSlayer Bowl and 2014 Outback Bowl. The Hawkeyes have ranked in the final top 10 of both major polls five times in the past 19 seasons.

Iowa has won 157 games over the past 19 seasons, including 96 Big Ten games. Along with the 2015 division title, the Hawkeyes earned a share of the Big Ten title in both 2002 and 2004 and tied for second in 2009. Iowa has finished in the Big Ten's first division in 18 of the past 20 years.

At Delaware State, Braithwaite helped lead the Hornets to a 25-9 record in three seasons. In 2007, Delaware State finished 10-2, the best season in school history. The Hornets also won the Mid-Eastern Athletic Conference with a perfect 8-0 record. Delaware State was ranked as high as eighth during the season and finished the season ranked 15th after a loss to Delaware in the first round of the playoffs. Delaware State was 7-4 in 2005 and 8-3 in 2006.

Braithwaite assisted in opening a new 10,000 square-foot weight facility at Delaware State, which is one of the largest in the region. Delaware State was coached by Al Lavan, who served on the Baltimore Ravens staff with Iowa Coach Kirk Ferentz. Lavan finished as the runner-up for national Coach of the Year honors in 2007.

Braithwaite first joined the Iowa football program after serving as a graduate assistant strength and conditioning coach at Florida State University during the 2002 spring. Braithwaite worked with the football and women's golf teams at Florida State, where his responsibilities included lifting technique instruction, organization of football lifting groups, assisting in the administration of torso development and dynamic warm-up to football lifting groups and assisting in the maintenance of equipment in the weight room facility.

Braithwaite served as an intern at Florida State during the fall of 2001, assisting in the instruction of workout programs for various FSU athletic teams, including football, softball and men's and women's golf.

Braithwaite earned a bachelor's degree in Sports Science from the University of West Florida in 1999 and earned his master's degree in Science in Exercise Physiology from Florida State University in 2001.

Raimond is a certified member of the Collegiate Strength and Conditioning Coaches Association (CSCCa).

Raimond was born Nov. 11, 1977, in Queens, New York. Raimond and his wife, Jenny, have four children, Conner, Cameron, Maxine, and Kingston.



Drew Heitland
Assistant Strength & Conditioning Coach
Second Year at Iowa

Drew Heitland is in his second year with the University of Iowa football program. He currently serves as assistant strength and conditioning coach after previously serving as manager of nutrition and performance analytics.

Heitland prepares daily analytic reports for student-athlete recovery, manages GPS technology and Fatigue Science performance tracking data, coach's athletes on proper exercise technique, and assists with other areas of the strength and conditioning program.

Following back-to-back narrow losses to open the 2020 season, Iowa won six straight games, all in Big Ten play, to complete the regular season. The Hawkeyes were ranked 15th in the nation in the final CFP rankings and coaches poll, and 16th by the Associated Press.

Iowa has won three straight postseason games and 12 straight nonconference games. The Hawkeyes were selected to compete in the 2020 Music City Bowl, but that event was canceled. Iowa's streak of eight straight bowl invitations matches the longest in school history.

Iowa won 47 games from 2015-19, the highest total in school history over any five-year period, and a total that ranked ninth nationally. Iowa won its final four games in 2019 and ranked 15th in the nation in the final Associated Press and coaches polls.

Heitland returned to the Hawkeye program from the University of Missouri, where he was an assistant athletic performance coach in 2019. Heitland served as an intern with the Iowa strength and condition program from May-August, 2018. Along with his previous internship with Iowa football, Heitland was a strength and conditioning intern at Coe College during the 2017-18 academic year.

Heitland holds CSCS certification, K-12 teaching authorization, and Coaching Authorization from the state of Iowa. He holds his Health Endorsement and is American Red Cross certified for CPR/AED/First Aid.

Heitland earned his bachelor's degree from Coe College in 2018, majoring in physical education with a strength and conditioning emphasis. He will earn his master's degree in exercise science from Concordia University in St. Paul, Minnesota, in 2020.

Heitland was born 1996, and is a native of Cedar Rapids, Iowa.



Kohle Helle
Assistant Strength & Conditioning Coach
Fifth Year at Iowa

Kohle Helle is in his fifth year with the Iowa football program. Helle is in his second year as assistant strength and conditioning coach. He served as the manager of nutrition and performance analytics for Iowa football in 2019 after joining Iowa's strength and conditioning refueling and analytics staff in August, 2018.

He previously served as a strength and conditioning intern with Iowa football from January to May in 2018.

Following back-to-back narrow losses to open the 2020 season, Iowa won six straight games, all in Big Ten play, to complete the regular season. The Hawkeyes were ranked 15th in the nation in the final CFP rankings and coaches poll, and 16th by the Associated Press.

Iowa has won three straight postseason games and 12 straight nonconference games. The Hawkeyes were selected to compete in the 2020 Music City Bowl, but that event was canceled. Iowa's streak of eight straight bowl invitations matches the longest in school history.

Iowa won 47 games from 2015-19, the highest total in school history over any five-year period, and a total that ranked ninth nationally. Iowa won its final four games in 2019 and ranked 15th in the nation in the final Associated Press and coaches polls.

The Hawkeyes concluded the 2019 campaign with a 10-3 record following a 49-24 win over No. 22 Southern California in the Holiday Bowl. The three losses were all to ranked opponents by a combined 14 points. The Hawkeyes were 4-1 in trophy games for the third straight season.

Iowa completed the 2018 season with a 9-4 mark and a final ranking of 25th in the Associated Press national rankings. The Hawkeyes earned a 27-22 Outback Bowl win over No. 18 Mississippi State to close the season with three straight wins. The four losses came by a total of 23 points and all were decided in the final minutes of play. Iowa tied for second in the Big Ten West Division.

As the manager of nutrition and performance analytics, Helle prepared daily analytic reports for student-athlete recovery, managed GPS technology and Fatigue Science performance tracking data, coached athletes on proper exercise technique, and assisted with other areas of the strength and conditioning program.

Helle was a strength and conditioning intern at Central College (2015-17) and was an intern at North Carolina-Charlotte during the summer, 2016.

Helle is a certified Strength and Conditioning Specialist (CSCS), is Strength and Conditioning Coach Certified (SCCC), and is American Red Cross certified for First Aid, CPR, and AED.

Helle attended Central College as an undergraduate, earning his bachelor's degree in Exercise Science – Strength and Conditioning, with a minor in Communication Studies. He earned his master's degree in Kinesiology from the University of South Dakota.

Helle was a four-year letterman in football at Central College, where he holds the single-game record for rushing yards by a quarterback. He was also elected to the team leadership council.

Helle was born in 1995, and is a native of Guttenberg, Iowa.



Ben Morse
Assistant Strength and Conditioning Coach
Second Year at Iowa

Ben Morse is in his second year with the University of Iowa football program, serving as assistant strength and conditioning coach. Morse previously served as an intern with the Hawkeye football program in 2017.

Following back-to-back narrow losses to open the 2020 season, Iowa won six straight games, all in Big Ten play, to complete the regular season. The Hawkeyes were ranked 15th in the nation in the final CFP rankings and coaches poll, and 16th by the Associated Press.

Iowa has won three straight postseason games and 12 straight nonconference games. The Hawkeyes were selected to compete in the 2020 Music City Bowl, but that event was canceled. Iowa's streak of eight straight bowl invitations matches the longest in school history.

Morse joined the Iowa program after serving as an assistant strength and conditioning coach at Boston University for two years, where he worked with the men's basketball, men's soccer and swimming & diving programs. During his time at Boston University, the Terrier men's basketball team earned the 2020 Patriot League championship.

Morse previously was part of the Terriers strength and conditioning staff as an intern and graduate assistant in 2016-17. He worked with the swimming & diving, lacrosse, rowing, golf, field hockey, track & field and cross country programs, working in the areas of team speed, agility, conditioning, power, strength, and flexibility programs.

Prior to his time in Division I athletics, Morse was a strength and conditioning coach and coordinator at Body Resolution in Williston, Vermont (2012-15).

Morse is a Certified Strength and Conditioning Specialist by the National Strength and Conditioning Association and is also Strength & Conditioning Coach certified by the Collegiate Strength & Conditioning Coaches Association.

Morse is a 2012 graduate of the University of Vermont, earning a bachelor's degree in both economics and political science. Morse earned his master's degree in applied human development, with a concentration in physical education and coaching, from Boston University.

Morse was born 1990. He is single.



Cody Myers
Assistant Strength & Conditioning Coach
Eighth Year at Iowa

Cody Myers is in his eighth year as an assistant strength and conditioning coach with the University of Iowa football program.

Following back-to-back narrow losses to open the 2020 season, Iowa won six straight games, all in Big Ten play, to complete the regular season. The Hawkeyes were ranked 15th in the nation in the final CFP rankings and coaches poll, and 16th by the Associated Press.

Iowa has won three straight postseason games and 12 straight nonconference games. The Hawkeyes were selected to compete in the 2020 Music City Bowl, but that event was canceled. Iowa's streak of eight straight bowl invitations matches the longest in school history.

Iowa won 47 games from 2015-19, the highest total in school history over any five-year period, and a total that ranked ninth nationally. Iowa won its final four games in 2019 and ranked 15th in the nation in the final Associated Press and coaches polls.

The Hawkeyes concluded the 2019 campaign with a 10-3 record following a 49-24 win over No. 22 Southern California in the Holiday Bowl. The three losses were all to ranked opponents by a combined 14 points. The Hawkeyes were 4-1 in trophy games for the third straight season.

Iowa completed the 2018 season with a 9-4 mark and a final ranking of 25th in the Associated Press national rankings. The Hawkeyes earned a 27-22 Outback Bowl win over No. 18 Mississippi State to close the season with three straight wins. The four losses came by a total of 23 points and all were decided in the final minutes of play. Iowa tied for second in the Big Ten West Division.

The Hawkeyes posted a perfect 12-0 regular season record in 2015, winning the West Division of the Big Ten Conference. Iowa participated in the 2016 Rose Bowl Game and the 2015 Big Ten Championship and ended the season in the top 10 in the final national rankings.

Along with winning its most recent three bowl games, Iowa also participated in the 2017 Outback Bowl, 2016 Rose Bowl Game, 2015 TaxSlayer Bowl and 2014 Outback Bowl. The Hawkeyes have ranked in the final top 10 of both major polls five times in the past 19 seasons.

Myers previously served as assistant coordinator of strength and conditioning at Coe College. He was an intern with the Iowa football strength and conditioning program beginning in 2014.

At Coe, Myers designed and implemented strength and conditioning programs for the baseball and softball programs, while assisting with the football, volleyball, men's and women's basketball and wrestling teams.

Myers is a Certified Strength and Conditioning Coach Certified (SCCC) through the Collegiate Strength and Conditioning Coaches Association.

Myers is a veteran of the United States Marine Corps (2003-10) and a veteran of the Iraq War and the Global War on Terrorism. While serving, he held earned the rank of Corporal and held the positions of Fire Team Leader and Vehicle Commander. He conducted security operations and escorted high ranking officials.

Myers earned his Associate Degree from Kirkwood Community College and his bachelor's degree in physical education from Coe College in 2015. He earned a Masters of Science degree in exercise science in performance enhancement and injury prevention from California University of Pennsylvania.

Myers was born May 8, 1984, and is a native of Keosauqua, Iowa, where he attended Van Buren High School. His wife's name is Nicole, and he has a son, Gunner, and two daughters, Hadley and Hayley.



John Engelbrecht
Nutrition & Performance Analytics
First Year at Iowa

John Engelbrecht is in his first year with the University of Iowa football program, serving as nutrition and performance analytics. Engelbrecht previously served as a strength and conditioning intern within the football program from August-December, 2019 and worked as strength and conditioning assistant with the Iowa wrestling program in 2019.

Engelbrecht served as a strength and conditioning graduate assistant at Virginia Tech in 2020, working with Olympic sports. At Virginia Tech he worked with 13 sports, including baseball, men's and women's golf, lacrosse, men's and women's soccer, softball, swimming and diving, men's and women's tennis, track and field, volleyball, and wrestling.

His duties also included the design and implementation of strength and conditioning programs for men's spirit teams, and the organization and maintaining of the Olympic sports weight room.

Engelbrecht previously served as a weight room supervisor at Cornell College, where he developed a program for the women's soccer team. His experience also includes serving as volunteer strength and speed coach at Mt. Vernon, Iowa, High School.

Engelbrecht is a certified strength and conditioning specialist by the National Strength & Conditioning Association and is CPR/AED certified by the American Red Cross.

Engelbrecht earned his bachelor's degree from Cornell College in 2020 and is on track to earn his master's degree from Concordia University of Chicago in May, 2022. Engelbrecht was a four-year member of the wrestling squad as an undergraduate at Cornell College.

Engelbrecht was born Oct. 13, 1997, and is a native of Mount Vernon, Iowa. He is single.



Paul Federici
Director of Football Operations
18th Year at Iowa

Paul Federici is in his 18th year working with the University of Iowa football program. Federici is in his 13th year as director of football operations after serving as director of athletic training services for five years.

Federici coordinates many of the off the field logistics, as well as practice schedules and other football related items, for head coach Kirk Ferentz and the Hawkeye football program.

Following back-to-back narrow losses to open the 2020 season, Iowa won six straight games, all in Big Ten play, to complete the regular season. The Hawkeyes were ranked 15th in the nation in the final CFP rankings and coaches poll, and 16th by the Associated Press.

Iowa has won three straight postseason games and 12 straight nonconference games. The Hawkeyes were selected to compete in the 2020 Music City Bowl, but that event was canceled. Iowa's streak of eight straight bowl invitations matches the longest in school history.

Iowa won 47 games from 2015-19, the highest total in school history over any five-year period, and a total that ranked ninth nationally. Iowa won its final four games in 2019 and ranked 15th in the nation in the final Associated Press and coaches polls.

The Hawkeyes concluded the 2019 campaign with a 10-3 record following a 49-24 win over No. 22 Southern California in the Holiday Bowl. The three losses were all to ranked opponents by a combined 14 points. The Hawkeyes were 4-1 in trophy games for the third straight season.

Iowa completed the 2018 season with a 9-4 mark and a final ranking of 25th in the Associated Press national rankings. The Hawkeyes earned a 27-22 Outback Bowl win over No. 18 Mississippi State to close the season with three straight wins. The four losses came by a total of 23 points and all were decided in the final minutes of play. Iowa tied for second in the Big Ten West Division.

Iowa won eight games in both 2016 and 2017, including a Pinstripe Bowl victory to conclude the 2017 campaign. The Hawkeyes posted a perfect 12-0 regular season record in 2015, winning the West Division of the Big Ten Conference. Iowa participated in the 2016 Rose Bowl Game and the 2015 Big Ten Championship and ended the season in the top 10 in the final national rankings.

The Hawkeyes posted a perfect 12-0 regular season record in 2015, winning the West Division of the Big Ten Conference. Iowa participated in the 2016 Rose Bowl Game and the 2015 Big Ten Championship and ended the season in the top 10 in the final national rankings.

Along with winning its most recent three bowl games, Iowa also participated in the 2017 Outback Bowl, 2016 Rose Bowl Game, 2015 TaxSlayer Bowl and 2014 Outback Bowl. The Hawkeyes have ranked in the final top 10 of both major polls five times in the past 19 seasons.

Iowa has appeared in 11 January bowl games since 2001 and has recorded January bowl wins over Florida (2004 Outback), Louisiana State (2005 Capital One), South Carolina (2009 Outback), Georgia Tech (2010 Orange), and Mississippi State (2019 Outback).

Iowa has won 157 games over the past 19 seasons, including 96 Big Ten games. Along with the 2015 division title, the Hawkeyes earned a share of the Big Ten title in both 2002 and 2004 and tied for second in 2009. Iowa has finished in the Big Ten's first division in 18 of the past 20 years.

In his first season as director of football operations, Federici assisted with the planning, coordination and implementation of Iowa's daily operation and travel plans as the Hawkeyes concluded the 2009 season with a 24-14 win in the 2010 FedEx Orange Bowl and a national ranking of seventh in the nation.

Federici has assisted in 16 bowl games during his career, including the 2001 Senior Bowl, 2005 Capital One Bowl, 2006, 2009, 2014, 2017 and 2019 Outback bowls, 2006 Alamo Bowl, 2010 Orange Bowl, both the 2010 and 2011 Insight bowls, the 2015 TaxSlayer Bowl, 2016 Rose Bowl, 2017 Pinstripe Bowl, 2019 Holiday Bowl, and 2020 Music City Bowl before its cancelation.

Federici also served as a championship team operations liaison at the college football playoff national championship games from 2015-19.

Federici joined the Iowa Athletic Department staff in 2004 after serving as the head athletic trainer for the Seattle Seahawks for five seasons. Prior to joining the Seahawks in January, 1999, Federici was the head athletic trainer at Vanderbilt University from 1994-99.

As an assistant athletic trainer at Vanderbilt from 1987-1993, Federici worked with football, baseball, men's basketball and men's and women's golf teams. He was named head athletic trainer for the Commodores in 1994 and was recognized as the College Athletic Trainer of the Year by the Tennessee Athletic Trainers Society that year.

Certified by the National Athletic Trainers Association in 1985, Federici served as a test site administrator and host athletic trainer for the N.A.T.A. Board of Certification examinations from 1991-95. He has volunteered for the Tennessee State Amateur Games, the LPGA Sara Lee Tournament at Hermitage Golf Club, and the Senior PGA Bell South Tournament at Springhouse Golf Club. Federici was a case study presenter at the 2001 A.O.S.S.M. meeting in Phoenix, Ariz., as well as the 2002 N.A.T.A. June Symposium in Dallas, Texas.

While at Vanderbilt, Federici served on several athletic department committees, including the Mission/Vision planning team, the External Communications Committee, the Management Team of Department Heads, and the Sports Nutrition Planning Team.

Federici earned his B.S. degree in Health Education from Penn State University in 1985 and his M.Ed. in Health Promotion/Education from Vanderbilt in 1991.

Federici was born in Findlay, Ohio, and grew up in Oakmont, Pennsylvania. He and his wife, Teddie, have a son, Noah.

**Ben Hansen****Assistant Director of Football Operations**
Ninth Year at Iowa

Ben Hansen is in his ninth year as assistant director of football operations at the University of Iowa. Hansen previously worked with the Iowa defensive line as a student assistant (2009-2011).

Following back-to-back narrow losses to open the 2020 season, Iowa won six straight games, all in Big Ten play, to complete the regular season. The Hawkeyes were ranked 15th in the nation in the final CFP rankings and coaches poll, and 16th by the Associated Press.

Iowa has won three straight postseason games and 12 straight nonconference games. The Hawkeyes were selected to compete in the 2020 Music City Bowl, but that event was canceled. Iowa's streak of eight straight bowl invitations matches the longest in school history.

Iowa won 47 games from 2015-19, the highest total in school history over any five-year period, and a total that ranked ninth nationally. Iowa won its final four games in 2019 and ranked 15th in the nation in the final Associated Press and coaches polls.

The Hawkeyes concluded the 2019 campaign with a 10-3 record following a 49-24 win over No. 22 Southern California in the Holiday Bowl. The three losses were all to ranked opponents by a combined 14 points. The Hawkeyes were 4-1 in trophy games for the third straight season.

Iowa completed the 2018 season with a 9-4 mark and a final ranking of 25th in the Associated Press national rankings. The Hawkeyes earned a 27-22 Outback Bowl win over No. 18 Mississippi State to close the season with three straight wins. The four losses came by a total of 23 points and all were decided in the final minutes of play. Iowa tied for second in the Big Ten West Division.

The Hawkeyes posted a perfect 12-0 regular season record in 2015, winning the West Division of the Big Ten Conference. Iowa participated in the 2016 Rose Bowl Game and the 2015 Big Ten Championship and ended the season in the top 10 in the final national rankings.

Along with winning its most recent three bowl games, Iowa also participated in the 2017 Outback Bowl, 2016 Rose Bowl Game, 2015 TaxSlayer Bowl and 2014 Outback Bowl. The Hawkeyes have ranked in the final top 10 of both major polls five times in the past 19 seasons.

Iowa has won 157 games over the past 19 seasons, including 96 Big Ten games. Along with the 2015 division title, the Hawkeyes earned a share of the Big Ten title in both 2002 and 2004 and tied for second in 2009. Iowa has finished in the Big Ten's first division in 18 of the past 20 years.

Hansen served on the 2019 Teamworks Football Leadership Committee. He also served on the 2016 and 2019 Rose Bowl Advisory Committee following Iowa's appearance in the Rose Bowl following the 2015 Big Ten championship game.

Prior to rejoining the Iowa program, Hansen served as a graduate teaching assistant while working towards his master's degree at the University of Tennessee. He served as a board member for Partners In Sports while earning his master's degree in sport management from Tennessee in 2013.

Hansen also served as an intern at Stanford University with facilities, operations, and event management within the Cardinal Athletic Department.

In his previous stint with the Iowa football program, Hansen worked with the defensive line in 2009 and 2010, as the Hawkeyes compiled a two-year record of 19-7. Iowa won the Orange Bowl following the 2009 season and the Insight Bowl following the 2010 campaign, defeating a ranked opponent in both contests.

Hansen also served as a youth basketball and football coach through the Mercer Aquatic Center in Iowa City. He earned his bachelor's degree in recreation management from Iowa in 2010.

Hansen is a native of Hampton, Iowa, and graduated from Hampton-Dumont High School. As a prep he lettered in football, basketball, and track.

Hansen was born Feb. 5, 1988, in Marshalltown, Iowa. He and his wife, Emily, have two sons, Baylor and Shep.



Jason Manson
Director of Player Development
First Year at Iowa

Former University of Iowa quarterback Jason Manson was named Director of Player Development for the Iowa football program in May, 2021.

The Director of Player Development serves as a guide for student-athletes as they transition from high school to college, supporting their academic and football successes while creating a positive and memorable college experience.

Manson has been involved in high school administration and coaching since the end of his Hawkeye playing career. He held the position of assistant Dean of Students and head football coach at St. Thomas More School for two years (2019-21). In 2018-19 he served as student management assistant at Greater Hartford (Conn.) Academy of the Arts and head football coach at Capital Prep.

Manson, a native of Bloomfield, Conn., was the head football coach at Capital Preparatory Magnet School from 2014-18, while also serving as director of college and career readiness. He also served as a position coach at Central Connecticut State University from 2010-14, instructor and offensive coordinator at Milford Academy in 2008-09, wide receivers coach at Becker College in 2007 and Western Connecticut State.

As a player at Iowa, Manson lettered in 2005 and 2006, playing both quarterback and wide receiver. His career totals include completing 42-85 pass attempts for 442 yards and one touchdown. He had 22 career rushing attempts for 93 yards and three pass receptions for 22 yards. Manson led Iowa to a double-overtime win at Syracuse in 2006 in his only start at quarterback.

Manson joined the Iowa program in 2002, as the Hawkeyes posted an 11-2 record and shared the Big Ten title. Iowa posted a 10-3 mark in 2003 and were 10-2 in 2004. The Hawkeyes defeated Florida in the Outback Bowl following the 2003 season and closed the 2004

campaign with the last-second win over LSU in the Capital One Bowl. Iowa earned bowl invitations in each of his five seasons as a player.

Manson earned his bachelor's degree in Communication Studies in December, 2006. He was a member of the team Leadership Council for four years and was Iowa's recipient of the Big Ten Sportsmanship Award in 2006. Manson was a three-year member of the Iowa Student Athlete Advisory Committee (ISAAC) and was awarded the Student Leadership Award by the UI Athletics Department as a senior.

Manson was born Nov. 16, 1984. Jason and his wife, Tamika, have three children, Julian (13), Jace (9), and Jaxon (5).



Sam Brincks
Assistant Director of Player Development
Third Year at Iowa

Sam Brincks is assistant director of player development with the University of Iowa football program. Brincks was a four-year letterman for the Hawkeyes during his playing career (2015-18). He redshirted in 2014 after joining the program as a walk-on and in 2019 assisted Iowa's recruiting staff. He served as interim director of player development for one year.

Following back-to-back narrow losses to open the 2020 season, Iowa won six straight games, all in Big Ten play, to complete the regular season. The Hawkeyes were ranked 15th in the nation in the final CFP rankings and coaches poll, and 16th by the Associated Press.

Iowa has won three straight postseason games and 12 straight nonconference games. The Hawkeyes were selected to compete in the 2020 Music City Bowl, but that event was canceled. Iowa's streak of eight straight bowl invitations matches the longest in school history.

Iowa won 47 games from 2015-19, the highest total in school history over any five-year period, and a total that ranked ninth nationally. Iowa won its final four games in 2019 and ranked 15th in the nation in the final Associated Press and coaches polls.

The Hawkeyes concluded the 2019 campaign with a 10-3 record following a 49-24 win over No. 22 Southern California in the Holiday Bowl. The three losses were all to ranked opponents by a combined 14 points. The Hawkeyes were 4-1 in trophy games for the third straight season.

Iowa completed the 2018 season with a 9-4 mark and a final ranking of 25th in the Associated Press national rankings. The Hawkeyes earned a 27-22 Outback Bowl win over No. 18 Mississippi State to close the season with three straight wins. The four losses came by a total of 23 points and all were decided in the final minutes of play. Iowa tied for second in the Big Ten West Division.

The Hawkeyes posted a perfect 12-0 regular season record in 2015, winning the West Division of the Big Ten Conference. Iowa participated in the 2016 Rose Bowl Game and the 2015 Big Ten Championship and ended the season in the top 10 in the final national rankings.

As a defensive tackle, Brincks recorded 40 career tackles, two pass break-ups and one recovered fumble. On special teams he scored on a 10-yard touchdown reception as part of the field goal unit at Penn State in 2018. He started all 13 games as a senior and was the

recipient of the Brett Greenwood Award for defense. Brincks twice earned Academic All-Big Ten distinction.

Brincks is a native of Carroll, Iowa, and graduated from Kuemper Catholic High School. As a prep he earned first-team all-conference and all-state honors as a junior and senior, seeing action as both an offensive and defensive lineman. Kuemper posted a perfect 14-0 record while winning the Class 2A state title his senior season. Brincks was a football team captain as a senior. He was a three-year letterman in both basketball and track, earning all-state basketball honors as a junior and senior.

Brincks earned his bachelor's degree in sport and recreation management from Iowa in 2018.

Brincks was born October 20, 1995. He is single.



Scott Southmayd
Director of Player Personnel
20th Year at Iowa

Scott Southmayd is in his 20th season with the University of Iowa football program. He is in his eighth year as director of player personnel. Southmayd served as Iowa's quality control director for eight years (2006-13) and administrative assistant for four years (2002-05).

As Iowa's director of player personnel, Southmayd is involved in many facets of the football program; with the focus being on assisting with Iowa's recruiting efforts. His main responsibilities include prospect identification, roster management, and on-campus recruiting.

As Iowa's quality control director, Southmayd assisted the recruiting coordinator with the administration of the recruiting process, hosting prospective student-athletes during their visit to campus and gathering information on recruits. He also served as a liaison with other University administration and support areas.

As Iowa's administrative assistant, Southmayd assisted the coaching staff in compiling statistical information, gathering information on opponents and recruits and assisting in the day to day operation of the football office.

Following back-to-back narrow losses to open the 2020 season, Iowa won six straight games, all in Big Ten play, to complete the regular season. The Hawkeyes were ranked 15th in the nation in the final CFP rankings and coaches poll, and 16th by the Associated Press.

Iowa has won three straight postseason games and 12 straight nonconference games. The Hawkeyes were selected to compete in the 2020 Music City Bowl, but that event was canceled. Iowa's streak of eight straight bowl invitations matches the longest in school history. Iowa won 47 games from 2015-19, the highest total in school history over any five-year period, and a total that ranked ninth nationally. The Hawkeyes won their final four games in 2019 and ranked 15th in the nation in the final Associated Press and coaches polls.

Iowa concluded the 2019 campaign with a 10-3 record following a 49-24 win over No. 22 Southern California in the Holiday Bowl. The three losses were all to ranked opponents by a combined 14 points. The Hawkeyes were 4-1 in trophy games for the third straight season.

Iowa completed the 2018 season with a 9-4 mark and a final ranking of 25th in the Associated Press national rankings. The Hawkeyes earned a 27-22 Outback Bowl win over No. 18 Mississippi State to close the season with three straight wins. The four losses came by a total of 23 points and all were decided in the final minutes of play. Iowa tied for second in the Big Ten West Division.

The Hawkeyes posted a perfect 12-0 regular season record in 2015, winning the West Division of the Big Ten Conference. Iowa participated in the 2016 Rose Bowl Game and the 2015 Big Ten Championship and ended the season in the top 10 in the final national rankings.

Along with winning its most recent three bowl games, Iowa also participated in the 2017 Outback Bowl, 2016 Rose Bowl Game, 2015 TaxSlayer Bowl and 2014 Outback Bowl. The Hawkeyes have ranked in the final top 10 of both major polls five times in the past 19 seasons.

Iowa has won 157 games over the past 19 seasons, including 96 Big Ten games. Along with the 2015 division title, the Hawkeyes earned a share of the Big Ten title in both 2002 and 2004 and tied for second in 2009. Iowa has finished in the Big Ten's first division in 17 of the past 19 years.

Prior to coming to the University of Iowa, Southmayd was a student coach at Central College in Pella, Iowa, from 1998 to 2001. While at Central, he coached the receivers and worked primarily with the offense. In that time span, Central won three Iowa Conference football championships and participated in four NCAA Division III playoffs. In the summer of 2001, Scott served as an intern with the University of Northern Iowa football program.

Southmayd graduated cum laude from Central College in 2002 with a B.A. in general studies. While at Central, he was the recipient of the Marjorie Giles Leadership Award. Southmayd earned a master's degree in recreation sport management and leisure studies from the University of Iowa in 2004.

A native of Readlyn, Iowa, Southmayd attended Wapsie Valley High School and played on a state championship football team coached by his father, Jerry Southmayd. Scott was awarded the National Football Foundation and College Football Hall of Fame Iowa High School Scholar-Athlete Award in 1998.

Southmayd was born in Waverly, Iowa. Scott and his wife, Elizabeth, have three children, sons Landon and Carter, and a daughter, Hannah.

Southmayd's Coaching Career

<u>Team</u>	<u>Position, Years</u>
Iowa	DPP, 2014-present
Iowa	QC, 2006-13
Iowa	AA, 2002-05
Central College	SA, 1998-2001



Tyler Barnes
Director of Recruiting
10th Year at Iowa

Tyler Barnes was named director of recruiting in April, 2016. Barnes previously served on the Iowa staff in student assistant (2009-10), graduate assistant (2011), and administrative assistant (2012) capacities. As director of recruiting, Barnes has a lead role in all aspects of prospect identification, assisting the coaching staff in off-campus recruiting efforts, and coordinating all aspects of on-campus recruiting activities.

Following back-to-back narrow losses to open the 2020 season, Iowa won six straight games, all in Big Ten play, to complete the regular season. The Hawkeyes were ranked 15th in the nation in the final CFP rankings and coaches poll, and 16th by the Associated Press.

Iowa has won three straight postseason games and 12 straight nonconference games. The Hawkeyes were selected to compete in the 2020 Music City Bowl, but that event was canceled. Iowa's streak of eight straight bowl invitations matches the longest in school history.

Iowa won 47 games from 2015-19, the highest total in school history over any five-year period, and a total that ranked ninth nationally. Iowa won its final four games in 2019 and ranked 15th in the nation in the final Associated Press and coaches polls.

The Hawkeyes concluded the 2019 campaign with a 10-3 record following a 49-24 win over No. 22 Southern California in the Holiday Bowl. The three losses were all to ranked opponents by a combined 14 points. The Hawkeyes were 4-1 in trophy games for the third straight season.

Iowa completed the 2018 season with a 9-4 mark and a final ranking of 25th in the Associated Press national rankings. The Hawkeyes earned a 27-22 Outback Bowl win over No. 18 Mississippi State to close the season with three straight wins. The four losses came by a total of 23 points and all were decided in the final minutes of play. Iowa tied for second in the Big Ten West Division.

The Hawkeyes posted a perfect 12-0 regular season record in 2015, winning the West Division of the Big Ten Conference. Iowa participated in the 2016 Rose Bowl Game and the 2015 Big Ten Championship and ended the season in the top 10 in the final national rankings.

Along with winning its most recent three bowl games, Iowa also participated in the 2017 Outback Bowl, 2016 Rose Bowl Game, 2015 TaxSlayer Bowl and 2014 Outback Bowl. The Hawkeyes have ranked in the final top 10 of both major polls five times in the past 19 seasons.

Barnes rejoined the Iowa staff after serving on the Vanderbilt University football staff for three years. He held the position of director of player personnel for two years after serving as co-recruiting coordinator in 2013.

In his previous roles at Iowa, Barnes assisted the coaching staff in compiling statistical information, and gathering information on opponents and recruits, while assisting in the day to day operations of the football program. He has also assisted with Iowa football camps and coaching clinics.

Barnes earned his bachelor's degree from the University of Iowa in 2009, with a double major in Finance and Sports Studies. He earned his master's degree from Iowa in Recreation and Sports Management in 2011.

Barnes is a native of Decatur, Illinois, and a graduate of MacArthur HS. Tyler was born May 14, 1985, in Peoria, Illinois. Tyler and his wife, Joanne, have a daughter, Blakely, and a son, Beckett.



Caleb Saunders
Director of Football Creative Media
First Year at Iowa

Caleb Saunders is in his first year with the university of Iowa football program, serving as director of football creative media.

Saunders works closely with the Iowa football staff regarding design and production of print and electronic recruiting materials, management of football specific social media, and works with UI Athletics External Relations regarding football specific activities.

Saunders joined the Hawkeye staff after serving in a similar role at West Virginia. There he worked as the program's graphic designer to promote Mountaineer football, including a heavy emphasis on recruiting. He produced content and materials that highlighted and communicated information about the program on a variety of platforms, including print, web, social media, and internal team distribution and assist with photo and video production.

Saunders worked with the West Virginia director of player personnel and the on-campus recruiting coordinator to produce creative content for prospective student-athletes. He also designed various items for the promotion of the football program, including recruiting correspondence, signage, logos, brochures, and flyers.

Saunders previously served as the lead football designer at the Air Force Academy (July, 2019 – Jan., 2020). He served as the primary graphic designer for the football program, including all social media and recruiting platforms. He produced creative video and motion graphic content for social media, including game recaps, hype videos, uniform reveals, and player features. Saunders assisted in developing strategy regarding graphics and creative aspects for the program's social media and recruiting efforts and took photographs as needed for social media content and recruiting visits.

Prior to his position at Air Force, Saunders served as the social media correspondent for Learfield IMG College with South Carolina's New and Creative Media Department (August, 2018 – July, 2019). He also served two stints in the athletic communications department at Miami University, as the assistant director of athletic communications/new media for two years (2016-18) and as an intern (2015-16). He also spent a short time as an athletic media relations assistant at South Carolina in 2016.

While with the RedHawks, Saunders served as the primary contact for the women's basketball and baseball programs, as well as the secondary contact for football. He also worked extensively with the department's social media efforts, including assisting with strategy, graphic design, and photography.

Saunders earned his bachelor's degree in sport leadership and management from Miami, Ohio in 2014. He is a native of Brecksville, Ohio.



Justin Elsner
Football Graphic Designer
Fourth Year at Iowa

Justin Elsner is in his first year football graphic designer with the University of Iowa football program. Elsner served as temporary graphic designer since January, 2021. He served as student graphic design intern within the Hawkeye football program from August, 2018 through December, 2020.

Prior to working with the Hawkeye football program, Elsner was a student video intern with UI's HawkVision from August, 2017 through May, 2018. During that same time period he served as a media consultant for the Iowa City School District, being involved with the designing, building, and maintaining of student run television station, Liberty TV.

Elsner also volunteered with the Iowa football Hawkeye Legacy program and the University of Iowa's Best Buddies program since August, 2019.

Elsner earned his bachelor's degree from Iowa in 2020, with majors in Journalism and Mass Communications and Sports Studies. He is a native of Boone, Iowa.



Eric Copeland
 Graduate Assistant
 First Year at Iowa

Eric Copeland is in his first year as a graduate assistant coach with the University of Iowa football program. He assists with the Hawkeye wide receivers.

Copeland joins the Iowa staff after serving as a graduate assistant coach at John Carroll University the past two seasons, where he coached the defensive cornerbacks. He also worked with the offensive scout team and recruited Ohio, Pennsylvania and New York.

In his first year at John Carroll, Copeland worked with a secondary that ranked eighth in the nation among Division III programs in passing yards allowed per game (148), with one individual earning honorable mention all-conference honors.

Copeland previously coached at Massillon Washington High School in 2017-18, coaching the defensive line and fullbacks. Massillon Washington's defense allowed just 14.9 points per game in 2018, finishing the season as Division II state runner-up. Copeland also served as defensive coordinator and special teams coordinator for the junior varsity squad.

Copeland was an offensive assistant in 2017 as Massillon Washington was the OHSAA Division II Region VII champion.

Copeland began his coaching career at Rittman, Ohio, High School in 2015, serving as assistant defensive coordinator. He worked with linebackers, running backs and H-backs, as three Rittman linebackers earned all-conference honorable mention recognition.

Copeland attended the University of Akron, earning his bachelor's degree in December, 2016, in Sports Studies, with a concentration in Coaching Education. He graduated Cum Laude, earning Dean's List recognition in five of seven semesters. He earned a master's degree in Sport Management from Cleveland State in 2020, and an M.A. degree in Nonprofit Administration from John Carroll University in 2021.

While at Akron Copeland worked with the Office of Multicultural Development as a Peer Mentor, mentoring 25 African American freshmen male students through their first year on campus. Five freshmen students earned Dean's List honors in multiple semesters. He earned Most Motivated Peer Mentor Award in 2015.

Copeland graduated from Massillon Washington High School in 2013, where he served as football team captain.

Copeland is a native of Massillon, Ohio. He was born Dec. 29, 1994. Eric and his girlfriend, Reiven, have a daughter, Rylee.



Adam Cox
 Graduate Assistant
 First Year at Iowa

Adam Cox, a former member of the Hawkeye football team, is in his first year as a graduate assistant coach with the University of Iowa football program. He assists with the Hawkeye defense. Cox was a Hawkeye fullback during his playing career, lettering in 2013 and 2015.

Cox returns to Iowa after serving as a graduate assistant coach at Central Michigan. He worked with the defensive secondary and special teams in 2018 and 2019 before coaching linebackers in 2020. Central Michigan won the MAC West Division in 2019 and competed in the New Mexico Bowl.

As a fullback for the Hawkeyes, Cox saw action in all 14 games in 2015 as the Hawkeyes posted a 12-2 overall record and won the Big Ten West Division. Iowa dropped a last-minute decision to Michigan State in the Big Ten championship game and earned a trip to the 2016 Rose Bowl. Cox missed the 2014 season due to injury.


Cox was a member of the Leadership Group as a senior in 2015 and was awarded the Brett Greenwood Award following the season. He earned Academic All-Big Ten honors as a senior as well.

Cox joined the program as a walk-on after attending Stillman Valley (Illinois) High School. He was put on scholarship prior to the 2014 season. He saw action in all 13 games in 2013, with three starts.

Cox earned his bachelor's degree from Iowa in Health and Human Physiology.

As a prep Cox earned honorable mention all-state honors as senior and was named Stateline Player of the Year while playing both fullback and linebacker. He earned first-team all-conference honors as a junior and senior and served as team captain his final season. Cox helped his prep team post a 27-1 record his final two seasons, winning a state title as a junior before falling in the championship game his senior season. His career totals include 2,979 rushing yards and 46 touchdowns in two seasons, along with 200 career tackles.

Cox was born Sept. 24, 1992, and is a native of Stillman Valley, Illinois. He is single.



Justin Flood
 Graduate Assistant
 Sixth Year at Iowa

Justin Flood is in his second year as a graduate assistant coach with Iowa football and his sixth year overall with the program. He assists with the Hawkeye defense after joining the staff prior to 2019 spring practice. Flood served as a special teams assistant in 2018 and 2019. He joined the

Iowa football program as a student manager in January, 2015.

Following back-to-back narrow losses to open the 2020 season, Iowa won six straight games, all in Big Ten play, to complete the regular season. The Hawkeyes allowed just seven points in three of the six wins. The winning streak included road wins at Minnesota, Penn State and Illinois, and trophy game victories over Minnesota, Nebraska, and Wisconsin. The Hawkeyes were ranked 15th in the nation in the final CFP rankings and coaches poll, and 16th by the Associated Press.

Iowa has won three straight postseason games and 12 straight nonconference games. The Hawkeyes were selected to compete in the 2020 Music City Bowl, but that event was canceled. Iowa's streak of eight straight bowl invitations matches the longest in school history.

Iowa won 47 games from 2015-19, the highest total in school history over any five-year period, and a total that ranked ninth nationally. Iowa won its final four games in 2019 and ranked 15th in the nation in the final Associated Press and coaches polls.

Iowa's defense in 2020 led the nation in allowing opponents just 4.3 yards per play. The Hawkeyes ranked among the national leaders in several additional categories, including scoring (16.0, 7th), pass efficiency defense (110.1, 9th), rushing defense (107.6, 11th), total defense (313.8, 12th), red zone defense (.727, 12th), and interceptions (11, 19th).

Junior tackle Daviyon Nixon earned unanimous consensus All-America honors. He was named the Big Ten's defensive lineman and defensive player of the year while earned first-team All-Big Ten honors. He was a finalist for both the Outland Trophy and Nagurski Award. Senior end Chauncey Golston also earned first-team All-Big Ten honors.

The Hawkeyes concluded the 2019 campaign with a 10-3 record following a 49-24 win over No. 22 Southern California in the Holiday Bowl. The three losses were all to ranked opponents by a combined 14 points. The Hawkeyes were 4-1 in trophy games for the third straight season.

Iowa completed the 2018 season with a 9-4 mark and a final ranking of 25th in the Associated Press national rankings. The Hawkeyes earned a 27-22 Outback Bowl win over No. 18 Mississippi State to close the season with three straight wins. The four losses came by a total of 23 points and all were decided in the final minutes of play. Iowa tied for second in the Big Ten West Division.

Along with winning its most recent three bowl games, Iowa also participated in the 2017 Outback Bowl, 2016 Rose Bowl Game, 2015 TaxSlayer Bowl and 2014 Outback Bowl.

Flood has worked with all phases of Iowa's special teams the past two seasons, including film breakdown of all phases, play book diagraming, weekly scouting reports, practice scripts, and assisting drills and scout teams during practice.

Iowa's special teams were led in 2019 by kicker Keith Duncan and kickoff return specialist and wide receiver Ithmir Smith-Marsette. Duncan earned consensus first-team All-America honors and was one of three finalists for the Lou Groza Award. Duncan led the nation with 29 field goals (34 attempts), a total that ranks sixth-best in NCAA history. Duncan was named the Bakken-Andersen Kicker of the Year in the Big Ten while ranking 16th in the nation in scoring (119 points).

Smith-Marsette led the Big Ten and ranked second in the nation with two kickoff return touchdowns. He had touchdown returns in back-to-back wins over Nebraska (95 yards) and Southern California (98 yards). Smith-Marsette was named the offensive MVP of the Holiday Bowl, becoming the second Iowa player in school history with a rushing, receiving and kick return touchdown in the same game.

Smith-Marsette helped Iowa's kick return team rank sixth in the nation (26.6), while Iowa was also eighth nationally in kickoff coverage (17.2). The performance of special teams played a key role in Iowa's success in 2018. The Hawkeyes led the Big Ten and ranked second nationally in kickoff returns, with Smith-Marsette ranking second in the individual rankings with a 29.5 average. Smith-Marsette was named the Rodgers-Dwight Big Ten Return Specialist of the Year. Iowa led the league in kickoff returns for three straight seasons before ranking second in 2019.

Iowa ranked second in the Big Ten in punt return average (10.6), and eighth in the nation in kickoff return coverage (16.4) in 2018. Senior Kyle Groeneweg ranked second in the Big Ten and 19th in the nation in punt return average (9.9).

Flood previously served as an undergraduate student manager for Iowa football, working with the offensive line under Tim Polasek and Brian Ferentz. Flood served as a multipurpose intern with the NHL's Chicago Wolves from May through July, 2017.

Flood graduated from Iowa in 2018 with a bachelor's degree in both Enterprise Leadership and Sports Business Practices. He is a native of Wayne, Illinois, and a graduate of St. Francis High School.

Flood was born April 26, 1996. He is single.



Jordan Walsh
Graduate Assistant
First Year at Iowa

Former University of Iowa offensive lineman Jordan Walsh is in his first year as a graduate assistant coach with the Hawkeye program. He assists with the Hawkeye offense.

Walsh returns to the Iowa football program after holding a graduate assistant position with Wyoming football, where he worked with the

Cowboy offensive line in 2020.

Walsh previously served as the offensive line graduate assistant at Missouri State University in 2019. Prior to Missouri State, he coached the offensive line at Jefferson High School in Cedar Rapids, Iowa. Walsh began his coaching career as the offensive line coach at Glenbard West High School in Glen Ellyn, Ill. from 2016-18.

Walsh was a four-year letterman with the Iowa program from 2012-15. Over his career, he started 37 of 46 games in which he played. He earned third-team All-America honors by Athlon Sports as a senior and was an honorable mention All-America selection by Sports Illustrated.

Walsh earned first-team All-Big Ten recognition as a senior by conference head coaches, Associated Press and Phil Steele. He broke into the starting lineup as a sophomore in 2013, starting all 13 games at right guard. In 2014, he started 10 of the 12 games he played. Walsh started all 14 games at right guard in 2015 as Iowa posted a 12-0 regular season mark. The Hawkeyes played in the 2015 Big Ten Championship game versus Michigan State and the 2016 Rose Bowl against Stanford. Walsh and the Hawkeyes also competed in the 2013 Outback Bowl and 2014 Taxslayer Bowl.

Walsh is a native of Glendale Heights, Illinois, and attended Glenbard West High School, earning prep All-America honors and first-team all-state recognition. He was a three-year starter in the offensive line, playing both guard and tackle. His team won three straight conference titles and reached the state title game his junior season.

Walsh earned his bachelor's degree in interdepartmental studies/applied human service from Iowa in May 2015. He earned a Graduate Certificate in Learning Design & Technology from Wyoming in 2021.

Walsh was born Dec. 11, 1992.



Austin Showalter
Director of Football Analytics
11th Year at Iowa

Austin Showalter serves as Director of Football Analytics with the University of Iowa football program. Austin previously served as an office assistant with the Hawkeye football program in 2011, was a graduate assistant coach from 2012-14, and has worked with football analytics since 2015.

Following back-to-back narrow losses to open the 2020 season, Iowa won six straight games, all in Big Ten play, to complete the regular season. The Hawkeyes were ranked 15th in the nation in the final CFP rankings and coaches poll, and 16th by the Associated Press.

Iowa has won three straight postseason games and 12 straight nonconference games. The Hawkeyes were selected to compete in the 2020 Music City Bowl, but that event was canceled. Iowa's streak of eight straight bowl invitations matches the longest in school history.

Iowa won 47 games from 2015-19, the highest total in school history over any five-year period, and a total that ranked ninth nationally. Iowa won its final four games in 2019 and ranked 15th in the nation in the final Associated Press and coaches polls.

The Hawkeyes concluded the 2019 campaign with a 10-3 record following a 49-24 win over No. 22 Southern California in the Holiday Bowl. The three losses were all to ranked opponents by a combined 14 points. The Hawkeyes were 4-1 in trophy games for the third straight season.

Iowa completed the 2018 season with a 9-4 mark and a final ranking of 25th in the Associated Press national rankings. The Hawkeyes earned a 27-22 Outback Bowl win over No. 18 Mississippi State to close the season with three straight wins. The four losses came by a total of 23 points and all were decided in the final minutes of play. Iowa tied for second in the Big Ten West Division.

The Hawkeyes posted a perfect 12-0 regular season record in 2015, winning the West Division of the Big Ten Conference. Iowa participated in the 2016 Rose Bowl Game and the 2015 Big Ten Championship and ended the season in the top 10 in the final national rankings.

Along with winning its most recent three bowl games, Iowa also participated in the 2017 Outback Bowl, 2016 Rose Bowl Game, 2015 TaxSlayer Bowl and 2014 Outback Bowl. The Hawkeyes have ranked in the final top 10 of both major polls five times in the past 19 seasons.

Iowa has won 157 games over the past 19 seasons, including 96 Big Ten games. Along with the 2015 division title, the Hawkeyes earned a share of the Big Ten title in both 2002 and 2004 and tied for second in 2009. Iowa has finished in the Big Ten's first division in 18 of the past 20 years.

As a graduate assistant Showalter worked with the Hawkeye offensive line, as Iowa participated in January bowl events following both the 2013 and 2014 seasons.

As an office assistant in 2011, Austin worked with offensive coordinator Ken O'Keefe and graduate assistant David Raih in the day-to-day preparation for practice, as well as other office duties.

Prior to working with the Iowa football program, Showalter served as an assistant football coach at Xavier High School in Cedar Rapids from 2006-10. During that time Xavier won the Class 4A state championship in 2007.

Showalter's career in football follows the footsteps of his father, David, a member of the Coe College Athletics Hall of Fame. As a defensive back at Coe, David finished his career ranking among the top 10 in many of Coe's single-season and career records. His school-record 20 career interceptions stood for 11 years. He recorded eight thefts in both 1980 and 1981, a season total that ranks third best at Coe for a single season. He was also was a three-year baseball letterman for the Kohawks.

Austin Showalter is a native of Cedar Rapids and graduated from Xavier High School. He earned his bachelor's degree in Health and Sport Studies from the University of Iowa in 2008. Showalter has earned master's degrees from Iowa in Health and Sport Studies (2011) and Sports Management (2014).

Austin was born Aug. 21, 1985. His wife's name is Tia, a graduate of Buena Vista University.



Tyler Parker
Football Analyst
Eighth Year at Iowa

Tyler Parker is in his sixth year as a football analyst with the University of Iowa football program. Tyler previously served as a defensive student assistant in 2015 and as a recruiting student assistant in 2014.

Following back-to-back narrow losses to open the 2020 season, Iowa won six straight games, all in Big Ten play, to complete the regular season. The Hawkeyes were ranked 15th in the nation in the final CFP rankings and coaches poll, and 16th by the Associated Press.

Iowa has won three straight postseason games and 12 straight nonconference games. The Hawkeyes were selected to compete in the 2020 Music City Bowl, but that event was canceled. Iowa's streak of eight straight bowl invitations matches the longest in school history.

Iowa won 47 games from 2015-19, the highest total in school history over any five-year period, and a total that ranked ninth nationally. Iowa won its final four games in 2019 and ranked 15th in the nation in the final Associated Press and coaches polls.

The Hawkeyes concluded the 2019 campaign with a 10-3 record following a 49-24 win over No. 22 Southern California in the Holiday Bowl. The three losses were all to ranked opponents by a combined 14 points. The Hawkeyes were 4-1 in trophy games for the third straight season.

Iowa completed the 2018 season with a 9-4 mark and a final ranking of 25th in the Associated Press national rankings. The Hawkeyes earned a 27-22 Outback Bowl win over No. 18 Mississippi State to close the season with three straight wins. The four losses came by a total of 23 points and all were decided in the final minutes of play. Iowa tied for second in the Big Ten West Division.

The Hawkeyes posted a perfect 12-0 regular season record in 2015, winning the West Division of the Big Ten Conference. Iowa participated in the 2016 Rose Bowl Game and the 2015 Big Ten Championship and ended the season in the top 10 in the final national rankings.

Along with winning its most recent three bowl games, Iowa also participated in the 2017 Outback Bowl, 2016 Rose Bowl Game, 2015 TaxSlayer Bowl and 2014 Outback Bowl. The Hawkeyes have ranked in the final top 10 of both major polls five times in the past 19 seasons.

Iowa has won 157 games over the past 19 seasons, including 96 Big Ten games. Along with the 2015 division title, the Hawkeyes earned a share of the Big Ten title in both 2002 and 2004 and tied for second in 2009. Iowa has finished in the Big Ten's first division in 18 of the past 20 years.

Parker is a graduate of West High School in Iowa City. He earned his Bachelor of Science degree from the University of Iowa in 2016.

Parker was born Dec. 7, 1993. He is single.



Shane Viilo
Football Analyst
Seventh Year at Iowa

Shane Viilo is in his seventh year with the University of Iowa football program, and in his first year in the position of football analyst. Viilo served as a graduate assistant coach for three seasons (2018-20) after serving as a student assistant from 2015-2017. He worked with the Iowa linebackers (2015-19) and defensive backs (2020).

Following back-to-back narrow losses to open the 2020 season, Iowa won six straight games, all in Big Ten play, to complete the regular season. The Hawkeyes were ranked 15th in the nation in the final CFP rankings and coaches poll, and 16th by the Associated Press.

Iowa has won three straight postseason games and 12 straight nonconference games. The Hawkeyes were selected to compete in the 2020 Music City Bowl, but that event was canceled. Iowa's streak of eight straight bowl invitations matches the longest in school history.

Iowa won 47 games from 2015-19, the highest total in school history over any five-year period, and a total that ranked ninth nationally. Iowa won its final four games in 2019 and ranked 15th in the nation in the final Associated Press and coaches polls.

Iowa's defense in 2020 led the nation in allowing opponents just 4.3 yards per play. The Hawkeyes ranked among the national leaders in several additional categories, including scoring (16.0, 7th), pass efficiency defense (110.1, 9th), rushing defense (107.6, 11th), total defense (313.8, 12th), red zone defense (.727, 12th), and interceptions (11, 19th).

The Hawkeyes concluded the 2019 campaign with a 10-3 record following a 49-24 win over No. 22 Southern California in the Holiday Bowl. The three losses were all to ranked opponents by a combined 14 points. The Hawkeyes were 4-1 in trophy games for the third straight season.

Iowa completed the 2018 season with a 9-4 mark and a final ranking of 25th in the Associated Press national rankings. The Hawkeyes earned

a 27-22 Outback Bowl win over No. 18 Mississippi State to close the season with three straight wins. The four losses came by a total of 23 points and all were decided in the final minutes of play. Iowa tied for second in the Big Ten West Division.

The Hawkeyes posted a perfect 12-0 regular season record in 2015, winning the West Division of the Big Ten Conference. Iowa participated in the 2016 Rose Bowl Game and the 2015 Big Ten Championship and ended the season in the top 10 in the final national rankings.

Along with winning its most recent three bowl games, Iowa also participated in the 2017 Outback Bowl, 2016 Rose Bowl Game, 2015 TaxSlayer Bowl and 2014 Outback Bowl. The Hawkeyes have ranked in the final top 10 of both major polls five times in the past 19 seasons.

Iowa tied for second in the nation in interceptions (20) in 2018 after leading the nation in 2017 with 21. Iowa's 53 thefts over the past three seasons lead the nation. The 2019 Hawkeye defense ranked among the top 17 in the nation in scoring defense (5th, 14.0), first downs allowed (9th, 16.6), total defense (12th, 308.2), rushing defense (14th, 112.5), turnover margin (14th, 0.7), and pass efficiency defense (17th, 116.0).

In 2018 junior defensive back Amani Hooker was named the Tatum-Woodson Big Ten Defensive Back of the Year, marking the fourth Hawkeye to earn that honor since 2012 (Josh Jackson, 2017, Desmond King, 2015, Micah Hyde, 2012). Hooker earned first-team All-Big honors and second-team All-America recognition and declared for the NFL Draft following his junior season. Defensive end A.J. Epenesa earned first-team All-Big Ten honors and defensive end Anthony Nelson was named to the second team.

The Hawkeye defense led the nation with 21 interceptions in 2017, led by defensive back Josh Jackson, who led the nation individually with eight interceptions to match Iowa's single-season record. Jackson and linebacker Josey Jewell each earned unanimous consensus All-America honors. The Hawkeyes ranked 17th in the nation in scoring defense (19.9), allowing less than 20 points per game for the third consecutive season. Iowa matched a school record with four interception return touchdowns.

Jackson, in his first year as a starter, also led the nation in passes defended, ranked second in interception return yards and return touchdowns, and ranked fourth in pass break-ups. He had two interception returns for touchdowns and tied Iowa's single-game record with three interceptions in a 55-24 win over third-ranked Ohio State.

Jewell led the Big Ten in tackles for the second time in three seasons (he was second as a junior) and ranked fourth in the nation in tackles per game (11.3). He earned unanimous consensus All-America honors and was named the Big Ten Conference linebacker and defensive Player of the Year. Jewell earned the Lott IMPACT Trophy and the Jack Lambert Trophy and was a finalist for the Nagurski Trophy.

Viilo earned his bachelor's degree in sport and recreation management from the University of Iowa in 2016, with a coaching and sport instruction concentration. He also attended Central Michigan University (2012-15). He earned his master's degree in sports and recreation management in December, 2020.

Viilo was born February 6, 1994. He is a native of Drummond Island, Michigan, and attended DeTour High School in DeTour Village, Michigan. He is single.



Tony Berger
Assistant
Athletic Trainer



Brandee Britt
Assistant Director, Marketing
Social Media Coordinator



Brian Clarke
Assistant Director,
Marketing



Parker Dilley
Asst. Director, Football
Video Operations



Eddie Etsey
Chief Technology Officer



Rita Foley
Secretary to the
Head Coach



Kevin Foor
Athletic Equipment
Manager



Luke Foster
Offensive
Student Assistant



Zach Grant
Assistant Director,
HawkVision Productions



Kelly Koch
Assistant Athletic
Equipment Manager



Andy Kromphardt
Assistant Director,
HawkVision Productions



Kelsey Laverdiere
Assistant Athletic Director
Marketing & Fan Engagement



Mike Moriarity
Director,
HawkVision Productions



Greg Morris
Athletic Equipment
Manager



Matt Nelson
Associate Director,
HawkVision Productions



Nathan Nelson
Defensive Assistant



Terry Noonan
Assistant Athletic Director,
Sports Medicine &
Sports Performance



Dr. Andrew Peterson
Primary Care
Team Physician



Kammy Powell
Associate Director,
Athletic Training Services
Head Football Athletic Trainer



Bob Rahfeldt
Director, Football
Video Operations



Cole Reese
Assistant
Athletic Trainer



Keegan Render
Offensive Assistant



Chris Ruth
Assistant Athletic Director,
HawkVision Productions



Mark Sevcik
Assistant Director,
Technology



Brock Sherman
Special Teams
Assistant



Chris Slauson
Secretary, Athletic
Training Services



Matt Spaulding
Recruiting Assistant



Sara Smith
Assistant
Athletic Trainer



Trisha Stortz
Associate Director,
Video Graphic Design



Mark Vaske
Assistant Director,
Technology



Dr. Brian Wolf
Director, UI Sports Medicine Center
Head Team Physician
Orthopedic Surgeon

OFFENSE

Pos.	No.	Name	Ht.	Wt.	Yr.	Hometown (Previous School)
WR	3 **	Tyrone Tracy, Jr.	5-11	201	Jr.	Indianapolis, Ind. (Decatur Central)
	6	Keagan Johnson ^	6-1	197	Fr.	Bellevue, Neb. (Bellevue West)
TE	84 **	Sam LaPorta ^	6-4	249	Jr.	Highland, Ill. (Highland)
	85	Luke Lachey	6-6	248	#Fr.	Columbus, Ohio (Grandview)
LT	79 **	Jack Plumb	6-7	296	Jr.	Green Bay, Wis. (Bay Port)
	78	Mason Richman	6-6	296	#Fr.	Leawood, Kan. (Blue Valley)
LG	73 **	Cody Ince	6-4	282	Jr.	Luck, Wis. (Unity)
	76	Tyler Elsbury	6-5	301	#Fr.	Byron, Ill. (Byron)
C	65 **	Tyler Linderbaum	6-3	290	Jr.	Solon, Iowa (Solon)
	54	Matt Fagan	6-5	287	Jr.	Council Bluffs, Iowa (St. Albert)
RG	64 **	Kyler Schott	6-2	294	Sr.	Coggan, Iowa (North Linn)
	63 *	Justin Britt	6-4	302	So.	Indianapolis, Ind. (Warren Central)
RT	56 *	Nick DeJong	6-6	292	So.	Pella, Iowa (Pella)
	77	Connor Colby ^	6-6	298	Fr.	Cedar Rapids, Iowa (Kennedy)
WR	89 **	Nico Ragaini	6-0	191	Jr.	East Haven, Conn. (Notre Dame/Avon Old Farms Prep)
	16 *	Charlie Jones	6-0	188	Sr.	Deerfield, Ill. (Deerfield/Buffalo)
QB	7 *	Spencer Petras	6-5	233	Jr.	San Rafael, Calif. (Marin Catholic)
	8 *	Alex Padilla	6-1	197	So.	Greenwood Village, Co. (Cherry Creek)
RB	15 **	Tyler Goodson ^	5-10	199	Jr.	Suwanee, Ga. (North Gwinnett)
	21 ***	Ivory Kelly-Martin	5-10	200	Sr.	Plainfield, Ill. (Oswego East)
FB	38 **	Monte Pottebaum	6-1	246	Jr.	Larchwood, Iowa (West Lyon)
	40 *	Turner Pallissard	6-0	245	Jr.	Frankfort, Ill. (Lincoln-Way East)
PK	10 **	Caleb Shudak	5-8	178	Sr.	Council Bluffs, Iowa (Lewis Central)

DEFENSE

Pos.	No.	Name	Ht.	Wt.	Yr.	Hometown (Previous School)
LE	92 **	John Waggoner	6-5	266	Jr.	Des Moines, Iowa (Dowling)
	13 **	Joe Evans	6-2	248	Jr.	Ames, Iowa (Ames)
LT	99 **	Noah Shannon	6-0	289	Jr.	Aurora, Ill. (Oswego)
	91	Lukas Van Ness	6-5	264	#Fr.	Barrington, Ill. (Barrington)
RT	94	Yahya Black	6-5	287	#Fr.	Marshall, Minn. (Marshall)
	85	Logan Lee	6-5	277	So.	Orion, Ill. (Orion)
RE	97 **	Zach VanValkenburg	6-4	267	Sr.	Zeeland, Mich. (Zeeland West)
	45	Deontae Craig	6-3	263	#Fr.	Ft. Wayne, Ind. (Culver Academies)
Cash/Leo	4 **	Dane Belton ^	6-1	205	Jr.	Tampa Fla. (Jesuit)
	5 *	Jestin Jacobs	6-4	236	So.	Englewood, Ohio (Northmont)
MLB	44 **	Seth Benson	6-0	229	Jr.	Sioux Falls, S.D. (Washington)
	36 *	Mike Timm	6-0	233	Jr.	Delafield, Wis. (Kettle Moraine)
WLB	31 **	Jack Campbell ^	6-5	243	Jr.	Cedar Falls, Iowa (Cedar Falls)
	34 *	Jay Higgins ^	6-2	227	So.	Indianapolis, Ind. (Brebeuf Jesuit Prep)
LC	8 ****	Matt Hankins	6-0	185	Sr.	Lewisville, Texas (Marcus)
	27	Jermari Harris	6-1	185	So.	Chicago, Ill. (Montini Catholic)
SS	26 **	Kaevon Merriweather	6-0	211	Jr.	Belleville, Mich. (Belleville)
	29	Sebastian Castro	5-11	204	So.	Oak Lawn, Ill. (Richards)
FS	28 ***	Jack Koerner	6-0	204	Sr.	Des Moines, Iowa (Dowling)
	30	Quinn Schulte	6-1	201	So.	Cedar Rapids, Iowa (Xavier)
RC	33 ***	Riley Moss ^	6-1	194	Sr.	Ankeny, Iowa (Centennial)
	22 **	Terry Roberts	5-10	180	Jr.	Erie, Pa. (Cathedral Prep)
PT	9 *	Tory Taylor ^	6-4	231	So.	Melbourne, Australia (Haileybury College)

Deep Snaps: 84 Austin Spiewak

* -- Letters won, ^ -- Redshirt year still available, # -- Indicates redshirt freshman



No.	Name	Pos.	Ht.	Wt.	Yr.	Hometown	High School/Previous
96	Lucas Amaya	K	6-2	207	So.	Muskego, Wis.	Muskego
4	** Dane Belton ^	DB	6-1	205	Jr.	Tampa, Fla.	Jesuit
44	** Seth Benson	LB	6-0	229	Jr.	Sioux Falls, S.D.	Washington
94	Yahya Black	DL	6-5	287	#Fr.	Marshall, Minn.	Marshall
1	Aaron Blom	K	5-11	190	#Fr.	Oskaloosa, Iowa	Oskaloosa
86	Jeff Bowie	DL	6-5	268	Fr.	West Branch, Iowa	West Branch
7	* Reggie Bracy ^	DB	6-0	206	So.	Mobile, Ala.	St. Paul's Episcopal
34	Zach Brand	RB	5-11	198	Fr.	Grimes, Iowa	Dallas Center-Grimes
14	Brody Brecht	WR	6-4	205	Fr.	Ankeny, Iowa	Ankeny
63	* Justin Britt	OL	6-4	302	So.	Indianapolis, Ind.	Warren Central
10	Arland Bruce, IV	WR	5-10	193	Fr.	Olathe, Kan.	Ankeny/Olathe North
88	Isaiah Bruce	DL	6-2	281	#Fr.	Lena, Ill.	Lena-Winslow
31	** Jack Campbell ^	LB	6-5	243	Jr.	Cedar Falls, Iowa	Cedar Falls
29	Sebastian Castro	DB	5-11	204	So.	Oak Lawn, Ill.	Richards
66	Jeremy Chaplin	OL	6-2	268	Fr.	Waverly, Iowa	Waverly-Shell Rock
77	Connor Colby	OL	6-6	298	Fr.	Cedar Rapids, Iowa	Kennedy
19	Gaven Cooke	DB	6-1	189	Fr.	Kentfield, Calif.	Marin Catholic
19	** Max Cooper	WR	6-0	191	Sr.	Waukesha, Wis.	Catholic Memorial
15	* Dallas Craddieth	DB	5-11	205	Jr.	St. Louis, Mo.	Hazelwood Central
45	Deontae Craig	DL	6-3	263	#Fr.	Ft. Wayne, Ind.	Culver Academies
74	David Davidkov	OL	6-6	286	Fr.	Glenview, Ill.	New Trier
17	Brenden Deasfernandes	DB	6-0	189	#Fr.	Belleville, Mich.	Belleville
3	Cooper DeJean	DB	6-1	203	Fr.	Odebolt, Iowa	OA-BCIG
56	* Nick DeJong	OL	6-6	292	So.	Pella, Iowa	Pella
1	Nolan Donald	RB	5-9	194	So.	Morton, Ill.	Morton
67	Gennings Dunker	OL	6-5	291	Fr.	Lena, Ill.	Lena-Winslow
44	Luke Elkin	LS	6-1	200	Fr.	Neenah, Wis.	Neenah
76	Tyler Elsbury	OL	6-5	301	#Fr.	Byron, Ill.	Byron
55	Luke Empen	OL	6-4	289	Jr.	Clinton, Iowa	Northeast Goose Lake
69	Tyler Endres	OL	6-6	295	So.	Norwalk, Iowa	Norwalk
39	Eric Epenesa	LB	6-3	189	Fr.	Glen Carbon, Ill.	Edwardsville
13	** Joe Evans	DE	6-2	248	Jr.	Ames, Iowa	Ames
54	Matt Fagan	OL	6-5	287	Jr.	Council Bluffs, Iowa	St. Albert
52	Asher Fahey	OL	6-5	281	#Fr.	Waukon, Iowa	Waukon
37	* Kyler Fisher	DB	5-11	225	So.	Farnhamville, Iowa	SE Valley
58	Taylor Fox	OL	6-3	290	So.	Winthrop, Iowa	East Buchanan
88	Jackson Frericks	TE	6-6	229	So.	Cedar Falls, Iowa	Cedar Falls
2	* Ryan Gersonde	P	6-4	197	Sr.	Milwaukee, Wis.	Marquette
15	** Tyler Goodson ^	RB	5-10	199	Jr.	Suwanee, Ga.	North Gwinnett
8	**** Matt Hankins	DB	6-0	185	Sr.	Lewisville, Texas	Marcus
41	Jaden Harrell	LB	6-2	231	Fr.	Urbandale, Iowa	Urbandale
27	Jermari Harris	DB	6-1	185	So.	Chicago, Ill.	Montini Catholic
21	Thomas Hartlieb	DB	5-11	195	So.	Madison, Wis.	Edgewood
26	Jamison Heinz	WR	6-0	205	#Fr.	Humboldt, Iowa	Humboldt
34	* Jay Higgins ^	LB	6-2	227	So.	Indianapolis, Ind.	Brebeuf Jesuit Prep
20	Deavin Hilson	RB	6-1	192	Fr.	Des Moines, Iowa	North
2	Deuce Hogan	QB	6-4	212	#Fr.	Southlake, Texas	Faith Christian
49	Ethan Hurkett	DL	6-3	261	#Fr.	Cedar Rapids, Iowa	Xavier
81	Desmond Hutson	WR	6-3	208	So.	Raytown, Mo.	Raytown
73	** Cody Ince	OL	6-4	282	Jr.	Luck, Wis.	Unity
5	* Jestin Jacobs	LB	6-4	236	So.	Englewood, Ohio	Northmont
27	Jack Johnson	WR	6-0	193	#Fr.	West Des Moines, Iowa	Valley
6	Keagan Johnson	WR	6-1	197	Fr.	Bellevue, Neb.	Bellevue West
16	* Charlie Jones	WR	6-0	188	Sr.	Deerfield, Ill.	Deerfield/Buffalo
95	Logan Jones	DL	6-3	282	#Fr.	Council Bluffs, Iowa	Lewis Central
21	*** Ivory Kelly-Martin	RB	5-10	200	Sr.	Plainfield, Ill.	Oswego East
46	Logan Klemp	LB	6-2	234	Jr.	Jewell, Iowa	South Hamilton
50	Zach Kluver	LS	6-0	199	So.	Ankeny, Iowa	Centennial
28	*** Jack Koerner	DB	6-0	204	Sr.	Des Moines, Iowa	Dowling
83	Alec Kritta	WR	5-11	195	So.	St. Charles, Ill.	St. Charles North
86	Tommy Kujawa	TE	6-3	236	Sr.	Greendale, Wis.	Greendale
5	Joey Labas	QB	6-4	194	Fr.	Brecksville, Ohio	Brecksville-Broadview Hts.
85	Luke Lachey	TE	6-6	248	#Fr.	Columbus, Ohio	Grandview
84	** Sam LaPorta ^	TE	6-4	249	Jr.	Highland, Ill.	Highland
11	AJ Lawson	DB	6-0	192	#Fr.	Decatur, Ill.	MacArthur
85	Logan Lee	DL	6-5	277	So.	Orion, Ill.	Orion

2021 ALPHABETICAL ROSTER

No.	Name	Pos.	Ht.	Wt.	Yr.	Hometown	High School/Previous
49	Andrew Lentsch	TE	6-4	227	Fr.	West Des Moines, Iowa	Dowling
59	Griffin Liddle	DL	6-3	267	Fr.	Bettendorf, Iowa	Bettendorf
42	Denin Limouris	TE/FB	6-2	227	Fr.	Glen Ellyn, Ill.	Glenbard West
65	** Tyler Linderbaum	OL	6-3	290	Jr.	Solon, Iowa	Solon
48	Max Llewellyn	DL	6-5	232	Fr.	Urbandale, Iowa	Urbandale
13	*** Henry Marchese	DB	6-3	199	Sr.	Vernon Hills, Ill.	Stevenson
12	Quavon Matthews	WR	5-11	180	#Fr.	Largo, Fla.	Largo
26	** Kaevon Merriweather	DB	6-0	211	Jr.	Belleville, Mich.	Belleville
80	Josiah Miamen	TE	6-4	244	So.	Peoria, Ill.	Dunlap
32	Eli Miller	LB	6-1	212	Fr.	Sedalia, Colo.	Lipscomp Acad./Valor Christian
33	*** Riley Moss ^	DB	6-1	194	Sr.	Ankeny, Iowa	Centennial
53	Michael Myslinski	OL	6-3	278	Fr.	Jacksonville, Fla.	Bishop Kenny
8	* Alex Padilla	QB	6-1	197	So.	Greenwood Village, Colo.	Cherry Creek
40	* Turner Pallissard	FB	6-0	245	Jr.	Frankfort, Ill.	Lincoln-Way East
82	Johnny Pascuzzi	TE	6-4	224	Fr.	Olathe, Kan.	Rockhurst
7	* Spencer Petras	QB	6-5	233	Jr.	San Rafael, Calif.	Marin Catholic
45	Nick Phelps	P	5-10	205	Jr.	Kingsley, Iowa	Woodbury Central/N.D. State
51	Jeremiah Pittman	DL	6-3	303	Fr.	Palatine, Ill.	St. Viator
32	Johnny Plewa	FB	6-0	235	So.	Franklin, Wis.	Franklin
79	** Jack Plumb	OL	6-7	296	Jr.	Green Bay, Wis.	Bay Port
38	** Monte Pottebaum	FB	6-1	246	Jr.	Larchwood, Iowa	West Lyon
89	** Nico Ragaini	WR	6-0	191	Jr.	East Haven, Conn.	Notre Dame/Avon Old Farms Prep
98	Chris Reames	DL	6-7	270	So.	Van Meter, Iowa	Van Meter
97	Liam Reardon	LS	6-1	218	#Fr.	Chicago, Ill.	Mount Carmel
12	Jaxon Rexroth	DB	6-2	193	Fr.	Cedar Rapids, Iowa	Xavier
78	Mason Richman	OL	6-6	296	#Fr.	Leawood, Kan.	Blue Valley
29	Jackson Ritter	WR	6-3	214	So.	Frankfort, Ill.	Lincoln-Way East
22	** Terry Roberts	DB	5-10	180	Jr.	Erie, Pa.	Cathedral Prep
64	** Kyler Schott	OL	6-2	294	Sr.	Coggon, Iowa	North Linn
48	* Bryce Schulte	TE	6-3	245	Sr.	Cedar Rapids, Iowa	Xavier
30	Quinn Schulte	DB	6-1	201	So.	Cedar Rapids, Iowa	Xavier
99	** Noah Shannon	DL	6-0	289	Jr.	Aurora, Ill.	Oswego
43	Karson Sharar	LB	6-2	201	Fr.	Iowa Falls, Iowa	Iowa Falls-Alden
10	** Caleb Shudak	PK	5-8	178	Sr.	Council Bluffs, Iowa	Lewis Central
40	Josef Smith	LB	6-3	221	#Fr.	Britt, Iowa	West Hancock
18	* Austin Spiewak	LS	6-1	237	Sr.	Rolling Meadows, Ill.	Fremd
50	Louie Stec	DT	6-0	264	So.	LaGrange Park, Ill.	Nazareth
70	Beau Stephens	OL	6-6	300	Fr.	Blue Springs, Mo.	Blue Springs
35	Justice Sullivan	LB	6-2	233	Fr.	Eden Prairie, Minn.	Eden Prairie
80	Brennan Sweeney	DE	6-3	243	Fr.	Waukon, Iowa	Waukon
9	* Tory Taylor ^	P	6-4	231	So.	Melbourne, Aus.	Haileybury College
25	Kelby Telander	LB	6-4	208	Fr.	North Liberty, Iowa	Liberty
57	Clayton Thurm	OL	6-4	281	So.	Williamsburg, Iowa	Williamsburg
36	* Mike Timm	LB	6-0	233	Jr.	Delafield, Wis.	Kettle Moraine
3	** Tyrone Tracy, Jr.	WR	5-11	201	Jr.	Indianapolis, Ind.	Decatur Central
42	Zach Twedt	LB	6-3	229	Fr.	Story City, Iowa	Roland-Story
91	Lukas Van Ness	DL	6-5	264	#Fr.	Barrington, Ill.	Barrington
97	** Zach VanValkenburg	DL	6-4	267	Sr.	Zeeland, Mich.	Zeeland West/Hillsdale College
0	Diante Vines	WR	6-0	193	#Fr.	Danbury, Conn.	The Taft School
75	Josh Volk	OL	6-4	308	#Fr.	Cedar Rapids, Iowa	Xavier
92	** John Waggoner	DL	6-5	266	Jr.	Des Moines, Iowa	Dowling
17	Wyatt Wegener	LB	6-2	212	#Fr.	Algona, Iowa	Algona
17	Max White	RB	5-10	187	Fr.	Cedar Rapids, Iowa	Kennedy
18	Alec Wick	WR	6-1	180	Fr.	Iowa City, Iowa	Regina
25	Gavin Williams	RB	6-0	211	#Fr.	Altoona, Iowa	Dowling
4	Leshon Williams	RB	5-10	205	#Fr.	Chicago, Ill.	Richards
23	Xavior Williams	DB	5-11	192	Sr.	Burlington, Iowa	Notre Dame/Northern Iowa
86	Jameson Witte	DL	6-5	265	#Fr.	O'Fallon, Mo.	St. Dominic
87	Elijah Yelverton	TE	6-5	248	#Fr.	Royse City, Texas	Trinity Christian

* - indicates letters won, ^ - redshirt year still available, # - redshirt freshman

Players: 125			
Seniors: _____	15	Redshirt Freshmen: _____	25
Juniors: _____	24	Freshmen: _____	34
Sophomores: _____	27		

Returning Lettermen: 41			
4-yr. Lettermen: _____	1	Offense: _____	18
3-yr. Lettermen: _____	4	Defense: _____	19
2-yr. Lettermen: _____	20	Specialty: _____	4
1-yr. Lettermen: _____	16		



No.	Name	Pos.	Ht.	Wt.	Yr.	Hometown	High School/Previous
0	Diante Vines	WR	6-0	193	#Fr.	Danbury, Conn.	The Taft School
1	Aaron Blom	K	5-11	190	#Fr.	Oskaloosa, Iowa	Oskaloosa
1	Nolan Donald	RB	5-9	194	So.	Morton, Ill.	Morton
2	* Ryan Gersonde	P	6-4	197	Sr.	Milwaukee, Wis.	Marquette
2	Deuce Hogan	QB	6-4	212	#Fr.	Southlake, Texas	Faith Christian
3	Cooper DeJean	DB	6-1	203	Fr.	Odebolt, Iowa	OA-BCIG
3	** Tyrone Tracy, Jr.	WR	5-11	201	Jr.	Indianapolis, Ind.	Decatur Central
4	** Dane Belton ^	DB	6-1	205	Jr.	Tampa, Fla.	Jesuit
4	Leshon Williams	RB	5-10	205	#Fr.	Chicago, Ill.	Richards
5	* Jestin Jacobs	LB	6-4	236	So.	Englewood, Ohio	Northmont
5	Joey Labas	QB	6-4	194	Fr.	Brecksville, Ohio	Brecksville-Broadview Hts.
6	Keagan Johnson	WR	6-1	197	Fr.	Bellevue, Neb.	Bellevue West
7	* Reggie Bracy ^	DB	6-0	206	So.	Mobile, Ala.	St. Paul's Episcopal
7	* Spencer Petras	QB	6-5	233	Jr.	San Rafael, Calif.	Marin Catholic
8	**** Matt Hankins	DB	6-0	185	Sr.	Lewisville, Texas	Marcus
8	* Alex Padilla	QB	6-1	197	So.	Greenwood Village, Colo.	Cherry Creek
9	* Tory Taylor ^	P	6-4	231	So.	Melbourne, Aus.	Haileybury College
10	Arland Bruce, IV	WR	5-10	193	Fr.	Olathe, Kan.	Ankeny/Olathe North
10	** Caleb Shudak	PK	5-8	178	Sr.	Council Bluffs, Iowa	Lewis Central
11	AJ Lawson	DB	6-0	192	#Fr.	Decatur, Ill.	MacArthur
12	Quavon Matthews	WR	5-11	180	#Fr.	Largo, Fla.	Largo
12	Jaxon Rexroth	DB	6-2	193	Fr.	Cedar Rapids, Iowa	Xavier
13	** Joe Evans	DE	6-2	248	Jr.	Ames, Iowa	Ames
13	*** Henry Marchese	DB	6-3	199	Sr.	Vernon Hills, Ill.	Stevenson
14	Brody Brecht	WR	6-4	205	Fr.	Ankeny, Iowa	Ankeny
15	* Dallas Craddieth	DB	5-11	205	Jr.	St. Louis, Mo.	Hazelwood Central
15	** Tyler Goodson ^	RB	5-10	199	Jr.	Suwanee, Ga.	North Gwinnett
16	* Charlie Jones	WR	6-0	188	Sr.	Deerfield, Ill.	Deerfield/Buffalo
17	Brenden Deasfernandes	DB	6-0	189	#Fr.	Belleville, Mich.	Belleville
17	Wyatt Wegener	LB	6-2	212	#Fr.	Algona, Iowa	Algona
17	Max White	RB	5-10	187	Fr.	Cedar Rapids, Iowa	Kennedy
18	* Austin Spiewak	LS	6-1	237	Sr.	Rolling Meadows, Ill.	Fremd
18	Alec Wick	WR	6-1	180	Fr.	Iowa City, Iowa	Regina
19	Gaven Cooke	DB	6-1	189	Fr.	Kentfield, Calif.	Marin Catholic
19	** Max Cooper	WR	6-0	191	Sr.	Waukesha, Wis.	Catholic Memorial
20	Deavin Hilson	RB	6-1	192	Fr.	Des Moines, Iowa	North
21	Thomas Hartlieb	DB	5-11	195	So.	Madison, Wis.	Edgewood
21	*** Ivory Kelly-Martin	RB	5-10	200	Sr.	Plainfield, Ill.	Oswego East
22	** Terry Roberts	DB	5-10	180	Jr.	Erie, Pa.	Cathedral Prep
23	Xavior Williams	DB	5-11	192	Sr.	Burlington, Iowa	Notre Dame/Northern Iowa
25	Kelby Telander	LB	6-4	208	Fr.	North Liberty, Iowa	Liberty
25	Gavin Williams	RB	6-0	211	#Fr.	Altoona, Iowa	Dowling
26	Jamison Heinz	WR	6-0	205	#Fr.	Humboldt, Iowa	Humboldt
26	** Kaevon Merriweather	DB	6-0	211	Jr.	Belleville, Mich.	Belleville
27	Jermari Harris	DB	6-1	185	So.	Chicago, Ill.	Montini Catholic
27	Jack Johnson	WR	6-0	193	#Fr.	West Des Moines, Iowa	Valley
28	*** Jack Koerner	DB	6-0	204	Sr.	Des Moines, Iowa	Dowling
29	Sebastian Castro	DB	5-11	204	So.	Oak Lawn, Ill.	Richards
29	Jackson Ritter	WR	6-3	214	So.	Frankfort, Ill.	Lincoln-Way East
30	Quinn Schulte	DB	6-1	201	So.	Cedar Rapids, Iowa	Xavier
31	** Jack Campbell ^	LB	6-5	243	Jr.	Cedar Falls, Iowa	Cedar Falls
32	Eli Miller	LB	6-1	212	Fr.	Sedalia, Colo.	Lipscomp Acad./Valor Christian
32	Johnny Plewa	FB	6-0	235	So.	Franklin, Wis.	Franklin
33	*** Riley Moss ^	DB	6-1	194	Sr.	Ankeny, Iowa	Centennial
34	Zach Brand	RB	5-11	198	Fr.	Grimes, Iowa	Dallas Center-Grimes
34	* Jay Higgins ^	LB	6-2	227	So.	Indianapolis, Ind.	Brebeuf Jesuit Prep
35	Justice Sullivan	LB	6-2	233	Fr.	Eden Prairie, Minn.	Eden Prairie
36	* Mike Timm	LB	6-0	233	Jr.	Delafield, Wis.	Kettle Moraine
37	* Kyler Fisher	DB	5-11	225	So.	Farnhamville, Iowa	SE Valley
38	** Monte Pottebaum	FB	6-1	246	Jr.	Larchwood, Iowa	West Lyon
39	Eric Epenesa	LB	6-3	189	Fr.	Glen Carbon, Ill.	Edwardsville
40	* Turner Pallissard	FB	6-0	245	Jr.	Frankfort, Ill.	Lincoln-Way East
40	Josef Smith	LB	6-3	221	#Fr.	Britt, Iowa	West Hancock
41	Jaden Harrell	LB	6-2	231	Fr.	Urbandale, Iowa	Urbandale
42	Denin Limouris	TE/FB	6-2	227	Fr.	Glen Ellyn, Ill.	Glenbard West
42	Zach Twedt	LB	6-3	229	Fr.	Story City, Iowa	Roland-Story

No.	Name	Pos.	Ht.	Wt.	Yr.	Hometown	High School/Previous
43	Karson Sharar	LB	6-2	201	Fr.	Iowa Falls, Iowa	Iowa Falls-Alden
44	** Seth Benson	LB	6-0	229	Jr.	Sioux Falls, S.D.	Washington
44	Luke Elkin	LS	6-1	200	Fr.	Neenah, Wis.	Neenah
45	Deontae Craig	DL	6-3	263	#Fr.	Ft. Wayne, Ind.	Culver Academies
45	Nick Phelps	P	5-10	205	Jr.	Kingsley, Iowa	Woodbury Central/N.D. State
46	Logan Klemp	LB	6-2	234	Jr.	Jewell, Iowa	South Hamilton
48	Max Llewellyn	DL	6-5	232	Fr.	Urbandale, Iowa	Urbandale
48	* Bryce Schulte	TE	6-3	245	Sr.	Cedar Rapids, Iowa	Xavier
49	Ethan Hurkett	DL	6-3	261	#Fr.	Cedar Rapids, Iowa	Xavier
49	Andrew Lentsch	TE	6-4	227	Fr.	West Des Moines, Iowa	Dowling
50	Zach Kluver	LS	6-0	199	So.	Ankeny, Iowa	Centennial
50	Louie Stec	DT	6-0	264	So.	LaGrange Park, Ill.	Nazareth
51	Jeremiah Pittman	DL	6-3	303	Fr.	Palatine, Ill.	St. Viator
52	Asher Fahey	OL	6-5	281	#Fr.	Waukon, Iowa	Waukon
53	Michael Myslinski	OL	6-3	278	Fr.	Jacksonville, Fla.	Bishop Kenny
54	Matt Fagan	OL	6-5	287	Jr.	Council Bluffs, Iowa	St. Albert
55	Luke Empen	OL	6-4	289	Jr.	Clinton, Iowa	Northeast Goose Lake
56	* Nick DeJong	OL	6-6	292	So.	Pella, Iowa	Pella
57	Clayton Thurm	OL	6-4	281	So.	Williamsburg, Iowa	Williamsburg
58	Taylor Fox	OL	6-3	290	So.	Winthrop, Iowa	East Buchanan
59	Griffin Liddle	DL	6-3	267	Fr.	Bettendorf, Iowa	Bettendorf
63	* Justin Britt	OL	6-4	302	So.	Indianapolis, Ind.	Warren Central
64	** Kyler Schott	OL	6-2	294	Sr.	Coggon, Iowa	North Linn
65	** Tyler Linderbaum	OL	6-3	290	Jr.	Solon, Iowa	Solon
66	Jeremy Chaplin	OL	6-2	268	Fr.	Waverly, Iowa	Waverly-Shell Rock
67	Gennings Dunker	OL	6-5	291	Fr.	Lena, Ill.	Lena-Winslow
69	Tyler Endres	OL	6-6	295	So.	Norwalk, Iowa	Norwalk
70	Beau Stephens	OL	6-6	300	Fr.	Blue Springs, Mo.	Blue Springs
73	** Cody Ince	OL	6-4	282	Jr.	Luck, Wis.	Unity
74	David Davidkov	OL	6-6	286	Fr.	Glenview, Ill.	New Trier
75	Josh Volk	OL	6-4	308	#Fr.	Cedar Rapids, Iowa	Xavier
76	Tyler Elsbury	OL	6-5	301	#Fr.	Byron, Ill.	Byron
77	Connor Colby	OL	6-6	298	Fr.	Cedar Rapids, Iowa	Kennedy
78	Mason Richman	OL	6-6	296	#Fr.	Leawood, Kan.	Blue Valley
79	** Jack Plumb	OL	6-7	296	Jr.	Green Bay, Wis.	Bay Port
80	Josiah Miamen	TE	6-4	244	So.	Peoria, Ill.	Dunlap
80	Brennan Sweeney	DE	6-3	243	Fr.	Waukon, Iowa	Waukon
81	Desmond Hutson	WR	6-3	208	So.	Raytown, Mo.	Raytown
82	Johnny Pascuzzi	TE	6-4	224	Fr.	Olathe, Kan.	Rockhurst
83	Alec Kritta	WR	5-11	195	So.	St. Charles, Ill.	St. Charles North
84	** Sam LaPorta ^	TE	6-4	249	Jr.	Highland, Ill.	Highland
85	Luke Lachey	TE	6-6	248	#Fr.	Columbus, Ohio	Grandview
85	Logan Lee	DL	6-5	277	So.	Orion, Ill.	Orion
86	Jeff Bowie	DL	6-5	268	Fr.	West Branch, Iowa	West Branch
86	Tommy Kujawa	TE	6-3	236	Sr.	Greendale, Wis.	Greendale
86	Jameson Witte	DL	6-5	265	#Fr.	O'Fallon, Mo.	St. Dominic
87	Elijah Yelverton	TE	6-5	248	#Fr.	Royse City, Texas	Trinity Christian
88	Isaiah Bruce	DL	6-2	281	#Fr.	Lena, Ill.	Lena-Winslow
88	Jackson Frericks	TE	6-6	229	So.	Cedar Falls, Iowa	Cedar Falls
89	** Nico Ragaini	WR	6-0	191	Jr.	East Haven, Conn.	Notre Dame/Avon Old Farms Prep
91	Lukas Van Ness	DL	6-5	264	#Fr.	Barrington, Ill.	Barrington
92	** John Waggoner	DL	6-5	266	Jr.	Des Moines, Iowa	Dowling
94	Yahya Black	DL	6-5	287	#Fr.	Marshall, Minn.	Marshall
95	Logan Jones	DL	6-3	282	#Fr.	Council Bluffs, Iowa	Lewis Central
96	Lucas Amaya	K	6-2	207	So.	Muskego, Wis.	Muskego
97	Liam Reardon	LS	6-1	218	#Fr.	Chicago, Ill.	Mount Carmel
97	** Zach VanValkenburg	DL	6-4	267	Sr.	Zeeland, Mich.	Zeeland West/Hillsdale College
98	Chris Reames	DL	6-7	270	So.	Van Meter, Iowa	Van Meter
99	** Noah Shannon	DL	6-0	289	Jr.	Aurora, Ill.	Oswego

* - indicates letters won; ^ - redshirt year still available; # - redshirt freshman

Players: 125	
Seniors: _____	15
Juniors: _____	24
Sophomores: _____	27
Redshirt Freshmen: _____	25
Freshmen: _____	34

Returning Lettermen: 41	
4-yr. Lettermen: _____	1
3-yr. Lettermen: _____	4
2-yr. Lettermen: _____	20
1-yr. Lettermen: _____	16
Offense: _____	18
Defense: _____	19
Specialty: _____	4

No.	Name	Pos.	Ht.	Wt.	Yr.	Hometown	High School/Previous
4	** Dane Belton ^	DB	6-1	205	Jr.	Tampa, Fla.	Jesuit
7	* Reggie Bracy ^	DB	6-0	206	So.	Mobile, Ala.	St. Paul's Episcopal
29	Sebastian Castro	DB	5-11	204	So.	Oak Lawn, Ill.	Richards
19	Gaven Cooke	DB	6-1	189	Fr.	Kentfield, Calif.	Marin Catholic
15	* Dallas Craddieth	DB	5-11	205	Jr.	St. Louis, Mo.	Hazelwood Central
17	Brenden Deasfernandes	DB	6-0	189	#Fr.	Belleville, Mich.	Belleville
3	Cooper DeJean	DB	6-1	203	Fr.	Odebolt, Iowa	OA-BCIG
37	* Kyler Fisher	DB	5-11	225	So.	Farnhamville, Iowa	SE Valley
8	**** Matt Hankins	DB	6-0	185	Sr.	Lewisville, Texas	Marcus
27	Jermari Harris	DB	6-1	185	So.	Chicago, Ill.	Montini Catholic
21	Thomas Hartlieb	DB	5-11	195	So.	Madison, Wis.	Edgewood
28	*** Jack Koerner	DB	6-0	204	Sr.	Des Moines, Iowa	Dowling
11	AJ Lawson	DB	6-0	192	#Fr.	Decatur, Ill.	MacArthur
13	*** Henry Marchese	DB	6-3	199	Sr.	Vernon Hills, Ill.	Stevenson
26	** Kaevon Merriweather	DB	6-0	211	Jr.	Belleville, Mich.	Belleville
33	*** Riley Moss ^	DB	6-1	194	Sr.	Ankeny, Iowa	Centennial
12	Jaxon Rexroth	DB	6-2	193	Fr.	Cedar Rapids, Iowa	Xavier
22	** Terry Roberts	DB	5-10	180	Jr.	Erie, Pa.	Cathedral Prep
30	Quinn Schulte	DB	6-1	201	So.	Cedar Rapids, Iowa	Xavier
23	Xavior Williams	DB	5-11	192	Sr.	Burlington, Iowa	Notre Dame/Northern Iowa
44	** Seth Benson	LB	6-0	229	Jr.	Sioux Falls, S.D.	Washington
31	** Jack Campbell ^	LB	6-5	243	Jr.	Cedar Falls, Iowa	Cedar Falls
39	Eric Epenesa	LB	6-3	189	Fr.	Glen Carbon, Ill.	Edwardsville
41	Jaden Harrell	LB	6-2	231	Fr.	Urbandale, Iowa	Urbandale
34	* Jay Higgins ^	LB	6-2	227	So.	Indianapolis, Ind.	Brebeuf Jesuit Prep
5	* Jestin Jacobs	LB	6-4	236	So.	Englewood, Ohio	Northmont
46	Logan Klemp	LB	6-2	234	Jr.	Jewell, Iowa	South Hamilton
32	Eli Miller	LB	6-1	212	Fr.	Sedalia, Colo.	Lipscomp Acad./Valor Christian
43	Karson Sharar	LB	6-2	201	Fr.	Iowa Falls, Iowa	Iowa Falls-Alden
40	Josef Smith	LB	6-3	221	#Fr.	Britt, Iowa	West Hancock
35	Justice Sullivan	LB	6-2	233	Fr.	Eden Prairie, Minn.	Eden Prairie
25	Kelby Telander	LB	6-4	208	Fr.	North Liberty, Iowa	Liberty
36	* Mike Timm	LB	6-0	233	Jr.	Delafield, Wis.	Kettle Moraine
42	Zach Twedt	LB	6-3	229	Fr.	Story City, Iowa	Roland-Story
17	Wyatt Wegener	LB	6-2	212	#Fr.	Algona, Iowa	Algona
94	Yahya Black	DL	6-5	287	#Fr.	Marshall, Minn.	Marshall
86	Jeff Bowie	DL	6-5	268	Fr.	West Branch, Iowa	West Branch
88	Isaiah Bruce	DL	6-2	281	#Fr.	Lena, Ill.	Lena-Winslow
45	Deontae Craig	DL	6-3	263	#Fr.	Ft. Wayne, Ind.	Culver Academies
13	** Joe Evans	DE	6-2	248	Jr.	Ames, Iowa	Ames
49	Ethan Hurkett	DL	6-3	261	#Fr.	Cedar Rapids, Iowa	Xavier
95	Logan Jones	DL	6-3	282	#Fr.	Council Bluffs, Iowa	Lewis Central
85	Logan Lee	DL	6-5	277	So.	Orion, Ill.	Orion
59	Griffin Liddle	DL	6-3	267	Fr.	Bettendorf, Iowa	Bettendorf
48	Max Llewellyn	DL	6-5	232	Fr.	Urbandale, Iowa	Urbandale
51	Jeremiah Pittman	DL	6-3	303	Fr.	Palatine, Ill.	St. Viator
98	Chris Reames	DL	6-7	270	So.	Van Meter, Iowa	Van Meter
99	** Noah Shannon	DL	6-0	289	Jr.	Aurora, Ill.	Oswego
50	Louie Stec	DT	6-0	264	So.	LaGrange Park, Ill.	Nazareth
80	Brennan Sweeney	DE	6-3	243	Fr.	Waukon, Iowa	Waukon
91	Lukas Van Ness	DL	6-5	264	#Fr.	Barrington, Ill.	Barrington
97	** Zach VanValkenburg	DL	6-4	267	Sr.	Zeeland, Mich.	Zeeland West/Hillsdale College
92	** John Waggoner	DL	6-5	266	Jr.	Des Moines, Iowa	Dowling
86	Jameson Witte	DL	6-5	265	#Fr.	O'Fallon, Mo.	St. Dominic
96	Lucas Amaya	K	6-2	207	So.	Muskego, Wis.	Muskego
1	Aaron Blom	K	5-11	190	#Fr.	Oskaloosa, Iowa	Oskaloosa
44	Luke Elkin	LS	6-1	200	Fr.	Neenah, Wis.	Neenah
2	* Ryan Gersonde	P	6-4	197	Sr.	Milwaukee, Wis.	Marquette
50	Zach Kluver	LS	6-0	199	So.	Ankeny, Iowa	Centennial
45	Nick Phelps	P	5-10	205	Jr.	Kingsley, Iowa	Woodbury Central/N.D. State
97	Liam Reardon	LS	6-1	218	#Fr.	Chicago, Ill.	Mount Carmel
10	** Caleb Shudak	PK	5-8	178	Sr.	Council Bluffs, Iowa	Lewis Central
18	* Austin Spiewak	LS	6-1	237	Sr.	Rolling Meadows, Ill.	Fremd
9	* Tory Taylor ^	P	6-4	231	So.	Melbourne, Aus.	Haileybury College

2021 ROSTER BY POSITION

No.	Name	Pos.	Ht.	Wt.	Yr.	Hometown	High School/Previous
63	* Justin Britt	OL	6-4	302	So.	Indianapolis, Ind.	Warren Central
66	Jeremy Chaplin	OL	6-2	268	Fr.	Waverly, Iowa	Waverly-Shell Rock
77	Connor Colby	OL	6-6	298	Fr.	Cedar Rapids, Iowa	Kennedy
74	David Davidkov	OL	6-6	286	Fr.	Glenview, Ill.	New Trier
56	* Nick DeJong	OL	6-6	292	So.	Pella, Iowa	Pella
67	Gennings Dunker	OL	6-5	291	Fr.	Lena, Ill.	Lena-Winslow
76	Tyler Elsbury	OL	6-5	301	#Fr.	Byron, Ill.	Byron
55	Luke Empen	OL	6-4	289	Jr.	Clinton, Iowa	Northeast Goose Lake
69	Tyler Endres	OL	6-6	295	So.	Norwalk, Iowa	Norwalk
54	Matt Fagan	OL	6-5	287	Jr.	Council Bluffs, Iowa	St. Albert
52	Asher Fahey	OL	6-5	281	#Fr.	Waukon, Iowa	Waukon
58	Taylor Fox	OL	6-3	290	So.	Winthrop, Iowa	East Buchanan
73	** Cody Ince	OL	6-4	282	Jr.	Luck, Wis.	Unity
65	** Tyler Linderbaum	OL	6-3	290	Jr.	Solon, Iowa	Solon
53	Michael Myslinski	OL	6-3	278	Fr.	Jacksonville, Fla.	Bishop Kenny
79	** Jack Plumb	OL	6-7	296	Jr.	Green Bay, Wis.	Bay Port
78	Mason Richman	OL	6-6	296	#Fr.	Leawood, Kan.	Blue Valley
64	** Kyler Schott	OL	6-2	294	Sr.	Coggon, Iowa	North Linn
70	Beau Stephens	OL	6-6	300	Fr.	Blue Springs, Mo.	Blue Springs
57	Clayton Thurm	OL	6-4	281	So.	Williamsburg, Iowa	Williamsburg
75	Josh Volk	OL	6-4	308	#Fr.	Cedar Rapids, Iowa	Xavier
34	Zach Brand	RB	5-11	198	Fr.	Grimes, Iowa	Dallas Center-Grimes
1	Nolan Donald	RB	5-9	194	So.	Morton, Ill.	Morton
15	** Tyler Goodson ^	RB	5-10	199	Jr.	Suwanee, Ga.	North Gwinnett
20	Deavin Hilson	RB	6-1	192	Fr.	Des Moines, Iowa	North
21	*** Ivory Kelly-Martin	RB	5-10	200	Sr.	Plainfield, Ill.	Oswego East
17	Max White	RB	5-10	187	Fr.	Cedar Rapids, Iowa	Kennedy
25	Gavin Williams	RB	6-0	211	#Fr.	Altoona, Iowa	Dowling
4	Leshon Williams	RB	5-10	205	#Fr.	Chicago, Ill.	Richards
2	Deuce Hogan	QB	6-4	212	#Fr.	Southlake, Texas	Faith Christian
5	Joey Labas	QB	6-4	194	Fr.	Brecksville, Ohio	Brecksville-Broadview Hts.
8	* Alex Padilla	QB	6-1	197	So.	Greenwood Village, Colo.	Cherry Creek
7	* Spencer Petras	QB	6-5	233	Jr.	San Rafael, Calif.	Marin Catholic
14	Brody Brecht	WR	6-4	205	Fr.	Ankeny, Iowa	Ankeny
10	Arland Bruce, IV	WR	5-10	193	Fr.	Olathe, Kan.	Ankeny/Olathe North
19	** Max Cooper	WR	6-0	191	Sr.	Waukesha, Wis.	Catholic Memorial
26	Jamison Heinz	WR	6-0	205	#Fr.	Humboldt, Iowa	Humboldt
81	Desmond Hutson	WR	6-3	208	So.	Raytown, Mo.	Raytown
27	Jack Johnson	WR	6-0	193	#Fr.	West Des Moines, Iowa	Valley
6	Keagan Johnson	WR	6-1	197	Fr.	Bellevue, Neb.	Bellevue West
16	* Charlie Jones	WR	6-0	188	Sr.	Deerfield, Ill.	Deerfield/Buffalo
83	Alec Kritt	WR	5-11	195	So.	St. Charles, Ill.	St. Charles North
12	Quavon Matthews	WR	5-11	180	#Fr.	Largo, Fla.	Largo
89	** Nico Ragaini	WR	6-0	191	Jr.	East Haven, Conn.	Notre Dame/Avon Old Farms Prep
29	Jackson Ritter	WR	6-3	214	So.	Frankfort, Ill.	Lincoln-Way East
3	** Tyrone Tracy, Jr.	WR	5-11	201	Jr.	Indianapolis, Ind.	Decatur Central
0	Diante Vines	WR	6-0	193	#Fr.	Danbury, Conn.	The Taft School
18	Alec Wick	WR	6-1	180	Fr.	Iowa City, Iowa	Regina
88	Jackson Frericks	TE	6-6	229	So.	Cedar Falls, Iowa	Cedar Falls
86	Tommy Kujawa	TE	6-3	236	Sr.	Greendale, Wis.	Greendale
85	Luke Lachey	TE	6-6	248	#Fr.	Columbus, Ohio	Grandview
84	** Sam LaPorta ^	TE	6-4	249	Jr.	Highland, Ill.	Highland
49	Andrew Lentsch	TE	6-4	227	Fr.	West Des Moines, Iowa	Dowling
42	Denin Limouris	TE/FB	6-2	227	Fr.	Glen Ellyn, Ill.	Glenbard West
80	Josiah Miamen	TE	6-4	244	So.	Peoria, Ill.	Dunlap
82	Johnny Pascuzzi	TE	6-4	224	Fr.	Olathe, Kan.	Rockhurst
48	* Bryce Schulte	TE	6-3	245	Sr.	Cedar Rapids, Iowa	Xavier
87	Elijah Yelverton	TE	6-5	248	#Fr.	Royse City, Texas	Trinity Christian
40	* Turner Pallissard	FB	6-0	245	Jr.	Frankfort, Ill.	Lincoln-Way East
32	Johnny Plewa	FB	6-0	235	So.	Franklin, Wis.	Franklin
38	** Monte Pottebaum	FB	6-1	246	Jr.	Larchwood, Iowa	West Lyon

* - - indicates letters won; ^ - - redshirt year still available; # - - redshirt freshman

Lettermen Information

Lettermen Returning (41)

Offense (18)

Running Back (2)	** Tyler Goodson
	*** Ivory Kelly-Martin
Fullback (2)	* Turner Pallisard
	** Monte Pottebaum
Quarterback (2)	* Alex Padilla
	* Spencer Petras
Tight End (2)	** Sam LaPorta
	* Bryce Schulte
Wide Receiver (4)	** Max Cooper
	* Charlie Jones
	** Nico Ragaini
	** Tyrone Tracy, Jr.
Offensive Line (6)	* Justin Britt
	* Nick DeJong
	** Cody Ince
	** Tyler Linderbaum
	** Jack Plumb
	** Kyler Schott

Defense (19)

Defensive End (3)	** Joe Evans
	** Zach VanValkenburg
	** John Waggoner
Defensive Line (1)	** Noah Shannon
Linebacker (5)	** Seth Benson
	** Jack Campbell
	* Jay Higgins
	* Jestin Jacobs
	* Mike Timm
Defensive Back (10)	** Dane Belton
	* Reggie Bracy
	* Dallas Craddieth
	* Kyler Fisher
	**** Matt Hankins
	*** Jack Koerner
	*** Henry Marchese
	** Kaevon Merriweather
	*** Riley Moss
	** Terry Roberts

Specialists (4)

Kicker (1)	** Caleb Shudak
Punter (2)	* Ryan Gersonde
	* Tory Taylor
Long Snapper (1)	* Austin Spiewak

Returning Lettermen Breakdown (41)

4-year Lettermen:	_____ 1
3-year Lettermen:	_____ 4
2-year Lettermen:	_____ 20
1-year Lettermen:	_____ 16

Lettermen Lost (19)

Offense (9)

Fullback (1)	* Colton Dinsdale
Running Back (1)	** Mekhi Sargent
Offensive Line (4)	*** Cole Banwart
	* Coy Cronk
	*** Alaric Jackson
	*** Mark Kallenberger
Tight End (1)	*** Shaun Beyer
Wide Receiver (2)	** Brandon Smith
	*** Ihmir Smith-Marsette

Defense (9)

Defensive Tackle (4)	* Jack Heflin
	* Dalles Jacobus
	* Daviyon Nixon
	* Austin Schulte
Defensive End (1)	** Chauncey Golston
Linebacker (3)	* Nick Anderson
	*** Nick Niemann
	** Barrington Wade
Defensive Back (1)	* Julius Brents

Specialists (1)

Kicker (1)	*** Keith Duncan
------------	------------------

* - - indicates letters earned

Starters Information

Starters Returning (16, includes 3 specialists)

Reflects 2020 final game line-up. Number of 2020 starts in (), followed by career starts

Offense (6)

Fullback	Monte Pottebaum (3, 3)
Running Back	Tyler Goodson (11, 11)
Tight End	Sam LaPorta (5, 7)
Quarterback	Spencer Petras (8, 8)
Offensive Line	Cody Ince (6, 6)
	Tyler Linderbaum (21, 21)

Defense (7)

Defensive End	Zach Van Valkenburg (8, 8)
Linebacker	Seth Benson (7, 7)
Defensive Back	Dane Belton (8, 12)
	Matt Hankins (8, 27)
	Jack Koerner (8, 19)
	Kaevon Merriweather (5, 6)
	Riley Moss (8, 15)

Specialists (3)

Punter	Tory Taylor (8, 8)
Holder	Ryan Gersonde (8, 8)
Long Snapper	Austin Spiewak (8, 8)

Starters Lost (10, includes 1 specialist)

Offense (5)

Offensive Line	Cole Banwart (8, 17)
	Alaric Jackson (8, 42)
	Mark Kallenberger (4, 9)
Wide Receiver	Brandon Smith (8, 27)
	Ihmir Smith-Marsette (4, 20)

Defense (4)

Defensive End	Chauncey Golston (8, 21)
Defensive Tackle	Jack Heflin (7, 7)
	Daviyon Nixon (8, 9)
Linebacker	Nick Niemann (8, 21)

Specialists (1)

Kicker	Keith Duncan (8, 34)
--------	----------------------

Others Returning with Starting Experience

Number of 2020 starts in (), followed by career starts

Offense (5)

Offensive Line	Jack Plumb (2, 2)
	Kyler Schott (2, 8)
Running Back	Ivory Kelly-Martin (0, 6)
Wide Receiver	Nico Ragaini (2, 4)
	Tyrone Tracy, Jr. (4, 12)

Defense (3)

Defensive Line	Noah Shannon (1, 1)
Linebacker	Jack Campbell (0, 1)
	Jestin Jacobs (1, 1)

Specialists (2)

Punter	Ryan Gersonde (0, 3)
Kickoffs	Caleb Shudak (8, 21)

2021 Preseason Depth Chart by Class

Seniors (9)		Juniors (20)		Sophomores (10)		Redshirt Freshmen (6)	
DB	Matt Hankins (27)	LB/DB	Dane Belton (7)	OL	Justin Britt	DL	Yahya Black
WR	Charlie Jones	LB	Seth Benson (7)	DB	Sebastian Castro	DL	Deonte Craig
RB	Ivory Kelly-Martin (6)	LB	Jack Campbell (1)	OL	Nick DeJong	OL	Tyler Elsbury
DB	Jack Koerner (19)	DL	Joe Evans	DB	Jermari Harris	TE	Luke Lachey
DB	Riley Moss (15)	OL	Matt Fagan	LB	Jay Higgins	OL	Mason Richman
OL	Kyler Schott (8)	RB	Tyler Goodson (11)	LB	Jestin Jacobs (1)	DL	Lukas Van Ness
K	Caleb Shudak	OL	Cody Ince (6)	DL	Logan Lee		
LS	Austin Spiewak	TE	Sam LaPorta (7)	QB	Alex Padilla		
DL	Zach VanValkenburg (8)	OL	Tyler Linderbaum (21)	DB	Quinn Schulte		
		DB	Kaevon Merriweather (6)	P	Tory Taylor (8)		
		FB	Turner Pallisard				
		QB	Spencer Petras (8)				
		OL	Jack Plumb (2)				
		FB	Monte Pottebaum (3)				
		WR	Nico Ragaini (4)				
		DB	Terry Roberts				
		DL	Noah Shannon (1)				
		LB	Mike Timm				
		WR	Tyrone Tracy, Jr. (12)				
		DL	John Waggoner				

(Career starts in parenthesis where applicable)

Pronunciation Guide

#	Name	Pronunciation	#	Name	Pronunciation
	Head Coach Kirk Ferentz	FAIR-ints	59	Griffin Liddle	little
	Assistant Coach Brian Ferentz	FAIR-ints	42	Denin Limouris	luh-MORE-us
96	Lucas Amaya	Ah-MAY-ah	48	Max Llewellyn	lou-WELL-un
94	Yahya Black	WHY-yay	13	Henry Marchese	mar-CASE
1	Aaron Blom	BLOMB	14	Quavon Matthews	QWAY-vohn
86	Jeff Bowie	BO-ee	26	Kaevon Merriweather	KAY-vohn
14	Brody Brecht	BRECK-t	80	Josiah Miamen	me-AUH-mun
15	Dallas Craddieth	CRAD-ith	53	Michael Myslinski	miss-LIN-ski
45	Deontae Craig	dee-AUHN-tae	8	Alex Padilla	puh-DEE-ah
74	David Davidkov	DAVID-cough	40	Turner Pallissard	PAL-is-ard
17	Brenden Deasfernandes	dee-EZ-fur-nan-dez	82	Johnny Pascuzzi	pa-SKEW-zee
3	Cooper DeJean	DEE-jean	7	Spencer Petras	PEE-tris
56	Nick DeJong	dee-YOUNG	38	Monte Pottebaum	POT-uh-bomb
67	Gennings Dunker	Jennings	89	Nico Ragaini	ruh-GAIN-ee
44	Luke Elkin	L-kin	64	Kyler Schott	SHOT
69	Tyler Endres	AUN-drez	48	Bryce Schulte	SHUL-tee
52	Asher Fahey	FAY-hee	30	Quinn Schulte	SHUL-tee
90	Ryan Gersonde	gir-SAUN-day	43	Karson Sharar	SHIRE
41	Jaden Harrell	HAIR-uhl	40	Josef Smith	JOSEPH
27	Jermari Harris	jir-MAR-ee	84	Austin Spiewak	SPEE-wack
20	Deavin Hilson	DEV-in	25	Kelby Telander	TEA-land-ir
48	Ethan Hurkett	HERK-it	42	Zach Twedt	tweet
28	Jack Koerner	KERN-ir	18	Diante Vines	dee-AUHN-tae
86	Tommy Kujawa	KOO-yah-vuh	17	Wyatt Wegener	WEG-uh-nur
5	Joey Labas	LAY-bus	18	Alec Wick	wick
85	Luke Lachey	luh-SHAY	86	Jameson Witte	WHIT-ee
49	Andrew Lentsch	LENT-sch	87	Elijah Yelverton	YELL-vir-ton



4 - - **Dane Belton ^
Defensive Back
6-1, 205, Junior
Tampa, Fla. (Jesuit HS)

Hawk Item - - One of seven sophomores named to 2020 Leadership Group . . . one of eight true freshmen to see action in 2019 . . . earned Dean's List recognition, spring, 2021.

2021 - - Listed as first team outside linebacker following spring practice.

2020 Honors - - Honorable mention All-Big Ten by league coaches and media . . . **2020** - - Saw action in all eight games, recording 19 solo tackles and 14 assists, with 1.5 tackles for loss, one sack, five pass break-ups and one forced fumble . . . started at strong safety in 24-20 loss at Purdue . . . four tackles at Purdue, including two solo stops and two assists, to go with one pass break-up . . . started at the outside linebacker/cash position in 21-20 loss to Northwestern . . . four tackles vs. Northwestern, including three solo stops and one assist . . . started at outside linebacker/cash position in 49-7 win over Michigan State as offense allowed 59 rushing yards and 286 yards total offense . . . five tackles vs. MSU, including two solo stops and three assists, along with one pass break-up . . . started at strong safety in 35-7 win at Minnesota . . . three tackles at Minnesota, including one solo stop and two assists, along with career-best two pass break-ups . . . started at linebacker in 41-21 win at Penn State as defense allowed 62 net rushing yards . . . four tackles at Penn State, including three solo stops and one assist . . . also recorded first career QB sack and forced fumble, which led to an Iowa touchdown . . . started at outside linebacker in 26-20 win over Nebraska . . . three tackles vs. Nebraska, including one solo stop and two assists . . . started at outside linebacker in 35-21 win at Illinois . . . four tackles at Illinois, including three solo stops and one assist, with one pass break-up . . . started at strong safety in 28-7 win over #25 Wisconsin as defense allowed 56 net rushing yards and 225 yards total offense . . . matched career-high with six tackles vs. Badgers, including four solo stops and two assists, with a shared tackle for loss .

2019 Honors - - Academic All-Big Ten . . . **2019** - - Saw action in eight games, with four starts . . . recorded 33 tackles, including 20 solo stops and 13 assists . . . saw first action of career in 48-3 win over Middle Tennessee, recording two assisted tackles as defense allowed just 216 yards total offense . . . did not see action in 10-3 loss at #18 Michigan . . . did not see action in 17-12 loss to #9 Penn State . . . saw action in 26-20 win over Purdue as defense allowed just 33 net rushing yards . . . career-best six tackles vs. Purdue, including three solo stops and three assists . . . started at outside linebacker in 20-0 win at Northwestern as defense allowed just 64 net rushing yards and 202 yards total offense . . . recorded five tackles in first career start at Northwestern, including three solo tackles and two assists, along with one tackle for loss . . . saw action in 24-22 loss at #16 Wisconsin, recording three solo tackles . . . started at outside linebacker in 23-19 win over #7 Minnesota as defense allowed just 63 net rushing yards . . . five tackles vs. Minnesota, including four solo stops and one assist . . . started at outside linebacker in 19-10 win over Illinois, while also seeing action at safety . . . two tackles vs. Illinois, including one solo stop and one assist . . . saw action in 27-24 win at Nebraska . . . four tackles at Nebraska, including one solo stop and three assists . . . started at outside linebacker in 49-24 Holiday Bowl win over #22 USC as defense allowed just 22 net rushing yards . . . matched-career best with six tackles vs. USC, including five solo stops and one assist, with one tackle for loss.

High school honors - - Named second-team all-state as a junior after earning honorable mention recognition as a sophomore . . . first-team all-county as a junior and second team as a sophomore . . . **Career** - - Four-year football letterman as defensive back, wide receiver and return specialist . . . helped prep team reach state playoffs four straight years . . . four-year record of 43-8, including a 12-1 mark as a senior . . . recorded 67 tackles as a senior, with four interceptions and seven pass break-ups, while scoring four touchdowns . . . as a junior recorded 56 tackles, with four interceptions, five tackles for loss, four pass break-ups and three touchdowns . . . 49 tackles, three interceptions and four pass break-ups as a sophomore . . . one interception as a freshman . . . team captain as a junior and senior . . . also two-year track letterman.

Personal - - Born 12/7/2000 . . . health and human physiology major . . . parents are Deanna and Danny Belton . . . high school coach was Matt Thompson.

Career Bests

Tackles: _____ 6, three times, last vs. Wisconsin, 12/12/19
Solos: _____ 5 vs. USC, 12/27/1
Assists: _____ 3, three times, last vs. Michigan State, 11/7/20
Tackle for Loss: _____ 1, three times, last at Penn State, 11/21/2
QB Sack: _____ 1 at Penn State, 11/21/20
Forced Fumble: _____ 1 at Penn State, 11/21/20
Pass Break-Ups: _____ 2 vs. Minnesota, 11/13/20

Game-by-Game Defensive Stats

2019	Solo-Ast.	2020	Solo-Ast.
Miami _____ DNP		at Purdue _____	2-2
Rutgers _____ DNP		N'western _____	3-1
at IA State _____ DNP		Mich. State _____	2-3
MTSU _____ 0-2		at Minnesota _____	1-2
at Mich _____ DNP		at Penn St. _____	3-1
Penn State _____ DNP		Nebraska _____	1-2
Purdue _____ 3-3		at Illinois _____	3-1
at N'western _____ 3-2		Wisconsin _____	4-2
at Wisconsin _____ 3-0		Totals _____	19-14
Minnesota _____ 4-1			
Illinois _____ 1-1			
at Nebraska _____ 1-3			
USC (n) _____ 5-1			
Totals _____	15-12		

Career Statistics

Defense	Solo	Ast.	Total	T/Loss	Sacks	Int-Yds.	PBU	FF	RF
Freshman	20	13	33	2/3	0/0	0-0	0	0	0
Sophomore	19	14	33	1.5/7	1/6	0-0	5	1	0
Career	39	27	66	3.5/10	1/6	0-0	5	1	0



44 - - **Seth Benson
Linebacker
6-0, 229, Junior
Sioux Falls, S.D. (Washington HS)

Hawk-Item - - One of seven sophomores named to 2020 Leadership Group . . . redshirted in 2018 after seeing action in three games . . . one of 12 true freshmen to see action in 2018 . . . earned Dean's List recognition, fall, 2018, spring, 2019, fall, 2019, spring, 2020, fall, 2020, and spring, 2021.

2021 Honors - - Preseason third-team All-Big Ten by Phil Steele . . . **2021** - - Listed as first team middle linebacker following spring practice.

2020 Honors - - Honorable mention All-Big Ten by league media . . . Academic All-Big Ten for second year . . . Big Ten Distinguished Scholar . . . **2020** - - Started final seven games after missing opening game due to injury . . . recorded 26 solo tackles and 21 assists, with three tackles for loss and two sacks . . . did not see action in 24-20 loss at Purdue due to injury . . . started at middle linebacker in 21-20 loss to Northwestern in first action of the season . . . career-high 13 tackles vs. Northwestern, including 10 solo stops and three assists, along with two QB pressures . . . started at middle linebacker/cash position in 49-7 win over Michigan State as offense allowed 59 rushing yards and 286 yards total offense . . . eight tackles vs. MSU, including two solo stops and six assists . . . started at middle linebacker in 35-7 win at Minnesota . . . seven tackles at Minnesota, including four solo stops and three assists . . . started at middle linebacker in 41-21 win at Penn State as defense allowed just 62 net rushing yards . . . eight tackles at PSU, including four solo stops and four assists, with a shared tackle for loss . . . started at middle linebacker in 26-20 win over Nebraska . . . four tackles vs. Nebraska, including three solo stops and one assist, with one QB sack . . . started at middle linebacker in 35-21 win at Illinois . . . three tackles at Illinois, including one solo tackle and two assists, along with one QB pressure . . . started at middle linebacker in 28-7 win over #25 Wisconsin as defense allowed 56 net rushing yards and 225 yards total offense . . . four tackles vs. Badgers, including two solo stops and two assists, with 1.5 tackles for loss and one sack.

2019 Honors -- Academic All-Big Ten ... **2019** -- Saw action in all 13 games, recording six solo tackles and five assists ... saw action in 38-14 win over Miami, recording two solo tackles and two assists as defense allowed just 59 net rushing yards ... saw action in 30-0 win over Rutgers, recording one assisted tackle as defense allowed just 125 yards total offense ... saw action in 18-17 win at Iowa State, recording two assisted tackles ... saw action in 48-3 win over Middle Tennessee, recording one solo tackle as defense allowed just 216 yards total offense ... saw action in 10-3 loss at #18 Michigan, but had no statistics ... saw action in 17-12 loss to #9 Penn State, but had no statistics ... saw action in 26-20 win over Purdue, but had no statistics as defense allowed just 33 net rushing yards ... saw action in 20-0 win at Northwestern, recording one solo tackle as defense allowed just 64 net rushing yards and 202 yards total offense ... saw action in 24-22 loss at #16 Wisconsin, but had no statistics ... saw action in 23-19 win over #7 Minnesota, recording one solo tackle ... saw action in 19-10 win over Illinois, but had no statistics ... saw action in 27-24 win at Nebraska, but had no statistics ... saw action in 49-24 Holiday Bowl win over #22 USC, recording one solo tackle as defense allowed just 22 net rushing yards.

2018 -- Saw action in three games, but had no statistics.

High school honors -- Named South Dakota Gatorade Player of the Year as a senior ... first-team elite all-state as a junior and senior ... first-team all-conference as a junior and senior ... **Career** -- Four-year football letterman as linebacker, quarterback and running back ... ranks fourth all-time at Washington HS with 236 career tackles ... helped prep team win three state championships, posting a three-year record of 35-1, including a 34-game winning streak ... recorded 105 tackles as a senior, with 13 tackles for loss, six sacks and four caused fumbles ... team captain as a senior ... also lettered in basketball, track and baseball.

Personal -- Born 7/27/99 ... health and human physiology major ... earned academic all-state recognition with a 4.0 prep GPA ... named Student of the Year as a freshman and junior ... parents are JoElle and Chuck Benson ... high school coach was Chad Stadem.

Career Bests

Tackles: _____ 13 vs. Northwestern, 10/31/20
 Solos: _____ 10 vs. Northwestern, 10/31/20
 Assists: _____ 6 vs. Michigan State, 11/7/20
 QB Sack: _____ 1, twice, last vs. Wisconsin, 12/12/20
 Tackle for Loss: _____ 1.5 vs. Wisconsin, 12/12/20
 QB Pressures: _____ 2 vs. Northwestern, 10/31/20

Game-by-Game Defensive Stats

2019	Solo-Ast.	2020	Solo-Ast.
Miami	2-2	at Purdue	INJ
Rutgers	0-1	N'western	10-3
at IA State	0-2	Mich. State	2-6
MTSU	1-0	at Minnesota	4-3
at Mich	0-0	at Penn St.	4-4
Penn State	0-0	Nebraska	3-1
Purdue	0-0	at Illinois	1-2
at N'western	1-0	Wisconsin	2-2
at Wisconsin	0-0	Totals	26-21
Minnesota	1-0		
Illinois	0-0		
at Nebraska	0-0		
USC (n)	1-0		
Totals	6-5		

Career Statistics

Defense	Solo	Ast.	Total	T/Loss	Sacks	Int-Yds.	PBU	FF	RF
Freshman	6	5	11	0/0	0/0	0-0	0	0	0
Sophomore	26	21	47	3/21	2/11	0-0	0	0	0
Career	32	26	58	3/21	2/11	0-0	0	0	0



94 - - Yahya Black (WHY-yay)

Defensive Line
6-5, 287, Redshirt Freshman
Marshall, Minn. (Marshall HS)

Hawk Item -- One of eight true freshmen to see action in 2020 ... redshirted after seeing action in four games.

2021 -- Listed as first team right tackle following spring practice.

2020 -- Saw action in four games, recording one solo tackle and two assists, including a shared tackle for loss ... did not see action in 24-20 loss at Purdue ... did not see action in 21-20 loss to Northwestern ... did not see action in 49-7 win over Michigan State ... saw first action of career in 35-7 win at Minnesota ... two tackles at Minnesota, including one solo tackle and one assist for first career statistics ... saw action in 41-21 win at Penn State as defense allowed just 62 net rushing yards ... one assisted tackle at PSU, which was a tackle for loss ... saw action in 26-20 win over Nebraska, but had no statistics ... saw action in 35-21 win at Illinois, but had no statistics ... did not see action in 28-7 win over #25 Wisconsin.

High School Honors -- Earned all-state honors as a senior while being named district Defensive Player of the Year ... district Defensive Lineman of the Year as a junior ... **Career** -- Earned three letters while playing defensive end and tackle ... helped prep team reach state playoffs as a sophomore and junior, as team posted a three-year record of 29-4 ... holds school record for career sacks (17.5) ... team captain as a senior ... also earned four letters in track and three in basketball.

Personal -- Born 4/21/02 ... open major ... parents are Wendy and Richard Black ... high school coach was Terry Bahlmann.

Career Bests

Tackles: _____ 2 at Minnesota, 11/13/20
 Solos: _____ 1 at Minnesota, 11/13/20
 Assists: _____ 1, twice, last at Penn State, 11/21/20
 Tackle for Loss: _____ .5 at Penn State, 11/21/20

Game-by-Game Defensive Stats

2020	Solo-Ast.
at Purdue	INJ
N'western	INJ
Mich. State	INJ
at Minnesota	1-1
at Penn St.	0-1
Nebraska	0-0
at Illinois	0-0
Wisconsin	DNP
Totals	1-2

Career Statistics

Defense	Solo	Ast.	Total	T/Loss	Sacks	Int-Yds.	PBU	FF	RF
Freshman	1	2	3	.5/1	0/0	0-0	0	0	0




1 -- Aaron Blom (Blomb)
Kicker
5-11, 190, Redshirt Freshman
Oskaloosa, Iowa (Oskaloosa HS)

2020 -- Redshirted after joining the program as a walk-on . . . earned President's List and Dean's List recognition, spring, 2021.

High school honors -- Named first-team all-state as a senior and freshman . . . second-team all-state as a junior . . . third-team all-state as a sophomore . . .

Career -- Four-year football letterman as kicker and linebacker . . . helped prep football team reach state playoffs four straight seasons with four-year record of 27-13 . . . holds school records for longest field goal, field goals in a season and career, most consecutive PATs, most PATs in a game and career . . . made 6-7 field goals and 24-25 PATs as a senior, with 15 touchbacks and 36 tackles on defense . . . converted 4-9 field goals and 44-45 PATs as a junior, with 35 touchbacks and 52 tackles on defense . . . converted 2-7 field goals and 50-51 PATs as a sophomore, with 27 touchbacks . . . converted 10-14 field goals and 29-30 PATs as a freshman . . . team captain as a senior . . . also lettered in soccer and track.

Personal -- Born 9/24/01 . . . human physiology major . . . member of prep Honor Roll . . . parents are Michelle and Jay Blom . . . high school coach was Jake Jenkins.



86 -- Jeff Bowie (BO-ee)
Defensive Line
6-5, 268, Freshman
West Branch, Iowa (West Branch HS)

High school honors -- Earned first-team all-state and all-district honors on defense as a senior . . . district MVP and team captain as a senior . . . first-team all-state and all-district as a junior, while also being named district MVP on defense . . . second-team all-district as a sophomore . . . honorable mention all-district as a freshman . . . **Career** -- Four-

year letterman as offensive and defensive lineman, helping prep team post a 33-7 record while reaching state playoffs four straight years . . . holds school records for longest fumble return and longest return for a touchdown (93 yards) . . . recorded 20.5 tackles as a senior, with 11 tackles for loss, four sacks, and one forced and one recovered fumble . . . had 44.5 tackles as a junior, with 22 tackles for loss and 6.5 sacks . . . forced two fumbles as a junior, with a 93-yard touchdown return and one safety . . . had 31.5 tackles as a sophomore, including 11.5 tackles for loss and seven sacks, with one forced fumble and one safety . . . finished with 33.5 tackles as a freshman, with 14 tackles for loss, 8.5 sacks, two forced fumbles and one recovered fumble . . . team captain as a senior . . . also earned four letters in basketball.

Personal -- Born 6/3/03 in Iowa City, Iowa . . . business studies major . . . academic all-district four straight years . . . parents are Deb Belknap and Tom Bowie . . . high school coach was Butch Pedersen.



7 -- Reggie Bracy ^
Defensive Back
6-0, 206, Sophomore
Mobile, Ala. (St. Paul's Episcopal HS)

Hawk Item -- One of eight true freshmen to see action in 2020, playing in all eight games.

2020 -- Saw action in all eight games, recording three solo tackles and one assist . . . saw action in 24-20 loss at Purdue, but had no statistics . . . saw action in 21-20 loss to Northwestern, but had no statistics . . . saw action in 49-7 win over Michigan State as defense allowed 59 rushing yards and 286 yards total offense . . . two tackles vs. MSU, including one solo stop and one assist . . . saw action in 35-7 win at Minnesota . . . two solo tackles and one pass break-up at Minnesota . . . saw action on special teams in 41-21 win at Penn State, but had no statistics . . . saw action on special teams in 26-20 win over Nebraska, but had no statistics . . . saw action in 35-21 win at Illinois, but had no statistics . . . saw action in 28-7 win over #25 Wisconsin, but had no statistics as defense allowed 56 net rushing yards and 225 yards total offense.

High School Honors -- First-team all-state and all-region as a senior . . . second-team all-state as a junior . . . first-team all-region as a junior . . . first-team all-region as a sophomore . . . **Career** -- Lettered in football, track, and basketball . . . led team in tackles as a sophomore and senior . . . team reached state playoffs four straight years, winning state title as a sophomore while posting four-year record of 41-11 . . . team captain as a senior . . . recorded 89 tackles as a senior, with six tackles for loss, three sacks, seven pass break-ups, and one interception.

Personal -- Born 11/6/01 . . . given name is Harry Reginald Bracy, II . . . open major . . . Honor Roll student for three years . . . parents are Lanesha and Harry Bracy . . . high school coach was Steve Mask.

Career Bests

Tackles: _____ 2, twice, last time at Minnesota, 11/13/20
Solos: _____ 2 at Minnesota, 11/13/20
Assists: _____ 1 vs. Michigan State, 11/7/20
Pass Break-Ups: _____ 1 at Minnesota, 11/13/20

Game-by-Game Defensive Stats

2020	Solo-Ast.
at Purdue	____ 0-0
N'western	____ 0-0
Mich. State	____ 1-1
at Minnesota	____ 2-0
at Penn St.	____ 0-0
Nebraska	____ 0-0
at Illinois	____ 0-0
Wisconsin	____ 0-0
Totals	____ 3-1

Career Statistics

Defense	_Solo	Ast.	Total	T/Loss	_Sacks	_Int-Yds.	_PBU	_FF	_RF
Freshman	_ 3	_ 1	_ 4	_ 0/0	_ 0/0	_ 0-0	_ 1	_ 0	_ 0



14 - - Brody Brecht (BRECK-t)
Wide Receiver
6-4, 205, Freshman
Ankeny, Iowa (Ankeny HS)

Hawk Item -- Will be a dual-sport athlete at Iowa, where he will be a right-handed pitcher for the Iowa baseball program.

High school honors -- Named to *Des Moines Register* Elite All-State team as a junior and senior . . . earned first-team all-district and all-state honors as a junior

and senior . . . **Career** -- Four-year letterman as wide receiver . . . prep team won state title as a senior, posting an 11-1 record . . . holds school records for career receptions (124), receiving yards (2,269) and touchdown receptions (29) . . . had 42 receptions for 599 yards and 12 touchdowns as a senior . . . made 35 receptions for 796 yards and seven touchdowns as a junior . . . had 513 yards and six touchdowns on 30 receptions as a sophomore . . . caught 17 passes for 361 yards and four touchdowns as a freshman . . . team captain as a junior and senior . . . also earned four letters in baseball and track . . . baseball honors following junior season included first-team Elite All-State and first-team all-district honors.

Personal -- Born 9/27/02 . . . business major . . . earned Academic Achievement Award in all three sports . . . earned CIML Conference All-Academic Recognition . . . parents are Kelcy and Aaron Brecht . . . high school coach was Rick Nelson.



63 - - *Justin Britt
Offensive Line
6-4, 302, Sophomore
Indianapolis, Ind. (Warren Central HS)

Hawk Item -- Enrolled in 2019 spring semester and participated in spring practice . . . one of eight true freshmen to see action in 2019 . . . redshirted in 2019 after seeing action in just four games.

2021 -- Listed as second team right guard following spring practice.

2020 -- Did not see action in 24-20 loss at Purdue . . . did not see action in 21-20 loss to Northwestern . . . saw action in 49-7 win over Michigan State as offense rushed for 226 yards and gained 405 yards total offense . . . saw action in 35-7 win at Minnesota as offense rushed for 235 yards . . . did not see action in 41-21 win at Penn State . . . did not see action in 26-20 win over Nebraska . . . saw action in 35-21 win at Illinois at offense gained 424 yards total offense . . . saw action in 28-7 win over #25 Wisconsin.

2019 -- Saw action in four games . . . saw first action of college career in 38-14 win over Miami as offense gained 213 net rushing yards and 465 yards total offense . . . saw action in 30-0 win over Rutgers as offense gained 438 yards total offense . . . did not see action in 18-17 win at Iowa State . . . saw action in 48-3 win over Middle Tennessee State as offense gained 644 yards total offense . . . did not see action in 10-3 loss at #18 Michigan . . . did not see action in 17-12 loss to #9 Penn State . . . saw action at right guard in 26-20 win over Purdue . . . did not see action in 20-0 win at Northwestern due to injury . . . did not see action in 24-22 loss at #16 Wisconsin . . . did not see action in 23-19 win over #7 Minnesota . . . did not see action in 19-10 win over Illinois . . . did not see action in 27-24 win at Nebraska . . . did not see action in 49-24 Holiday Bowl win over #22 USC.

High school honors -- Missed senior year of football because of injury . . . earned all-state top 50 honors as a junior . . . all-conference as a sophomore and junior . . . **Career** -- Three-year football letterman, helping prep team post 17-6 record as a sophomore and junior, while team posted 14-0 record his senior year . . . team captain as a senior.

Personal -- Born 9/11/2000 . . . art major . . . member of prep Honor Roll . . . father is Samuel Britt . . . one of three players from Indianapolis on Iowa roster . . . attended same high school as DB Julius Brents . . . high school coach was Jayson West.



10 - - Arland Bruce IV
Wide Receiver
5-10, 193, Freshman
Olathe, Kan. (Ankeny/Olathe North)

Hawk Item -- Enrolled in 2021 spring semester and participated in spring practice . . . attended Olathe North High School in Olathe, Kansas, prior to senior season at Ankeny, Iowa HS.

High school honors -- Named to *Des Moines Register* Elite All-State team as a senior . . . named a first-team

all-state running back as a senior . . . Kansas City Metro Player of the Year as a junior while earning first-team all-state honors as a running back . . . earned second-team all-state honors as a sophomore quarterback, while earning first-team all-conference honors . . . honorable mention all-conference as a freshman . . . **Career** -- As a prep played wide receiver, quarterback, running back and defensive back . . . helped prep team post 10-3 record as a junior and 11-1 as a senior while winning Iowa state championship . . . in six games as a senior, rushed 81 times for 660 yards and eight touchdowns, along with 30 receptions for 451 yards and five touchdowns . . . as a junior rushed for 2,479 yards and 43 touchdowns, while passing for 404 yards and five scores . . . rushed for 1,379 yards as a sophomore, with 1,209 passing yards and 35 total touchdowns . . . rushed for 819 yards and five touchdowns as a freshman . . . also lettered in baseball and basketball.

Personal -- Born 9/26/02 in Merriam, Kansas . . . business major . . . mother is Linda Bruce . . . high school coach at Ankeny was Rick Nelson . . . high school coach at Olathe North was Chris McCartney.



88 - - Isaiah Bruce
Defensive Line
6-2, 281, Redshirt Freshman
Lena, Ill. (Lena-Winslow HS)

2020 -- Redshirted . . . did not see any game action.

High School Honors -- First-team all-state and all-conference as running back and defensive end as a junior and senior . . . conference MVP as a junior and senior . . . first-team all-conference as tight end and defensive end as a sophomore . . . **Career** -- Three-

year football letterman as running back and defensive end . . . helped prep team advance to state playoffs four straight years, while winning state title as a sophomore and junior . . . four-year record of 47-5, including two 14-0 seasons . . . first player in school history to win consecutive MVP honors . . . team captain as a senior . . . rushed 84 times for 1,052 yards and 16 touchdowns as a senior, while recording 38 tackles on defense with 16 tackles for loss . . . rushed 66 times for 907 yards and 15 touchdowns as a junior, and had 37 tackles and 11 tackles for loss . . . 15 receptions for 413 yards and nine touchdowns as a sophomore, while collecting nine tackles and five tackles for loss . . . also lettered in track.

Personal -- Born 10/29/01 . . . open major . . . parents are Karmen Chambers and Will Bruce . . . high school coach was Ric Arand.



31 - - **Jack Campbell ^
Linebacker
6-5, 243, Junior
Cedar Falls, Iowa (Cedar Falls HS)

Hawk Item - - One of seven sophomores named to 2020 Leadership Group . . . one of eight true freshmen to see action in 2019 . . . earned Dean's List recognition, spring, 2021.

2021 Honors - - Preseason third-team All-Big Ten by Athlon Sports . . . **2021** - - Listed as first team weakside linebacker following spring practice.

2020 Honors - - Academic All-Big Ten . . . **2020** - - Saw action in final five games . . . recorded 29 tackles, including 21 solo stops and eight assists, with 4.5 tackles for loss and one sack . . . also recorded three pass break-ups, one interception and one forced fumble . . . did not see action in 24-20 loss at Purdue due to illness . . . did not see action in 21-20 loss to Northwestern due to illness . . . did not see action in 49-7 win over Michigan State due to illness . . . saw first action of the season in 35-7 win at Minnesota . . . career-high five solo tackles at Minnesota . . . saw action in 41-21 win at Penn State as defense allowed just 62 net rushing yards . . . career-high seven tackles at PSU, including four solo stops and three assists . . . also recorded first career sack and forced fumble at PSU . . . saw action in 26-20 win over Nebraska . . . career-high eight tackles vs. Nebraska, including six solo stops and two assists, while collecting two tackles for loss . . . saw action in 35-21 win at Illinois . . . five tackles at Illinois, including three solo stops and two assists . . . saw action in 28-7 win over #25 Wisconsin as defense allowed 56 net rushing yards and 225 yards total offense . . . first career interception came in own endzone to stop a Badger scoring threat in the fourth quarter . . . four tackles vs. the Badgers, including three solo stops and one assist, while also collecting one tackle for loss and three pass break-ups.

2019 - - Saw action in 11 games, recording two solo tackles and three assists . . . saw first action of career in 18-17 win at Iowa State, but had no statistics . . . saw action in 48-3 win over Middle Tennessee, but had no statistics as defense allowed just 216 yards total offense . . . saw action in 10-3 loss at #18 Michigan, but had no statistics . . . saw action in 17-12 loss to #9 Penn State, recording one assisted tackle for first career stop . . . saw action in 26-20 win over Purdue as defense allowed just 33 net rushing yards . . . career-best four tackles vs. Purdue, including two solo stops and two assists . . . saw action in 20-0 win at Northwestern, but had no statistics as defense allowed just 64 net rushing yards and 202 yards total offense . . . saw action in 24-22 loss at #16 Wisconsin, but had no statistics . . . saw action in 23-19 win over #7 Minnesota, but had no statistics . . . saw action in 19-10 win over Illinois, but had no statistics . . . saw action in 27-24 win at Nebraska, but had no statistics . . . saw action in 49-24 Holiday Bowl win over #22 USC, but had no statistics.

High school honors - - Named to Des Moines Register Elite 8 listing as a senior . . . named to All-Iowa Elite all-state team by Des Moines Register as a senior . . . voted captain of Class 4A all-state team . . . earned first-team all-district honors and named District Defensive Player of the Year . . . named to all-metro team and earned Golden Hammer Award as top defensive player on prep team . . . first-team all-state as a junior by Des Moines Register . . . first-team all-district and all-metro as a junior, while also earning team Golden Hammer Award . . . earned second-team all-district and all-metro honors as a sophomore . . . **Career** - - Three-year football letterman at linebacker . . . helped prep team reach state playoffs as a junior and senior, while posting three-year record of 27-6 . . . prep team claimed district title as a junior and senior after sharing title as a sophomore . . . prep team reached state quarterfinals as a junior and finished as state runner-up as a senior . . . holds school record for tackles in a season (168 as a senior) and career (338) . . . 168 tackles as a senior included 12.5 tackles for loss, five sacks, five pass break-ups, and two blocked kicks, with one touchdown return . . . recorded 111 tackles as a junior, including eight tackles for loss, five sacks, five pass break-ups, five pressures, one interception and one fumble recovery . . . as a sophomore collected 59 tackles, with six tackles for loss and one sack . . . team captain as a junior and senior . . . also lettered in basketball and track.

Personal - - Born 8/22/2000 . . . enterprise leadership major . . . four-year member of prep Honor Roll . . . parents are Amy and Jeremy Eastman and Jen and Dave Campbell . . . one of two players from Cedar Falls on Iowa roster . . . attended same high school as TE Jackson Frericks . . . high school coach was Brad Remmert.

Career Bests

Tackles: _____ 8 vs. Nebraska, 11/27/20
Solos: _____ 6 vs. Nebraska, 11/27/20
Assists: _____ 3 at Penn State, 11/21/20
QB Sack: _____ 1 at Penn State, 11/21/20
Interception: _____ 1 vs. Wisconsin, 12/12/20
Tackle for Loss: _____ 2 vs. Nebraska, 11/27/20
Forced Fumble: _____ 1 at Penn State, 11/21/20
Pass Break-Ups: _____ 3 vs. Wisconsin, 12/12/20

Game-by-Game Defensive Stats

2019 _____ Solo-Ast.	2020 _____ Solo-Ast.
Miami _____ DNP	at Purdue _____ Illness
Rutgers _____ DNP	N'western _____ Illness
at IA State _____ 0-0	Mich. State _____ Illness
MTSU _____ 0-0	at Minnesota _____ 5-0
at Mich _____ 0-0	at Penn St. _____ 4-3
Penn State _____ 0-1	Nebraska _____ 6-2
Purdue _____ 2-2	at Illinois _____ 3-2
at N'western _____ 0-0	Wisconsin _____ 3-1
at Wisconsin _____ 0-0	Totals _____ 21-8
Minnesota _____ 0-0	
Illinois _____ 0-0	
at Nebraska _____ 0-0	
USC (n) _____ 0-0	
Totals _____ 2-3	

Career Statistics

Defense	_Solo	_Ast.	_Total	_T/Loss	_Sacks	_Int.	_Yds.	_QBH	_PBU	_FF	_RF
Freshman	_2	_3	_5	_0/0	_0/0	_0-0	_0	_0	_0	_0	_0
Sophomore	_21	_8	_29	_4.5/21	_1/8	_1-0	_0	_3	_1	_0	_0
Career	_23	_11	_34	_4.5/21	_1/8	_1-0	_0	_3	_1	_0	_0



29 - - Sebastian Castro
Defensive Back
5-11, 204, Sophomore
Oak Lawn, Ill. (Richards HS)


2021 - - Listed as second team strong safety following spring practice.

2020 - - Saw first action of career in 49-7 win over Michigan State, but had no statistics as defense allowed 59 rushing yards and 286 yards total offense.

2019 - - Redshirted . . . did not see any game action.

High school honors - - Player of the Year by The Reporter and Daily Southtown as a senior . . . SSC Red Player of the Year as a junior and senior . . . earned first-team all-state honors by the Champaign News-Gazette as a junior and senior . . . first-team all-conference and all-area by the IHSFCA as a junior and senior . . . first-team all-conference and all-area for three straight years . . . **Career** - - Three-year football letterman as defensive back and quarterback . . . helped team post three-year record of 26-7, while advancing to state playoffs three straight seasons, including state semifinals as a senior . . . three-year defensive totals include 210 tackles, 12 tackles for loss, six forced fumbles, four recovered fumbles, 11 interceptions, and seven pass break-ups . . . on offense completed 121-of-206 pass attempts for 1,727 yards and 16 touchdowns, while rushing 161 times for 1,145 yards and 14 touchdowns . . . recorded 95 tackles and five interceptions as a senior, with five tackles for loss, three pass break-ups, three forced fumbles, and two recovered fumbles . . . on offense passed for 421 yards and four touchdowns and rushed for 678 yards and nine touchdowns . . . 52 tackles as a junior, with two tackles for loss, two pass break-ups, and one caused and recovered fumble . . . on offense had 1,301 passing yards and 12 touchdowns and 467 rushing yards and five touchdowns . . . collected 63 tackles as a sophomore, with six interceptions, five tackles for loss, two caused fumbles, two pass break-ups, and two defensive touchdowns . . . team captain as a junior and senior . . . also lettered in track.

Personal - - Born 10/14/2000 . . . open major . . . mother is Ruby Gonzalez . . . high school coach was Tony Sheehan.



66 - Jeremy Chaplin
Offensive Line
6-2, 268, Freshman
Waverly, Iowa (Waverly-Shell Rock HS)

High school honors - - Named first-team all-state offensive lineman by Des Moines Register as a senior . . . second-team all-state offensive lineman as a junior and senior by Iowa Newspaper Association . . . first-team all-district offensive lineman as a junior and senior . . . **Career** - - Three-year football letterman as offensive and defensive lineman . . . helped prep team reach state playoffs as a sophomore and junior with combined 16-4 record . . . team captain as a senior . . . collected 32 tackles as a senior, with seven tackles for loss and one sack . . . 8.5 tackles and one tackle for loss as a junior . . . also three-year baseball letterman.

Personal - - Born 3/22/02 . . . open major . . . named to academic all-district team as a junior and senior . . . parents are Angie and Casey Chaplin . . . high school coach was Mark Hubbard.



77 - Connor Colby
Offensive Line
6-6, 298, Freshman
Cedar Rapids, Iowa (Kennedy HS)

Hawk Item - - Enrolled in 2021 spring semester and participated in spring practice.

2021 - - Listed as second team right tackle following spring practice.

High school honors - - Named to Des Moines Register Elite All-State team as a senior . . . named first-team all-state as a junior and senior . . . **Career** - - Earned three letters as an offensive lineman as prep . . . helped team reach state playoffs three straight seasons while posting 20-10 overall record . . . as a senior had two rushing attempts for 38 yards and one touchdown . . . team captain as a senior.

Personal - - Born 1/16/03 . . . sports and recreational management major . . . parents are Susy and Jeff Colby . . . high school coach was Brian White.



19 - **Max Cooper ^
Wide Receiver
6-0, 191, Senior
Waukesha, Wisconsin (Catholic Memorial HS)

Hawk Item - - Will take advantage of additional year of eligibility and compete in 2021 . . . one of 10 true freshmen to see action in 2017 . . . Dean's List, fall, 2020.

2020 - - Did not see any game action . . . missed majority of season due to preseason injury.

2019 Honors - - Comeback Player of the Year, offense . . . Next Man In Award, special teams . . . **2019** - - Saw action in eight games, recording one reception and five punt returns . . . did not see action in 38-14 win over Miami due to injury . . . did not see action in 30-0 win over Rutgers due to injury . . . did not see action in 18-17 win at Iowa State due to injury . . . saw first action of season in 48-3 win over Middle Tennessee, but had no statistics as offense gained 644 yards total offense . . . did not see action in 10-3 loss at #18 Michigan . . . did not see action in 17-12 loss to #9 Penn State . . . saw action in 26-20 win over Purdue, recording one punt return for two yards . . . saw action in 20-0 win at Northwestern, but had no statistics . . . saw action in 24-22 loss at #16 Wisconsin . . . one reception for minus three yards and one punt return for no gain at Wisconsin . . . saw action in 23-19 win over #7 Minnesota, but had no statistics . . . saw action in 19-10 win over Illinois as offense gained 387 yards total offense . . . one punt return for career-best 16 yards vs. Illinois . . . saw action in 27-24 win at Nebraska, but had no statistics . . . saw action in 49-24 Holiday Bowl win over #22 USC, recording two punts returns.

2018 - - Saw action in 33-7 win over Northern Illinois, recording one reception for five yards . . . saw action in 13-3 win over Iowa State, recording one reception for three yards . . . saw action in 38-14 win over Northern Iowa, recording one reception for seven yards as offense gained 545 yards total offense . . . recorded one solo tackle on special teams . . . saw action in 28-17 loss to #18 Wisconsin, but had no statistics . . . saw action in 48-31 win at Minnesota, but had no statistics as offense gained 420 yards total offense . . . saw action in 42-16 win at Indiana, recording one rushing attempt for nine yards as offense gained 479 yards total offense . . . did not see action in 23-0 win over Maryland due to injury . . . did not see action in 30-24 loss at #17 Penn State due to injury . . . did not see action in 38-36 loss at Purdue due to injury . . . saw action in 14-10 loss to Northwestern, but had no statistics . . . suffered injury late in Northwestern game and missed remainder of season.

2017 - - Did not see action in 24-3 win over Wyoming . . . did not see action in 44-41 OT win at Iowa State . . . saw first action of career in 31-14 win over North Texas as offense gained 435 yards total offense, but had no statistics . . . did not see action in 21-19 loss to #4 Penn State . . . did not see action in 17-10 loss at Michigan State . . . saw action in 45-16 win over Illinois, but had no statistics as offense gained 441 yards total offense . . . saw action in 17-10 OT loss at Northwestern, but had no statistics . . . did not see action in 17-10 win over Minnesota . . . did not see action in 55-24 win over #3 Ohio State . . . did not see action in 38-14 loss at #6 Wisconsin . . . saw action in 24-15 loss to Purdue, but had no statistics . . . saw action in 56-14 win at Nebraska as offense rushed for 313 yards and gained 505 yards total offense . . . one punt return for 12 yards at Nebraska, his first return of the season . . . saw action in 27-20 Pinstripe Bowl win over Boston College, but had no statistics.

High school honors - - Earned first-team all-conference, all-region, and all-area honors as a senior . . . honorable mention all-state as a junior . . . first-team all-conference and all-region as a junior . . . **Career** - - Three-year football letterman as quarterback and defensive back . . . holds school records for receptions, yards, and receiving touchdowns in a season and career . . . helped prep team post two-year record of 25-3, while reaching state championship game as a junior and winning state title as a senior . . . recorded 50 receptions for 1,024 yards and 17 touchdowns as a senior, including four receptions for 78 yards and one touchdown in Division 3 championship game . . . collected 40 receptions for 865 yards and 14 touchdowns as a junior, with 93 yards on kickoff returns and 186 yards on punt returns . . . as a sophomore had 15 receptions for 150 yards and three touchdowns, with 129 yards on kickoff returns and 121 yards on punt returns . . . team captain as a senior . . . lettered in basketball (3), baseball (1), lacrosse (1), and track (4) . . . member of 400-meter relay team that won 2016 state title . . . state qualifier in long jump.

Personal - - Born 4/16/99 in Indianapolis . . . business management major . . . carried a 3.93 prep GPA . . . parents are Sharon and Steve Cooper . . . high school coach was Bill Young.

Career Receiving Bests

Receptions: _____ 1, four times, last at Wisconsin, 11/9/19
Yards: _____ 7 vs. Northern Iowa, 9/15/18
Long: _____ 7 vs. Northern loes, 9/15/18

Career Rushing Bests

Attempts: _____ 1 at Indiana, 10/13/18
Yards: _____ 9 at Indiana, 10/13/18
Long: _____ 9 at Indiana, 10/13/18

Career Punt Return Bests

Number _____ 2vs. USC, 12/27/19
Yards: _____ 16 vs. Illinois, 11/23/19
Long: _____ 16 vs. Illinois, 11/23/19

Game-By-Game Stats

Receiving

2017	No.	Yds.	TD	Lng
Wyoming	DNP			
at IA State	DNP			
N. Texas	0	0	0	---
PSU	DNP			
at MSU	DNP			
Illinois	0	0	0	---
at N'western	0	0	0	---
Minnesota	DNP			
Ohio State	DNP			
at Wisconsin	DNP			
Purdue	0	0	0	---
at Nebraska	0	0	0	---
Boston C. (n)	0	0	0	---
Totals	0	0	0	---

Receiving

2018	No.	Yds.	TD	Lng
N. Ill.	1	5	0	5
IA State	1	3	0	3
N. Iowa	1	7	0	7
Wisconsin	0	0	0	---
at Minn.	0	0	0	---
at Ind.	0	0	0	---
Maryland	DNP			
at PSU	DNP			
at Purdue	DNP			
N'western	0	0	0	---
at Illinois	INJ			
Nebraska	INJ			
Miss. State (n)	INJ			
Totals	3	15	0	7

Receiving

2019	No.	Yds.	TD	Lng
Miami	INJ			
Rutgers	INJ			
at IA State	INJ			
MTSU	0	0	0	---
at Mich	DNP			
Penn State	DNP			
Purdue	0	0	0	---
at N'western	0	0	0	---
at Wisconsin	1	-3	0	---
Minnesota	0	0	0	---
Illinois	0	0	0	---
at Nebraska	0	0	0	---
USC (n)	0	0	0	---
Totals	1	-3	0	---

Career Statistics

Receiving	No.	Yds.	Avg.	TD	Lng
Freshman	0	0	---	0	---
Sophomore	3	15	5.0	0	7
Junior	1	(-3)	---	0	---
Senior	0	0	---	0	---
Career	4	12	3.0	0	7

Rushing	No.	Yds.	Avg.	TD	Lng
Freshman	0	0	---	0	---
Sophomore	1	9	9.0	0	9
Junior	0	0	---	0	---
Career	1	9	9.0	0	9

Punt Returns	No.	Yds.	Avg.	TD	Lng
Freshman	1	12	12.0	0	12
Sophomore	0	0	---	0	---
Junior	5	17	6.0	0	16
Senior	0	0	---	-	---
Career	6	29	4.8	0	16

Punt Returns


2017	No.	Yds.	TD	Lng
Wyoming	DNP			
at IA State	DNP			
N. Texas	0	0	0	---
PSU	DNP			
at MSU	DNP			
Illinois	0	0	0	---
at N'western	0	0	0	---
Minnesota	DNP			
Ohio State	DNP			
at Wisconsin	DNP			
Purdue	0	0	0	---
at Nebraska	1	12	0	12
Boston C. (n)	0	0	0	---
Totals	1	12	0	12

Punt Returns

2018	No.	Yds.	TD	Lng
N. Ill.	0	0	0	---
IA State	0	0	0	---
N. Iowa	0	0	0	---
Wisconsin	0	0	0	---
at Minn.	0	0	0	---
at Ind.	0	0	0	---
Maryland	DNP			
at PSU	DNP			
at Purdue	DNP			
N'western	0	0	0	---
at Illinois	INJ			
Nebraska	INJ			
Miss. State (n)	INJ			
Totals	0	0	0	---

Punt Returns

2019	No.	Yds.	TD	Lng
Miami	INJ			
Rutgers	INJ			
at IA State	INJ			
MTSU	0	0	0	---
at Mich	DNP			
Penn State	DNP			
Purdue	1	2	0	2
at N'western	0	0	0	---
at Wisconsin	1	0	0	---
Minnesota	0	0	0	---
Illinois	1	16	0	16
at Nebraska	0	0	0	---
USC (n)	2	(-1)	0	---
Totals	5	17	0	16



15 - - *Dallas Craddieth (CRAD-ith)
Defensive Back
5-11, 205, Junior
St. Louis, Mo. (Hazelwood Central HS)

2020 - - Did not see action in 24-20 loss at Purdue . . . did not see action in 21-20 loss to Northwestern . . . saw action in 49-7 win over Michigan State, but had no statistics as defense allowed 59 rushing yards and 286 yards total offense . . . did not see action in 35-7 win at Minnesota . . . did not see action in 41-21 win at Penn State . . . did not see action in 26-20 win over Nebraska . . . saw action on special teams in 35-21 win at Illinois, but had no statistics . . . saw action in 28-7 win over #25 Wisconsin, but had no statistics as defense allowed 56 net rushing yards and 225 yards total offense.

2019 Honors - - Academic All-Big Ten . . . **2019** - - Saw first action of career in 48-3 win over Middle Tennessee, but had no statistics as defense allowed just 216 yards total offense . . . did not see any further game action.

2018 - - Redshirted . . . did not see any game action.

High school honors - - Named conference Defensive Player of the Year as a senior . . . first-team all-state as a senior . . . second-team all-state as a sophomore and junior . . . first-team all-conference as a sophomore, junior, and senior . . . second-team all-conference as a freshman . . . Newcomer of the Year as a freshman . . . **Career** - - Prep team advanced to state playoffs four straight years, posting four-year record of 41-7 . . . recorded 66 tackles as a senior, with one sack . . . recorded four reception for 56 yards, with one receiving touchdown and one rushing touchdown, along with six returns for 158 yards . . . as a junior recorded 78 tackles, with two sacks . . . 13 receptions for 458 yards and five touchdowns as a junior, with 16 returns for 292 yards . . . collected 44 tackles as a sophomore, with four interceptions . . . scored seven total touchdowns, with 19 rushing yards, 300 receiving yards and 187 yards on returns . . . recorded 48 tackles and four interceptions as a freshman, with one touchdown . . . team captain as a senior . . . also lettered in basketball and track.

Personal - - Born 8/15/99 . . . enterprise leadership major . . . member of National Honor Society and prep Honor Roll . . . mother is Keyisha Watson . . . high school coach was Brent Chojnacki.



5 - - Deontae Craig (dee-AUHN-tae)
Defensive Line
6-3, 263, Redshirt Freshman
Ft. Wayne, Ind. (Culver Academies)

2021 - - Listed as second team right end following spring practice.

2020 - - Redshirted . . . did not see any game action.

High School Honors - - Named to IFCA Top 50 as a junior and senior . . . named to Indiana Digest Prime Time 25 as a junior . . . Class 4A all-state as a junior . . . **Career** - - Earned four letters as defensive end . . . helped prep team post 29-14 four-year record . . . team captain as a senior . . . holds school records for career tackles, career and season sacks, and tackles for loss in a season and career . . . also earned four letters in basketball, including winning a state championship.

Personal - - Born 10/29/01 . . . sports studies major . . . Silver A recognition as a senior . . . parents are Shanette and Deon Craig . . . high school coach was Andrew Dorrel.



74 - - David Davidkov (DAVID-cough)
Offensive Line
6-6, 286, Freshman
Glenview, Ill. (New Trier HS)

Hawk Item - - Did not have a senior football season because of the global coronavirus pandemic . . . enrolled in 2021 spring semester and participated in spring practice.

High school honors - - Selected to compete in NBC All-American game . . . first-team all-conference and all-area as a junior . . . first-team all-conference as a sophomore . . . **Career** - - Played both offense and defense as a prep, helping team reach state playoffs as a sophomore . . . team captain as a sophomore, junior and senior . . . also competed in wrestling and rugby as a prep.

Personal - - Born 1/1/03 . . . sports and recreational management/business studies major . . . parents are Elena and Emil Davidkov . . . high school coach was Brian Doll.



17 - - Brenden Deasfernandes (dee-EZ-fur-nan-dez)
Defensive Back
6-0, 189, Redshirt Freshman
Belleville, Mich. (Belleville HS)

2020 - - Redshirted . . . did not see any game action.

High School Honors - - Earned Division 1 first-team all-state honors as a senior . . . **Career** - - Played defensive back and wide receiver as a prep . . . team captain as a senior . . . prep team won back-to-back conference titles as a junior and senior . . . helped prep team advance to state playoffs three straight years, including state semifinals as a junior and senior, while compiling a three-year mark of 34-3 . . . 30 tackles, nine pass break-ups, and one interception as a senior . . . 11 tackles and three pass break-ups as a junior . . . also lettered in track.

Personal - - Born 8/21/02 . . . open major . . . parents are Sirfornia and Thomas Deasfernandes . . . high school coach was Jermain Crowell.



3 - - Cooper DeJean (DEE-jean)
Defensive Back
6-1, 203, Freshman
Odebolt, Iowa (OA-BCIG HS)

High school honors - - Named to *Des Moines Register* Elite All-State team as a senior . . . earned first-team all-state and all-district honors as a senior . . . first-team all-state and all-district as a junior, earning district MVP honors . . . first-team all-state and all-district as a sophomore . . . **Career** - - Four-year football letterman as quarterback and defensive back . . . team posted four-year record of 38-6, including 25-0 mark in final two seasons . . . led prep team to back-to-back state championships as a junior and senior after making the playoffs as a sophomore . . . holds school records for pass completions and passing yards in a season, career passing yards and passing touchdowns, receptions in a game, receptions and receiving yards in a season, touchdown receptions in a career, and total yards in a season . . . scored winning touchdown in final minutes of state title game as a senior . . . completed 199-of-331 pass attempts for 3,447 yards and 35 touchdowns as a senior, with nine interceptions . . . also rushed 131 times for 1,235 yards and 24 touchdowns and recorded 53.5 tackles and three interceptions on defense . . . as a junior completed 236-of-396 pass attempts for 3,546 yards and 42 touchdowns, with 16 interceptions, while rushing 134 times for 1,292 yards and 24 touchdowns and collecting 34 tackles and five interceptions . . . collected 66 receptions for 1,023 yards and 12 touchdowns as a sophomore . . . team captain as sophomore, junior and senior . . . also lettered in baseball (3), basketball (3) and track (3) . . . Class 2A long jump (23-7.5) and 100-meter dash (11.16) state champion as a senior, while placing second in the 200-meter dash (22.12) and running a leg on 400-meter relay state championship unit.

Personal - - Born 2/9/03 in Sioux Falls, S.D. . . . sports and recreational management major . . . member of prep Honor Roll . . . parents are Katie and Jason DeJean . . . high school coach was Larry Allen.



56 - - *Nick DeJong (dee-YOUNG)
Offensive Line
6-6, 292, Sophomore
Pella, Iowa (Pella HS)

Hawk Item - - One of eight true freshmen to see action in 2019, but played in just one game and used redshirt season . . . joined team as a walk-on in fall, 2019.

2021 - - Listed as first team right tackle following spring practice.

2020 - - Saw action on special teams in 24-20 loss at Purdue . . . saw action on special teams in 21-20 loss to Northwestern . . . saw action in 49-7 win over Michigan State as offense rushed for 226 yards and gained 405 yards total offense . . . saw action in 35-7 win at Minnesota as offense rushed for 235 yards . . . saw action on special teams in 41-21 win at Penn State . . . saw action in 26-20 win over Nebraska . . . saw action in 35-21 win at Illinois as offense gained 424 yards total offense . . . did not see action in 28-7 win over #25 Wisconsin.

2019 - - Saw first action of career in 48-3 win over Middle Tennessee as offense gained 466 yards total offense . . . did not see any further game action.

High school honors - - Earned first-team all-state honors as a senior . . . honorable mention all-state as a junior . . . first-team all-district as a junior and senior . . . **Career** - - Three-year football letterman as defensive end and tight end . . . helped prep team post three year record of 32-4, including perfect 13-0 mark as a sophomore . . . prep team won state title as a sophomore, finished second as a junior and reached state playoffs as a senior . . . recorded 25 tackles on defense and had 73 receiving yards as a senior . . . 26.5 tackles and 62 receiving yards as a junior . . . team captain as a senior . . . also lettered in basketball and track.

Personal - - Born 6/10/2000 . . . sport and recreation management major . . . earned academic all-conference honors two years . . . parents are Stephanie and Mike DeJong . . . one of two players from Pella on the Iowa roster . . . attended same high school as DL Austin Schulte . . . high school coach was Jay McKinstrey.



67 - - Gennings Dunker (Jennings)
Offensive Line
6-5, 291, Freshman
Lena, Ill. (Lena-Winslow HS)

Hawk Item - - Did not have a senior football season because of the global coronavirus pandemic.

High school honors - - Earned all-state honors as a junior . . . first-team all-conference on both offense and defense as a junior . . . **Career** - - Helped prep team win state title as a freshman and junior, while reaching semifinals as a sophomore . . . team posted 39-2 overall record in three seasons . . . also competed in wrestling and track as a prep.

Personal - - Born 5/8/03 . . . open major . . . named to principal honor list as a prep . . . parents are Michelle and Mike Dunker . . . high school coach was Ric Arand.



76 - - Tyler Elsbury
Offensive Line
6-5, 301, Redshirt Freshman
Byron, Ill. (Byron HS)

Hawk Item - - One of eight true freshmen to see action in 2020, playing in two games.

2021 - - Listed as second team left guard following spring practice.

2020 - - Redshirted after playing in just two games . . . saw first action of career in 49-7 win over Michigan State as offense rushed for 226 yards and gained 405 yards total offense . . . saw action in 35-7 win at Minnesota as offense rushed for 235 yards.

High School Honors - - Earned first-team all-state, all-conference and all-area honors as a junior and senior . . . honorable mention all-state as a sophomore . . . first-team all-conference and all-area as a sophomore . . . nominated for Player of the Year and Male Athlete of the Year as a senior . . . **Career** - - Three-year football letterman as offensive and defensive lineman . . . team captain as a senior . . . prep team reached state semifinals as a sophomore and state championship game as a junior and senior, posted a three-year record of 37-4 . . . also lettered in wrestling (4) and baseball (2).

Personal - - Born 7/14/01 . . . open major . . . earned academic all-state recognition . . . parents are Cyndi and Mike Elsbury . . . high school coach was Jeff Boyer.



55 - - Luke Empen
Offensive Line
6-4, 289, Junior
Clinton, Iowa (Northeast Goose Lake HS)

2020 - - Did not see any game action.

2019 - - Saw only action of the season in 48-3 win over Middle Tennessee as offense gained 644 yards total offense.

2018 - - Redshirted after joining the team as a walk-on.

Personal - - Born 6/10/99 . . . enterprise leadership major . . . parents are Julie and Bill Empen . . . high school coach was Jerad Block.



69 - - Tyler Endres (AUN-drez)
Offensive Line
6-6, 295, Sophomore
Norwalk, Iowa (Norwalk HS)

2020 - - Redshirted . . . did not see any game action.

2019 - - Redshirted . . . did not see any game action.

High school honors - - Named to All-Iowa Elite all-state team by Des Moines Register as a senior . . . earned Warrior Award as team Most Valuable Player as a senior . . . honorable mention all-state as a junior . . . first-team all-district selection for three straight years . . . **Career** - - Four-year football letterman as offensive and defensive lineman . . . helped team earn district title as a senior . . . prep team advanced to state playoffs as a sophomore and senior, with a four-year record of 32-11 . . . prep team reached state championship game as a freshman . . . team captain and squad leader as a senior . . . also lettered in basketball and track.

Personal - - Born 8/28/2000 . . . pre-business major . . . parents are Julie and Matt Endres . . . relative of former Iowa basketball player Chris Street . . . high school coach was Paul Patterson.



13 - - **Joe Evans
Defensive End
6-2, 248, Junior
Ames, Iowa (Ames HS)

Hawk-Item - - Former walk-on was put on scholarship in 2020 . . . moved from linebacker to defensive end during 2019 spring practice . . . earned Dean's List recognition spring, 2020.

2021 - - Listed as second team left end following spring practice.

2020 - - Saw action in all eight games, recording three solo tackles and four assists, with two tackles for loss, one sack, four pressures and one pass break-up . . . saw action in 24-20 loss at Purdue, but had no statistics . . . saw action in 21-20 loss to Northwestern, recording one solo tackle, his first sack of the season . . . saw action in 49-7 win over Michigan State as defense allowed 59 rushing yards and 286 yards total offense . . . two tackles vs. MSU, including one solo stop and one assist, including a tackle for loss and three QB pressures . . . saw action in 35-7 win at Minnesota, but had no statistics . . . saw action in 41-21 win at Penn State, but had no statistics as defense allowed just 62 net rushing yards . . . saw action in 26-20 win over Nebraska, recording one assisted tackle . . . saw action in 35-21 win at Illinois . . . recorded three tackles at Illinois, including one solo stop and two assists . . . saw action in 28-7 win over #25 Wisconsin as defense allowed 56 net rushing yards and 225 yards total offense . . . one pass break-up and one QB pressure vs. Badgers.

2019 - - Saw action in eight games, recording five solo tackles and two assists, with four sacks . . . did not see action in 38-14 win over Miami . . . saw first action of career in 30-0 win over Rutgers, but had no statistics as defense allowed just 125 yards total offense . . . did not see action in 18-17 win at Iowa State . . . did not see action in 48-3 win over Middle Tennessee due to injury . . . did not see action in 10-3 loss at #18 Michigan . . . did not see action in 17-12 loss to #9 Penn State . . . saw action in 26-20 win over Purdue, but had no statistics as defense allowed just 33 net rushing yards . . . saw action in 20-0 win at Northwestern as defense allowed just 64 net rushing yards and 202 yards total offense . . . two tackles at Northwestern for first career statistics, including one solo and one assist . . . career-best 1.5 QB sacks and one QB pressure . . . saw action in 24-22 loss at #16 Wisconsin, but had no statistics . . . saw action in 35-19 win over #7 Minnesota as defense allowed just 63 net rushing yards . . . career-best three tackles vs. Minnesota, including two solo stops and one assist . . . also career-high 1.5 sacks vs. Minnesota . . . saw action in 19-10 win over Illinois . . . one solo tackle vs. Illinois, a QB sack for minus five yards . . . saw action in 27-24 win at Nebraska, recording one solo tackle . . . saw action in 49-24 Holiday Bowl win over #22 USC, but had no statistics as defense allowed just 22 net rushing yards.

2018 - - Redshirted after joining the team as a walk-on.

High school honors - - Earned all-state honorable mention honors as a senior . . . first-team all-conference as a junior and senior . . . honorable mention all-conference as a sophomore . . . **Career** - - Three-year football letterman as linebacker and quarterback . . . three-year starter at quarterback . . . football team captain as a junior and senior, first time ever at Ames HS . . . holds school records for career touchdowns and all-purpose yards . . . rushed for 771 yards and 11 touchdowns, while passing for 2,438 yards and 25 touchdowns as a senior . . . recorded 60 tackles and forced two fumbles . . . as a junior rushed for 614 yards and 10 touchdowns, while passing for 1,580 yards and 13 touchdowns . . . as a sophomore rushed for 439 yards and five touchdowns, to go with 1,276 passing yards and 17 touchdowns, while helping prep team reach state playoffs . . . also lettered in track and basketball.

Personal - - Born 6/29/99 . . . enterprise leadership major . . . carried a 3.2 prep GPA . . . parents are Abby and Spence Evans . . . father Spence Evans also played football at Iowa . . . high school coach was Bruce Vertanen.

Career Bests

Tackles: _____ 3 vs. Minnesota, 11/16/19
Solos: _____ 2 vs. Minnesota, 11/16/19
Assists: _____ 1, four times, last vs. Nebraska, 11/27/20
Tackles for Loss _____ 2.5 vs. Minnesota, 11/16/19
QB Sacks: _____ 2.5 vs. Minnesota, 11/16/19
QB Pressure: _____ 3 vs. Michigan State, 11/7/20
Pass Break-Ups: _____ 1 vs. Wisconsin, 12/12/20

Game-by-Game Defensive Stats

2019	Solo-Ast.	2020	Solo-Ast.
Miami _____	DNP	at Purdue _____	0-0
Rutgers _____	0-0	N'western _____	1-0
at IA State _____	DNP	Mich. State _____	1-1
MTSU _____	INJ	at Minnesota _____	0-0
at Mich _____	DNP	at Penn St. _____	0-0
Penn State _____	DNP	Nebraska _____	0-1
Purdue _____	0-0	at Illinois _____	1-2
at N'western _____	1-1	Wisconsin _____	0-0
at Wisconsin _____	0-0	Totals _____	3-4
Minnesota _____	2-1		
Illinois _____	1-0		
at Nebraska _____	1-0		
USC (n) _____	0-0		
Totals _____	5-2		

Career Statistics

Defense	Solo	Ast.	Total	T/Loss	Sacks	In-Yds.	PBU	QBH	FF	RF
Freshman	5	2	7	4/16	4/16	0-0	0	1	0	0
Sophomore	3	4	7	2/8	1/3	0-0	1	4	0	0
Career	8	6	14	6/24	5/19	0-0	1	5	0	0



54 - - Matt Fagan
Offensive Line
6-5, 287, Junior
Council Bluffs, Iowa (St. Albert HS)

Hawk Item - - Earned Dean's List recognition, spring, 2019 . . . Dean's List and President's List, fall, 2019, Dean's List and President's List, spring, 2020, Dean's List and President's List, fall, 2020. Dean's List and President's List, spring 2021.

2021 - - Listed as second team center following spring practice.

2020 Honors - - Academic All-Big Ten for second year . . . Big Ten Distinguished Scholar . . . **2020** - - Did not see any game action.

2019 - - Academic All-Big Ten . . . Team Leader Award, offense . . . **2019** - - Did not see any game action.

2018 - - Redshirted after joining the team as a walk-on.

High school honors - - Earned first-team all-state honors as a senior, along with all-district and All-Western Iowa honors . . . competed in Blue-Grey all-area game following senior season and Iowa Shrine Bowl . . . second-team all-state as a junior, along with all-city, all-district and All-Western Iowa honors . . . was first-team all-city, all-district and All-Western Iowa as a freshman and sophomore . . . **Career** - - Four-year football letterman as offensive and defensive lineman . . . prep team posted 21-3 record in final two seasons, reaching state semifinals each year . . . recorded 50.5 tackles as a senior, including four tackles for loss, and one interception and one fumble recovery . . . as a junior totaled 42.5 tackles, with two tackles for loss and two QB sacks . . . 36.5 tackles as a sophomore, with five tackles for loss and one sack . . . 27 tackles, including five tackles for loss, as a freshman . . . three-year team captain . . . also competed in basketball and track . . . prep track team won state title as a senior and basketball team was state runner-up in 2016.

Personal - - Born 6/29/99 . . . public health major . . . four-year member of Gold Honor Roll as a prep, with 4.2 GPA . . . parents are Chris and Chuck Fagan . . . one of three players from Council Bluffs on Iowas roster . . . high school coach was Pat Ryan.



37 - - *Kyler Fisher
Linebacker
5-11, 225, Sophomore
Farnhamville, Iowa (SE Valley HS)

Hawk Item - - Moved from defensive back to linebacker.

2020 - - Did not see action in 24-20 loss at Purdue . . . saw first action of career on special teams in 21-20 loss to Northwestern, recording one solo tackle . . . saw action in 49-7 win over Michigan State, but had no statistics as defense allowed 59 rushing yards and 286 yards total offense . . . saw action in 35-7 win at Minnesota, but had no statistics . . . saw action on special teams in 41-21 win at Penn State, but had no statistics . . . saw action on special teams in 26-20 win over Nebraska, but had no statistics . . . saw action in 35-21 win at Illinois, but had no statistics . . . saw action in 28-7 win over #25 Wisconsin, recording one solo tackle as defense allowed 56 net rushing yards and 225 yards total offense.

2019 - - Redshirted after joining the program as a walk-on.

High school honors - - First-team all-state running back by the Des Moines Register and Iowa Newspaper Association as a senior . . . district defensive MVP as a senior . . . first-team all-district running back as a senior . . . first-team all-district linebacker as a junior after earning second-team honors as a sophomore . . . **Career** - - Four-year football letterman as running back, linebacker and defensive back . . . helped prep team reach state quarterfinals as a sophomore after reaching state playoffs as a sophomore . . . career totals include 3,237 yards total offense and 41 total touchdowns . . . holds school single-game records for receptions, receiving yards, receiving touchdowns and longest reception . . . also for rushing yards, longest rush and rushing touchdowns, fumble recoveries, fumble recovery touchdowns and longest fumble recovery . . . holds season records for receptions, receiving yards, receiving touchdowns, rushing yards, rushing average, rushing touchdowns, most 100 yard games, most 200 yard games and most 300 yard games, most tackles and kickoff return average . . . holds career records for receptions, receiving yards, receiving touchdowns, rushing yards, rushing average, rushing touchdowns, most 100 yard games, most 200 yard games and most 300 yard games, and career tackles . . . rushed 264 times for 2,046 yards and 31 touchdowns as a senior, to go with 18 receptions for 195 yards and two touchdowns . . . also totaled 81 tackles on defense and two fumble recoveries for touchdowns . . . 131 rushing attempts for 793 yards as a junior, with 11 receptions for 111 yards, along with 61 tackles on defense . . . 15 rushing attempts for 84 yards as a sophomore, along with 116 tackles on defense . . . team captain as a senior . . . also lettered in wrestling and track.

Personal - - Born 2/16/01 . . . enterprise leadership major . . . parents are Heather and Gerald Fisher . . . high school coach was Mike Swieter.

Career Bests

Tackles: _____ 1, twice, last vs. Wisconsin, 12/12/20
Solos: _____ 1, twice, last vs. Wisconsin, 12/12/20

Game-by-Game Defensive Stats

2020	Solo-Ast.	2020	Solo-Ast.
at Purdue	____ DNP	Nebraska	0-0
N'western	____ 1-0	at Illinois	0-0
Mich. State	____ 0-0	Wisconsin	1-0
at Minnesota	____ 0-0	Totals	2-0
at Penn St.	____ 0-0		

Career Statistics

Defense	Solo	Ast.	Total	T/Loss	Sacks	In-Yds.	PBU	QBH	FF	RF
Freshman	__2	__0	__2	__0/0	__0/0	__0-0	__0	__0	__0	__0



58 - Taylor Fox
Offensive Line
6-3, 290, Sophomore
Winthrop, Iowa (East Buchanan HS)

2020 -- Did not see any game action.
2019 -- Redshirted after joining the program as a walk-on.

High school honors -- Selected to play in Iowa Shrine Game following prep career . . . first-team all-state as a senior . . . second-team all-state as a junior . . . earned first-team all-district honors four straight years . . . **Career** -- Four-year football letterman as offensive and defensive lineman . . . helped prep team post 21-9 mark over freshman, sophomore and junior seasons . . . prep team reached state playoffs as freshman, sophomore and junior . . . holds school record for punting yards in a season (1,351 yards as a junior) . . . started in offensive line four straight seasons . . . recorded 40 tackles and 11 sacks as a senior, while averaging 40.4 yards per punt . . . recorded 38 tackles, including six tackles for loss, as a junior . . . collected 25 tackles and three tackles for loss as a sophomore . . . team captain as a junior and senior . . . also lettered in wrestling and track.

Personal -- Born 7/25/2000 . . . open major . . . earned second-team all-academic honors . . . parents are Marcy and Dan Fox . . . high school coach was Jerry Alden.



88 - Jackson Frericks
Tight End
6-6, 229, Sophomore
Cedar Falls, Iowa (Cedar Falls HS)

2020 Honors -- Academic All-Big Ten . . . **2020** -- Did not see any game action.
2019 -- Redshirted after joining the program as a walk-on.

High school honors -- Earned second-team all-district honors as a senior . . . honorable mention all-district as a junior . . . earned all-metro honors as a junior and senior . . . **Career** -- two-year football letterman as tight end . . . helped prep team post two-year record of 21-3, while reaching state quarterfinals as a junior and state championship game as a senior . . . 29 receptions for 346 yards and five touchdowns as a senior . . . 10 receptions for 95 yards as a junior . . . three-year basketball letterman, helping team win Class 4A state title as a junior.

Personal -- Born 11/20/2000 . . . pre-business major . . . member of Honor Roll during entire prep career . . . parents are Tricia and Darren Frericks . . . attended same high school as LB Jack Campbell . . . high school coach was Brad Remmert.



2 - Ryan Gersonde (gir-SAUN-day)
Punter
6-4, 197, Senior
Milwaukee, Wisconsin (Marquette Univ. HS)

Hawk Item -- Used redshirt season in 2018 . . . one of 10 true freshmen to see action in 2017.

2020 -- Saw action as holder on all PAT and field goal attempts in 24-20 loss at Purdue . . . saw action as holder on all PAT and field goal attempts in 21-20 loss to Northwestern . . . saw action as holder on all PAT and field goal attempts in 49-7 win over Michigan State . . . held for all PAT and field goal attempts in 35-7 win at Minnesota . . . held for all PAT and field goal attempts in 41-21 win at Penn State . . . held for all PAT and field goal attempts in 26-20 win over Nebraska . . . held for all PAT and field goal attempts in 35-21 win at Illinois . . . held for all PAT and field goal attempts in 28-7 win over #25 Wisconsin.

2019 -- Missed 2019 season due to injury.
2018 -- Redshirted . . . only game action came as holder for PAT in 63-0 win at Illinois.

2017 -- Averaged 42.5 yards on 13 punts, with a long of 61 yards . . . saw first action of career in 45-16 win over Illinois, handling all punting duties . . . averaged 37.7 yards on three punts vs Illinois, with a long of 43 yards and one punt inside the 20 . . . averaged 52.6 yards on six punts in 17-10 OT loss at Northwestern, with a long of 61 yards, four punts over 50 yards and one punt inside the 20 . . . averaged 353.2 yards on five punts in 17-10 win over Minnesota, with a long of 50 yards.

High school honors -- Earned All-America honors as a senior . . . first-team all-conference, all-region, and all-state as a senior . . . first team all-conference as a junior after earning second team honors as a sophomore . . . **Career** -- Three-year football letterman as punter and wide receiver . . . helped prep team post three-year record of 28-8, with three state playoff appearances . . . averaged 40 yards per punt as a senior, with eight punts inside the 20 . . . team captain as a senior . . . also lettered in basketball.

Personal -- Born 10/02/98 . . . business major . . . three-year member of prep Honor Roll . . . parents are Stacy and Tim Gersonde . . . high school coach was Jeff Mazurczak.

Career Punting Bests

Punts: _____ 5, twice, last vs. Minnesota, 10/28/17
Average: _____ 52.6 (5) at Northwestern, 10/21/17
Long: _____ 61 at Northwestern, 10/21/17

Game-by-Game Punting

2017	No.	Yds.	Avg.	Lng
Wyoming	_ DNP	_____	_____	_____
at IA State	_ DNP	_____	_____	_____
N. Texas	_ DNP	_____	_____	_____
PSU	_ DNP	_____	_____	_____
at MSU	_ DNP	_____	_____	_____
Illinois	_ 3	_ 113	_ 37.7	_ 43
at N'western	_ 5	_ 263	_ 52.6	_ 61
Minnesota	_ 5	_ 176	_ 35.2	_ 50
Ohio State	_ DNP	_____	_____	_____
at Wisconsin	_ DNP	_____	_____	_____
Purdue	_ DNP	_____	_____	_____
at Nebraska	_ DNP	_____	_____	_____
Boston C. (n)	_ DNP	_____	_____	_____
Totals	_ 13	_ 552	_ 42.5	_ 61

Career Statistics

Punting	No.	Yds.	Avg.	Lng	50+	In-20	TB	Blk	FC
Freshman	_ 13	_ 552	_ 42.5	_ 61	_ 4	_ 2	_ 1	_ 0	_ 2
Sophomore	_ 0	_ 0	_ ---	_ 0	_ 0	_ 0	_ 0	_ 0	_ 0
Junior	_ 0	_ 0	_ ---	_ 0	_ 0	_ 0	_ 0	_ 0	_ 0
Career	_ 13	_ 552	_ 42.5	_ 61	_ 4	_ 2	_ 1	_ 0	_ 2



15 - - **Tyler Goodson ^
Running Back
5-10, 199, Junior
Suwanee, Ga. (North Gwinnett HS)

Hawk Item - - One of eight true freshmen to see action in 2019 . . . first true freshman ever to lead the team in rushing yards . . . is 50th Iowa player to surpass 1,000 career rushing yards, and is currently 29th with 1,400 yards . . . ranked second in the Big Ten in total rushing yards (762), third in rushing touchdowns (7) and fourth in rushing yards.

2021 Honors - - Preseason fourth-team All-America by Athlon Sports and Phil Steele . . . preseason first-team All-Big Ten by Athlon Sports and Phil Steele . . .
2021 - - Listed as first team running back following spring practice.

2020 Honors - - First-team All-Big Ten by league coaches and media . . . first-team All-Big Ten by Associated Press . . . second-team All-Big Ten by Phil Steele . . . Doak Walker Award preseason Watch List . . . preseason second-team All-Big Ten by Athlon Sports . . . preseason third-team All-Big Ten by Phil Steele . . .
2020 - - Led team in rushing with 762 yards on 143 attempts, with seven touchdowns . . . also recorded 15 receptions for 152 yards . . . started at running back in 24-20 loss at Purdue as offense gained 460 yards total offense . . . rushed 16 times for 77 yards at Purdue, with a long of 16 yards . . . matched career-best with five receptions at Purdue, totaling 59 yards with a long of 40 yards . . . started at running back in 21-20 loss to Northwestern . . . 13 rushing attempts for 43 yards vs. Northwestern, including a 15-yard touchdown run . . . also totaled eight yards on two receptions . . . started at running back in 49-7 win over Michigan State as offense rushed for 226 yards and gained 405 yards total offense . . . rushed 14 times for 113 yards and two touchdowns vs. MSU . . . touchdo runs covered three and nine yards . . . career-long of 72 yards while rushing for over 100 yards in second career game . . . started at running back in 35-7 win at Minnesota as offense rushed for 235 yards . . . career-best 142 rushing yards on 20 attempts at Minnesota, with touchdown runs of seven yards and one yard . . . also had one reception for 12 yards . . . started at running back in 41-21 win at Penn State as offense gained 175 net rushing yards . . . 20 rushing attempts for 78 yards at PSU, including a 10-yard touchdown run . . . also had one reception for eight yards . . . started at running back in 26-20 win over Nebraska . . . led rushing attack with career-high 30 attempts for 111 yards vs. Nebraska, along with two receptions for 21 yards . . . started at running back in 35-21 win at Illinois as offense gained 242 yards total offense . . . led rushing attack with 19 attempts for 92 yards at Illinois, with a long of 16 yards . . . also had two receptions for 16 yards at Illinois, and a two-point conversion reception . . . saw action in 28-7 win over #25 Wisconsin . . . led rushing attack with 106 yards on 11 attempts vs. the Badgers . . . 80-yard scoring run in fourth quarter pushed final margin to 28-7 and ranks as the longest touchdown run in the Big Ten through eight games . . . also had two receptions for 28 yards vs. Wisconsin, including long of 20 yards that led the second quarter field goal and 6-0 advantage.

2019 - - Saw action in all 13 games, with four starts . . . led team in rushing and attempts with 134 attempts for 638 yards and five touchdowns . . . also had 24 receptions for 166 yards . . . saw first action of career in 38-14 win over Miami as offense gained 213 net rushing yards and 465 yards total offense . . . rushed nine times for 36 yards in first career action, with one reception for four yards . . . saw action in 30-0 win over Rutgers as offense gained 438 yards total offense . . . 10 rushing attempts for 53 yards vs. Rutgers, with a long of 19 yards, along with two pass receptions . . . saw action in 18-17 win at Iowa State . . . three rushing attempts for 16 yards at Iowa State, along with career-best three receptions for 11 yards . . . saw action in 48-3 win over Middle Tennessee as offense gained 644 yards total offense . . . career rushing best of 97 yards on 12 carries, with a long of 27 yards . . . also had three receptions for seven yards . . . saw action in 10-3 loss at #18 Michigan . . . rushed six times for 15 yards at Michigan, while collecting career-best five receptions for 61 yards . . . saw action in 17-12 loss to #9 Penn State . . . rushed eight times for 35 yards vs. PSU, along with one reception for nine yards . . . saw action in 26-20 win over Purdue . . . five rushing attempts for six yards vs. Purdue, along with two receptions for 38 yards . . . saw action in 20-0 win at Northwestern . . . led team in rushing with 11 carries for 58 yards at Northwestern, while adding two receptions for seven yards . . . saw action in 24-22 loss at #16 Wisconsin . . . rushed five times for 26 yards and had one reception for six yards at Wisconsin . . . started at running back in 23-19 win over #7 Minnesota, earning his first

career start . . . 13 rushing attempts for 94 yards vs. Minnesota, including a 10-yard touchdown run . . . started at running back in 19-10 win over Illinois as offense gained 387 yards total offense . . . rushed career-high 21 times for 38 yards and a touchdown, along with one reception for three yards . . . scored on two-yard run to cap opening drive of the game . . . started at running back in 27-24 win at Nebraska . . . career-high 116 rushing yards on 13 attempts at Nebraska, with one touchdown . . . career-long 55-yard touchdown run in the first quarter . . . started at running back in 49-24 Holiday Bowl win over #22 USC . . . 18 rushing attempts for 48 yards and one touchdown vs. USC, along with three receptions for 20 yards . . . one-yard touchdown run capped 90-yard scoring drive in the third quarter.

High school honors - - Named Georgia Player of the Year as a senior . . . earned all-county, all-region, and all-state honors as a senior . . . **Career** - - Holds top two single game rushing marks in school history with 295 yards (three touchdowns) and 245 yards (two touchdowns) . . . as a senior rushed 159 times for 1,180 yards and 25 touchdowns . . . 178 rushing attempts for 1,437 yards and 25 touchdowns as a junior . . . surpassed 1,200 rushing yards as a freshman . . . helped team to 7A state title as a junior, with 898 rushing yards in four playoff games . . . team captain as a junior and senior . . . also lettered in baseball, basketball, and track.

Personal - - Born 11/10/2000 . . . open major . . . parents are Felicia and Maurice Goodson . . . high school coach was Bill Stewart.

Career Rushing Bests

Attempts: _____ 30 vs. Nebraska, 11/27/20
Yards: _____ 142 at Minnesota, 11/13/20
Touchdowns: _____ 2, twice, last at Minnesota, 11/13/20
Long: _____ 80 vs. Wisconsin, 12/12/20

Career Receiving Bests

Receptions: _____ 5, twice, last at Purdue, 10/24/20
Yards: _____ 62 at Michigan, 10/5/19
Long: _____ 40 at Purdue, 10/24/20

2019 Game-By-Game Stats

Rushing	No.	Yds.	TD	Lng.	Receiving	No.	Yds.	TD	Lng.
Miami	9	36	0	8	Miami	1	4	0	4
Rutgers	10	53	0	19	Rutgers	2	(-1)	0	2
at IA State	3	16	0	14	at IA State	3	11	0	5
MTSU	12	97	0	27	MTSU	3	7	0	7
at Mich	6	15	0	5	at Mich	5	62	0	31
Penn State	8	35	0	29	Penn State	1	9	0	9
Purdue	5	6	0	3	Purdue	2	38	0	20
at N'western	11	58	0	12	at N'western	2	7	0	8
at Wisconsin	5	26	0	21	at Wisconsin	1	6	0	6
Minnesota	13	94	1	26	Minnesota	0	0	0	---
Illinois	21	38	1	10	Illinois	1	3	0	3
at Nebraska	13	116	1	55	at Nebraska	0	0	0	---
USC (n)	18	48	1	9	USC (n)	3	20	0	8
Totals	134	638	5	55	Totals	24	166	0	31

2020 Game-By-Game Stats

Rushing	No.	Yds.	TD	Lng.	Receiving	No.	Yds.	TD	Lng.
at Purdue	16	77	0	16	at Purdue	5	59	0	40
N'western	13	43	1	15	N'western	2	8	0	4
Mich. State	14	113	2	71	Mich. State	0	0	0	---
at Minnesota	20	142	2	45	at Minnesota	1	12	0	12
at Penn St.	20	78	1	25	at Penn St.	1	8	0	8
Nebraska	30	111	0	13	Nebraska	2	21	0	18
at Illinois	19	92	0	16	at Illinois	2	16	0	9
Wisconsin	11	106	1	80	Wisconsin	2	28	0	28
Totals	143	762	7	80	Totals	15	152	0	40

Career Statistics

Rushing	No.	Yds.	Avg.	TD	Lng.
Freshman	134	638	4.8	5	55
Sophomore	143	762	5.3	7	80
Career	277	1,400	5.1	12	80

Receiving	No.	Yds.	Avg.	TD	Lng
Freshman	24	166	6.9	0	31
Sophomore	15	152	9.5	0	40
Career	39	318	8.2	0	40



8 - - **Matt Hankins ^**
Defensive Back
6-0, 185, Senior
Lewisville, Texas (Marcus HS)

Hawk Item - - One of nine seniors named to 2020 Leadership Group . . . one of 10 true freshmen to see action in 2017 . . . first career start came in win at Nebraska in 2017.

2021 Honors - - Preseason second-team All-Big Ten by Athlon Sports . . . **2021** - - Listed as first team left cornerback following spring practice.

2020 Honors - - Honorable mention All-Big Ten by league media . . . preseason third-team All-Big Ten by Phil Steele . . . preseason fourth-team All-Big Ten by Athlon Sports . . . **2020** - - Started at cornerback in all eight games, recording 28 solo tackles and 13 assists . . . also collected five pass break-ups and one interception . . . started at cornerback in 24-20 loss at Purdue . . . four solo tackles at Purdue, along with third career interception that led to Iowa field goal . . . started at cornerback in 21-20 loss to Northwestern . . . four tackles vs. Northwestern, including three solo stops and one assist . . . started at cornerback in 49-7 win over Michigan State as defense allowed 59 rushing yards and 286 yards total offense . . . four tackles vs. MSU, including three solo stops and one assist, to go with one pass break-up . . . started at cornerback in 35-7 win at Minnesota . . . five tackles at Minnesota, including three solo stops and two assists . . . started at cornerback in 41-21 win at Penn State as defense allowed just 62 net rushing yards . . . five tackles at PSU, including three solo stops and two assists . . . started at cornerback in 26-20 win over Nebraska . . . nine tackles vs. Nebraska, including six solo stops and three assists, to go with one pass break-up . . . started at cornerback in 35-21 win at Illinois . . . three tackles at Illinois, including two solo tackles and one assist, along with two pass break-ups . . . started at cornerback in 28-7 win over #25 Wisconsin as defense allowed 56 net rushing yards and 225 yards total offense . . . seven tackles vs. the Badgers, including four solo stops and three assists, along with one pass break-up.

2019 Honors - - Team Hustle Award, defense . . . preseason third-team All-Big Ten by Athlon Sports . . . **2019** - - Started all 10 games in which he played, missing three games due to injury . . . collected 58 tackles, including 37 solo stops and 21 assists . . . also had two interceptions and seven pass break-ups . . . started at cornerback in 38-14 win over Miami as defense allowed just 59 net rushing yards . . . two solo tackles and one assist vs. Miami, along with career-best two pass break-ups . . . started at cornerback in 30-0 win over Rutgers, recording one assisted tackle as defense allowed just 125 yards total offense . . . did not see action in 18-17 win at Iowa State due to injury . . . did not see action in 48-3 win over Middle Tennessee due to injury . . . did not see action in 10-3 loss at #18 Michigan due to injury . . . started at cornerback in 17-12 loss to #9 Penn State . . . seven tackles vs. PSU, including four solo tackles and three assists, with a shared tackle for loss . . . started at cornerback in 26-20 win over Purdue as offense allowed just 33 net rushing yards . . . career-best 11 tackles vs. Purdue, including eight solo stops and three assists, to go with one pass break-up . . . started at cornerback in 20-0 win at Northwestern, recording two solo tackles and one assist as defense allowed just 64 net rushing yards and 202 yards total offense . . . started at cornerback in 24-22 loss at #16 Wisconsin . . . led team with eight tackles at Wisconsin, including five solo stops and three assists . . . first career pass interception at Wisconsin . . . started at cornerback in 23-19 win over #7 Minnesota as defense allowed just 63 net rushing yards . . . eight tackles vs. Minnesota, including six solo stops and two assists . . . started at cornerback in 19-10 win over Illinois . . . five tackles vs. Illinois, including two solo stops and three assists . . . second interception of the season vs. Illinois, to go with three pass break-ups . . . started at cornerback in 27-24 win at Nebraska . . . five tackles at Nebraska, including two solo stops and three assists . . . one

tackle for loss and one QB pressure at Nebraska . . . started at cornerback in 49-24 Holiday Bowl win over #22 USC as defense allowed just 22 net rushing yards . . . seven tackles vs. USC, including six solo stops and one assist, along with one pass break-up.

2018 - - Started at cornerback in all eight games in which he played, missing five games due to injury . . . recorded 48 tackles and three pass break-ups . . . started at cornerback in 33-7 win over Northern Illinois as defense allowed just 211 yards total offense . . . recorded one solo tackle and one assist vs. NIU, with one pass break-up . . . started at cornerback in 13-3 win over Iowa State as defense allowed just 19 net rushing yards and 188 yards total offense . . . career-best eight tackles vs. ISU, including five solo tackles and three assists . . . started at cornerback in 38-14 win over Northern Iowa as defense allowed just six net rushing yards and 222 yards total offense . . . six tackles vs. UNI, including three solo stops and three assists . . . started at cornerback in 28-17 loss to #18 Wisconsin, recording one solo tackle and one assist . . . started at cornerback in 14-10 loss to Northwestern after missing six straight games . . . matched career best with eight tackles vs. Northwestern, including five solo stops and three assists, along with one pass break-up . . . started at cornerback in 63-0 win at Illinois, recording three assisted tackles as defense allowed just 216 yards total offense . . . started at cornerback in 31-28 win over Nebraska . . . career-best 10 tackles vs. Nebraska, including seven solo stops and three assists . . . started at cornerback in 27-22 Outback Bowl win over #18 Mississippi State . . . led team with nine tackles in bowl win, including seven solo stops, two assists and one pass break-up.

2017 - - Recorded 21 tackles, including 10 solo stops and 11 assists, along with two pass break-ups . . . saw action in 24-3 opening win over Wyoming, recording one solo tackle . . . saw action in 44-41 OT win at Iowa State, recording one assisted tackle . . . saw action in 31-14 win over North Texas, recording one solo tackle . . . saw action in 17-10 loss at Michigan State, recording one solo tackle . . . saw action in 45-16 win over Illinois, recording one solo tackle . . . saw action in 17-10 win over Minnesota, recording one assisted tackle as defense allowed just 281 yards total offense . . . career-best three tackles in 24-15 loss to Purdue, with one solo stop and two assists . . . started at cornerback in 56-14 win at Nebraska as defense allowed 67 rushing yards and just 267 yards total offense . . . career-best five tackles vs. Nebraska, including two solo stops and three assists, to go with one pass break-up . . . started at cornerback in 27-20 Pinstripe Bowl win over Boston College as defense allowed just 21 net rushing yards and 102 yards total offense in second half . . . career-best seven tackles vs. Boston College, including three solo stops and four assists, to go with one pass break-up.

High school honors - - Selected to participate in All-America Bowl following prep career . . . unanimous first-team all-district selection as a senior . . . first-team all-district as a junior . . . **Career** - - Three-year letterman . . . helped prep team advance to state playoffs as a junior . . . 27 solo tackles and six assists as a senior, with six pass break-ups . . . 34 solo tackles and 18 assists as a junior, with 13 pass break-ups, five tackles for loss, and two interceptions . . . recorded 20 solo stops and four assists as a sophomore, with nine pass break-ups . . . team captain as a senior.

Personal - - Born 2/22/99 . . . enterprise leadership major . . . parents are Glennis and Darryl Hankins . . . high school coach was Gerry Stanford.

Career Bests

- Tackles: _____ 11 vs. Purdue, 10/19/19
- Solos: _____ 8 vs. Purdue, 10/19/19
- Assists: _____ 4 vs. Boston College, 12/27/17
- Interception: _____ 1, three times, last at Purdue, 10/24/20
- Pass Break-Up: _____ 3 vs. Illinois, 11/23/19
- Tackle for Loss: _____ 1 at Nebraska, 11/29/19
- QB Pressure: _____ 1 at Nebraska, 11/29/19

Game-by-Game Defensive Stats

2017	Solo-Ast.	2018	Solo-Ast.	2019	Solo-Ast.
Wyoming	1-0	N. Ill.	1-1	Miami	2-1
at IA State	0-1	IA State	5-3	Rutgers	0-1
N. Texas	1-0	N. Iowa	3-3	at IA State	INJ
PSU	0-0	Wisconsin	1-1	MTSU	INJ
at MSU	1-0	at Minn.	INJ	at Mich	INJ
Illinois	1-0	at Ind.	INJ	Penn State	4-3
at N'western	0-0	Maryland	INJ	Purdue	8-3
Minnesota	0-1	at PSU	INJ	at N'western	2-1
Ohio State	0-0	at Purdue	DNP	at Wisconsin	5-3
at Wisconsin	DNP	N'western	5-3	Minnesota	6-2
Purdue	1-2	at Illinois	0-3	Illinois	2-3
at Nebraska	2-3	Nebraska	7-3	at Nebraska	2-3
Boston C. (n)	3-4	Miss State (n)	7-2	USC (n)	6-1
Totals	10-11	Totals	29-19	Totals	37-21

2020 Solo-Ast.

at Purdue	4-0
N'western	3-1
Mich. State	3-1
at Minnesota	3-2
at Penn St.	3-2
Nebraska	6-3
at Illinois	2-1
Wisconsin	4-3
Totals	28-13

Career Statistics

Defense	Solo	Ast.	Total	T/Loss	Sacks	IN-YD	QBH	PBU	FF	RF
Freshman	10	11	21	0/0	0/0	0-0	0	2	0	0
Sophomore	29	19	48	0/0	0/0	0-0	0	3	0	0
Junior	37	21	58	1.5/8	0/0	2-0	1	7	0	0
Senior	28	13	41	0/0	0/0	1-0	0	4	0	0
Career	104	64	168	1.5/8	0/0	3-0	1	16	0	0



41 - - Jaden Harrell (HAIR-uhl)

Linebacker
6-2, 231, Freshman
Urbandale, Iowa (Urbandale HS)

High school honors - - Named to *Des Moines Register* Elite All-State team as a senior . . . earned first-team all-state and all-district honors as a senior . . . earned all-state honors and first-team all-district honors as a junior . . . first-team all-district as a sophomore . . . **Career** - - Three-year letterman as linebacker and running back . . . helped prep team reach state

playoffs as a sophomore, junior and senior, posting combined record of 19-10 . . . recorded 45.5 tackles as a senior, with two sacks and 5.5 tackles for loss, while rushing 58 times for 381 yards and five touchdowns . . . recorded 69.5 tackles as a junior, with 6.5 tackles for loss . . . made 67 tackles, including eight tackles for loss and two sacks as a sophomore . . . team captain as a senior.

Personal - - Born 9/27/02 . . . business major . . . academic all-conference . . . parents are Michelle McCoy and Erich Saeger . . . high school coach was Sam Anderson.



27 - - Jermari Harris (jir-MAR-ee)

Defensive Back
6-1, 185, Sophomore
Chicago, Illinois (Montini Catholic HS)

Hawk-Item - - One of four redshirt freshmen named to 2020 Leadership Group . . . one of eight true freshmen to see action in 2019 . . . redshirted in 2019 after seeing action in just two games.

2021 - - Listed as second team left cornerback following spring practice.

2020 - - Did not see action in 24-20 loss at Purdue . . . saw action in 21-20 loss to Northwestern, but had no statistics . . . saw action in 49-7 win over Michigan State, but had no statistics as defense allowed 59 rushing yards and 286 yards total offense . . . saw action in 35-7 win at Minnesota, but had no statistics . . . did not see action in 41-21 win at Penn State . . . did not see action in 26-20 win over Nebraska . . . saw action in 35-21 win at Illinois, but had no statistics . . . saw action in 28-7 win over #25 Wisconsin, but had no statistics as defense allowed 56 net rushing yards and 225 yards total offense.

2019 - - Saw first action of career on special teams in 18-17 win at Iowa State, but had no statistics . . . saw action in 48-3 win over Middle Tennessee, recording two solo tackles as defense allowed just 216 yards total offense . . . did not see action in 10-3 loss at #18 Michigan . . . did not see action in 17-12 loss to #9 Penn State . . . did not see action in 26-20 win over Purdue . . . did not see action in 20-0 win at Northwestern . . . did not see action in 24-22 loss at #16 Wisconsin . . . did not see action in 23-19 win over #7 Minnesota . . . did not see action in 19-10 win over Illinois . . . did not see action in 27-24 win at Nebraska . . . did not see action in 49-24 Holiday Bowl win over #22 USC.

High school honors - - Earned second-team all-state honors as a senior . . . first-team all-area and all-conference as a senior . . . **Career** - - Helped prep team advance to state playoffs four straight years . . . recorded 72 tackles, eight interceptions, and five pass break-ups as a senior . . . also lettered in basketball and track . . . member of prep basketball team that won state title his sophomore season.

Personal - - Born 9/19/2000 . . . enterprise leadership major . . . earned academic all-conference recognition as a senior . . . mother is Johnada Jenkins . . . one of three players from Chicago on Iowa roster . . . high school coach was Mike Bukovsky.

Career Bests

Tackles: _____ 2 vs. Middle Tennessee, 9/28/19
Solos: _____ 2 vs. Middle Tennessee, 9/28/19

Game-by-Game Defensive Stats

2019	Solo-Ast.	2020	Solo-Ast.
Miami	DNP	at Purdue	DNP
Rutgers	DNP	N'western	0-0
at IA State	0-0	Mich. State	0-0
MTSU	2-0	at Minnesota	0-0
at Mich	DNP	at Penn St.	DNP
Penn State	DNP	Nebraska	DNP
Purdue	DNP	at Illinois	0-0
at N'western	DNP	Wisconsin	0-0
at Wisconsin	DNP	Totals	0-0
Minnesota	DNP		
Illinois	DNP		
at Nebraska	DNP		
USC (n)	DNP		
Totals	2-0		

Career Statistics

Defense	Solo	Ast.	Total	T/Loss	Sacks	IN-YD	QBH	PBU	FF	RF
Freshman	2	0	2	0/0	0/0	0-0	0	0	0	0
Sophomore	0	0	0	0/0	0/0	0-0	0	0	0	0
Career	2	0	2	0/0	0/0	0-0	0	0	0	0



34 - - *Jay Higgins ^
Linebacker
6-2, 227, Sophomore
Indianapolis, Ind. (Brebeuf Jesuit Prep)

Hawk Item - - One of eight true freshmen to see action in 2020, playing in six games.

2021 - - Listed as second team weakside linebacker following spring practice.

2020 - - Saw action on special teams in 24-20 loss at Purdue, but had no statistics . . . saw action in 21-20 loss to Northwestern, but had no statistics . . . saw action in 49-7 win over Michigan State, but had no statistics as defense allowed 59 rushing yards and 286 yards total offense . . . saw action in 35-7 win at Minnesota . . . two solo tackles at Minnesota for first career statistics . . . saw action on special teams in 41-21 win at Penn State, but had no statistics . . . saw action in 26-20 win over Nebraska, but had no statistics . . . did not see action in 35-21 win at Illinois . . . did not see action in 28-7 win over #25 Wisconsin . . .

High School Honors - - Named to All-State Top 50 as a junior and senior . . . first-team all-state, all-conference, and all-county as a junior and senior . . . earned all-state and all-conference honors as a sophomore . . . **Career** - - Four-year football letterman as linebacker and tight end . . . team captain as a junior and senior . . . helped prep team reach state championship game as a sophomore and state regionals as a junior . . . three-year prep record of 27-11 . . . ranked in the top 10 nationally in tackles as a senior . . . holds school record with 471 career tackles . . . led conference in tackles for three consecutive seasons . . . had 151 tackles, five pass break-ups, and three forced fumbles as a senior . . . finished with 145 tackles, three pass break-ups, three forced fumbles, and an interception return for a touchdown as a junior . . . had 158 tackles and four forced fumbles as a sophomore . . . had 17 tackles as a freshman . . . also earned three letters in basketball.

Personal - - Born 2/14/02 . . . open major . . . parents are Shelley and Roy Higgins . . . high school coach was Mic Roesler.

Career Bests

Tackles: 2 at Minnesota, 11/13/20
Solo: 2 at Minnesota, 11/13/20

Game-by-Game Defensive Stats

2020 ____ **Solo-Ast.**
at Purdue ____ 0-0
N'western ____ 0-0
Mich. State ____ 0-0
at Minnesota ____ 2-0
at Penn St. ____ 0-0
Nebraska ____ 0-0
at Illinois ____ DNP
Wisconsin ____ DNP
Totals ____ **2-0**

Career Statistics

Defense	Solo	Ast.	Total	T/Loss	Sacks	PBU	QBH	FF	RF	Blk
Freshman	2	0	2	0/0	0/0	0	0	0	0	0



20 - - Deavin Hilson (DEV-in)
Running Back
6-1, 192, Freshman
Des Moines, Iowa (North HS)

Hawk Item - - Prep team played just two games in senior year due to COVID-19.

High school honors - - Earned first-team all-state honors as a junior . . . named second-team all-state as a sophomore . . . earned second-team all-conference honors as a freshman . . . **Career** - - Three-year

football letterman as running back and linebacker . . . played just two games in senior season due to pandemic . . . averaged 9.1 yards on 11 rushing attempts and scored two touchdowns in two contests as a senior, along with three receptions for 36 yards and 10 tackles on defense . . . collected 26.5 tackles as a junior, with 18 solo tackles, 10 tackles for loss and eight sacks . . . collected 37.5 tackles as a sophomore, with 11 tackles for loss and five sacks . . . recorded 12 tackles, including four tackles for loss, as a freshman . . . football team captain as a senior . . . four-sport athlete, also competing in basketball, baseball and track . . . competed in long jump and ran sprints and relays in track . . . earned second-team all-state honors in baseball.

Personal - - Born 1/2/03 . . . accounting/business major . . . academics . . . parents are Regina Turner and Adell Hilson . . . high school coach was Eric Addy.



2 - - Deuce Hogan
Quarterback
6-4, 212, Redshirt Freshman
Southlake, Texas (Faith Christian HS)

2020 - - Redshirted . . . did not see any game action.

High School Honors - - Earned all-state and all-district honors as a senior . . . named all-district as a sophomore and junior . . . named Newcomer of the Year as a freshman . . . **Career** - - Four-year letterman in football . . . prep team advanced to state playoffs

four straight years, winning state title as a freshman and reaching semifinals as a senior . . . four-year prep record of 36-11 . . . team captain as a sophomore, junior, and senior . . . holds school records for career wins, touchdowns, yards, and completions . . . passed for 8,192 yards and completed 52.8 percent of his pass attempts, with 100 career touchdown passes and 30 interceptions.

Personal - - Born 10/20/00 . . . given name is Kristopher Joseph Hogan, II . . . communication studies major . . . parents are Amy and Kris Hogan . . . high school coach was his father, Kris Hogan.



49 - - Ethan Hurkett (HERK-it)
Defensive Line
6-3, 261, Redshirt Freshman
Cedar Rapids, Iowa (Xavier HS)

Hawk Item - - Earned Dean's List recognition, fall, 2020, and spring, 2021.

2020 - - Redshirted, did not see any game action.

High School Honors - - Earned first-team all-state honors as a senior . . . district Defensive Player of the

Year as a senior . . . first-team all-metro, all-district, and all-area as a senior . . . first-team all-state as a junior . . . first team all-metro and all-district as a junior . . . **Career** - - Three-year football letterman as inside linebacker and fullback . . . team captain and MVP as a senior . . . prep team won Class 3A state title as a sophomore and junior and reached state playoffs as a senior . . . four-year record of 43-2 . . . had 53.5 tackles as a senior, with 14.5 tackles for loss, two sacks, one interception, and one fumble recovery . . . had 64 tackles as a junior, with 10 tackles for loss and two sacks . . . had 34.5 tackles as a sophomore . . . also lettered in track.

Personal - - Born 9/19/01 . . . business administration major . . . Honor Roll student four straight years . . . named to all-district academic team as a junior and senior . . . parents are Janelle and Edward . . . high school coach was Duane Schulte.



81 - - Desmond Hutson
Wide Receiver
6-3, 208, Sophomore
Raytown, Mo. (Raytown HS)


Hawk Item - - One of four redshirt freshmen named to 2020 Leadership Group . . . one of eight true freshmen to see action in 2019 . . . redshirted in 2019 after seeing action in just two games.

2020 - - Did not see any game action after suffering preseason injury.

2019 - - Saw first action of career in 38-14 win over Miami, but had no statistics as offense gained 213 net rushing yards and 465 yards total offense . . . saw action in 30-0 win over Rutgers, but had no statistics as offense gained 438 yards total offense . . . did not see action in 18-17 win at Iowa State . . . did not see action in 48-3 win over Middle Tennessee . . . did not see action in 10-3 loss at #18 Michigan . . . did not see action in 17-12 loss to #9 Penn State . . . did not see action in 26-20 win over Purdue . . . did not see action in 20-0 win at Northwestern . . . did not see action in 24-22 loss at #16 Wisconsin . . . did not see action in 23-19 win over #7 Minnesota . . . did not see action in 19-10 win over Illinois . . . did not see action in 27-24 win at Nebraska . . . did not see action in 49-24 Holiday Bowl win over #22 USC.

High school honors - - Earned second-team all-district honors as a senior . . . first-team all-conference as a junior and senior . . . honorable mention all-conference as a sophomore . . . **Career** - - Three-year letterman as wide receiver . . . helped prep team reach state playoffs three years . . . holds school record for career receiving yards . . . 47 receptions for 729 yards and eight touchdowns as a senior . . . 49 receptions for 793 yards and 14 touchdowns as a junior . . . 23 receptions for 418 yards and four touchdowns as a sophomore . . . team captain as a senior . . . three-year letterman in basketball.

Personal - - Born 9/1/2000 . . . open major . . . parents are Carthesa and Christopher Hutson, Sr. . . . high school coach was Logan Minnick.



73 - - **Cody Ince (INCE)
Offensive Line
6-4, 282, Junior
Luck, Wis. (Unity HS)

Hawk Item - - Earned Dean's List recognition, spring, 2021.

2021 Honors - - Preseason second-team All-Big Ten by Athlon Sports and Phil Steele . . . **2021** - - Listed as first team left guard following spring practice.

2020 Honors - - Fourth-team All-Big Ten by Phil Steele . . . honorable mention All-Big Ten by league coaches and media . . . **2020** - - Saw action in all eight games, starting final six games at left guard . . . saw action in 24-20 loss at Purdue as offense gained 460 yards total offense . . . saw action at right guard in 21-20 loss to Northwestern . . . started at left guard for first career start in 49-7 win over Michigan State, as offense rushed for 226 yards and gained 405 yards total offense . . . started at left guard in 35-7 win at Minnesota at offense rushed for 235 yards . . . started at left guard and played every offensive down in 41-21 win at Penn State as offense gained 175 net rushing yards . . . started at left guard and played every offensive down in 26-20 win over Nebraska . . . started at left guard in 35-21 win at Illinois as offense gained 424 yards total offense . . . started at left guard in 28-7 win over #25 Wisconsin.

2019 - - Saw action in 11 games, primarily at left guard . . . saw action in 38-14 win over Miami as offense gained 213 net rushing yards and 465 yards total offense . . . saw action in 30-0 win over Rutgers as offense gained 438 yards total offense . . . saw action in 18-17 win over Iowa State . . . did not see action in 48-3 win over Middle Tennessee due to injury . . . did not see action in 10-3 loss at #18 Michigan . . . saw action in 17-12 loss to #9 Penn State . . . saw action at left guard in 26-20 win over Purdue . . . saw action at left guard in 20-0 win at Northwestern . . . saw action in 24-22 loss at #16 Wisconsin . . . saw action in 23-19 win over #7 Minnesota . . . saw action in 19-10 win over Illinois as offense gained 387 yards total offense . . . saw action in 27-24 win at Nebraska . . . saw action in 49-24 Holiday Bowl win over #22 USC.

2018 - - Redshirted . . . did not see any game action.

High school honors - - Earned first-team all-state honors on offense and honorable mention recognition on defense as a senior . . . first-team all-conference on both offense and defense as a junior and senior . . . all-region defensive end as a junior . . . honorable mention all-conference on defense as a freshman . . . **Career** - - Four-year football letterman as offensive and defensive lineman . . . helped team reach third level of playoffs as a junior and senior, while winning nine games as a sophomore and senior . . . recorded 65 solo tackles and 36 assists as a senior, with 21 tackles for loss, four sacks, four forced fumbles, and one recovered fumble . . . 40 solo stops and 72 assists as a junior, with 19 tackles for loss, 5.5 sacks, and one fumble recovery for a touchdown . . . as a sophomore collected 23 solo tackles and 64 assists, with one tackle for loss . . . 32 tackles as a freshman . . . team captain as a junior and senior . . . four-year letterman in baseball and three-year letterman in basketball.

Personal - - Born 12/18/99 . . . enterprise leadership major . . . earned academic all-state honors . . . parents are Tammy and Marty Ince . . . high school coach was Cory Nelson.



5 - - *Jestin Jacobs
Linebacker
6-4, 236, Sophomore
Englewood, Ohio (Northmont HS)

Hawk Item -- Enrolled in 2019 spring semester and participated in spring practice.

2021 - - Listed as second team outside linebacker following spring practice.

2020 - - Started at weakside linebacker in 24-20 loss at Purdue, recording one assisted tackle . . . saw action in 21-20 loss to Northwestern, but had no statistics . . . saw action in 49-7 win over Michigan State as defense allowed 59 rushing yards and 286 yards total offense . . . recorded two tackles vs. MSU, including one solo stop and one assist . . . saw action in 35-7 win at Minnesota, but had no statistics . . . did not see action in 41-21 win at Penn State . . . did not see action in 26-20 win over Nebraska . . . saw action in 35-21 win at Illinois, recording one solo tackle . . . did not see action in 28-7 win over #25 Wisconsin.

2019 - - Redshirted . . . did not see any game action.

High school honors - - Named Army All-American as a senior . . . named first-team All-West Division, All-GWOC, and All-Southwest District as a senior . . . honorable mention All-Ohio as a senior . . . first-team All-West Division, All-GWOC, and All-Southwest District as a junior . . . **Career** - - Three-year letterman as linebacker and running back . . . helped prep team reach state playoffs as a junior and senior, with two-year record of 18-5 . . . recorded 52 tackles and four sacks as a senior, while rushing 51 times for 365 yards and seven touchdowns . . . as a junior recorded 74 tackles, including four sacks, three forced fumbles, and one interception . . . 14 tackles as a sophomore . . . team captain as a junior and senior.

Personal - - Born 1/25/2001 . . . open major . . . parents are Kristen and Seth Jacobs . . . high school coach was Tony Broering.

Career Bests

Tackles: _____ 2 vs. Michigan State, 11/7/20
Solos: _____ 1, twice, last at Illinois, 12/5/20
Assists: _____ 1, twice, last vs. Michigan State, 11/7/20

Game-By-Game Defensive Stats

2020 _____ **Solo-Ast.**
at Purdue _____ 0-1
N'western _____ 0-0
Mich. State _____ 1-1
at Minnesota _____ 0-0
at Penn St. _____ DNP
Nebraska _____ DNP
at Illinois _____ 1-0
Wisconsin _____ DNP
Totals _____ **2-2**

Career Statistics

Defense _ Solo _ Ast. _ Total T/Loss _ Sacks _ QBH _ PBU _ RF _ Blk
Freshman _ 2 _ 2 _ 4 _ 0/0 _ 0/0 _ 0 _ 0 _ 0 _ 0



27 - - Jack Johnson
Wide Receiver
6-0, 193, Redshirt Freshman
West Des Moines, Iowa (Valley)

2020 - - Redshirted after joining the program as a walk-on . . . earned Dean's List recognition, spring, 2021.

High school honors - - Earned second-team all-state honors as a senior . . . first-team all-district as a senior . . . honorable mention all-district as a junior . . .

Career - - Two-year football letterman as wide receiver . . . helped prep team reach state quarterfinals as a junior and state championship game as a senior, with two-year record of 22-2 . . . team captain as a senior . . . 36 receptions for 449 yards and seven touchdowns as a senior . . . 22 receptions for 263 yards and four touchdowns as a junior.

Personal - - Born 6/15/01 . . . sport and recreation management major . . . earned Valley HS Academic Award . . . parents are Jill and Tom Johnson . . . high school coach was Gary Swenson.



6 - - Keagan Johnson
Wide Receiver
6-1, 197, Freshman
Bellevue, Neb. (Bellevue West HS)

Hawk Item - - Enrolled in 2021 spring semester and participated in spring practice.

2021 - - Listed as second-team wide receiver following spring practice.

High school honors - - Named first-team Super State, first-team all-state and first-team all-conference as a senior . . . named team captain for Super State and All-State teams . . . earned first-team honors on all-Huskerland, 1000 Yard and All-ITG (In the Game) honor squads . . . first-team Super State and all-conference as a junior . . . **Career** - - Prep team won state title in junior season, while reaching the state semifinals as a sophomore and quarterfinals as a senior . . . set single game school record for receiving yards . . . prep team posted 29-3 record over last three seasons . . . totaled 1,337 all-purpose yards and 17 touchdowns in seven games as a senior . . . gained 901 all-purpose yards and scored 10 touchdowns in 13 games as a junior . . . recorded 40 tackles and two interceptions on defense as a sophomore . . . team captain as a senior . . . also played baseball as a prep.

Personal - - Born 9/13/02 in Milwaukee . . . business major . . . parents are Andrea and Clester Johnson . . . father played football at Nebraska . . . high school coach was Michael Huffman.



16 - - *Charlie Jones
Wide Receiver
6-0, 188, Senior
Deerfield, Illinois (Deerfield HS)
University of Buffalo

Hawk Item - - Gained scholarship in December, 2020 after joining the program as a walk-on . . . led the Big Ten and ranked 11th nationally with 10.5 average on punt returns . . . led the Big Ten and ranked fourth nationally with one punt return touchdown . . . ranked sixth in the Big Ten in total punt return yards

(221) . . . joined program as a walk-on in 2019 after attending University of Buffalo and sat out 2019 season as a transfer.

2021 Honors - - Preseason first-team All-Big Ten return specialist by Athlon Sports and Phil Steele . . . **2021** - - Listed as second team wide receiver following spring practice.

2020 Honors - - Honorable mention All-America return specialist by Phil Steele . . . first-team All-Big Ten return specialist by Phil Steele . . . second-team All-Big Ten return specialist by league coaches . . . third-team All-Big Ten return specialist by league media . . . named Big Ten Special Teams Player of the Week for his play in 49-7 win over Michigan State . . . **2020** - - Saw first action of career in 24-20 loss at Purdue . . . handled all punt returns at Purdue, with three returns for 37 yards, and a long of 25 yards that led to Iowa's first touchdown . . . handled all punt returns in 21-20 loss to Northwestern, totaling two returns for eight yards . . . saw action in 49-7 win over Michigan State as offense rushed for 226 yards and gained 405 yards total offense . . . led special teams with five punt returns for 105 yards vs. MSU, including 54-yard touchdown return . . . also had two rushing attempts for 38 yards . . . saw action in 35-7 win at Minnesota, but had no statistics as offense rushed for 235 yards . . . saw action in 41-21 win at Penn State as offense gained 175 net rushing yards . . . three punt returns for five yards at PSU, with two returns negated by penalty . . . saw action in 26-20 win over Nebraska . . . two punt returns for 39 yards against Nebraska, with a long of 31 yards . . . saw action in 35-21 win at Illinois at offense gained 424 yards total offense . . . three punt returns for 27 yards at Illinois, with a long of 18 yards . . . saw action in 28-7 win over #25 Wisconsin . . . three punt returns for zero yards vs. the Badgers, due to penalty yards on returns.

2019 - - Sat out entire season as a transfer.

2018 - - Saw action as wide receiver and return specialist at Buffalo, helping team post 10-4 record while advancing to MAC championship game and Dollar General Bowl . . . recorded 18 receptions for 395 yards and three touchdowns, with a long of 53 yards . . . 15 kickoff returns for 289 yards, with a long of 43 yards.

2017 - - Redshirted.

High school honors - - Earned all-conference honors as a junior and senior . . . named all-area team as kick return specialist . . . **Career** - - Earned team MVP honors as a senior . . . three-year starter . . . averaged 18.2 yards per pass reception and 6.2 yards per rushing attempt . . . averaged 25.3 yards on kick returns . . . scored 14 career touchdowns as a prep.

Personal - - Born 10/29/98 . . . communication studies major . . . parents are Carol and Matt Jones . . . high school coach was Steve Winecki.

Career Rushing Bests (at Iowa)

Attempts: _____ 2 vs. Michigan State, 11/7/20
Yards: _____ 38 vs. Michigan State, 11/7/20
Long: _____ 27 vs. Michigan State, 11/7/20

Career Punt Return Bests (at Iowa)

Number _____ 5 vs. Michigan State, 11/7/20
Yards: _____ 105 vs. Michigan State, 11/7/20
Touchdowns: _____ 1 vs. Michigan State, 11/7/20
Long: _____ 54 vs. Michigan State, 11/7/20

Game-By-Game Stats

Receiving

2020	No.	Yds.	TD	Lng
at Purdue	0	0	0	---
N'western	0	0	0	---
Mich. State	0	0	0	---
at Minnesota	0	0	0	---
at Penn St.	0	0	0	---
Nebraska	0	0	0	---
at Illinois	0	0	0	---
Wisconsin	0	0	0	---
Totals	0	0	0	---

Punt Returns

2020	No.	Yds.	TD	Lng
at Purdue	3	37	0	25
N'western	2	8	0	7
Mich. State	5	105	1	54
at Minnesota	0	0	0	---
at Penn St.	3	5	0	5
Nebraska	2	39	0	31
at Illinois	3	27	0	18
Wisconsin	3	0	0	1
Totals	21	221	1	54

Rushing

2020	No.	Yds.	TD	Lng
at Purdue	0	0	0	---
N'western	0	0	0	---
Mich. State	2	38	0	27
at Minnesota	0	0	0	---
at Penn St.	0	0	0	---
Nebraska	0	0	0	---
at Illinois	0	0	0	---
Totals	2	38	0	27

Career Statistics

Receiving	No.	Yds.	Avg.	TD	Lng
Freshman	18	395	21.9	3	53
Junior	0	0	---	0	---
Career	18	395	21.9	3	53

Rushing	No.	Yds.	Avg.	TD	Lng
Freshman	0	0	---	0	---
Junior	2	38	19.0	0	27
Career	2	38	19.0	0	27

Punt Returns	No.	Yds.	Avg.	TD	Lng
Freshman	0	0	---	0	---
Junior	21	221	10.5	1	54
Career	21	221	10.5	1	54

KO Returns	No.	Yds.	Avg.	TD	Lng
Freshman	15	289	19.3	0	43
Junior	0	0	---	0	---
Career	15	289	19.3	0	43



95 - - Logan Jones
Defensive Line
6-3, 282, Redshirt Freshman
Council Bluffs, Iowa (Lewis Central HS)

2020 -- Redshirted ... did not see any game action.

High School Honors -- Earned first-team all-state honors as a senior, along with first-team all-district and all-city honors, while being named Lineman of the Year ... named to first-team Elite all-state team as a junior ... first-team all-district and all-city while

being named Lineman of the Year ... first-team all-district and all-city as a sophomore ... honorable mention all-district as a freshman ... **Career** -- Four-year football letterman as defensive end, defensive tackle, and offensive tackle ... prep team reached state playoffs four straight seasons, reaching semifinals as a junior and senior ... 21-3 record as a junior and senior ... team captain as a senior ... had 30 tackles as a senior, with 14 tackles for loss and 8.5 sacks ... had 52 tackles as a junior, with 22.5 tackles for loss and 8.5 sacks ... had 18.5 tackles as a sophomore, with 13 tackles for loss and five sacks ... also lettered in track (4) and basketball (3) ... won state title in shot put and discus as a junior.

Personal -- Born 10/19/01 ... pre-business major ... mother is Larae Jones ... high school coaches were Just Kamrad and Jim Duggan.



21 - - *Ivory Kelly-Martin**
Running Back
5-10, 200, Senior
Plainfield, Illinois (Oswego East HS)

Hawk Item -- One of three juniors named to 2020 Leadership Group ... played in just four games in 2019 and used 2019 as a redshirt season ... one of 10 true freshmen to see action in 2017 ... first true freshman to rush for two touchdowns in a game since 2010 ... attended Nazareth Academy as freshman and sophomore before completing final

two years of prep career at Oswego East.

2021 -- Listed as second team running back following spring practice.

2020 -- Saw action in seven games missing final game due to injury ... 13 rushing attempts for 54 yards, along with three receptions for 22 yards and two kickoff returns for 40 yards ... saw action in 24-20 loss at Purdue as offense gained 460 yards total offense ... four rushing attempts for 29 yards, with a long of 14 yards, and one pass reception for one yard ... saw action in 21-20 loss to Northwestern, recording one reception for four yards ... saw action in 49-7 win over Michigan State as offense rushed for 226 yards and gained 405 yards total offense ... five rushing attempts for 10 yards and one reception for 17 yards vs. MSU ... also had one solo tackle on special teams ... saw action in 35-7 win at Minnesota as offense rushed for 235 yards ... recorded one solo tackle on special teams ... saw action in 41-21 win at Penn State as offense gained 175 net rushing yards ... 13 yards on three rushing attempts at PSU ... recorded one solo tackle and one assist on special teams ... saw action in 26-20 win over Nebraska ... two kickoff returns for 40 yards vs. Nebraska, with a long of 23 yards ... recorded one assisted tackle on special teams ... saw action in 35-21 win at Illinois as offense gained 242 yards total offense ... one rushing attempt for two yards at Illinois ... did not see action in 28-7 win over #25 Wisconsin due to injury.

2019 -- Saw action in four games, recording six rushing attempts for 23 yards and two receptions for 25 yards ... saw action in 38-14 win over Miami, but had no statistics as offense gained 213 net rushing yards and 465 yards total offense ... saw action in 30-0 win over Rutgers as offense gained 438 yards total offense ... one reception for 25 yards vs. Rutgers, leading to an Iowa touchdown ... saw action in 18-17 win at Iowa State ... five rushing attempts for 20 yards at Iowa State, along with one pass reception ... saw action in 48-3 win over Middle Tennessee, recording one rushing attempt for three yards as offense gained 644 yards total offense ... did not see action in 10-3 loss at #18 Michigan ... did not see action in 17-12 loss to #9 Penn State ... did

not see action in 26-20 win over Purdue ... did not see action in 20-0 win at Northwestern ... did not see action in 24-22 loss at #16 Wisconsin ... did not see action in 23-19 win over #7 Minnesota ... did not see action in 19-10 win over Illinois ... did not see action in 27-24 win at Nebraska ... did not see action in 49-24 Holiday Bowl win over #22 USC.

2018 -- Played in nine games, with six starts at running back ... rushed 97 times for 341 yards and two touchdowns, with nine receptions for 78 yards ... started at running back in 33-7 win over Northern Illinois as offense gained 209 net rushing yards ... rushed 16 times for 62 yards and one touchdown, with the score coming on a 2-yard run ... started at running back in 28-17 loss to #18 Wisconsin ... led rushing attack with 14 attempts for 72 yards vs. the Badgers, with a long of 19 yards, and also had one reception for seven yards ... started at running back in 48-31 win at Minnesota as offense gained 420 yards total offense ... rushed 20 times for 47 yards and had two receptions for 40 yards, with a career-long reception of 25 yards ... started at running back in 23-0 win over Maryland as offense gained 224 net rushing yards ... reached career-bests with 24 rushing attempts for 98 yards vs. Maryland, with a long of 10 yards, along with one reception ... started at running back in 30-24 loss at #17 Penn State ... five rushing attempts for 14 yards at Penn State ... started at running back in 38-36 loss at Purdue ... 10 rushing attempts for 39 yards at Purdue, with a two-yard touchdown run ... also had two receptions for 21 yards ... saw action in 14-10 loss to Northwestern ... three rushing attempts for nine yards vs. Northwestern, along with career-best three receptions for 12 yards ... saw action in 27-22 Outback Bowl win over #18 Mississippi State, with five rushing attempts for zero yards.

2017 -- Saw action in all 13 games ... rushed 20 times for 184 yards and three touchdowns, with four receptions for 25 yards and one score ... saw action in 44-41 OT win at Iowa State as offense gained 497 yards total offense ... recorded two KO returns for 39 yards at Iowa State, with a long of 24 yards ... also recorded one solo tackle on special teams ... saw action in 31-14 win over North Texas as offense gained 435 yards total offense ... rushed 11 times for 74 yards and two touchdowns vs. North Texas, with scoring runs of two and six yards ... also had two KO returns for 44 yards, with a long of 23 yards ... saw action in 21-19 loss to #4 Penn State ... recorded two pass receptions for 12 yards vs. Penn State, along with three KO returns for 67 yards ... saw action in 17-10 loss at Michigan State ... one reception for 10 yards at MSU, along with one rushing attempt for minus two yards ... two KO returns for 56 yards at MSU, with a long of 35 yards ... saw action in 45-16 win over Illinois ... two rushing attempts for 22 yards vs. Illinois, along with one reception for a three-yard touchdown ... saw action in 17-10 OT loss at Northwestern, recording one KO return for 28 yards ... saw action in 17-10 win over Minnesota, returning three kickoffs for 62 yards, with a long of 23 yards ... also had one assisted tackle on special teams ... saw action in 55-24 win over #3 Ohio State as offense gained 487 yards total offense ... two kickoff returns for 38 yards vs. Ohio State, with a long of 20 yards ... saw action in 38-14 loss at #6 Wisconsin, recording three KO returns for 53 yards and one solo tackle on special teams ... saw action in 24-15 loss to Purdue, recording one KO return for 17 yards ... saw action in 56-14 win at Nebraska as offense rushed for 313 yards and gained 505 yards total offense ... rushed six times for a career-best 90 yards at Nebraska, with a long of 57 yards ... scored on a five yard run.

High school honors -- Earned first-team all-conference and all-state (247sports.com) honors as a senior, being named conference offensive MVP ... named *Chicago Tribune* West Athlete of the Month in December ... earned *Pioneer Press* All-America recognition and first-team all-conference honors as a junior ... second-team all-state by the *Chicago Tribune* as a junior ... **Career** -- Four-year football letterman as running back and defensive back ... helped prep football teams post four-year record of 43-7, winning state titles as a sophomore (Nazareth Academy) and junior (Oswego East) ... as a senior had 159 rushing attempts for 1,360 yards and 22 touchdowns, with 19 pass receptions for 287 yards and four touchdowns ... rushed for 2,036 yards and 36 touchdowns as a junior on 190 rushing attempts, while also scoring two touchdowns on special team returns ... had 90 rushing attempts for 698 yards and 10 touchdowns as a freshman ... set school record at Nazareth Academy with six rushing touchdowns in a game ... at East, set record for longest rushing touchdown (96 yards) in state championship game ... team captain as a senior ... also lettered in track (1) as sprinter and hurdler, wrestling (1), and volleyball (1).

Personal - - Born 10/7/98 . . . sport and recreation management major . . . earned academic All-America recognition . . . parents are Idaly and Jamar Kelly . . . high school coach at Nazareth Academy was Tim Racki; coach at Oswego East was Tyson LeBlanc.

Career Rushing Bests

Attempts: _____ 24 vs. Maryland, 10/20/18
 Yards: _____ 98 vs. Maryland, 10/20/18
 Touchdowns: _____ 2 vs. North Texas, 9/16/17
 Long: _____ 57 at Nebraska, 11/24/17

Career Receiving Bests

Receptions: _____ 3 vs. Northwestern, 11/10/18
 Yards: _____ 40 at Minnesota, 10/6/18
 Touchdowns: _____ 1 vs. Illinois, 10/7/17
 Long: _____ 25, twice, last vs. Rutgers, 9/7/19

Career KO Return Bests

Returns: _____ 3, three times, last at Wisconsin, 11/11/17
 Yards: _____ 67 vs. Penn State, 9/23/17
 Long: _____ 35 at Michigan State, 9/30/17

2017 Game-By-Game Stats

Rushing	No.	Yds.	TD	Lng	Receiving	No.	Yds.	TD	Lng
Wyoming	0	0	0	---	Wyoming	0	0	0	---
at IA State	0	0	0	---	at IA State	0	0	0	---
N. Texas	11	74	2	23	N. Texas	0	0	0	---
PSU	0	0	0	---	PSU	2	12	0	6
at MSU	1	-2	0	---	at MSU	1	10	0	10
Illinois	2	22	0	11	Illinois	1	3	1	3
at N'western	0	0	0	---	at N'western	0	0	0	---
Minnesota	0	0	0	---	Minnesota	0	0	0	---
Ohio State	0	0	0	---	Ohio State	0	0	0	---
at Wisconsin	0	0	0	---	at Wisconsin	0	0	0	---
Purdue	0	0	0	---	Purdue	0	0	0	---
at Nebraska	6	90	1	57	at Nebraska	0	0	0	---
Boston C. (n)	0	0	0	---	Boston C. (n)	0	0	0	---
Totals	20	184	3	57	Totals	4	25	1	10

KO Returns No. Yds. TD Lng

Wyoming	0	0	0	---
at IA State	2	39	0	24
N. Texas	2	44	0	23
PSU	3	67	0	30
at MSU	2	56	0	35
Illinois	0	0	0	---
at N'western	1	28	0	28
Minnesota	3	62	0	23
Ohio State	2	38	0	20
at Wisconsin	3	53	0	21
Purdue	1	17	0	17
at Nebraska	0	0	0	---
Boston C. (n)	0	0	0	---
Totals	19	404	0	35

2018 Game-By-Game Stats

Rushing	No.	Yds.	TD	Lng	Receiving	No.	Yds.	TD	Lng
N. Ill.	16	62	1	10	N. Ill.	0	0	0	---
IA State	INJ				IA State	INJ			
N. Iowa	INJ				N. Iowa	INJ			
Wisconsin	14	72	0	19	Wisconsin	1	7	0	7
at Minn.	20	47	0	15	at Minn.	2	40	0	25
at Ind.	INJ				at Ind.	INJ			
Maryland	24	98	0	10	Maryland	0	0	0	---
at PSU	5	14	0	5	at PSU	0	0	0	---
at Purdue	10	39	1	11	at Purdue	2	21	0	17
N'western	3	9	0	3	N'western	3	12	0	8
at Illinois	INJ				at Illinois	INJ			
Nebraska	0	0	0	---	Nebraska	0	0	0	---
Miss. State (n)	5	0	0	2	Miss. State (n)	0	0	0	---
Totals	92	341	2	19	Totals	9	78	0	25

2019 Game-By-Game Stats

Rushing	No.	Yds.	TD	Lng	Receiving	No.	Yds.	TD	Lng
Miami	0	0	0	---	Miami	0	0	0	---
Rutgers	0	0	0	---	Rutgers	1	25	0	25
at IA State	5	20	0	9	at IA State	1	0	0	---
MTSU	1	3	0	3	MTSU	0	0	0	---
at Mich	DNP				at Mich	DNP			
Penn State	DNP				Penn State	DNP			
Purdue	DNP				Purdue	DNP			
at N'western	DNP				at N'western	DNP			
at Wisconsin	DNP				at Wisconsin	DNP			
Minnesota	DNP				Minnesota	DNP			
Illinois	DNP				Illinois	DNP			
at Nebraska	DNP				at Nebraska	DNP			
USC (n)	DNP				USC (n)	DNP			
Totals	6	23	0	9	Totals	2	25	0	25

2020 Game-By-Game Stats

Rushing	No.	Yds.	TD	Lng	Receiving	No.	Yds.	TD	Lng
at Purdue	4	29	0	14	at Purdue	1	1	0	1
N'western	0	0	0	---	N'western	1	4	0	4
Mich. State	5	10	0	6	Mich. State	1	17	0	17
at Minnesota	0	0	0	---	at Minnesota	0	0	0	---
at Penn St.	3	13	0	9	at Penn St.	0	0	0	---
Nebraska	0	0	0	---	Nebraska	0	0	0	---
at Illinois	1	2	0	2	at Illinois	0	0	0	---
Wisconsin	INJ				Wisconsin	INJ			
Totals	13	54	0	14	Totals	3	22	0	17

KO Returns No. Yds. TD Lng

at Purdue	0	0	0	---
N'western	0	0	0	---
Mich. State	0	0	0	---
at Minnesota	0	0	0	---
at Penn St.	0	0	0	---
Nebraska	2	40	0	23
at Illinois	0	0	0	---
Wisconsin	INJ			
Totals	2	40	0	23

Career Statistics

Rushing	No.	Yds.	Avg.	TD	Lng
Freshman	20	184	9.2	3	57
Sophomore	97	341	3.5	2	19
Junior ('19)	6	23	3.8	0	9
Junior ('20)	13	54	4.2	0	14
Career	136	602	4.4	5	57

Receiving	No.	Yds.	Avg.	TD	Lng
Freshman	4	25	6.2	1	10
Sophomore	9	78	8.7	0	25
Junior ('19)	2	25	25.0	0	25
Junior ('20)	3	22	7.3	0	17
Career	18	150	8.3	1	25

KO Returns	No.	Yds.	Avg.	TD	Lng
Freshman	19	404	21.2	0	35
Sophomore	0	0	---	0	---
Junior ('19)	0	0	---	0	---
Junior ('20)	2	40	20.0	0	23
Career	21	444	21.1	0	35



46 - - Logan Klemp
Linebacker
6-2, 234, Junior
Jewell, Iowa (South Hamilton HS)

Hawk Item - - Earned Dean's List recognition, spring, 2019, fall, 2020, and spring, 2021.

2020 Honors - - Academic All-Big Ten for second year . . . **2020** - - Saw action in four games, recording one solo tackle . . . did not see action in 24-20 loss at Purdue . . . did not see action in 21-20 loss to Northwestern . . . saw first action of career in 49-7 win over Michigan State, but had no statistics as defense allowed 59 rushing yards and 286 yards total offense . . . saw action in 35-7 win at Minnesota, but had no statistics . . . did not see action in 41-21 win at Penn State . . . saw action in 26-20 win over Nebraska, recording one solo tackle for first career tackle . . . saw action in 35-21 win at Illinois, but had no statistics . . . did not see action in 28-7 win over #25 Wisconsin.

2019 - - Academic All-Big Ten . . . **2019** - - Did not see any game action.

2018 - - Redshirted . . . did not see any game action.

High school honors - - Named prep team Most Valuable Player for three straight years . . . named the Class 1A Player of the Year as a senior by the Iowa Football Coaches Association (IFCA) . . . named Ames Tribune Player of the Year as a senior . . . earned first-team all-state honors, district MVP honors on defense, and first-team all-district honors as a senior . . . second-team all-state linebacker and first-team all-district running back as a junior, while being named to Ames Tribune All-Area team . . . second-team all-district running back as a sophomore . . . second-team all-district linebacker as a freshman, while being named to Ames Tribune All-Area team . . . **Career** - - Played linebacker, running back and receiver while earning four letters . . . helped team reach state playoffs as a senior with 8-2 overall record . . . holds school records for rushing yards in a game (294) and career scoring . . . recorded 82.5 tackles as a senior, including 12 tackles for loss and six sacks, to go with two interceptions . . . rushed 188 times for 1,260 yards and 13 touchdowns as a senior, with 11 receptions for 131 yards and one touchdown . . . completed only pass attempt as a senior for 34-yard touchdown . . . recorded 52 tackles as a junior, with 9.5 tackles for loss, five sacks and two recovered fumbles . . . rushed for 889 yards and 10 touchdowns as a junior, with 218 receiving yards and two touchdowns . . . collected 60 tackles as a sophomore, including 6.5 tackles for loss and 2.5 sacks, with one interception . . . rushed for 712 yards and four touchdowns . . . as a freshman recorded 10.5 tackles, including four tackles for loss, 1.5 sacks, and six interceptions, with one touchdown . . . collected 11 receptions for 176 yards and two touchdowns as a freshman . . . four-year letterman in basketball and track . . . placed seventh in state in the shot put as a junior . . . team captain for final three prep seasons.

Personal - - Born 8/4/99 . . . elementary education interest . . . earned Academic All-District honors as a junior and senior . . . Academic All-State as a senior . . . Rotary Leadership Club as a senior . . . named to prep Honor Roll four straight years . . . parents are Amy and Corey Klemp . . . high school coach was his father, Corey Klemp.

Career Bests

Tackles: _____ 1 vs. Nebraska, 11/27/20
Solos: _____ 1 vs. Nebraska, 11/27/20

Game-by-Game Defensive Stats

2020 ____ Solo-Ast.
at Purdue ____ DNP
N'western ____ DNP
Mich. State ____ 0-0
at Minnesota ____ 0-0
at Penn St. ____ DNP
Nebraska ____ 1-0
at Illinois ____ 0-0
Wisconsin ____ DNP
Totals ____ **1-0**

Career Statistics

Defense	Solo	Ast.	Total	T/Loss	Sacks	Int-Yds.	PBU	FF	RF
Freshman	0	0	0	0/0	0/0	0-0	0	0	0
Sophomore	1	0	1	0/0	0/0	0-0	0	0	0
Career	1	0	1	0/0	0/0	0-0	0	0	0



28 - - * Jack Koerner (KERN-ir)**
Defensive Back
6-0, 204, Senior
Des Moines, Iowa (Dowling HS)

Hawk Item - - Had an interception in three straight games (Northwestern, Michigan State, Minnesota) . . . ranked sixth in the Big Ten and 27th in the nation with three interceptions . . . one of three juniors named to 2020 Leadership Group . . . earned scholarship beginning with spring semester, 2020.

2021 Honors - - Preseason second-team All-Big Ten by Athlon Sports and Phil Steele . . . **2021** - - Listed as first team free safety following spring practice.

2020 Honors - - Second-team All-Big Ten by league media . . . second-team All-Big Ten by Associated Press and Phil Steele . . . third-team All-Big Ten by league coaches . . . preseason third-team All-Big Ten by Athlon Sports . . . **2020** - - Started all eight games at free safety . . . recorded 45 tackles, including 26 solo stops and 19 assists . . . also had three interceptions, two tackles for loss, two pass break-ups, and a blocked field goal . . . started at free safety in 24-20 loss at Purdue . . . matched career-high with 123 tackles at Purdue, including nine solo stops, four assists and one tackle for loss . . . started at free safety in 21-20 loss to Northwestern . . . five tackles vs. Northwestern, including two solo stops and three assists . . . also recorded first interception of the season and five yard return . . . started at free safety in 49-7 win over Michigan State as defense allowed 59 rushing yards and 286 yards total offense . . . five tackles vs. MSU, including two solo stops and three assists . . . also collected second interception of the season vs. MSU and recorded a shared tackle for loss . . . started at free safety in 35-7 win at Minnesota . . . two solo tackles at Minnesota, to go with interception and 19 yard return, one pass break-up, and the first blocked field goal of career . . . started at free safety in 41-21 win at Penn State as defense allowed just 62 net rushing yards . . . five tackles at PSU, including three solo stops and two assists, with a shared tackle for loss . . . started at free safety in 26-20 win over Nebraska . . . six tackles vs. Nebraska, including three solo stops and three assists . . . started at free safety in 35-21 win at Illinois . . . three tackles at Illinois, including two solo stops and one assist, along with a pass break-up and one QB pressure . . . started at free safety in 28-7 win over #25 Wisconsin as defense allowed 56 net rushing yards and 225 yards total offense . . . six tackles vs. the Badgers, including three solo tackles and three assists.

2019 Honors - - Academic All-Big Ten for second year . . . Next Man In Award, defense . . . **2019** - - Saw action in all 13 games, with 11 starts at free safety . . . recorded 81 tackles, including 49 solo stops and 32 assists . . . collected one interception, five pass break-ups, two recovered fumbles and one caused fumble . . . saw action in 38-14 win over Miami, but had no statistics as defense allowed just 59 net rushing yards . . . started at free safety in 30-0 win over Rutgers for first career start as defense allowed just 125 yards total offense . . . recorded career-best four tackles vs. Rutgers, including two solo stops and two assists . . . started at free safety in 18-17 win at Iowa State . . . career-best eight tackles at Iowa State, including five solo stops and three assists . . . first career recovered fumble led to Iowa field goal, and also added two pass break-ups, including break-up on ISU's final offensive play . . . started at free safety in 48-3 win over Middle Tennessee, recording two solo tackles and one assist as defense allowed just 216 yards total offense . . . started at free safety in 10-3 loss at #18 Michigan . . . five tackles at Michigan, including four solo stops and one assist, along with one forced fumble and a pass break-up . . . started at free safety in 17-12 loss to #9 Penn State . . . career-high 13 tackles vs. PSU, including four solo tackles and nine assists . . . started at free safety in 26-20 win over Purdue as defense allowed just 33 net rushing yards . . . five tackles vs. Purdue, including three solo stops and two assists, along with on pass break-up . . . started at free safety in 20-0 win at Northwestern at defense allowed just 64 net rushing yards and 202 yards total offense . . . five tackles at Northwestern, including three solo stops and two assists . . . started at free safety in 24-22

loss at Wisconsin . . . seven tackles at Wisconsin, including five solo stops and two assists . . . started at free safety in 23-19 win over #7 Minnesota as defense allowed just 63 net rushing yards . . . recorded five solo tackles vs. Minnesota, along with one pass break-up . . . started at free safety in 19-10 win over Illinois . . . seven tackles vs. Illinois, including career-best five solo stops and two assists . . . fumble recovery in fourth quarter led to Iowa field goal . . . started at free safety in 27-24 win at Nebraska . . . 11 tackles at Nebraska, including five solo stops and six assists . . . first career interception and 20-yard return stopped Nebraska scoring threat at end of first half . . . started at free safety in 49-24 Holiday Bowl win over #22 USC as defense allowed just 22 net rushing yards . . . eight tackles vs. USC, including career-best six solo stops and two assists, along with first career tackle for loss.

2018 Honors -- Academic All-Big Ten . . . **2018** -- Saw action in 12 games, recording two tackles while playing primarily on special teams . . . recorded one assisted tackle for first career stop in 23-0 win over Maryland as defense allowed just 39 offensive plays and 115 yards total offense . . . recorded one solo tackle in 63-0 win at Illinois as defense allowed just 216 yards total offense.

2017 Honors -- Team Leader Award, special teams . . . **2017** -- Redshirted after joining the team as a walk-on.

High school honors -- Earned first-team all-state honors as a senior . . . first-team all-conference as a junior and senior . . . **Career** -- Two-year football letterman as defensive back and wide receiver . . . helped prep team win state titles as a junior and senior, with combined three-year record of 40-2 . . . team captain as a senior . . . also lettered in baseball.

Personal -- Born 8/24/98 . . . sport and recreation management major . . . parents are Gail and Gary Koerner . . . one of two players from Des Moines on Iowa roster . . . attended same high school as DL John Waggoner and RB Gavin Williams . . . high school coach was Tom Wilson.

Career Bests

Tackles: _____ 13, twice, last at Purdue, 10/24/20
 Solos: _____ 9 at Purdue, 10/24/20
 Assists: _____ 9 vs. Penn State, 10/12/19
 Interception: _____ 1, four times, last at Minnesota, 11/13/20
 Tackle for Loss: _____ 1, twice, last at Purdue, 10/24/20
 Caused Fumble: _____ 1 at Michigan, 10/5/19
 Recovered Fumble: _____ 1, twice, last vs. Illinois, 11/23/17
 Pass Break-Ups: _____ 2 at Iowa State, 9/14/19
 Blocked FG: _____ 1 at Minnesota, 11/13/20

Game-by-Game Defensive Stats

2018	Solo-Ast.	2019	Solo-Ast.	2020	Solo-Ast.
N. Ill.	0-0	Miami	0-0	at Purdue	9-4
IA State	0-0	Rutgers	2-2	N'western	2-3
N. Iowa	0-0	at IA State	5-3	Mich. State	2-3
Wisconsin	DNP	MTSU	2-1	at Minnesota	2-0
at Minn.	0-0	at Mich	4-1	at Penn St.	3-2
at Ind.	0-0	Penn State	4-9	Nebraska	3-3
Maryland	0-1	Purdue	3-2	at Illinois	2-1
at PSU	0-0	at N'western	3-2	Wisconsin	3-3
at Purdue	0-0	at Wisconsin	5-2	Totals	26-19
N'western	0-0	Minnesota	5-0		
at Illinois	1-0	Illinois	5-2		
Nebraska	0-0	at Nebraska	5-6		
Miss. State (n)	0-0	USC (n)	6-2		
Totals	1-1	Totals	49-32		

Career Statistics

Defense	Solo	Ast.	Total	T/Loss	Sacks	Int-Yds.	PBU	FF	RF	BLK
Freshman	1	1	2	0/0	0/0	0-0	0	0	0	0
Sophomore	49	32	81	1/2	0/0	1-20	5	1	2	0
Junior	26	19	45	2/4	0/0	3-24	2	0	0	1
Career	76	52	128	3/6	0/0	4-44	7	1	2	1



83 - - Alec Krita
Wide Receiver
5-11, 195, Sophomore
St. Charles, Illinois (St. Charles North HS)

2020 Honors -- Academic All-Big Ten . . . **2020** -- Saw action in one game, recording one reception for 12 yards . . . did not see action in 24-20 loss at Purdue . . . did not see action in 21-20 loss to Northwestern . . . saw first action of career in 49-7 win over Michigan State as offense rushed for 226 yards and gained 405 yards total offense . . . first career reception for 12 yards vs. MSU . . . did not see action in 35-7 win at Minnesota . . . did not see action in 41-21 win at Penn State . . . did not see action in 26-20 win over Nebraska . . . did not see action in 35-21 win at Illinois . . . did not see action in 28-7 win over #25 Wisconsin.

2019 -- Redshirted after joining the program as a walk-on . . . did not see any game action.

Career Receiving Bests

Receptions: _____ 1 vs. Michigan State, 11/7/20
 Yards: _____ 12 vs. Michigan State, 11/7/20
 Long: _____ 12 vs. Michigan State, 11/7/20

Game-By-Game Receiving Stats

2020	No.	Yds.	TD	Lng
at Purdue	DNP			
N'western	DNP			
Mich. State	1	12	0	12
at Minn.	DNP			
at Penn St.	DNP			
Nebraska	DNP			
at Illinois	DNP			
Wisconsin	DNP			
Totals	1	12	0	12

Career Statistics

Receiving	No.	Yds.	Avg.	TD	Lng
Freshman	1	12	12.0	0	12



86 - - Tommy Kujawa (KOO-yah-vuh)
Tight End
6-3, 236, Senior
Greendale, Wis. (Greendale HS)

2020 -- Did not see any action.
2019 -- Did not see any game action.
2018 -- Did not see any game action.
2017 -- Redshirted after joining the program as a walk-on.

High school career -- Played running back, tight end and wide receiver as a senior . . . rushed for 658 yards and had 270 receiving yards, despite missing four games due to injury.

Personal -- Born 6/24/98 . . . enterprise leadership major . . . parents are Marybeth and Tommy Kujawa, Sr. . . high school coach was Rob Stoltz.



5 - - Joey Labas (LAY-bus)
Quarterback
6-4, 194, Freshman
Brecksville, Ohio
(Brecksville-Broadview Heights HS)

High school honors - - Named Suburban League National Conference Co-Offensive Player of the Year . . . named first-team All-Lakes and all-district as a senior . . . Cleveland FOX8 Player of the Year finalist as a senior . . . Cleveland Plain Dealer Offensive Player of the Year as a junior . . . second-team all-state as a

junior . . . Suburban League National Conference Player of the Year as a junior . . . missed sophomore season due to injury . . . honorable mention all-conference as a freshman . . . **Career** - - Four-year letterman as quarterback and punter . . . prep team reached state playoffs as a junior and senior with two-year record of 14-6 . . . holds numerous career passing school records . . . completed 67 percent of pass attempts as a senior for 2,349 yards and 16 touchdowns . . . as a junior had 2,351 passing yards and 23 touchdowns while completing 65 percent of his attempts . . . passed for 2,521 yards and 21 touchdowns as a freshman, completing 78 percent of pass attempts . . . also earned three letters in baseball and basketball.

Personal - - Born 1/15/03 . . . business/finance major . . . parents are Lori and Chris Labas . . . high school coach was Martin Poder.



85 - - Luke Lachey (luh-SHAY)
Tight End
6-6, 248, Redshirt Freshman
Columbus, Ohio (Grandview HS)

Hawk Item - - One of eight true freshmen to see action in 2020, seeing action in one game.

2021 - - Listed as second team tight end following spring practice.

2020 - - Redshirted . . . saw first action of career in 49-7 win over Michigan State, but had no statistics as offense rushed for 226 yards and gained 405 yards total offense.

High School Honors - - Earned first-team all-state, all-conference, and all-district honors as a senior . . . named to all-metro team as a senior . . . second-team all-state as a junior, as well as honorable mention on Super 25 team . . . first-team all-conference and all-district as a junior and sophomore . . . honorable mention all-state as a sophomore . . . two-time Back of the Year at Grandview and conference Most Outstanding Player . . . **Career** - - Four-year football letterman as wide receiver, tight end and defensive back . . . helped prep team reach state playoffs as a junior and senior . . . team captain as a junior and senior . . . had 57 receptions for 741 yards and seven touchdowns as a senior, along with 43 rushing attempts for 357 yards and three touchdowns . . . had five interceptions on defense as a senior . . . had 45 receptions for 763 yards and 12 touchdowns as a junior, with three interceptions on defense and 13 kickoff returns for 387 yards and two touchdowns . . . had 15 receptions for 416 yards and six touchdowns as a sophomore . . . had three interceptions on defense and eight punt returns for 76 yards and one touchdown . . . had one reception for 28 yards and a touchdown as a freshman . . . also earned four letters in basketball and two letters in track.

Personal - - Born 6/29/01 . . . pre-business major . . . National Honor Society and Honor Roll as a prep . . . earned Academic All-Ohio recognition . . . parents are Ann and Jim Lachey . . . father played college football at Ohio State . . . high school coach was Jason Peters.



4 - - **Sam LaPorta ^
Tight End
6-4, 249, Junior
Highland, Ill. (Highland HS)

Hawk Item - - One of eight true freshmen to see action in 2019 . . . earned Dean's List recognition spring, 2020.

2021 Honors - - Preseason third-team All-Big Ten by Athlon Sports and Phil Steele . . . **2021** - - Listed as first team tight end following spring practice.

2020 Honors - - Fourth-team All-Big Ten by Phil Steele . . . honorable mention All-Big Ten by league coaches and media . . . John Mackey Award preseason Watch List . . . preseason fourth-team All-Big Ten by Athlon Sports . . . **2020** - - Saw action in all eight games, with five starts . . . led team with 27 receptions and ranked second in receiving yards (271), with one touchdown . . . one of two tight ends in the starting line-up in 24-20 loss at Purdue . . . five receptions for career-high 71 yards at Purdue, with a long of 20 yards . . . started at tight end in 21-20 loss to Northwestern . . . tied career-best with six receptions vs. Northwestern, totaling 46 yards, with a long of 11 yards . . . started at tight end in 49-7 win over Michigan State as offense rushed for 226 yards and gained 405 yards total offense . . . two receptions for 11 yards vs. MSU . . . saw action in 35-7 win at Minnesota as offense rushed for 235 yards . . . one reception for five yards at Minnesota . . . one of two tight ends in the starting line-up in 41-21 win at Penn State as offense gained 175 net rushing offense . . . three receptions for 32 yards at PSU, with a long of 16 yards . . . one of two tight ends in the starting line-up in 26-20 win over Nebraska . . . led receivers with five receptions for 38 yards vs. Nebraska, along with recording one solo tackle . . . saw action in 35-21 win at Illinois as offense gained 242 yards total offense . . . four receptions for 57 yards and a touchdown at Illinois . . . first career touchdown came on 22-yard reception at Illinois . . . saw action in 28-7 win over #25 Wisconsin, recording one reception for 11 yards.

2019 - - Saw action 12 games with two starts, missing one game due to injury . . . collected 15 receptions for 188 yards . . . saw action in 38-14 win over Miami, but had no statistics as offense gained 213 net rushing yards and 465 yards total offense . . . saw action in 30-0 win over Rutgers, but had no statistics as offense gained 438 yards total offense . . . saw action in 18-17 win at Iowa State, but had no statistics . . . saw action in 48-3 win over Middle Tennessee, but had no statistics as offense gained 644 yards total offense . . . did not see action in 10-3 loss at #18 Michigan . . . saw action in 17-12 loss to #9 Penn State, but had no statistics . . . saw action in 26-20 win over Purdue, but had no statistics . . . saw action in 20-0 win at Northwestern . . . first receptions of his career with two receptions for 43 yards at Northwestern, including a long of 41 yards . . . one of three tight ends in the starting line-up in 24-22 loss at #16 Wisconsin . . . one reception for 16 yards at Wisconsin . . . saw action in 23-19 win over #7 Minnesota . . . one reception for 12 yards vs. Minnesota for a key first down . . . saw action in 19-10 win over Illinois as offense gained 387 yards total offense . . . two receptions for 36 yards vs. Illinois, with a long of 22 yards . . . saw action in 27-24 win at Nebraska . . . career-high three receptions for 37 yards at Nebraska . . . 22-yard reception in final seconds led to game-winning field goal with one second remaining . . . one of three tight ends in the starting line-up in 49-24 Holiday Bowl win over #22 USC . . . career-best six receptions for 44 yards vs. USC, with a long of 14 yards.

High school honors - - Earned first-team all-state honors on offense as a junior and senior . . . all-area defensive back as a junior and senior . . . first-team all-conference on defense as a sophomore and also all-area on offense . . . honorable mention all-conference as a receiver as a freshman . . . **Career** - - Four-year football letterman as wide receiver and defensive back . . . helped prep team post four-year record of 40-6, including just two losses in final two seasons combined . . . prep team reached state semifinals as a junior . . . ranks second in Illinois high school history in receiving touchdowns (50) and third in receiving yards (3,793) . . . recorded 68 receptions for 1,457 yards and 19 touchdowns as a senior, along with 53 tackles and seven interceptions on defense . . . as a junior recorded 67 receptions for 1,387 yards and 20 touchdowns, while also collecting seven interceptions . . . three-year team captain . . . also earned four letters in basketball and two in track.

Personal -- Born 1/12/2001 ... business major ... member of National Honor Society ... earned Academic All-State recognition three years ... parents are Staci and Joseph LaPorta ... high school coach was Jimmy Warnecke.

Career Receiving Bests

Receptions: _____ 6, twice, last vs. Northwestern, 10/31/20
Yards: _____ 71 (5 catches) at Purdue, 10/24/20
Long: _____ 41 at Northwestern, 10/26/20
Touchdowns: _____ 1 at Illinois, 12/5/20

Game-By-Game Receiving Stats

2019	No.	Yds.	TD	Lng	2020	No.	Yds.	TD	Lng
Miami	0	0	0	---	at Purdue	5	71	0	20
Rutgers	0	0	0	---	N'western	6	46	0	11
at IA State	0	0	0	---	Mich. State	2	11	0	6
MTSU	0	0	0	---	at Minnesota	1	5	0	---
at Mich	DNP	---	---	---	at Penn St.	3	32	0	16
Penn State	0	0	0	---	Nebraska	5	38	0	15
Purdue	0	0	0	---	at Illinois	4	57	1	24
at N'western	2	43	0	41	Wisconsin	1	11	0	11
at Wisconsin	1	16	0	16	Totals	27	271	1	24
Minnesota	1	12	0	12					
Illinois	2	36	0	22					
at Nebraska	3	37	0	22					
USC (n)	6	44	0	14					
Totals	15	188	0	41					

Career Statistics

Receiving	No.	Yds.	Avg.	TD	Lng
Freshman	15	188	12.5	0	41
Sophomore	26	260	9.2	1	24
Career	41	448	10.9	1	41



11 - AJ Lawson
Defensive Back
6-0, 192, Redshirt Freshman
Decatur, Ill. (MacArthur HS)

2020 -- Redshirted ... did not see any game action.

High School Honors -- First-team all-conference as a junior and senior ... first-team all-county as a junior ... **Career** -- Four-year football letterman as defensive back and wide receiver ... helped prep team reach state playoffs three straight seasons, posting three-year mark of 20-12 ... team captain as a senior ... had 39 receptions for 681 yards and seven touchdowns as a senior, with 25 tackles, two interceptions, and one touchdown on defense ... had 45 receptions for 843 yards and eight touchdowns as a junior, with 33 tackles, five interceptions and two touchdowns on defense ... had 16 tackles and two interceptions as a sophomore ... earned two letters in basketball and track ... placed in state track meet in high jump, while also competing in long jump and sprints.

Personal -- Born 4/12/02 in Atlanta, Georgia ... open major ... parents are Leshawn Anderson and Alphonzo Lawson, Sr. ... high school coach was Derek Spates.



85 - Logan Lee
Defensive Line
6-5, 277, Sophomore
Orion, Ill. (Orion HS)

Hawk Item -- One of four redshirt freshmen named to 2020 Leadership Group ... earned Dean's List recognition, spring, 2021.

2021 -- Listed as second team right tackle following spring practice.

2020 -- Saw action in two games, recording one solo tackle ... did not see action in 24-20 loss at Purdue ... did not see action in 21-20 loss to Northwestern ... saw first action of career in 49-7 win over Michigan State, but had no statistics as defense allowed 59 rushing yards and 286 yards total offense ... saw action in 35-7 win at Minnesota, recording one solo tackle for first career tackle ... did not see action in 41-21 win at Penn State ... did not see action in 26-20 win over Nebraska ... did not see action in 35-21 win at Illinois ... did not see action in 28-7 win over #25 Wisconsin.

2019 -- Redshirted ... did not see any game action.

High school honors -- Earned unanimous all-conference honors on both offense and defense for three straight seasons ... first-team all-state on both offense and defense as a junior ... named to Quad City Times All-Western Illinois first team defense as a junior and senior ... captain of All-Western Illinois team as a junior ... **Career** -- Four-year football letterman as tight end and defensive end ... holds school record for career sacks (35) ... prep team reached state quarterfinals as junior and senior, and first round of playoffs as a sophomore ... helped prep team post 20-4 record over final two seasons and 36-10 mark over four years ... recorded 26 receptions for 432 yards and 10 touchdowns as a senior, with 46 tackles, 14.5 tackles for loss, and 14 sacks on defense ... as a junior recorded 28 receptions for 505 yards and eight touchdowns, with 74 tackles, 28 tackles for loss, and 13 sacks on defense ... sophomore totals included 11 receptions for 120 yards and three touchdowns, with 28 tackles, 10 tackles for loss and eight sacks on defense ... collected 12 tackles, including three tackles for loss, as a freshman ... team captain as a senior ... also lettered in track and wrestling ... earned wrestling state title at 220-pounds as a sophomore ... earned wrestling state title at 285-pounds as a senior, becoming just third two-time state champion in school history.

Personal -- Born 6/12/2000 ... health and human physiology major ... earned high Honor Roll status as a prep ... parents are Susan and Mitch Lee ... high school coach was Chip Filler.

Career Bests


Tackles: _____ 1 at Minnesota, 11/13/20
Solos: _____ 1 at Minnesota, 11/13/20

Game-by-Game Defensive Stats

2020	Solo	Ast.
at Purdue	DNP	---
N'western	DNP	---
Mich. State	0-0	---
at Minn.	1-0	---
at Penn St.	DNP	---
Nebraska	DNP	---
at Illinois	DNP	---
Wisconsin	DNP	---
Totals	1-0	---

Career Statistics


Defense	Solo	Ast.	Total	T/Loss	Sacks	Int-Yds.	PBU	FF	RF
Freshman	1	0	1	0/0	0/0	0-0	0	0	0



59 - Griffin Liddle (little)
Defensive Line
6-3, 267, Freshman
Bettendorf, Iowa (Bettendorf HS)

High school honors - - Earned first-team all-state and all-conference honors as a junior and senior . . . second-team all-state and first-team all-conference as a sophomore . . . earned second-team all-conference honors as a freshman . . . **Career** - - Four-year letterman as offensive and defensive lineman . . . helped prep team reach state semifinals as freshman, sophomore and junior . . . team reached state quarterfinals as a senior . . . prep team compiled four-year record of 34-10 . . . recorded 18 tackles, five sacks and seven tackles for loss as a senior . . . had 49 tackles, nine tackles for loss and 2.5 sacks as a junior . . . made 37 tackles, 4.5 tackles and two sacks as a sophomore . . . had 20.5 tackles, five tackles for loss and 2.5 sacks as a freshman . . . team captain as a junior and senior . . . also lettered four years in wrestling . . . state wrestling champion as a junior and senior, after reaching state finals as a sophomore and semifinals as a freshman . . . earned both freestyle and Greco wrestling All-American honors as a prep.

Personal - - Born 4/1/03 . . . open major . . . academic letterwinner four straight years . . . member of prep Honor Roll four straight years . . . parents are Charis and Josh Liddle . . . father wrestled for Iowa . . . high school coach was Aaron Wiley.



65 - **Tyler Linderbaum
Offensive Line
6-3, 290, Junior
Solon, Iowa (Solon HS)

Hawk Item - - One of seven sophomores named to 2020 Leadership Group . . . redshirted in 2018 after seeing action in just two games . . . one of 12 true freshmen to see action in 2018 . . . moved from defensive line to offensive line following 2018 regular season . . . earned Dean's List recognition spring, 2020.

2021 Honors - - Preseason first-team All-America by Athlon Sports and Sporting News and Phil Steele . . . preseason first-team All-Big Ten by Athlon Sports and Phil Steele . . . **2021** - - Listed as first team center following spring practice.


2020 Honors - - One of three finalists for Rimington Trophy . . . first-team All-America by Pro Football Focus and The Athletic . . . second-team All-America by Associated Press, FWAA, Walter Camp and Phil Steele . . . first-team All-Big Ten by league media . . . first-team All-Big Ten by Associated Press and Phil Steele . . . second-team All-Big Ten by league coaches . . . Academic All-Big Ten . . . Rimington Trophy Watch List . . . preseason second-team All-America by Associated Press . . . preseason third-team All-America by Phil Steele and Athlon Sports . . . preseason fourth-team All-America by Pick Six Previews . . . preseason first-team All-Big Ten by Athlon Sports . . . preseason second-team All-Big Ten by Phil Steele and Pick Six Previews . . . **2020** - - Started all eight games at center . . . started at center and played every offensive down in 24-20 loss at Purdue as offense gained 460 yards total offense . . . also recorded one solo tackle . . . started at center and played every offensive down in 21-20 loss to Northwestern . . . started at center in 49-7 win over Michigan State as offense rushed for 226 yards and gained 405 yards total offense . . . started at center in 35-7 win at Minnesota as offense rushed for 235 yards . . . also recorded one solo tackle . . . started at center and played every offensive down in 41-21 win at Penn State as offense gained 175 net rushing yards . . . also recorded one solo tackle . . . started at center and played every offensive down in 26-20 win over Nebraska . . . started at center in 35-21 win at Illinois as offense gained 424 yards total offense . . . started at center and played every offensive down in 28-7 win over #25 Wisconsin.

2019 Honors - - Honorable mention All-Big Ten by league coaches and media . . . **2019** - - Started at center in all 13 games . . . started at center in 38-14 win over Miami as offense gained 213 net rushing yards and 465 yards total offense . . . started at center in 30-0 win over Rutgers as offense gained 438 yards total offense . . . started at center and played every offensive down in 18-17 win at Iowa State . . . started at center in 48-3 win over Middle Tennessee as offense gained 644 yards total offense . . . started at center and played every offensive down in 10-3 loss at #18 Michigan . . . started at center and played every offensive down in 17-12 loss to #9 Penn State . . . started at center and played every offensive down in 26-20 win over Purdue . . . started at center and played every offensive down in 20-0 win at Northwestern . . . started at center and played every offensive down in 24-22 loss at #16 Wisconsin . . . started at center and played every offensive down in 23-19 win over #7 Minnesota . . . started at center and played every offensive down in 19-10 win over Illinois as offense gained 387 yards total offense . . . started at center and played every offensive down in 27-24 win at Nebraska . . . started at center and played every offensive down in 49-24 Holiday Bowl win over #22 USC.

2018 - - Redshirted . . . saw action vs. Northern Illinois and Illinois, but had no statistics.

High school honors - - Named U.S. Army All-American as a senior . . . named Iowa High School Male Athlete of the Year as a senior by *Des Moines Register* . . . named to All-Iowa Elite football team as a senior . . . district defensive MVP as a junior and senior . . . earned first-team all-state and all-district honors as offensive lineman as a junior and senior . . . first-team all-district as a sophomore . . . **Career** - - three-year letterman as offensive and defensive lineman . . . team won district title as a junior and senior, while posting three-year record of 26-8 . . . recorded 37 tackles as a senior, with three tackles for loss and two sacks . . . recorded 44 tackles as a junior, with 28 solos, and seven tackles for loss, three sacks, and a fumble recovery . . . as a sophomore recorded 27.5 tackles, with six tackles for loss and four sacks . . . team captain as a senior . . . also earned four letters in baseball and three in wrestling and track . . . posted 53-10 wrestling mark as a junior, placing fifth in state tournament at heavyweight . . . placed third in state wrestling tournament as a senior . . . qualified for Drake Relays in the shot put with a personal best of 54 feet as a junior . . . placed second in shot put and third in discus at state track meet as a senior . . . also played baseball, ranking among team leaders in runs and hits as a junior and senior.

Personal - - Born 4/7/2000 . . . enterprise leadership major . . . parents are Lisa and Todd Linderbaum . . . high school coach was Kevin Miller.



48 - Max Llewellyn (lou-WELL-un)
Defensive Line
6-5, 232, Freshman
Urbandale, Iowa (Urbandale HS)

High school honors - - Named to *Des Moines Register* Elite All-State team as a senior . . . first-team all-state and all-district as a senior . . . **Career** - - Three-year letterman as a defensive end, helping prep team reach state playoffs as a junior and senior, with a two-year mark of 13-6 . . . recorded 13 tackles for loss and 5.5 sacks as a senior . . . made 13 receptions for 278 yards in seven games on offense as a senior . . . had 11 tackles for loss and four sacks as a junior, with seven receptions for 95 yards on offense . . . team captain as a senior.

Personal - - Born 8/16/02 . . . business major . . . academic all-state . . . parents are Amy Kintzie and Shawn Llewellyn . . . brother, Luke, will join the Iowa baseball program in the fall of 2021 . . . high school coach was Sam Anderson.



13 - - *Henry Marchese**
(mar-CASE)
Defensive Back
6-3, 199, Senior
Vernon Hills, Ill. (Stevenson HS)

Hawk Item - - Has played both wide receiver and defensive back, while contributing on special teams. . . earned Dean's List recognition spring, 2020.

2020 - - Saw action on special teams in final six games after missing first two games due to injury. . . did not see action in 24-20 loss at Purdue due to

injury . . . did not see action in 21-20 loss to Northwestern due to injury . . . saw first action of the season in 49-7 win over Michigan State, but had no statistics . . . saw action on special teams in 35-7 win at Minnesota, but had no statistics . . . saw action on special teams in 41-21 win at Penn State, but had no statistics . . . saw action on special teams in 26-20 win over Nebraska, but had no statistics . . . saw action on special teams in 35-21 win at Illinois, but had no statistics . . . saw action on special teams in 28-7 win over #25 Wisconsin, but had no statistics.

2019 Honors - - Team Leader Award, defense . . . Next Man In Award, special teams . . . **2019** - - Saw action in 11 games, recording two assisted tackles while playing primarily on special teams . . . did not see action in 38-14 win over Miami . . . did not see action in 30-0 win over Rutgers . . . saw action on special teams in 18-17 win at Iowa State, recording one assisted tackle . . . saw action in 48-3 win over Middle Tennessee, but had no statistics . . . saw action in 10-3 loss at #18 Michigan, but had no statistics . . . saw action on special teams in 17-12 loss to #9 Penn State, but had no statistics . . . saw action in 26-20 win over Purdue, but had no statistics as defense allowed just 33 net rushing yards . . . saw action in 20-0 win at Northwestern, but had no statistics as defense allowed just 64 net rushing yards and 202 yards total offense . . . saw action in 24-22 loss at #16 Wisconsin, but had no statistics . . . saw action in 23-19 win over #7 Minnesota, but had no statistics . . . saw action in 19-10 win over Illinois, but had no statistics . . . saw action in 27-24 win at Nebraska, recording one assisted tackle . . . saw action in 49-24 Holiday Bowl win over #22 USC, but had no statistics as defense allowed just 22 net rushing yards.

2018 - - Saw action in four games, but had no statistics.

2017 - - Redshirted.

High school honors - - Earned second-team all-state honors as a junior and senior . . . first-team all-conference and all-area as a junior and senior . . . **Career** - - Three-year letterman as wide receiver . . . helped prep team advance to state playoffs three straight years, including state championship as a sophomore . . . prep team compiled a three-year mark of 29-6 . . . holds school single-season records for receptions (63), yards (1,053), and touchdowns (16) . . . also recorded 303 yards on kickoff and punt returns . . . as a junior recorded 59 receptions for 981 yards and nine touchdowns . . . collected eight receptions for 137 yards and three touchdowns as a sophomore . . . team captain as a junior and senior . . . two-year baseball letterman.

Personal - - Born 10/23/98 . . . communication studies major . . . three-year member of prep Honor Roll . . . parents are Julie and John Marchese . . . his father John, played football at Iowa . . . high school coach was Bill McNamara.

Career Bests

Tackles: _____ 1 at Iowa State, 9/14/19
Assists: _____ 1 at Iowa State, 9/14/19

Game-by-Game Defensive Stats

2019	Solo-Ast.	2020	Solo-Ast.
Miami _____ DNP		at Purdue _____ INJ	
Rutgers _____ DNP		N'western _____ INJ	
at IA State _____ 0-1		Mich. State _____ 0-0	
MTSU _____ 0-0		at Minnesota _____ 0-0	
at Mich _____ 0-0		at Penn St. _____ 0-0	
Penn State _____ 0-0		Nebraska _____ 0-0	
Purdue _____ 0-0		at Illinois _____ 0-0	
at N'western _____ 0-0		Wisconsin _____ 0-0	
at Wisconsin _____ 0-0		Totals _____ 0-0	
Minnesota _____ 0-0			
Illinois _____ 0-0			
at Nebraska _____ 0-1			
USC (n) _____ 0-0			
Totals _____ 0-2			

Career Statistics

Defense	Solo	Ast.	Total	T/Loss	Sacks	Int-Yds.	PBU	FF	RF
Freshman	0	0	0	0/0	0/0	0-0	0	0	0
Sophomore	0	2	2	0/0	0/0	0-0	0	0	0
Career	0	2	2	0/0	0/0	0-0	0	0	0



14 - - Quavon Matthews
(QWAY-vohn)
Wide Receiver
5-11, 180, Redshirt Freshman
Largo, Fla. (Largo HS)

2020 - - Redshirted . . . did not see any game action.

High School Honors - - Missed entire junior season due to injury . . . **Career** - - Three-year letterman as wide receiver and punt and kick return specialist . . . played on three teams that advanced to state

playoffs, posting 24-10 record . . . team captain as a senior . . . had 22 receptions for 449 yards and two touchdowns as a senior . . . had nine receptions for 164 yards and three touchdowns as a sophomore, along with two punt return touchdowns.

Personal - - Born 10/7/01 . . . open major . . . parents are Tyronda Bascomb and Dartavious Small . . . high school coach was former Iowa defensive back Marcus Paschal.



26 - - **Kaevon Merriweather

(KAY-vohn)

Defensive Back

6-0, 211, Junior

Belleville, Michigan (Belleville HS)

Hawk Item - - One of 12 true freshmen to see action in 2018, seeing action in nine games.

2021 - - Listed as first team strong safety following spring practice.

2020 - - Saw action in all eight games, with five starts at strong safety . . . recorded 23 tackles, with 13 solo stops and 10 assists, along with one pass break-up . . . saw action on special teams in 24-20 loss at Purdue, but had no statistics . . . started at strong safety in 21-20 loss to Northwestern . . . matched career-high with five tackles vs. Northwestern, including two solo stops and three assists . . . started at strong safety in 49-7 win over Michigan State as defense allowed 59 rushing yards and 286 yards total offense . . . four tackles vs. MSU, including two solo stops and two assists . . . saw action in 35-7 win at Minnesota, recording career-best three solo tackles . . . started at strong safety in 41-21 win at Penn State as defense allowed just 62 net rushing yards . . . two tackles at PSU, including one solo stop and one assist . . . started at strong safety in 26-20 win over Nebraska . . . four tackles vs. Nebraska, including two solo stops and two assists . . . started at strong safety in 35-21 win at Illinois . . . recorded three tackles at Illinois, including two solo stops and one assist, along with one pass break-up . . . saw action in 28-7 win over #25 Wisconsin as defense allowed net rushing yards and 225 yards total offense . . . recorded two tackles vs. the Badgers, including one solo tackle and one assist.

2019 - - Redshirted in 2019 after seeing action in just two games . . . started at free safety in 38-14 win over Miami as defense allowed just 59 net rushing yards . . . career-best five tackles vs. Miami, including two solo stops and three assists . . . did not see action in 30-0 win over Rutgers due to injury . . . did not see action in 18-17 win at Iowa State due to injury . . . did not see action in 48-3 win over Middle Tennessee due to injury . . . did not see action in 10-3 loss at #18 Michigan . . . did not see action in 17-12 loss to #9 Penn State . . . saw action in 26-20 win over Purdue, but had no statistics as defense allowed just 33 net rushing yards . . . did not see action in 20-0 win at Northwestern . . . did not see action in 24-22 loss at #16 Wisconsin . . . did not see action in 23-19 win over #7 Minnesota . . . did not see action in 19-10 win over Illinois . . . did not see action in 27-24 win at Nebraska.

2018 - - Saw action in nine games, with no starts, recording one solo tackle . . . recorded one solo tackle in 33-7 win over Northern Illinois.

High school honors - - Earned second-team all-conference honors and was defensive Player of the Year as a junior . . . **Career** - - Two-year letterman as defensive back . . . attended Romulus HS prior to attending Belleville HS as a senior . . . helped prep teams advance to state playoffs as a junior (Romulus) and senior (Belleville), as team posted 11-1 mark as a senior . . . recorded 43 solo tackles and seven assists as a senior, with four tackles for loss and one sack . . . collected 34 tackles as a junior, with eight tackles for loss, and six pass break-ups . . . also competed in basketball and track as a prep.

Personal - - Born 12/20/99 . . . sport and recreation management major . . . earned Honor Roll recognition every semester for four years . . . earned Certificate of Academic Achievement for maintaining 3.0 GPA . . . mother is LaTanya Franklin . . . one of two players from Belleville on Iowa roster . . . attended same high school as DB Brenden Deasfernandes . . . high school coach was Jermain Crowell.

Career Bests

Tackles: _____ 5, twice, last vs. Northwestern, 10/31/20
Solo: _____ 3 at Minnesota, 11/13/20
Assists: _____ 3, twice, last vs. Northwestern, 10/31/20
Pass Break-Up: _____ 1 at Illinois, 12/5/20

Game-By-Game Defensive Stats

2018	Solo-Ast.	2019	Solo-Ast.	2020	Solo-Ast.
N. Ill.	1-0	Miami	2-3	at Purdue	0-0
IA State	DNP	Rutgers	INJ	N'western	2-3
N. Iowa	0-0	at IA State	INJ	Mich. State	2-2
Wisconsin	DNP	MTSU	INJ	at Minnesota	3-0
at Minn.	0-0	at Mich	DNP	at Penn St.	1-1
at Ind.	0-0	Penn State	DNP	Nebraska	2-2
Maryland	0-0	Purdue	0-0	at Illinois	2-1
at PSU	0-0	at N'western	DNP	Wisconsin	1-1
at Purdue	0-0	at Wisconsin	DNP	Totals	13-10
N'western	0-0	Minnesota	DNP		
at Illinois	DNP	Illinois	DNP		
Nebraska	DNP	at Nebraska	DNP		
Miss. State (n)	0-0	USC (n)	DNP		
Totals	1-0	Totals	2-3		

Career Statistics

Defense	Solo	Ast.	Total	T/Loss	Sack	PBU	QBH	FF	RF	BLK
Freshman	1	0	1	0/0	0/0	0	0	0	0	0
Sophomore	2	3	5	0/0	0/0	0	0	0	0	0
Sophomore	13	10	23	0/0	0/0	1	0	0	0	0
Career	16	13	29	0/0	0/0	1	0	0	0	0



80 - - Josiah Miamen (me-AUH-mun)

Tight End

6-4, 244, Sophomore

Peoria, Ill. (Dunlap HS)

2020 Honors - - Academic All-Big Ten . . . **2020** - - Did not see any game action, missing most of the season due to injury.

2019 - - Redshirted . . . did not see any game action.

High school honors - - Earned first-team all-conference and all-area honors as a junior and senior . . . **Career** - - Three-year football letterman as tight end, wide receiver, and defensive end . . . helped prep team post 20-4 record as a junior and senior, reaching state title game as a junior . . . recorded 25 receptions for 500 yards and six touchdowns as a senior . . . 22 receptions for 634 yards and 11 touchdowns as a junior . . . also lettered in basketball.

Personal - - Born 6/13/2001 . . . pre-business major . . . earned academic all-state recognition with a 4.0 prep GPA . . . named Student of the Year as a freshman and junior . . . parents are Melinda Doty and Enoch Miamen . . . high school coach was Brett Cazalet.



33 - - *Riley Moss ^**
Defensive Back
6-1, 194, Senior
Ankeny, Iowa (Centennial HS)

Hawk Item - - Had 54-yard interception return for a touchdown (Michigan State) and 57-yard return (Minnesota) in consecutive games . . . one of three true freshmen to not redshirt in 2018 . . . one of 12 true freshmen to see action in 2018.

2021 Honors - - Preseason second-team All-Big Ten by Phil Steele . . . preseason third-team All-Big Ten by Athlon Sports . . . **2021** - - Listed as first team right cornerback following spring practice.

2020 Honors - - Third-team All-Big Ten by Phil Steele . . . honorable mention All-Big Ten by league coaches and media . . . **2020** - - Started at cornerback in all eight games . . . recorded 43 tackles, with 33 solo stops and 10 assists . . . two interceptions for 111 yards and one touchdown, along with four pass break-ups . . . started at cornerback in 24-20 loss at Purdue . . . seven tackles at Purdue, including six solo stops and one assist, with one pass break-up . . . started at cornerback in 21-20 loss to Northwestern . . . career-high nine tackles vs. Northwestern, including career-best seven solo stops and two assists . . . started at cornerback in 49-7 win over Michigan State as defense allowed 59 rushing yards and 286 yards total offense . . . two tackles vs. MSU, including one solo stop and one assist, with a shared tackle for loss and one pass break-up . . . first interception of the season and fourth of career resulted in 54-yard touchdown return vs. MSU . . . started at cornerback in 35-7 win at Minnesota . . . recorded three solo tackles at Minnesota, to go with interception and 57-yard return, the fourth interception of his career in three games against Minnesota . . . started at cornerback in 41-21 win at Penn State as defense allowed just 62 net rushing yards . . . seven tackles at PSU, including six solo stops and one assist . . . started at cornerback in 26-20 win over Nebraska . . . five tackles vs. Nebraska, including three solo stops and two assists . . . started at cornerback in 35-21 win at Illinois . . . five tackles at Illinois, including two solo stops and three assists, along with one pass break-up . . . started at cornerback in 28-7 win over #25 Wisconsin as defense allowed 56 net rushing yards and 225 yards total offense . . . recorded five solo tackles and one pass break-up vs. the Badgers.

2019 - - Saw action in nine games, with one start, while missing four games due to injury . . . recorded five solo tackles, with two interceptions and three pass break-ups . . . saw action in 38-14 win over Miami, but had no statistics as defense allowed just 59 net rushing yards . . . injured in opening win and expected to be out of action for next few games . . . did not see action in 30-0 win over Rutgers due to injury . . . did not see action in 18-17 win at Iowa State due to injury . . . did not see action in 48-3 win over Middle Tennessee due to injury . . . did not see action in 10-3 loss at #18 Michigan due to injury . . . saw action in 17-12 loss to #9 Penn State, but had no statistics . . . saw action in 17-12 loss to #9 Penn State, but had no statistics . . . saw action in 26-20 win over Purdue as defense allowed just 33 net rushing yards . . . two solo tackles vs. Purdue. with one tackle for loss and a pass break-up . . . pass interception and seven yard return vs. Purdue led to Iowa touchdown . . . saw action in 20-0 win at Northwestern, recording one pass break-up as defense allowed just 64 net rushing yards and 202 yards total offense . . . saw action in 24-22 loss at #16 Wisconsin, recording one solo tackle . . . started at cornerback in 23-19 win over #7 Minnesota as defense allowed just 63 net rushing yards . . . two solo tackles vs. Minnesota, along with one pass break-up and his second interception of the season on Minnesota's last offensive play of the game . . . saw action in 19-10 win over Illinois, but had no statistics . . . saw action in 27-24 win at Nebraska, but had no statistics . . . saw action in 49-24 Holiday Bowl win over #22 USC, but had no statistics as defense allowed just 22 net rushing yards.

2018 Honors - - Named Big Ten Conference Freshman of the Week for his play in win at Minnesota . . . **2018** - - Saw action in all 13 games, with five starts at cornerback . . . recorded 24 tackles, with two interceptions for 36 yards and three pass break-ups . . . saw action in 38-14 win over Northern Iowa, recording first career solo tackle as defense allowed just six net rushing yards and 222 yards total offense . . . started at cornerback in 48-31 win at Minnesota as defense allowed just 86 net rushing yards . . . led team with two interceptions vs. Minnesota, including a 36-yard return to set up a score in the second half . . . recorded career-best five tackles at Minnesota, including four solo stops

and one assist . . . started at cornerback in 42-16 win at Indiana as defense allowed just 67 net rushing yards . . . career-best six solo tackles at Indiana . . . started at cornerback in 23-0 win over Maryland as defense allowed just 39 offensive plays and 115 yards total offense . . . three tackles vs. Maryland, including one solo stop and two assists, to go with two pass break-ups . . . started at cornerback in 30-24 loss at #17 Penn State . . . recorded five tackles at Penn State, including four solo stops and one assist . . . started at cornerback in 38-36 loss at Purdue . . . recorded three solo tackles at Purdue, with one pass break-up . . . saw action in 27-22 Outback Bowl win over #18 Mississippi State, recording one solo tackle.

High school honors - - Named to Des Moines Register Elite All-State team as a senior . . . first-team Class 4A all-state and all-district honors as a senior . . . finalist for State of Iowa Male Athlete of the Year as a senior . . . **Career** - - Earned two letters in football as defensive back, wide receiver and return specialist . . . scored a touchdown as a senior via reception, punt return and kickoff return . . . prep team advanced to state semifinals as a junior and senior, posting two-year record of 19-5 . . . recorded 29 tackles as a senior, with one tackle for loss and one interception . . . totaled 14 kickoff returns for 358 yards and one touchdown of 78 yards, along with 24 punt returns for 347 yards and one touchdown of 63 yards . . . totaled six receptions on offense for 167 yards, including a 64-yard scoring reception . . . collected 37 tackles as a junior, with three interceptions and a 13.4 average on eight punt returns . . . team captain as a senior . . . also lettered in track as sprinter and hurdler . . . Drake Relays and Iowa state champion in 110-meter high hurdles as a senior . . . set Iowa alltime record (13.85) while ranking in the top 10 nationally at state meet . . . Kansas Relays champion in 110-meter high hurdles as a senior with meet record (13.91) performance . . . member of state champion 800-meter relay team as a senior, and member of 400-meter relay unit that placed second . . . Drake Relays champion in shuttle hurdle as a junior . . . state champion in shuttle hurdle as a junior, and state runner-up in 110-meter high hurdles . . . earned Elite All-State honors in track as a junior.

Personal - - Born 3/3/2000 . . . sports and recreation management major . . . parents are Beth and Mark Moss . . . one of two players from Ankeny on Iowa roster . . . attended same high school as LS Zach Kliver . . . high school coaches were Ryan and Jerry Pezzetti.

Career Bests

Tackles: _____ 9 vs. Northwestern, 10/31/20
Solo: _____ 7 vs. Northwestern, 10/31/20
Assists: _____ 3 at Illinois, 12/5/20
Tackle for Loss: _____ .5 vs. Michigan State, 11/7/20
Interceptions: _____ 2 at Minnesota, 10/6/18
Touchdowns: _____ 1 vs. Michigan State, 11/7/20
Long: _____ 57 at Minnesota, 11/13/20
Pass Break-Ups: _____ 2 vs. Maryland, 10/20/18

Game-By-Game Defensive Stats

2018	Solo-Ast.	2019	Solo-Ast.	2020	Solo-Ast.
N. Ill.	0-0	Miami	0-0	at Purdue	6-1
IA State	0-0	Rutgers	INJ	N'western	7-2
N. Iowa	1-0	at IA State	INJ	Mich. State	1-1
Wisconsin	0-0	MTSU	INJ	at Minnesota	3-0
at Minn.	4-1	at Mich	INJ	at Penn St.	6-1
at Ind.	6-0	Penn State	0-0	Nebraska	3-2
Maryland	1-2	Purdue	2-0	at Illinois	2-3
at PSU	4-1	at N'western	0-0	Wisconsin	5-0
at Purdue	3-0	at Wisconsin	1-0	Totals	33-10
N'western	0-0	Minnesota	2-0		
at Illinois	0-0	Illinois	0-0		
Nebraska	0-0	at Nebraska	0-0		
Miss. State (n)	1-0	USC (n)	0-0		
Totals	20-4	Totals	5-0		

Career Statistics

Defense	Solo	Ast.	Total	T/Loss	Sack	Int.-Yds.	TD	PBU	FF	RF	BLK
Freshman	20	4	24	0/0	0/0	2-36	0	3	0	0	0
Sophomore	5	0	5	1/1	0/0	2-7	0	3	0	0	0
Junior	33	10	43	.5/2	0/0	2-111	1	3	0	0	0
Career	58	14	72	1/1	0/0	6-154	1	9	0	0	0



53 - - Michael Myslinski
(miss-LIN-ski)
Offensive Line
6-3, 278, Freshman
Jacksonville, Fla. (Bishop Kenny HS)

Hawk Item - - Received the John E. Burke Memorial Trophy, awarded annually to a Bishop Kenny HS male or female student who demonstrates exceptional achievement in both the academic and athletic arenas.

High school honors - - Named to northeast Florida Super 11 team as a senior . . . named Blue Grey All-American as a senior . . . as a junior earned team Blue Collar Award . . . team defensive MVP as a freshman . . . **Career** - - Three-year football letterman as offensive lineman, while also playing defense . . . recorded five sacks and seven tackles for loss as a junior . . . three sacks as a sophomore . . . team leadership council final three years as a prep . . . team captain as a senior . . . three-year basketball letterman as a prep.

Personal - - Born 11/1/01 . . . exercise science major . . . Academic Excellence Award for four years for GPA above 3.0 . . . parents are Amy and Tom Myslinski . . . high school coach was Tim Krause.



8 - - *Alex Padilla (puh-DEE-ah)
Quarterback
6-1, 197, Sophomore
Greenwood Village, Colo. (Cherry Creek HS)

Hawk Item - - One of four redshirt freshmen named to 2020 Leadership Group . . . enrolled in 2019 spring semester and participated in spring practice.

2021 - - Listed as second team quarterback following spring practice.

2020 - - Saw action in two games, completing 1-2 passes for 12 yards and rushing two times for seven yards . . . did not see action in 24-20 loss at Purdue . . . did not see action in 21-20 loss to Northwestern . . . saw first action of career in 49-7 win over Michigan State as offense rushed for 226 yards and 405 yards total offense . . . two rushing attempts for seven yards and completed 1-2 passes for 12 yards vs. MSU . . . saw action in 35-7 win at Minnesota, but had no statistics as offense rushed for 235 yards . . . did not see action in 41-21 win at Penn State . . . did not see action in 26-20 win over Nebraska . . . did not see action in 35-21 win at Illinois . . . did not see action in 28-7 win over #25 Wisconsin.

2019 - - Redshirted . . . did not see any game action.

High school honors - - Earned first-team all-state honors as a junior and senior . . . first-team all-conference as a junior and senior . . . named conference Offensive Player of the Year as a junior and senior . . . Comeback Player of the Year in 2017 . . . **Career** - - Four-year football letterman . . . helped prep team advance to state playoffs four straight years, including state runner-up finish as a senior . . . four-year record of 40-12, including 12 wins as a senior . . . holds school records for touchdown passes in a season and career, and passing yards for a season and career . . . completed 170-of-251 pass attempts for 1,951 yards and 24 touchdowns as a senior, with four interceptions . . . completed 182-of-269 attempts for 2,678 yards and 40 touchdowns, with nine interceptions, as a junior . . . completed 58-of-106 attempts for 599 yards and four touchdowns, with two interceptions, in four games as a sophomore . . . completed 32-of-58 passes for 456 yards and four touchdowns, with five interceptions, as a freshman . . . three-year team captain . . . also lettered in baseball.

Personal - - Born 3/15/01 . . . health and human physiology major . . . earned CHSAA Academic All-State recognition as a junior and senior . . . parents are Alison and Mike Padilla . . . high school coach was Dave Logan.

Career Passing Bests

Completions: _____ 1 vs. Michigan State, 11/7/20
Attempts: _____ 2 vs. Michigan State, 11/7/20
Yards: _____ 12 vs. Michigan State, 11/7/20
Long: _____ 12 vs. Michigan State, 11/7/20

Career Rushing Bests

Attempts: _____ 2 vs. Michigan State, 11/7/20
Yards: _____ 7 vs. Michigan State, 11/7/20
Long: _____ 6 vs. Michigan State, 11/7/20

2020 Game-By-Game Stats

Passing	Com.	At.	Yds.	TD	Int.	Lng	Rushing	At.	Yds.	TD	Lng
at Purdue	DNP						at Purdue	DNP			
N'western	DNP						N'western	DNP			
Mich. State	1	2	12	0	0	12	Mich. State	2	7	0	6
at Minn.	0	0	0	0	0	---	at Minn.	0	0	0	---
at Penn St.	DNP						at Penn St.	DNP			
Nebraska	DNP						Nebraska	DNP			
at Illinois	DNP						at Illinois	DNP			
Wisconsin	DNP						Wisconsin	DNP			
Totals	1	2	12	0	0	12	Totals	2	7	0	6

Career Statistics

Passing _____ **Com.** _____ **At.** _____ **Pct.** _____ **Yds.** _____ **TD** _____ **Int.** _____ **Lng** _____
Freshman _____ 1 _____ 2 _____ .500 _____ 12 _____ 0 _____ 0 _____ 12

Rushing _____ **No.** _____ **Yds.** _____ **Avg.** _____ **TD** _____ **Lng** _____
Freshman _____ 2 _____ 7 _____ 3.5 _____ 0 _____ 6



40 - - *Turner Pallissard

Fullback
6-0, 245, Junior
Frankfort, Ill. (Lincoln-Way East HS)

2021 - - Listed as second team fullback following spring practice.

2020 Honors - - Academic All-Big Ten for second year . . . **2020** - - Saw action in seven games, but had no statistics . . . saw action in 24-20 loss at Purdue as offense gained 460 yards total offense, but had no statistics . . . saw action in 21-20 loss to Northwestern, but had no statistics . . . saw action in 49-7 win over Michigan State, but had no statistics as offense rushed for 226 yards and gained 405 yards total offense . . . saw action in 35-7 win at Minnesota, but had no statistics as offense rushed for 235 yards . . . did not see action in 41-21 win at Penn State . . . saw action in 26-20 win over Nebraska, but had no statistics . . . saw action in 35-21 win at Illinois as offense gained 242 yards total offense, but had no statistics . . . saw action in 28-7 win over #25 Wisconsin, but had no statistics.

2019 Honors - - Academic All-Big Ten . . . **2019** - - Saw action in five games, with one rushing attempt for no yards . . . saw first action of career in 38-14 win over Miami, but had no statistics as offense gained 213 net rushing yards and 465 yards total offense . . . saw action in 30-0 win over Rutgers, but had no statistics as offense gained 438 yards total offense . . . saw action in 18-17 win at Iowa State, but had no statistics . . . saw action in 48-3 win over Middle Tennessee, recording one rushing attempt for no yards as offense gained 644 yards total offense . . . did not see action in 10-3 loss at #18 Michigan . . . did not see action in 17-12 loss to #9 Penn State . . . did not see action in 26-20 win over Purdue . . . did not see action in 20-0 win at Northwestern . . . did not see action in 24-22 loss at #16 Wisconsin . . . did not see action in 23-19 win over #7 Minnesota . . . did not see action in 19-10 win over Illinois . . . did not see action in 27-24 win at Nebraska . . . saw action in 49-24 Holiday Bowl win over #22 USC, but had no statistics.

2018 - - Redshirted after joining the team as a walk-on.

High school honors - - Earned first-team all-conference and all-area honors as a senior . . . first-team all-area and second-team all-conference as a junior . . . **Career** - - Helped lead prep team to a 23-3 record as a junior and senior, including perfect 14-0 mark as a senior while winning state championship . . . recorded 18 receptions for 257 yards and two touchdowns as a tight end as a junior . . . 40 receptions as a senior for 495 yards and eight receiving touchdowns, while scoring 12 total touchdowns . . . four-year team captain . . . also lettered in baseball.

Personal - - Born 4/12/00. . . business/finance major . . . member of high school Honor Roll for eight semesters with 3.5 GPA . . . parents are Beth and Joel Pallissard . . . one of two players from Frankfort on Iowa roster . . . attended same high school as WR Jackson Ritter . . . high school coach was Rob Zvonar.

Career Rushing Bests

Attempts: _____ 1 vs. Middle Tennessee, 9/28/19

Game-By-Game Rushing Stats

2019	Att.	Yds.	TD	Lng	2020	Att.	Yds.	TD	Lng
Miami	0	0	0	---	at Purdue	0	0	0	---
Rutgers	0	0	0	---	N'western	0	0	0	---
at IA State	0	0	0	---	Mich. State	0	0	0	---
MTSU	1	0	0	---	at Minnesota	0	0	0	---
at Mich	DNP				at Penn St.	DNP			
Penn State	DNP				Nebraska	0	0	0	---
Purdue	DNP				at Illinois	0	0	0	---
at N'western	DNP				Wisconsin	0	0	0	---
at Wisconsin	DNP				Totals	0	0	0	---
Minnesota	DNP								
Illinois	DNP								
at Nebraska	DNP								
USC (n)	0	0	0	---					
Totals	1	0	0	---					

Career Statistics

Rushing	Att.	Yds.	Avg.	TD	Lng
Freshman	1	0	---	0	---
Sophomore	0	0	---	0	---
Career	1	0	---	0	---



7 - - *Spencer Petras (PEE-tris)

Quarterback
6-5, 233, Junior
San Rafael, Calif. (Marin Catholic HS)

Hawk Item - - Ranked third in the Big Ten in passing yards (1,569), fourth in passing touchdowns (9), fifth in points responsible for (76), and sixth in passing yards per game (196.1) . . . one of seven sophomores named to 2020 Leadership Group . . . enrolled in 2018 spring semester and participated in spring practice . . . redshirted in 2018 after seeing action in just two games . . . one of 12 true freshmen to see action in 2018.

2021 - - Listed as first team quarterback following spring practice.

2020 Honors - - Honorable mention All-Big Ten by league media . . . **2020** - - Started at quarterback in all eight games . . . completed 140-245 pass attempts for 1,569 yards and nine touchdowns, with five interceptions . . . scored two rushing touchdowns . . . started at quarterback in 24-20 loss at Purdue as offense gained 460 yards total offense . . . completed 22-39 pass attempts for 265 yards in first career start, with no interceptions . . . started at quarterback in 21-20 loss to Northwestern . . . completed 26-50 pass attempts for 216 yards and one touchdown, with three interceptions, vs. Northwestern . . . first career scoring strike covered seven yards . . . also gained 14 yards on five rushing attempts . . . started at quarterback in 49-7 win over Michigan State as offense gained 226 rushing yards and 405 yards total offense . . . completed 15-27 passes for 167 yards and one touchdown, with no interceptions vs. MSU . . . scoring strike covered 14 yards . . . started at quarterback in 35-7 win at Minnesota as offense rushed for 235 yards . . . completed 9-18 pass attempts for 111 yards and one touchdown, with one interception . . . touchdown strike covered eight yards . . . also rushed three times for 14 yards . . . started at quarterback in 41-21 win at Penn State as offense gained 175 net rushing yards . . . completed 18-28 attempts for 186 yards at PSU, with no interceptions . . . scored second rushing touchdown of the season on a three-yard run . . . started at quarterback in 26-20 win over Nebraska . . . completed 18-30 pass attempts for 193 yards vs. Nebraska, with one touchdown and one interception . . . connected on six-yard touchdown in first quarter . . . also rushed six times for six yards . . . started at quarterback in 35-21 win at Illinois as offense gained 242 yards total offense . . . completed 18-28 pass attempts for 220 yards and career-high three touchdowns at Illinois, with no interceptions . . . scoring strikes covered 22, 4, and 16 yards . . . also passed for successful two-point conversion . . . started at quarterback in 28-7 win over #25 Wisconsin . . . completed 14-25 attempts for 211 yards and two touchdowns vs. the Badgers, with scoring strikes of 19 and 53 yards.

2019 - - Saw action in three games, completing 6-10 pass attempts for 25 yards . . . one rushing attempt for a one-yard touchdown . . . saw action in 38-14 win over Miami, but had no statistics as offense gained 213 net rushing yards and gained 465 yards total offense . . . saw action in 30-0 win over Rutgers as offense gained 438 yards total offense . . . completed 3-6 pass attempts vs. Rutgers for eight yards . . . did not see action in 18-17 win at Iowa State . . . saw action in 48-3 win over Middle Tennessee as offense gained 644 yards total offense . . . completed 3-4 passes for 17 yards vs. MTSU . . . scored first career touchdown on one-yard run vs. MTSU, completing 79-yard fourth quarter scoring drive . . . did not see action in 10-3 loss at #18 Michigan . . . did not see action in 17-12 loss to #9 Penn State . . . did not see action in 26-20 win over Purdue . . . did not see action in 20-0 win at Northwestern . . . did not see action in 24-22 loss at #16 Wisconsin . . . did not see action in 23-19 win over #7 Minnesota . . . did not see action in 19-10 win over Illinois . . . did not see action in 27-24 win at Nebraska . . . did not see action in 49-24 Holiday Bowl win over USC.

2018 - - Saw action in two games, with one incomplete pass . . . saw first action of career in 23-0 win over Maryland, recording one incomplete pass as offense gained 224 net rushing yards.

High school honors -- Named Metro Player of the Year and conference Player of the Year as a senior . . . team Most Valuable Player as a senior . . . first-team all-conference and team offensive MVP as a junior . . . **Career** -- Three-year football letterman . . . helped prep team post three-year mark of 35-5 while participating in state playoffs all three seasons . . . holds school records for passing yards in a game (502) and season (4,157) . . . passing touchdowns in a game (5) and season (50), and single-game completion percentage (100 percent) . . . records for season yards and season touchdowns previously held by current NFL quarterback Jared Goff . . . completed 199-of-312 pass attempts (63.8%) as a senior, passing for 4,157 yards and 50 touchdowns, with two interceptions . . . also rushed for 223 yards and nine touchdowns . . . passed for 502 yards and four touchdowns in leading team to 59-56 win in Section Championship as a senior . . . completed 172-of-305 attempts (56%) as a junior, passing for 3,036 yards and 33 touchdowns, with eight interceptions . . . also rushed for 310 yards and seven touchdowns . . . team captain as a senior . . . also earned four letters in track, competing in sprints, hurdles, and shot put.

Personal -- Born 11/18/99 . . . interdepartmental studies major . . . parents are Sarah and Adam Petras . . . high school coach was Mazi Moayed.

Career Passing Bests

Completions: 26 vs. Northwestern, 10/31/20
Attempts: 50 vs. Northwestern, 10/31/20
Yards: 265 at Purdue, 10/24/20
Touchdowns: 3 at Illinois, 12/5/20
Long: 53 vs. Purdue, 12/12/20

Career Rushing Bests

Attempts: 7 at Penn State, 11/21/20
Yards: 14, twice, last at Minnesota, 11/13/20
Touchdown: 1, three times, last at Penn State, 11/21/20
Long: 10 vs. Northwestern, 10/31/20

2018 Game-By-Game Stats

Passing	Com.	At.	Yds.	TD	Int.	Lng
N. Ill.		DNP				
IA State		DNP				
N. Iowa		DNP				
Wisconsin		DNP				
at Minn.		DNP				
at Ind.		DNP				
Maryland	0	1	0	0	0	---
at PSU		DNP				
at Purdue		DNP				
N'western		DNP				
at Illinois	0	0	0	0	0	---
Nebraska		DNP				
Miss. State (n)		DNP				
Totals	0	1	0	0	0	---

2019 Game-By-Game Stats

Passing	Com.	At.	Yds.	TD	Int.	Lng	Rushing	At.	Yds.	TD	Lng
Miami	0	0	0	0	0	---	Miami	0	0	0	---
Rutgers	3	6	8	0	0	9	Rutgers	0	0	0	---
at IA State		DNP					at IA State	DNP			
MTSU	3	4	17	0	0	7	MTSU	1	1	1	1
at Mich		DNP					at Mich	DNP			
Penn State		DNP					Penn St.	DNP			
Purdue		DNP					Purdue	DNP			
at N'western		DNP					at N'western	DNP			
at Wisconsin		DNP					at Wisconsin	DNP			
Minnesota		DNP					Minnesota	DNP			
Illinois		DNP					Illinois	DNP			
at Nebraska		DNP					at Nebraska	DNP			
USC (n)		DNP					USC (n)	DNP			
Totals	6	10	25	0	0	9	Totals	1	1	1	1

2020 Game-By-Game Stats

Passing	Com.	At.	Yds.	TD	Int.	Lng	Rushing	At.	Yds.	TD	Lng
at Purdue	22	39	265	0	0	40	at Purdue	3	1	1	8
N'western	26	50	216	1	3	22	N'western	5	14	0	10
Mich. State	15	27	167	1	0	28	Mich. State	1	-1	0	---
at Minnesota	9	18	111	1	1	28	at Minn.	3	1	0	7
at Penn St.	18	28	186	0	0	26	at Penn St.	7	-18	1	3
Nebraska	18	30	193	1	1	22	Nebraska	6	6	0	5
at Illinois	18	28	229	3	0	24	at Illinois	4	-8	0	1
Wisconsin	14	25	211	2	0	53	Wisconsin	3	-11	0	5
Totals	140	245	1,569	9	5	53	Totals	32	-4	2	10

Career Statistics

Passing	Com.	At.	Pct.	Yds.	TD	Int.	Lng
Redshirt	0	1	.000	0	0	0	---
Freshman	6	10	.600	25	0	0	9
Sophomore	140	245	.571	1,569	9	5	53
Career	146	256	.570	1,594	9	5	53

Rushing	No.	Yds.	Avg.	TD	Lng
Redshirt	0	0	---	0	---
Freshman	1	1	1.0	1	1
Sophomore	32	-4	---	2	10
Career	33	-3	---	3	10



45 -- Nick Phelps
Punter
5-10, 205, Junior
Kingsley, Iowa (Woodbury Central HS)
North Dakota State

Hawk Item -- Joined program as a walk-on for spring semester, 2020 . . . previously attended North Dakota State, redshirting in 2018 . . . earned Dean's List recognition spring, 2020.

2020 Honors -- Academic All-Big Ten for second year . . . **2020** -- Did not see any game action.

2019 -- Enrolled at Iowa but was not a member of the football program.

2018 -- Listed as the No. 2 punter on the NDSU depth chart, but took a redshirt year and did not see game action . . . named to the MVFC Honor Roll.

High school honors -- Named to Kohl's All-America team as a senior . . . selected to Des Moines Register All-Iowa Elite all-state team as a senior . . . named to Iowa Shrine Bowl . . . **Career** -- Four-year starter as a prep . . . averaged 44.4 yards per punt, with a long of 81 yards . . . Iowa Gatorade Track and Field Athlete of the Year in 2018 . . . five-time state champion and a USATF All-American in the discus and shot put . . . discus personal record of 196-2 ranks fifth all-time in Iowa . . . shot put PR of 67-2 is second best in state history . . . part of three conference championships and a state co-championship in track and field . . . five-year starter for prep baseball team . . . earned first-team all-state honors in baseball and is school's career hits leader.

Personal -- Born 11/16/99 . . . enterprise leadership major . . . member of National Honor Society . . . parents are Laura and Scott Phelps . . . father competed in track and field at Iowa State . . . brother Colt competed in track and field at Northern Iowa . . . sister Kiana is a member of track and field team at Oregon . . . high school coach was Curtis Lilly.



51 - Jeremiah Pittman
Defensive Line
6-3, 303, Freshman
Palatine, Ill. (St. Viator HS)

Hawk Item - - Did not have a senior football season because of the global coronavirus pandemic.

High school honors - - Named all-conference and all-area as a junior . . . **Career** - - Three-year varsity letterman . . . started for varsity three straight years, as team reached 5A state playoffs freshman season . . . had 31 tackles, including eight tackles for loss and four sacks, as a junior . . . team captain as sophomore, junior and senior . . . also competed in track and field as sprinter and thrower, qualifying for state as a thrower.

Personal - - Born 1/2/03 . . . business/finance major . . . academic all-state . . . named to high Honor Roll and member of National Honor Society . . . parents are Lena and James Pittman . . . high school coach was David Archibald.



79 - Jack Plumb
Offensive Line
6-7, 296, Junior
Green Bay, Wis. (Bay Port HS)

Hawk-Item - - Redshirted in 2018 after seeing action in just one game . . . one of 12 true freshmen to see action in 2018 . . . earned Dean's List recognition, spring, 2021.

2021 - - Listed as first team left tackle following spring practice.

2020 - - Saw action in six of eight games, with two starts at right tackle . . . did not see action in 24-20 loss at Purdue . . . did not see action in 21-20 loss to Northwestern . . . saw action in 49-7 win over Michigan State as offense rushed for 226 yards and gained 405 yards total offense . . . saw action in 35-7 win at Minnesota as offense rushed for 235 yards . . . saw action at right tackle in 41-21 win at Penn State as offense gained 175 net rushing yards . . . started at right tackle and played every offensive down in 26-20 win over Nebraska . . . first career start vs. Nebraska . . . started at right tackle in 35-21 win at Illinois as offense gained 424 yards total offense . . . saw action in 28-7 win over #25 Wisconsin.

2019 - - Saw action in all 13 games . . . saw action in 38-14 win over Miami as offense gained 213 net rushing yards and 465 yards total offense . . . saw action in 30-0 win over Rutgers as offense gained 438 yards total offense . . . saw action in 18-17 win at Iowa State . . . saw action in 48-3 win over Middle Tennessee as offense gained 664 yards total offense . . . saw action on special teams in 10-3 loss at #18 Michigan . . . saw action on special teams in 17-12 loss to #9 Penn State . . . saw action in 26-20 win over Purdue . . . saw action on special teams in 20-0 win at Northwestern . . . saw action on special teams in 24-22 loss at #16 Wisconsin . . . saw action on special teams in 23-19 win over #7 Minnesota . . . saw action on special teams in 19-10 win over Illinois . . . saw action on special teams in 27-24 win at Nebraska . . . saw action on special teams in 49-24 Holiday Bowl win over #22 USC.

2018 - - Saw first action of career in 63-0 win at Illinois, playing left tackle as offense gained 400 yards total offense.

High school honors - - Honorable mention all-state as a senior . . . earned first-team all-conference and all-region honors as a senior . . . honorable mention all-conference as a junior . . . **Career** - - Four-year football letterman at tight end . . . helped prep team advance to state playoffs four straight years, with four-year record of 41-6 . . . five receptions for 85 yards and two touchdowns as a senior . . . 10 receptions for 200 yards and five touchdowns as a junior . . . team captain as a senior . . . also a four-year basketball letterman and earned two letters in track . . . is just the third basketball player in school history to score over 1,000 career points.

Personal - - Born 12/26/99 . . . elementary education major . . . parents are Susie and John Plumb . . . one of two players from Green Bay on Iowa roster . . . high school coach was Gary Westerman.



38 - Monte Pottebaum
Fullback
6-1, 246, Junior
Larchwood, Iowa (West Lyon HS)

Hawk Item - - Moved from linebacker to fullback during 2019 fall camp . . . earned Dean's List recognition spring, 2020, and spring, 2021.

2021 - - Listed as first team fullback following spring practice.

2020 Honors - - Academic All-Big Ten for second year . . . Big Ten Distinguished Scholar . . . **2020** - - Saw action in all eight games, with three starts . . . three pass receptions for 39 yards, along with one rushing attempt . . . saw action in 24-20 loss at Purdue, collecting one reception for 17 yards as offense gained 460 yards total offense . . . saw action in 21-20 loss to Northwestern, recording one rushing attempt . . . saw action in 49-7 win over Michigan State, but had no statistics as offense rushed for 226 yards and gained 405 yards total offense . . . started at fullback in 35-7 win at Minnesota, but had no statistics as offense rushed for 235 yards . . . saw action in 41-21 win at Penn State as offense gained 175 net rushing offense . . . one reception for two yards at PSU . . . saw action in 26-20 win over Nebraska, but had no statistics . . . started at fullback in 35-21 win at Illinois as offense gained 242 yards total offense . . . one reception for 20 yards at Illinois to begin first touchdown drive of the game . . . started at fullback in 28-7 win over #25 Wisconsin, but had no statistics . . . also had one solo tackle on special teams.

2019 Honors - - Academic All-Big Ten . . . **2019** - - Saw action in 12 games, with one rushing attempt and one kickoff return for 10 yards . . . did not see action in 38-14 win over Miami . . . saw first action of career in 30-0 win over Rutgers, but had no statistics as offense gained 438 yards total offense . . . saw action in 18-17 win at Iowa State, but had no statistics . . . saw action in 48-3 win over Middle Tennessee, recording one rushing attempt for no gain as offense gained 664 yards total offense . . . saw action on special teams in 10-3 loss at #18 Michigan . . . saw action on special teams in 17-12 loss to #9 Penn State, but had no statistics . . . saw action on special teams in 26-20 win over Purdue, but had no statistics . . . saw action on special teams in 20-0 win at Northwestern, but had no statistics . . . saw action on special teams in 24-22 loss at #16 Wisconsin, but had no statistics . . . saw action on special teams in 23-19 win over #7 Minnesota, but had no statistics . . . saw action in 19-10 win over Illinois, but had no statistics . . . saw action in 27-24 win at Nebraska, recording one kickoff return for 10 yards . . . did not see action in 49-24 Holiday Bowl win over USC.

2018 Honors - - Team Leader Award, offense . . . **2018** - - Redshirted after joining the team as a walk-on.

High school honors - - Earned first-team all-state honors as a senior . . . first-team all-conference as a junior and senior . . . honorable mention all-conference as a sophomore . . . **Career** - - Played linebacker, fullback and tight end as a prep, earning three letters . . . helped prep team post 11-1 record as a senior and 7-3 mark as a junior, while participating in state playoffs four straight years . . . team captain as a senior . . . as a senior rushed 149 times for 868 yards and 18 touchdowns . . . recorded 75 tackles on defense . . . also lettered in wrestling, baseball and track.

Personal - - Born 1/7/2000 . . . health and human physiology major . . . earned academic all-state recognition . . . parents are Kristy and Dale Pottebaum . . . high school coach was Jay Rozeboom.

Career Rushing Bests

Attempts: _____ 1, twice, last vs. Northwestern, 10/31/20

Career Receiving Bests

Attempts: _____ 1, three times, last at Illinois, 12/5/20

Yards: _____ 20 at Illinois, 12/5/20

Long: _____ 20 at Illinois, 12/5/20

Game-By-Game Rushing Stats

2019	Att.	Yds.	TD	Lng
Miami	DNP			
Rutgers	0	0	0	---
at IA State	0	0	0	---
MTSU	1	0	0	---
at Mich	0	0	0	---
Penn State	0	0	0	---
Purdue	0	0	0	---
at N'western	0	0	0	---
at Wisconsin	0	0	0	---
Minnesota	0	0	0	---
Illinois	0	0	0	---
at Nebraska	0	0	0	---
USC (n)	DNP			
Totals	1	0	0	---

Game-By-Game KO Returns

2019	Att.	Yds.	TD	Lng
Miami	DNP			
Rutgers	0	0	0	---
at IA State	0	0	0	---
MTSU	0	0	0	---
at Mich.	0	0	0	---
Penn State	0	0	0	---
Purdue	0	0	0	---
at N'western	0	0	0	---
at Wisconsin	0	0	0	---
Minnesota	0	0	0	---
Illinois	0	0	0	---
at Nebraska	1	10	0	10
USC (n)	DNP			
Totals	1	10	0	10

Game-By-Game Rushing Stats

2020	Att.	Yds.	TD	Lng
at Purdue	0	0	0	---
N'western	1	0	0	---
Mich. State	0	0	0	---
at Minnesota	0	0	0	---
at Penn St.	0	0	0	---
Nebraska	0	0	0	---
at Illinois	0	0	0	---
Wisconsin	0	0	0	---
Totals	1	0	0	---

Game-By-Game Receiving Stats

2020	Att.	Yds.	TD	Lng
at Purdue	1	17	0	17
N'western	0	0	0	---
Mich. State	0	0	0	---
at Minnesota	0	0	0	---
at Penn St.	1	2	0	2
Nebraska	0	0	0	---
at Illinois	1	20	0	20
Wisconsin	0	0	0	---
Totals	3	39	0	20

Career Statistics

Rushing	No.	Yds.	Avg.	TD	Lng
Freshman	1	0	---	0	---
Sophomore	1	0	---	0	---
Career	2	0	---	0	---

Rushing	No.	Yds.	Avg.	TD	Lng
Freshman	0	0	---	0	---
Sophomore	3	39	13.0	0	20
Career	3	39	13.0	0	20

KO Returns	No.	Yds.	Avg.	TD	Lng
Freshman	1	10	10.0	0	10
Sophomore	0	0	---	0	---
Career	1	10	10.0	0	10



89 - - **Nico Ragaini (ruh-GAIN-ee)
Wide Receiver
6-0, 191, Junior
East Haven, Conn. (Notre Dame HS/Avon Old Farms Prep)

Hawk Item - - Redshirted in 2018 after seeing action in just three games . . . one of 12 true freshmen to see action in 2018 . . . attended Avon Old Farms Prep School for one semester following high school career . . . enrolled in 2018 spring semester and participated in spring practice.

2021 - - Listed as first team wide receiver following spring practice.

2020 Honors - - Preseason first-team All-Big Ten punt return specialist by Phil Steele . . . **2020** - - Saw action in all eight games, with two starts . . . 18 receptions for 191 yards . . . also had one rushing attempt for a one-yard touchdown . . . saw action in 24-20 loss at Purdue as offense gained 460 yards total offense . . . four receptions for career-high 61 yards at Purdue, with a long of 28 yards . . . one of three wide receivers in the starting line-up in 21-20 loss to Northwestern . . . three receptions for 16 yards vs. Northwestern . . . one of three wide receivers in starting line-up in 49-7 win over Michigan State as offense rushed for 226 yards and gained 405 yards total offense . . . three receptions for 32 yards vs. MSU, with a long of 28 yards . . . saw action in 35-7 win at Minnesota . . . one rushing attempt at Minnesota resulted in one-yard touchdown for first career rushing score . . . one reception for 10 yards at Minnesota . . . saw action in 41-21 win at Penn State as offense gained 175 net rushing yards . . . four receptions for 46 yards at PSU, with a long of 26 yards . . . saw action in 26-20 win over Nebraska . . . two receptions for 24 yards vs. Nebraska, with a long of 16 yards . . . saw action in 35-21 win at Illinois as offense gained 242 yards total offense . . . two punt returns for two yards at Illinois . . . saw action in 28-7 win over #25 Wisconsin, recording one reception for two yards.

2019 Honors - - First-team All-Big Ten punt return specialist by Phil Steele . . . **2019** - - Saw action in all 13 games, with two starts . . . led team in receptions and ranked third in receiving yards (46-439), with two touchdowns . . . averaged 10.7 yards on nine punt returns . . . saw action in 38-14 win over Miami as offense gained 213 net rushing yards and 465 yards total offense . . . one reception for 45 yards to set up a touchdown, along with one rushing attempt for two yards . . . also had two punt returns for 16 yards . . . saw action in 30-0 win over Rutgers as offense gained 438 yards total offense . . . three receptions for 21 yards, with a long of 12 yards . . . also had two punt returns for 11 yards . . . one of three wide receivers in starting line-up in 18-17 win at Iowa State . . . led team with career-best five receptions for 43 yards at Iowa State, with a long of 18 yards . . . one punt return for 15 yards at Iowa State, which led to Iowa's only touchdown . . . saw action in 48-3 win over Middle Tennessee as offense gained 644 yards total offense . . . two receptions for 39 yards vs. MTSU, with a long of 35 yards . . . saw action in 10-3 loss at #18 Michigan . . . career-best six receptions for 46 yards at Michigan . . . career-best four punt returns for 54 yards at Michigan, including a long of 17 yards . . . saw action in 17-12 loss to #9 Penn State . . . career-high seven receptions for 55 yards vs. PSU, with a long of 18 yards . . . saw action in 26-20 win over Purdue . . . six receptions for 31 yards vs. Purdue, with a long of 13 yards . . . started at wide receiver in 20-0 win at Northwestern, recording one reception for four yards . . . saw action in 24-22 loss at #16 Wisconsin . . . six receptions for 32 yards at Wisconsin, including three-yard reception for first career touchdown . . . saw action in 23-19 win over #7 Minnesota . . . two receptions for 30 yards vs. Minnesota, including 21-yard scoring reception on Iowa's first drive of the game . . . saw action in 19-10 win over Illinois as offense gained 387 yards total offense . . . two receptions for 27 yards vs. Illinois, with a long of 18 . . . saw action in 27-24 win at Nebraska . . . three receptions for 12 yards at Nebraska . . . saw action in 49-24 Holiday Bowl win over #22 USC . . . two receptions for 54 yards vs. USC, with a long of 30 yards.

2018 - - Saw action in three games, recording one reception for seven yards . . . saw action in 38-14 win over Northern Iowa as offense gained 545 yards total offense . . . first career reception for seven yards vs. UNI.

High school honors - - Two-time Male Athlete of the Year in New Haven . . . earned All-New England recognition at prep school . . . earned all-state honors for final three high school seasons after starting as a wide receiver as a freshman . . . named to Walter Camp all-state team as a junior and senior . . . **Career** - - Four-year football letterman as wide receiver and defensive back, helping prep team win 26 games in final three seasons . . . career totals include 3,345 receiving yards in four seasons . . . set state record for career receptions (222) . . . 46 receptions for 923 yards and nine touchdowns in prep school . . . as a senior recorded 59 receptions for 988 yards . . . totaled 1,591 all-purpose yards and scored 13 touchdowns . . . added 41 tackles and two interceptions on defense . . . collected 64 receptions for 903 yards as a junior, totaling 1,708 all-purpose yards . . . as a sophomore recorded 71 receptions for 1,036 yards and 14 touchdowns . . . 28 receptions for 418 yards and two touchdowns as a freshman . . . also participated in lacrosse and indoor track as a prep . . . holds school lacrosse records for career assists (109) and points (180) . . . earned all-state recognition in track on 4 x 400-meter relay unit . . . team captain as a senior.

Personal - - Born 1/26/99 . . . sport and recreation management major . . . National Honor Society . . . parents are Josanna and Gianni Ragaini . . . high school coach was Tom Marcucci . . . prep school coach was Bill Mella.

Career Receiving Bests

Receptions: _____ 7 vs. Penn State, 10/12/19
 Yards: _____ 61 at Purdue, 10/24/20
 Long: _____ 45 vs. Miami, 8/31/19
 Touchdowns: _____ 1, twice, last vs. Minnesota, 11/16/19

Career Rushing Bests

Attempts: _____ 1, twice, last at Minnesota, 11/13/20
 Yards: _____ 2 vs. Miami, 8/31/19
 Touchdowns: _____ 1 at Minnesota, 11/13/20
 Long: _____ 2 vs. Miami, 8/31/19

Career Punt Return Bests

Attempts: _____ 4 at Michigan, 10/5/19
 Yards: _____ 54 at Michigan, 10/5/19
 Long: _____ 17 at Michigan, 10/5/19

Game-By-Game Receiving Stats

2018	No.	Yds.	TD	Lng	2019	No.	Yds.	TD	Lng
N. Ill.	0	0	0	---	Miami	1	45	0	45
IA State	DNP				Rutgers	3	21	0	12
N. Iowa	1	7	0	7	at IA State	5	43	0	18
Wisconsin	DNP				MTSU	2	39	0	35
at Minn.	DNP				at Mich	6	46	0	11
at Ind.	DNP				Penn State	7	55	0	18
Maryland	DNP				Purdue	6	31	0	13
at PSU	DNP				at N'western	1	4	0	4
at Purdue	DNP				at Wisconsin	6	32	1	10
N'western	DNP				Minnesota	2	30	1	21
at Illinois	0	0	0	---	Illinois	2	27	0	18
Nebraska	DNP				at Nebraska	3	12	0	10
Miss. State (n)	DNP				USC (n)	2	54	0	30
Totals	1	7	0	7	Totals	46	439	2	45

2020	No.	Yds.	TD	Lng
at Purdue	4	61	0	28
N'western	3	16	0	11
Mich State.	3	32	0	28
at Minnesota	1	10	0	10
at Penn St.	4	46	0	26
Nebraska	2	24	0	16
at Illinois	0	0	0	---
Wisconsin	1	2	0	2
Totals	18	191	0	28

Rushing Stats

2019	Att.	Yds.	TD	Lng
Miami	1	2	0	2
Rutgers	0	0	0	---
at IA State	0	0	0	---
MTSU	0	0	0	---
at Mich	0	0	0	---
Penn State	0	0	0	---
Purdue	0	0	0	---
at N'western	0	0	0	---
at Wisconsin	0	0	0	---
Minnesota	0	0	0	---
Illinois	0	0	0	---
at Nebraska	0	0	0	---
Totals	1	2	0	2

Rushing Stats

2020	Att.	Yds.	TD	Lng
at Purdue	0	0	0	---
N'western	0	0	0	---
Mich. State	0	0	0	---
at Minn.	1	1	1	1
at Penn St.	0	0	0	---
Nebraska	0	0	0	---
at Illinois	0	0	0	---
Wisconsin	1	1	1	1

Punt Return Stats

2019	No.	Yds.	TD	Lng
Miami	2	16	0	11
Rutgers	2	11	0	16
at IA State	1	15	0	15
MTSU	0	0	0	---
at Mich	4	54	0	17
Penn State	0	0	0	---
Purdue	0	0	0	---
at N'western	0	0	0	---
at Wisconsin	0	0	0	---
Minnesota	0	0	0	---
Illinois	0	0	0	---
at Nebraska	0	0	0	---
Totals	9	96	0	17

Punt Return Stats

2020	No.	Yds.	TD	Lng
at Purdue	0	0	0	---
N'western	0	0	0	---
Mich. State	0	0	0	---
at Minn.	0	0	0	---
at Penn St.	0	0	0	---
Nebraska	0	0	0	---
at Illinois	2	2	0	2
Totals	2	2	0	2

Career Statistics

Receiving	No.	Yds.	Avg.	TD	Lng
Redshirt	1	7	7.0	0	7
Freshman	46	439	9.5	1	45
Sophomore	17	189	11.1	0	28
Career	64	635	9.9	1	45

Rushing	No.	Yds.	Avg.	TD	Lng
Redshirt	0	0	---	0	---
Freshman	1	2	2.0	0	2
Sophomore	1	1	1.0	1	1
Career	2	3	1.5	1	2

Punt Returns	No.	Yds.	Avg.	TD	Lng
Redshirt	0	0	---	0	---
Freshman	9	96	10.7	0	17
Sophomore	2	2	1.0	0	2
Career	11	98	8.9	0	17



98 - - Chris Reames
Defensive Line
6-7, 270, Sophomore
Van Meter, Iowa (Van Meter HS)

Hawk Item - - Earned Dean's List recognition, fall, 2020.

2020 - - Did not see any game action due to injury.

2019 - - Redshirted . . . did not see any game action.

High school honors - - Named district defensive Most Valuable Player as a senior . . . earned first-team all-state honors on defense as a junior and senior . . . named first-team all-district on defense as a junior and senior . . . **Career** - - Four-year football letterman at defensive end and tight end . . . holds school record for sacks in a season (10 as a junior) . . . helped prep team post four-year record of 46-4, including state championship as a junior . . . team reached state semifinals as freshman, sophomore, and senior . . . recorded 42 tackles, 11 tackles for loss, and two sacks as a senior, with two receptions for 33 yards and two touchdowns . . . 57 tackles as a junior, including 21 tackles for loss and 10 sacks, to go with one pass reception for nine yards . . . collected 9.5 tackles as a sophomore, including three tackles for loss and two sacks . . . team captain as a senior . . . also lettered in baseball and track.

Personal - - Born 3/16/01 . . . pre-business major . . . four-time member of Academic All-District team . . . parents are Janine and Kelly Reames . . . high school coach was Eric Trudo.



78 - - Mason Richman
Offensive Line
6-6, 296, Redshirt Freshman
Leawood, Kan. (Blue Valley HS)

Hawk Item - - Enrolled for 2020 spring semester . . . one of eight true freshmen to see action in 2020, playing in three games . . . earned Dean's List recognition, fall, 2020, and spring, 2021.

2021 - - Listed as second team left tackle following spring practice.

2020 - - Redshirted after seeing action in three games . . . saw first action of career in 49-7 win over Michigan State as offense rushed for 226 yards and gained 405 yards total offense . . . saw action in 35-7 win at Minnesota as offense rushed for 235 yards . . . saw action on special teams in 26-20 win over Nebraska.

High School Honors - - Earned first-team all-state honors as a senior . . . first-team all-conference and named to Elite 81 . . . finalist for Class 6A Defensive Player of the Year . . . second-team all-conference as a junior . . . **Career** - - Earned three letters in football while helping team advance to state playoffs three straight seasons . . . team captain as a senior . . . recorded 48 tackles in nine games as a senior, with 12 tackles for loss, three sacks and 12 pressures . . . also recorded five blocked kicks and recorded one safety . . . had 45 tackles in seven games as a junior, with nine tackles for loss and five sacks . . . had nine tackles in three games as a sophomore . . . also lettered in basketball.

Personal - - Born 5/7/02 . . . sport and recreation management major . . . three-time member of prep Honor Roll . . . parents are Kathryn Richman Wallace and John Richman . . . high school coach was Allen Terrell.



29 - - Jackson Ritter
Wide Receiver
6-3, 214, Sophomore
Frankfort, Ill. (Lincoln-Way East)

2020 - - Saw action in 49-7 win over Michigan State, but had no statistics.

2019 - - Redshirted after joining the program as a walk-on.



22 - - **Terry Roberts
Defensive Back
5-10, 180, Junior
Erie, Pa. (Cathedral Prep)

Hawk Item - - Ranked fourth in the Big Ten and 11th in the nation with two recovered fumbles.

2021 - - Listed as second team right cornerback following spring practice.

2020 - - Saw action in all eight games . . . recorded nine tackles, including six solo stops, along with two recovered fumbles . . . saw action in 24-20 loss at Purdue, recording one solo tackle . . . saw action in 21-20 loss to Northwestern . . . recovered Northwestern punt return fumble that led to Iowa's first touchdown of the game . . . saw action in 49-7 win over Michigan State as defense allowed 59 rushing yards and 286 yards total offense . . . two assisted tackles vs. MSU . . . saw action in 35-7 win at Minnesota . . . career-best five tackles at Minnesota, including four solo stops and one assist . . . saw action in 41-21 win at Penn State, but had no statistics as defense allowed just 62 net rushing yards . . . saw action in 26-20 win over Nebraska . . . recovered a fumbled punt vs. Nebraska, which led to an Iowa fourth quarter field goal, his second fumble recovery of the season on special teams . . . saw action in 35-21 win at Illinois, recording one solo tackle . . . saw action in 28-7 win over #25 Wisconsin, but had no statistics as defense allowed 56 net rushing yards and 225 yards total offense.

2019 - - Saw action in 12 games, recording three solo tackles and eight assists . . . saw first action of career in 38-14 win over Miami, recording one solo tackle and one assist as defense allowed just 59 net rushing yards . . . saw action in 30-0 win over Rutgers, recording one assisted tackle as defense allowed just 125 yards total offense . . . saw action in 18-17 win at Iowa State, but had no statistics . . . punt coverage in fourth quarter played a part in ISU's second fumble of the game recovered by Iowa . . . saw action in 48-3 win over Middle Tennessee, but had no statistics as defense allowed just 216 yards total offense . . . saw action in 10-3 loss at #18 Michigan, recording one solo tackle and one assist . . . saw action in 17-12 loss to #9 Penn State, recording two assisted tackles . . . saw action in 26-20 win over Purdue, recording two assisted tackles as defense allowed just 33 net rushing yards . . . saw action in 20-0 win at Northwestern, but had no statistics as defense allowed just 64 net rushing yards and 202 yards total offense . . . did not see action in 24-22 loss at #16 Wisconsin . . . saw action in 23-19 win over #7 Minnesota, recording one solo tackle as defense allowed just 63 net rushing yards . . . saw action in 19-10 win over Illinois, recording one assisted tackle . . . saw action in 27-24 win at Nebraska, but had no statistics . . . saw action in 49-24 Holiday Bowl win over #22 USC, but had no statistics as defense allowed just 22 net rushing yards.

2018 Honors - - Team Leader Award, special teams . . . **2018** - - Redshirted . . . did not see any game action.

High school honors - - Earned first-team all-state, all-district and all-region honors as a senior as defensive back and wide receiver . . . earned first-team all-state, all-region, and all-district honors on defense as a junior . . . **Career** - - Three-year football letterman as defensive back and wide receiver and kick return specialist . . . prep team won state championships as a junior and senior after finishing as runner-up during sophomore season . . . three-year team record of 42-2, with undefeated seasons as a junior and senior . . . holds school record for receiving yards in a season with 1,237 yards . . . recorded 42 receptions for 1,237 yards and 16 touchdowns as a senior . . . on defense as a senior recorded 25 tackles, five interceptions, and seven pass break-ups . . . 13 receptions for 192 yards and two touchdowns as a junior, with 32 tackles and two interceptions on defense . . . recorded 23 tackles and four interceptions as a sophomore . . . averaged 15.7 yards on 13 punt returns and 24.9 yards on 11 kickoff returns as a senior . . . 20.2 yard average on five punt returns as a junior, with one touchdown, while averaging 19 yards on 13 kickoff returns.

Personal - - Born 8/8/2000 . . . sport and recreation management major . . . father is Terry Roberts . . . high school coach was Michael Mischler.

Career Bests

Tackles: _____ 5 at Minnesota, 11/13/20
Solos: _____ 4 at Minnesota, 11/13/20
Assists: _____ 2, three times, last vs. Michigan State, 11/7/20
Fumble recovery: _____ 1, twice, last vs. Nebraska, 11/27/20

Game-By-Game Defensive Stats

2019	Solo-Ast.	2020	Solo-Ast.
Miami _____	1-1	at Purdue _____	1-0
Rutgers _____	0-1	N'western _____	0-0
at IA State _____	0-0	Mich. State _____	0-2
MTSU _____	0-0	at Minnesota _____	4-1
at Mich _____	1-1	at Penn St. _____	0-0
Penn State _____	0-2	Nebraska _____	0-0
Purdue _____	0-2	at Illinois _____	1-0
at N'western _____	0-0	Wisconsin _____	0-0
at Wisconsin _____	DNP	Totals _____	6-3
Minnesota _____	1-0		
Illinois _____	0-1		
at Nebraska _____	0-0		
USC (n) _____	0-0		
Totals _____	3-8		

Career Statistics

Defense	Solo	Ast.	Total	T/Loss	Sacks	Int-Yds.	PBU	QBH	FF	RF
Freshman	3	8	11	0/0	0/0	0-0	0	0	0	0
Sophomore	6	3	9	0/0	0/0	0-0	0	0	0	2
Career	9	11	20	0/0	0/0	0-0	0	0	0	2



64 - - **Kyler Schott (SHOT)

Offensive Line
6-2, 294, Senior
Coggon, Iowa (North Linn HS)

Hawk Item - - Earned scholarship beginning spring semester, 2020.

2021 - - Listed as first team right guard following spring practice.

2020 Honors - - Honorable mention All-Big Ten by league coaches and media . . . **2020** - - Saw action in five games, missing three games due to illness . . . one start at left guard and one start at right guard . . . started at left guard in 24-20 loss at Purdue as offense gained 460 yards total offense . . . started at right guard in 21-20 loss to Northwestern . . . did not see action in 49-7 win over Michigan State due to illness . . . did not see action in 35-7 win at Minnesota due to illness . . . did not see action in 41-21 win at Penn State due to illness . . . returned to action in 26-20 win over Nebraska . . . saw action at guard in 35-21 win at Illinois as offense gained 424 yards total offense . . . saw action in 28-7 win over #25 Wisconsin.

2019 - - Saw action in eight games, with six starts at right guard . . . missed five games due to injury . . . saw action in 38-14 win over Miami as offense gained 213 net rushing yards and 465 yards total offense . . . started at right guard for first career start in 30-0 win over Rutgers as offense gained 438 yards total offense . . . started at right guard in 18-17 win at Iowa State . . . did not see action in 48-3 win over Middle Tennessee due to injury . . . did not see action in 10-3 loss at #18 Michigan due to injury . . . did not see action in 17-12 loss to #9 Penn State due to injury . . . did not see action in 26-20 win over Purdue due to injury . . . did not see action in 20-0 win at Northwestern due to injury . . . started at right guard and played every offensive down in 24-22 loss at #16 Wisconsin . . . started at right guard and played every offensive down in 23-19 win over #7 Minnesota . . . started at right guard and played every offensive down in 19-10 win over Illinois as offense gained 387 yards total offense . . . started at left guard and played every offensive down in 27-24 win at Nebraska . . . started at right guard and played every offensive down in 49-24 Holiday Bowl win over #22 USC.

2018 - - Saw action in 33-7 win over Northern Illinois as offense gained 209 net rushing yards.

2017 - - Redshirted after joining the program as a walk-on.

High school honors - - Earned first-team all-state honors as a senior . . . earned first-team all-district honors three straight years, including being named district MVP as a senior . . . **Career** - - Four-year football letterman as offensive lineman and linebacker . . . team captain as a junior and senior . . . also lettered in wrestling (4), track (2) and baseball (2).

Personal - - Born 10/27/98 . . . criminology, law and justice major . . . parents are Dawn and David Schott . . . high school coach was Jared Collum.



48 - - *Bryce Schulte
Tight End
6-3, 245, Senior
Cedar Rapids, Iowa (Xavier HS)

Hawk Item - - Earned Dean's List recognition, fall, 2018, fall, 2019, spring, 2020, fall, 2020, and spring, 2021.

2020 Honors - - Academic All-Big Ten for third year . . . Big Ten Distinguished Scholar . . . **2020** - - Saw action in all eight games, but had no statistics . . .

. saw action in 24-20 loss at Purdue, but had no statistics . . . saw action in 21-20 loss to Northwestern, but had no statistics . . . saw action in 49-7 win over Michigan State, but had no statistics as offense rushed for 226 yards and gained 405 yards total offense . . . saw action in 35-7 win at Minnesota, but had no statistics as offense rushed for 235 yards . . . saw action in 41-21 win at Penn State, but had no statistics as offense gained 175 net rushing yards . . . saw action in 26-20 win over Nebraska, but had no statistics . . . saw action in 35-21 win at Illinois as offense gained 242 yards total offense, but had no statistics . . . saw action in 28-7 win over #25 Wisconsin, but had no statistics.

2019 Honors - - Academic All-Big Ten for second year . . . **2019** - - Did not see any game action.

2018 Honors - - Academic All-Big Ten . . . **2018** - - Saw action in 33-7 win over Northern Illinois, but had no statistics as offense rushed for 209 net yards.

2017 - - Redshirted after joining the program as a walk-on.

High school honors - - Earned first-team all-state honors by the Iowa Newspaper Association as a senior, along with first-team all-metro and all-district honors . . . first-team all-district and all-metro as a junior . . . second-team all-district and all-metro as a sophomore . . . District Player of the Year as a junior and senior . . . **Career** - - Four-year letterman at quarterback and linebacker . . . team captain as a senior . . . holds school records for passing yards, touchdowns and completion percentage . . . helped prep team reach state playoffs four straight years, with combined record of 42-6 . . . held top quarterback rating in the state as a senior (192.6), while passing for 1,598 yards and 22 touchdowns, with two interceptions . . . also earned four letters in baseball, basketball and track.

Personal - - Born 9/23/98 . . . political science major . . . parents are Sherry and Duane Schulte . . . brother of WR Quinn Schulte . . . one of four players from Cedar Rapids on Iowa roster . . . attended same high school as DL Ethan Hurkett, WR Quinn Schulte and OL Josh Volk . . . high school coach was his father, Duane Schulte.



30 - - Quinn Schulte
Defensive Back
6-1, 201, Sophomore
Cedar Rapids, Iowa (Xavier HS)

Hawk-Item - - Earned Dean's List recognition, fall, 2019, spring, 2020, fall, 2020, and spring, 2021.

2021 - - Listed as second team free safety following spring practice.

2020 Honors - - Academic All-Big Ten . . . Big Ten Distinguished Scholar . . . **2020** - - Saw action in three games, recording three solo tackles . . . did not see action in 24-20 loss at Purdue . . . did not see action in 21-20 loss to Northwestern . . . saw first action of career in 49-7 win over Michigan State, but had no statistics as defense allowed 59 rushing yards and 286 yards total offense . . . saw action in 35-7 win at Minnesota, recording two solo tackles for first career statistics . . . did not see action in 41-21 win at Penn State . . . did not see action in 26-20 win over Nebraska . . . saw action in 35-21 win at Illinois, recording one solo tackle . . . did not see action in 28-7 win over #25 Wisconsin.

. . . did not see action in 28-7 win over #25 Wisconsin.

2019 - - Redshirted after joining the program as a walk-on.

High school honors - - Named to participate in Iowa Shrine Bowl . . . one of three finalists for Des Moines Register Player of the Year for all classes as a senior . . . finalist for Gatorade Player of the Year for all classes . . . captain of Class 3A all-state team . . . first-team all-state as at large/utility player as a senior . . . all-area Player of the Year as a senior . . . first-team all-area, all-metro and all-district as a senior . . . named KCRG-TV and KGYM radio Athlete of the Week for performance in Class 3A state championship game as a senior, totaling 428 yards total offense with four total touchdowns, seven tackles and interception on final play of the game . . . one of three finalists for Des Moines Register Player of the Year for all classes as a junior . . . named to Des Moines Register Elite all-state first-team as a defensive back as a junior and senior . . . first-team all-state in Class 3A by Des Moines Register and Iowa Newspaper Association as a junior . . . District Offensive Player of the Year as a junior and senior . . . first-team all-area, all-metro and all-district as a junior . . . first-team all-district and second-team all-metro as a sophomore . . . **Career** - - Member of five state championship teams as a prep . . . three-year football letterman as quarterback, wide receiver and defensive back . . . prep football team won Class 3A state championships as a junior and senior, after reaching state semifinals as a sophomore . . . helped prep team post three-year record of 37-1, including undefeated seasons (13-0) as a junior and senior . . . held the top quarterback rating in the state for Class 3A as a junior and senior . . . holds school records for touchdowns in a game, season and career, and career points (288) . . . holds records for rushing touchdowns in a season and career . . . holds records for total offense in a game (428 yards), season (2,952), and career (5,773) . . . holds record for completion percentage in a game (100%) and ranks second in career completion percentage (67%) and career interceptions (10) . . . career totals include 198-295 pass attempts (67%) for 3,059 yards and 39 touchdowns, with four interceptions . . . rushing totals include 341 attempts for 2,132 yards and 43 touchdowns, with a long of 85 yards . . . receiving totals include 54 receptions for 582 yards and five touchdowns, with a long of 48 yards . . . career total offense includes 5,773 yards and 87 touchdowns . . . career defense includes 94 tackles, 10 interceptions for 98 yards, two caused fumbles, two recovered fumbles, nine pass break-ups and two tackles for loss . . . as a senior completed 112-169 pass attempts for 1,839 yards and 25 touchdowns, with three interceptions . . . rushed 166 times for 1,077 yards and 23 touchdowns, and had two receptions for 36 yards . . . 29 tackles and four interceptions on defense, with two caused fumbles, two recovered fumbles, and nine pass break-ups . . . as a junior completed 83-123 attempts for 1,202 yards and 13 touchdowns, with one interception . . . rushed 162 times for 968 yards and 20 touchdowns . . . 41 tackles, five interceptions and four pass break-ups as a junior . . . started at wide receiver and defensive back as a sophomore . . . 52 receptions for 546 yards and five touchdowns as a junior, with 13 rushing attempts for 87 yards and 22 tackles and one interception on defense . . . football team captain as a senior . . . also lettered in basketball, baseball, and track . . . basketball team captain as a junior and senior . . . prep team won state basketball title his freshman and sophomore seasons . . . Most Valuable Defensive Player as a sophomore, junior, and senior . . . basketball team placed third in state as a junior . . . honorable mention all-conference in basketball as a junior . . . member of Class 3A state championship baseball team as a

senior . . . first-team all-conference infielder and second-team all-Northeast Iowa (Iowa Baseball Coaches Association) as a senior . . . honorable mention all-conference in baseball as a junior, helping team win conference title with 30-10 overall record . . . member of sprint medley relay unit that set school record in track . . . honorable mention all-conference after placing in district meet in the long jump.

Personal -- Born 10/18/2000 . . . pre-medicine major . . . member of National Honor Society . . . earned academic all-state honors in football and basketball . . . parents are Sherry and Duane Schulte . . . brother of TE Bryce Schulte . . . one of four players from Cedar Rapids on Iowa roster . . . attended same high school as DL Ethan Hurkett, TE Bryce Schulte and OL Josh Volk . . . high school coach was his father, Duane Schulte.

Career Bests

Tackles: _____ 2 at Minnesota, 11/13/20
Solos: _____ 2 at Minnesota, 11/13/20

Game-By-Game Defensive Stats

2020 ____ **Solo-Ast.**
at Purdue ____ DNP
N'western ____ DNP
Mich. State ____ 0-0
at Minnesota ____ 2-0
at Penn St. ____ DNP
Nebraska ____ DNP
at Illinois ____ 1-0
Wisconsin ____ DNP
Totals ____ **3-0**

Career Statistics

Defense _Solo_ _Ast._ **Total** T/Loss _Sacks_ Int-Yds. PBU_QBH FF_RF
Freshman _3_ _0_ _3_ 0/0 _0/0_ 0-0 _0_ _0_ _0_ _0_



99 - - **Noah Shannon
Defensive Line
6-0, 289, Junior
Aurora, Ill. (Oswego HS)

2021 - - Listed as first team left tackle following spring practice.

2020 - - Saw action in all eight games, with one start . . . recorded 11 tackles, including six solo stops and five assists, with a shared tackle for loss and QB sack, along with one pass break-up . . . saw action in 24-20

loss at Purdue . . . two assisted tackles at Purdue, including a shared QB sack, the first of his career . . . saw action in 21-20 loss to Northwestern, recording two assisted tackles to equal career high for second straight week . . . saw action in 49-7 win over Michigan State as defense allowed 59 rushing yards and 286 yards total offense . . . two tackles vs. MSU, including one solo stop and one assist . . . saw action in 35-7 win at Minnesota, recording one solo tackle . . . saw action in 41-21 win at Penn State as defense allowed just 62 net rushing yards . . . matched career-best with two solo tackles at PSU, along with first career pass break-up . . . started at defensive tackle in 26-20 win over Nebraska for first career start . . . recorded two solo tackles vs. Nebraska . . . saw action in 35-21 win at Illinois, but had no statistics . . . saw action in 28-7 win over #25 Wisconsin, but had no statistics.

2019 - - Saw action in seven games, recording two solo tackles and three assists, with one forced and one recovered fumble . . . saw first action of career in 38-14 win over Miami, recording one assisted tackle as defense allowed just 59 net rushing yards . . . saw action in 30-0 win over Rutgers as defense allowed just 125 yards total offense . . . recorded one solo tackle vs. Rutgers, causing and recovering a fumble in the process . . . did not see action in 18-17 win at Iowa State . . . saw action in 48-3 win over Middle Tennessee, recording one solo tackle as defense allowed just 216 yards total offense . . . did not see action in 10-3 loss at #18 Michigan . . . did not see action in 17-12 loss to #9 Penn State . . . saw action in 26-20 win over Purdue, but had no statistics as defense allowed just 33 net rushing yards . . . saw action in 20-0 win at Northwestern, recording

one assisted tackle as defense allowed just 64 net rushing yards and 202 yards total offense . . . did not see action in 24-22 loss at #16 Wisconsin . . . saw action in 23-19 win over #7 Minnesota, but had no statistics . . . did not see action in 19-10 win over Illinois . . . saw action in 27-24 win at Nebraska, recording one assisted tackle . . . did not see action in 49-24 Holiday Bowl win over USC.

2018 - - Redshirted . . . did not see any game action.

High school honors - - Named to Campaign News-Gazette all-state team as a senior . . . named team MVP as both a junior and senior . . . first-team all-conference and all-state as a senior . . . second-team all-conference and all-state as a junior . . . earned all-conference honors as a sophomore . . . **Career** - - Played both tackle and end on defense and guard and tackle on offense . . . prep team posted 21-3 record his final two seasons, winning conference title his sophomore and senior seasons . . . team reached state playoffs three straight seasons . . . recorded 46 tackles as a senior, with 15 tackles for loss, eight sacks and two forced fumbles . . . collected 56 tackles as a junior, including 11 tackles for loss and 3.5 sacks, to go with five forced fumbles and three pass break-ups . . . totaled 48 tackles as a sophomore, including seven tackles for loss, two sacks and two forced fumbles . . . team captain as junior and senior . . . also lettered in baseball.

Personal - - Born 3/16/2000 . . . enterprise leadership major . . . member of prep Honor Roll . . . parents are Sarah Real and Johann Shannon . . . high school coach was Brian Cooney.

Career Bests

Tackles: _____ 2, five times, last vs. Nebraska, 11/27/20
Solos: _____ 2, twice, last vs. Nebraska, 11/27/20
Assists: _____ 2, twice, last vs. Northwestern, 10/31/20
QB Sacks: _____ .5 at Purdue, 10/24/20
Tackle for Loss: _____ .5 at Purdue, 10/24/20
Forced Fumble: _____ 1 vs. Rutgers, 9/7/19
Recovered Fumble: _____ 1 vs. Rutgers, 9/7/19
Pass Break-Up: _____ 1 at Penn State, 11/21/20

Game-By-Game Defensive Stats

2019 ____ Solo-Ast.	2020 ____ Solo-Ast.
Miami ____ 0-1	at Purdue ____ 0-2
Rutgers ____ 1-0	N'western ____ 0-2
at IA State ____ DNP	Mich. State ____ 1-1
MTSU ____ 1-0	at Minnesota ____ 1-0
at Mich ____ DNP	at Penn St. ____ 2-0
Penn State ____ DNP	Nebraska ____ 2-0
Purdue ____ 0-0	at Illinois ____ 0-0
at N'western ____ 0-1	Wisconsin ____ 0-0
at Wisconsin ____ DNP	Totals ____ 6-5
Minnesota ____ 0-0	
Illinois ____ DNP	
at Nebraska ____ 0-1	
USC (n) ____ DNP	
Totals ____ 2-3	

Career Statistics

Defense _Solo_ _Ast._ **Total** T/Loss _Sacks_ Int-Yds. PBU_QBH FF_RF
Freshman _2_ _3_ _5_ 0/0 _0/0_ 0-0 _0_ _0_ _1_ _1_
Sophomore _6_ _5_ _11_ .5/5 _ .5/5_ 0-0 _1_ _0_ _0_ _0_
Career ____ **8** ____ **8** ____ **16** ____ **.5/5** ____ **.5/5** ____ **0-0** ____ **1** ____ **0** ____ **1** ____ **1**



43 - - Karson Sharar (SHIRE)
Linebacker
6-2, 201, Freshman
Iowa Falls, Iowa (Iowa Falls-Alden HS)

High school honors - - Earned first-team all-state honors as a senior . . . second-team all-state as a junior . . . earned first-team all-district honors as a sophomore, junior and senior . . . **Career** - - Three-year football letterman . . . recorded 81 tackles as a senior, along with 1,325 all-purpose yards and 15 total touchdowns . . . totaled 41 tackles as a junior, along with 1,115 all-purpose yards and 17 touchdowns . . . 32.5 tackles as a sophomore, along with 585 all-purpose yards and eight touchdowns . . . team captain as a senior . . . also competed in basketball as a prep, earning all-state honors.

Personal - - Born 3/7/03 . . . business major . . . parents are Kim and Lincoln Sharar . . . high school coach was Don Anderson.



10 - - *Caleb Shudak
Kicker
5-8, 178, Senior
Council Bluffs, Iowa (Lewis Central HS)

Hawk Item - - Will take advantage of additional year of eligibility and compete in 2021 . . . granted scholarship for spring semester, 2020 . . . earned Dean's List recognition, fall, 2018, spring, 2019, fall, 2019, and spring, 2020, along with President's List, spring, 2020.

2021 - - Listed as first team kicker following spring practice.

2020 Honors - - Academic All-Big Ten for fourth year . . . **2020** - - Handled kickoff duties in all eight games, averaging 60.6 yards on 51 kicks, with 30 touchbacks . . . only field goal attempt was 52 yards and was no good after hitting right upright . . . had no PAT attempts . . . handled all kickoff duties in 24-20 loss at Purdue . . . averaged 65 yards on four kickoffs, with two touchbacks . . . handled all kickoff duties in 21-20 loss to Northwestern, along with one field goal attempt . . . averaged 64.2 yards on five kickoffs, with four touchbacks . . . first field goal attempt of career missed from 52 yards after hitting right upright . . . handled all kickoff duties in 49-7 win over Michigan State . . . averaged 61 yards on eight kickoffs, with five touchbacks vs. MSU . . . handled all kickoff duties in 35-7 win at Minnesota . . . averaged 59. yards on six kicks, with two touchbacks . . . handled all kickoff duties in 41-21 win at Penn State . . . eight kickoffs at PSU for 55.2 average, with four touchbacks . . . handled all kickoff duties in 26-20 win over Nebraska . . . averaged 64.4 yards on seven kickoffs, with five touchbacks . . . handled all kickoff duties in 35-21 win at Illinois . . . averaged 59 yards on seven kickoffs, with four touchbacks . . . handled all kickoff duties in 28-7 win over #25 Wisconsin . . . averaged 60.2 yards on six kickoffs, with four touchbacks.

2019 Honors - - Academic All-Big Ten for third year . . . **2019** - - Handled all kickoff duties throughout the season . . . averaged 58.2 yards on 75 kickoffs, with 31 touchbacks and one kick out of bounds, and opponents averaging 17.2 yards per return . . . handled all kickoff duties in 38-14 win over Miami . . . averaged 63.9 yards on seven kickoffs, with five touchbacks . . . handled all kickoff duties in 30-0 win over Rutgers . . . averaged 65 yards on six kickoffs, with five touchbacks . . . handled all kickoff duties in 48-3 win over Middle Tennessee, averaging 61.2 yards . . . one touchback vs. MTSU, with opponent making eight fair catches . . . handled all kickoff duties in 10-3 loss at #18 Michigan, averaging 60 yards on two kickoffs . . . handled all kickoff duties in 17-12 loss to #9 Penn State, averaging 52.8 yards on four kickoffs . . . handled all kickoff duties in 26-20 win over Purdue . . . averaged 57.1 yards on seven kickoffs vs. Purdue, with one touchback . . . handled all kickoff duties in 20-0 win at Northwestern . . . averaged 63 yards on five kickoffs at Northwestern, with two touchbacks . . . handled all kickoff duties in 24-22 loss at #16 Wisconsin . . . averaged 64.2 yards on six kickoffs at Wisconsin, with three touchbacks . . . also recorded one solo tackle . . . handled all kickoff duties in 23-19 win over #7

Minnesota . . . averaged 64.6 yards on five kickoffs, with two touchbacks . . . also recorded one solo tackle on special teams . . . handled all kickoff duties in 19-10 win over Illinois . . . averaged 64.2 yards on five kickoffs vs. Illinois, with four touchbacks . . . handled all kickoffs in 27-24 win at Nebraska . . . averaged 51 yards on six kickoffs at Nebraska, with one touchback . . . handled all kickoff duties in 49-24 Holiday Bowl win over #22 USC . . . averaged 61.4 yards on eight kickoffs, with six touchbacks.

2018 Honors - - Academic All-Big Ten for second year . . . **2018** - - Saw action in just one game, converting his only PAT attempt . . . saw first action of career in 63-0 win at Illinois, connecting on his only PAT attempt.

2017 Honors - - Academic All-Big Ten . . . **2017** - - Did not see any game action.

2016 - - Redshirted after joining the team as a walk-on.

High School honors - - Earned second team all-state honors as a senior, along with first team all-city and second team all-district honors . . . first team all-district, all-city and all-Western Iowa as a freshman, sophomore and junior . . . honorable mention all-state as a freshman . . . **Career** - - Four-year football letterman as kicker, running back, linebacker and defensive back . . . team captain as a senior . . . helped prep team reach state playoffs four straight years with combined 30-15 record . . . connected on 5-of-8 field goals as a senior, with a long of 50 yards . . . also made all 27 PAT attempts and recorded 31 touchbacks on 34 kickoffs . . . recorded 21 tackles on defense and 18 receptions for 201 yards and one touchdown . . . as a junior connected on 4-7 field goals, with a long of 53 yards, while making all 53 PAT kicks and recording 37 touchbacks . . . also had 31 tackles and three interceptions, along with 27 receptions for 316 yards and a touchdown and 650 yards in KO returns . . . as a sophomore made 7-11 field goals, with a long of 48 yards, and was 26-28 on PATs . . . recorded 37 tackles on defense and 14 rushing attempts for 68 yards and nine receptions for 51 yards . . . connected on 7-9 field goals as a freshman, with a long of 43 yards, and was 34-36 on PATs . . . also lettered in swimming (4), tennis (2), track (1) and baseball (3).

Personal - - Born 11/19/97 . . . civil and environmental engineering major . . . National Honor Society officer . . . Top Honor Roll student throughout prep career . . . three-year academic letterwinner . . . parents are Trudi and Jeff Shudak . . . father Jeff was a PK at Iowa State . . . one of three players from Council Bluffs on Iowa roster . . . attended same high school as DL Logan Jones . . . high school coach was Jim Duggan.

Career Bests

PATs: _____ 1 at Illinois, 11/17/18
PAT Attempts: _____ 1 at Illinois, 11/17/18
Field Goal Attempts: _____ 1 vs. Northwestern, 10/31/20

Career Statistics

Scoring	FGs	Lng	PATs	Points
Freshman	0-0	---	0-0	0
Sophomore	0-0	---	1-1	1
Junior	0-0	---	0-0	0
Senior	0-1	---	0-0	0
Career	0-0	---	1-1	1



18 - - *Austin Spiewak
Long Snapper
6-1, 237, Senior
Rolling Meadows, Illinois (Fremd HS)

Hawk Item - - Will take advantage of additional year of eligibility and compete in 2021 . . . granted scholarship for 2021.

2021 - - Listed as first team long snapper following spring practice.

2020 Honors - - Academic All-Big Ten . . . **2020** - - Handled all deep snaps for punts, field goal and PAT attempts throughout the season . . . handled deep snaps for all punts, field goal and PAT attempts in 24-20 loss at Purdue in first action of career . . . handled deep snaps for all punts, field goal and PAT attempts in 21-20 loss to Northwestern . . . handled deep snaps for all punts, field goal and PAT attempts in 49-7 win over Michigan State . . . handled deep snaps for punts, field goal and PAT attempts in 35-7 win at Minnesota . . . handled deep snaps for punts, field goal and PAT attempts in 41-21 win at Penn State . . . handled deep snaps for punts, field goal and PAT attempts in 26-20 win over Nebraska . . . handled deep snaps for punts, field goal and PAT attempts in 35-21 win at Illinois, while also recording one solo tackle . . . handled deep snaps for punts, field goal and PAT attempts in 28-7 win over #25 Wisconsin.

2019 - - Did not see any game action.

2018 - - Did not see any game action.

2017 - - Did not see any game action.

2016 - - Redshirted after joining the team as a walk-on.

High School honors - - Earned All-Area special mention as a senior . . . nationally ranked long snapper as a senior by Kohl's, earning second place honors in Kohl's Midwest Showcase following senior season . . . placed in top 10 in 2015 Kohl's National Scholarship Invite Only Camp . . . **Career** - - Earned three letters in football as center, linebacker and long snapper . . . helped prep team reach state playoffs as a junior and senior . . . recorded 35 tackles as a senior.

Personal - - Born 7/02/98 . . . finance major . . . earned Illinois High School Association Academic Award as a senior . . . parents are Kristin and Phil Spiewak . . . grandfather Gary Grouwinkel competed in 1957 and 1959 Rose Bowl games for Iowa . . . high school coach was Lou Sponsel.



70 - - Beau Stephens
Offensive Line
6-6, 300, Freshman
Blue Springs, Mo. (Blue Springs HS)

High school honors - - Semifinalist for Buck Buchanan Award as a senior . . . first-team all-conference on both offense and defense as a senior . . . first-team all-conference, all-district, and all-state on offense as a junior, while earning second-team all-conference honors on defense . . . all-conference honorable mention as a sophomore . . . **Career** - -

Five-year letterman as offensive and defensive lineman, helping prep team reach state playoffs each season . . . reached state title game as a freshman after winning conference championship . . . recorded 19 tackles as a senior, with seven tackles for loss and one sack, along with one blocked kick . . . team captain as a sophomore, junior and senior . . . also competed in basketball and wrestling as a prep.

Personal - - Born 11/1/02 . . . exercise science major . . . parents are Valerie and Justin Stephens . . . high school coaches were David White and Kelly Donohoe.



35 - - Justice Sullivan
Linebacker
6-2, 233, Freshman
Eden Prairie, Minn. (Eden Prairie HS)

Hawk Item - - Enrolled in 2021 spring semester and participated in spring practice.

High school honors - - Earned second-team all-metro and first-team all-district honors as a junior . . . all-conference as a freshman . . . **Career** - - Lettered as linebacker and defensive lineman, helping prep team post a 31-9 record . . . team reached state playoffs as a sophomore and senior . . . collected 62 tackles as a senior . . . recorded 48 tackles as a junior . . . collected 57 tackles as a sophomore, with 10 tackles for loss . . . totaled 64 tackles as a freshman . . . team captain as a senior . . . also competed in track.

Personal - - Born 8/5/02 . . . business major . . . parents are Janel and Jake Sullivan . . . high school coach was Mike Grant.



9 - - *Tory Taylor ^
Punter
6-4, 231, Sophomore
Melbourne, Australia (Haileybury College HS)

Hawk Item - - Ranked third in the Big Ten and 20th nationally with punting average of 44.1 yards . . . 18 of 40 punts inside the 20 and nine inside the 10, with one touchback, 20 fair catches, and six returns for 31 yards . . . one of eight true freshmen to see action in 2020 . . . handled all punting duties in the first college game of his career.

2021 Honors - - Preseason first-team All-Big Ten by Athlon Sports and Phil Steele . . . **2021** - - Listed as first team punter following spring practice.

2020 Honors - - Eddleman-Fields Big Ten Conference Punter of the Year . . . first-team Freshman All-America by FWAA . . . second-team All-America by The Athletic . . . first-team All-Big Ten by league coaches and media . . . first-team All-Big Ten by Associated Press and Phil Steele . . . one of 10 semifinalists for Ray Guy Award . . . **2020** - - Handled all punting duties in all eight games . . . averaged 44.1 yards on 40 punts, with a long of 61 yards and nine punts of 50 yards or more . . . 18 punts inside the 20 with just one touchback, with opponents recording 20 fair catches and averaging 5.2 yards on six returns . . . handled all punting duties in 24-20 loss at Purdue . . . averaged 44.2 yards on six punts at Purdue, with a long of 52 yards, three punts of at least 50 yards, two punts inside the 20 with no touchbacks, and three fair catches . . . handled all punting duties in 21-20 loss to Northwestern . . . averaged 49 yards on four punts, with a long of 58 yard, with three punts inside the 20, no touchbacks, and an eight-yard loss on the only return, which was a fumble that led to Iowa's first score of the game . . . handled all punting duties in 49-7 win over Michigan State . . . averaged 45.9 yards on seven punts vs. MSU, with a long of 61 yards, while placing five punts inside the 20 and no returns . . . handled all punting duties in 35-7 win at Minnesota . . . three punts for a 44. average at Minnesota, with a long of 5 yards . . . all three punts inside the 20 at Minnesota, including one at the 11-yardline and two at the five-yardline, allowing one return for zero yards . . . handled all punting duties in 41-21 win at Penn State . . . averaged 44.4 yards on five punts at PSU, with a long of 47 yards and one kick inside the 20 . . . 14 of 25 punts in five games inside the 20, with no touchbacks . . . handled all punting duties in 26-20 win over Nebraska . . . averaged 40.5 yards on two punts vs. Nebraska, with a long of 46 yards . . . one punt downed at the two-yard line, while the second punt resulted in a fumble recovered by Iowa . . . handled all punting duties in 35-21 win at Illinois . . . averaged 42 yards on five punts at Illinois, with a long of 54 yards . . . two punts inside the 20 at Illinois while allowing one return for four yards . . . handled all punting duties in 28-7 win over #25 Wisconsin . . . averaged 42.1 yards on eight punts, with a long of 49 yards, one punt inside the 20 and no returns.

Career Punting Bests

Punts: _____ 8 vs. Wisconsin, 12/12/20
Average: _____ 49 (4-196) vs. Northwestern, 10/31/20
Long: _____ 61 vs. Michigan State, 11/7/20

Game-by-Game Punting

2020	No.	Yds.	Avg.	Lng
at Purdue	6	265	44.2	52
N'western	4	196	49.0	58
Mich. State	7	321	45.9	61
at Minn.	3	133	44.3	55
at Penn St.	5	222	44.4	47
Nebraska	2	81	40.5	46
at Illinois	5	210	42.0	54
Wisconsin	8	337	42.1	49
Totals	40	1,765	44.1	61

Career Statistics

Punting _ No. _ Yds. _ Avg. _ Lng _ 50+ _ In-20 _ TB _ Blk _ FC
Freshman _ 40 _ 1,765 _ 44.1 _ 61 _ 9 _ 18 _ 1 _ 0 _ 20



36 - - *Mike Timm
Linebacker
6-0, 233, Junior
Delafield, Wis. (Kettle Moraine HS)

Hawk Item - - Earned Dean's List recognition, fall, 2018.

2021 - - Listed as second team middle linebacker following spring practice.

2020 - - Saw action in all eight games, recording three solo tackles and one assist . . . first action of career in 24-20 loss at Purdue, but had no statistics . . . saw action in 49-7 win over Michigan State as defense allowed 59 rushing yards and 286 yards total offense . . . career-best three tackles vs. MSU, including two solo stops and one assist . . . saw action in 41-21 win at Penn State, but had no statistics as defense allowed just 62 net rushing yards . . . saw action in 35-21 win at Illinois, recording one solo tackle . . . saw action in 28-7 win over #25 Wisconsin, but had no statistics as defense allowed 56 net rushing yards and 225 yards total offense.

2019 - - Did not see any game action.

2018 Honors - - Team Leader Award, special teams . . . **2018** - - Redshirted after joining the team as a walk-on.

Personal - - Born 5/31/00 . . . health and human physiology major . . . parents are Amanda and Steve Timm . . . high school coach was Justin Gumm.

Career Bests

Tackles: _____ 3 vs. Michigan State, 11/7/20
Solos: _____ 2 vs. Michigan State, 11/7/20
Assists: _____ 1 vs. Michigan State, 11/7/20

Game-By-Game Defensive Stats

2020	Solo	Ast.
at Purdue	0	0
N'western	0	0
Mich. State	2	1
at Minnesota	0	0
at Penn St.	0	0
Nebraska	0	0
at Illinois	1	0
Wisconsin	0	0
Totals	3	1

Career Statistics

Defense _ Solo _ Ast. _ Total T/Loss _ Sacks Int-Yds. PBU _ QBH FF _ RF
Freshman _ 3 _ 1 _ 4 _ 0/0 _ 0/0 _ 0-0 _ 0 _ 0 _ 0 _ 0



3 - - **Tyrone Tracy, Jr.
Wide Receiver
5-11, 201, Junior
Camby, Ind. (Decatur Central HS)

Hawk Item - - One of seven sophomores named to 2020 Leadership Group . . . used redshirt season after playing in just four games in 2018 . . . one of 12 true freshmen to see action in 2018.

2021 - - Listed as first team wide receiver following spring practice.

2020 - - Saw action in all eight games, with four starts . . . 14 receptions for 154 yards and one touchdown, with two rushing attempts for 22 yards . . . saw action in 24-20 loss at Purdue as offense gained 460 yards total offense . . . two receptions for 19 yards at Purdue, with a long of 15 yards . . . saw action in 21-20 loss to Northwestern . . . two receptions for 33 yards vs. Northwestern, with a long of 33 yards . . . one of three wide receivers in starting line-up in 49-7 win over Michigan State as offense rushed for 226 yards and gained 405 yards total offense . . . four receptions for 38 yards vs. MSU, with a long of 24 yards . . . started at wide receiver in 35-7 win at Minnesota as offense rushed for 235 yards . . . three receptions for 36 yards at Minnesota, with a long of 18 yards . . . saw action in 41-21 win at Penn State as offense gained 175 net rushing yards . . . two receptions for 22 yards at PSU, with a long of 12 yards . . . one rushing attempt for one yard at PSU . . . saw action in 26-20 win over Nebraska . . . one reception for six yards vs. Nebraska resulted in first touchdown reception of the season . . . started at wide receiver in 35-21 win at Illinois as offense gained 242 yards total offense . . . one rushing attempt for 21 yards at Illinois . . . saw action in 28-7 win over #25 Wisconsin, but had no statistics.

2019 Honors - - Next Man In Award, offense . . . **2019** - - Saw action in all 13 games, with eight starts . . . recorded 36 receptions for 589 yards and three touchdowns, while also rushing six times for 39 yards and one touchdown . . . saw action in 38-14 win over Miami as offense gained 213 net rushing yards and 465 yards total offense . . . one reception for 22 yards vs. Miami . . . started as one of three wide receivers in 30-0 win over Rutgers as offense gained 438 yards total offense . . . three receptions for 42 yards and one touchdown vs. Rutgers, a seven-yard reception for first career touchdown . . . also gained nine yards on only rushing attempt . . . saw action in 18-17 win at Iowa State, recording one reception for 15 yards . . . saw action in 48-3 win over Middle Tennessee State as offense gained 644 yards total offense . . . career-best 85 receiving yards vs. MTSU on three receptions, with a long of 33 yards . . . started at wide receiver in 10-3 loss at #18 Michigan . . . career-high four receptions for 26 yards at Michigan, with a long of 15 yards . . . saw action in 17-12 loss to #9 Penn State, but had no statistics . . . saw action in 26-20 win over Purdue . . . three receptions for 21 yards vs. Purdue, with a long of 21 yards . . . also had one rushing attempt for five yards vs. Purdue . . . started at wide receiver in 20-0 win at Northwestern . . . two receptions for 88 yards at Northwestern, including a 50-yard catch and run for a touchdown in the opening quarter . . . started at wide receiver in 24-22 loss at #16 Wisconsin . . . career-bests with five receptions for 130 yards at Wisconsin, including career-best 75-yard reception . . . 75-yard catch and run for a touchdown with 3:12 remaining in the game pulled Iowa to within 24-22 . . . started at wide receiver in 23-19 win over #7 Minnesota . . . career-high six receptions for 77 yards vs. Minnesota, with a long of 27 yards . . . also had one rushing attempt for 11 yards . . . started at wide receiver in 19-10 win over Illinois as offense gained 387 yards total offense . . . matched career-high with six receptions for 56 yards vs. Illinois . . . started at wide receiver in 27-24 win at Nebraska . . . two receptions for 20 yards at Nebraska . . . started at wide receiver in 49-24 Holiday Bowl win over #22 USC . . . one rushing attempt for 23-yard touchdown to cap Iowa's opening drive vs. USC.

2018 - - Redshirted after seeing action in four games . . . saw first action of career in 38-14 win over Northern Iowa, recording one reception for 22 yards as offense gained 545 yards total offense . . . saw action in 14-10 loss to Northwestern, with one rushing attempt for -1 yard.

High school honors - - Gatorade Player of the Year in Indiana . . . earned Offensive Player of the Year honors as a sophomore and senior . . . named to Indiana Football Digest Top 25 and Indiana Football Coaches Association (IFCA) Top 50 . . . first-team all-county, all-midstate, and all-state for three straight

years... first-team all-midstate and all-county as a freshman... **Career** -- Four-year football letterman as running back, wide receiver, and defensive back... helped prep team post four-year record of 35-8... holds school records for receiving yards in a season (1,132) and career (2,643), becoming first player at Decatur Central with over 1,000 yards in a season... holds school records for receiving touchdowns in a season (16) and career (33), as well as total offensive touchdowns (70), total touchdowns (72), total points (444) and yards per rushing attempt in a season (11.5) and career (8.7)... as a senior rushed for 1,412 yards and 13 touchdowns, to go with 54 receptions for 1,132 yards and 17 touchdowns... also had 135 yards on kickoff returns... as a junior recorded 40 receptions for 651 yards and nine touchdowns, while rushing for 296 yards and four touchdowns and recording 83 yards on kickoff returns... as a sophomore rushed for 1,239 yards and 11 touchdowns, with 27 receptions for 680 yards and seven touchdowns... 336 kick return yards as a sophomore... rushed for 578 yards and nine touchdowns as a freshman, with 13 receptions for 180 yards and one touchdown, along with 202 kickoff return yards... team captain for three straight years... also earned four letters in basketball and three in track as sprinter and long jumper.

Personal - - Born 11/23/99... communication studies major... parents are Laverna and Tyrone Tracy, Sr... high school coach was Kyle Enright.

Career Receiving Bests

Receptions: _____ 6, twice, last vs. Illinois, 11/16/19
Yards: _____ 130 at Wisconsin, 11/9/19
Touchdowns: _____ 1, four times, last vs. Nebraska, 11/27/20
Long: _____ 75 at Wisconsin, 11/9/19

Career Rushing Bests

Attempts: _____ 1, eight times, last at Illinois, 12/5/20
Yards: _____ 23 vs. USC, 12/27/19
Touchdowns: _____ 1 vs. USC, 12/27/19
Long: _____ 23 vs. USC, 12/27/19

2018 Game-By-Game Stats

Receiving	No.	Yds.	TD	Lng	Rushing	No.	Yds.	TD	Lng
N. Ill.	DNP				N. Ill.	DNP			
IA State	DNP				IA State	DNP			
N. Iowa	1	22	0	22	N. Iowa	0	0	0	---
Wisconsin	DNP				Wisconsin	DNP			
at Minn.	DNP				at Minn.	DNP			
at Ind.	DNP				at Ind.	DNP			
Maryland	DNP				Maryland	DNP			
at PSU	DNP				at PSU	DNP			
at Purdue	0	0	0	---	at Purdue	0	0	0	---
N'western	0	0	0	---	N'western	1	-1	0	---
at Illinois	DNP				at Illinois	DNP			
Nebraska	DNP				Nebraska	DNP			
Miss. State (n)	0	0	0	---	Miss. State (n)	0	0	0	---
Totals	1	22	0	22	Totals	1	-1	0	---

2019 Game-By-Game Stats

Receiving	No.	Yds.	TD	Lng	Rushing	No.	Yds.	TD	Lng
Miami	1	22	0	22	Miami	0	0	0	---
Rutgers	3	42	1	33	Rutgers	1	9	0	9
at IA State	1	15	0	15	at IA State	0	0	0	---
MTSU	3	85	0	33	MTSU	0	0	0	---
at Mich	4	26	0	15	at Mich	0	0	0	---
Penn State	0	0	0	---	Penn State	0	0	0	---
Purdue	3	28	0	21	Purdue	1	5	0	5
ast N'western	2	88	1	50	at N'western	0	0	0	---
at Wisconsin	5	130	1	75	at Wisconsin	0	0	0	---
Minnesota	6	77	0	27	Minnesota	1	11	0	11
Illinois	6	56	0	22	Illinois	1	0	0	---
at Nebraska	2	20	0	12	at Nebraska	1	-9	0	---
USC (n)	0	0	0	---	USC (n)	1	23	1	23
Totals	36	589	3	75	Totals	6	39	1	23

2020 Game-By-Game Stats

Receiving	No.	Yds.	TD	Lng	Rushing	No.	Yds.	TD	Lng
at Purdue	2	19	0	15	at Purdue	0	0	0	---
N'western	2	33	0	22	N'western	0	0	0	---
Mich. State	4	38	0	24	Mich. State	0	0	0	---
at Minn.	3	36	0	18	at Minn.	0	0	0	---
at Penn St.	2	22	0	12	at Penn St.	1	1	0	1
Nebraska	1	6	1	16	Nebraska	0	0	0	---
at Illinois	0	0	0	---	at Illinois	1	21	0	21
Wisconsin	0	0	0	---	Wisconsin	0	0	0	---
Totals	14	154	1	24	Totals	2	22	0	21

Career Statistics

Receiving	No.	Yds.	Avg.	TD	Lng
Redshirt	1	22	22.0	0	22
Freshman	36	589	16.4	3	75
Sophomore	14	154	11.0	1	24
Career	51	765	15.0	4	75

Rushing	No.	Yds.	Avg.	TD	Lng
Redshirt	1	-1	---	0	---
Freshman	6	39	6.5	1	23
Sophomore	2	22	11.0	0	21
Career	9	60	6.7	1	23



42 - - Zach Twedt (tweet)
Linebacker
6-3, 229, Freshman
Story City, Iowa (Roland-Story HS)

Hawk Item - - Missed majority of senior season as a prep due to injury... enrolled in 2021 spring semester and participated in spring practice.

High school honors -- Named to *Des Moines Register* all-state first-team as a junior while earning district defensive MVP honors... first-team *All-Ames Tribune*

and all-district as a junior... named first-team all-district and *All-Ames Tribune* as a sophomore and freshman... **Career** -- Team captain four straight years... in limited action as a senior, rushed for 103 yards, gained 43 receiving yards and totaled 14 tackles and one interception... recorded 113.5 tackles as a junior, including 80 solo tackles and three tackles for loss... had 13 rushing attempts for 78 yards as a sophomore, with 20 receptions for 208 yards, 18 kickoff returns for 443 yards, and 52 tackles on defense... rushed 113 times for 474 yards and five touchdowns as a junior, with 23 receptions for 263 yards and one touchdown, and 15 kickoff returns for 297 yards... had nine kickoff returns as a freshman for 288 yards and one touchdown... also played baseball and basketball and competed in track as a prep... earned all-conference honors in basketball and was MVP of track team... prep track team won conference title and were state qualifying meet champions as a junior... member of 1,600-meter relay team that qualified for state as a sophomore... member of three relay units that placed in top 10 at state championships as a junior... helped prep baseball team earn district title.

Personal - - Born 8/19/02 in Ames, Iowa... business major... academic all-conference and all-state... father is Seth Twedt... high school coaches were Aaron Stensland and Matt Finn.



91 - - Lukas Van Ness
Defensive Line
6-5, 264, Redshirt Freshman
Barrington, Ill. (Barrington HS)

2021 - - Listed as second team left tackle following spring practice.

2020 - - Redshirted . . . did not see any game action . . . earned Dean's List recognition, spring, 2021.

High School Honors - - Named MSL Conference

Defensive Player of the Year and first-team all-conference as a senior . . . named first-team all-state by Champaign News Gazette . . . first-team all-area as a senior by Daily Herald and Pioneer Press . . . **Career** - - Two-year football letterman, helping prep team advance to state playoffs as a junior and senior . . . team captain as a senior . . . recorded 67 tackles as a senior, with 17 quarterback pressures, eight tackles for loss, five sacks, one forced fumble, and one blocked punt . . . also earned three letters in hockey.

Personal - - Born 7/6/01 . . . business major . . . member of National Honor Society as a prep . . . earned academic all-state recognition . . . parents are Leanna and Jason Van Ness . . . high school coach was Joe Sanchez.



97 - - **Zach VanValkenburg
Defensive Line
6-4, 267, Senior
Zeeland, Mich. (Zeeland West HS)
Hillsdale College

Hawk Item - - Tied for first nationally with four recovered fumbles in 2020 . . . will take advantage of additional year of eligibility and compete in 2021.

2021 Honors - - Named to Lott IMPACT Trophy preseason Watch List . . . preseason first-team All-Big

Ten by Phil Steele . . . preseason second-team All-Big Ten by Athlon Sports . . . **2021** - - Listed as first team right end following spring practice.

2020 Honors - - Second-team All-Big Ten by league coaches and media . . . fourth-team All-Big Ten by Phil Steele . . . Big Ten Conference Defensive Player of the Week in win over Minnesota . . . **2020** - - Started all eight games at defensive end . . . tied for national lead with four fumble recoveries . . . recorded 30 tackles, with 14 solo stops and 16 assists, with 8.5 tackles for loss and 3.5 sacks . . . also had one forced fumble and two QB pressures . . . started at right defensive end in 24-20 loss at Purdue, recording one assisted tackle . . . started at right defensive end in 21-20 loss to Northwestern . . . career-best seven tackles vs. Northwestern, including two solo stops and five assists . . . also recorded one shared tackle for loss, and caused and recovered fumble that led to Iowa's second touchdown . . . started at defensive end in 49-7 win over Michigan State as defense allowed 59 rushing yards and 286 yards total offense . . . three tackles vs. MSU, including two solo stops and one assist, with 1.5 tackles for loss, a shared sack and one QB pressure . . . started at defensive end in 35-7 win at Minnesota . . . five tackles at Minnesota, including four solo stops and one assist . . . career-high three sacks at Minnesota, along with one QB pressure, to earn Big Ten Player of the Week honors . . . started at defensive end in 41-21 win at Penn State as defense allowed just 62 net rushing yards . . . recovered two fumbles in win at PSU . . . four tackles at PSU, including three solo stops and one assist, with 1.5 tackles for loss . . . started at defensive end in 26-20 win over Nebraska . . . two assisted tackles vs. Nebraska, along with recovered fumble to stop Nebraska's final possession in the closing minutes . . . started at defensive end in 35-21 win at Illinois . . . five tackles at Illinois, including three solo stops and two assists, which included two tackles for loss . . . started at defensive end in 28-7 win over #25 Wisconsin . . . three tackles vs. the Badgers, including one solo stop and two assists.

Hawk Item - - Joined Iowa program in summer, 2019, after playing two seasons at Hillsdale College (Div. II) . . . named Defensive Lineman of the Year in Great Midwest Athletic Conference in 2018 . . . recorded 70 tackles as a sophomore, including 14.5 tackles for loss and 8.5 sacks, along with three forced fumbles . . . led the league on sacks and ranked third in tackles for loss in 2018 . . . as a freshman in 2017 recorded 32 tackles, including 4.5 sacks, one forced fumble and one blocked kick . . . redshirted in 2016 after an early season injury . . . recorded 15 tackles before season-ending injury in mid-October . . . season-high seven tackles vs. Wayne State . . . earned team Big Stick Award following performance vs. Wayne State . . . named team defensive Scout Team Player of the Week on Sept. 5.

2019 - - Saw action in 11 games, recording two solo tackles and four assists . . . saw action in 38-14 win over Miami, but had no statistics as defense allowed just 59 net rushing yards . . . saw action in 30-0 win over Rutgers, but had no statistics as defense allowed just 125 yards total offense . . . saw action in 18-17 win at Iowa State, but had no statistics . . . saw action in 48-3 win over Middle Tennessee as defense allowed just 216 yards total offense . . . Iowa career-best three assisted tackles vs. MTSU . . . did not see action in 10-3 loss at #18 Michigan . . . saw action in 17-12 loss to #9 Penn State, recording one assisted tackle . . . saw action in 26-20 win over Purdue, recording one solo tackle as defense allowed just 33 net rushing yards . . . saw action in 20-0 win at Northwestern, recording one solo tackle as defense allowed just 64 net rushing yards and 202 yards total offense . . . saw action in 24-22 loss at #16 Wisconsin, but had no statistics . . . did not see action in 23-19 win over #7 Minnesota . . . saw action in 19-10 win over Illinois, but had no statistics . . . saw action in 27-24 win at Nebraska, but had no statistics . . . saw action in 49-24 Holiday Bowl win over #22 USC, but had no statistics as defense allowed just 22 net rushing yards.

High school honors - - Earned first-team all-state and all-conference honors as a senior . . . named Holland Sentinel Defensive Player of the Year and named to Detroit Free Press Dream Team as a senior . . . earned all-conference honors as a junior . . . **Career** - - Three-year football letterman as linebacker and defensive end . . . member of prep team that won three conference titles and two state championships, posting 39-2 record over three seasons . . . recorded 85 tackles a senior, including 28 tackles for loss and 9.5 sacks . . . team captain as a senior . . . also earned four letters in wrestling, earning all-state honors on the mat, and four-year track letterman.

Personal - - Born 2/17/98 . . . has earned bachelor's degree in History and master's degree in Eastern European Studies . . . named AP Scholar as a prep . . . parents are Rebecca and Dale VanValkenburg . . . high school coach was John Shillito.

Career Bests (at Iowa)

Tackles: _____ 7 vs. Northwestern, 10/31/20
Solos: _____ 4 at Minnesota, 11/13/20
Assists: _____ 5 vs. Northwestern, 10/31/20
Tackle for Loss: _____ 3 at Minnesota, 11/13/20
QB Sack: _____ 3 at Minnesota, 11/13/20
Forced Fumble: _____ 1 vs. Northwestern, 10/31/20
Recovered Fumble: _____ 2 at Penn State, 11/21/20
QB Pressure: _____ 1, twice, last at Minnesota, 11/13/20

Game-By-Game Defensive Stats

2019	Solo-Ast.	2020	Solo-Ast.
Miami	0-0	at Purdue	0-1
Rutgers	0-0	N'western	2-5
at IA State	0-0	Mich. State	2-1
MTSU	0-3	at Minnesota	4-1
at Mich	DNP	at Penn St.	3-1
Penn State	0-1	Nebraska	0-2
Purdue	1-0	at Illinois	3-2
at N'western	1-0	Wisconsin	1-2
at Wisconsin	0-0	Totals	15-15
Minnesota	DNP		
Illinois	0-0		
at Nebraska	0-0		
USC (n)	0-0		
Totals	2-4		

Career Statistics

Defense	Solo	Ast.	Total	T/Loss	Sacks	QBH	FF	RF	BLK
Freshman	20	12	32	4.5/17	4.5/15	0	1	0	1
Sophomore	33	37	70	14.5/75	8.5/63	0	3	0	0
Junior	2	4	6	0/0	0/0	0	0	0	0
Senior	15	15	30	8.5/35	3.5/19	2	1	3	1
Career	70	68	138	27.5/127	16.5/97	2	5	3	2



0 - - Diante Vines (dee-AUHN-tae)
Wide Receiver
6-0, 193, Redshirt Freshman
Danbury, Conn. (The Taft School)

2020 -- Redshirted . . . did not see any game action.

High School Honors -- Earned All-New England and Erickson League first-team honors as a wide receiver and defensive back as a junior at Danbury High School and senior at Taft . . . back-to-back Player of the Week honors as a senior . . . earned all-conference honors as a defensive back as a sophomore . . . **Career** -- Earned eight varsity letters while competing as a prep in football, basketball, and track . . . played wide receiver, quarterback, defensive back as a prep, along with kick returns . . . prep team won Erickson League championship and Todd Marble Bowl as a junior . . . two-year record of 13-4 . . . set school record with 100-yard interception return . . . holds career records at Taft for receiving yards, receptions, and touchdown receptions . . . team captain as a junior . . . had 48 receptions and eight receiving touchdowns as a senior, with three rushing touchdowns, one kickoff return touchdown, and two defensive touchdowns (interception and fumble return) . . . recorded 14 tackles and four interceptions on defense, with two recovered fumbles and one forced fumble . . . had 184 yards on three kickoff returns . . . as a junior recorded 51 receptions for 602 yards and 12 touchdowns at Taft . . . at Danbury as a junior recorded 68 tackles, four interceptions, three forced fumbles, and three recovered fumbles . . . had 58 tackles as a sophomore, with four interceptions, four forced fumbles, and four recovered fumbles.

Personal -- Born 2/5/01 . . . open major . . . earned Academic High Honors two years . . . parents are Joyce Russoti and Marshall Vines . . . high school coach was Tyler Whitley.



75 - - Josh Volk
Offensive Line
6-4, 308, Redshirt Freshman
Cedar Rapids, Iowa (Xavier HS)

2020 -- Redshirted . . . did not see any game action . . . earned Dean's List recognition, spring, 2021.

High School Honors -- Earned Class 3A first-team all-state honors as a junior and senior by Des Moines Register and Iowa Newspaper Association . . . earned first-team all-district and all-metro honors as a senior . . . named Class 3A Elite all-state offensive lineman as a junior . . . first-team all-district and all-metro as a junior . . . named Class 3A first-team all-state by Des Moines Register as a sophomore . . . **Career** -- Three-year football letterman as offensive lineman . . . prep team won state titles as a sophomore and junior and reached state playoffs as a senior . . . four-year record of 43-2 . . . team captain as a senior . . . also lettered in basketball and track.

Personal -- Born 10/11/01 . . . pre-business major . . . member of prep Honor Roll as a junior . . . parents are Carrie and Ed Volk . . . attended same high school as DL Ethan Hurkett, DB Jaxon Rexroth, TE Bryce Schulte, and DB Quinn Schulte . . . high school coach was Duane Schulte.



92 - - ** John Waggoner
Defensive Line
6-5, 266, Junior
Des Moines, Iowa (Dowling HS)

Hawk Item -- Earned Dean's List recognition, fall, 2020, and spring, 2021.

2021 -- Listed as first team left end following spring practice.

2020 Honors -- Academic All-Big Ten for second year . . . Big Ten Distinguished Scholar . . . **2020** -- Saw action in four games, recording three assisted tackles and one QB pressure . . . saw action in 24-20 loss at Purdue, recording one assisted tackle . . . saw action in 21-20 loss to Northwestern, but had no statistics . . . saw action in 49-7 win over Michigan State, recording one assisted tackle as defense allowed 59 rushing yards and 286 yards total offense . . . did not see action in 35-7 win at Minnesota . . . did not see action in 41-21 win at Penn State . . . did not see action in 26-20 win over Nebraska . . . did not see action in 35-21 win at Illinois . . . saw action in 28-7 win over #25 Wisconsin as defense allowed 56 net rushing yards and 225 yards total offense . . . one assisted tackle and one QB pressure vs. the Badgers.

2019 Honors -- Academic All-Big Ten . . . **2019** -- Saw action in 10 games, recording one solo tackle and two assists, including 1.5 tackles for loss and one sack . . . saw action in 38-14 win over Miami, but had no statistics as defense allowed just 59 net rushing yards . . . saw action in 30-0 win over Rutgers, but had no statistics as defense allowed just 125 yards total offense . . . did not see action in 18-17 win at Iowa State . . . saw action in 48-3 win over Middle Tennessee, but had no statistics as defense allowed just 216 yards total offense . . . did not see action in 10-3 loss at #18 Michigan . . . saw action in 17-12 loss to #9 Penn State, but had no statistics . . . saw action in 26-20 win over Purdue as defense allowed just 33 net rushing yards . . . one solo tackle vs. Purdue, which was his first career tackle, first career sack and Iowa's only sack of the game . . . saw action in 20-0 win at Northwestern, but had no statistics as defense allowed just 64 net rushing yards and 202 yards total offense . . . saw action in 24-22 loss at #16 Wisconsin, but had no statistics . . . saw action in 23-19 win over #7 Minnesota, but had no statistics . . . saw action in 19-10 win over Illinois, recording one assisted tackle . . . did not see action in 27-24 win at Nebraska . . . saw action in 49-24 Holiday Bowl win over #22 USC, recording one assisted tackle for loss, as defense allowed just 22 net rushing yards.

2018 -- Redshirted . . . did not see any game action.

High school honors -- Named to *Des Moines Register* Elite Eight all-state team as a senior . . . named first-team all-state by *Des Moines Register* and Iowa Newspaper Association (INA) as a senior . . . named INA first-team all-state team as a junior . . . first-team all-district as a junior and senior . . . **Career** -- Three-year football letterman . . . member of prep team that posted 37-2 record over three years, winning three straight state championships . . . recorded 21.5 tackles as a senior, with 16 solo stops and 5.5 assists, including 11 tackles for loss and 5.5 sacks . . . also had six receptions on offense for 59 yards . . . totaled 27 tackles as a junior, including 23 solo stops and four assists, with 12 tackles for loss, one fumble recovery, and one five-yard interception return for a touchdown . . . recorded 8.5 tackles as a sophomore, with three tackles for loss and one sack . . . team captain as a senior . . . also letter in soccer and basketball, earning second-team all-conference honors in basketball as a junior.

Personal -- Born 10/27/99 . . . leadership and management major . . . member of National Honor Society . . . earned academic recognition four straight years as a prep . . . parents are Julie and Brian Waggoner . . . one of two players from Des Moines on Iowa roster . . . attended same high school as DB Jack Koerner and RB Gavin Williams . . . high school coach was Tom Wilson.

Career Bests

Tackles: _____ 1, five times, last vs. Michigan State, 11/7/20
 Solos: _____ 1 vs. Purdue, 10/19/19
 Assists: _____ 1, four times, last vs. Michigan State, 12/7/20
 Tackle for Loss: _____ 1 vs. Purdue, 10/19/19
 QB Sack: _____ 1 vs. Purdue, 10/19/19

Game-By-Game Defensive Stats

2019	Solo-Ast.	2020	Solo-Ast.
Miami	0-0	at Purdue	0-1
Rutgers	0-0	N'western	0-0
at IA State	DNP	Mich. State	0-1
MTSU	0-0	at Minnesota	ILL
at Mich	DNP	at Penn St.	ILL
Penn State	0-0	Nebraska	ILL
Purdue	1-0	at Illinois	ILL
at N'western	0-0	Wisconsin	0-1
at Wisconsin	0-0	Totals	0-3
Minnesota	0-0		
Illinois	0-1		
at Nebraska	DNP		
USC (n)	0-1		
Totals	1-1		

Career Statistics

Defense	Solo	Ast.	Total	T/Loss	Sacks	In-Yds.	PBU	FF	RF
Freshman	1	2	3	1.5/8	1/7	0-0	0	0	0
Sophomore	0	3	3	0/0	0/0	0-0	0	0	0
Career	1	5	6	1.5/8	1/7	0-0	0	0	0



25 - - Gavin Williams
Running Back
6-0, 211, Redshirt Freshman
Altoona, Iowa (Dowling Catholic HS)

Hawk Item - - Redshirted . . . one of eight true freshmen to see action in 2020, playing in just one contest . . . enrolled for 2020 spring semester . . . earned Dean's List recognition, fall, 2020.

2020 - - Redshirted after seeing action in just one game . . . saw first action of career in 49-7 win over Michigan State as offense rushed for 226 yards and gained 405 yards total offense . . . eight rushing attempts for 28 yards vs. MSU, with a long of seven yards.

High School Honors - - First-team all-state, all-conference, and all-district as a senior . . . second-team all-state as a junior . . . first-team all-district and all-conference as a freshman, sophomore, and junior . . . **Career** - - Four-year football letterman . . . member of state championship team as a senior with 13-1 record . . . prep team reached state semifinals as a junior . . . state playoff participant as a freshman and sophomore . . . rushed for 1,263 yards and 18 touchdowns as a senior . . . rushed for 1,309 yards and 12 touchdowns as a junior . . . had 732 rushing yards and 12 touchdowns as a sophomore, with 421 receiving yards and two touchdowns . . . rushed for 805 yards and seven touchdowns as a freshman, along with 242 receiving yards and one touchdown . . . also lettered three years in track.

Personal - - Born 2/20/02 . . . pre-business major . . . parents are Kori and Byron Williams . . . high school coach was Tom Wilson.

Career Rushing Bests

Attempts: _____ 8 vs. Michigan State, 11/7/20
 Yards: _____ 28 vs. Michigan State, 11/7/20
 Long: _____ 7 vs. Michigan State, 11/7/20

2020 Game-By-Game Stats

Rushing	No.	Yds.	TD	Lng
at Purdue	DNP			
N'western	DNP			
Mich. State	8	28	0	7
at Minn.	DNP			
at Penn St.	DNP			
Nebraska	DNP			
at Illinois	DNP			
Wisconsin	DNP			
Totals	8	28	0	7

Career Statistics

Rushing	No.	Yds.	Avg.	TD	Lng
Freshman	8	28	3.5	0	7



4 - - Leshon Williams
Running Back
5-10, 205, Redshirt Freshman
Chicago, Ill. (Richards HS)

2020 - - Redshirted . . . did not see any game action.

High School Honors - - Earned honorable mention all-state honors as a junior and senior . . . earned all-conference honors as a junior and sophomore . . . **Career** - - Helped prep team post 30-6 record over final three prep seasons, with three straight playoff

appearances . . . advanced to state semifinals as a junior . . . team captain as a junior and senior . . . rushed 121 times for 1,001 yards and 10 touchdowns as a senior . . . had 2,115 rushing yards and 26 rushing touchdowns as a junior . . . rushed 53 times for 450 yards and six touchdowns as a sophomore . . . also lettered in basketball and track.

Personal - - Born 12/26/01 . . . openmajor . . . parents are Tiara Young and Cheri Marion . . . high school coach was Tony Sheehan.



23 - - Xavier Williams
Defensive Back
5-11, 192, Senior
Burlington, Iowa (Notre Dame HS/Northern Iowa)

Hawk Item - - Graduate transfer who joined the program after previously attending Northern Iowa . . . one of two players ever at Northern Iowa to record both a fumble return touchdown and interception return touchdown.

2019 Honors - - Named first-team All-Missouri Valley Conference . . . **2019** - - Started all 15 games, recording 26 solo tackles and 24 assists, with 13 pass break-ups, two fumble recoveries (one returned for a touchdown) and one interception . . . two solo stops and one assist at Iowa State, with one kickoff return for 17 yards and a 53-yard fumble return for a touchdown . . . one solo tackle and one assist vs. Southern Utah . . . one assist vs. Idaho State . . . eight tackles at Weber State, including five solo stops and three assists, along with one punt return for 15 yards . . . two assists vs. Youngstown State . . . three solo stops and two assists at North Dakota State . . . two solo stops and one assist vs. South Dakota . . . six tackles at Missouri State, including two solo stops and four assists . . . also four punt returns for 51 yards . . . two solo tackles and one assist at Illinois State . . . two solo tackles and two assists vs. Indiana State, along with three punt returns for 41 yards . . . three tackles at South Dakota, including two solo stops . . . three solo tackles and one assist vs. Western Illinois . . . two solo tackles vs. San Diego, along with two kickoff returns for 37 yards . . . two assists at South Dakota State . . . two assists vs. James Madison.

2018 Honors - - Named first-team All-Missouri Valley Conference . . . **2018** - - Played in 11 games with 10 starts . . . recorded 42 total tackles, including 29 solo tackles, and four interceptions and one touchdown . . . seven tackles at Montana, including three solo stops and four assists . . . three solo tackles and one assist at Iowa . . . one solo tackle and one assist vs. Hampton . . . two solo stops and one assist at Indiana State . . . six tackles vs. North Dakota State, including three solo stops and three assists . . . also had five kickoff returns for 124 yards vs. NDSU . . . four solo tackles at South Dakota . . . three solo tackles and one assist vs. South Dakota State, along with an interception return for a touchdown . . . one solo tackle and one assist at Western Illinois . . . seven tackles vs. Illinois State, including six solo stops and one assist . . . three solo tackles at Youngstown State, along with three kickoff returns for 93 yards.

2017 Honors - - Named Freshman All-America by HERO (first team) and Phil Steele (second) . . . **2017** - - Played in all 13 games, starting eight times at cornerback . . . collected 30 tackles, including 25 solo stops and five assists . . . also recorded four interceptions and eight pass break ups to rank second on the team in both categories . . . one solo tackle and one assist at Iowa State . . . one solo tackle vs. Cal Poly . . . three solo tackles at Southern Utah . . . three solo stops at South Dakota State . . . three solo tackles and one assist vs. Youngstown State . . . two solo tackles at North Dakota State, along with four kickoff returns for 99 yards . . . two kickoff returns for 36 yards vs. Western Illinois . . . recorded career-high six solo total tackles vs. South Dakota, with three kickoff returns for 72 yards . . . one solo tackle and two assists vs. Indiana State . . . two solo tackles vs. Monmouth . . . four tackles at South Dakota State, including three solo stops and one assist, along with five kickoff returns for 109 yards . . . recorded an interception against South Dakota (11/4), Missouri State (11/11), Indiana State (11/18) and Monmouth (11/25) to mark the first freshman to earn four-straight games with an interception.

2016 - - Redshirted.

High School - - Named first-team all-state as a senior by Iowa Newspaper Association and Des Moines Register . . . earned first-team all-district honors three straight seasons . . . two-time district MVP as wide receiver . . . earned second-team all-state honors as a junior . . . **Career** - - Played both defensive back and wide receiver . . . holds school record for career all-purpose yards, receiving yards and receiving touchdowns . . . had 1,847 receiving yards and 16 touchdowns as a senior, while also rushing for 799 yards and 10 touchdowns . . . also lettered in track and field, helping his team claim state championship in 2015 . . . state champion in the 400-meter relay, while placing second in the long jump and third in the high jump . . . four-time state champion in 2016, winning the high jump, long jump, 400-meter relay and 800-meter relay . . . 2016 Drake Relays high jump champion.

Personal - - Born 6/9/98 . . . exercise science major . . . mother is Aimee Hingst . . . high school coach was Nick Breuer.

Career Defensive Bests

Tackles: _____ 8 at Weber State, 9/28/19
Solos: _____ 6 vs. South Dakota, 11/4/17
Assists: _____ 4, twice, last at Missouri State, 10/26/19
Tackles for Loss: _____ 1 at South Dakota, 10/13/18
Interceptions: _____ 1, eight times, last at James Madison, 12/13/19
Touchdowns: _____ 1 vs. South Dakota State, 10/20/18
Long: _____ 61, at Youngstown State, 11/10/18
Recovered Fumble: _____ 1, twice, last at Illinois State, 11/2/19
Touchdowns: _____ 1 at Iowa State, 8/31/19
Long: _____ 53 at Iowa State, 8/31/19
Pass Break-Ups: _____ 4 vs. Idaho State, 9/21/19

Career Kickoff Return Bests

Number: _____ 5, twice, last at North Dakota State, 10/6/18
Yards: _____ 124 at North Dakota State, 10/6/18
Long: _____ 55 at Youngstown State, 11/10/18

Career Punt Return Bests

Number: _____ 4, twice, last at Missouri State, 10/26/19
Yards: _____ 51 at Missouri State, 10/26/19
Long: _____ 28 vs. Indiana State, 11/9/20

All-Purpose Yards

Total Yards: _____ 154 at Youngstown State, 11/10/18

Game-by-Game Defensive Stats

2017	Solo-Ast.	2018	Solo-Ast.	2019	Solo-Ast.
at IA State	1-1	at Montana	3-4	at IA State	2-1
Cal Poly	1-0	at Iowa	3-1	Southern Utah	1-1
at So. Utah	3-0	Hampton	1-1	Idaho State	0-1
at So. Ill.	0-0	at Indiana St.	2-1	at Weber St.	5-3
W. Illinois	0-0	N. Dakota St.	3-3	Young. St.	0-2
at S. Dakota St.	3-0	at S. Dakota	4-0	at N. Dakota St.	3-2
Young. St.	3-1	S. Dakota St.	3-1	South Dakota	2-1
at N. D. State	2-0	at W. Illinois	1-1	at MO State	2-4
South Dakota	6-0	Illinois St.	6-1	at Ill. State	2-1
at MO State	0-0	at Young. St.	3-0	Indiana St.	2-2
Indiana St.	1-2	MO State	0-0	at S. Dakota	2-1
Monmouth	2-0	Lamar	0-0	W. Illinois	3-1
at S. Dakota St.	3-1	at UC-Davis	0-0	San Diego	2-0
Totals	25-5	Totals	29-13	at S. Dakota St.	0-2
				at J. Madison	0-2
				Totals	26-24

Kickoff Returns

2017	No.	Yds.	TD	Lng
at IA State	0	0	0	---
Cal Poly	0	0	0	---
at So. Utah	0	0	0	---
at So. Ill.	0	0	0	---
W. Illinois	2	36	0	18
at S. D. State	0	0	0	---
Young. St.	0	0	0	---
at N. D. State	4	99	0	33
South Dakota	3	72	0	27
at MO State	1	21	0	21
Indiana St.	1	26	0	26
Monmouth	1	51	0	51
at S. D. State	5	109	0	39
Totals	17	414	0	51

Kickoff Returns

2018	No.	Yds.	TD	Lng
at Montana	1	18	0	---
at Iowa	1	16	0	---
Hampton	1	16	0	---
at Indiana St.	1	25	0	---
N. Dakota St.	5	124	0	40
at S. Dakota	3	81	0	33
S. Dakota St.	0	0	0	---
at W. Illinois	1	27	0	---
Illinois St.	0	0	0	---
at Young. St.	3	93	0	55
MO State	0	0	0	---
Lamar	0	0	0	---
at UC-Davis	0	0	0	---
Totals	16	400	0	55

Kickoff Returns

2019	No.	Yds.	TD	Lng
at IA State	1	17	0	17
South. Utah	0	0	0	---
Idaho State	0	0	0	---
at Weber St.	0	0	0	---
Young. St.	0	0	0	---
at N. D. State	0	0	0	---
South Dakota	0	0	0	---
at MO State	0	0	0	---
at Ill. State	0	0	0	---
Indiana St.	0	0	0	---
at S. D. State	0	0	0	---
W. Illinois	0	0	0	---
San Diego	2	37	0	26
at S. D. State	1	11	0	11
at J. Madison	1	17	0	17
Totals	5	82	0	26

Career Defensive Statistics

Year	Solo	Ast.	Total	T/Loss	Sacks	Int-Yds.-TD	PBU	FR	FF
2017	25	5	30	0/0	0/0	4-71-0	12	0-0	0-0
2018	29	13	42	1/2	0/0	4-113-1	7	0-0	0-0
2019	26	24	50	.5/1	0/0	1-4-0	14	2-55-1	0-0
Career	80	42	122	1.5/3	0/0	9-188-1	33	2-55-1	0-0

Career Punt Returns

Year	No.	Yds.	Avg.	TD	Lng
2017	0	0	---	0	---
2018	7	20	2.9	0	12
2019	20	116	5.8	0	28
Career	27	136	5.0	0	28

Career Kickoff Returns

Year	No.	Yds.	Avg.	TD	Lng
2017	17	414	24.4	0	51
2018	16	400	25.0	0	55
2019	5	82	16.4	0	26
Career	38	896	23.6	0	55

All-Purpose	PT Ret.	KO Ret.	Int. Ret.	Total	TD
Freshman	0-0	17-414	4-71	21-485	0
Sophomore	7-20	16-400	4-113	27-533	1
Junior	20-116	5-82	1-4	26-202	1
Career	27-136	38-896	9-188	74-1,220	2



87 -- Elijah Yelverton (YELL-ver-ton)
Tight End
6-5, 248, Redshirt Freshman
Royse City, Texas (Trinity Christian HS)

Hawk Item -- Enrolled for 2020 spring semester . . . earned Dean's List recognition spring, 2020.

2020 -- Redshirted . . . did not see any game action.

High School Honors -- Earned All-America recognition as a senior . . . earned first-team all-district honors as a sophomore and senior . . . **Career** -- Three-year letterman as a tight end . . . led prep team to state title as a junior (Bishop Dunne High School) and senior (Trinity Christian) . . . two-year team record of 24-4 . . . team captain as a senior . . . collected 62 receptions for 595 yards and nine touchdowns as a senior, along with six rushing attempts for 45 yards and one touchdown.

Personal -- Born 2/7/02 . . . enterprise leadership major . . . parents are Chandra and Ben Yelverton . . . high school coach was Andre Hart.

Game-By-Game Results

Date	Opponent	W/L	Score	B1G Record	Time	Attendance
Oct. 24	*at Purdue	L	20-24	0-1	3:21	900
Oct. 31	* Northwestern	L	20-21	0-2	3:16	1,432
Nov. 7	* Michigan State	W	49-7	1-2	3:20	1,441
Nov. 13	* at Minnesota	W	35-7	2-2	3:14	771
Nov. 21	* at Penn State	W	41-21	3-2	3:26	1,500
Nov. 27	* Nebraska	W	26-20	4-2	3:16	1,469
Dec. 5	* at Illinois	W	35-21	5-2	3:19	875
Dec. 12	* #25 Wisconsin	W	28-7	6-2	3:16	1,445
Dec. 19	* Michigan	Canceled				
Dec. 30	! vs. Missouri	Canceled				

* - Big Ten Conference game; ! - TransPerfect Music City Bowl - Nashville, Tennessee

Overall Record: 6-2	Home Record: 3-1	Overall Attendance/Average: 9,883/1,229
Big Ten Record: 6-2	Away Record: 3-1	Home Attendance/Average: 5,787/1,447
		Away Attendance/Average: 4,096/1,024

Score by Quarters	1st	2nd	3rd	4th	OT	Total
Iowa	54	88	44	68	0	254
Opponents	21	41	42	24	0	128

SCORING	TD	FGs	(PATs)					Saf	Pts
			Kick	Rush	Rcv	Pass	DXP		
Duncan	-	14-18	26-26	-	-	-	-	-	68
Goodson	7	-	-	1-1	1	-	-	-	46
Sargent	7	-	-	-	-	-	-	-	42
Smith-Marsette	5	-	-	-	-	-	-	-	30
Smith	2	-	-	-	1	-	-	-	14
Petras	2	-	-	-	-	2-2	-	-	12
Beyer	1	-	-	-	-	-	-	-	6
Nixon	1	-	-	-	-	-	-	-	6
LaPorta	1	-	-	-	-	-	-	-	6
Tracy	1	-	-	-	-	-	-	-	6
Ragaini	1	-	-	-	-	-	-	-	6
Jones	1	-	-	-	-	-	-	-	6
Moss	1	-	-	-	-	-	-	-	6
Shudak	-	0-1	-	-	-	-	-	-	0
Team	-	-	0-1	-	-	-	-	-	0
Total	30	14-19	26-27	1-1	2	2-2	-	-	254
Opponents	17	3-6	15-16	0-0	1	1-1	-	-	128

FG SEQUENCE	IOWA	OPPONENTS
at Purdue	(27), (33)	(29)
Northwestern	(22), (47), 52	-
Michigan State	37	48
at Minnesota	50	39
at Penn State	(40), 50, (24)	0
Nebraska	(32), (33), (48), (37) 51	(31), (39)
at Illinois	(40), (27)	-
Wisconsin	(30), (45)	47

Numbers in parenthesis indicate FG was made

PUNTING	No.	Yds	Avg	Long	TB	FC	I20	50+	Blk
Taylor	40	1765	44.1	61	1	20	18	9	0
Total	40	1765	44.1	61	1	20	18	9	0
Opponents	53	2186	41.2	60	1	10	15	6	0

FIELD GOALS	FG-Att	Pct	01-19	20-29	30-39	40-49	50+	Lg	Blk
Duncan	14-18	77.8	0-0	4-4	5-6	5-5	0-3	48	0
Shudak	0-1	0.0	0-0	0-0	0-0	0-0	0-1	0	0
Total	14-19	73.7	0-0	4-4	5-6	5-5	0-4	48	0
Opponents	3-6	50.0	0-0	1-1	2-3	0-2	0-0	39	1

TEAM STATISTICS (ALL GAMES/B1G GAMES)	Iowa	Opp.
SCORING	254	128
Points Per Game	31.8	16.0
Points Off Turnovers	76	30
Touchdowns	30	17
Field Goals-Attempts	14-19	3-6
PATs-Attempts	29-30	16-17

FIRST DOWNS	159	141
Rushing	68	58
Passing	82	78
Penalty	9	5

RUSHING

Net yards Rushing	1368	861
Yards gained rushing	1537	1124
Yards lost rushing	169	263
Rushing Attempts	296	303
Average Per Rush	4.6	2.8
Average Per Game	171.0	107.6
TDs Rushing	18	8

PASSING

Passing Yards	1581	1649
Comp-Att-Int	141-248-5	159-275-11
Average Per Pass	6.4	6.0
Average Per Catch	11.2	10.4
Average Per Game	197.6	206.1
TDs Passing	9	9

TOTAL OFFENSE

Total Plays-Yards	544-2949	578-2510
Average Per Play	5.4	4.3
Average Per Game	368.6	313.8

PUNTING

Number-Yards	40-1765	53-2186
Average Per Punt	44.1	41.2
Net Punt Average	42.8	36.7

MISCELLANEOUS

Kickoff Returns: #-Yards	12-216	15-236
Kickoff Return Average	18.0	15.7
Punt Returns: #-Yards	23-223	6-31
Punt Returns Average	9.7	5.2
Int. Returns: #-Yards	11-233	5-27
Int. Return Average	21.2	5.4
Fumbles-Lost	11-4	13-7
Penalties-Yards	38-317	39-331
Average Per Game	39.6	41.4
Time of Possession/Game	29:20	30:40
3rd-Down Conversions (%)	36/107 (34%)	54/134 (40%)
4th-Down Conversions (%)	6/9 (67%)	8/16 (50%)
Sacks By-Yards	22-153	11-74
Misc. Yards	0	0

RUSHING	G	Att	Gain	Loss	Net	Avg	TD	Long	Avg/G
Goodson	8	143	812	50	762	5.3	7	80	95.2
Sargent	8	76	441	9	432	5.7	7	36	54.0
Kelly-Martin	7	13	56	2	54	4.2	0	14	7.7
Smith-Marsette	7	7	62	8	54	7.7	1	31	7.7
Jones, C.	8	2	38	0	38	19.0	0	27	4.8
Williams, G.	1	8	28	0	28	3.5	0	7	28.0
Tracy	8	2	22	0	22	11.0	0	21	2.8
Padilla	2	2	7	0	7	3.5	0	6	3.5
Ragaini	8	1	1	0	1	1.0	1	1	0.1
Pottebaum	8	1	0	0	0	0.0	0	0	0.0
Petras	8	32	70	74	-4	-0.1	2	10	-0.5
Team	8	9	0	26	-26	-2.9	0	0	-5.2
Total	8	296	1537	169	1368	4.6	18	80	171.0
Opponents	8	303	1124	263	861	2.8	8	33	107.6

PASSING	G	Effic.	Cmp-Att-Int	Pct.	Yds.	TD	Lng	Avg/G
Petras	8	119.98	140-245-5	57.1	1569	9	53	196.1
Padilla	2	100.40	1-2-0	50.0	12	0	12	6.0
Team	8	0.00	0-1-0	0.0	0	0	0	0.0
Total	8	118.35	141-248-5	56.9	1581	9	53	197.6
Opponents	8	110.99	159-275-11	57.8	1649	9	68	206.1

ALL PURPOSE	G	Rush	Rec	PR	KOR	IR	Tot	Avg/G
Goodson	8	762	152	0	0	0	914	114.2
Smith-Marsette	7	54	345	0	176	0	575	82.1
Sargent	8	432	6	0	0	0	438	54.8
LaPorta	8	0	271	0	0	0	271	33.9
Jones, C.	8	38	0	221	0	0	259	32.4
Smith	8	0	231	0	0	0	231	28.9
Ragaini	8	1	191	2	0	0	194	24.2
Tracy	8	22	154	0	0	0	176	22.0
Beyer	8	0	158	0	0	0	158	19.8
Kelly-Martin	7	54	22	0	40	0	116	16.6
Moss	8	0	0	0	0	111	111	13.9
Nixon	8	0	0	0	0	71	71	8.9
Pottebaum	8	0	39	0	0	0	39	4.9
Wade	8	0	0	0	0	28	28	3.5
Williams, G.	1	28	0	0	0	0	28	28.0
Koerner	8	0	0	0	0	24	24	3.0
Kritta	1	0	12	0	0	0	12	12.0
Padilla	2	7	0	0	0	0	7	3.5
Golston	8	0	0	0	0	-1	-1	-0.1
Petras	8	-4	0	0	0	0	-4	-0.5
Team	8	-26	0	0	0	0	-26	-5.2
Total	8	1368	1581	223	216	233	3621	452.6
Opponents	8	861	1649	31	236	27	2804	350.5

TOTAL OFFENSE	G	Plays	Rush	Pass	Total	Avg/G
Petras	8	277	-4	1569	1565	195.6
Goodson	8	143	762	0	762	95.2
Sargent	8	76	432	0	432	54.0
Smith-Marsette	7	7	54	0	54	7.7
Kelly-Martin	7	13	54	0	4	7.7
Jones, C.	8	2	38	0	38	4.8
Williams, G.	1	8	28	0	28	28.0
Tracy	8	2	22	0	22	2.8
Padilla	2	4	7	12	19	9.5
Ragaini	8	1	1	0	1	0.1
Team	8	10	-26	0	-26	-5.2
Total	8	544	1368	1581	2949	368.6
Opponents	8	578	861	1649	2510	313.8

RECEIVING	G	No.	Yds	Avg	TD	Long	Avg/G
LaPorta	8	27	271	10.0	1	24	33.9
Smith-Marsette	7	25	345	13.8	4	53	49.3
Smith	8	23	231	10.0	2	19	28.9
Ragaini	8	18	191	10.6	0	28	23.9
Goodson	8	15	152	10.1	0	40	19.0
Tracy	8	14	154	11.0	1	24	19.2
Beyer	8	11	158	14.4	1	28	19.8
Pottebaum	8	3	39	13.0	0	20	4.9
Kelly-Martin	7	3	22	7.3	0	17	3.1
Kritta	1	1	12	12.0	0	12	12.0
Sargent	8	1	6	6.0	0	6	.08
Total	8	141	1581	11.2	9	53	197.6
Opponents	8	159	1649	10.4	9	68	206.1

INTERCEPTIONS	No.	Yds	Avg	TD	Long
Koerner	3	24	8.0	0	19
Wade	2	28	14.0	0	16
Moss	2	111	55.5	1	57
Nixon	1	71	71.0	1	71
Golston	1	-1	-1.0	0	0
Campbell	1	0	0.0	0	0
Hankins	1	0	0.0	0	0
Total	11	233	21.2	2	71
Opponents	5	27	5.4	0	18

PUNT RETURNS	No.	Yds	Avg	TD	Long
Jones, C.	21	221	10.5	1	54
Ragaini	2	2	1.0	0	2
Total	23	223	9.7	1	54
Opponents	6	31	5.2	0	17

FUMBLE RETURNS	No.	Yds	Avg	TD	Lng
Total	0	0	0.0	0	0
Opponents	1	2	2.0	0	2

KICK RETURNS	No.	Yds	Avg	TD	Lng
Smith-Marsette	8	176	22.0	0	33
Kelly-Martin	2	40	20.0	0	23
LaPorta	2	0	0.0	0	0
Total	12	216	18.0	0	33
Opponents	15	236	15.7	0	24

DEFENSIVE STATISTICS

Player	GP	Tackles			Total	For Loss	Sacks			Pass Def		Fumbles		Blkd	
		UT	AT				No-Yards	Int-Yds	BrUp	QBH	Rcv-Yds	FF	Kick	Saf	
Niemann	8	37	40	77	2.5-4	1-0	.	.	
Benson	8	26	21	47	3.0-21	2.0-20	.	.	.	3	
Golston	8	24	21	45	8.5-58	5.5-47	1--1	1	3	.	.	1	.	.	
Nixon	8	22	23	45	13.5-56	5.5-31	1-71	1	1	.	.	1	.	.	
Koerner	8	26	19	45	2.0-4	.	3-24	2	1	.	.	.	1	.	
Moss	8	33	10	43	0.5-2	.	2-111	4	
Hankins	8	28	13	41	.	.	1-0	5	
Belton	8	19	14	33	1.5-7	1.0-6	.	5	.	.	.	1	.	.	
VanValkenburg	8	14	16	30	8.5-35	3.5-19	.	.	2	4-0	1	.	.	.	
Campbell	5	21	8	29	4.5-21	1.0-8	1-0	3	.	.	.	1	.	.	
Merriweather	8	13	10	23	.	.	.	1	
Heflin	8	13	8	21	3.5-9	1.0-5	.	.	1	
Wade	8	8	4	12	1.0-9	1.0-9	2-28	
Shannon	8	6	5	11	0.5-5	0.5-5	.	1	
Roberts	8	6	3	9	2-0	.	.	
Evans, J.	8	3	4	7	2.0-8	1.0-3	.	1	4	
Kelly-Martin	7	3	2	5	
Jacobs	5	2	2	4	
Brents	7	1	3	4	.	.	.	1	
Bracy	8	3	1	4	.	.	.	1	
Timm	8	3	1	4	
Anderson	8	2	1	3	
Black	4	1	2	3	0.5-1	
Linderbaum	8	3	.	3	
Waggoner	4	.	3	3	1	
Schulte, Q.	3	3	.	3	
Higgins	5	2	.	2	
Fisher	7	2	.	2	
Lee	2	1	.	1	
Jacobus	7	.	1	1	
Byrd	1	.	1	1	
Pottebaum	8	1	.	1	
Spiewak	8	1	.	1	
Klemp	4	1	.	1	
Sargent	8	1	.	1	
LaPorta	8	1	.	1	
Total	8	330	236	566	52-240	22-153	11-233	26	16	7-0	5	1	.	.	
Opponents	8	327	186	513	41-146	11-74	5-27	19	6	4-2	6	.	.	.	

INDIVIDUAL

Points _____	16 _____	Keith Duncan vs. Nebraska, 11/27/20
Rushing Attempts _____	30 _____	Tyler Goodson vs. Nebraska, 11/27/20
Yards Rushing _____	142 _____	Tyler Goodson at Minnesota, 11/13/20
Pass Attempts _____	50 _____	Spencer Petras (26 comp.) vs. Northwestern, 10/31/20
Pass Completions _____	26 (50 att.) _____	Spencer Petras vs. Northwestern, 10/31/20
Yards Passing _____	265 (22-of-39) _____	Spencer Petras at Purdue, 10/24/20
Receptions _____	7 _____	2X, last Ihmir Smith-Marsette vs. Wisconsin, 12/12/20
Yards Receiving _____	140 _____	Ihmir Smith-Marsette vs. Wisconsin, 12/12/20
Yards Total Offense _____	265 _____	Spencer Petras at Purdue, 10/24/20
All-Purpose Yards _____	167 _____	Ihmir Smith-Marsette vs. Wisconsin, 12/12/20
Yards Punt Returns _____	105 _____	Charlie Jones vs. Michigan State, 11/7/20
Yards Kickoff Returns _____	65 _____	Ihmir Smith-Marsette at Purdue, 10/24/20
Field Goals Made _____	4 _____	Keith Duncan vs. Nebraska, 11/27/20
Extra Points _____	7 _____	Keith Duncan vs. Michigan State, 11/7/20
Interceptions _____	1 _____	11X, last Jack Campbell vs. Wisconsin, 12/12/20
Tackles _____	17 _____	Nick Niemann at Penn State, 11/21/20
Sacks _____	3.0 _____	Zach VanValkenburg at Minnesota, 11/13/20
TFL's _____	3.0 _____	3X, last Daviyon Nixon vs. Nebraska, 11/27/20

TEAM OFFENSE (IOWA HIGHS)

Points _____	49 _____	vs. Michigan State, 11/7/20
Rushing Attempts _____	46 _____	at Penn State, 11/21/20
Net Yards Rushing _____	235 _____	at Minnesota, 11/13/20
Pass Attempts _____	51 (26 comp.) _____	vs. Northwestern, 10/31/20
Pass Completions _____	26 (51 att.) _____	vs. Northwestern, 10/31/20
Yards Passing _____	265 (22-of-39) _____	at Purdue, 10/24/20
Yards Total Offense _____	460 _____	at Purdue, 10/24/20
Total Plays _____	75 _____	2X, last vs. Nebraska, 11/27/20
First Downs _____	24 _____	at Penn State, 11/21/20

TEAM DEFENSE (OPPONENTS LOWS)

Points _____	7 _____	3X, last vs. Wisconsin, 12/12/20
Rushing Attempts _____	27 _____	at Purdue, 10/24/20
Net Yards Rushing _____	56 _____	vs. Wisconsin, 12/12/20
Pass Attempts _____	18 (11 comp.) _____	vs. Northwestern, 10/31/20
Pass Completions _____	11 (18 comp.) _____	vs. Northwestern, 10/31/20
Yards Passing _____	130 (11-of-18) _____	vs. Northwestern, 10/31/20
Yards Total Offense _____	225 _____	vs. Wisconsin, 12/12/20
Total Plays _____	70 _____	vs. Michigan State, 11/7/20
First Downs _____	10 _____	vs. Michigan State, 11/7/20

LONGEST PLAYS

Run _____	80 _____	Tyler Goodson vs. Wisconsin, 12/12/20
Reception _____	53 _____	Ihmir Smith-Marsette vs. Wisconsin, 12/12/20
Field Goal _____	47 _____	Keith Duncan vs. Northwestern, 10/31/20
Interception Return _____	71 (TD) _____	Daviyon Nixon at Penn State, 11/21/20
Punt Return _____	54 (TD) _____	Charlie Jones vs. Michigan State, 11/7/20
Kickoff Return _____	33 _____	Ihmir Smith-Marsette vs. Northwestern, 10/31/20
Scoring drive _____	88 (10-5:35) _____	at Illinois, 12/5/20
Non-scoring drive _____	59 (7 plays, 2:35) _____	at Purdue, 10/24/20

OFFENSE

Opponent	WR	TE/WR	LT	LG	C	RG	RT	QB	RB	FB/TE/WR	WR/TE
at Purdue	Smith	LaPorta	Jackson	Schott	Linderbaum	Banwart	Cronk	Petras	Goodson	Beyer	Smith-Marsette
Northwestern	Smith	LaPorta	Jackson	Schott	Linderbaum	Banwart	Cronk	Petras	Goodson	Ragaini	Smith-Marsette
Michigan State	Smith	LaPorta	Jackson	Ince	Linderbaum	Banwart	Kallenberger	Petras	Goodson	Ragaini	Tracy, Jr.
at Minnesota	Smith	Beyer	Jackson	Ince	Linderbaum	Banwart	Kallenberger	Petras	Goodson	Pottebaum	Tracy, Jr.
at Penn State	Smith	LaPorta	Jackson	Ince	Linderbaum	Banwart	Kallenberger	Petras	Goodson	Beyer	Smith-Marsette
Nebraska	Smith	LaPorta	Jackson	Ince	Linderbaum	Banwart	Plumb	Petras	Goodson	Beyer	Smith-Marsette
at Illinois	Smith	Beyer	Jackson	Ince	Linderbaum	Banwart	Plumb	Petras	Goodson	Pottebaum	Tracy, Jr.
Wisconsin	Smith	Beyer	Jackson	Ince	Linderbaum	Banwart	Kallenberger	Petras	Sargent	Pottebaum	Tracy, Jr.
Consec. Starts	8	5	17	6	21	8	1	8	1	2	2
Career Starts	27	14	42	6	21	17	9	8	13	3	12

* Cronk made 40 career starts at Indiana

DEFENSE

Opponent	RE	DT	DT	LE	WLB	MLB	LEO/CASH	CB	CB	SS	FS/LB
at Purdue	VanValkenburg	Nixon	Heflin	Golston	Jacobs	Niemann	Wade	Hankins	Moss	Belton	Koerner
Northwestern	VanValkenburg	Nixon	Heflin	Golston	Niemann	Benson	Belton	Hankins	Moss	Merriweather	Koerner
Michigan State	VanValkenburg	Nixon	Heflin	Golston	Niemann	Benson	Belton	Hankins	Moss	Merriweather	Koerner
at Minnesota	VanValkenburg	Nixon	Heflin	Golston	Niemann	Benson	Wade	Hankins	Moss	Belton	Koerner
at Penn State	VanValkenburg	Nixon	Heflin	Golston	Niemann	Benson	Belton	Hankins	Moss	Merriweather	Koerner
Nebraska	VanValkenburg	Nixon	Shannon	Golston	Niemann	Benson	Belton	Hankins	Moss	Merriweather	Koerner
at Illinois	VanValkenburg	Nixon	Heflin	Golston	Niemann	Benson	Belton	Hankins	Moss	Merriweather	Koerner
Wisconsin	VanValkenburg	Nixon	Heflin	Golston	Niemann	Benson	Wade	Hankins	Moss	Belton	Koerner
Consec. Starts	8	8	2	21	8	7	1	16	8	9	12
Career Starts	8	9	36	21	21	7	4	27	15	12	19

* Heflin made 29 career starts at Northern Illinois

OFFENSE CAREER STARTS
Quarterback

Spencer Petras (8)

Wide Receiver

Tyrone Tracy, Jr. (12)

Nico Ragaini (4)

Brandon Smith (27)

Ihmir Smith-Marsette (20)

Running Back

Tyler Goodson (11)

Ivory Kelly-Martin (6)

Mekhi Sargent (13)

Fullback

Monte Pottebaum (3)

Tight End

Shaun Beyer (14)

Sam LaPorta (7)

Offensive Line

Cole Banwart (17)

Coy Cronk (42)

Cody Ince (6)

Alaric Jackson (42)

Mark Kallenberger (9)

Tyler Linderbaum (21)

Jack Plumb (2)

Kyler Schott (9)

DEFENSE CAREER STARTS
Defensive End

Chauncey Golston (21)

Zach VanValkenburg (8)

Defensive Line

Jack Heflin (36)

Daviyon Nixon (9)

Austin Schulte (2)

Noah Shannon (1)

Linebacker

Dane Belton (9)

Seth Benson (7)

Jack Campbell (1)

Jestin Jacobs (1)

Nick Niemann (21)

Barrington Wade (4)

Defensive Back

Dane Belton (3)

Julius Brents (5)

Matt Hankins (27)

Jack Koerner (19)

Kaevon Merriweather (6)

Riley Moss (15)

2020 GAME-BY-GAME TEAM STATISTICS

Game	Score	First Downs	Rushing Att-Net	Pass. Yards	Passing Com.-Att.-Int	Total Offense	Punts-Avg.	Fum.-Lost	Pen. Yds.
Iowa at Purdue	20 24	19 24	36-195 27-104	265 282	22-39-0 31-50-2	460 386	6-44.2 6-47.5	3-2 0-0	10-100 3-21
Northwestern at Iowa	21 20	18 20	60-143 23-77	130 216	11-18-1 26-51-3	273 293	6-41.7 4-49.0	3-2 0-0	6-45 3-20
Michigan State at Iowa	7 49	10 19	32-59 41-226	227 179	17-38-3 16-29-0	286 405	10-40.5 7-45.9	1-0 1-0	8-55 6-35
Iowa at Minnesota	35 7	20 19	35-235 40-145	111 167	9-18-1 16-33-2	346 312	3-44.3 6-36.8	0-0 0-0	2-25 8-85
Iowa at Penn State	41 21	24 19	46-175 35-62	186 280	18-28-0 26-38-2	361 342	5-44.4 4-45.2	2-1 3-2	6-45 2-15
Nebraska at Iowa	20 26	20 22	38-143 45-129	195 193	21-25-0 18-30-1	338 322	5-37.0 2-40.5	4-2 2-0	4-40 2-20
Iowa at Illinois	35 21	22 20	38-204 38-149	220 199	18-28-0 17-35-0	424 348	5-42.0 7-38.0	1-0 0-0	3-22 3-30
Wisconsin at Iowa	7 28	11 13	33-56 32-127	169 211	20-38-1 14-25-0	225 338	9-43.7 8-42.1	2-1 2-1	5-40 6-50

2020 GAME-BY-GAME RED ZONE STATISTICS

	Times In 20	Times Scored	Total Pts	TDs	Rush TDs	Pass TDs	FGs Made	----- Failed to Score inside 20 -----					
								FGA	Downs	Int	Fum	Half	Game
Iowa at Purdue	4 5	2 4	0 24	2 3	2 0	0 3	2 1	0 0	0 0	0 1	1 0	0 0	0 0
at Iowa Northwestern	3 3	3 3	17 21	2 3	1 3	1 0	1 0	0 0	0 0	0 0	0 0	0 0	0 0
at Iowa Michigan State	7 1	5 1	35 7	5 1	4 1	1 0	0 0	1 0	0 0	0 0	0 0	1 0	0 0
Iowa at Minnesota	5 3	5 1	35 7	5 1	4 0	1 1	0 0	0 1	0 0	0 1	0 0	0 0	0 0
Iowa at Penn State	5 1	5 1	31 7	4 1	4 1	0 0	1 0	0 0	0 0	0 0	0 0	0 0	0 0
at Iowa Nebraska	5 4	5 4	23 20	2 2	1 2	1 0	3 2	0 0	0 0	0 0	0 0	0 0	0 0
Iowa at Illinois	4 2	4 1	25 7	3 1	1 0	2 1	1 0	0 0	0 1	0 0	0 0	0 0	0 0
at Iowa Wisconsin	2 3	2 1	11 7	1 1	0 1	1 0	1 0	0 0	0 1	0 1	0 0	0 0	0 0
Iowa Totals	36	33	197	24	17	7	9	1	0	0	1	1	0
Opponent Totals	22	16	100	13	8	5	3	1	2	3	0	0	0

Iowa Percentage: 91.7% (33 of 36)

Opponent Percentage: 72.7% (16 of 22)

IOWA IN FINAL BIG TEN AND NCAA RANKINGS
TEAM RANKINGS

Category	Stat	B1G	NCAA
Net Punting	42.9	1	4
Red Zone Offense	0.917	1	10
Defensive TDs	2	2	21
Fewest Penalty Yards/Game	39.6	2	14
Kickoff Return Defense	15.7	2	5
Scoring Defense	16.0	2	6
Scoring Offense	31.8	2	40
Team Passing Efficiency Defense	110.99	2	7
Total Defense	313.8	2	8
Turnover Margin Avg.	1.1	2	6
4th Down Conversion %	0.667	3	20
Fewest Penalty Yards	317	3	23
Passes Intercepted	11	3	23
Rushing Defense	107.6	3	10
Sacks Allowed/Game	1.4	3	21
Tackles for Loss Allowed/Game	5.1	3	33
Team Sacks Per Game	2.8	3	31
Fewest Penalties/Game	4.8	4	19
First Downs Allowed	141	4	34
Fumbles Recovered	7	4	34
Passes Had Intercepted	5	4	32
Punt Return Avg.	9.7	4	32
Red Zone Defense	0.727	4	12
Turnovers Lost	9	4	24
4th Down Conversion % Defense	0.500	5	42
Fewest Penalties	38	5	29
Passing Yards Allowed	206.1	5	34
Team Tackles for Loss/Game	6.5	5	48
Turnovers Gained	18	5	25
Fumbles Lost	4	6	27
Punt Return Defense	5.2	6	38
Rushing Offense	171.0	6	58
First Downs Gained	159	7	80
Time of Possession	29:14	7	76
3rd Down Conversion % Defense	0.403	8	62
Total Offense	368.6	8	87
Kickoff Returns	18	9	98
Passing Yards/Completion	11.2	9	89

INDIVIDUAL RANKINGS

Category	Player	Stats	B1G	NCAA
Field Goals/Game	Keith Duncan	1.8	1	10
Fumbles Recovered	Zach VanValkenburg	4	1	1
Punt Return TDs	Charlie Jones	1	1	4
Punt Return Avg.	Charlie Jones	10.5	1	10
Tackles For Loss/Game	Daviyon Nixon	1.7	1	13
Scoring	Keith Duncan	8.5	2	29
Total Points Scored	Keith Duncan	68	2	65
Field Goal %	Keith Duncan	0.778	3	42
Punting Avg.	Tory Taylor	44.1	3	19
Rushing Yards	Tyler Goodson	762	3	36
Rushing TDs	Tyler Goodson	7	4	55
Rushing TDs	Mekhi Sargent	7	4	55
Rushing Yards/Game	Tyler Goodson	95.2	4	29
Sacks Per Game	Chauncey Golston	0.7	4	45
Sacks Per Game	Daviyon Nixon	0.7	4	45
Total Tackles/Game	Nick Niemann	9.6	4	32
Fumbles Recovered	Terry Roberts	2	5	12
Passing TDs	Spencer Petras	9	5	73
Passing Yards	Spencer Petras	1,569	5	66
All Purpose Yards/Game	Tyler Goodson	114.3	6	57
Combined Kick Return Yards	Charlie Jones	221	6	83
Completions/Game	Spencer Petras	17.5	6	53
Interceptions/Game	Jack Koerner	0.4	6	32
Passing Yards/Game	Spencer Petras	196.1	6	66
Points Responsible For	Spencer Petras	76	6	110
Total Interceptions	Jack Koerner	3	6	31
Points Responsible For	Keith Duncan	68	7	131
Points Responsible For/Game	Spencer Petras	9.5	7	85
Rush Yards/Carry	Tyler Goodson	5.3	7	58
Total Touchdowns	Tyler Goodson	7	7	95
Total Touchdowns	Mekhi Sargent	7	7	95
Passing Yards/Completion	Spencer Petras	11.2	8	76
Total Interceptions	Riley Moss	2	8	67
Total Interceptions	Barrington Wade	2	8	67
Completion %	Spencer Petras	0.571	9	84
Total Offense	Spencer Petras	195.6	9	79
Combined Kick Return Yards	Ihmir Smith-Marsette	176	10	119
Yards per Pass Attempt	Spencer Petras	6.4	10	91
Interceptions/Game	Riley Moss	0.2	11	88
Interceptions/Game	Barrington Wade	0.2	11	88
Points Responsible For/Game	Keith Duncan	8.5	11	109
Fumbles Recovered	Nick Niemann	1	12	89
Rushing Yards	Mekhi Sargent	432	12	150
Sacks/Game	Zach VanValkenburg	0.44	13	139
Rushing Yards/Game	Mekhi Sargent	54	14	118
Yards per Reception	Ihmir Smith-Marsette	13.8	15	157

A kickoff was returned for a TD . . .

by Iowa -- Ihmir Smith-Marsette (98 yards), vs. USC, 12/27/19
by an opponent -- Will Likely (100 yards), Maryland, 10/31/15

A punt was returned for a TD . . .

by Iowa -- Charlie Jones (returned 54 yards on PR), vs. Michigan State, 11/7/20

by Iowa -- Paki O'Meara (returned 42 yards after block), vs. Eastern Illinois, 9/4/10
by an opponent -- Christian McCaffrey (63 yards), Stanford, 1/1/16
by an opponent -- Tremaine McCollum (returned six yards after block), Florida, 1/2/06

Two punts were returned for a TD . . .

by Iowa -- Kevonte Martin-Manley (83 and 63 yards), vs. Western Michigan, 9/21/13

A punt was blocked . . .

by Iowa -- A.J. Epenesa at Illinois, 11/17/18
by an opponent -- Jauan Wesley vs. Northern Illinois, 9/1/18

A punt was blocked and returned for a TD...

by Iowa -- Ben Niemann vs. Northwestern, 11/1/14
by an opponent -- Ryan Lewis (block), Pat Amara, Jr., return (TD) vs. Pittsburgh, 9/19/15

A field goal was blocked...

by Iowa -- Jack Koerner at Minnesota, 11/13/20
by an opponent -- Rickey Neal vs. Northern Iowa, 9/15/18

An interception was returned for a TD . . .

by Iowa -- Daviyon Nixon (71 yards) at Penn State, 11/21/20
by an opponent -- Chauncey Gardner, Jr., (58 yards), vs. Florida, 1/2/17

Two interceptions were returned for a TD . . .

by Iowa (individual) -- Josh Jackson (43 yards, 52 yards) at Wisconsin, 11/11/17
by Iowa (team) -- Josey Jewell (34 yards), Bo Bower (88 yards) vs. North Texas, 9/26/15

A fumble was returned for a TD . . .

by Iowa -- A.J. Epenesa (19 yards) at Illinois, 11/17/18
by an opponent -- Blake Dueitt (35 yards), vs. Ball State, 9/6/14

A blocked PAT attempt was returned for a score . . .

by Iowa -- D.J. Johnson (99 yards), at Penn State, 9/28/02
by an opponent -- Jason Simmons (85 yards), at Ohio State, 11/2/91

A safety was scored . . .

by Iowa -- (2) at Penn State, 10/27/18 on Dominique Daffney blocked punt & PSU bad snap
by an opponent -- Shareef Miller TFL on Akrum Wadley rush vs. Penn State, 9/23/17

A player rushed for over 200 yards . . .

by Iowa -- Akrum Wadley (26-204), at Northwestern, 10/17/15
by an opponent -- Jonathan Taylor (31-250), at Wisconsin, 11/9/19

Iowa had two 100 yard receivers...

T.J.Hockenson (4-107-2), Noah Fant (4-101-1), at Indiana, 10/13/18

A player passed for over 300 yards . . .

by Iowa -- Nate Stanley (308), vs. Illinois, 11/23/19
by an opponent -- Tanner Morgan (368), Minnesota, 11/16/19

A player scored four TDs . . .

by Iowa -- Akrum Wadley (4 rush), at Northwestern, 10/17/15
by an opponent -- Darnell Autry (3 rush, 1 rec.), Northwestern, 11/9/96

A team rushed for over 400 yards . . .

by Iowa -- vs. Tulsa (408 yards), 9/13/97
by an opponent -- Indiana (433 yards), 9/30/00

A team passed for over 400 yards . . .

by Iowa -- vs. Indiana (426 yards), 10/23/99
by an opponent -- Purdue (458 yards), 10/15/16

A team gained over 600 yards of total offense . . .

by Iowa -- vs. Middle Tennessee (644 yards), 9/28/19
by an opponent -- Wisconsin (604 yards), 11/13/99

A team scored over 50 points . . .

by Iowa -- at Illinois (63 points), 11/17/18
by an opponent -- at Minnesota (51 points), 11/8/14

A team was held under 75 yards rushing . . .

by Iowa -- vs. Wisconsin, 33-56 yards, 12/12/20
by an opponent -- vs. Northwestern, 23-77 yards, 10/31/20

A team was held under 100 yards passing . . .

by Iowa -- Rutgers (47 yards), 9/7/19
by an opponent -- Nebraska (99 yards), 11/29/19

A team was held at/under 200 yards of total offense . . .

by Iowa -- Rutgers (125 yards), 9/7/19
by an opponent -- vs. Mississippi State (199 yards), 1/1/19

Iowa scored 3 or more non-offensive touchdowns . . .

by Iowa -- vs. Western Michigan (2 punts, 2 interceptions), 9/21/13

Iowa recovered an onside kick . . .

by Iowa -- first quarter vs. Illinois, 10/7/17

Bolded entries are from 2020 season

Rushing (Att.-Yds.-TD)

Player	PUR	NW	MSU	MINN	PSU	NEB	ILL	WIS
Goodson	16-77-0	13-43-1	14-113-2	20-142-2	20-78-1	30-111-0	19-92-0	11-106-1
Jones	4-29-0	---	2-38-0	---	---	---	1-2-0	---
Kelly-Martin	---	---	5-10-0	---	3-13-0	---	---	---
Padilla	---	---	2-7-0	---	---	---	---	---
Petras	3-0-1	5-14-0	1-(-1)-0	3-14-0	7-(-18)-1	6-6-0	4-(-8)-0	3-(-11)-0
Pottebaum	---	1-0-0	---	---	---	---	---	---
Ragaini	---	---	---	1-1-1	---	---	---	---
Sargent	11-71-1	4-20-0	9-31-2	9-86-1	15-101-2	5-18-1	10-54-0	13-51-0
Smith-Marsette	2-18-0	---	---	1-(-6)-0	---	1-0-0	2-44-1	1-(-2)-0
Tracy	---	---	---	---	1-1-0	---	1-21-0	---
Williams	---	---	8-28-0	---	---	---	---	---
Team	---	---	---	1-(-2)-0	---	3-(-6)-0	1-(-1)-0	4-(-17)-0
Totals	36-195-2	23-77-1	41-226-4	35-235-4	46-175-4	45-129-1	38-204-1	32-127-1

Passing (Comp-Att-Int.-Yds.-TD)

Player	PUR	NW	MSU	MINN	PSU	NEB	ILL	WIS
Padilla	---	---	1-2-0-12-0	---	---	---	---	---
Petras	22-39-0-265-0	26-50-3-216-1	15-27-0-167-1	9-18-1-111-1	18-28-0-186-0	18-30-1-193-1	18-28-0-220-3	14-25-0-211-2
Team	---	0-1-0-0-0	---	---	---	---	---	---
Totals	22-39-0-265-0	26-51-3-216-1	16-29-0-179-1	9-18-1-111-1	18-28-0-186	18-30-1-193-1	18-28-0-220-3	14-25-0-211-2

Receiving (No.-Yds.-TD)

Player	PUR	NW	MSU	MINN	PSU	NEB	ILL	WIS
Beyer	1-3-0	1-0-0	2-34-0	1-28-0	2-24-0	2-32-0	2-37-1	---
Goodson	5-59-0	2-8-0	---	1-12-0	1-8-0	2-21-0	2-16-0	2-28-0
Kelly-Martin	1-1-0	1-4-0	1-17-0	---	---	---	---	---
Kritta	---	---	1-12-0	---	---	---	---	---
LaPorta	5-71-0	6-46-0	2-11-0	1-5-0	3-32-0	5-38-0	4-57-1	1-11-0
Pottebaum	1-17-0	---	---	---	1-2-0	---	1-20-0	---
Ragaini	4-61-0	3-16-0	3-32-0	1-10-0	4-46-0	2-24-0	---	1-2-0
Sargent	---	1-6-0	---	---	---	---	---	---
Smith	3-34-0	3-19-1	3-35-1	---	3-27-0	3-28-0	5-58-0	3-30-0
Smith-Marsette	---	7-84-0	---	2-20-1	2-25-0	3-44-0	4-32-1	7-140-2
Tracy	2-19-0	2-33-0	4-38-0	3-36-0	2-22-0	1-6-1	---	---
Totals	22-265-0	26-216-1	16-179-1	9-111-1	18-186-0	18-193-1	18-220-3	14-211-2

Punting (No.-Avg.-Lng)

Player	PUR	NW	MSU	MINN	PSU	NEB	ILL	WIS
Taylor	6-44.2-52	4-49.0-58	7-45.9-61	3-44.3-55	5-44.4-47	2-40.5-46	5-42.0-54	8-42.1-49
Totals	6-44.2-52	4-49.0-58	7-45.9-61	3-44.3-55	5-44.4-47	2-40.5-46	5-42.0-54	8-42.1-49

Punt Returns (No.-Yds.-Lng)

Player	PUR	NW	MSU	MINN	PSU	NEB	ILL	WIS
Jones	3-37-25	2-8-7	5-105-54	---	3-5-5	2-39-31	4-29-18	3-0-1
Ragaini	---	---	---	---	---	---	1-0-0	---
Totals	3-37-25	2-8-7	5-105-54	0-0-0	3-5-5	2-39-31	5-29-18	3-0-1

Kickoff Returns (No.-Yds.-Lng)

Player	PUR	NW	MSU	MINN	PSU	NEB	ILL	WIS
Kelly-Martin	---	---	---	---	---	2-40-23	---	---
LaPorta	---	---	---	1-0-0	---	1-0-0	---	---
Smith-Marsette	3-65-27	1-33-33	---	---	1-25-25	---	2-24-12	1-29-29
Totals	3-65-28	1-33-33	0-0-0	1-0-0	1-25-25	3-40-23	2-24-12	1-29-29

Interception Returns (No.-Yds.-Lng)

Player	PUR	NW	MSU	MINN	PSU	NEB	ILL	WIS
Campbell					1-(-1)-0			1-0-0
Golston								
Hankins	1-0-0							
Koerner		1-5-5	1-0-0	1-19-19				
Moss			1-54-54	1-57-57				
Nixon					1-71-71			
Wade	1-16-16		1-12-12					
Totals	2-16-16	1-5-5	2-66-54	2-76-57	2-70-71	0-0-0	0-0-0	1-0-0

Defense (Solo-Ast)

Player	PUR	NW	MSU	MINN	PSU	NEB	ILL	WIS
Anderson	0-1				1-0	1-0		
Belton	2-2	3-1	2-3	1-2	3-1	1-2	3-1	4-2
Benson		10-3	2-6	4-3	4-4	3-1	1-2	2-2
Black				1-1	0-1			
Bracy			1-1	2-0				
Brents	1-3							
Byrd	0-1							
Campbell								
Evans		1-0	1-1	5-0	4-3	6-2	3-2	3-1
Fisher		1-0				0-1	1-2	
Golston	2-1	4-3	3-3	3-1	2-2		4-4	1-0
Hankins	4-0	3-1	3-1	3-2	3-2	6-3	2-1	4-5
Heflin	0-2	4-3	3-1	3-0	1-0	0-1	0-1	4-3
Higgins				2-0				2-0
Jacobs	0-1		1-1				1-0	
Jacobus			0-1					
Kelly-Martin			1-0	1-0	1-1	0-1		
Klemp						1-0		
Koerner	9-4	2-3	2-3	2-0	3-2	3-3	2-1	3-3
LaPorta						1-0		
Lee				1-0				
Linderbaum	1-0			1-0	1-0			
Merriweather		2-3	2-2	3-0	1-1	2-2	2-1	1-1
Moss	6-1	7-2	1-1	3-0	6-1	3-2	2-3	5-0
Niemann	8-0	2-8	3-4	4-3	6-11	5-7	6-2	3-5
Nixon	4-3	6-5	0-3	2-0	1-4	5-3	3-2	1-3
Pottebaum							1-0	
Roberts	1-0		0-2	4-1			1-0	
Sargent		1-0						
Schulte, Q.				2-0			1-0	
Shannon	0-2	0-2	1-1	1-0	2-0	2-0		
Spiewak							1-0	
Timm			2-1				1-0	
VanValkenberg	0-1	2-5	1-2	4-1	3-1	0-2	3-2	1-2
Wade	4-1	0-1					3-0	1-2
Waggoner	0-1		0-1					0-1
Totals	42-24	48-40	29-38	52-14	42-34	41-32	41-24	35-30

Opponent	Plays	Yards	T.O.P.	Result	Qtr.	Play
Purdue (4)	5	35	2:03	TD	2	Petras, 1-yd. run
	11	73	4:51	TD	2	Sargent, 1-yd. run
	5	54	0:31	FG	2	Duncan, 27-yd. FG
	10	42	4:01	FG	4	Duncan, 33-yd. FG
Iowa Avg. Drive	7.8	51.0	3:12			
Northwestern (4)	1	7	0:06	TD	1	Smith, 7-yd. TD from Petras
	3	45	1:22	TD	1	Goodson, 15-yd. run
	13	61	5:04	FG	1	Duncan, 22-yd. FG
	9	37	3:11	FG	3	Duncan, 47-yd. FG
Iowa Avg. Drive	6.5	37.5	2:38			
Michigan State (5)	8	75	3:53	TD	1	Goodson, 3-yd. TD run
	10	74	3:57	TD	1	Smith, 14-yd. pass from Petras
	7	47	3:00	TD	2	Goodson, 9-yd. run
	4	75	1:19	TD	3	Sargent, 2-yd. run
	3	45	1:30	TD	4	Sargent, 6-yd. run
Iowa Avg. Drive	6.4	63.2	2:52			
Minnesota (5)	7	64	3:04	TD	1	Ragaini, 1-yd. run
	12	85	5:25	TD	2	Goodson, 7-yd. run
	5	79	2:37	TD	4	Smith-Marsette, 8-yd. pass from Petras
	3	36	1:01	TD	4	Goodson, 1-yd. run
	3	51	1:23	TD	4	Sargent, 14-yd. run
Iowa Avg. Drive	6.0	63.0	2:58			
Penn State (6)	9	55	3:22	FG	1	Duncan, 40-yd. FG
	6	75	2:37	TD	2	Goodson, 10-yd. run
	8	41	3:24	TD	2	Sargent, 1-yd. run
	7	49	0:42	TD	2	Sargent, 1-yd. run
	12	54	6:13	TD	3	Petras, 3-yd. run
	6	17	2:28	FG	4	Duncan, 24-yd. FG
Iowa Avg. Drive	8.0	48.5	3:34			

Drive Analysis				
Distance Length (minus)	Iowa		Opponent	
	TD	FG	TD	FG
0-9	1	0	0	0
10-19	0	2	0	0
20-29	0	1	2	1
30-39	3	4	1	0
40-49	6	2	0	0
50-59	3	4	0	0
60-69	2	1	2	1
70-79	9	0	11	2
80-89	3	0	0	0
90-99	0	0	0	0

Game Opening Drives		
Game	Iowa	Opponent
	Pts-Plys-Yds	Pts-Plys-Yds
Purdue	0-3-(-3)	0-3-3
Northwestern	0-3-8	0-3-6
Michigan St.	7-8-75	0-6-15
Minnesota	0-7-26	0-6-19
Penn St.	3-9-55	0-6-11
Nebraska	3-7-54	0-4-0
Illinois	0-3-5	7-9-70
Wisconsin	0-6-35	0-4-12

Second Half Opening Drives		
Game	Iowa	Opponent
	Pts-Plys-Yds	Pts-Plys-Yds
Purdue	0-9-28	0-7-73
Northwestern	0-6-7	0-6-4
Michigan St.	7-4-75	7-12-75
Minnesota	0-3-2	0-3-(-3)
Penn St.	0-3-(-16)	0-1-(-6)
Nebraska	7-14-66	7-8-70
Illinois	7-9-70	0-5-18
Wisconsin	7-5-71	0-9-46

SCORING DRIVES

Nebraska (6)	7	54	2:54	FG	1	Duncan, 32-yd. FG
	6	46	2:53	TD	1	Tracy, Jr., 6-yd. pass from Petras
	12	55	5:54	FG	2	Duncan, 33-yd. FG
	14	66	6:18	TD	3	Sargent, 2-yd. run
	8	30	4:03	FG	4	Duncan, 48-yd. FG
	6	19	1:54	FG	4	Duncan, 37-yd. FG

Iowa Avg. Drive 8.8 45.0 4:13

Opponent	Plays	Yards	T.O.P.	Result	Qtr.	Play
Illinois (6)	8	52	3:35	TD	2	LaPorta, 22-yd. pass from Petras
	6	32	2:16	FG	2	Duncan, 40-yd. FG
	8	44	1:15	FG	2	Duncan, 27-yd. FG
	9	70	4:35	TD	3	Smith-Marsette, 4-yd. pass from Petras
	2	32	0:45	TD	4	Beyer, 16-yd. pass from Petras
	10	88	5:35	TD	4	Smith-Marsette, 13-yd. run

Iowa Avg. Drive 7.2 53.0 3:20

Wisconsin (5)	5	20	2:04	FG	1	Duncan, 30-yd. FG
	6	36	1:21	FG	2	Duncan, 45-yd. FG
	5	71	1:52	TD	3	Smith-Marsette, 19-yd. pass from Petras
	4	78	1:47	TD	3	Smith-Marsette, 53-yd. pass from Petras
	1	80	0:14	TD	4	Goodson, 80-yd. run

Iowa Avg. Drive 4.2 57.0 1:28

Season Avg. (41) 6.9 52.4 3:06

LONGEST DRIVES

Plays: 14 (66 yards, 6:18) vs. Nebraska, 11/27/20

Yards: 88 (10 plays, 5:35) at Illinois, 12/5/20

Time of Possession: 6:18 (14 plays, 66 yards) vs. Nebraska, 11/27/20

3rd Down And ...									
IOWA									
Yards	PUR	NW	MSU	MINN	PSU	NEB	ILL	WIS	Total
1-3	2-2	2-4	3-4	3-3	6-6	2-3	3-4	1-2	22-28
4-6	1-1	2-7	0-3	0-1	0-2	0-1	1-3	1-3	5-21
7-9	1-3	0-0	1-4	0-1	1-3	1-5	0-1	0-6	4-23
10-14	0-6	2-6	1-4	0-0	0-3	1-5	0-4	1-3	5-31
15+	0-2	0-0	0-0	0-2	0-1	0-0	0-0	0-0	0-5
Total	4-13	6-17	5-15	3-7	7-15	4-14	4-12	3-14	36-107
OPPONENTS									
Yards	PUR	NW	MSU	MINN	PSU	NEB	ILL	WIS	Total
1-3	1-3	3-4	2-5	4-6	3-6	2-3	3-3	2-6	20-36
4-6	4-8	5-9	3-7	1-4	3-6	0-2	2-5	1-4	19-45
7-9	1-4	1-1	1-3	1-3	0-0	1-2	3-6	0-5	8-24
10-14	0-1	1-4	0-3	1-2	1-2	0-2	1-2	1-2	5-18
15+	0-0	0-1	1-2	0-1	0-1	1-3	0-2	0-1	2-11
Total	6-16	10-19	7-20	7-16	7-15	4-12	9-18	4-18	53-134

MOST POINTS

- 63 at Illinois..... 11-17-18
- 62 vs. North Texas..... 9-25-15
62 vs. Northwestern..... 11-9-02
- 59 vs. Western Michigan..... 9-21-13
59 vs. Northwestern..... 11-10-01
- 57 vs. Akron..... 8-31-02
- 56 at Nebraska..... 11-24-17
56 vs. Ball State..... 9-3-05
56 vs. Buffalo..... 9-6-03

FEWEST POINTS ALLOWED

- 0 at Northwestern..... 10-26-19
0 vs. Rutgers..... 9-7-19
0 at Illinois..... 11-17-18
0 vs. Maryland..... 10-20-18
0 at Illinois..... 11-19-16
0 vs. Ball State..... 9-26-10
0 vs. Minnesota..... 11-21-09
0 at Minnesota..... 11-22-08
0 vs. Florida International..... 9-6-08
0 vs. Syracuse..... 9-8-07
0 vs. Ball State..... 9-3-05
0 vs. Kent State..... 9-1-01
0 vs. Northern Illinois..... 9-18-99

MOST FIRST DOWNS

- 30 vs. Mid. Tennessee..... 9-28-19
30 vs. Kent State..... 9-1-01
- 29 at Iowa State..... 9-9-17
29 vs. Indiana..... 9-30-00
29 vs. Indiana..... 10-23-99
- 28 vs. North Texas..... 9-16-17
28 at Purdue..... 11-9-13
28 vs. Louisiana-Monroe..... 9-24-11
28 vs. Ball State..... 9-26-10
28 at Indiana..... 10-11-08
28 vs. Minnesota..... 11-19-05
28 vs. Buffalo..... 9-6-03

FEWEST FIRST DOWNS ALLOWED

- 5 vs. Rutgers..... 9-7-19
5 vs. Syracuse..... 9-8-07
- 6 vs. Eastern Illinois..... 9-4-10
6 at Minnesota..... 11-22-08
6 vs. Penn State..... 10-23-04
- 7 vs. Maryland..... 10-20-18
- 8 vs. Ball State..... 9-26-10
8 vs. Arizona..... 9-19-09
- 9 at Purdue..... 9-27-14
9 vs. Western Michigan..... 9-21-13
9 vs. Georgia Tech..... 1-5-10
9 vs. Penn State..... 10-25-03

MOST RUSHING ATTEMPTS

- 60 at Iowa State..... 9-14-13
60 vs. Kent State..... 9-4-04
- 59 vs. North Texas..... 9-16-17
59 vs. Northwestern..... 11-10-01
- 58 vs. Western Michigan..... 9-21-13
58 vs. Missouri State..... 9-7-13
- 56 vs. Minnesota..... 11-16-02
- 55 at Illinois..... 11-15-14
- 53 at Purdue..... 10-15-16
53 vs. Minnesota..... 11-17-01
- 52 vs. Maryland..... 10-20-18
52 at Purdue..... 11-9-13

FEWEST RUSHING ATT., OPP.

- 17 by North Texas..... 9-16-17
17 by Miami (Ohio)..... 9-7-02
- 18 by USC..... 12-27-19
18 by Purdue..... 10-19-19
- 19 by Iowa State..... 9-14-19
19 by Kent State..... 9-4-05
- 20 by Western Michigan..... 9-21-13
20 by Michigan State..... 10-30-10
20 by Michigan..... 10-26-02
20 by Utah State..... 9-21-02
20 by Texas Tech..... 11-29-01

MOST RUSHING YARDS

- 376 vs. Akron..... 8-31-02
- 365 at Purdue..... 10-15-16
365 vs. Minnesota..... 11-16-02
- 351 vs. Mid. Tennessee..... 9-28-19
- 318 at Purdue..... 11-9-13
- 313 at Nebraska..... 11-24-17
- 304 at Illinois..... 11-15-14
- 301 vs. Illinois..... 10-1-05
- 300 vs. Utah State..... 9-21-02
- 298 vs. Missouri State..... 9-7-13

FEWEST RUSHING YDS ALLOWED

- 13 vs. Kent State..... 9-4-04
- 6 vs. Northern Iowa..... 9-15-18
- 7 at Minnesota..... 11-22-08
- 10 vs. Montana..... 9-2-06
- 14 vs. Miami (Ohio)..... 9-7-02
- 19 vs. Iowa State..... 9-8-18
19 vs. Wisconsin..... 10-12-05
- 22 vs. USC..... 12-27-19

MOST PASSES ATTEMPTED

- 61 vs. Indiana..... 10-23-99
- 56 at Maryland..... 10-18-14
- 55 vs. Ball State..... 9-6-14
55 vs. Florida..... 1-1-06
- 50 at Penn State..... 10-27-18
- 51 vs. Northwestern..... 10-31-20**
51 vs. Minnesota..... 11-20-99
- 48 vs. Pittsburgh..... 9-17-11
- 47 vs. Michigan State..... 11-12-11
- 46 vs. Michigan State..... 10-5-13
46 vs. Purdue..... 11-6-04

MOST PASSES COMPLETED

- 36 vs. Indiana..... 9-30-99
- 35 vs. Ball State..... 9-6-14
- 32 at Maryland..... 10-18-14
32 vs. Florida..... 1-1-06
- 31 vs. Northern Iowa..... 8-30-14
31 vs. Pittsburgh..... 9-17-11
- 30 vs. Indiana..... 9-30-00
- 29 vs. Ohio State..... 10-30-99
- 28 vs. Minnesota..... 11-20-99

FEWEST PASSES ATT., OPPONENT

- 9 by Georgia Tech..... 1-5-10
- 10 by Northwestern..... 10-27-12
- 13 by Nebraska..... 9-23-00
13 by Iowa State..... 9-11-99
- 14 by Wisconsin..... 11-22-14
14 by Minnesota..... 11-8-14
14 by Northwestern..... 10-26-13
14 by Nebraska..... 11-23-12
- 15 by Nebraska..... 9-4-99
- 16 by Maryland..... 10-20-18
16 by Northern Illinois..... 9-1-12
16 by Wisconsin..... 11-13-99

FEWEST PASSES COMP., OPP.

- 2 by Georgia Tech..... 1-5-10
- 6 by Maryland..... 10-20-18
6 by Northern Illinois..... 9-1-12
6 by Iowa State..... 9-11-99
- 7 by LSU..... 1-1-14
7 by Indiana..... 10-11-14
7 by Northwestern..... 10-27-12
7 by Syracuse..... 9-8-07
7 by Buffalo..... 9-6-03
- 8 by Nebraska..... 11-23-12
8 by Ball State..... 9-26-10
- 9 by Minnesota..... 10-28-17
9 by Northwestern..... 11-1-14
9 by Maine..... 8-30-08
9 by Penn State..... 11-13-04
9 by Minnesota..... 10-23-04

MOST PASSING YARDS

1. 426 vs. Indiana 10-23-99
2. 399 vs. Pittsburgh 9-17-11
3. 380 vs. Indiana 9-30-00
4. 377 vs. Minnesota 11-19-05
5. 364 at Minnesota 11-18-06
6. 357 vs. Purdue 10-8-05

FEWEST PASSING YDS ALLOWED

1. 12 vs. Georgia Tech 1-5-10
2. 47 vs. Rutgers 9-7-19
- 47 vs. Maryland 10-20-18
4. 54 vs. Northern Illinois 9-1-12
5. 56 vs. Ball State 9-26-10
6. 58 vs. Buffalo 9-6-03
7. 63 vs. Nebraska 11-23-12
8. 72 at Purdue 9-27-14
9. 73 vs. Minnesota 11-20-04
10. 74 vs. Maryland 10-31-15
11. 75 vs. Northwestern 11-1-14
12. 79 vs. Syracuse 9-8-07
13. 82 at Illinois 11-17-18

MOST TOTAL OFFENSE

1. 644 vs. Mid. Tennessee 9-28-19
2. 613 vs. Minnesota 11-19-05
3. 602 vs. Northwestern 11-10-01
4. 593 vs. Akron 8-31-02
5. 587 at Illinois 11-14-14
6. 562 vs. Ball State 9-26-10
7. 552 vs. Indiana 10-23-99
8. 546 at Minnesota 11-18-06
9. 545 vs. Northern Iowa 9-15-18

FEWEST TOTAL YARDS ALLOWED

1. 103 vs. Syracuse 9-8-07
2. 110 vs. Kent State 9-4-04
3. 112 vs. Ball State 9-26-10
4. 115 vs. Maryland 10-20-18
5. 125 vs. Rutgers 9-7-19
6. 134 at Minnesota 11-22-08
7. 144 vs. Montana 9-2-06
- 144 vs. Ball State 9-3-05

Bold denotes 2020

PUNTING AVERAGE (MIN. OF 4)

1. 53.0 at Northwestern 10-21-17
2. 51.5 vs. Western Michigan 9-9-00
3. 51.0 vs. Arizona 9-19-09
4. 50.2 vs. Penn State 11-4-00
5. 50.0 vs. Wisconsin 11-13-99
6. 49.2 vs. LSU 1-1-05
- 7. 49.0 vs. Northwestern 10-31-20**
49.0 vs. Miami (Ohio) 9-7-02

MOST TIME OF POSSESSION

1. 41:53 vs. Kent State 9-4-04
2. 40:55 vs. Maryland 10-20-18
3. 40:45 vs. North Texas 9-16-17
4. 38:42 vs. Northern Illinois 9-1-12
5. 38:27 vs. Michigan 10-26-02
6. 38:18 vs. Missouri State 9-7-13
7. 38:07 at Indiana 10-11-08
8. 38:03 at Iowa State 9-14-13
9. 37:56 vs. Arizona 9-19-09
10. 37:38 vs. Rutgers 9-7-19
11. 37:37 at Minnesota 11-22-08
12. 37:36 vs. Nebraska 11-28-14

Largest Margins

Iowa Victories

Opponent, Year	Score	Mar.
Iowa Teachers, 1914	95-0	95
Coe, 1908	92-0	92
Iowa Wesleyan, 1890	91-0	91
Cornell, 1904	88-0	88
Cornell, 1913	76-0	76
Des Moines, 1905	72-0	72
Northwestern, 1913	78-6	72
Grinnell, 1904	69-0	69
Iowa Teachers, 1900	68-0	68
Northern Iowa, 1997	66-0	66
Northwestern, 1981	64-0	64
at Illinois, 2018	63-0	63
Cornell, 1920	63-0	63
Indiana, 1997	62-0	62
UTEP, 1986	69-7	62
Grinnell, 1900	63-2	61
Washington (Mo.), 1902	61-0	61
Knox, 1922	61-0	61
Cornell, 1894	60-0	60
Indiana, 1913	60-0	60
North Dakota St., 1947	59-0	59

Opponent, Year	Score	Mar.
Illinois, 1985	59-0	59
Cornell, 1891	64-6	58
Illinois, 1899	58-0	58
Drake, 1985	58-0	58
Upper Iowa, 1900	57-0	57
Western Michigan, 2013	59-3	56
Ball State, 2005	56-0	56
Coe, 1893	56-0	56
Purdue, 1922	56-0	56
Utah State, 1957	70-14	56
Minnesota, 2008	55-0	55
Ripon, 1928	61-6	55
Iowa State, 1985	57-3	54
Northern Illinois, 1986	57-3	54
Cincinnati, 1990	63-10	53
Kansas State, 1959	53-0	53
Northwestern, 2002	62-10	52
Kent State, 2001	51-0	51
Minnesota, 1983	61-10	51
Northern Illinois, 1991	58-7	51

Iowa Defeats

Opponent, year	Score	Mar.
Michigan, 1902	0-107	107
Illinois, 1902	0-80	80
Minnesota, 1903	0-75	75
Minnesota, 1916	0-67	67
Ohio State, 1950	21-83	62
Denver A.C., 1893	0-58	58
Nebraska, 1980	0-57	57
Michigan, 1971	7-63	56
Michigan, 1970	0-55	55
USC, 1976	0-55	55
Kansas, 1895	0-54	54
Minnesota, 1936	0-52	52
Notre Dame, 1967	6-56	50
Illinois, 1973	0-50	50

OFFENSE

Pos.	No.	Name
WR	12	** Brandon Smith ^
	3	* Tyrone Tracy, Jr.
TE	84	* Sam LaPorta ^
	42	*** Shaun Beyer
LT	77	*** Alaric Jackson
	56	Nick DeJong
LG	73	* Cody Ince
	78	Mason Richman ^
C	65	* Tyler Linderbaum
	63	Justin Britt
RG	61	*** Cole Banwart
	64	* Kyle Schott
RT	71	** Mark Kallenberger
	79	* Jack Plumb
	51	Coy Cronk
WR	3	* Tyrone Tracy, Jr.
	89	* Nico Ragaini
QB	7	Spencer Petras
	8	Alex Padilla
RB	15	* Tyler Goodson ^
	10	** Mekhi Sargent
FB	38	* Monte Pottebaum
	40	Turner Pallissard
PK	3	** Keith Duncan
	10	* Caleb Shudak

DEFENSE

Pos.	No.	Name
LE	57	** Chauncey Golston
	13	* Joe Evans
LT	54	* Daviyon Nixon
	99	Noah Shannon
RT	96	Jack Heflin
	74	* Austin Schulte
	66	* Dalles Jacobus
RE	97	* Zach VanValkenburg
	92	* John Waggoner
Leo/Cash	35	** Barrington Wade
	4	* Dane Belton ^
MLB	44	* Seth Benson
	31	* Jack Campbell ^
WLB	49	** Nick Niemann
	5	Jestin Jacobs
LC	8	*** Matt Hankins ^
	27	Jermari Harris
SS	26	* Kaevon Merriweather ^
	4	* Dane Belton ^
FS	28	** Jack Koerner
	30	Quinn Schulte
RC	33	** Riley Moss ^
	22	* Terry Roberts
PT	9	Tory Taylor ^
	2	Ryan Gersonde

* - letters won, ^ - redshirt available

Iowa's depth chart for the 2020 Music City Bowl. Players listed in bold do not return for the 2021 season.

NIXON BECOMES UNANIMOUS ALL-AMERICAN

Junior DT Daviyon Nixon earned first-team All-America recognition on all five All-America teams to become the ninth unanimous consensus All-America selection in school history. Linebacker Josey Jewell was Iowa's most recent unanimous All-American selection in 2017.

Nixon, a Kenosha, Wisconsin, native, is Iowa's sixth consensus All-American in the last seven years and 27th player in school history to be named a consensus All-American and 29th overall (Calvin Jones (1954, '55 and Larry Station (1984, '85) were honored twice).

Nixon is Iowa's first consensus defensive lineman since Adrian Clayborn in 2010 and first consensus defensive tackle since Jared DeVries in 1998. He is the sixth defensive lineman in school history to garner consensus All-American status.

Nixon, the Nagurski-Woodson Defensive Player of the Year and the Smith-Brown Defensive Lineman of the Year in the Big Ten, led the conference in tackles for loss (13.5), tied for second in the Big Ten in sacks (5.5), and tied teammate Chauncey Golston for most tackles by a Big Ten defensive lineman (45).

D-LINE EMERGES AMONG BIG TEN'S BEST

Iowa has played 22 straight games without surrendering 25 points, the longest streak in the nation among Power 5 teams. The Hawkeyes ranked No.1 in the nation in defensive yards per play in 2020 (4.3).

Consensus All-American, Big Ten Defensive Player and Defensive Lineman of the Year DT Daviyon Nixon led a defensive front that included first-team All-Big Ten DE Chauncey Golston and second-team All-Big Ten DE Zach VanValkenburg. Nixon was the first Hawkeye to earn both awards in the same season. LB Josey Jewell was named defensive player of the year in 2017, and DT Mitch King was named defensive lineman of the year in 2008.

The trio led an Iowa defense that ranked second in the Big Ten in sacks (22.0) and fifth in tackles for loss (52.0). Nixon and Golston tied for second in the Big Ten lead with 5.5 sacks. Nixon leads the conference with 13.5 tackles for loss. Golston and VanValkenburg tied for eighth in the conference with 8.5 tackles for loss.

Iowa ranked No. 2 in the conference in total defense (313.8) and scoring defense (16.0), No. 3 in rush defense (107.6) and No. 5 in pass defense (206.1)

Nixon had two games this season (Northwestern, Nebraska) with three tackles for loss. He set career highs in tackles in Week 1 and Week 2, registering seven stops in the season opener at Purdue, and besting that with 11 tackles in the home opener against Northwestern. He recorded his first career interception Week 5 at Penn State, returning it 71 yards for a touchdown. It was his first touchdown scored at any level in his playing career. The 71-yard return ties for the 14th longest interception return in program history.

VanValkenburg had a career-high three sacks Week 4 at Minnesota, the most by a Hawkeye since A.J. Epenesa had 4.5 against Nebraska in 2019. He had four fumble recoveries this season, tied for the most in the country. His 3.5 sacks tied for 12th in the Big Ten.

Golston had a career-best nine tackles against Wisconsin in Week 8. He was the lone returning frontline starter on a defense that ranked in the top 20 in scoring, rushing, passing, and total defense in 2019. He intercepted a pass at Penn State, his third career interception, and forced a fumble on Nebraska's final play to help Iowa defeat the Huskers, 26-20. The forced fumble was the first of his career.

HAWKEYE HISTORY

Iowa has played 1,269 games since beginning football in 1889. Iowa's overall record is 666-562-39 (.541). That includes a 414-223-16 (.646) record in home games, a 251-339-23 (.428) record in games away from Iowa City, a 341-383-25 (.471) mark in Big Ten games and a 298-188-15 (.610) record in Kinnick Stadium.

WINNING ON THE ROAD

With wins at Minnesota, Penn State and Illinois, Iowa won three straight Big Ten road games in a single season for the first time since 2016 (at Rutgers, at Minnesota, at Purdue). Iowa posted a .500 or above road record for all games played for the eighth straight season.

FERENTZ AMONG BIG TEN'S BEST

Head coach Kirk Ferentz has 103 Big Ten wins as Iowa's head coach, the fourth most of any coach in Big Ten Conference history. The Hawkeyes defeated Penn State, 41-21, on Nov. 21, 2020, to earn Ferentz's 100th conference win.

Ferentz's 168 wins in all games coached as a member of the Big Ten Conference rank fourth all-time in league history. He is one of five coaches in Big Ten Conference history to win at least 150 games as a member of the Big Ten Conference. The top five include Woody Hayes (202), Amos Alonzo Stagg (199), Bo Schembechler (194), Ferentz (168) and Joe Paterno (162).

Ferentz (168-106) became Iowa's all-time winningest coach on Sept. 1, 2018. The Hawkeyes defeated Northern Illinois, 33-7. It was Ferentz's 144th win as Iowa's head coach, one more than his predecessor, Hayden Fry (143-89-6). Fry coached Iowa for 20 years (1979-98). Ferentz completed his 22nd season in 2020. Both Ferentz (168, 103) and Fry (143, 96) rank in the top five in overall wins and Big Ten wins. Only Iowa and Michigan have two coaches ranked in the top 10 of both win categories (Bo Schembechler 194, 143; and Lloyd Carr 122, 81). Iowa is the only school in the country to have just two head football coaches since 1979.

IN THE RANKINGS

The Hawkeyes finished the season ranked 15th in the coaches poll and 16th in the AP poll. It marks the 26th time in program history that Iowa finished the season ranked in the top 25. Iowa has finished ranked 15th or better in the AP poll six times in 21 seasons under head coach Kirk Ferentz. These are Iowa's most recent wins versus nationally-ranked opponents:

- Home:** 28-7 over #25 Wisconsin 12/12/20
23-19 over #7 Minnesota, 11/16/19
55-24 over #3 Ohio State, 11/4/17
- Road:** 40-10 over #20 Northwestern, 10/17/15
10-6 over #18 Wisconsin, 10/3/15
38-28 over #24 Michigan, 10/16/10
- Neutral:** 49-24 over #22 USC, Holiday Bowl, 12/27/19
27-22 over #18 Mississippi State, Outback Bowl, 1/1/19
27-24 over #12 Missouri, Insight Bowl, 12/28/10

FERENTZ TOPS IN LONGEVITY

Kirk Ferentz completed his 22nd season as Iowa's head football coach in 2020. He is the longest tenured active head coach in college football. Ferentz was named Iowa head coach on Dec. 2, 1998. Gary Patterson of TCU is No. 2 in coaching tenure. Patterson's first year with the Horned Frogs was 2001. Among Big Ten coaches, only Pat Fitzgerald (2006) has been at his current school for 10 seasons or more. Iowa is the only school to have just two head football coaches since 1979.

Defensive coordinator Phil Parker is in his 22nd season on Iowa's staff, his ninth as defensive coordinator. He is the longest tenured defensive coordinator in FBS. Quarterbacks coach Ken O'Keefe was on Ferentz's original coaching staff before he left

for the NFL following the 2011 season. He returned to Iowa in 2017 to coach Iowa's quarterbacks.

Ferentz is the only Division I coach to coach three sons. Brian Ferentz, a former Hawkeye letterman and captain (2003-05), is in his eighth season on Iowa's coaching staff. James Ferentz was a three-year starter on the Hawkeye offensive line and a team captain before graduating in 2013. Steven was an offensive lineman and letterwinner in 2015 and 2016.

BIG TEN BOWL GAMES SINCE 2001

The Hawkeyes have been bowl eligible 19 times in the last 20 seasons. Iowa accepted an invitation to the 2020 Music City Bowl, but the game was cancelled due to the COVID-19 pandemic.

Iowa head coach Kirk Ferentz is one bowl win shy of tying Joe Paterno (10) for most bowl wins as a member of the Big Ten Conference. Ferentz has a 9-8 bowl record and has led Iowa to three straight bowl wins, tying its longest such streak in program history. Ferentz's nine bowl wins tie Barry Alvarez for second in Big Ten history.

Seventeen coaches have won 10 or more bowl games in their career. Ferentz's nine bowl wins ties Les Miles (Kansas) for 18th all-time. Among active coaches, only Nick Saban (16), Mack Brown (14), Gary Patterson (11), Kyle Whittingham (11), Mike Gundy (10) and Dabo Swinney (10) have more bowl wins than Ferentz. Since the 2001 season, only Ohio State (11) and Wisconsin (10) have more bowl wins (including FCS Playoffs and the BCS championship game), than Iowa. Iowa is 17-15-1 all-time in bowl games. The following are the records for Big Ten teams in bowl games since 2001:

<u>Team</u>	<u>Record</u>	<u>Pct.</u>	<u>Team</u>	<u>Record</u>	<u>Pct.</u>
Ohio State	11-9	.550	Nebraska	6-8	.429
IOWA	9-8	.529	Maryland	5-5	.500
Wisconsin	10-9	.526	Northwestern	5-7	.417
Penn State	8-8	.500	Purdue	4-6	.400
Michigan State	7-7	.500	Michigan	4-12	.250
Minnesota	7-7	.500	Illinois	2-4	.333
Rutgers	6-3	.667	Indiana	0-4	.000

WARMING UP THE ARM

Iowa won its last six games, outscoring its opponents 214-83. Iowa averaged 35.7 points per game and allowed 13.8 ppg during the winning streak.

QB Spencer Petras, an honorable mention All-Big Ten selection, was 92-156 (59.0) with 1,088 passing yards (181.3 ypg) during Iowa's six-game winning streak. He threw eight touchdowns and two interceptions over the last six games. Petras had 245 pass attempts, third most in the Big Ten (Ramsey and Clifford both played nine games). He entered the season with 11 career pass attempts. His 1,569 passing yards ranked fifth in the Big Ten.

The Hawkeyes averaged 31.8 points per game this season, their highest total since 2002 (36.5).

Petras threw for 481 yards in Weeks 1-2, the most by an Iowa quarterback since Jake Rudock passed for 572 yards in the first two games of 2014. His 265 passing yards Week 1 were the most by a Hawkeye quarterback making his first career start since

Jon Beutjer in 2000 (380 yards). Petras was the fifth Hawkeye quarterback under Ferentz to make his first career start on opening day. He led the Iowa offense to 460 total yards, its highest total in a Big Ten game since 2018 against Indiana (479).

Petras threw 50 times Week 2 in his Kinnick Stadium debut. The last Iowa quarterback to throw the ball 50 or more times in a game was Jake Rudock, who attempted 56 passes against Maryland in 2014.

ABOUT THE SIX

Iowa finished the season with six straight Big Ten wins after opening the season with losses at Purdue (24-20) and to Northwestern (21-20).

Iowa won six straight Big Ten games for the fifth time in the last 30 years (2020, 2015, 2008, 2004, 1991). Iowa won eight straight conference games in 2015 and 2008, and seven straight in 2004 and 1991.

Iowa scored at least 25 points in each of its six wins. It is the second time in school history Iowa has scored 25 points or more in six straight wins (2015, seven games).

IHMIR SMITH-MARSETTE LEADS RECEIVING CORPS

WR Ihmir Smith-Marsette led Iowa with 345 receiving yards. He set a career-high with 140 receiving yards Dec. 12 against Wisconsin, his final game as a Hawkeye. The 140 receiving yards were the most by a Hawkeye since WR Marvin McNutt had 151 yards against Purdue in 2011. The effort earned Smith-Marsette Big Ten Offensive Player of the Week honors.

Smith-Marsette caught two touchdown passes against the Badgers and had four touchdowns in the last two games (3 receiving, 1 rushing) of 2020. He scored five touchdowns in 2020, and finished his career with 20 touchdowns (14 receiving, 4 rushing, 2 kickoff return). He is one of 18 players in school history with 20 career touchdowns.

Smith-Marsette had 1,615 career receiving yards (18th all-time) on 110 career receptions (17th all-time). He had 3,415 all-purpose yards (10th all-time).

Iowa wide receivers accounted for 80 of the team's 141 receptions (56.7 percent). WR Nico Ragaini, WR Brandon Smith, Smith-Marsette and WR Tyrone Tracy combined for 80 receptions and 921 receiving yards. The receivers had seven of Iowa's nine touchdown receptions (Smith-Marsette 8 yards, 4 yards, 53 yards, 19 yards; Smith 7, 14; Tracy 6), and two of Iowa's rushing touchdowns (Ragaini 1; Smith-Marsette 13).

RETURN TO SENDER

Iowa had two of the country's top returners. Junior Charlie Jones led the Big Ten and ranked 11th in the country averaging 10.5 yards per punt return. He had one punt return for a touchdown (54 yards vs. Michigan State). Senior WR Ihmir Smith-Marsette averaged 22.0 yards per kickoff return in 2020 and finished his career ranked No. 2 in Big Ten history in kickoff return average. He averaged 28.7 yards on 53 career kickoff returns. His 1,520 kickoff return yards rank third all-time in program history (Douthitt 1,762; Johnson-Koulianos 1,575).

Jones was named second-team All-Big Ten by the coaches and third-team All-Big Ten by the media. Smith-Marsette was named honorable mention All-Big Ten by the coaches and media.

GOODSON LEADS GROUND GAME

RB Tyler Goodson led the Hawkeyes and ranked third in the Big Ten with 762 rushing yards. Goodson had seven rushing touchdowns, tied for fourth in the Big Ten. He was named first-team All-Big Ten by coaches, media and Associated Press.

Iowa ranked third in the Big Ten with 18 rushing touchdowns (Ohio State, Minnesota had 19). The offensive line was led by C Tyler Linderbaum, a first-team All-Big Ten honoree and finalist for the Rimington Trophy. The Hawkeyes scored 60 percent of their offensive touchdowns on the ground (18 rushing, 9 receiving, 2 interception return, 1 punt return).

Goodson had four 100-yard rushing games in 2020. He rushed for 113 yards against Michigan State and a career-high 142 yards against Minnesota. He set a career high with 30 carries against Nebraska, rushing for 111 yards. He rushed for 106 yards against Wisconsin, passing the century mark with an 80-yard touchdown rush in the fourth quarter. That run ties for the 12th longest in school history. It was the longest run by a Big Ten player this season and the longest rushing play by a Hawkeye since Tavian Banks went 82 against Iowa State in 1997.

Goodson led Iowa in rushing attempts (143) and rushing yards (762). He tied for the team lead with seven rushing touchdowns (15, 3, 9, 7, 1, 10, 80). He has 1,400 career rushing yards (28th all-time). Goodson had two multi-touchdown games in 2020. He had two rushing touchdowns (3, 9) Week 3 vs. Michigan State, and two more Week 4 at Minnesota (7, 1).

SARGENT HITS PAY DIRT

RB Mekhi Sargent tied for fourth in the Big Ten with seven rushing touchdowns (15, 3, 9, 7, 1, 10, 2). He was named honorable mention All-Big Ten by the coaches and media. His two-yard rushing score against Nebraska was the 20th rushing touchdown of his career. He is the 11th player in school history to have 20 career rushing touchdowns. He also has one career receiving touchdown. Sargent ranked seventh in the Big Ten averaging 5.7 yards per carry.

Sargent rushed 15 times for 101 yards against Penn State, his first 100-yard rushing game of the season and the third of his career. He finished his career with 1,740 career rushing yards, 20th all-time in program history.

DUNCAN GETTING HIS KICKS

Senior K Keith Duncan made 14-of-18 on field goal attempts in 2020. His 14 made field goals led the conference. He kicked four field goals, including two in the fourth quarter, against Nebraska. His first fourth-quarter field goal against Nebraska (48 yards) broke a 20-20 tie and helped him earn Big Ten co-Player of the Week honors. Duncan finished his career with 252 career points, sixth most in program history.

Duncan was named second-team All-Big Ten by the Associated Press and third-team All-Big Ten by Big Ten coaches and media. He was a semifinalist for the Burlsworth Award, presented to the most outstanding football player in America who began his career as a walk-on.

Duncan is Iowa's all-time career leader in field goal percentage (82.5). He made 52-of-63 career field goal attempts. His 52 career field goals made rank fourth in program history. He was 21-of-21 in his career inside 30 yards, has a school-

record 20 field goals made of 40 or more yards and made 62 consecutive PATs to ended his career. The only missed PAT of his career was blocked.

Duncan had two game-winning field goals in his career. He kicked a 33-yard field goal as time expired to defeat No. 2 Michigan, 14-13, at home in 2016. He connected on a 48-yard attempt to give Iowa a 27-24 lead with one second left at Nebraska in 2019.

DUNCAN NAMED BIG TEN CO-SPECIAL TEAMS PLAYER OF THE WEEK vs. NEBRASKA

K Keith Duncan was named Big Ten Co-Special Teams Player of the Week following No. 24 Iowa's 26-20 win against Nebraska on Nov. 27 to retain the Heroes Trophy for the sixth straight year.

Duncan tied his career high by connecting on four field goals (32, 33, 48, 37) against the Huskers. He was good on two field goals in the fourth quarter, including a 48-yard attempt that broke a 20-20 tie. The two fourth-quarter field goals proved to be the difference in the game, helping Iowa retain the Heroes Trophy and extending the Hawkeyes' winning streak against Nebraska to six.

THAT'S NOT A PUNT, THIS IS A PUNT

Melbourne, Australia, native Tory Taylor was named Eddleman-Fields Big Ten Punter of the Year and first-team All-Big Ten by the coaches, media and Associated Press. He ranked third in the Big Ten and 19th in the country averaging 44.1 yards per punt. The freshman downed 18 of his 40 punts inside the 20. He had nine punts of 50-plus yards, with a career-high 61 yard punt Week 3 vs. Michigan State. Only six of Taylor's 32 punts were returned (31 yards). Iowa ranked fifth nationally and No. 1 in the Big Ten in net punting (42.9).

Taylor was one of 10 semifinalists for the Ray Guy Award and was named a first-team Freshman All-American by the FWAA.

TROPHY COLLECTION

The Hawkeyes are 22-4 in their last 26 trophy games, including a 19-4 mark in their last 23 rivalry trophy games (Iowa State, Minnesota, Nebraska, Wisconsin) and a 3-0 mark in their last three bowl appearances. Iowa defeated Boston College, 27-20, at the 2017 Pinstripe Bowl; #18 Mississippi State, 27-22, at the 2019 Outback Bowl; and #22 USC, 49-24, at the 2019 Holiday Bowl. Iowa's 2020 Music City Bowl game was cancelled.

In Iowa's three trophy games of 2020, the Hawkeyes defended Floyd of Rosedale at Minnesota on Nov. 13 (W, 35-7), the Heroes Trophy with a 26-20 win on Nov. 27 against Nebraska and reclaimed the Heartland Trophy on Dec. 12 with a 28-7 win vs. Wisconsin. Iowa will maintain possession of the Cy-Hawk Trophy vs. Iowa State due to the Big Ten's decision to play a conference-only schedule. Iowa won the last meeting against Iowa State, 18-17, in Ames, Iowa, on Sept. 14, 2019.

Trophy	Opponent	Date	Result
Floyd of Rosedale	at Minnesota	11/13	W, 35-7
Heroes	vs. Nebraska	11/27	W, 26-20
Heartland	vs. Wisconsin	12/12	W, 28-7

OFFENSIVE LINE NAMED SEMIFINALIST FOR JOE MOORE AWARD

Iowa's offensive line unit was one of 11 semifinalists for the 2020 Joe Moore Award, given to the top offensive line unit in college football. Iowa was one of two Big Ten units (Ohio State) to be named a semifinalist. The Hawkeyes' offensive line won the award in 2016.

Iowa ranked second in the Big Ten in scoring (31.8), while averaging 368.6 yards total offense and 171.0 rushing yards per game.

Most recently, Iowa's offensive line helped the Hawkeyes rush for 127 yards and gain 338 yards of total offense against a Wisconsin defense that was allowing only 72.3 yards rushing and 229.3 total yards per game.

Three Hawkeyes started all eight games on Iowa's offensive front; senior Alaric Jackson at left tackle, sophomore center Tyler Linderbaum, and senior guard Cole Banwart, who started at both left and right guard positions.

Working through a number of injuries, three different Hawkeyes started at right tackle.

Graduate transfer Coy Cronk started the opening two games at right tackle but missed six games due to injury. Junior Mark Kallenberger started at that position in wins over Michigan State, at Minnesota and at Penn State, before suffering an injury and missing two games. Sophomore Jack Plumb started at right tackle in wins over Nebraska and Illinois before Kallenberger returned to the line-up against Wisconsin.

Junior Kyler Schott and sophomore Cody Ince rotated at the guard positions with Banwart. Ince started the last six games at left guard. Schott started at left guard in the opening contest and at right guard against Northwestern. He then missed three games due to illness before returning to rotate in the offensive line in Iowa's final two wins.

JONES NAMED BIG TEN SPECIAL TEAMS PLAYER OF THE WEEK vs. MSU

WR Charlie Jones was named Big Ten Special Teams Player of the Week following Iowa's 49-7 win over Michigan State on Nov. 7. The award was the first of Jones' career and the first for a Hawkeye this season.

In the second quarter, Jones returned a punt 54 yards for a touchdown. It was his first career punt return for a touchdown, and Iowa's first since 2018 (Kyle Groeneweg, 61 yards at Illinois).

Jones totaled 105 punt return yards on five returns (21.0 avg). He also had two rushes for 38 yards to tally a game-high 143 all-purpose yards.

VANVALKENBURG NAMED BIG TEN DEFENSIVE PLAYER OF THE WEEK vs. MINNESOTA

DE Zach VanValkenburg was named the Big Ten Defensive Player of the Week following Iowa's 35-7 win at Minnesota on Nov. 13. The award was the first of VanValkenburg's career, and the second weekly conference honor for the Hawkeyes.

VanValkenburg posted five total tackles (four solo) and a career-high three sacks (15 yards) to help Iowa retain the Floyd of Rosedale trophy. The three sacks were the most by a Hawkeye since A.J. Epenesa registered 4.5 sacks against Nebraska in 2019. VanValkenburg was a key cog in the Iowa defense that nearly posted a shutout against a Minnesota offense that entered the contest averaging 36.3 points per game.

SMITH-MARSETTE NAMED BIG TEN OFFENSIVE PLAYER OF THE WEEK vs. WISCONSIN

WR Ihmir Smith-Marsette was named Big Ten Offensive Player of the Week following No. 16 Iowa's 28-7 win against Wisconsin on Dec. 12. The win helped Iowa regain possession of the Heartland Trophy.

Smith-Marsette tied his career high with seven receptions and recorded a career-best 140 receiving yards. He caught touchdowns of 19 and 53 yards, the 19th and 20th touchdowns of his career. The 140 receiving yards are the most by a Hawkeye since WR Marvin McNutt had 151 yards against Purdue in 2011.

BIG NIEMANN ON CAMPUS

Senior LB Nick Niemann, a third-team All-Big Ten selection by the coaches and honorable mention by the media, led the Hawkeyes and ranked fifth in the Big Ten with 77 tackles. He entered the season with 80 career tackles, including a season-high 43 as a sophomore in 2018. He recorded a career-best 17 tackles Week 5 at Penn State, the most by a Hawkeye since LB Anthony Hitchens made 19 stops against Iowa State in 2012. Niemann was one of three Hawkeyes this season to register 13 or more tackles in a single game (FS Jack Koerner 13 vs. Purdue; LB Seth Benson 13 vs. Northwestern).

BENSON STARTS AND FINISHES

Sophomore LB Seth Benson started the last seven games of the season, his first career starts. He was Iowa's leading tackler in weeks 2-3 and tied for the team lead in Week 4. He recorded a career-high 13 tackles in his first career start Week 2 against Northwestern. It was Benson's first appearance of the season after missing the opener with an injury. He had a team-high eight tackles Week 3 vs. Michigan State, and tied for the team lead with seven stops at Minnesota. His 47 tackles rank second on the team. Benson appeared in all 13 games as a redshirt freshman in 2019, and saw limited action in three games as a true freshman in 2018. He entered his first career start with 11 career tackles.

GOING THE OTHER WAY

The Hawkeyes ranked third in the Big Ten with 11 interceptions (Indiana 17; Northwestern 14). Iowa has 64 interceptions since 2017, tied for the most by any team in the country.

The Hawkeyes had at least one interception in 12 straight games before not collecting an interception Week 6 vs. Nebraska. Iowa had 18 total interceptions during that stretch. Iowa intercepted two passes in the season opener, one in Week 2, three in Week 3, two in Week 4, and two in Week 5. The last time Iowa had a stretch of at least 12 games with an interception was 2008, when the Hawkeyes intercepted a pass in each of the 13 games.

FS Jack Koerner tied for sixth in the Big Ten with three interceptions. LB Barrington Wade and DB Riley Moss each have two interceptions. LB Jack Campbell, DE Chauncey Golston, DB Matt Hankins and DL Daviyon Nixon each had one.

Moss returned his interception 54 yards Week 3 against Michigan State to extend the Hawkeyes' streak of consecutive seasons with a pick-six to 13. Iowa has had at least one

interception returned for a touchdown in 18 of the last 20 seasons. Nixon returned his interception 71 yards for a pick six Week 5, the 14th longest interception return in program history.

REINVENTING THE STADIUM WAVE

In a tradition that started at the 2017 season opener, players, coaches, and fans inside Kinnick Stadium exchange waves at the end of the first quarter with patients and families inside the UI Stead Family Children's Hospital. The tradition continued in 2020, with limited fans inside Kinnick Stadium.

The UI Stead Family Children's Hospital opened in 2017. It is connected to the south end of the University of Iowa Hospitals and Clinics and overlooks Kinnick Stadium from the southeast grandstands. During Iowa football home games, patients and their families can watch the game from the top floor (Level 12), one of the highest vantage points in Iowa City. Due to the COVID pandemic, patients and their families must stay in their rooms and wave in 2020.

The University of Iowa football program received the prestigious 2017 Disney Sports Spirit Award after launching the heart-warming tradition that touched the lives of scores of young patients at the University's Stead Family Children's Hospital.

FRIDAY NIGHT LIGHTS

The Big Ten Conference announced Oct. 12 that Iowa would play two Friday games in 2020. The Hawkeyes defended Floyd of Rosedale under the lights at Minnesota on Nov. 13, defeating the Gophers, 35-7. Iowa defended the Heroes Trophy on Nov. 27, defeating Nebraska at Kinnick Stadium, 26-20.

IOWA LEADERSHIP GROUP

The University of Iowa football program's Leadership Group included 22 student-athletes -- nine seniors, two juniors, seven sophomores, and four redshirt freshmen. The purpose of the group is to assist in formulating policies and being involved in team decision-making throughout the year. Players were selected following coaching staff and player input.

The group consisted of seniors Cole Banwart, Keith Duncan, Chauncey Golston, Matt Hankins, Alaric Jackson, Nick Niemann, Mekhi Sargent, Austin Schulte and Brandon Smith; juniors, Ivory Kelly-Martin and Jack Koerner; sophomores Dane Belton, Seth Benson, Jack Campbell, Tyler Linderbaum, Spencer Petras, and Tyrone Tracy, Jr.; and redshirt freshmen Jermari Harris, Desmond Hutson, Logan Lee, and Alex Padilla.

PHIL PARKER, DEFENSIVE COORDINATOR

One of 15 semifinalists for Broyles Award
One of five finalists for Football Scoop Defensive Coordinator of the Year

OFFENSIVE LINE

Joe Moore Award semifinalist

NICK ANDERSON

Academic All-Big Ten

COLE BANWART

Comeback Player of the Year
Third-team All-America by Pro Football Focus
Second-team All-Big Ten, coaches and media
Second-team All-Big Ten by Associated Press
Second-team All-Big Ten by Phil Steele

DANE BELTON

Honorable mention All-Big Ten, coaches and media

SETH BENSON

Honorable mention All-Big Ten, media
Academic All-Big Ten

SHAUN BEYER

Academic All-Big Ten
Coaches Appreciation Award, offense

JACK CAMPBELL

Academic All-Big Ten

JACK COOMBS

Academic All-Big Ten

DALLAS CRADDIETH

Team Leader Award, defense

COY CRONK

Outland Trophy preseason Watch List
Preseason third-team All-Big Ten by Pick Six Previews

BRENDAN DEASFERNANDES

Team Leader Award, special teams

COLTON DINSDALE

Academic All-Big Ten

KEITH DUNCAN

Permanent Team Captain, special teams
Hayden Fry Award
Reggie Roby Special Team Award, specialist
Brett Greenwood Award
Forest Evashevski Scholastics Achievement Award
Semifinalist for Burlsworth Award
Second-team All-Big Ten by Associated Press
Third-team All-Big Ten, coaches and media
Fourth-team All-Big Ten by Phil Steele
Academic All-Big Ten
Big Ten Conference Co-Special Teams Player of the Week vs. Nebraska
Lou Groza Award preseason Watch List
Preseason first-team All-America by Associated Press
Preseason first-team All-America by USA Today
Preseason first-team All-America by Walter Camp
Preseason first-team All-America by Phil Steele
Preseason first-team All-America by Athlon Sports
Preseason first-team All-Big Ten by Athlon Sports
Preseason first-team All-Big Ten by Phil Steele

MATT FAGAN

Academic All-Big Ten

NOAH FENSKE

Academic All-Big Ten

KYLER FISHER

Next Man In Award, special teams

JACKSON FRERICKS

Academic All-Big Ten
Team Leader Award, offense

CHAUNCEY GOLSTON

Permanent Team Captain, defense
Hayden Fry Award
Honorable mention All-America by Phil Steele
First-team All-Big Ten, coaches and media
First-team All-Big Ten by Associated Press
First-team All-Big Ten by Phil Steele
Semifinalist for Lott IMPACT Trophy
Senior Bowl
Bronko Nagurski Award preseason Watch List
Lott IMPACT Trophy preseason Watch List
Preseason second-team All-Big Ten by Athlon Sports
Preseason second-team All-Big Ten by Phil Steele
Preseason second-team All-Big Ten by Pick Six Previews

TYLER GOODSON

First-team All-Big Ten, coaches and media
First-team All-Big Ten by Associated Press
Second-team All-Big Ten by Phil Steele
Doak Walker Award preseason Watch List
Preseason second-team All-Big Ten by Athlon Sports
Preseason third-team All-Big Ten by Phil Steele

MATT HANKINS

Coaches Appreciation Award, defense
Honorable mention All-Big Ten, media
Preseason third-team All-Big Ten by Phil Steele
Preseason fourth-team All-Big Ten by Athlon Sports

THOMAS HARTLIEB

Team Leader Award, special teams

JACK HEFLIN

Coaches Appreciation Award, defense
Hula Bowl

CODY INCE

Fourth-team All-Big Ten by Phil Steele
Honorable mention All-Big Ten, coaches and media

ALARIC JACKSON

Coaches Appreciation Award, offense
Second-team All-America by America Football Coaches Association (AFCA)
Third-team All-America by Phil Steele
First-team All-Big Ten, coaches and media
First-team All-Big Ten by Associated Press
First-team All-Big Ten by Phil Steele
Senior Bowl
Outland Trophy preseason Watch List
Preseason first-team All-America by Pick Six Previews
Preseason second-team All-America by Athlon Sports
Preseason third-team All-America by Phil Steele
Preseason first-team All-Big Ten by Phil Steele
Preseason first-team All-Big Ten by Athlon Sports
Preseason first-team All-Big Ten by Pick Six Previews

CHARLIE JONES

Team Hustle Award, special teams
Honorable mention All-America by Phil Steele
First-team All-Big Ten by Phil Steele
Second-team All-Big Ten, coaches
Third-team All-Big Ten, media
Big Ten Conference Special Teams Player of the Week vs. Michigan State

MARK KALLENBERGER

Honorable mention All-Big Ten, media

CONNOR KAPISAK

Academic All-Big Ten

IVORY KELLY-MARTIN

Team Hustle Award, special teams

LOGAN KLEMP

Academic All-Big Ten

JACK KOERNER

Team Hustle Award, defense
Comeback Player of the Year
Second-team All-Big Ten, media
Second-team All-Big Ten by Associated Press
Second-team All-Big Ten by Phil Steele
Third-team All-Big Ten, coaches
Preseason third-team All-Big Ten by Athlon Sports

ALEC KRITTA

Academic All-Big Ten

SAM LAPORTA

Team Hustle Award, offense
Fourth-team All-Big Ten by Phil Steele
Honorable mention All-Big Ten, coaches and media
John Mackey Award preseason Watch List
Preseason fourth-team All-Big Ten by Athlon Sports

TYLER LINDERBAUM

Permanent Team Captain, offense
Most Valuable Player, offense
Hayden Fry Award
Iron Hawk Award
Finalist for Rimington Trophy
First-team All-America by Pro Football Focus
First-team All-America by The Athletic
Second-team All-America by Associated Press
Second-team All-America by Football Writers Association of America (FWAA)
Second-team All-America by Walter Camp Foundation
Second-team All-America by Phil Steele
First-team All-Big Ten, media
First-team All-Big Ten by Associated Press
First-team All-Big Ten by Phil Steele
Second-team All-Big Ten, coaches
Academic All-Big Ten
Rimington Trophy Preseason Watch List
Preseason second-team All-America by Associated Press
Preseason third-team All-America by Phil Steele
Preseason third-team All-America by Athlon Sports
Preseason fourth-team All-America by Pick Six Previews
Preseason first-team All-Big Ten by Athlon Sports
Preseason second-team All-Big Ten by Phil Steele
Preseason second-team All-Big Ten by Pick Six Previews

HENRY MARCHESE

Coaches Appreciation Award, special teams

JOSIAH MIAMAN

Academic All-Big Ten

RILEY MOSS

Third-team All-Big Ten by Phil Steele
Honorable mention All-Big Ten, coaches and media

NICK NIEMANN

Permanent Team Captain, defense
Hayden Fry Award
Third-team All-Big Ten, coaches
Third-team All-Big Ten by Phil Steele
Honorable mention All-Big Ten, media
Academic All-Big Ten

DAVIYON NIXON

Most Valuable Player, defense
Unanimous Consensus All-American
Nagurski-Woodson Big Ten Defensive Player of the Year
Smith-Brown Big Ten Defensive Lineman of the Year
Big Ten Defensive Player of the Year by Associated Press
Finalist for Outland Trophy
Finalist for Bronko Nagurski Award
Semifinalist for Bednarik Award
First-team All-America by Walter Camp Foundation
First-team All-America by Associated Press
First-team All-America by Football Writers Association of America (FWAA)
First-team All-America by America Football Coaches Association (AFCA)
First-team All-America by Sporting News
First-team All-America by ESPN
First-team All-America by The Athletic
First-team All-America by Phil Steele
First-team All-Big Ten, coaches and media
First-team All-Big Ten by Associated Press
First-team All-Big Ten by Phil Steele
Preseason fourth-team All-Big Ten by Athlon Sports

TURNER PALLISSARD

Coaches Appreciation Award, special teams
Academic All-Big Ten

SPENCER PETRAS

Honorable mention All-Big Ten, media

NICK PHELPS

Academic All-Big Ten

JACK PLUMB

Next Man In Award, offense

MONTE POTTEBAUM

Team Hustle Award, offense
Team Hustle Award, special teams
Academic All-Big Ten

NICO RAGAINI

Team Hustle Award, offense
Preseason first-team All-Big Ten punt return specialist by Phil Steele

TERRY ROBERTS

Reggie Roby Special Team Award, overall

MEKHI SARGENT

Permanent Team Captain, offense
Coaches Appreciation Award, offense
Coaches Appreciation Award, special teams
Honorable mention All-Big Ten, coaches and media
Hula Bowl (team MVP)
Doak Walker Award preseason Watch List

KYLER SCHOTT

Honorable mention All-Big Ten, coaches and media

AUSTIN SCHULTE

Coaches Appreciation Award, defense

BRYCE SCHULTE

Academic All-Big Ten

QUINN SCHULTE

Academic All-Big Ten

CALEB SHUDAK

Coaches Appreciation Award, special teams
Academic All-Big Ten

IHMIR SMITH-MARSETTE

Honorable mention All-Big Ten, offense and special teams, coaches and media

Big Ten Conference Offensive Player of the Week vs. Wisconsin

Paul Hornung Award preseason Watch List

Biletnikoff Award preseason Watch List

Preseason first-team All-America return specialist by USA Today

Preseason first-team All-America kick return specialist by Athlon Sports

Preseason third-team All-America kick return specialist by Phil Steele

Preseason first-team All-Big Ten return specialist by Athlon Sports

Preseason first-team All-Big Ten kick return specialist by Phil Steele

Preseason third-team All-Big Ten wide receiver by Pick Six Previews

Preseason fourth-team All-Big Ten wide receiver by Athlon Sports

AUSTIN SPIEWAK

Academic All-Big Ten

LOUIE STEC

Academic All-Big Ten

Team Leader Award, defense

TORY TAYLOR

Reggie Roby Special Team Award, specialist

First-team Freshman All-America by Football Writers Association of America (FWAA)

Eddleman-Fields Big Ten Punter of the Year

Second-team All-America by The Athletic

Freshman All-America by 247Sports.com

First-team All-Big Ten, coaches and media

First-team All-Big Ten by Associated Press

First-team All-Big Ten by Phil Steele

Semifinalist for Ray Guy Award

FWAA Freshman All-America Watch List

Ray Guy Award Watch List

CLAYTON THURM

Academic All-Big Ten

ZACH VAN VALKENBURG

Team Hustle Award, defense

Second-team All-Big Ten, coaches and media

Fourth-team All-Big Ten by Phil Steele

Big Ten Conference Defensive Player of the Week vs. Minnesota

BARRINGTON WADE

Next Man In Award, defense

JOHN WAGGONER

Academic All-Big Ten

ISAIAH WAGNER

Team Leader Award, offense

Purdue 24, Iowa 20

Oct. 24, 2020 -- Ross-Ade Stadium -- West Lafayette, Indiana

Iowa _____ 0 ___ 17 ___ 0 ___ 3 ___ 20 **Attendance:** 500
Purdue _____ 7 ___ 7 ___ 0 ___ 10 ___ 24 **Temperature:** 51 degrees

GAME NOTES

QB Spencer Petras finished the game with 265 yards passing, the most by a Hawkeye quarterback in his first career start since Jon Beutjer in 2000 (380). Petras started the game 1-for-6 with three passing yards, and finished the first half completing 13 of his 15 throws for 171 yards. He was 14-of-21 in the first half for 174 yards passing. He added one rushing touchdown.

QB Spencer Petras is the fifth Hawkeye quarterback in the Ferentz era to make his first career start on opening day (Petras, Stanley, Rudock, Tate, Chandler).

QB Spencer Petras scored Iowa's first touchdown of the season, a 1-yard touchdown rush. It is his second career rushing touchdown.

TE Sam LaPorta led Iowa with a career-high 71 receiving yards.

RB Tyler Goodson tied his career-high with five receptions. His 40-yard reception was a career long.

FS Jack Koerner led Iowa with 13 tackles, tying a career high. DB Riley Moss added a career high seven tackles. DT Daviyon Nixon (7) and CB Julius Brents (4) also tied their career best in tackles.

LB Barrington Wade had a career-high five tackles and added his first career sack (9 yards) and interception (9 yards).

Iowa had 460 yards total offense, its highest total in a Big Ten game since 2018 against Indiana (479).

Purdue scored first, marking the first time since Nov. 9, 2019 (vs. Wisconsin) that Iowa trailed in a game. The Hawkeyes ended 2019 on a four-game winning streak and did not trail in any of those four games.

GAME TIME: 3 hours, 21 minutes

SCORING SUMMARY

First Quarter

PU -- David Bell, 9-yard pass from O'Connell (Dellinger kick)

Second Quarter

IA -- Spencer Petras, 1-yard touchdown rush (Duncan kick)

IA -- Mekhi Sargent, 1-yard touchdown rush (Duncan kick)

PU -- David Bell, 11-yard pass from O'Connell (Dellinger kick)

IA -- Keith Duncan, 27-yard field goal

Fourth Quarter

IA -- Keith Duncan, 33-yard field goal

PU -- J.D. Dellinger, 29-yard field goal

PU -- David Bell, 6-yard touchdown (Dellinger kick)

IOWA	TEAM STATS	PURDUE
19	First Downs	24
36-195	Rushes-Yards	27-104
265	Passing Yards	282
22-39-0	Com-Att-Int	31-50-2
75-460	Total Offense	77-386
6-44.2	Punts-Avg.	6-47.5
3-2	Fumbles-Lost	0-0
10-100	Penalties-Yards	43-21
29:49	Possession Time	30:11

INDIVIDUAL LEADERS

RUSHING:

IOWA: Goodson 16-77; Sargent 11-71, 1 TD; Kelly-Martin 4-29

PU: Horvath 21-129

PASSING:

IOWA: Petras 22-39-265, 0 TD, 0 INT

PU: O'Connell 31-50-282, 3 TD, 0 INT

RECEIVING:

IOWA: LaPorta 5-71; Goodson 5-59; Rigaini 4-61

PU: Bell 13-121, 3TD; Milton 7-85;

TACKLES:

IOWA: Koerner 13; Nieman 8; Moss 7; Nixon 7

PU: Alexander 10; Trice 7

Northwestern 21, Iowa 20

Oct. 31, 2020 -- Kinnick Stadium -- Iowa City, Iowa

Northwestern _____ 0 ___ 14 ___ 7 ___ 0 ___ 21 **Attendance:** 1,432
Iowa _____ 17 ___ 3 ___ 0 ___ 0 ___ 20 **Temperature:** 61 degrees

GAME NOTES

DT Daviyon Nixon set career highs with 11 tackles and 3.0 tackles for loss. He set a then-career high with 7 tackles Week 1. Through two games, he has 18 tackles, 5.5 tackles for loss, and 2.0 sacks.

WR Ihmir Smith-Marsette set a career high with seven receptions. He had 84 yards receiving to move past Bill Schultz and Dallas Clark in career receiving yards (1,354).

QB Spencer Petras threw his first career touchdown, a 7-yard toss to WR Brandon Smith in the first quarter. Petras completed 26 passes on 50 attempts. No Hawkeye since at least 1982 completed more passes or had more attempts in their Kinnick Stadium debut. The 50 attempts are the most by a Hawkeye quarterback since Jake Rudock threw 56 times against Maryland in 2014. The 26 attempts are the most by a Hawkeye quarterback since Nate Stanley completed 27 passes against Northwestern in 2018.

K Keith Duncan scored eight points to move past Mark Weisman for 11th all-time in career scoring (200). He connect on field goals of 22 and 47 yards, and has made nine consecutive field goal attempts.

LB Seth Benson had a game and career-high 13 tackles in his first career start. Riley Moss (9) and Zach VanValkenburg (7) also had career highs in tackles.

FS Jack Koerner intercepted a pass in the fourth quarter, his first of the season and second of his career.

TE Sam LaPorta matched his career high with six receptions.

The Hawkeyes' last eight losses have been one-possession games. Those eight losses have been by a combined 30 points.

Iowa had won five straight games when recovering at least two opponent fumbles. Its last loss with two fumble recoveries was against Nebraska in 2012 (L, 13-7).

GAME TIME: 3 hours, 16 minutes

SCORING SUMMARY

First Quarter

IA -- Brandon Smith, 7-yard pass from Petras (Duncan kick)

IA -- Tyler Goodson, 15-yard touchdown rush (Duncan kick)

IA -- Keith Duncan, 22-yard field goal

Second Quarter

NU -- Kyric McGowan, 3-yard touchdown rush (Kuhbander kick)

IA -- Keith Duncan, 47-yard field goal

NU -- Jesse Brown, 1-yard touchdown rush (Kuhbander kick)

Third Quarter

NU -- Jesse Brown, 2-yard touchdown rush (Kuhbander kick)

NORTHWESTERN	TEAM STATS	IOWA
18	First Downs	20
60-143	Rushes-Yards	23-77
130	Passing Yards	216
11-18-1	Com-Att-Int	26-51-3
78-273	Total Offense	74-293
6-41.7	Punts-Avg.	4-196
3-2	Fumbles-Lost	0-0
6-45	Penalties-Yards	3-20
33:33	Possession Time	26:27

INDIVIDUAL LEADERS

RUSHING:

NU: Isaih Bowser 25-85; Ramsey 12-26; Brown 10-21 2 TD

IOWA: Goodson 13-43; Sargent 4-20; Petras 5-14

PASSING:

NU: Ramsey 11-18-130, 0 TD, 1 INT

IOWA: Petras 26-50-3, 1 TD, 3 INT

RECEIVING:

NU: McGowan 5-63; Chiaokhiao 4-37

IOWA: Smith-Marsette 7-84; LaPorta 6-46; Smith 3-19 1 TD

TACKLES:

NU: Bergin 12; Fisher 11; Gallagher 11

IOWA: Benson 13; Nixon 11; Niemann 10

Iowa 49, Michigan State 7

Nov. 7, 2020 -- Kinnick Stadium - Iowa City, Iowa

 Michigan State 0 0 0 7 0 7 **Attendance:** 1,441
 Iowa 14 21 7 7 7 49 **Temperature:** 66 degrees

GAME NOTES

Kirk Ferentz won his 163rd game as a member of the Big Ten Conference, passing Joe Paterno for fourth all-time in league history. Ferentz is one of five coaches in Big Ten Conference history to win at least 150 games as a member of the Big Ten Conference.

RB Tyler Goodson rushed for 113 yards. His 71-yard rush in the third quarter is a career long and pushed him over the 100 yard mark, his second career 100-yard rushing game. He had two rushing touchdowns (3, 9), his first career multi-touchdown game. Goodson has seven rushing touchdowns over the last seven games.

DB Riley Moss's 54-yard interception return for a touchdown was Iowa's first interception return for a touchdown since the 2019 Holiday Bowl (Nick Niemann). Iowa has at least one pick-six in 13 consecutive seasons, and at least one interception returned for a touchdown in 18 of the last 20 seasons.

WR Charlie Jones returned a punt 54 yards for a touchdown in the second quarter. It is his first career punt return for a touchdown, and Iowa's first since 2018 (Kyle Groenenweg, 61 yards at Illinois). Jones had a then career-best 31-yard punt return in the second quarter to set up Iowa's third touchdown drive.

Jones had 105 punt return yards on five returns (21.0 avg.). In all of 2019, Iowa returned 15 punts for 121 yards (8.1 avg.).

P Tory Taylor averaged 45.9 yards on seven punts, including a career-long 61 yard punt in the second quarter. He had two punts of 50-plus yards and five punts downed inside the 20. Taylor entered the game leading the Big Ten with 46.1 yards per punt.

Iowa scored 49 points, the most in series history. It is the third time in the series Iowa top 40 points (44 in 2002, 41 in 1980). The 49 points scored are the most by the Hawkeyes at Kinnick Stadium since defeating Ohio State, 55-24 in 2017.

Iowa had three interceptions (Jack Koerner, Barrington Wade, Riley Moss), its first three-interception game since 2018 at Illinois. Iowa has at least one interception in the last 10 games.

Iowa returned a punt and interception for a touchdown in the same game for the first time since 2014 vs. Nebraska (John Lowdermilk 17-yard INT, Drew Ott 12-yard punt).

The Hawkeyes scored a touchdown on offense, defense and special teams for the second time in the last four games (USC at 2019 Holiday Bowl).

Iowa scored a touchdown on its opening drive for the first time this season. The 75-yard touchdown drive was Iowa's longest scoring drive of the season.

INSTANT REPLAY

- 1) Iowa fumble recovery returned for a touchdown (overtaken)

GAME TIME: 3 hours, 20 minutes

SCORING SUMMARY
First Quarter

IA -- Tyler Goodson, 3-yard touchdown rush (Duncan kick)
 IA -- Brandon Smith, 14-yard pass from Petras (Duncan kick)

Second Quarter

IA -- Tyler Goodson, 9-yard touchdown rush (Duncan kick)
 IA -- Charlie Jones, 54-yard punt return (Duncan kick)
 IA -- Riley Moss, 54-yard interception return (Duncan kick)

Third Quarter

MSU -- Tyler Hunt, 1-yard touchdown rush (Coghlin kick)
 IA -- Mekhi Sargent, 2-yard touchdown rush (Duncan kick)

Fourth Quarter

IA -- Mekhi Sargent, 6-yard touchdown rush (Duncan kick)

MICHIGAN STATE	TEAM STATS	IOWA
10	First Downs	19
32-59	Rushes-Yards	226
227	Passing Yards	179
17-38-3	Com-Att-Int	16-29-0
70-286	Total Offense	70-405
10-40.5	Punts-Avg.	7-45.9
1-0	Fumbles-Lost	1-0
8-55	Penalties-Yards	6-35
27:55	Possession Time	32:05

INDIVIDUAL LEADERS
RUSHING:

MSU: Simmons 9-34; Wright 5-15
 IOWA: Goodson 14-113, 2 TD;
 Jones 2-38; Sargent 9-31

PASSING:

MSU: Lombardi 17-37-227 0 TD, 3 INT
 IOWA: Petras 15-27-167, 1 TD

RECEIVING:

MSU: Nailor 4-119; Gillison 3-26
 IOWA: Tracy 4-38; Smith 3-35 1 TD;
 Ragaini 3-32

TACKLES:

MSU: Dowell 7; Henderson 6
 IOWA: Benson 8; Niemann 7; Golston 6

Iowa 35, Minnesota 7

Nov. 13, 2020 -- TCF Bank Stadium -- Minneapolis, Minn.

 Iowa 7 7 0 21 35 **Attendance:** 771
 Minnesota 0 0 0 7 7 **Temperature:** 33 degrees

GAME NOTES

Iowa retained possession of Floyd of Rosedale. The series is tied 42-42-2 with Floyd of Rosedale on the line. Iowa has won 16 of the last 20 meetings against Minnesota, and is 17-4 in its last 21 rivalry trophy games (Iowa State, Minnesota, Nebraska, Wisconsin).

RB Tyler Goodson rushed for a career-high 142 yards. It is his second straight 100-yard rushing game, and the third of his career. Goodson had two rushing touchdowns (7, 1), his second straight game with two rushing touchdowns. He has started the last eight games at running back. He has nine rushing touchdowns over the last seven games.

FS Jack Koerner recorded an interception in the second quarter, his third straight game with an interception.

DB Riley Moss intercepted a pass in the fourth quarter (57 yard return), his second of the season and his fourth career interception against Minnesota. Moss had two interceptions in 2018 in his first career start, and had an interception in 2019 on Minnesota's final play of the game. Moss's 57-yard interception returns ties for the 23rd longest in school history.

Koerner blocked Minnesota's 39-yard field goal attempt. It is Iowa's first blocked field goal since 2017 (Anthony Nelson vs. Penn State).

DL Zach VanValkenburg had a career-high three sacks, the most by a Hawkeye since A.J. Epenesa had 4.5 against Nebraska in 2019.

LB Jack Campbell made his first appearance of the season and had a career-high five tackles.

WR Nico Ragaini scored his first career rushing touchdown (1 yard) in the first quarter. It was his second career rush attempt.

The Hawkeyes have at least one interception in 11 straight games. They have 16 interceptions during that stretch. The last time Iowa had a stretch of at least 11 games with an interception was 2008, when the Hawkeyes intercepted a pass in each of the 13 games.

Minnesota scored its only points of the game with 14 seconds left in the fourth quarter. The Gophers came into the game averaging 36.3 points per game.

Iowa has not trailed in a game against the Gophers since the fourth quarter in 2016, a span of 245 minutes and 28 seconds.

Kirk Ferentz won his 164th game as a member of the Big Ten Conference. Ferentz is one of five coaches in Big Ten Conference history to win at least 150 games as a member of the Big Ten Conference.

INSTANT REPLAY

- 1) Potential targeting on Minnesota (targeting confirmed)
- 2) Personal foul/targeting on Iowa (reversed)

GAME TIME: 3 hours, 14 minutes

SCORING SUMMARY
First Quarter

IA -- Nico Ragaini, 1-yard touchdown rush (Duncan kick)

Second Quarter

IA -- Tyler Goodson, 7-yard touchdown rush (Duncan kick)

Fourth Quarter

IA -- Ihmir Smith-Marsette, 8-yard pass from Petras (kick failed)
 IA -- Tyler Goodson, 1-yard touchdown rush (Goodson run)
 IA -- Mekhi Sargent, 14-yard touchdown rush (Duncan kick)
 MN -- Bateman, 4-yard pass from Morgan (Lantz kick)

IOWA	TEAM STATS	MINNESOTA
20	First Downs	19
35-235	Rushes-Yards	40-145
111	Passing Yards	167
9-18-1	Com-Att-Int	16-33-2
53-346	Total Offense	312
3-133	Punts-Avg.	6-221
0-0	Fumbles-Lost	0-0
2-25	Penalties-Yards	8-85
23:50	Possession Time	36:10

INDIVIDUAL LEADERS
RUSHING:

IOWA: Goodson 20-142, 2 TD;
 Sargent 9-86, 1 TD
 MINN: Mohamed 33-144

PASSING:

IOWA: Petras 9-18-111, 1 TD, 1 INT
 MINN: Morgan 16-33-167, 1 TD, 2 INT

RECEIVING:

IOWA: Tracy 3-36; Smith-Marsette 2-20, 1 TD
 MINN: Bateman 8-111, 1 TD,
 Autman-Bell 3-24

TACKLES:

IOWA: Benson 7; Niemann 7
 MINN: Durr 5, Otomewo 4

Iowa 41, Penn State 21

Nov. 21, 2020 -- Beaver Stadium -- University Park, Pa.

Iowa _____ 3 ___ 21 ___ 7 ___ 10 ___ 41 **Attendance:** 1,500
Penn State _____ 7 ___ 0 ___ 14 ___ 0 ___ 21 **Temperature:** 54 degrees

GAME NOTES

Kirk Ferentz has 100 Big Ten wins as Iowa's head coach, the fourth most of any coach in Big Ten Conference history. He joins Woody Hayes (153), Bo Schembechler (143) and Amos Alonzo Stagg (115) in the 100 Win Club.

LB Nick Niemann had a career-high 17 tackles, the most by a Hawkeye since Anthony Hitchens had 19 tackles against Iowa State in 2012.

DL Zach VanValkenburg recovered two fumbles. Iowa scored touchdowns on both possessions following the turnover.

DE Chauncey Golston recorded an interception in the fourth-quarter, his first of the season and the third of his career.

DT Daviyon Nixon recorded his first career interception in the fourth quarter and returned it 71 yards for a touchdown. The 71 yard return ties for the 14th longest in program history. Iowa has two interceptions returned for a touchdown this season, and at least one pick-six in 13 consecutive seasons, and at least one interception returned for a touchdown in 18 of the last 20 seasons.

RB Mekhi Sargent rushed 15 times for 101 yards, his first 100-yard rushing game of the season and the third of his career. He has six rushing touchdowns this season (1, 2, 6, 14, 1, 1), and five in the last three games. Sargent has 20 career touchdowns (19 rush, 1 receiving). He is the 17th player in program history to score 20 or more career touchdowns.

RB Tyler Goodson had a 10-yard rushing touchdown in the second quarter. Goodson has 10 rushing touchdowns in the last nine games.

Iowa has held leads of at least 17 points in each of the last four games.

The win is Iowa's first against Penn State since 2010 (six games). Iowa allowed only 62 yards rushing in the game, its fewest against the Nittany Lions since that win in 2010 (54 yards).

Iowa has scored 30-plus points in three straight Big Ten Conference games for the first time since 2015 (5 games). Iowa had four rushing touchdowns in each of the last three games.

Kirk Ferentz won his 165th game as a member of the Big Ten Conference. Ferentz is one of five coaches in Big Ten Conference history to win at least 150 games as a member of the Big Ten Conference.

INSTANT REPLAY

1) Sam LaPorta touchdown reception (reversed, short of goal line)

GAME TIME: 3 hours, 26 minutes

SCORING SUMMARY

First Quarter

IA -- Keith Duncan, 40-yard field goal

PSU - Keyvone Lee, 6-yard touchdown rush (Pinegar kick)

Second Quarter

IA -- Tyler Goodson, 10-yard touchdown rush (Duncan kick)

IA -- Mekhi Sargent, 1-yard touchdown rush (Duncan kick)

IA -- Mekhi Sargent, 1-yard touchdown rush (Duncan kick)

Third Quarter

IA -- Spencer Petras, 3-yard touchdown rush (Duncan kick)

PSU - Brenton Strange, 28-yard reception from Clifford (kick failed)

PSU - Jahan Dotson, 68-yard pass from Clifford (Keyvone Lee reception)

Fourth Quarter

IA -- Keith Duncan, 24-yard field goal

IA -- Daviyon Nixon, 71-yard interception return (Duncan kick)

IOWA	TEAM STATS	PENN STATE
24	First Downs	19
46-175	Rushes-Yards	35-62
186	Passing Yards	280
18-28-0	Com-Att-Int	26-38-2
74-361	Total Offense	73-342
5-44.4	Punts-Avg.	4-45.2
2-1	Fumbles-Lost	3-2
6-45	Penalties-Yards	2-15
31:50	Possession Time	28:10

INDIVIDUAL LEADERS

RUSHING:

IOWA: Sargent 15-101, 2 TD;

Goodson 20-78, 1 TD

PSU: Levis 15-34, Clifford 6-13

PASSING:

IOWA: Petras 18-28-186

PSU: Clifford 13-22-174, 2 TD, 2 INT

RECEIVING:

IOWA: Ragaini 4-46; LaPorta 3-32; Smith 3-27

PSU: Dotson 8-139 1 TD, Lee 6-41

TACKLES:

IOWA: Niemann 17, Benson 8, Moss 7

PSU: Wade 10, Brisker 8, Luketa 7

Iowa 26, Nebraska 20

Nov. 27, 2020 -- Kinnick Stadium -- Iowa City, Iowa

Nebraska _____ 0 ___ 13 ___ 7 ___ 0 ___ 20 **Attendance:** 1,469
Iowa _____ 10 ___ 3 ___ 7 ___ 6 ___ 26 **Temperature:** 40 degrees

GAME NOTES

RB Mekhi Sargent's 2-yard touchdown rush in the third quarter was his 20th career rushing touchdown. He is the 11th player in program history to have 20 or more rushing touchdowns. He has seven rushing touchdowns this season (1, 2, 6, 14, 1, 1, 2), and six in the last four games.

DL Daviyon Nixon had 8 tackles, including 3.0 tackles for loss. He entered the game with 8.5 TFL, second in the Big Ten.

RB Tyler Goodson rushed for 111 yards on a career-high 30 carries (he had 11 carries for 24 yards at halftime). It is his fourth career 100-yard rushing game, and third this season (113 vs. Michigan State, 142 at Minnesota). The last Hawkeye to rush at least 30 times in a game was Jordan Canzeri, 43 carries vs. Illinois in 2015.

WR Ihmir Smith-Marsette had 3 receptions for 44 yards. He became the 25th player in program history to surpass 1,400 career receiving yards, raising his career total to 1,443.

K Keith Duncan moved into the top five in career field goals made. Duncan connected on four (32,33, 48, 37) field goals, passing Tom Nichol (45) and raising his career total to 48.

DB Terry Roberts recovered a fumbled punt in the fourth quarter. It is Roberts second fumble recovery of the season (Northwestern).

Hawkeyes are 18-4 in their last 22 rivalry trophy games (Iowa State, Minnesota, Nebraska, Wisconsin). Iowa has won six straight against Nebraska and seven of the last eight meetings.

Iowa's opening drive of the second was its longest scoring drive of the season in terms of plays and time of possession (14 plays, 66 yards, 6:18).

INSTANT REPLAY

- 1) Nebraska reception (confirmed)
- 2) Nebraska touchdown (confirmed)

GAME TIME: 3 hours, 16 minutes

SCORING SUMMARY

First Quarter

IA -- Keith Duncan, 32-yard field goal

IA -- Tyrone Tracy, 6-yard pass from Petras (Duncan kick)

Second Quarter

NEB -- Connor Culp, 31-yard field goal

NEB -- Connor Culp, 39-yard field goal

IA -- Keith Duncan, 33-yard field goal

NEB -- Adrian Martinez, 1-yard touchdown rush (Culp kick)

Third Quarter

NEB -- Rahmir Johnson, 12-yard touchdown rush (Culp kick)

IA -- Mekhi Sargent, 2-yard touchdown rush (Duncan kick)

Fourth Quarter

IA -- Keith Duncan, 48-yard field goal

IA -- Keith Duncan, 37-yard field goal

NEBRASKA	TEAM STATS	IOWA
20	First Downs	22
38-143	Rushes-Yards	45-129
195	Passing Yards	193
21-25-0	Com-Att-Int	18-30-1
63-338	Total Offense	75-322
5-185	Punts-Yards	2-81
4-2	Fumbles-Lost	2-0
4-40	Penalties-Yards	2-20
25:36	Possession Time	34:24

INDIVIDUAL LEADERS

RUSHING:

NEB: Robinson 6-42; McCaffrey 5-42

IOWA: Goodson 30-111; Sargent 5-18 1 TD

PASSING:

NEB: Martinez 18-20-174, 0 TD, 0 INT; McCaffrey 3-5,-0 0 TD, 0 INT

IOWA: Petras 18-30-193, 1 TD, 1 INT

RECEIVING:

NEB: Robinson 9-75, Vokolek 3-31

IOWA: LaPorta 5-38; Smith-Marsette 3-44, SMith 3-28

TACKLES:

NEB: Reimer 12, Honas 8, Williams 7, Domann 7, Dismuke 7

IOWA: Niemann 12, Hankins 9, Campbell 8, Nixon 8

#19 Iowa 35, Illinois 21

Dec. 5, 2020 -- Memorial Stadium -- Champaign, Ill.

#19 Iowa	_____	0	_____	13	_____	8	_____	14	_____	35	Attendance: 875
Illinois	_____	7	_____	7	_____	0	_____	7	_____	21	Temperature: degrees

GAME NOTES

Iowa extended its winning streak to five games. Iowa has won five straight in the same season for the first time since 2015, when it opened the season 12-0. Iowa has outscored its last five opponents, 186-76, averaging 37.2 points per game during the winning streak.

The win was Iowa's seventh straight against Illinois.

Iowa trailed Illinois, 14-0, in the second quarter. The last time Iowa won a game in which it trailed by at least 14 points was Nov. 23, 2013. The Hawkeyes trailed Michigan 21-7 in the second quarter, and scored the final 17 points of the game to win, 24-21.

QB Spencer Petras threw a career-high three touchdowns (24 yards to TE Sam LaPorta, 4 yards to WR Ihmir Smith-Marsette, 16 yards to TE Shaun Beyer). Smith-Marsette's 9-yard reception in the first quarter was the 100th reception of his career. His is the 24th player in program history to have 100 or more receptions. LaPorta and Beyer both scored their first career touchdowns.

WR Brandon Smith had a season high 5 receptions and a season-high 58 yards. His 7-yard reception in the third quarter put him over 1,000 career receiving yards. He is the 43rd player in program history to reach 1,000 career receiving yards.

DE Chauncy Golston matched a career high with 8 tackles. DL Daviyon Nixon had 1.5 tackles for loss. He entered the game leading the Big Ten with 11.5 TFL.

K Keith Duncan connected on a 40-yard field goal in the second quarter. It was his 19th career field of 40 yards or more, tying Nate Kaeding for the most in school history. Duncan's 27-yard field goal in the second quarter was No. 50 of his career.

Iowa has played 21 straight games without surrendering 25 points, the longest streak in the nation among Power 5 teams.

INSTANT REPLAY

- 1) Illinois incomplete pass (call reversed)
- 2) Iowa touchdown reception (call stands)

GAME TIME: 3 hours, 13 minutes

SCORING SUMMARY
First Quarter

ILL -- Daniel Barker, 24-reception from Peters (McCourt kick)

Second Quarter

ILL -- Josh Imatorbhebhe, 12-reception from Peters (McCourt kick)

IA -- Sam LaPorta, 22-yard reception from Petras (Duncan kick)

IA -- Keith Duncan, 40-yard field goal

IA -- Keith Duncan, 27-yard field goal

Third Quarter

IA -- Ihmir Smith-Marsette, 4-yard reception from Petras (2-pt, Goodson)

Fourth Quarter

IA -- Shaun Beyer, 16-yard reception from Petras (Duncan kick)

IA -- Ihmir Smith-Marsette, 14-yard rush (Duncan)

ILL -- Carlos Sandy, 29-yard reception from Williams (McCourt kick)

IOWA	TEAM STATS	ILLINOIS
22	First Downs	20
38-204	Rushes-Yards	38-149
220	Passing Yards	199
18-28-0	Com-Att-Int	17-35
66-424	Total Offense	73-348
5-210	Punts-Yards	7-266
1-0	Fumbles-Lost	0-0
3-22	Penalties-Yards	3-30
30:26	Possession Time	29:34

INDIVIDUAL LEADERS
RUSHING:

IOWA: Goodson 19-92; Sargent 10-54; Smith-Marsette 2-44 1 TD

ILL: Brown 18-83; Williams 6-38

PASSING:

IOWA: Petras 18-28-220, 3 TD, 0 INT

ILL: Peters 10-18-116, 2 TD, 0 INT; Williams 7-16-83, 1 TD, 0 INT

RECEIVING:

IOWA: Smith 5-58; LaPorta 4-57 1 TD; Smith-Marsette 4-32 1 TD

ILL: Imatorbhebhe 4-48 1 TD; Barker 4-40 1 TD

TACKLES:

IOWA: Niemann 8; Golston 8; VanValkenberg 5; Nixon 5; Campbell 5

ILL: Adams 10; Hansen 7; Carney 7

#16 Iowa 28, Wisconsin 7

Dec. 12, 2020 -- Kinnick Stadium -- Iowa City, Iowa

Wisconsin	_____	0	_____	0	_____	7	_____	0	_____	7	Attendance: 1,445
#16 Iowa	_____	3	_____	3	_____	15	_____	7	_____	28	Temperature: 33 degrees

GAME NOTES

Iowa extended its winning streak to six games. Iowa has won six straight in the same season for the first time since 2015, when it opened the season 12-0. Iowa has outscored its last six opponents, 214-83, averaging 35.7 points per game offensively and allowing 13.8 ppg during the winning streak.

Iowa ended a four-game losing streak to Wisconsin and regained possession of the Heartland Trophy. The Hawkeyes are 19-4 in their last 23 rivalry trophy games (Iowa State, Minnesota, Nebraska, Wisconsin), with all four losses coming to Wisconsin.

The win was Iowa's first against Wisconsin at Kinnick Stadium since a 38-16 win in 2008. The 21-point margin of victory was also Iowa's largest against the Badger since that same 2008 game.

QB Spencer Petras is 78-131 (59.5) with 1,088 passing yards (181.3 ypg) during Iowa's six-game winning streak. He has thrown eight touchdowns and two interceptions over the last six games.

WR Ihmir Smith-Marsette's 140 receiving yards are the most by a Hawkeye since WR Marvin McNutt had 151 yards against Purdue in 2011. The 100-yard receiving game was the third of Smith-Marsette's career.

K Keith Duncan connected on two field goals (30, 45) to move into fourth place in career field goals made (52). He passed Kyle Schlicher today (51) on the school's career list. Duncan's 45-yard field goal in the second quarter was the 20th field goal in his career of 40 or more yards, the most in school history.

DE Chauncey Golston registered a career-high nine tackles.

RB Tyler Goodson's 80-yard touchdown rush in the fourth quarter was the longest rush of his career and ties for the 12th longest rush in school history. Goodson had 106 rushing yards, his fourth 100-yard rushing game of the season and the fifth of his career. Goodson's 80-yard TD run was the longest run by a Big Ten player this season.

LB Jack Campbell's fourth quarter interception in the end zone was his first career interception.

Iowa has played 22 straight games without surrendering 25 points, the longest streak in the nation among Power 5 teams.

INSTANT REPLAY

- 1) Iowa interception (call overturned)

GAME TIME: 3 hours, 16 minutes

SCORING SUMMARY
First Quarter

IA -- Keith Duncan, 30-yard field goal

Second Quarter

IA -- Keith Duncan, 45-yard field goal

Third Quarter

IA -- Ihmir Smith-Marsette, 19-yard pass from Petras (B. Smith conversion)

WIS - Nakie Watson, 1-yard rush (Larsh)

IA -- Ihmir Smith-Marsette, 53-yard pass from Petras (Duncan)

Fourth Quarter

IA -- Tyler Goodson, 80-yard rush (Duncan)

WISCONSIN	TEAM STATS	IOWA
11	First Downs	13
33	Rushes-Yards	32-127
169	Passing Yards	211
20-38-1	Com-Att-Int	15-25-0
71-225	Total Offense	57-338
9-393	Punts-Yards	8-337
2-1	Fumbles-Lost	2-1
5-40	Penalties-Yards	6-50
34:11	Possession Time	25:49

INDIVIDUAL LEADERS
RUSHING:

WIS: Watson 13-34, 1 TD; Dike 3-21

IOWA: Goodson 11-106, 1 TD; Sargent 13-51

PASSING:

WIS: Mertz 20-38-169, 0 TD, 1 INT

IOWA: Petras 14-25-211, 2 TD, 0 INT

RECEIVING:

WIS: Dunn 5-55; Groshek 5-28; Ferguson 3-14

IOWA: Smith-Marsette 7-140, 2 TD; Smith 3-30; Goodson 2-28

TACKLES:

WIS: Sanborn 7; Chenal 6; Wilder 6

IOWA: Golston 9; Niemann 8; Hankins 7; Belton 6; Koerner 6

August 28

Nebraska at Illinois

September 2

Ohio State at Minnesota
 Temple at Rutgers

September 3

Michigan State at Northwestern

September 4

Indiana at Iowa

Texas-San Antonio at Illinois
 West Virginia at Maryland
 Western Michigan at Michigan
 Penn State at Wisconsin
 Oregon State at Purdue

September 11

Iowa at Iowa State

Illinois at Virginia
 Idaho at Indiana
 Howard at Maryland
 Washington at Michigan
 Youngstown State at Michigan State
 Miami, Ohio at Minnesota
 Buffalo at Nebraska
 Indiana State at Northwestern
 Oregon at Ohio State
 Ball State at Penn State
 Purdue at Connecticut
 Rutgers at Syracuse
 Eastern Michigan at Wisconsin

September 17

Maryland at Illinois

September 18

Kent State at Iowa

Cincinnati at Indiana
 Northern Illinois at Michigan
 Michigan State at Miami, Florida
 Minnesota at Colorado
 Nebraska at Oklahoma
 Northwestern at Duke
 Tulsa at Ohio State
 Auburn at Penn State
 Purdue at Notre Dame
 Delaware at Rutgers

September 25

Colorado State at Iowa

Illinois at Purdue
 Indiana at Western Kentucky
 Kent State at Maryland
 Rutgers at Michigan
 Nebraska at Michigan State
 Bowling Green at Minnesota
 Ohio U. at Northwestern
 Akron at Ohio State
 Villanova at Penn State
 Notre Dame vs. Wisconsin (Chicago)

October 1

Iowa at Maryland

October 2

UNC-Charlotte at Illinois
 Minnesota at Purdue
 Northwestern at Nebraska
 Michigan at Wisconsin
 W. Kentucky at Michigan State
 Indiana at Penn State
 Ohio State at Rutgers

October 9

Penn State at Iowa

Wisconsin at Illinois
 Maryland at Ohio State
 Michigan at Nebraska
 Michigan at Indiana
 Michigan State at Rutgers

October 16

Purdue at Iowa

Michigan State at Indiana
 Nebraska at Minnesota
 Rutgers at Northwestern
 Army at Wisconsin

October 23

Illinois at Penn State
 Maryland at Minnesota
 Northwestern at Michigan
 Wisconsin at Purdue
 Ohio State at Indiana

October 30

Iowa at Wisconsin

Rutgers at Illinois
 Minnesota at Northwestern
 Purdue at Nebraska
 Maryland at Indiana
 Michigan State at Michigan
 Ohio State at Penn State

November 6

Iowa at Northwestern

Illinois at Minnesota
 Ohio State at Nebraska
 Michigan State at Purdue
 Wisconsin at Rutgers
 Indiana at Michigan
 Penn State at Maryland

November 13

Minnesota at Iowa

SE Louisiana at Nebraska
 Northwestern at Wisconsin
 Purdue at Ohio State
 Rutgers at Indiana
 Maryland at Michigan State
 Michigan at Penn State

November 20

Illinois at Iowa

Minnesota at Indiana
 Nebraska at Wisconsin
 Purdue at Northwestern
 Michigan at Maryland
 Michigan State at Ohio State
 Rutgers at Penn State

November 26

Iowa at Nebraska

November 27

Northwestern at Illinois
 Wisconsin at Minnesota
 Indiana at Purdue
 Maryland at Rutgers
 Ohio State at Michigan
 Penn State at Michigan State

December 4

Big Ten Championship Game
 (Indianapolis, Ind.)

**B1G Conference
 Football Divisions**

West Division

Illinois

IOWA

Minnesota

Nebraska

Northwestern

Purdue

Wisconsin

East Division

Indiana

Maryland

Michigan

Michigan State

Ohio State

Penn State

Rutgers

Indiana University

September 4 - Kinnick Stadium
Iowa City, Iowa - First Responders' Day

School Facts

Location: Bloomington, Indiana
Enrollment: 48,514
Nickname: Hoosiers
Colors: Cream & Crimson
Conference (Division): Big Ten (East)
President: Pamela Whitten
Director of Athletics: Scott Dolson
Stadium (Capacity): Memorial Stadium (52,656)
Playing Surface: FieldTurf

Coaches Information

Head Coach: Tom Allen
Alma Mater (Year): Maranatha Baptist (1992)
School Record (Years): 24-22 (5th)
Career Record (Years): 24-22 (5th)
Coaching Staff (Assignments):
Deland McCullough (Assoc. HC/Running Backs)
Brandon Shelby (Asst. HC/Cornerbacks)
Grant Heard (Co-Off. Coord./Wide Receivers)
Darren Hiller (Run Game Coord./Offensive Line)
Jason Jones (Safeties)
Kevin Peoples (Defensive Line)
Nick Sheridan (Off. Coord./Quarterbacks)
Kasey Teegardin (Special Teams Coord./
Outside Linebackers)
Charlton Warren (Def. Coord./Linebackers)
Kevin Wright (Tight Ends)
Aaron Wellman (Senior Asst. AD for FB
Performance)

Media Relations

Football Contact: Jeff Keag
E-Mail: jkeag@indiana.edu
Office Phone: 812-855-6209
Website: IUHoosiers.com
SID Mailing Address: Simon Skjodt Assembly
Hall, 1001 East 17th Street, Bloomington, IN
47408-1590
Radio Network: IU Radio Network
Play-By-Play Announcer: Don Fischer
Radio Color Analyst: Buck Suhr

Series History

Iowa trails series: 28-45-4
At Iowa City: 24-10-3
At Bloomington: 21-18-1
Current Streak: Iowa -- 3
Largest Iowa win: 62-0, 1977
Largest Indiana win: 32-0, 1944; 52-20, 1945
Highest scoring game: Indiana - 45-34, 1988
Lowest scoring game: Tie, 0-0, 1931 & 1934

Squad Information

Offensive Formation: Multiple
Defensive Formation: Multiple
2020 Record: 6-2
Conference Record/Division Finish: 6-2/2nd
2020 Postseason: Ole Miss (L, 20-26) at
Outback Bowl
Lettermen Returning/Lost: 64/13
Starters Returning/Lost: 20/6

Iowa State University

September 11 - Jack Trice Stadium
Ames, Iowa - Iowa Corn Cy-Hawk Series

School Facts

Location: Ames, Iowa
Enrollment: 31,825
Nickname: Cyclones
Colors: Cardinal & Gold
Conference: Big 12
President: Dr. Wendy Wintersteen
Director of Athletics: Jamie Pollard
Stadium (Capacity): Jack Trice Stadium (61,500)
Playing Surface: Natural Grass

Coaches Information

Head Coach: Matt Campbell
Alma Mater (Year): Mount Union (2002)
School Record (Years): 35-28 (6th)
Career Record (Years): 70-43 (10th)
Coaching Staff (Assignments):
Jon Heacock (Defensive Coordinator)
Tom Manning (Offensive Coordinator)
Tyson Veidt (Assistant Head Coach/Linebackers)
Eli Rasheed (Defensive Line)
Joel Gordon (Passing Game Coord./Quarterbacks)
Jeff Myers (Offensive Line)
Nate Scheelhaase (Running Game Coordinator/
Running Backs/Wide Receivers)
Matt Caponi (Cornerbacks)
Taylor Mouser (Tight Ends)
Deon Broomfield (Safeties)
Dave Andrews (Strength & Conditioning)

Athletic Communications

Football Contact: Mike Green
E-Mail: mgreen@iastate.edu
Office Phone: 515-294-3372
Website: cyclones.com
SID Mailing Address: 1800 S. Fourth St.,
Jacobson Building, Ames, IA 50011-1140
Radio Network: Cyclone Radio Network
Play-By-Play Announcer: John Walters
Color Analyst: Eric Heft

Series History

Iowa leads series: 45-22
At Iowa City: 25-14
At Ames: 20-8
Current Streak: Iowa -- 5
Largest Iowa win: 57-3, 1985
Largest Iowa State win: 31-0, 1978
Highest scoring game: Iowa State, 44-41 (3OT)
in 2011; Iowa, 44-41 (OT) in 2017
Lowest scoring game: Iowa State - 2-0, 1906;
Iowa - 2-0, 1910

Squad Information

Offensive Formation: Multiple
Defensive Formation: Multiple
2020 Record: 9-3
Conference Record/Finish: 8-1/2nd
2020 Postseason: #25 Oregon (W, 34-17) at
PlayStation Fiesta Bowl
Lettermen Returning/Lost: 59/11
Starters Returning/Lost: 19/3

Kent State University

September 18 - Kinnick Stadium
Iowa City, Iowa

School Facts

Location: Kent, Ohio
Enrollment: 38,323
Nickname: Golden Flashes
Colors: Navy Blue & Gold
Conference (Division): Mid-American (East)
President: Dr. Todd Diacon
Director of Athletics: Randal L. Richmond
Stadium (Capacity): Dix Stadium (25,319)
Playing Surface: FieldTurf

Coaches Information

Head Coach: Sean Lewis
Alma Mater (Year): Wisconsin (2007)
School Record (Years): 12-17 (4th)
Career Record (Years): 12-17 (4th)
Coaching Staff (Assignments):
Andrew Sowder (Offensive Coordinator/
Quarterbacks/Tight Ends)
Tom Kaufman (Defensive Coordinator/Associate
Head Coach)
Zac Barton (Special Teams Coord./Tight Ends)
Bill O'Boyle (Assistant Head Coach for Offense/
Offensive Line/Run Game Coordinator)
Matt Johnson (Running Backs)
Matthew Middleton (Wide Receivers/Offensive
Recruiting Coordinator)
Colin Ferrell (Defensive Line)
Jason Makrinos (Cornerbacks)
CJ Cox (Cornerbacks)
Jeff Sobol (FB Sports Performance)

Media Relations

Football Contact: Dan Griffin
E-Mail: dgriff34@kent.edu
Office Phone: 330-814-5921
Website: kentstatesports.com
SID Mailing Address: 106 M.A.C. Center, P.O.
Box 5190, Kent, OH 44242
Radio Network: Kent State Radio
Play-By-Play Announcer: Rob Polinsky

Series History

Iowa leads series: 2-0
At Iowa City: 2-0
At Kent: 0-0
Current Streak: Iowa -- 2
Largest Iowa win: 51-0, 2001
Highest scoring game: Iowa - 51-0, 2001
Lowest scoring game: Iowa - 39-7, 2004

Squad Information

Offensive Formation: Spread
Defensive Formation: 3-3-5 Variable
2020 Record: 3-1
Conference Record/Division Finish: 3-1/2nd
Starters Returning/Lost: 19-6

Colorado State University

September 25 - Kinnick Stadium
 Iowa City, Iowa - Family Weekend

School Facts

Location: Fort Collins, Colorado
Enrollment: 33,769
Nickname: Rams
Colors: Green & Gold
Conference: Mountain West
President: Joyce McConnell
Director of Athletics: Joe Parker
Stadium (Capacity): Canvas Stadium (36,500)
Playing Surface: FieldTurf

Coaches Information

Head Coach: Steve Addazio
Alma Mater (Year): Central Connecticut State (1981)
School Record (Years): 1-3 (2nd)
Career Record (Years): 58-58 (11th)
Coaching Staff (Assignments):
 Brian White (Sr. Assoc. HC/Running Backs)
 Jon Budmayr (Off. Coord./Quarterbacks)
 Chuck Heater (Def. Coord./Safeties)
 Antoine Smith (Asst. HC/Defensive Line)
 Louie Addazio (Offensive Line)
 Alex Bailey (Wide Receivers)
 Cody Booth (Tight Ends)
 Sean Cronin (Linebackers)
 Kap Dede, Ph.D. (Out. Linebackers/Nickelbacks)
 Antony Perkins (Cornerbacks)
 Scott McLafferty (Director of FB Strength & Conditioning)

Media Relations

Football Contact: Kyle Neaves
E-Mail: kyle.neaves@colostate.edu
Office Phone: 228-424-6921
Website: csurams.com
SID Mailing Address:
 CSU Athletic Communications,
 Campus Delivery 0120, Fort Collins, CO 80523
Radio Network: Colorado State Sports Network
Play-By-Play Announcer: Brian Roth
Radio Color Analyst: Mark Driscoll

Series History

This is the first meeting between the two teams.

Squad Information

Offensive Formation: Pro
Defensive Formation: Multiple
2020 Record: 1-3
Conference Record/Division Finish: 1-3/8th
Lettermen Returning/Lost: 37/5
Starters Returning/Lost: 23/2

University of Maryland

October 1 - Maryland Stadium
 College Park, Maryland

School Facts

Location: College Park, Maryland
Enrollment: 37,248
Nickname: Terrapins
Colors: Red, White, Black & Gold
Conference (Division): Big Ten (East)
President: Dr. Darryl J. Pines
Director of Athletics: Damon Evans
Stadium (Capacity): Maryland Stadium (51,802)
Playing Surface: FieldTurf

Coaches Information

Head Coach: Michael Locksley
Alma Mater (Year): Towson (1992)
School Record (Years): 6-17 (4th)
Career Record (Years): 8-43 (6th)
Coaching Staff (Assignments):
 Dan Enos (Offensive Coordinator/Quarterbacks)
 Brian Stewart (Defensive Coordinator/Safeties)
 Ron Zook (Associate Head Coach/Special Teams Coordinator/Outside Linebackers)
 Brian Williams (Co-Def. Coord./Defensive Line)
 Elijah Brooks (Running Backs)
 Mike Miller (Tight Ends/Passing Game Coord.)
 Brawley Evans (Inside Linebackers)
 Henry Baker (Cornerbacks)
 Brian Braswell (Offensive Line)
 Zohn Burden (Wide Receivers)
 Ryan Davis (Director of FB Strength & Conditioning)

Media Relations

Football Contact: Dustin Semonavick
E-Mail: dustin@umd.edu
Office Phone: 301-314-7065
Website: umterps.com
SID Mailing Address: Gossett Football Team House, 4068 Fieldhouse Drive, College Park, MD 20742
Radio Network: Maryland Sports Radio Network
Play-By-Play Announcer: Johnny Holliday
Radio Color Analyst: CJ Brown

Series History

Iowa leads series: 2-1
At Iowa City: 2-0
At College Park: 0-1
Current Streak: Iowa -- 2
Largest Iowa win: 23-0, 2018
Largest Maryland win: 38-31, 2014
Highest scoring game: Maryland - 38-31, 2014
Lowest scoring game: Iowa - 23-0, 2018

Squad Information

Offensive Formation: Pro Style
Defensive Formation: Multiple
2020 Record: 2-3
Conference Record/Division Finish: 2-3/4th
Lettermen Returning/Lost: 88/21
Starters Returning/Lost: 20/5

Penn State University

October 9 - Kinnick Stadium
 Iowa City, Iowa

School Facts

Location: University Park, Pennsylvania
Enrollment: 45,901
Nickname: Nittany Lions
Colors: Blue & White
Conference (Division): Big Ten (East)
President: Dr. Eric Barron
VP for Intercollegiate Athletics: Sandy Barbour
Stadium (Capacity): Beaver Stadium (106,572)
Playing Surface: Natural Grass

Coaches Information

Head Coach: James Franklin
Alma Mater (Year): East Stroudsburg (1995)
School Record (Years): 60-28 (8th)
Career Record (Years): 84-43 (11th)
Coaching Staff (Assignments):
 Brent Pry (Defensive Coordinator/Linebackers)
 Mike Yurcich (Offensive Coord./Quarterbacks)
 Joe Lorig (Special Teams Coordinator/Outside Linebackers/Nickelbacks)
 Ty Howle (Tight Ends)
 Anthony Poindexter (Co-Def. Coord./Safeties)
 John Scott, Jr. (Defensive Line)
 Ja'Juan Seider (Run Game Coord./Running Backs)
 Terry M. Smith (Associate Head Coach/Defensive Recruiting Coordinator/Cornerbacks)
 Taylor Stubblefield (Offensive Recruiting Coordinator/Wide Receivers)
 Phil Trautwein (Offensive Line)
 Dwight Galt, III (Assistant AD, Performance Enhancement)

Athletic Communications

Primary Football Contact (Players):
 Greg Kincaid
Kincaid Email: grk5016@psu.edu
Kincaid Cell: 814-753-2910
Associate AD for Strategic Communications (Coaches): Kris Petersen
Petersen Cell: 814-883-4581
Petersen E-Mail: kap18@psu.edu
Website: GoPSUsports.com
SID Mailing Address: 101D Bryce Jordan Center, University Park, PA 16802
Play-By-Play Announcer: Steve Jones
Color Analyst: Jack Ham

Series History

Iowa trails series: 13-17-0
At Iowa City: 5-10
At University Park: 8-7
Current Streak: Iowa -- 1
Largest Iowa win: 24-3, 2010
Largest Penn State win: 61-21, 1994
Highest scoring game: PSU, 61-21 in 1994
Lowest scoring game: UI, 6-4 in 2004

Squad Information

Offensive Formation: Multiple
Defensive Formation: Multiple
2020 Record: 4-5
Conference Record/Division Finish: 4-5/3rd
Lettermen Returning/Lost: 41/18
Starters Returning/Lost: 19/6

Purdue University

October 16 - Kinnick Stadium
Iowa City, Iowa - Homecoming

School Facts

Location: West Lafayette, Indiana
Enrollment: 44,511
Nickname: Boilermakers
Colors: Old Gold & Black
Conference (Division): Big Ten (West)
President: Mitchell E. Daniels, Jr.
Director of Athletics: Mike Bobinski
Stadium (Capacity): Ross-Ade Stadium (57,236)
Playing Surface: Bermuda Grass

Coaches Information

Head Coach: Jeff Brohm
Alma Mater (Year): Louisville (1994)
School Record (Years): 19-25 (5th)
Career Record (Years): 49-35 (8th)
Coaching Staff (Assignments):
Marty Biagi (Special Teams Coordinator/
Defensive Assistant)
Brian Brohm (Co-Offensive Coordinator/
Quarterbacks)
Brad Lambert (Co-Defensive Coordinator/
Linebackers)
Ron English (Co-Defensive Coordinator/
Cornerbacks)
Mark Hagen (Co-Defensive Coordinator/
Defensive Line)
JaMarcus Shephard (Co-Offensive Coordinator/
Wide Receivers)
James Adams (Cornerbacks)
Chris Barclay (Running Backs)
Neil Callaway (Assistant Offensive Line)
Dale Williams (Offensive Line)
Domenic Reno (Director of Football Strength &
Conditioning)

Athletic Communications

Football Contact: Matt Rector
E-Mail: rector@purdue.edu
Office Phone: 765-494-3202
Website: purduesports.com
SID Mailing Address: Mackey Arena, Room
2235, 900 John R. Wooden Drive, West
Lafayette, IN 47907
Radio Network: Purdue Sports Properties
Play-By-Play Announcer: Tim Newton
Color Analyst: Pete Quinn

Series History

Iowa trails series: 39-49-3
At Iowa City: 22-20-2
At West Lafayette: 17-29-1
Current Streak: Purdue -- 1
Largest Iowa win: 56-0, 1922
Largest Purdue win: 58-13, 1980
Highest scoring game: UI, 49-35, 2016
Lowest scoring game: Tie, 0-0 in 1938

Squad Information

Offensive Formation: Multiple
Defensive Formation: Multiple
2020 Record: 2-4
Conference Record/Division Finish: 2-4/6th
Lettermen Returning/Lost: 45/14
Starters Returning/Lost: 18/5

University of Wisconsin

October 30 - Camp Randall Stadium
Madison, Wisconsin

School Facts

Location: Madison, Wisconsin
Enrollment: 45,540
Nickname: Badgers
Colors: Cardinal & White
Conference (Division): Big Ten (West)
Chancellor: Rebecca M. Blank
Director of Athletics: Chris McIntosh
Stadium: Camp Randall Stadium
Capacity: 80,321
Playing Surface: FieldTurf

Coaches Information

Head Coach: Paul Chryst
Alma Mater (Year): Wisconsin (1988)
School Record (Years): 56-19 (7th)
Career Record (Years): 75-38 (10th)
Coaching Staff (Assignments):
Jim Leonhard (Def. Coordinator/Def. Backs)
Joe Rudolph (Associate Head Coach/Offensive
Line/Run Game Coordinator)
Bobby April III (Outside Linebackers/Defensive
Run Game Coordinator)
Bob Bostad (Inside Linebackers)
Gary Brown (Running Backs)
Chris Haering (Special Teams)
Ross Kolodziej (Defensive Line)
Hank Poteat (Cornerbacks)
Mickey Turner (Tight Ends)
Alvis Whitted (Wide Receivers)
Shaun Snee (Director of FB Strength & Cond.)

Athletic Communications

Football Contact: Brian Lucas, Brian Mason
Lucas E-Mail: bml@athletics.wisc.edu
Lucas Cell Phone: 608-513-3987
Mason E-Mail: bm3@athletics.wisc.edu
Mason Cell Phone: 608-279-8659
Website: uwbadgers.com
SID Mailing Address: 1440 Monroe St.,
Madison, WI 53711
Radio Network: Badger Sports Network
Play-By-Play Announcer: Matt Lepay
Color Analyst: Mike Lucas

Series History

Iowa trails series: 44-48-2
At Iowa City: 25-20-1
At Madison: 19-28-1
Current Streak: Iowa -- 1
Largest Iowa win: 41-0, 1968
Largest Wisconsin win: 44-0, 1894
Highest scoring game: UI, 45-28 in 1975
Lowest scoring game: UI, 6-0 in 1942;
UW, 6-0 in 1925

Squad Information

Offensive Formation: Multiple
Defensive Formation: 3-4
2020 Record: 4-3
Conference Record/Division Finish: 3-3/3rd
2020 Postseason: Wake Forest (W, 42-28) at
Duke's Mayo Bowl
Lettermen Returning/Lost: 47/15
Starters Returning/Lost: 16/6

Northwestern University

November 6 - Ryan Field
Evanston, Illinois

School Facts

Location: Evanston, Illinois
Enrollment: 8,367
Nickname: Wildcats
Color: Purple
Conference (Division): Big Ten (West)
President: Morton Schapiro
Director of Athletics: Dr. Derrick Gragg
Stadium (Capacity): Ryan Field (47,130)
Playing Surface: Natural Grass

Coaches Information

Head Coach: Pat Fitzgerald
Alma Mater (Year): Northwestern (1997)
School Record (Years): 106-81 (16th)
Career Record (Years): 106-81 (16th)
Coaching Staff (Assignments):
Matt MacPherson (Associate Head Coach/
Defensive Backs)
Mike Bajakian (Offensive Coord./Quarterbacks)
Jim O'Neil (Defensive Coordinator)
Jeff Genyk (Special Teams Coordinator)
Kurt Anderson (Offensive Line)
Lou Ayeni (Running Backs/Recruiting Coord.)
Bob Heffner (Tight Ends)
Marty Long (Defensive Line)
Tim McGarigle (Linebackers)
Dennis Springer (Wide Receivers)
Jay Hooten (Director of Sports Performance-FB)

Athletic Communications

Football Contact: Paul Kennedy
E-Mail: pkennedy@northwestern.edu
Office Phone: (847) 467-2028
Website: NUsports.com
SID Mailing Address: 1501 Central Street,
Evanston, IL 60208
Radio Network: WGN Radio AM-720
Play-By-Play Announcer: Dave Eanet
Color Analyst: Ted Albrecht

Series History

Iowa leads series, 51-28-3
At Iowa City: 26-12
At Evanston: 25-16-3
Current Streak: Northwestern -- 1
Largest Iowa win: 78-6, 1913
Largest Northwestern win: 44-6, 1932
Highest scoring game: UI, 68-34 in 1968
Lowest scoring game: Tie, 0-0 in 1935

Squad Information

Offensive Formation: Spread
Defensive Formation: 4-3
2020 Record: 7-2
Conference Record/Division Finish: 6-1/1st
Lettermen Returning/Lost: 85/24
Starters Returning/Lost: 11/11

University of Minnesota

 November 13 - Kinnick Stadium
 Iowa City, Iowa

School Facts

Location: Minneapolis, Minnesota
Enrollment: 47,568
Nickname: Golden Gophers
Colors: Maroon & Gold
Conference (Division): Big Ten (West)
President: Joan T.A. Gabel
Director of Athletics: Mark Coyle
Stadium (Capacity): Huntington Bank Stadium (50,805)
Playing Surface: FieldTurf

Coaches Information

Head Coach: P.J. Fleck
Alma Mater (Year): Northern Illinois (2004)
School Record (Years): 26-19 (5th)
Career Record (Years): 56-41 (9th)
Coaching Staff (Assignments):
 Joe Rossi (Defensive Coord./Linebackers)
 Mike Sanford, Jr. (Off. Coord./Quarterbacks)
 Kenni Burns (Asst. Head Coach/Running Backs)
 Brian Callahan (Run Game Coord./Off.Line)
 Joe Harasymiak (Defensive Backs/Safeties/Co-Defensive Coordinator)
 Paul Haynes (Cornerbacks)
 Clay Patterson (Tight Ends)
 Matt Simon (Co-Off. Coord./Wide Receivers)
 Rob Wenger (Special Teams Coord./Rush Ends)
 Chad Wilt (Defensive Line)
 Dan Nichol (Head Strength and Conditioning)

Athletic Communications

Football Contacts: Paul Rovnak, Karl Anderson
E-Mails: psrovnak@umn.edu, kganders@umn.edu
Office Phone: 612-625-9379
Website: gophersports.com
SID Mailing Address: Athletic Communications, 225 BFAB, 516 15th Ave. SE, Minneapolis, MN 55455
Radio Network: Gopher Sports Properties (KFAN 100.3 FM)
Play-By-Play Announcer: Mike Grimm
Color Analyst: Darrell Thompson

Series History

Iowa trails series: 50-62-2
At Iowa City: 31-23-1
At Minneapolis: 19-39-1
Current Streak: Iowa -- 6
Largest Iowa win: 55-0, 2008
Largest Minnesota win: 75-0, 1903
Highest scoring game: UI, 49-42 in 1994
Lowest scoring game: UI, 6-0 in 1918

Squad Information

Offensive Formation: Multiple
Defensive Formation: 4-3
2020 Record: 3-4
Conference Record/Division Finish: 3-4/4th
Lettermen Returning/Lost: 59/15
Starters Returning/Lost: 19/3

University of Illinois

 November 20 - Kinnick Stadium
 Iowa City, Iowa

School Facts

Location: Urbana-Champaign, Illinois
Enrollment: 52,331
Nickname: Fighting Illini
Colors: Orange & Blue
Conference (Division): Big Ten (West)
President: Timothy L. Killeen
Chancellor: Robert J. Jones
Director of Athletics: Josh Whitman
Stadium (Capacity): Memorial Stadium (60,670)
Playing Surface: FieldTurf

Coaches Information

Head Coach: Bret Bielema
Alma Mater (Year): Iowa (1992)
School Record (Years): 1st year
Career Record (Years): 97-58 (13th)
Coaching Staff (Assignments):
 Ryan Walters (Defensive Coordinator)
 Tony Petersen (Offensive Coord./Quarterbacks)
 George McDonald (Asst. HC/Wide Receivers)
 Kevin Kane (Assoc. HC/Outside Linebackers)
 Bart Miller (Offensive Line)
 Andy Buh (Linebackers)
 Terrance Jamison (Defensive Line)
 Aaron Henry (Defensive Backs)
 Ben Miller (Special Teams Coord./Tight Ends)
 Cory Patterson (Running Backs)
 Tank Wright (Director, Strength & Conditioning)

Athletic Communications

Football Contacts: Kent Brown, Brett Moore
E-Mails: kwbrown3@illinois.edu, btmoore3@illinois.edu
Office Phone: 217-333-1391
Website: FightingIllini.com
SID Mailing Address: 1700 S Fourth St., Champaign, IL 61820
Radio Network: Fighting Illini Sports Network
Play-By-Play Announcer: Brian Barnhart
Color Analyst: Martin O'Donnell

Series History

Iowa trails series: 36-38-2
At Iowa City: 19-18-2
At Champaign: 16-20
Neutral: 1-0
Current Streak: Iowa -- 7
Largest Iowa win: 63-0, 2018
Largest Illinois win: 80-0, 1902
Highest scoring game: UI, 54-28, 1990
Lowest scoring game: Tie, 0-0, 1936

Squad Information

Offensive Formation: Multiple
Defensive Formation: 4-3
2020 Record: 2-6
Conference Record/Division Finish: 2-6/7th
Lettermen Returning/Lost: 45/5
Starters Returning/Lost: 18/4

University of Nebraska

 November 26 - Memorial Stadium
 Lincoln, Nebraska - Heroes Game

School Facts

Location: Lincoln, Nebraska
Enrollment: 25,332
Nickname: Cornhuskers
Colors: Scarlet & Cream
Conference (Division): Big Ten (West)
Chancellor: Ronnie Green
Director of Athletics: TBA
Stadium: Memorial Stadium/Tom Osborne Field
Capacity: 85,458
Playing Surface: FieldTurf

Coaches Information

Head Coach: Scott Frost
Alma Mater (Year): Nebraska (1997)
School Record (Years): 12-20 (4th)
Career Record (Years): 31-27 (6th)
Coaching Staff (Assignments):
 Erik Chinander (Defensive Coordinator)
 Matt Lubick (Offensive Coord./Wide Receivers)
 Greg Austin (Offensive Line/Run Game Coord.)
 Sean Beckton (Tight Ends)
 Mike Dawson (Outside Linebackers/Special Teams Coordinator)
 Travis Fisher (Defensive Backs)
 Ryan Held (Running Backs/Recruiting Coord.)
 Barrett Ruud (Inside Linebackers)
 Tony Tuioti (Defensive Line)
 Mario Verduzco (Quarterbacks)
 Zach Duval (Head Football Strength Coach)

Athletic Communications

Football Contacts: Keith Mann, Matt Smith
E-Mails: kmann@huskers.com, msmith@huskers.com
Office Phone: (402) 472-2263
Website: huskers.com
SID Mailing Address: Athletic Communications, One Memorial Stadium, P.O. Box 880123, Lincoln, NE 68588-0123
Radio Network: Huskers Radio Network
Play-By-Play Announcer: Greg Sharpe
Color Analyst: Matt Davison

Series History

Iowa trails series: 19-29-3
At Iowa City: 9-10
At Lincoln: 6-15-1
Neutral: 4-4-2
Current Streak: Iowa -- 6
Largest Iowa win: 56-14, 2017
Largest Nebraska win: 57-0, 1980
Highest scoring game: UI, 56-14, 2017
Lowest scoring game: Tie, 0-0 in 1896

Squad Information

Offensive Formation: Multiple
Defensive Formation: Multiple
2020 Record: 3-5
Conference Record/Division Finish: 3-5/5th
Lettermen Returning/Lost: 52/16
Starters Returning/Lost: 21/7

1889 - Played first intercollegiate game.

1899 - Admitted to Western Conference of Big Ten on Dec. 1. First undefeated season (8-0-1) was recorded under Coach Alden Knipe. Hawkeyes posted shutouts in every game except 5-5 tie with Chicago.

1900 - Second consecutive undefeated season highlighted by five shutouts to open the year. A 5-5 tie at Northwestern was only blemish.

1901 - Loss to Minnesota ended string of 23 games in a row without defeat.

1919 - Lester Belding became Iowa's first consensus all American.

1921 - First unbeaten and untied team (7-0) won an outright Big Ten title under direction of Coach Howard Jones. Aubrey Devine was the consensus all American quarterback.

Recognized as national champions by at least two research outlets (Parke Davis and Billingsley Report).

1922 - Another perfect season (7-0) included outright conference championship and selection of consensus all American FB Gordon Locke.

Recognized as national champions by Billingsley Report.

1923 - Loss to Illinois ended string of 20 straight victories.

1939 - Dr. Eddie Anderson coached the legendary Ironmen team to 6-1-1 mark. Halfback Nile Kinnick was recipient of the Heisman, Maxwell and Walter Camp Trophies.

1955 - Guard Calvin Jones received the Outland Award and was consensus all American for the second year in a row.

1956 - Won the Big Ten race and appeared in first Rose Bowl for Coach Forest Evashevski. Finished 9-1 in all games and beat Oregon State at Pasadena.

Recognized as national champions by the College Football Researchers Association.

1957 - Consensus all American tackle Alex Karras received the Outland Award.

1958 - Big Ten champions again and defeated California in the Rose Bowl. Recognized as national champions by the Football Writers Association of America and earned Grantland Rice Trophy by Look Magazine. Led the nation in total offense. Consensus all American Randy Duncan was named the Helms Foundation Player of the Year and received Walter Camp Trophy.

1960 - Shared Big Ten title with Minnesota and compiled 8-1 record. Recognized as national champions by four different research outlets (Berryman, Boand System, Litkenhous, Sagarin Ratings).

1963 - Notre Dame game was cancelled following the assassination of President Kennedy.

1964 - Some 28 Iowa and Big Ten offensive records were broken despite 3-6 season.

1968 - Set Big Ten scoring and total offense marks. Ed Podolak rushed for an Iowa record 286 yards (17 attempts) against Northwestern.

1972 - Iowa Stadium was renamed Kinnick Stadium in honor of Iowa's Heisman Trophy winner of 1939. AstroTurf was installed.

1981 - Coach Hayden Fry's third season produced a Big Ten co championship and Rose Bowl berth, earning Iowa's first winning season in 19 years. DE Andre Tippett and P Reggie Roby were consensus all Americans.

1982 - Fourth straight first division Big Ten finish and a 28-22 Peach Bowl win over Tennessee.

1983 - Offense breaks 35 school records on way to 9-3 mark and third straight bowl trip (Gator) under Coach Hayden Fry.

1984 - Played in a postseason bowl game for the fourth straight year, defeating Texas 55-17 in the inaugural Freedom Bowl. Shut out Michigan for the first time since 1929 and won first game in 28 years at Purdue.

1985 - Won a school record 10 games enroute to the Big Ten championship and played in the Rose Bowl (vs. UCLA) for the second time in five seasons. Spent five weeks ranked No. 1 in the nation. QB Chuck Long (winner of the Maxwell Trophy and Davey O'Brien Quarterback Award) and Larry Station were consensus all Americans.

1986 - Champion of the ninth annual Holiday Bowl with a 39-38 triumph over San Diego State. A 9-3 overall mark helped Hayden Fry's Hawkeyes win at least eight games for the sixth consecutive season.

1987 - Ten victories tied the school record and included Holiday Bowl triumph over Wyoming (20-19). Six game winning streak to end the year earned Iowa its fifth consecutive Top 20 finish.

1988 - Iowa played North Carolina State in the Peach Bowl, the school's eighth straight postseason appearance. A 6-4-3 season set an Iowa record for ties. TE Marv Cook was a consensus all American.

1989 - A natural grass playing surface (PAT) was installed in Kinnick Stadium.

1990 - The capacity of Kinnick Stadium was expanded to 70,220. Iowa earned its third Big Ten title and Rose Bowl berth under Hayden Fry, posting an 8-4 overall record. Iowa's "Road Warriors" earned the trip to Pasadena by defeating Michigan State, Michigan and Illinois, all on the road. Hawkeyes ended season ranked 18th nationally. RB Nick Bell was named Big Ten MVP.

1991 - Iowa tied the school record of 10 wins, posting a 10-1-1 record. The only loss came at the hands of Big Ten champion Michigan as the Hawkeyes were 7-1 in league play. The Hawkeyes made their third appearance in the Holiday Bowl, which ended in a 13-13 tie with BYU. DE Leroy Smith earned consensus all America status and was named Big Ten Defensive Player of the Year. Iowa ended the season ranked 10th nationally by both the AP and CNN/USA Today.

1992 - Iowa appeared in its second Kickoff Classic and hosted No. 1 Miami (FL) in first night game ever played in Kinnick Stadium. Iowa's fifth place Big Ten finish was the 13th first-division finish for Iowa in 14 seasons under Hayden Fry.

1993 - Iowa closed the regular season with four straight wins to earn an invitation to the inaugural Alamo Bowl in San Antonio, Texas. Iowa lost to California (37-3) in the bowl game and ended the season with a 6-6 record. Iowa's 21-3 win over Minnesota in the season finale not only assured the bowl invitation, but was also win No. 200 in the coaching career of Hayden Fry.

1994 - Iowa again closed the season fast, earning three wins and a tie in the last four games to post a 5-5-1 mark. The Hawkeyes fought back from injuries at the quarterback position to score 98 points in the final two games, wins over Northwestern and Minnesota. Five Iowa quarterbacks were injured during the year.

1995 - Following the trend of the past few seasons, Iowa closed fast, winning its final two games of the regular season to earn an invitation to the Sun Bowl. Iowa ended the year in fine fashion, racing past Pac-10 co-champion Washington 38-18 in the Sun Bowl and ending the year with an 8-4 record, including a 4-4 Big Ten mark. Iowa was ranked in the top 25 in the final polls by the Associated Press, UPI and CNN/USA Today.

1996 - Iowa posted a 9-3 record, including a 27-0 win over Texas Tech in the Builder's Square Alamo Bowl. The Hawkeyes posted a 6-2 Big Ten record, earning a tie for third place with Penn State. Iowa ended the season ranked 18th in the nation in both the AP poll and the CNN/USA Today coaches poll. PR Tim Dwight and DT Jared DeVries earned All-American honors and RB Sedrick Shaw rushed for over 1,000 yards for the third consecutive season.

1997 - If ever the Hawkeyes had a season that could have been, 1997 would be the year. Iowa posted a 7-5 overall record (4-4 in the Big Ten) and participated in the Norwest Sun Bowl, earning its third straight bowl invitation. But narrow road losses at national champion Michigan (28-24), Wisconsin (13-10) and Northwestern (15-14) put a damper on what could have been a great season. RB Tavian Banks, WR Tim Dwight and DT Jared DeVries earned All-American honors and Dwight led the nation in punt returns.

1998 - On Nov. 25, 1998, Hayden Fry announced his retirement as head coach after a successful 20-year career with the Hawkeyes. Fry had a record of 143-89-6 at Iowa and a 232-178-10 mark over his 37 seasons as a college head football coach.

Iowa struggled to a 3-8 record on the field, with five of the eight losses coming to teams ranked in the final top 25. Three Hawkeye losses came at the hands of teams ranked in the top six in the country.

Iowa was led on offense by three freshmen, as QB Kyle McCann led the team in passing, RB Ladell Betts led the team in rushing and WR Kahlil Hill led the team in receiving. Senior DT Jared DeVries earned consensus all-America honors.

1999 - Kirk Ferentz began a new coaching era as Iowa finished the season with a 1-10 record while facing what was regarded as the fourth strongest schedule in the nation. Three of Iowa's losses went down to the final play of the game, with the Hawkeyes allowing a score at Northwestern and failing to score from inside the 10-yardline in home losses to Indiana and Minnesota.

2000 - Iowa opened the season in the Eddie Robinson Classic against Kansas State on Aug. 26, marking the earliest date ever for an Iowa football game. The Hawkeyes, facing the sixth-strongest schedule in the nation, posted a 3-9 overall record. The Hawkeyes won their first overtime game ever, 26-23 at Penn State, in double overtime. A late season 27-17 win over Northwestern forced the Wildcats to share the Big Ten title. Iowa finished strong, winning two of final three games to set the table for the success of 2001 and 2002.

2001 - Iowa opened the season with three straight wins and ended the season winning three of its final four games, including a 19-16 victory over Texas Tech in the Alamo Bowl. The Hawkeyes posted an overall 7-5 record and tied for fourth in the Big Ten with a 4-4 mark. All five of Iowa's setbacks came by less than 10 points. Iowa led the Big Ten in scoring (32.6) as Coach Kirk Ferentz led Iowa to a bowl win in just his third season.

2002 - Iowa posted a perfect 8-0 record in Big Ten play to earn a share of the conference title with Ohio State. After a 3-1 start in non-conference play, the Hawkeyes began league play with a 42-35 overtime win at Penn State and went on to earn the league title in Coach Kirk Ferentz' fourth year. Iowa posted a final mark of 11-2 after a loss to Southern California in the 2003 Orange Bowl in Miami. Iowa earned its first-ever Bowl Championship Series invitation.

Ferentz earned Big Ten and national Coach of the Year honors, while 11 Hawkeyes were named first team all-Big Ten. QB Brad Banks placed second in the voting for the Heisman Trophy and was the Big Ten Conference MVP. Banks was also the Associated Press Player of the Year and earned the Davey O'Brien Award as the top quarterback in the nation. OL Eric Steinbach was the Big Ten Lineman of the year, while TE Dallas Clark earned the John Mackey Award and PK Nate Kaeding earned the Lou Groza award.

Iowa averaged over 37 points a game in leading the Big Ten in scoring for the second straight season, while the Hawkeye defense ranked fifth in the nation against the run.

2003 - For the first time in school history, Iowa won 10 or more games in consecutive seasons after posting a 10-3 mark in 2003, putting an exclamation mark on the season with a 37-17 win over Florida in the 2004 Outback Bowl.

Iowa's 21 wins over the past two seasons are the most ever for Iowa football in a two-year period. The Hawkeyes finished the season ranked eighth in the final polls, the first back-to-back top 10 finishes for Iowa football since the 1950's. Coupled with the 2003 Orange Bowl, Iowa also has played in January bowl games in consecutive seasons for the first time in the history of the program.

The Hawkeyes opened the season with four straight wins in non-conference play. After a loss at Michigan State, Iowa returned home for a 30-27 win over Michigan, handing the Wolverines their only loss in Big Ten play. After a loss at Purdue in early November, Iowa closed the regular season with wins over Minnesota and Wisconsin. The bowl win over Florida gave the Hawkeyes three straight wins over ranked opponents.

Offensive tackle Robert Gallery was named a consensus all-American and became Iowa's third Outland Trophy winner as the nation's top interior lineman. PK Nate Kaeding was also a first team all-American for the second straight season, becoming Iowa's all-time scoring leader while setting 14 school records during his career.

2004 - Winning its last eight games of the season, Iowa posted a 10-2 record, sharing the Big Ten Conference title for the second time in three seasons. The Hawkeyes defeated Wisconsin in Kinnick Stadium on the final day of the regular season to earn the title share with Michigan.

Playing in its third straight January bowl game, Iowa scored a thrilling 30-25 win over defending national champion LSU in the 2005 Capital One Bowl. The Hawkeyes scored the winning touchdown on a 56-yard pass from QB Drew Tate to senior WR Warren Holloway on the final play of the game.

Iowa started the season with a 2-2 mark before making its championship run. The win over Wisconsin increased Iowa's winning streak to 18 straight home games and 13 straight conference games, both school records.

Tate, DE Matt Roth, LB Chad Greenway and LB Abdul Hodge were named first team all-Big Ten, while Coach Kirk Ferentz was named Big Ten Conference Coach of the Year for the second time in three seasons.

2005 - Iowa finished the 2005 season with a 7-5 record and in a third place tie in the Big Ten standings. A pair of heartbreaking, last minute losses to Michigan and Northwestern is all that separated Iowa from at least a piece of its third league title in four years. The Hawkeyes' success earned them their second Outback Bowl appearance in three years.

Despite a year of triumphs and disappointments, Iowa finished the year as one of only four teams in the nation to have played in January bowl games the last four years.

LB Chad Greenway, DB Jovon Johnson and DE Kenny Iwebema were named all-Big Ten first team, while LB Abdul Hodge, RB Albert Young and PK Kyle Schlicher earned second team accolades.

2006 - Iowa started the season winning five of its first six games and becoming a fixture in the nation's top 20. The second half of the season was just the opposite as injuries took their toll and the Hawkeyes dropped five of their final six regular season contests.

But, Iowa did well enough to get invited to its sixth straight bowl game and came excruciatingly close to an upset of the defending national champion Texas Longhorns in the Alamo Bowl, before succumbing (26-24). The game was played before the biggest sports crowd ever to witness a sporting event in the Alamodome.

OL Mike Jones was named to the coaches first all-Big Ten team. OL Marshal Yanda, LB Mike Klinkenborg, TE Scott Chandler and DB Marcus Paschal were second team choices.

Iowa was the only team in the country to have three players (OL Mike Elgin, DB Adam Shada and LB Mike Klinkenborg) represented on the first academic all-America team.

2007 - Iowa finished the season with a 6-6 overall record. Iowa finished tied for fifth in the Big Ten with a 4-4 mark. After starting the season with a 2-4 record, Iowa won four of its last six and just missed being selected for a bowl game. The Hawkeyes were bowl eligible for the seventh straight season and finished in the Big Ten's upper division for the sixth time in seven years. Iowa broke the school record for fewest turnovers in a season (13).

DT Mitch King earned first team all-Big Ten accolades by the coaches and second team honors by the media. CB Charles Godfrey was recognized on the second team by the coaches and was an honorable mention honoree by the media.

Iowa's offense isn't making any excuses, but... at least 11 players who appeared on the spring, or early fall, two-deep are either off the roster or were injured for a significant amount of time. The Iowa offense could have looked much different with some of the following names on the two-deep: WR Andy Brodell, OL Dace Richardson, OL Rob Bruggeman, OL Bryan Bulaga, OL Alex Kanellis, TE Tony Moeaki, WR Colin Sandeman, WR Dominique Douglas, WR Anthony Bowman, WR Trey Stross and RB Shonn Greene.

2008 - Led by a great group of 15 seniors, Iowa won five of its last six games and earned a spot in the prestigious Jan. 1 Outback Bowl against South Carolina, winning 31-10.

The 2008 Hawkeyes finished the season with a 9-4 record and were ranked 20th in both final major polls. The Outback Bowl champions became the fourth Iowa team in the last seven years to win at least nine games. The Hawkeyes also played in a January bowl game for the fifth time in seven years.

Along the way, running back Shonn Greene broke seven school records and three school individual bowl records en route to becoming a consensus all-American and won the Doak Walker Award as the nation's top running back. Greene also was named the Big Ten's Most Valuable Player. On the defensive side, Mitch King also earned all-America honors and was named Big Ten Defensive Lineman of the Year.

The Hawkeyes tied for fourth (5-3 league record) and wound up as the league's only winner in the bowl season. Iowa's four losses came by a combined 12 points.

Iowa ranked in the top 20, nationally, in six statistical categories (5th - Pass efficiency defense, scoring defense and fewest penalty yards; 9th - rushing defense; 12th - total defense; 19th - red zone defense).

2009 - The 2009 Hawkeyes will be remembered as one of the most entertaining, talented and successful teams in Hawkeye history. The 11 wins equal (2002) the program record for victories in a season. The regular season win total of 10 was achieved for only the fourth time. For the first time ever, the Hawkeyes won their first nine games of a season. And, for the sixth time in eight years, Iowa played in a January bowl game. And, more importantly, Iowa won a BCS caliber bowl game for the first time since 1959.

Iowa posted an 11-2 overall record and a 6-2 Big Ten mark, good enough for a second place tie with Penn State. The Hawkeyes won at least nine games for the fifth time in the last eight years and won 10 games or more for the seventh time in school history.

In addition to Iowa's 24-14 win over ninth-ranked Georgia Tech in the FedEx Orange Bowl, the Hawkeyes posted road wins at Penn State, Wisconsin, Michigan State and Iowa State. An overtime loss at eventual league champion Ohio State was the only road blemish. A seven-point home loss to Northwestern was Iowa's only other loss. The Hawkeyes posted four wins by three points or less for the first time in school history.

Another road block during the 2009 season was an unusually high number of injuries to several starters. The loss of two offensive linemen, tight end, quarterback, running backs, receivers, defensive backs and a linebacker were all part of the scenario Iowa's coaching staff had to deal with. All of the above mentioned positions lost starters for at least part of the season.

The Hawkeyes ranked seventh in both major polls at the conclusion of the season, the highest final ranking for the program since 1960.

Individually, several Hawkeyes reaped the rewards of the successful season. Defensive end Adrian Clayborn was named MVP of the FedEx Orange Bowl. Coach Kirk Ferentz was named Big Ten Coach of the Year for the third time. Offensive tackle Bryan Bulaga was picked as the league's Offensive Lineman of the Year. He joined Dace Richardson (OL), Tony Moeaki (TE), Clayborn (DE), Pat Angerer (LB), Tyler Sash (DB) and Amari Spivey (DB) on the first all-Big Ten team. Six Hawkeyes were selected in the 2010 NFL Draft.

2010 - Iowa concluded the season with a 27-24 win over 12th-ranked Missouri in the Insight Bowl. The Hawkeyes earned their second straight bowl victory over a top-15 opponent and won three consecutive bowl games for the first time in school history.

The Insight Bowl win over the Tigers marked Iowa's fourth 2010 victory over a ranked opponent, the most by an Iowa team since 2003. Iowa played seven ranked opponents in 2010, the most for the Hawkeyes under Kirk Ferentz.

Iowa posted a 7-5 regular season record, including a 4-4 mark in Big Ten Conference play (fourth). The Hawkeyes placed in the first division of the Big Ten for the ninth time in the last 10 years.

Iowa's record came against one of the toughest schedules in the nation. In each of Iowa's five losses, the Hawkeyes were either tied or leading in the fourth quarter. The five losses came by a total of 18 points and the four league losses were by a collective 11 points. Iowa's most impressive wins were a 37-6 win over Michigan State, which shared the Big Ten title while posting an 11-2 overall record, and the Insight Bowl win over Missouri (10-3), which tied for the North Division title in the Big 12 Conference.

Sophomore DB Micah Hyde was named defensive Player of the Game, as his 72-yard interception return for a touchdown in the fourth quarter provided Iowa's winning margin.

Four Hawkeyes earned first team all-Big Ten honors, including DE Adrian Clayborn, DB Tyler Sash, DB Shaun Prater and WR Derrell Johnson-Koulianos. Clayborn earned consensus All-America honors and was a finalist for both the Rotary Lombardi Award and the Ted Hendricks Award. Quarterback Ricky Stanzi was a finalist for the Johnny Unitas Golden Arm Award. Punter Ryan Donahue was one of three finalists for the Ray Guy Award.

2011 - Iowa completed the season with a 7-6 overall record and a 4-4 mark in Big Ten play. The Hawkeyes were bowl eligible for the 11th straight season, dropping a 31-14 decision to Oklahoma in the 2011 Insight Bowl at Tempe, Arizona.

Iowa posted a 3-1 mark in nonconference action, with the only blemish being a three-overtime loss at Iowa State. The Hawkeyes were 1-3 against ranked opponents. Iowa defeated 13th-ranked Michigan (24-16) and lost to 13th-ranked Michigan State (37-21), both at home. Iowa lost at 22nd-ranked Nebraska (20-7) and to 14th-ranked Oklahoma at the Insight Bowl.

Iowa's offense was led by senior WR Marvin McNutt, Jr., and junior QB James Vandenberg. McNutt set single-season (1,315) and career (2,861) records for receiving yards and touchdowns (12 and 28). His 82 receptions tied the single-season record. Vandenberg threw for 3,022 yards and 25 touchdowns, completing 58.7% of his pass attempts. Marcus Coker's rushing total of 1,384 yards ranks fourth best for a single season at Iowa.

Sophomore linebackers James Morris and Christian Kirksey led the Hawkeyes in tackles, each with 110. Senior DT Mike Daniels (13.5-63) and senior DE Broderick Binns (12-58) led the team in tackles for loss. Junior CB Micah Hyde and sophomore safety Tanner Miller each had three interceptions and Hyde matched Binns with eight pass break-ups.

McNutt was named the top receiver in the Big Ten Conference, while McNutt, OL Riley Reiff and DB Shaun Prater earned first team all-Big Ten recognition. For the third straight year, Iowa had six players selected in the annual NFL draft, including Reiff, who gave the Hawkeyes a first round selection for the third straight year.

2012 - Iowa posted a 4-8 overall record, including a 2-6 mark in Big Ten play. The Hawkeyes were the only team in the nation to play in six games decided by three points or less during the regular season, posting a 2-4 mark in those games. Iowa had two games decided by a single point (1-1) and won at Michigan State in overtime. In two losses, at home to Central Michigan and Purdue, the visitors scored the winning points on a field goal on the final play.

The Hawkeyes played nine games against teams that were selected for bowl games, in addition to an eight-win Penn State team.

The Hawkeyes started fast in Big Ten play, earning a win over previously undefeated Minnesota (31-13) and the double-overtime win at Michigan State (19-16).

Senior DB Micah Hyde led the Iowa defense by earning the Tatum-Woodson Award as the top defensive back in the Big Ten. Hyde was a first team All-Big Ten selection, while senior center James Ferentz earned second team honors.

Junior linebackers Anthony Hitchens led the team in tackles (124), while junior linebacker Christian Kirksey was third in tackles (95) had two pass interceptions and four recovered fumbles.

The Iowa offense was led by sophomore running backs Mark Weisman and Damon Bullock, despite the fact that both battled injuries throughout the season. Weisman played in 10 games and rushed for 815 yards and eight scores. Quarterback James Vandenberg passed for 2,249 yards and seven touchdowns.

Hyde was drafted in the fifth round of the NFL Draft by the Green Bay Packers.

2013 - Iowa finished the season 8-5 overall and 5-3 in the Big Ten. The Hawkeyes placed second in the Legends Division. Iowa accepted an invitation to play in the 2014 Outback Bowl in Tampa, Florida, dropping a 21-14 decision to No. 14 LSU.

The 2014 Outback Bowl marked Iowa's 11th bowl appearance overall, and seventh January bowl appearance, since 2001. Iowa's 2013 schedule included eight bowl teams, including two teams that competed in BCS bowl games. With the 8-5 final record, Iowa was one of six BCS conference teams to have improved by four victories or more from 2012.

Iowa's five losses were to teams that finished with a combined record of 56-12, for a winning percentage of .824. The Hawkeyes earned four road wins, their highest total since 2009 (4). Iowa won three of four trophy games, winning at Iowa State, Minnesota and Nebraska, while falling to Wisconsin in Iowa City.

Iowa rushed for 2,339 rushing yards, its highest single-season total since 2008 (2,453). Junior Mark Weisman led the ground game with 975 yards and eight touchdowns on 227 attempts. Quarterback Jake Rudock completed 204-346 attempts for 2,383 yards and 18 touchdowns, while junior Kevonte Martin-Manley led the receivers with 40 receptions for 388 yards and five scores.

Three Hawkeye linebackers recorded over 100 tackles (Anthony Hitchens 112, James Morris 107, Christian Kirksey 104). It is the first time in program history three players recorded 100 tackles (tackles became official stat in 1968). Hitchens and junior OT Brandon Scherff were named the Roy J. Carver Most Valuable Players.

Three Hawkeyes were selected in the 2014 NFL Draft, including tight end C.J. Fiedorowicz (Houston, third round), Kirksey (Cleveland, third round) and Hitchens (Dallas, fourth round).

2014 - Iowa posted a 7-6 overall record, including a 4-4 record in Big Ten play. The Hawkeyes were bowl eligible for the 13th time in the last 14 seasons, dropping a 45-28 decision to Tennessee in the 2015 TaxSlayer Bowl in Jacksonville, Florida.

Iowa posted a 3-1 record in non-conference action, defeating Northern Iowa, Pittsburgh and Ball State while dropping a 20-17 decision to Iowa State on the final play of the game. In conference action the Hawkeyes lost a two-point decision to West Division champion Wisconsin and an overtime contest to Nebraska.

The Hawkeyes had three road wins, marking the first time in the Ferentz era Iowa has had back-to-back winning seasons on the road. Offensive tackle Brandon Scherff became Iowa's fourth recipient of the Outland Trophy, which goes annually to the top offensive lineman in college football. Scherff was named the Rimington-Pace Offensive Lineman of the Year in the Big Ten and was a unanimous consensus All-American.

Second team all-Big Ten honors went to OL Austin Blythe, LB Quinton Alston, DT Carl Davis, and DT Louis Trinca-Pasat and DL Drew Ott. TE Jake Duzey, SS John Lowdermilk, FS Jordan Lomax, DB Desmond King, WR Tevaun Smith and RT Andrew Donnal earned honorable mention.

Three Hawkeyes were selected in the 2015 NFL Draft. OL Brandon Scherff was selected by Washington in the first round, being the fifth player taken in the draft. DL Carl Davis was selected by Baltimore in the third round and OL Andrew Donnal was a fourth round selection of the St. Louis Rams.

2015 - Iowa opened the season 12-0 for the first time in school history, winning the Big Ten Conference West Division. The 12 wins are a program record, and the 12-game winning streak ranked fourth all-time (20, 1920-23; 14, 1899-00; 13, 2008-09). The Hawkeyes completed the year with a 12-2 record, falling in the Big Ten title game to Michigan State (19-16) and dropping a 45-16 decision to Stanford in the 2016 Rose Bowl.

Iowa finished the season ranked No. 9 in the Associated Press poll. It is the fifth time since 2002 Iowa has finished the season ranked in the top 10 (7th in 2009, 8th in 2004, 8th in 2003, 8th in 2002), and the 13th time in program history.

Head coach Kirk Ferentz was named Big Ten Coach of the Year for the fourth time in his career (2002, 2004, 2009, and 2015). Ferentz was also named Eddie Robinson and Woody Hayes national Coach of the Year and earned the Bobby Dodd Award.

The Hawkeyes were 5-0 in true road games with a pair of wins over ranked opponents (#18 Wisconsin; #20 Northwestern). Iowa was one of only five schools with multiple road wins over ranked opponents. Junior QB C.J. Beathard became the only quarterback in school history to win his first 13 career starts, and one of only three Power 5 quarterbacks to win each of their first 13 career starts since 2010.

Junior DB Desmond King became the 23rd consensus All-American in school history and the eighth different Hawkeye under Kirk Ferentz to earn consensus All-America honors. King tied the single-season school record (Lou King, 1981; Nile Kinnick, 1939) with eight interceptions. He also earned the Jim Thorpe Award, which goes to the top defensive back in the nation.

Jordan Canzeri (256 vs. Illinois), Akrum Wadley (204 at Northwestern), and LeShun Daniels (195 vs. Minnesota) each rushed for at least 195 yards in a single game, making Iowa the first FBS team since LSU in 1997 to have at least three different players rush for 195-plus yards in a single game in the same season.

2016 - Iowa posted an overall 8-5 record, making its fourth straight appearance in a January bowl game. The Hawkeyes finished the regular season with three straight wins, tied for second in the Big Ten Conference West Division, and played in a bowl game for the 14th time in the last 16 seasons. The Hawkeyes fell to Florida, 30-3, at the 2017 Outback Bowl. It was Iowa's fifth Outback Bowl appearance and 10th January bowl game under Kirk Ferentz. The Hawkeyes allowed only 11 first downs in the game, tying an Outback Bowl record.

Iowa's stretch run in November included home wins over No. 2 Michigan (14-13) and No. 15 Nebraska (40-10). Earlier in the year the Hawkeyes won trophy games over Iowa State (42-3) and at Minnesota (14-7).

Senior defensive back Desmond King earned first team All-America honors for the second straight season to highlight Iowa's individual awards. Senior defensive tackle Jaleel Johnson joined King as a first team selection on the All-Big Ten honor squad, while junior linebacker Josey Jewell was a second team selection for the second consecutive season.

Iowa's offensive line earned the Joe Moore Award, presented to the best offensive line in college football. That group led the way as two Iowa running backs, senior LeShun Daniels, Jr., and junior Akrum Wadley, each rushed for over 1,000 yards.

Jewell led the Hawkeye defense for the second straight year, recording 124 tackles. King and sophomore Brandon Snyder each had three interceptions. King is the only Big Ten player in the last 20 years to have 12 or more interceptions and 1,500 or more combined kickoff and return yards. King had 14 career interceptions, tied for fourth most in program history, and 1,962 combined return yards on kickoff and punt returns. The combined punt and kick return yards rank third all-time in school history.

2017 - Iowa posted an 8-5 overall record, concluding the season with a 27-20 win over Boston College in the New Era Pinstripe Bowl. Iowa advanced to postseason play for the 15th time in the last 17 seasons while posting a 4-5 Big Ten record (T-3rd, West Division).

The season highlights included a 55-24 win over No. 3 Ohio State in Kinnick Stadium, and a 56-14 win at Nebraska to close the regular season. With wins over Minnesota and at Iowa State, the Hawkeyes won three of four trophy games. In addition to the win over Ohio State, Iowa lost to No. 4 Penn State on the final play of the game, and lost to No. 6 Wisconsin in Madison. Three of Iowa's five losses came by seven points or less, while the Hawkeyes split a pair of overtime contests (won at Iowa State, lost at Northwestern).

Senior linebacker Josey Jewell and junior defensive back Joshua Jackson led the Iowa defense. Both Jewell and Jackson earned unanimous consensus All-America honors. Jewell earned the Lott IMPACT Trophy and was a finalist for the Nagurski Trophy. Jackson was one of three finalists for the Jim Thorpe Award. Jackson led the nation with eight interceptions, while Jewell led the team in tackles and completed his career in fourth place on the career tackle chart.

Jewell was named defensive Player of the Year and Linebacker of the Year in the Big Ten, while Jackson was named the Defensive Back of the Year.

Senior offensive lineman Sean Welsh joined Jackson and Jewell in earning first-team All-Big Ten honors. Sophomore defensive end Anthony Nelson was named first-team CoSIDA Academic All-America, while junior defensive end Parker Hesse earned second team honors. Senior running back Akrum Wadley led the Hawkeye offense, rushing for over 1,000 yards for the second consecutive season. Wadley was named MVP of the Pinstripe Bowl after collecting 283 all-purpose yards. Wadley ended his career ranked fifth in career rushing and ninth in all-purpose yards.

The Iowa defense allowed just 19.9 points per game and led the nation with 21 pass interceptions. The Hawkeyes had four interception returns for touchdowns.

2018 - Iowa completed the season with a 9-4 overall record, following a 27-22 win over No. 18 Mississippi State in the 2019 Outback Bowl. Iowa finished the season ranked 25th in the final Associated Press poll. The Hawkeyes tied for second in the Big Ten's West Division with a 5-4 league record.

Kirk Ferentz, completed his 20th season as Iowa's head coach, became the winningest head football coach in school history with win No. 144 in the season opener versus Northern Illinois. Ferentz improved his career mark to 152-101 at Iowa with his eighth bowl win.

Iowa claimed wins in trophy games against Iowa State, Minnesota and Nebraska, along with the Outback Bowl. Three of Iowa's four losses came by six points or less, with Wisconsin and Purdue each taking the lead in the final minute of play.

Sophomore tight end T.J. Hockenson led the Hawkeyes in receiving yards and was recognized with the John Mackey Award as the top tight end in the nation. In addition, Hockenson was named to multiple All-America teams and was the Kwalick-Clark Big Ten Tight End of the Year while earning first team honors.

Defensive back Amani Hooker was named the Tatum-Woodson Defensive Back of the Year in the Big Ten, while wide receiver Ihmir Smith-Marsette was recognized as the Rodgers-Dwight Big Ten Return Specialist of the Year.

Junior quarterback Nate Stanley completed 26 touchdown passes for the second straight season as Iowa averaged 31.2 points per game. Stanley has thrown 52 scoring passes and passed for over 5,300 yards in two seasons.

Defensively, Iowa ranked third in the nation in interceptions (20), after leading the nation in 2017. The Iowa defense also ranked seventh in total defense (293.6), eighth in turnovers gained (27), 11th in scoring defense (17.8) and 12th in rushing defense (109.5).

On special teams Iowa ranked fourth nationally in kickoff returns (27.3) and eighth in KO return defense (16.4).

2019 - Iowa completed the season with a 10-3 overall record, following a 49-24 win over No. 22 Southern California in the 2019 Holiday Bowl, recording the sixth 10-win season since 1999. Iowa won its final four games of the season and finished the season ranked 15th in the final rankings poll. The Hawkeyes were third in the Big Ten's West Division with a 6-3 league record.

Kirk Ferentz, completed his 21st season as Iowa's head coach. He is the winningest head football coach in school history with a 162-104 record. Ferentz has nine bowl wins to tie for second among Big Ten coaches. His 97 Big Ten Conference wins rank fourth in Big Ten Conference history.

Iowa claimed wins in trophy games against Iowa State, Minnesota and Nebraska, along with the Holiday Bowl, its third straight bowl victory.

Iowa's defense ranked in the top 20 in scoring, rushing, passing, and total defense. Iowa was fifth in the country in scoring defense (14.0 ppg), 12th in total defense (308.2 ypg), 14th in rushing defense (112.5), and 19th in passing defense (195.7 ypg). Iowa's scoring defense ranked second in the Big Ten to Ohio State (13.7). The Hawkeyes held seven-of-13 opponents to their season-low point total.

Three Iowa players landed on postseason All-America teams. K Keith Duncan was a consensus All-American, the 26th in school history and 11th under Ferentz. OL Tristan Wirfs was named to the FWAAs and Walter Camp first teams, and the AP and AFCA second teams. DE A.J. Epenesa was an AP, AFCA, and Walter Camp second-team All-American. Duncan was named the Bakken-Anderson Kicker of the Year in the Big Ten Conference, while Wirfs was named Rimington-Pace Offensive Lineman of the Year in the Big Ten.

Senior QB Nate Stanley started all 13 games in 2019 and all 39 games from 2017-19. Iowa posted a 27-12 record in Stanley's three seasons as starting quarterback. Stanley passed for 2,951 yards with 16 touchdowns in 2019. He ranks second in career passing touchdowns (68), career passing yards (8,302), career completions.

Freshman RB Tyler Goodson started the final four games of the season and became the first true freshman to ever lead the team in single-season rushing yards (638). Senior linebacker Kristian Welch led the team with 87 tackles despite missing three games due to injury.

2020 - The 2020 season started late and ended early, due to COVID-19. The Hawkeyes did not open the season until Oct. 24 and began by dropping close decisions at Purdue (24-20) and to Northwestern (21-20). From that point the Hawkeyes won their final six games of the year. A final home game with Michigan was canceled due to COVID, as was the 2020 Music City Bowl, where Iowa was scheduled to face Missouri. The Hawkeyes have earned 18 bowl invitations in the last 20 seasons.

With Iowa's 41-21 win at Penn State, Kirk Ferentz earned Big Ten win No. 100. Ferentz ranks fourth in Big Ten history in both conference wins and overall wins (168).

Iowa ranked 15th in the nation in the final CFP rankings coaches poll, and 16th in the Associated Press rankings. The current streak of eight straight bowl invitations matches the longest streak in program history.

Iowa won six straight Big Ten games for the fifth time in the last 30 years (2020, 2015, 2008, 2004, 1991). During the win streak Iowa outscored its opponents 214-83.

Iowa was 3-0 in trophy games in 2020, defeating Minnesota, Nebraska, and Wisconsin. Iowa and Iowa State did not play for the Cy-Hawk Trophy due to Iowa playing Big Ten games only.

Defensive tackle Daviyon Nixon earned first-team All-America recognition on all five All-America teams to become the ninth unanimous consensus All-America selection in school history. He was named Big Ten Defensive Player and Defensive Lineman of the Year. Freshman Tory Taylor was named the Big Ten Punter of the Year and was named Freshman All-America by the FWAAs.

Those earning first-team All-Big Ten honors included Nixon, Taylor, defensive end Chauncey Golston, center Tyler Linderbaum, offensive tackle Alaric Jackson and running back Tyler Goodson. Nixon was a finalist for the Outland Trophy and Nagurski Award, and a semifinalist for the Bednarik Award. Linderbaum was one of three finalists for the Rimington Trophy, Taylor a semifinalist for the Ray Guy Award and Golston was a semifinalist for the Lott IMPACT Trophy.

Senior kicker Keith Duncan completed his career with the best career field goal percentage (.825, 52-63) in program history. His 20 field goals of 40 yards or more are the most by an Iowa kicker, and he ranks fourth in career field goals and sixth in scoring (252).

Iowa extended its streak to 22 straight games without surrendering 25 points, the longest streak in the nation among Power 5 teams. The Hawkeyes ranked No. 1 in the nation in 2020 in defensive yards per play (4.3). Iowa ranked No. 2 in the Big Ten in total defense (313.8) and scoring defense (16.0), No. 3 in rush defense (107.6) and No. 5 in pass defense (206.1). The Hawkeyes ranked third in the Big Ten with 11 interceptions (Indiana 17; Northwestern 14). Iowa has 64 interceptions since 2017, tied for the most by any team in the country. Senior linebacker Nick Niemann led the team with 77 tackles, ranking fourth in the Big Ten.

HAWKEYES AT NIGHT

Iowa has hosted 20 night games in Kinnick Stadium's history, holding a 13-7 record in those contests. The Hawkeyes have won seven of their last 10 night games in Kinnick Stadium, including winning two games in both 2015 and 2016, and splitting two night games in 2017, 2018 and 2019. Iowa's first ever night game took place at George Washington University on Oct. 28, 1932 (7 p.m.). Below is a list of night games in Kinnick Stadium:

Date	Opponent	Result	Start Time
Sept. 5, 1992	Miami, Florida	L, 24-7	7 p.m.
Sept. 18, 1999	Northern Illinois	W, 24-0	5 p.m.
Sept. 14, 2002	Iowa State	L, 36-31	5 p.m.
Sept. 20, 2003	Arizona State	W, 21-2	5 p.m.
Sept. 30, 2006	Ohio State	L, 38-17	7 p.m.
Sept. 8, 2007	Syracuse	W, 35-0	7 p.m.
Oct. 10, 2009	Michigan	W, 30-28	7 p.m.
Oct. 2, 2010	Penn State	W, 24-3	7 p.m.
Oct. 15, 2011	Northwestern	W, 41-31	6 p.m.
Oct. 20, 2012	Penn State	L, 38-14	7 p.m.
Sept. 19, 2015	Pittsburgh	W, 27-24	7 p.m.
Nov. 14, 2015	Minnesota	W, 40-35	7 p.m.
Sept. 10, 2016	Iowa State	W, 42-3	6:30 p.m.
Nov. 12, 2016	Michigan	W, 14-13	7 p.m.
Sept. 23, 2017	Penn State	L, 21-19	6:30 p.m.
Oct. 28, 2017	Minnesota	W, 17-10	5:30 p.m.
Sept. 15, 2018	Northern Iowa	W, 38-14	6:40 p.m.
Sept. 22, 2018	Wisconsin	L, 28-17	7:35 p.m.
Aug. 31, 2019	Miami, Ohio	W, 38-14	6:45 p.m.
Oct. 12, 2019	Penn State	L, 12-17	6:44 p.m.

IOWA VS. TOP-RANKED OPPONENTS

Iowa has played 11 games (0-10-1) against top-ranked opponents in its history. Below is a list of Iowa's games vs. top-ranked foes:

Game	Date	Result, Score
Ohio State at Iowa	Sept. 30, 2006	L, 38-17
Iowa at Nebraska	Sept. 23, 2000	L, 42-13
Miami at Iowa	Sept. 5, 1992	L, 24-7
Iowa at Ohio State	Oct. 11, 1975	L, 49-0
Iowa at Ohio State	Nov. 17, 1973	L, 55-13
Michigan State at Iowa	Nov. 6, 1965	L, 35-0
Iowa at Notre Dame	Nov. 21, 1964	L, 28-0
Ohio State at Iowa	Oct. 31, 1964	L, 21-19
Iowa at Notre Dame	Nov. 21, 1953	T, 14-14
Iowa at Notre Dame	Nov. 19, 1949	L, 28-7
Minnesota at Iowa	Nov. 15, 1941	L, 34-13

IOWA IN OVERTIME

Iowa holds a 7-5 record in overtime games. Iowa won its first overtime contest, defeating Penn State 26-23 on Nov. 4, 2000, in State College, Pennsylvania. The Hawkeyes are 3-4 in single overtime, 3-0 in double overtime and 1-1 in triple overtime. Iowa is 2-2 in overtime in Kinnick Stadium and 5-3 in overtime road games. Following are Iowa's overtime games:

Date	Result	OT's	Opponent	Site
11/04/00	W, 26-23	Double	Penn State	State College, Pa.
9/28/02	W, 42-35	Single	Penn State	State College, Pa.
10/22/05	L, 23-20	Single	Michigan	Iowa City
9/09/06	W, 20-13	Triple	Syracuse	Syracuse, N.Y.
10/27/07	W, 34-27	Double	Michigan State	Iowa City
11/14/09	L, 27-24	Single	Ohio State	Columbus, Ohio
9/10/11	L, 44-41	Triple	Iowa State	Ames, Iowa
10/13/12	W, 19-16	Double	Michigan State	E. Lansing, Mich.
10/26/13	W, 17-10	Single	Northwestern	Iowa City
11/28/14	L, 37-34	Single	Nebraska	Iowa City
9/9/17	W, 44-41	Single	Iowa State	Ames, Iowa
10/21/17	L, 17-10	Single	Northwestern	Evanston, Ill.

9/4 (3-1)

1993... * ... TulsaW26-25
 1999... * ... NebraskaL7-42
 2004... * ... Kent StateW39-7
 2010... * ... Eastern Illinois.....W37-7

9/11 (3-4)

1971..... Ohio State.....L21-52
 1976..... Illinois.....L6-24
 1982..... Nebraska.....L7-42
 1993..... Iowa State.....W31-28
 1999..... Iowa State.....L10-17
 2004... * ... Iowa State.....W17-10
 2010... * ... Iowa State.....W35-7

9/18 (2-6)

1965... * ... Washington StateL0-7
 1971..... Oregon StateL19-33
 1976... * ... SyracuseW41-3
 1982... * ... Iowa State.....L7-19
 1993... * ... Penn StateL0-31
 1999... * ... Northern IllinoisW24-0
 2004... * ... Arizona StateL7-44
 2010..... at ArizonaL27-34

9/25 (6-3)

1937..... WashingtonL0-14
 1943..... Great Lakes.....L7-21
 1948... * ... Marquette.....W14-12
 1954... * ... Michigan State.....W14-10
 1965..... Oregon StateW27-7
 1971... * ... Penn StateL14-44
 1976..... Penn StateW7-6
 1982..... ArizonaW17-14
 2004..... MichiganL17-30
 2010... * ... Ball StateW45-0

10/1 (8-6-2)

1894... * ... Iowa State.....L8-16
 1898... * ... Knox.....T0-0
 1904... * ... CornellW88-0
 1921... * ... Knox.....W52-14
 1927... * ... Monmouth.....W32-6
 1932... * ... Bradley Tech.....W31-7
 1949..... PurdueW21-7
 1955..... WisconsinL14-37
 1960..... Northwestern.....W42-0
 1966... * ... WisconsinL0-7
 1977... # ... UCLA.....W16-34
 1983..... Illinois.....L0-33
 1988..... Michigan State.....T10-10
 1994... * ... MichiganL14-29
 2005... * ... Illinois (h)W35-7
 2016... * ... Northwestern (h)L31-38

10/9 (8-7)

1903... * ... Drake.....W22-6
 1909... * ... CornellW3-0
 1915..... MorningsideW17-6
 1920... * ... CornellW63-0
 1926... * ... North DakotaW40-7
 1937... * ... Bradley Tech.....W14-7
 1943... * ... Iowa Preflight.....L0-25
 1948..... Ohio State.....W14-7
 1954..... Michigan.....L13-14
 1965... * ... Purdue (h).....L14-17
 1971... * ... Northwestern (h)L3-28
 1976... * ... Ohio State.....L14-34
 1982..... Indiana.....W24-20
 1993..... Indiana.....L10-16
 1999... * ... Penn StateL7-31

10/23 (4-12-1)

1897... * ... P & S.....L0-14
 1909..... Nebraska.....T6-6
 1915..... MinnesotaL13-51
 1920..... ChicagoL0-10
 1926..... Ohio State.....L6-23
 1937... * ... Michigan.....L6-7
 1943..... PurdueL7-28
 1948... * ... Notre DameL12-27
 1954..... Indiana.....W27-14
 1965..... Northwestern.....L0-9
 1971..... Michigan State.....L3-34
 1976..... MinnesotaW22-12
 1982..... MinnesotaW21-16
 1993..... Michigan State.....L10-24
 1999... * ... Indiana (h)L31-38
 2004..... Penn StateW6-4
 2010... * ... WisconsinL30-31

10/30 (10-5)

1897..... KansasL0-56
 1902... * ... Coe.....W11-0
 1909... * ... Missouri.....L12-13
 1926... * ... Carroll.....W21-0
 1937..... PurdueL0-13
 1948... * ... WisconsinW19-13
 1954... * ... WisconsinW13-7
 1965..... Indiana.....L17-21
 1971... * ... WisconsinW20-16
 1976... * ... Northwestern.....W13-10
 1982... * ... Illinois.....W14-13
 1993... * ... PurdueW26-17
 1999..... Ohio State.....L11-41
 2004..... Illinois.....W23-13
 2010... * ... Michigan State.....W37-6

11/6 (6-11)

1903... * ... SimpsonW35-2
 1909..... Drake.....L14-17
 1915..... PurdueL13-19
 1920... * ... Northwestern.....W20-0
 1926... * ... Minnesota (h).....L0-41
 1937... * ... Minnesota (h).....L10-35
 1943... * ... Illinois (h)L10-19

11/6 (6-11) - CONTINUED

1948..... Illinois.....L0-14
 1954... * ... Purdue (h).....W25-14
 1965... * ... Michigan State.....L0-35
 1971..... MichiganL7-63
 1976..... WisconsinL21-38
 1982..... PurdueL7-16
 1993... * ... Northern IllinoisW54-20
 1999... * ... Illinois.....L24-40
 2004... * ... PurdueW23-21
 2010..... Indiana.....W18-13

11/13 (7-11)

1897..... Drake.....W16-0
 1909... * ... Iowa State.....W16-0
 1915... * ... Iowa State (h)L0-16
 1920... * ... Minnesota (h).....W28-7
 1926..... WisconsinL10-20
 1937... * ... Indiana.....L0-3
 1943..... MinnesotaL14-33
 1948... * ... MinnesotaL21-28
 1954..... MinnesotaL20-22
 1965..... Ohio State.....L0-38
 1971... * ... Indiana.....L7-14
 1976... * ... PurdueL0-21
 1982... * ... WisconsinW28-14
 1993..... Northwestern.....W23-19
 1999..... WisconsinL3-41
 2004..... MinnesotaW29-27
 2010..... Northwestern.....L17-21
 2020..... MinnesotaW35-7

11/20 (8-9)

1897... * ... Grinnell.....W16-12
 1902..... Missouri.....L0-6
 1909..... KansasL7-20
 1915..... Nebraska.....L7-52
 1920..... Iowa State.....W14-10
 1926... * ... Northwestern.....L6-13
 1937..... Nebraska.....L0-28
 1943..... Nebraska.....W33-13
 1948..... Boston Univ.....W34-14
 1954... * ... Notre DameL18-34
 1965... * ... North Carolina St.L20-28
 1971..... Illinois.....L0-31
 1976..... Michigan State.....W30-17
 1982..... Michigan State.....W24-18
 1993... * ... MinnesotaW21-3
 1999... * ... MinnesotaL21-25
 2004... * ... WisconsinW30-7
 2010... * ... Ohio State.....L17-20

11/26 (2-0-1)

1891..... Nebraska.....W2-0
 1896... * ... Nebraska.....T0-0
 1903..... Washington, Mo.W12-2

* - - at Iowa City

(h) - - indicates Homecoming game

Year	Points Total-PPG	First Downs	Rushing Att-Yds-YPG	Passing Com-At-Int-TD	Passing Yards-YPG	Total Yds. Plays-Yds-YPG	Punts- Avg.	Fum. - Lost	Pen. Yds.
2020	254-31.8	159	296-1,368-171.0	141-248-5-9	1581-197.6	544-2949-368.6	40-44.1	11-4	38-317
Opp.	128-16.0	141	303-861-107.6	159-275-11-9	1649-206.1	578-2510-313.8	53-41.2	13-7	39-331
2019	335-25.8	248	453-1789-137.6	243-411-7-16	2976-228.9	864-4765-366.5	59-41.6	9-5	56-421
Opp.	182-14.0	216	418-1463-112.5	248-417-12-14	2544-195.7	835-4007-308.2	79-40.7	15-9	71-599
2018	405-31.2	261	488-1929-148.4	242-408-11-27	2946-226.6	896-4875-375.0	56-37.9	12-7	61-539
Opp.	231-17.8	214	435-1424-109.5	230-402-20-19	2393-184.1	837-3817-293.6	73-40.5	13-7	78-728
2017	367-28.2	226	481-1810-139.2	199-355-6-27	2473-190.2	836-4283-329.5	71-38.6	21-13	66-534
Opp.	259-19.9	244	455-1880-144.6	257-459-21-19	2767-212.8	914-4647-357.5	66-39.0	15-5	79-711
2016	324-24.9	217	502-2234-171.8	175-310-10-17	1991-153.2	812-4225-325.0	78-40.9	13-2	65-537
Opp.	245-18.8	236	492-1947-149.8	202-401-9-18	2618-201.4	893-4565-351.2	80-38.6	15-9	67-522
2015	433-30.9	284	568-2544-181.7	227-369-5-17	2862-204.4	973-5406-386.1	68-39.7	19-11	73-683
Opp.	285-20.4	270	469-1700-121.4	265-493-19-17	3074-219.6	962-4774-341.0	76-40.8	15-8	89-824
2014	367-28.5	280	514-2120-163.1	265-437-7-21	3081-237.0	951-5201-5.5	65-37.8	21-15	46-384
Opp.	333-25.6	219	495-2188-168.3	189-352-13-18	2287-175.9	847-4475-5.3	79-39.1	11-3	83-775
2013	342-26.3	256	557-2339-179.9	213-375-15-19	2562-197.1	932-4901-377.0	65-40.0	13-7	52-425
Opp.	246-18.9	207	466-1669-128.4	217-395-13-20	2271-174.7	861-3940-303.1	89-40.8	17-8	60-559
2012	232-19.3	209	404-1476-123.0	223-389-8-7	2249-187.4	793-3725-310.4	68-37.3	14-3	55-491
Opp.	275-22.9	237	473-1945-162.1	224-353-10-16	2634-219.5	826-4579-381.6	58-40.0	19-13	64-585
2011	358-27.5	266	454-1790-137.7	240-412-8-25	3052-234.8	866-4842-372.5	53-41.2	18-10	62-463
Opp.	310-23.8	278	549-2028-156.0	256-413-10-21	2898-222.9	962-4926-378.9	62-42.0	26-9	83-701
2010	376-28.9	261	449-1929-148.4	226-357-6-26	3049-234.5	806-4978-382.9	56-43.6	12-5	64-486
Opp.	221-17.0	249	407-1320-101.5	298-479-19-12	2297-230.5	886-4317-332.1	71-40.9	11-5	85-753
2009	301-23.2	232	454-1485-114.2	213-392-20-19	2887-222.1	846-4372-336.3	61-40.9	11-8	57-447
Opp.	200-15.4	195	285-1607-123.6	190-383-21-9	1988-152.9	844-3595-276.5	78-40.6	20-9	72-619
2008	394-30.3	269	515-2453-188.7	187-320-11-16	2362-181.7	835-4815-370.4	51-40.9	20-13	53-34.3
Opp.	169-13.0	215	397-1222-94.0	256-463-23-9	2656-197.3	860-3787-291.3	76-39.9	17-9	65-46.5
2007	222-18.5	203	438-1515-126.2	199-376-7-17	2281-190.1	814-3796-316.3	87-40.8	13-6	67-579
Opp.	225-18.8	227	454-1464-122.0	247-426-14-13	2750-229.2	880-4214-351.2	75-40.8	19-7	61-487
2006	310-23.8	261	432-1865-143.5	248-423-19-21	3118-239.8	855-4983-383.3	56-37.6	21-12	65-581
Opp.	269-20.7	250	480-1737-133.6	241-423-14-20	2732-210.2	903-4469-343.8	66-40.9	17-6	65-575
2005	360-30.0	272	436-2096-174.7	245-404-8-23	3093-257.8	840-5189-432.4	58-38.4	15-9	52-447
Opp.	240-20.0	256	470-1512-126.0	276-445-10-18	3080-256.7	915-4592-382.7	73-40.9	14-6	65-500
2004	292-24.3	199	428-871-72.6	239-385-14-20	2881-240.1	813-3752-312.7	66-39.9	17-5	91-675
Opp.	211-17.6	202	392-1110-92.5	234-424-17-15	2416-201.3	816-3526-293.8	67-41.2	22-15	59-485
2003	373-28.7	223	535-2241-172.4	171-320-10-19	2095-161.2	855-4336-333.5	82-40.4	20-11	81-636
Opp.	210-16.2	220	480-1205-92.7	257-462-13-11	2884-221.8	942-4089-314.5	93-39.8	22-12	71-651
2002	484-37.2	270	553-2784-214.2	182-314-5-27	2734-210.3	867-5518-424.5	53-39.5	17-11	103-873
Opp.	256-19.7	282	416-1065-81.9	300-535-20-15	3554-273.4	951-4619-355.3	78-39.4	22-11	73-559
2001	391-32.6	242	488-2104-175.3	210-323-13-20	2618-218.2	811-4722-393.5	49-35.7	17-8	78-595
Opp.	258-21.5	211	437-1405-117.1	208-377-13-15	2496-208.0	814-3901-325.1	70-40.2	15-8	61-491
2000	203-16.9	200	403-1090-90.8	230-404-11-16	2580-215.0	807-3670-305.8	74-42.5	22-9	78-652
Opp.	330-27.5	263	521-2331-194.3	216-381-9-21	2960-246.7	902-5291-440.9	56-39.8	21-8	73-646
1999	162-14.7	177	339-1028-93.5	202-376-9-6	2275-206.8	715-3303-300.3	73-41.9	20-8	59-451
Opp.	347-31.5	253	545-2698-245.3	167-296-6-23	2399-218.1	841-5097-463.4	50-40.1	12-7	69-656
1998	172-15.6	171	406-1470-80.9	153-303-15-6	2045-185.9	709-2935-266.8	77-39.3	17-8	71-600
Opp.	287-26.1	212	473-2374-187.3	158-296-12-14	2328-211.6	769-4388-398.9	63-40.0	21-12	89-760
1997	411-34.3	211	522-2604-217.0	143-271-11-24	2263-188.6	793-4867-405.6	57-41.7	22-12	69-560
Opp.	159-13.2	81	469-1816-119.1	151-336-22-13	1875-156.3	805-3304-275.3	90-37.2	22-10	76-678
1996	339-28.3	103	523-2154-179.5	168-293-12-12	2120-176.7	816-4274-356.2	59-43.1	22-12	74-595
Opp.	243-20.3	97	464-1690-140.8	169-361-17-13	2007-167.3	825-3697-308.1	77-41.2	34-16	60-456
1995	368-30.7	131	559-2398-199.8	176-309-16-15	2613-217.8	868-5011-417.6	54-41.5	21-8	95-857
Opp.	259-21.6	91	455-1503-125.3	186-354-18-15	2493-207.8	809-3996-333	65-39.7	18-9	66-577
1994	307-27.9	116	474-2431-221	142-264-13-12	2045-185.9	738-4476-406.9	42-39.7	24-16	75-734
Opp.	324-29.5	137	519-2415-219.6	130-249-9-12	1777-161.6	768-4192-381.1	50-38.6	20-13	67-552
1993	214-17.8	88	452-1296-108	195-330-12-11	2276-189.7	782-3572-297.7	66-40.9	24-10	62-565
Opp.	293-24.4	130	559-2277-189.8	164-319-18-9	2064-172	878-4341-361.8	52-36.8	25-10	64-588
1992	243-20.3	94	491-1566-130.5	247-416-13-18	2723-226.9	907-4289-357.4	64-37.1	20-10	66-551
Opp.	278-23.2	106	461-2047-170.6	184-320-18-11	2135-177.9	781-4182-348.5	60-38.7	26-14	82-664
1991	343-28.6	116	514-2128-177.3	218-346-13-19	2697-224.8	860-4825-402.1	54-32.5	15-8	57-501
Opp.	179-14.9	95	483-1464-122	160-306-12-13	1953-162.8	789-3417-284.8	72-35.5	22-11	58-495
1990	427-35.6	147	577-2699-224.9	196-322-11-17	2456-204.7	899-5155-429.6	52-35.2	32-16	65-552
Opp.	288-24	84	432-1317-109.8	204-374-13-16	2404-200.3	806-3721-310.1	69-38.7	29-18	87-660

Year	Points Total-PPG	First Downs	Rushing Att-Yds-YPG	Passing Com-At-Int-TD	Passing Yards-YPG	Total Yds. Plays-Yds-YPG	Punts- Avg.	Fum. - Lost	Pen. Yds.
1989	197-17.9	201	402-1323-120.3	196-352-17-13	2455-223.2	754-3778-343.5	59-37	36-21	55-459
Opp.	278-25.3	215	480-1611-146.5	182-319-12-13	2233-203	799-3844-349.5	58-39.2	20-15	56-427
1988	336-25.9	278	495-1741-133.9	290-470-14-18	3752-288.6	965-5493-422.5	61-36.1	24-16	70-581
Opp.	236-18.2	223	586-2186-168.2	161-326-17-11	2104-161.9	912-4290-330	73-37.7	36-18	67-537
1987	380-29.2	278	484-1695-141.3	276-448-13-23	3796-292	971-5585-429.6	59-38.8	33-18	69-576
Opp.	250-19.2	194	521-1514-116.5	150-311-22-14	2288-176	883-3802-292.5	73-38.1	25-17	82-674
1986	391-32.6	248	517-2260-188.3	186-324-14-20	2731-227.6	841-4991-415.9	52-40.5	21-14	81-689
Opp.	214-17.8	187	461-1246-103.8	168-325-23-14	2200-183.3	786-3446-287.2	74-41.4	26-16	56-540
1985	440-36.7	284	467-1896-158.0	276-420-16-30	3611-300.9	887-5507-458.9	46-38.6	20-13	60-463
Opp.	167-13.9	195	489-1446-120.5	188-347-19-9	2116-176.3	836-3562-296.8	79-37.7	27-15	59-420
1984	359-27.6	279	607-2105-161.9	226-348-16-23	3053-234.8	955-5158-396.8	70-38.3	33-19	70-596
Opp.	201-15.5	199	474-1308-118.9	204-385-19-15	2231-171.6	859-3539-272.2	64-41.4	29-18	64-504
1983	380-31.7	270	532-2408-200.7	194-346-14-20	3239-269.9	878-5647-470.6	52-37.2	25-12	84-710
Opp.	189-15.8	226	460-1593-132.8	205-413-21-12	2441-203.4	873-4034-336.2	81-40.7	23-11	63-581
1982	229-19.1	224	556-2101-175.1	163-265-12-11	1873-156.1	821-3974-331.2	68-43.8	27-14	66-587
Opp.	230-19.2	219	419-1441-120.1	226-409-20-10	2572-214.2	828-4013-334.4	61-42.2	22-14	58-535
1981	260-23.6	182	520-2153-195.7	109-214-10-7	1422-129.3	734-3575-325	57-45.4	21-14	84-666
Opp.	129-11.7	161	421-956-86.9	156-315-21-7	1834-166.7	736-2790-253.6	71-35.1	30-15	55-489
1980	154-14	174	451-1486-135.1	154-320-13-12	1918-174.4	771-3404-309.5	67-37.6	44-21	62-685
Opp.	238-21.6	204	517-1651-150.1	141-285-14-12	1913-173.9	802-3564-324	65-37.2	27-13	64-649
1979	239-21.7	209	526-2130-193.6	124-248-14-12	1669-151.7	774-3799-345.4	54-37.5	26-18	55-538
Opp.	216-19.6	206	525-1881-171	145-282-16-9	1843-167.5	807-3724-338.5	49-36.1	38-20	49-470
1978	125-11.4	144	522-1366-124.1	90-220-17-4	1083-98.5	742-2449-222.6	85-36.6	32-19	63-658
Opp.	291-26.5	215	547-2054-186.7	138-270-8-21	1947-177	817-4001-363.7	63-37.8	37-16	64-665
1977	171-15.5	160	540-1562-142	100-197-16-6	1276-116	737-2838-258	74-35.4	23-12	60-642
Opp.	229-20.8	194	566-1992-181.1	96-189-9-14	1500-136.4	755-3492-317.5	57-35.5	44-26	57-459
1976	161-14.6	172	562-2144-194.9	60-163-15-5	972-88.4	725-3116-283.3	56-35.6	39-16	64-652
Opp.	234-21.3	181	546-2072-188.4	90-204-12-8	1151-104.6	750-3223-293	62-35.3	14-6	55-841
1975	182-16.5	166	559-2406-218.7	33-125-10-3	597-54.3	684-3003-273	56-37.9	51-14	51-550
Opp.	279-25.4	223	615-2458-223.5	90-169-6-7	1282-116.5	784-3740-340	41-37.9	29-12	55-498
1974	157-14.3	192	574-1982-180.2	88-187-13-6	1193-108.5	761-3175-288.6	56-36.7	33-20	51-413
Opp.	308-28	202	586-3180-289.1	50-130-6-7	723-65.7	716-3903-354.8	46-35.8	28-18	48-503
1973	140-12.7	158	492-1599-145.4	84-217-15-5	1126-102.4	709-2725-247.7	65-35.4	43-27	46-438
Opp.	401-36.5	242	748-3848-349.8	48-107-11-7	716-65.1	855-4564-414.9	40-37.6	30-14	53-547
1972	109-9.9	135	537-1629-148.1	72-175-15-2	825-75	712-2454-223.1	75-35.2	36-17	54-504
Opp.	208-18.9	200	626-2724-247.6	72-172-11-6	989-89.9	798-3293-299.4	56-34.9	48-24	48-415
1971	121-11	134	413-897-81.5	126-282-14-9	1495-135.9	695-2392-217.5	80-35.7	21-10	45-447
Opp.	379-34.5	278	719-3572-324.7	94-197-8-8	1400-127.3	916-4972-452	48-36.1	47-22	67-588
1970	129-11.7	154	529-1935-175.9	67-176-10-4	860-78.2	705-2795-254.1	69-36.5	25-15	45-403
Opp.	259-23.5	221	565-2858-259.8	91-183-4-11	1146-104.2	748-4004-364	48-37	33-16	56-505
1969	255-25.5	238	474-2155-215.5	142-309--13	2088-208.8	783-4243-424.3	51-36.3	27-18	43-455
Opp.	275-27.5	217	580-2205-220.5	117-235--12	1614-161.4	815-3819-381.9	51-39.4	26-19	52-578
1968	322-32.2	236	530-2528-252.8	123-229--13	1876-187.6	759-4404-440.4	52-36.5	27-15	58-497
Opp.	289-28.9	237	621-2819-281.9	85-202--6	1283-128.3	823-4102-410.2	56-36.6	18-10	38-452
1967	161-16.1	180	423-1294-129.4	140-297--9	1748-174.8	720-3042-304.2	71-31.1	22-12	34-289
Opp.	277-27.7	190	564-2544-254.4	95-177--10	1311-131.1	741-3855-385.5	56-36.5	16-10	53-487
1966	86-8.6	135	408-1385-138.5	91-226-21-3	1210-121.0	634-2595-259.5	63-34.8	28-13	41-393
Opp.	253-25.3	188	463-1990-199.0	127-234-11-13	1603-160.3	697-3593-359.3	53-35.0	24-10	51-537
1965	94-9.4	128	355-848-84.8	115-288-27-4	1241-124.1	643-2089-208.9	65-39.6	20-11	52-454
Opp.	192-19.2	155	518-1710-171.0	92-174-8-6	1069-106.9	692-2779-277.9	63-37.3	26-13	50-487
1964	170-18.9	156	263-736-81.7	154-321-14-9	2125-236.1	584-2873-319.2	40-32.4	30-21	44-432
Opp.	209-23.2	174	491-1663-184.7	82-173-10-8	1154-128.2	664-2817-313.0	36-35.6	30-20	54-489
1963	126-15.8	111	333-1047-130.9	75-183-9-12	1165-145.6	526-2212-276.5	54-35.7	16-6	37-349
Opp.	112-14.0	116	384-1329-166.1	78-155-7-6	921-115.1	539-2250-281.3	47-37.5	28-17	37-375
1962	127-14.1	132	410-1560-173.3	86-169-15-8	985-109.4	579-2545-282.8	44-34.5	20-18	39-395
Opp.	166-18.4	124	378-1308-145.3	81-170-9-6	1057-117.4	548-2365-262.7	52-36.7	16-11	42-380
1961	215-23.9	150	402-1509-167.7	94-172-17-9	1319-146.5	574-2828-314.2	44-32.8	21-14	51-425
Opp.	162-18.0	124	413-1493-165.8	59-154-11-8	858-95.3	567-2351-261.2	45-34.1	27-15	47-375
1960	234-26.0	143	439-2284-253.8	39-98-7-4	511-56.7	537-2795-310.5	42-32.7	23-11	42-349
Opp.	108-12.0	129	424-1492-165.7	71-149-12-1	573-63.6	573-2319-257.7	47-37.7	27-14	42-389

Year	Points Total-PPG	First Downs	Rushing Att-Yds-YPG	Passing Com-At-Int-TD	Passing Yards-YPG	Total Yds. Plays-Yds-YPG	Punts- Avg.	Fum. - Lost	Pen. Yds.
1959	223-25.8	175	440-2151-239.0	104-192-8-8	1248-138.6	632-3399-377.6	31-33.4	34-19	51-478
Opp.	100-11.1	113	393-1037-115.2	74-172-13-5	1098-122.0	565-2135-237.2	48-36.2	24-14	36-388
1958	272-29.3	217	498-2554-255.4	124-219-11-12	1617-161.7	717-4171-417.1	36-31.3	36-20	53-536
Opp.	146-14.6	153	466-1707-170.7	84-200-15-8	1213-121.3	666-2920-292.0	51-33.9	28-18	37-321
1957	263-29.2	174	453-2170-241.1	77-146-17-11	1303-144.7	599-3473-385.8	19-32.9	30-18	46-429
Opp.	112-12.4	119	372-1014-112.6	70-169-14-4	967-107.4	541-1981-220.1	48-34.0	27-13	39-419
1956	219-21.9	149	499-2374-263.7	52-118-7-9	582-64.6	617-2956-328.4	43-34.9	25-17	39-327
Opp.	84-8.4	127	472-1451-161.2	74-153-15-6	913-101.4	625-1981-220.1	52-34.7	27-16	49-476
1955	166-17.4	157	470-1937-215.2	64-126-12-9	942-104.6	596-2879-319.8	39-34.3	36-18	44-436
Opp.	173-19.2	125	362-1479-164.3	52-122-10-12	975-108.3	484-2454-272.6	40-37.8	26-15	43-377
1954	192-21.3	136	442-2083-231.4	49-105-8-4	677-75.2	713-2613-290.4	4-37.0	30-20	N/A
Opp.	141-15.7	118	400-1496-166.2	48-119-7-5	913-101.4	519-2091-232.4	20- N/A	26-17	N/A
1953	187-20.8	138	456-2147-238.6	51-115-12-7	586-65.1	571-2733-303.6	42-40.2	31-16	55-475
Opp.	91-10.1	122	367-1050-116.7	82-181-18-9	1208-134.2	548-2528-250.9	46-39.1	21-13	48-417
1952	121-13.4	133	458-1560-173.3	73-181-20-8	985-109.4	639-2545-282.7	54-38.7	30-16	52-485
Opp.	210-24.4	159	460-1650-183.3	106-202-9-13	1523-169.2	662-3173-352.5	51-43.0	32-21	78-677
1951	161-17.8	131	465-1692-188.0	83-188-14-11	1153-128.1	653-2845-316.1	64-37.8	30-16	69-538
Opp.	233-25.9	144	434-1400-155.5	93-173-15-13	1508-167.5	607-2908-323.1	60-33.8	30-18	50-213
1950	121-13.4	124	425-1650-183.3	65-198-23-9	994-110.4	623-2644-293.7	58-40.9	32-18	58-543
Opp.	201-22.3	120	410-1242-138.0	74-163-16-13	1107-123.0	573-2349-261.0	68-37.3	23-14	60-530
1949	184-20.4	115	365-1475-163.8	66-194-16-13	1037-115.2	559-2512-279.1	51-36.4	32-18	52-438
Opp.	247-30.9	137	491-2015-223.8	73-158-13- N/A	1098-122.0	649-3113-345.8	44-40.5	32-20	60-513
1948	127-14.1	100	334-1028-128.5	66-170-14- N/A	1157-144.6	504-2185-273.1	56-37.8	27-16	32-262
Opp.	142-15.7	112	421-1742-217.8	44-115-13- N/A	780-86.7	536-2522-315.2	54-36.5	17-13	42-322
1947	145-18.1	97	359-1030-114.4	77-168-14-11	1092-121.3	547-2122-235.7	61-37.0	20-9	44-302
Opp.	179-22.4	123	407-1865-207.2	54-135-11- N/A	626-69.5	542-2491-276.7	36-34.0	31-21	32-294
1946	129-14.3	100	437-1807-200.7	39-91-12-3	352-39.1	528-2159-239.8	46-33.1	23-17	46-353
Opp.	92-10.2	97	407-1217-135.2	47-106-16- N/A	590-65.5	513-1806-200.6	59-33.8	28-17	49-402
1945	74-8.2	89	335-874-97.1	65-184-11-7	912-101.3	519-1786-198.4	74-28.0	27-14	48-357
Opp.	310-34.4	103	445-2310-256.6	33-80-16- N/A	512-56.8	525-2822-313.5	57-32.6	20-10	47-494
1944	53-6.6	58	299-904-113.0	21-69-7-1	205-25.6	973-1111-138.9	52-34.1	26-19	46-296
Opp.	240-30.0	89	413-1900-237.5	19-62-11- N/A	535-66.9	475-2435-304.4	38-36.8	15-10	70-570
1943	83-10.4	80	313-1011-126.4	40-123-11- N/A	613-76.6	436-1624-203.0	45-35.6	29-15	39-246
Opp.	153-19.1	93	383-1511-188.9	43-104-14- N/A	693-86.6	487-2204-275.5	53-32.3	20-13	52-466
1942	147-18.4	98	400-1402-140.2	45-122-12- N/A	929-92.9	522-2331-233.1	68-36.3	29-15	44-327
Opp.	135-16.9	136	507-1692-169.2	47-134-14- N/A	655-65.5	641-2347-234.7	69-34.7	19-7	45-373
1941	91-11.4	86	388-1156-144.5	32-95-14- N/A	431-53.9	483-1587-198.4	80-28.3	21-10	37-280
Opp.	99-12.4	93	382-1365-170.6	24-89-12- N/A	365-45.6	471-1730-216.3	71-31.5	19-12	33-340
1940	125-15.6	76	376-1161-145.1	19-95-11- N/A	317-39.6	471-1478-184.8	82-35.4	23-8	43-352
Opp.	98-10.8	73	N/A-1052-131.5	41-113-12- N/A	596-74.5	N/A-1648-206.0	76-32.1	29-15	33-246
1939	130-16.3	69	318-1014-126.8	36-100-16- N/A	749-93.6	418-1763-220.4	80-38.5	14-7	30-248
Opp.	91-11.4	82	N/A-1074-134.3	39-107-13- N/A	605-75.6	N/A-1679-209.9	76-34.1	14-4	29-264
1938	46-5.8	71	283-820-102.5	48-115-15- N/A	535-66.9	398-1355-169.4	62-41.7	23-12	33-318
Opp.	135-16.9	87	N/A-1446-180.8	43-122-24- N/A	564-70.5	N/A-2010-251.3	64-37.8	26-17	26-245
1937	36-4.5	77	N/A-943-117.9	43-121-9- N/A	676-84.5	N/A-1619-202.4	N/A-43	20-10	26-195
Opp.	120-15.0	67	N/A-950-118.8	27-68-22- N/A	517-64.6	N/A-1467-183.4	N/A-36.2	18-11	19-194
1936	85-10.6	79	N/A-1382-172.8	26-75-13-2	430-53.8	N/A-1812-226.5	N/A-38	N/A	N/A-225
Opp.	103-12.9	82	N/A-1448-181.0	39-86-10- N/A	569-71.1	N/A-2017-252.1	N/A-36	N/A	N/A-155
1935	122-15.3	73	316-1644-205.5	22-73-15-4	343-42.9	N/A-1987-248.4	N/A-36	N/A	N/A-305
Opp.	39-4.9	61	N/A-971-121.4	26-89-16-3	845-105.6	N/A-1616-202.0	N/A-35	N/A	N/A-242
1934	98-12.3								
Opp.	153-19.1								
1933	131-16.4								
Opp.	56-7.0								
1932	62-7.8								
Opp.	171-21.4								
1931	7-0.9								
Opp.	131-16.4								
1930	88-11.0								
Opp.	74-9.3								

Note: Detailed statistical records were not available prior to 1935, N/A= Not Available

All-Time Coaches Records

Ranked According to Total Victories

Name	Years	Overall		Big Ten	
		W-L	Pct.	W-L	Pct.
Kirk Ferentz	1999-pr.	168-106-0	.613	103-77	.572
Hayden Fry	1979-98	143-89-6	.613	96-51-5	.648
Forest Evashevski	1952-60	52-27-4	.651	33-21-2	.607
Howard Jones	1916-23	42-17-1	.708	21-12-0	.636
Eddie Anderson	1939-42, 1946-49	35-33-2	.514	21-24-2	.468
Burt Ingwersen	1924-31	33-27-4	.547	11-20-4	.371
Alden Knipe	1899-1902	29-11-4	.705	2-6-1	.278
John Chalmers	1903-05	24-8-0	.750	1-6-0	.143
Jess Hawley	1910-15	24-18-0	.571	8-11-0	.278
Bob Commings	1974-78	18-37-0	.327	13-27	.325
Jerry Burns	1961-65	16-27-2	.378	8-15-1	.354
Ray Nagel	1966-70	16-32-2	.340	11-22-2	.343
Ossie Solem	1932-36	15-21-4	.425	5-16-4	.280
A.E. Bull	1896	7-1-1	.833	---	---
Mark Catlin	1906-08	7-10-0	.412	1-3-0	.250
No head coach	1889-91, 1895	6-9-0	.400	---	---
Leonard Raffensperger	1950-51	5-10-3	.361	2-9-1	.208
Otto Wagonhurst	1897	4-4-0	.500	---	---
Roger Sherman	1894	4-4-1	.500	---	---
Frank Lauterbur	1971-73	4-28-1	.136	3-22-1	.135
E.A. Dalton	1892	3-2-1	.583	---	---
Ben Donnelly	1893	3-4-0	.429	---	---
John Griffith	1909	2-4-1	.357	0-1-0	.000
Clem Crowe	1945	2-7-0	.222	1-5-0	.167
Irl Tubbs	1937-38	2-13-1	.156	1-8-1	.150
Slip Madigan	1943-44	2-13-1	.156	0-10-1	.045

Ranked According to Overall Game Winning Percentage

Name	Years	Overall		Big Ten	
		W-L	Pct.	W-L	Pct.
A.E. Bull	1896	7-1-1	.833	---	---
John Chalmers	1903-05	24-8-0	.750	1-6-0	.143
Howard Jones	1916-23	42-17-1	.708	21-12-0	.636
Alden Knipe	1899-1902	29-11-4	.705	2-6-1	.278
Forest Evashevski	1952-60	52-27-4	.651	33-21-2	.607
Kirk Ferentz	1999-pr.	168-106-0	.613	103-77	.572
Hayden Fry	1979-98	143-89-6	.613	96-51-5	.648
E.A. Dalton	1892	3-2-1	.583	---	---
Jess Hawley	1910-15	24-18-0	.571	8-11-0	.278
Burt Ingwersen	1924-31	33-27-4	.547	11-20-4	.371
Eddie Anderson	1939-42, 1946-49	35-33-2	.514	21-24-2	.468
Roger Sherman	1894	4-4-1	.500	---	---
Otto Wagonhurst	1897	4-4-0	.500	---	---
Ben Donnelly	1893	3-4-0	.429	---	---
Ossie Solem	1932-36	15-21-4	.425	5-16-4	.280
Mark Catlin	1906-08	7-10-0	.412	1-3-0	.250
No head coach	1889-91, 1895	6-9-0	.400	---	---
Jerry Burns	1961-65	16-27-2	.378	8-15-1	.354
Leonard Raffensperger	1950-51	5-10-3	.361	2-9-1	.208
Ray Nagel	1966-70	16-32-2	.340	11-22-2	.343
John Griffith	1909	2-4-1	.357	0-1-0	.000
Bob Commings	1974-78	18-37-0	.327	13-27	.325
Clem Crowe	1945	2-7-0	.222	1-5-0	.167
Slip Madigan	1943-44	2-13-1	.156	0-10-1	.045
Irl Tubbs	1937-38	2-13-1	.156	1-8-1	.150
Frank Lauterbur	1971-73	4-28-1	.136	3-22-1	.135

All-Time Series Results

Team	First Game	W-L-T	Team	First Game	W-L-T	Team	First Game	W-L-T	Team	First Game	W-L-T
Air Force	1958	0-0-1	Des Moines YMCA	1896	1-0-0	Michigan State	1953	24-22-2	St. Louis	1905	2-1-0
Akron	2002	1-0-0	Detroit	1930	1-0-0	Middle Tennessee	2019	1-0-0	San Diego State	1986	1-0-0
Arkansas	1925	1-0-0	Doane	1895	0-1-0	Minnesota	1891	50-62-2	Simpson	1898	4-0-0
Arkansas State	2009	1-0-0	Drake	1896	12-3-0	Mississippi State	2019	1-0-0	South Carolina	2008	1-0-0
Arizona	1966	6-7-0	Eastern Illinois	2010	1-0-0	Missouri	1892	6-7-0	South Dakota	1917	8-0-0
Arizona State	1997	1-2-0	Florida	1983	1-3-0	Missouri State	2013	1-0-0	Southeast Oklahoma	1924	1-0-0
Augustana	1894	2-0-0	Florida International	2008	1-0-0	Monmouth	1905	4-0-0	Southern Cal	1925	2-8-0
Ball State	2005	3-0-0	George Washington	1931	1-1-0	Montana	1954	2-0-0	Stanford	2016	0-1-0
Berg AAF	1945	1-0-0	Georgia Tech	2009	1-0-0	Morningside	1908	4-0-0	Syracuse	1975	3-1-0
Boston College	2017	1-0-0	Great Lakes	1917	0-4-0	Nebraska	1891	19-29-3	Temple	1936	1-0-0
Boston University	1948	1-0-0	Grinnell	1889	11-5-1	New Mexico State	1995	1-0-0	Tennessee	1982	1-2-0
Bradley Tech	1930	5-0-0	Hawaii	1956	3-1-0	North Carolina State	1965	0-3-0	Tennessee Tech	2011	1-0-0
Buffalo	2003	1-0-0	Idaho	1964	1-0-0	North Dakota	1926	1-0-0	Texas	1984	1-1-0
Butler	1924	1-0-0	Illinois	1899	36-38-2	North Dakota State	1946	2-1-0	Texas A&M	1931	0-1-0
Brigham Young	1991	0-0-1	Illinois State	2015	1-0-0	Northern Illinois	1985	9-1-0	Texas El Paso	1986	1-0-0
California	1958	3-1-0	Indiana	1912	45-28-4	Northern Iowa	1898	17-1-0	Texas Christian	1958	2-1-0
Camp Dodge	1918	0-0-1	Iowa Preflight	1943	0-2-0	Northwestern	1897	51-28-3	Texas Tech	1996	2-0-0
Camp Grant	1942	1-0-0	Iowa State	1894	45-22-0	Notre Dame	1921	8-13-3	Tulsa	1989	3-1-0
Carleton	1936	1-0-0	Iowa Wesleyan	1890	1-0-0	North Texas	2015	2-0-0	UCLA	1938	3-6-0
Carroll	1926	2-0-0	Kansas	1891	4-6-0	Ohio State	1922	15-47-3	Upper Iowa	1898	2-0-0
Centenary	1930	0-1-0	Kansas State	1951	5-1-0	Oklahoma	1979	0-2-0	Utah	1978	0-1-0
Central Michigan	1994	2-1-0	Kent State	2001	2-0-0	Oklahoma State	1923	1-1-0	Utah State	1957	2-0-0
Chicago	1894	3-9-2	Knox	1892	6-0-1	Oregon	1949	1-2-0	Wabash	1925	2-0-0
Cincinnati	1990	1-0-0	Lawrence	1924	1-0-0	Oregon State	1956	7-5-0	Washington	1937	3-3-0
Coe	1892	9-0-0	Louisiana-Monroe	2011	1-0-0	P & S	1897	0-1-0	Washington State	1953	3-1-1
Colgate	1935	1-1-0	Louisiana State	2005	1-1-0	Parsons	1895	1-0-0	Washington, Mo.	1902	4-0-0
Colorado	1988	0-2-0	Luther	1893	1-0-0	Penn College	1895	2-0-0	Western Michigan	2000	1-2-0
Colorado State First Meeting			Maine	2008	1-0-0	Penn State	1930	13-17-0	Wilton	1896	2-0-0
Colorado Teachers	1926	1-0-0	Marquette	1930	1-1-0	Pittsburgh	1931	4-3-0	Wisconsin	1894	44-48-2
Cornell	1891	13-1-0	Maryland	2014	2-1-0	Purdue	1910	39-49-3	Wyoming	1953	3-0-0
Denver	1927	1-0-0	Miami, Florida	1950	0-4-0	Ripon	1928	1-0-0	Yale	1922	1-0-0
Denver Athletic Club	1893	0-1-0	Miami, Ohio	2001	5-0-0	Rush	1898	1-1-0			
Des Moines	1905	1-0-0	Michigan	1900	15-42-4	Rutgers	2016	2-0-0			

2021 opponents listed in boldface

Air Force (Series tied, 0-0-1)

10/04/1958 __ T __ 13-13 _____ home

Akron (Iowa leads, 1-0)

8/31/2002 __ W __ 57-21 _____ home

Arkansas (Iowa leads, 1-0)

10/03/1925 __ W __ 25-0 _____ home

Arkansas State (Iowa leads, 1-0)

10/03/09 __ W __ 24-21 _____ home

Arizona (Iowa trails, 6-7)

9/17/1966 __ W __ 31-20 _____ home

10/04/1969 __ W __ 31-19 _____ home

10/03/1970 __ L __ 10-17 _____ away

10/06/1973 __ L __ 20-23 _____ home

9/24/1977 __ L __ 7-41 _____ home

9/30/1978 __ L __ 3-23 _____ away

10/04/1980 __ L __ 3-5 _____ home

9/25/1982 __ W __ 17-14 _____ away

9/12/1987 __ W __ 15-14 _____ away

9/07/1996 __ W __ 21-20 _____ home

9/19/1998 __ L __ 11-35 (#16) _____ away

9/19/2009 __ W __ 27-17 _____ home

9/18/2010 __ L __ 27-34 (#24) _____ away

Arizona State (Iowa trails, 2-1)

12/31/1997 __ L __ 7-17 (#16) _____ El Paso, TX

9/20/2003 __ W __ 21-2 (#16) _____ home

9/18/2004 __ L __ 7-44 _____ away

Augustana (Iowa leads, 2-0)

10/20/1894 __ W __ 34-0 _____ away

9/27/1904 __ W __ 33-2 _____ home

Ball State (Iowa leads, 3-0)

9/03/2005 __ W __ 56-0 _____ home

9/25/2010 __ W __ 45-0 _____ home

9/06/2014 __ W __ 17-13 _____ home

Berg AAF (Iowa leads, 1-0)

9/29/1945 __ W __ 14-13 _____ home

Boston College (Iowa leads, 1-0)

12/27/2017 __ W __ 27-20 _____ Bronx, NY

Boston University (Iowa leads, 1-0)

11/20/1948 __ W __ 34-14 _____ away

Bradley Tech (Iowa leads, 5-0)

9/27/1930 __ W __ 38-12 _____ home

10/1/1932 __ W __ 31-7 _____ home

10/7/1933 __ W __ 38-0 _____ home

9/28/1935 __ W __ 26-0 _____ home

10/9/1937 __ W __ 14-7 _____ home

Buffalo (Iowa leads, 1-0)

9/06/2003 __ W __ 56-7 _____ home

Butler (Iowa leads, 1-0)

11/08/1924 __ W __ 7-0 _____ home

BYU (Series tied, 0-0-1)

12/30/1991 __ T __ 13-13 _____ San Diego, CA

California (Iowa leads, 3-1)

1/01/1959 __ W __ 38-12 (#16) Pasadena, CA

9/26/1959 __ W __ 42-12 _____ away

9/30/1961 __ W __ 28-7 _____ home

12/31/1993 __ L __ 3-37 _____ San Antonio, TX

Camp Dodge (Series tied, 0-0-1)

11/23/1918 __ T __ 0-0 _____ away

Camp Grant (Iowa leads, 1-0)

10/10/1942 __ W __ 33-16 _____ home

Carleton College (Iowa leads, 1-0)

9/26/1936 __ W __ 14-0 _____ home

Carroll (Iowa leads, 2-0)

10/30/1926 __ W __ 21-0 _____ home

9/29/1929 __ W __ 46-0 _____ home

Centenary (Iowa trails, 0-1)

10/11/1930 __ L __ 12-19 _____ home

Central Michigan (Iowa leads, 2-1)

9/03/1994 __ W __ 52-21 _____ home

9/05/1998 __ W __ 38-0 _____ home

9/22/2012 __ L __ 31-32 _____ home

Chicago (Iowa trails, 3-9-2)

10/27/1894 __ T __ 18-18 _____ away

10/10/1896 __ L __ 0-6 _____ away

10/08/1898 __ L __ 0-36 _____ away

10/07/1899 __ T __ 5-5 _____ away

11/02/1900 __ W __ 17-0 _____ away

10/15/1904 __ L __ 0-39 _____ away

10/07/1905 __ L __ 0-42 _____ away

10/19/1912 __ L __ 14-34 _____ away

10/22/1913 __ L __ 6-23 _____ away

10/17/1914 __ L __ 0-7 _____ away

11/15/1919 __ L __ 6-9 _____ away

10/23/1920 __ L __ 0-10 _____ away

10/13/1928 __ W __ 13-0 _____ away

10/15/1938 __ W __ 27-14 _____ away

Cincinnati (Iowa leads, 1-0)

9/15/1990 __ W __ 63-10 _____ home

Coe (Iowa leads, 9-0)

10/21/1892 __ W __ 48-0 _____ away

10/08/1893 __ W __ 56-0 _____ away

10/30/1901 __ W __ 11-0 _____ home

9/29/1903 __ W __ 16-0 _____ home

9/24/1904 __ W __ 17-0 _____ home

9/26/1905 __ W __ 27-0 _____ home

11/10/1906 __ W __ 15-12 _____ home

10/10/1908 __ W __ 92-0 _____ home

10/12/1918 __ W __ 27-0 _____ home

Colgate (Series tied, 1-1)

10/12/1935 __ W __ 12-6 _____ home

10/22/1938 __ L __ 0-14 _____ home

Colorado (Iowa trails, 0-2)

9/17/1988 __ L __ 21-24 _____ home

9/26/1992 __ L __ 12-28 (#10) _____ away

Colorado Teachers (Iowa leads, 1-0)

10/02/1926 __ W __ 24-0 _____ home

Cornell (Iowa leads, 13-1)

10/24/1891 __ W __ 64-6 _____ home

10/13/1894 __ W __ 60-0 _____ away

9/27/1903 __ W __ 6-0 _____ home

10/01/1904 __ W __ 88-0 _____ home

10/09/1909 __ W __ 3-0 _____ home

10/21/1911 __ L __ 0-3 _____ away

10/12/1912 __ W __ 31-0 _____ home

10/15/1913 __ W __ 76-0 _____ home

10/10/1914 __ W __ 49-0 _____ home

10/02/1915 __ W __ 33-0 _____ away

10/07/1916 __ W __ 31-6 _____ home

10/06/1917 __ W __ 22-13 _____ home

10/19/1918 __ W __ 34-0 _____ home

10/09/1920 __ W __ 63-0 _____ home

Denver (Iowa leads, 1-0)

10/29/1927 __ W __ 15-0 _____ home

Denver Athletic Club (Iowa trails, 0-1)

10/15/1893 __ L __ 0-58 _____ away

Des Moines (Iowa leads, 1-0)

11/11/1905 __ W __ 72-0 _____ home

Des Moines YMCA (Iowa leads, 1-0)

11/21/1896 __ W __ 34-0 _____ away

Detroit (Iowa leads, 1-0)

11/01/1930 __ W __ 7-3 _____ away

Doane (Iowa trails, 0-1)

10/12/1895 __ L __ 0-10 _____ home

Drake (Iowa leads, 12-3)

10/03/1896 __ W __ 32-0 _____ home

11/13/1897 __ W __ 16-0 _____ away

10/15/1898 __ L __ 5-18 _____ home

10/26/1900 __ W __ 26-0 _____ home

10/11/1901 __ W __ 6-5 _____ away

10/11/1902 __ W __ 12-0 _____ away

10/10/1903 __ W __ 22-6 _____ home

10/06/1904 __ W __ 17-0 _____ away

11/18/1905 __ W __ 44-0 _____ home

10/26/1907 __ W __ 25-4 _____ away

11/14/1908 __ L __ 6-12 _____ home

11/06/1909 __ L __ 14-17 _____ away

11/12/1910 __ W __ 21-0 _____ home

9/27/1941 __ W __ 25-8 _____ home

9/14/1985 __ W __ 58-0 _____ home

Eastern Illinois (Iowa leads, 1-0)

9/04/1910 __ W __ 37-7 _____ home

Florida (Iowa trails, 3-1)

12/30/1983 __ L __ 6-14 (#11) Jacksonville, FL

1/1/2004 __ W __ 37-17 (#17) Tampa, FL

1/2/2006 __ L __ 24-31 (#16) Tampa, FL

1/2/2017 __ L __ 3-30 Tampa, FL

Florida International (Iowa leads, 1-0)

9/06/2008 __ W __ 42-0 _____ home

George Washington (Series tied, 1-1)

10/31/1931 __ W __ 7-0 _____ home

10/28/1932 __ L __ 6-21 _____ away



Georgia Tech (Iowa leads, 1-0)

1/05/2010 ___ W ___ 24-14 (#9) _____ Miami, FL

Great Lakes (Iowa trails, 0-4)

11/03/1917 ___ L ___ 14-23 _____ away

9/28/1918 ___ L ___ 0-10 _____ home

10/03/1942 ___ L ___ 0-25 _____ home

9/25/1943 ___ L ___ 7-21 _____ away

Grinnell (Iowa leads, 11-5-1)

11/16/1889 ___ L ___ 0-24 _____ away

10/18/1890 ___ L ___ 6-11 _____ home

11/07/1891 ___ L ___ 4-6 _____ away

11/16/1892 ___ W ___ 18-12 _____ home

11/11/1893 ___ L ___ 14-36 _____ away

11/10/1894 ___ W ___ 6-0 _____ home

11/14/1896 ___ W ___ 15-6 _____ away

11/20/1897 ___ W ___ 16-12 _____ home

11/12/1898 ___ T ___ 5-5 _____ away

11/11/1899 ___ W ___ 16-0 _____ home

11/16/1900 ___ W ___ 63-2 _____ home

11/16/1901 ___ W ___ 17-11 _____ home

10/24/1903 ___ W ___ 17-0 _____ away

11/12/1904 ___ W ___ 69-0 _____ home

11/04/1905 ___ W ___ 46-0 _____ home

10/14/1916 ___ W ___ 17-7 _____ home

10/20/1917 ___ L ___ 0-10 _____ home

Hawai'i (Iowa leads, 3-1)

10/20/1956 ___ W ___ 34-0 _____ home

12/01/1984 ___ W ___ 17-6 _____ away

9/03/1988 ___ L ___ 24-27 _____ away

9/07/1991 ___ W ___ 53-10 _____ home

Idaho (Iowa leads 1-0)

9/26/1964 ___ W ___ 34-24 _____ home

Illinois (Iowa trails, 35-38-2)

11/30/1899 ___ W ___ 58-0 _____ away

11/09/1901 ___ L ___ 0-27 _____ home

11/27/1902 ___ L ___ 0-80 _____ away

11/21/1903 ___ W ___ 12-0 _____ home

11/19/1904 ___ L ___ 0-29 _____ away

11/09/1907 ___ W ___ 25-12 _____ home

11/07/1908 ___ L ___ 0-22 _____ away

10/26/1918 ___ L ___ 0-19 _____ home

10/18/1919 ___ L ___ 7-9 _____ away

10/23/1920 ___ L ___ 3-20 _____ away

10/15/1921 ___ W ___ 14-2 _____ home

10/21/1922 ___ W ___ 8-7 _____ away

10/20/1923 ___ L ___ 6-9 _____ home

11/01/1924 ___ L ___ 0-36 _____ away

10/17/1925 ___ W ___ 12-10 _____ home

10/16/1926 ___ L ___ 6-13 _____ away

11/05/1927 ___ L ___ 0-14 _____ home

10/20/1929 ___ T ___ 7-7 _____ home

10/26/1935 ___ W ___ 19-0 _____ away

10/17/1936 ___ T ___ 0-0 _____ home

11/23/1940 ___ W ___ 18-7 _____ home

11/08/1941 ___ W ___ 21-0 _____ away

10/17/1942 ___ L ___ 7-12 (#5) _____ home

11/06/1943 ___ L ___ 10-19 _____ home

10/14/1944 ___ L ___ 6-40 (#14) _____ away

11/10/1945 ___ L ___ 7-48 _____ away

11/02/1946 ___ L ___ 0-7 (#11) _____ home

10/04/1947 ___ L ___ 12-35 _____ home

11/06/1948 ___ L ___ 0-14 _____ away

10/08/1949 ___ L ___ 14-20 _____ home

11/11/1950 ___ L ___ 7-21 (#10) _____ home

11/10/1951 ___ L ___ 13-40 (#2) _____ away

11/08/1952 ___ L ___ 13-33 _____ home

11/25/1967 ___ L ___ 19-21 _____ home

11/23/1968 ___ W ___ 37-13 _____ away

11/22/1969 ___ W ___ 40-0 _____ away

11/21/1970 ___ W ___ 22-16 _____ home

11/20/1971 ___ L ___ 0-31 _____ away

11/25/1972 ___ W ___ 15-14 _____ home

10/27/1973 ___ L ___ 0-50 _____ away

10/26/1974 ___ W ___ 14-12 _____ home

9/11/1975 ___ L ___ 12-27 _____ home

9/11/1976 ___ L ___ 6-24 _____ away

10/06/1979 ___ W ___ 13-7 _____ away

10/11/1980 ___ L ___ 14-20 _____ home

10/31/1981 ___ L ___ 7-24 _____ away

10/30/1982 ___ W ___ 14-13 _____ home

10/01/1983 ___ L ___ 0-33 _____ away

9/29/1984 ___ W ___ 21-16 _____ home

11/09/1985 ___ W ___ 59-0 _____ home

11/08/1986 ___ L ___ 16-20 _____ away

11/04/1989 ___ L ___ 7-31 (#8) _____ home

11/03/1990 ___ W ___ 54-28 (#5) _____ away

10/19/1991 ___ W ___ 24-21 (#13) _____ home

10/17/1992 ___ W ___ 24-14 _____ away

10/16/1993 ___ L ___ 3-49 _____ home

10/15/1994 ___ L ___ 7-47 _____ away

11/04/1995 ___ L ___ 7-26 _____ home

11/02/1996 ___ W ___ 31-21 _____ away

9/27/1997 ___ W ___ 38-10 _____ home

9/26/1998 ___ W ___ 37-14 _____ away

11/06/1999 ___ L ___ 24-40 _____ home

10/14/2000 ___ L ___ 0-31 _____ away

11/01/2003 ___ W ___ 41-10 _____ home

10/30/2004 ___ W ___ 23-13 _____ away

10/01/2005 ___ W ___ 35-7 _____ home

9/23/2006 ___ W ___ 24-7 _____ away

10/13/2007 ___ W ___ 10-6 (#18) _____ home

11/01/2008 ___ L ___ 24-27 _____ away

11/15/2014 ___ W ___ 30-14 _____ away

10/10/2015 ___ W ___ 29-20 _____ home

11/19/2016 ___ W ___ 28-0 _____ away

10/7/2017 ___ W ___ 45-16 _____ home

11/17/2018 ___ W ___ 63-0 _____ away

11/23/2019 ___ W ___ 19-10 _____ home

12/5/2020 ___ W ___ 35-21 _____ away

Illinois State (Iowa leads, 1-0-0)

9/5/2015 ___ W ___ 31-14 _____ home

Indiana (Iowa leads, 45-28-4)

11/09/1912 ___ W ___ 13-6 _____ away

11/08/1913 ___ W ___ 60-0 _____ home

10/02/1920 ___ W ___ 17-7 _____ away

11/12/1921 ___ W ___ 41-0 _____ home

10/17/1931 ___ T ___ 0-0 _____ home

10/15/1932 ___ L ___ 0-12 _____ away

11/03/1934 ___ T ___ 0-0 _____ away

11/02/1935 ___ T ___ 6-6 _____ home

10/31/1936 ___ L ___ 6-13 _____ away

11/13/1937 ___ L ___ 0-3 (#17) _____ home

11/12/1938 ___ L ___ 3-7 _____ away

10/07/1939 ___ W ___ 32-29 _____ home

10/19/1940 ___ L ___ 6-10 _____ away

11/01/1941 ___ W ___ 13-7 _____ home

10/24/1942 ___ W ___ 14-13 _____ away

10/16/1943 ___ T ___ 7-7 _____ home

10/28/1944 ___ L ___ 0-32 (#17) _____ away

10/20/1945 ___ L ___ 20-52 (#8) _____ home

10/19/1946 ___ W ___ 13-0 (#18) _____ away

10/11/1947 ___ W ___ 27-14 _____ home

10/02/1948 ___ L ___ 0-7 _____ away

10/15/1949 ___ W ___ 35-9 _____ home

10/07/1950 ___ L ___ 7-20 _____ away

10/04/1952 ___ L ___ 13-20 _____ away

10/24/1953 ___ W ___ 19-13 _____ home

10/23/1954 ___ W ___ 27-14 _____ away

10/08/1955 ___ W ___ 20-6 _____ home

9/29/1956 ___ W ___ 27-0 _____ away

10/12/1957 ___ W ___ 47-7 _____ away

10/11/1958 ___ W ___ 34-13 _____ home

10/14/1961 ___ W ___ 27-8 _____ home

10/13/1962 ___ W ___ 14-10 _____ away

10/12/1963 ___ W ___ 37-26 _____ home

10/10/1964 ___ W ___ 21-20 _____ away

10/30/1965 ___ L ___ 17-21 _____ away

10/29/1966 ___ W ___ 20-19 _____ home

10/14/1967 ___ L ___ 17-21 _____ away

10/12/1968 ___ L ___ 34-38 _____ home

11/08/1969 ___ W ___ 28-17 _____ away

11/07/1970 ___ W ___ 42-13 _____ home

11/13/1971 ___ L ___ 7-14 _____ home

11/18/1972 ___ L ___ 8-16 _____ away

10/18/1975 ___ W ___ 20-10 _____ away

10/16/1976 ___ L ___ 7-14 _____ home

11/05/1977 ___ L ___ 21-24 _____ home

11/11/1978 ___ L ___ 14-34 _____ away

9/08/1979 ___ L ___ 26-30 _____ home

9/13/1980 ___ W ___ 16-7 _____ away

10/10/1981 ___ W ___ 42-28 _____ home

10/09/1982 ___ W ___ 24-20 _____ away

10/29/1983 ___ W ___ 49-3 _____ home

10/27/1984 ___ W ___ 24-20 _____ away

10/31/1987 ___ W ___ 29-21 (#11) _____ home

10/29/1988 ___ L ___ 34-45 _____ away

11/09/1991 ___ W ___ 38-21 (#25) _____ home

11/07/1992 ___ W ___ 14-0 _____ away

10/09/1993 ___ L ___ 10-16 _____ away

10/08/1994 ___ L ___ 20-27 _____ home

10/14/1995 ___ W ___ 22-13 _____ home

10/12/1996 ___ W ___ 31-10 _____ away

10/25/1997 ___ W ___ 62-0 _____ home

10/17/1998 ___ L ___ 7-14 _____ away

10/23/1999 ___ L ___ 31-38 _____ home

9/30/2000 ___ L ___ 33-45 _____ away

10/20/2001 ___ W ___ 42-28 _____ home

10/19/2002 ___ W ___ 24-8 _____ away

10/15/2005 ___ W ___ 38-21 _____ home

10/14/2006 ___ L ___ 28-31 _____ away

9/29/2007 ___ L ___ 20-38 _____ home

10/11/2008 ___ W ___ 45-9 _____ away

10/31/2009 ___ W ___ 42-24 _____ home

11/06/2010 ___ W ___ 18-13 _____ away

10/22/2011 ___ W ___ 45-24 _____ home

11/03/2012 ___ L ___ 21-24 _____ away

10/11/2014 ___ W ___ 45-29 _____ home

11/07/2015 ___ W ___ 35-27 _____ away

10/13/2018 ___ W ___ 42-16 _____ away

Iowa Preflight (Iowa trails, 0-2)

10/09/1943 ___ L ___ 0-25 _____ home

11/25/1944 ___ L ___ 6-30 _____ home

Iowa State (Iowa leads, 45-22)

10/01/1894 _ L _ 8-16 _____ home
 10/26/1895 _ L _ 0-24 _____ home
 10/05/1897 _ L _ 0-6 _____ home
 10/28/1899 _ W _ 5-0 _____ home
 10/18/1901 _ W _ 12-0 _____ home
 11/01/1902 _ W _ 12-6 _____ home
 10/29/1904 _ W _ 10-6 _____ home
 11/24/1905 _ W _ 8-0 _____ away
 11/23/1906 _ L _ 0-2 _____ home
 11/24/1907 _ L _ 14-20 _____ away
 11/13/1909 _ W _ 16-0 _____ home
 11/05/1910 _ W _ 2-0 _____ away
 11/18/1911 _ L _ 0-9 _____ home
 11/16/1912 _ W _ 20-7 _____ away
 11/15/1913 _ W _ 45-7 _____ home
 11/14/1914 _ W _ 26-6 _____ away
 11/13/1915 _ L _ 0-16 _____ home
 11/18/1916 _ W _ 19-16 _____ away
 11/24/1917 _ W _ 6-3 _____ home
 11/09/1918 _ W _ 21-0 _____ home
 11/22/1919 _ W _ 10-0 _____ home
 11/20/1920 _ W _ 14-10 _____ away
 11/04/1933 _ W _ 27-7 _____ home
 10/20/1934 _ L _ 6-31 _____ away
 9/17/1977 _ W _ 12-10 _____ home
 9/23/1978 _ L _ 0-31 (#20) _____ home
 9/29/1979 _ W _ 30-14 _____ home
 9/27/1980 _ L _ 7-10 _____ home
 9/19/1981 _ L _ 12-23 _____ away
 9/18/1982 _ L _ 7-19 _____ home
 9/10/1983 _ W _ 51-10 _____ away
 9/08/1984 _ W _ 59-21 _____ home
 9/28/1985 _ W _ 57-3 _____ away
 9/13/1986 _ W _ 43-7 _____ home
 9/19/1987 _ W _ 48-9 _____ away
 9/24/1988 _ W _ 10-3 _____ home
 9/23/1989 _ W _ 31-21 _____ away
 9/22/1990 _ W _ 45-35 _____ home
 9/14/1991 _ W _ 29-10 _____ away
 9/12/1992 _ W _ 21-7 _____ home
 9/11/1993 _ W _ 31-28 _____ away
 9/10/1994 _ W _ 37-9 _____ home
 9/16/1995 _ W _ 27-10 _____ away
 9/14/1996 _ W _ 38-13 _____ home
 9/20/1997 _ W _ 63-20 _____ away
 9/12/1998 _ L _ 9-27 _____ home
 9/11/1999 _ L _ 10-17 _____ away
 9/16/2000 _ L _ 14-24 _____ home
 11/24/2001 _ L _ 14-17 _____ away
 9/14/2002 _ L _ 31-36 _____ home
 9/13/2003 _ W _ 40-21 _____ away
 9/11/2004 _ W _ 17-10 _____ home
 9/10/2005 _ L _ 3-23 _____ away
 9/16/2006 _ W _ 27-17 _____ home
 9/15/2007 _ L _ 13-15 _____ away
 9/13/2008 _ W _ 17-5 _____ home
 9/12/2009 _ W _ 35-3 _____ away
 9/11/2010 _ W _ 35-7 _____ home
 9/10/2011 _ L _ 41-44 (3OT) _____ away
 9/08/2012 _ L _ 6-9 _____ home
 9/14/2013 _ W _ 27-21 _____ away
 9/13/2014 _ L _ 17-20 _____ home
 9/12/2015 _ W _ 31-17 _____ away
 9/10/2016 _ W _ 42-3 _____ home
 9/09/2017 _ W _ 44-41 (OT) _____ away
 9/08/2018 _ W _ 13-3 _____ home
 9/14/2019 _ W _ 18-17 _____ away

Iowa Wesleyan (Iowa leads, 1-0)

11/01/1890 _ W _ 91-0 _____ away

Kansas (Iowa trails, 4-6)

12/05/1891 _ W _ 18-14 _____ away
 11/05/1892 _ L _ 4-24 _____ away
 11/04/1893 _ L _ 24-35 _____ away
 11/03/1894 _ W _ 14-12 _____ home
 11/02/1895 _ L _ 0-54 _____ away
 10/26/1896 _ W _ 6-0 _____ home
 10/30/1897 _ L _ 0-56 _____ away
 11/21/1908 _ L _ 5-10 _____ home
 11/20/1909 _ L _ 7-20 _____ away
 10/29/1960 _ W _ 21-7 (#19) _____ home

Kansas State (Iowa leads, 5-1)

9/29/1951 _ W _ 16-0 _____ home
 9/24/1955 _ W _ 28-7 _____ home
 10/31/1959 _ W _ 53-0 _____ home
 9/26/1987 _ W _ 38-13 _____ home
 9/10/1988 _ W _ 45-10 _____ away
 8/26/2000 _ L _ 7-27 (#8) Kansas City, MO

Kent State (Iowa leads, 2-0)

9/01/2001 _ W _ 51-0 _____ home
 9/04/2004 _ W _ 39-7 _____ home

Knox (Iowa leads, 6-0-1)

10/29/1892 _ W _ 44-0 _____ home
 10/01/1898 _ T _ 0-0 _____ away
 11/18/1899 _ W _ 33-0 _____ away
 11/02/1901 _ W _ 23-6 _____ home
 10/01/1921 _ W _ 52-14 _____ home
 10/07/1922 _ W _ 61-0 _____ home
 10/06/1923 _ W _ 44-3 _____ home

Lawrence (Iowa leads, 1-0)

10/18/1924 _ W _ 13-5 _____ home

Louisiana Monroe (Iowa leads, 1-0)

9/24/2011 _ W _ 45-17 _____ home

LSU (Series tied, 1-1)

1/01/2005 _ W _ 30-25 (#12) Orlando, FL
 1/01/2014 _ L _ 14-21 (#14) Tampa, FL

Luther (Iowa leads, 1-0)

10/22/1893 _ W _ 32-0 _____ home

Maine (Iowa leads, 1-0)

8/30/2008 _ W _ 46-3 _____ home

Marquette (Series tied, 1-1)

11/08/1930 _ L _ 0-7 _____ away
 9/25/1948 _ W _ 14-12 _____ home

Maryland (Iowa leads, 2-1)

10/18/2014 _ L _ 31-38 _____ away
 10/31/2015 _ W _ 31-15 _____ home
 10/20/2018 _ W _ 23-0 _____ home

Miami, Ohio (Iowa leads 5-0)

9/08/2001 _ W _ 44-19 _____ home
 9/07/2002 _ W _ 29-24 _____ away
 8/30/2003 _ W _ 21-3 _____ home
 9/3/2016 _ W _ 45-21 _____ home
 8/31/2019 _ W _ 38-14 _____ home

Miami, FL (Iowa trails, 0-4)

11/24/1950 _ L _ 6-14 (#14) _____ away
 11/18/1966 _ L _ 0-44 _____ away
 9/29/1990 _ L _ 21-48 (#10) _____ away
 9/05/1992 _ L _ 7-24 (#1) _____ home

Michigan (Iowa trails, 15-42-4)

11/10/1900 _ W _ 28-5 _____ away
 11/28/1901 _ L _ 0-50 _____ away
 11/08/1902 _ L _ 0-107 _____ away
 11/03/1923 _ L _ 3-9 _____ home
 11/01/1924 _ W _ 9-2 _____ away
 11/22/1928 _ L _ 7-10 _____ away
 11/23/1929 _ T _ 0-0 _____ away
 11/11/1933 _ L _ 6-10 _____ away
 10/23/1937 _ L _ 6-7 _____ home
 10/14/1939 _ L _ 7-27 _____ away
 10/04/1941 _ L _ 0-6 _____ away
 11/28/1942 _ L _ 14-28 (#9) _____ away
 10/05/1946 _ L _ 7-14 _____ away
 10/20/1951 _ L _ 0-21 _____ home
 10/10/1953 _ L _ 13-14 (#5) _____ away
 10/09/1954 _ L _ 13-14 (#11) _____ away
 10/29/1955 _ L _ 21-33 (#3) _____ away
 11/03/1956 _ L _ 14-17 (#17) _____ home
 11/02/1957 _ T _ 21-21 (#12) _____ away
 11/01/1958 _ W _ 37-14 _____ away
 11/18/1961 _ L _ 14-23 _____ away
 11/17/1962 _ W _ 28-14 _____ home
 11/16/1963 _ T _ 21-21 _____ away
 11/14/1964 _ L _ 20-34 (#6) _____ home
 11/15/1969 _ L _ 6-51 (#14) _____ home
 11/14/1970 _ L _ 0-55 (#5) _____ away
 11/06/1971 _ L _ 7-63 (#3) _____ away
 11/11/1972 _ L _ 0-31 (#4) _____ home
 9/15/1973 _ L _ 7-31 (#5) _____ home
 9/14/1974 _ L _ 7-24 (#6) _____ away
 10/29/1977 _ L _ 6-23 (#6) _____ away
 11/04/1978 _ L _ 0-34 (#8) _____ home
 10/17/1981 _ W _ 9-7 (#5) _____ away
 10/16/1982 _ L _ 7-29 _____ home
 10/22/1983 _ L _ 13-16 (#10) _____ away
 10/20/1984 _ W _ 26-0 _____ home
 10/19/1985 _ W _ 12-10 (#2) _____ home
 10/18/1986 _ L _ 17-20 (#4) _____ away
 10/17/1987 _ L _ 10-37 _____ away
 10/15/1988 _ T _ 17-17 (#15) _____ home
 10/21/1989 _ L _ 12-26 (#5) _____ home
 10/20/1990 _ W _ 24-23 (#10) _____ away
 10/05/1991 _ L _ 24-43 (#7) _____ home
 10/03/1992 _ L _ 28-52 (#4) _____ away
 10/02/1993 _ L _ 7-24 (#8) _____ away
 10/01/1994 _ L _ 14-29 (#7) _____ home
 10/18/1997 _ L _ 24-28 (#5) _____ away
 10/03/1998 _ L _ 9-12 (#25) _____ home
 10/27/2001 _ L _ 26-32 (#8) _____ home
 10/26/2002 _ W _ 34-9 (#8) _____ away
 10/04/2003 _ W _ 30-27 (#9) _____ home
 9/25/2004 _ L _ 17-30 (#18) _____ away
 10/22/2005 _ L _ 20-23 (OT) _____ home
 10/21/2006 _ L _ 6-20 (#2) _____ away
 10/10/2009 _ W _ 30-28 _____ home
 10/16/2010 _ W _ 38-28 _____ away
 11/05/2011 _ W _ 24-16 (#13) _____ home
 11/17/2012 _ L _ 17-42 (#23) _____ away
 11/23/2013 _ W _ 24-21 _____ home
 11/12/2016 _ W _ 14-13 (#2) _____ home
 10/5/2019 _ L _ 3-10 (#19) _____ away



Michigan State (Iowa leads, 24-22-2)

9/26/1953	L	7-21 (#2)	home
9/25/1954	W	14-10 (#7)	home
10/10/1959	W	37-8	home
10/08/1960	W	27-15 (#13)	away
11/06/1965	L	0-35 (#1)	home
11/05/1966	L	7-56 (#2)	away
10/25/1969	W	19-18	home
10/24/1970	L	0-37	away
10/23/1971	L	3-34	away
10/28/1972	T	6-6	home
11/24/1973	L	6-15	home
11/23/1974	L	21-60 (#14)	away
11/22/1975	L	23-27	home
11/20/1976	W	30-17	away
11/19/1977	L	16-22	home
11/25/1978	L	7-42 (#14)	away
11/17/1979	W	33-23	home
11/22/1980	W	41-0	away
11/21/1981	W	36-7	home
11/20/1982	W	24-18	away
11/12/1983	W	12-6	away
11/10/1984	L	16-17	home
10/05/1985	W	35-31	home
10/04/1986	W	24-21 (#17)	away
10/03/1987	L	14-19	home
10/01/1988	T	10-10	away
10/07/1989	L	14-17 (#24)	home
10/06/1990	W	12-7 (#18)	away
10/23/1993	L	10-24 (#24)	away
10/22/1994	W	19-14	home
10/07/1995	W	21-7	away
10/05/1996	W	37-30	home
10/02/1999	L	3-49 (#14)	away
10/07/2000	W	21-16	home
10/13/2001	L	28-31	away
10/12/2002	W	44-16	home
9/27/2003	L	10-20	away
10/02/2004	W	38-16	home
10/27/2007	W	34-27 (2 OT)	home
10/04/2008	L	13-16	away
10/24/2009	W	15-13	away
10/30/2010	W	37-6 (#5)	home
11/12/2011	L	21-37 (#13)	home
10/13/2012	W	19-16 (2 OT)	away
10/05/2013	L	14-26	home
12/5/2015	L	13-16 (#5) Indianapolis, IN	
9/30/2017	L	10-17	away
11/7/2020	W	49-7	home

Middle Tennessee (Iowa leads, 1-0)

9/28/2019	W	48-3	home
-----------	---	------	------

Minnesota (Iowa trails, 50-62-2)

11/02/1891	L	4-42	home
10/26/1901	L	0-16	away
10/25/1902	L	0-34	home
10/17/1903	L	0-75	away
11/24/1904	L	0-11	home
10/21/1905	L	0-39	away
10/02/1909	L	0-41	away
10/28/1911	L	6-24	away
10/26/1912	L	7-56	away
10/24/1914	L	0-7	home
10/23/1915	L	13-51	away
11/04/1916	L	0-67	away
11/02/1918	W	6-0	home
10/25/1919	W	9-6	away

11/13/1920	W	28-7	home
11/05/1921	W	41-7	away
11/11/1922	W	28-14	home
11/17/1923	L	7-20	away
10/25/1924	W	13-0	home
11/14/1925	L	0-33	away
11/06/1926	L	0-41	home
10/22/1927	L	0-38	away
10/24/1928	W	7-6	home
11/09/1929	W	9-7	home
10/24/1931	L	0-34	away
10/22/1932	L	6-21	home
10/28/1933	L	7-19	away
10/28/1934	L	12-48	home
11/09/1935	L	6-13	home
11/07/1936	L	0-52 (#2)	away
11/06/1937	L	10-35 (#14)	home
11/05/1938	L	0-28 (#12)	away
11/18/1939	W	13-9 (#20)	home
10/26/1940	L	6-34 (#6)	away
11/15/1941	L	13-34 (#1)	home
11/14/1942	L	7-27 (#16)	away
11/13/1943	L	14-33	away
11/18/1944	L	0-46	home
11/17/1945	W	20-19	home
11/16/1946	L	6-16	away
11/15/1947	W	13-7 (#20)	home
11/13/1948	L	21-28 (#14)	home
11/05/1949	L	7-55	away
11/04/1950	W	13-0	away
11/13/1951	T	20-20	home
11/11/1952	L	7-17	away
11/14/1953	W	27-0 (#15)	home
11/13/1954	L	20-22 (#13)	away
11/05/1955	W	26-0	home
11/10/1956	W	7-0 (#6)	away
11/09/1957	W	44-20	home
11/08/1958	W	28-6	away
11/07/1959	W	33-0	home
11/05/1960	L	10-27 (#3)	away
11/11/1961	L	9-16 (#5)	home
11/10/1962	L	0-10 (#10)	away
11/09/1963	W	27-13	home
11/07/1964	L	13-14	away
10/16/1965	L	3-14	home
10/15/1966	L	0-17	away
11/04/1967	L	0-10	home
11/02/1968	W	35-28	away
11/01/1969	L	8-35	home
10/31/1970	T	14-14	away
10/16/1971	L	14-19	home
10/21/1972	L	14-43	away
10/20/1973	L	23-31	home
10/19/1974	L	17-23	away
10/25/1975	L	7-31	home
10/23/1976	W	22-12	away
10/08/1977	W	18-6	home
10/14/1978	L	20-22	away
10/20/1979	L	7-24	home
10/25/1980	L	6-24	away
10/24/1981	L	10-12	home
10/23/1982	W	21-16	away
10/19/1983	W	61-10	home
11/17/1984	L	17-23	away
11/23/1985	W	31-9	home
11/22/1986	W	30-27	away
11/21/1987	W	34-20	home
11/19/1988	W	31-22	away

11/25/1989	L	7-43	home
11/24/1990	L	24-31	away
11/23/1991	W	23-8	home
11/21/1992	L	13-28	away
11/20/1993	W	21-3	home
11/19/1994	W	49-42	away
11/25/1995	W	45-3	home
11/23/1996	W	43-24	away
11/22/1997	W	31-0	home
11/21/1998	L	7-49	away
11/20/1999	L	21-25 (#17)	home
11/18/2000	L	24-27	away
11/17/2001	W	42-24	home
11/16/2002	W	45-21	away
11/15/2003	W	40-22 (#19)	home
11/13/2004	W	29-27	away
11/19/2005	W	52-28	home
11/18/2006	L	24-34	away
11/10/2007	W	21-16	home
11/22/2008	W	55-0	away
11/21/2009	W	12-0	home
11/27/2010	L	24-27	away
10/29/2011	L	21-22	away
9/29/2012	W	31-13	home
9/28/2013	W	23-7	away
11/08/2014	L	14-51	away
11/14/2015	W	40-35	home
10/8/2016	W	14-7	away
10/28/2017	W	17-10	home
10/06/2018	W	48-31	away
11/16/2019	W	23-19 (#8)	home
11/13/2020	W	35-7	away

Mississippi State (Iowa leads, 1-0)

1/01/2018	W	27-22 (#18)	Tampa, Fla.
-----------	---	-------------	-------------

Missouri (Iowa trails, 6-7)

11/09/1892	L	0-22	away
11/18/1893	W	34-12	home
11/19/1894	L	6-32	away
11/18/1895	L	0-34	away
11/09/1896	W	12-0	away
11/20/1902	L	0-6	away
11/14/1903	W	16-0	away
10/27/1906	W	24-4	home
10/19/1907	W	21-6	home
10/17/1908	L	5-10	away
10/30/1909	L	12-13	home
10/15/1910	L	0-5	away
12/28/2010	W	27-24 (#14)	Tempe, AZ

Missouri State (Iowa leads, 1-0)

9/07/2013	W	28-14	home
-----------	---	-------	------

Monmouth (Iowa leads, 4-0)

9/30/1905	W	40-0	home
10/01/1927	W	32-6	home
10/07/1928	W	26-0	home
10/06/1929	W	46-0	home

Montana (Iowa leads, 1-0)

10/02/1954	W	48-6	home
9/02/2006	W	41-7	home

Morningside (Iowa leads, 4-0)

10/24/1908	W	16-0	away
10/02/1910	W	12-0	home
10/14/1911	W	11-5	away
10/09/1915	W	17-6	away

Nebraska (Iowa trails, 19-29-3)

11/25/1891	W	22-0	Omaha, NE
11/24/1892	T	10-10	Omaha, NE
11/25/1893	L	18-20	Omaha, NE
11/29/1894	L	0-36	Omaha, NE
11/19/1895	L	0-6	Omaha, NE
11/26/1896	T	0-0	Omaha, NE
11/28/1896	W	6-0	Omaha, NE
11/25/1897	L	0-6	Council Bluffs, IA
11/24/1898	W	6-5	Council Bluffs, IA
11/04/1899	W	30-0	Omaha, NE
10/31/1903	L	6-17	home
11/05/1904	L	6-17	away
10/31/1908	L	8-11	home
10/23/1909	T	6-6	away
11/22/1913	L	0-12	away
11/21/1914	L	7-16	home
11/20/1915	L	7-52	away
11/25/1916	L	17-34	home
10/13/1917	L	0-47	away
10/05/1918	W	12-0	away
10/04/1919	W	18-0	home
11/22/1930	W	12-7	home
11/07/1931	L	0-7	away
11/05/1932	L	13-14	home
11/25/1933	L	6-7	away
10/14/1934	L	13-14	away
11/20/1937	L	0-28 (#11)	away
11/19/1938	L	0-14	home
11/09/1940	L	6-14 (#12)	away
11/22/1941	L	13-14	away
9/26/1942	W	27-0	home
11/20/1943	W	33-13	away
11/04/1944	W	27-6	home
11/24/1945	L	6-13	away
10/12/1946	W	21-7	home
9/22/1979	L	21-24 (#7)	home
9/20/1980	L	0-57 (#6)	away
9/12/1981	W	10-7 (#7)	home
9/11/1982	L	7-42 (#3)	away
9/04/1999	L	7-42 (#5)	home
9/23/2000	L	13-42 (#1)	away
11/25/2011	L	7-20 (#22)	away
11/23/2912	L	7-13 (#17)	home
11/29/2013	W	38-17	away
11/28/2014	L	34-37 (OT)	home
11/27/2015	W	28-20	away
11/25/2016	W	40-10 (#15)	home
11/24/2017	W	56-14	away
11/23/2018	W	31-28	home
11/29/2019	W	27-24	away
11/27/2020	W	26-20	home

New Mexico State (Iowa leads, 1-0)

9/30/1995	W	59-21	home
-----------	---	-------	------

North Carolina State (Iowa trails, 0-3)

11/20/1965	L	20-28	home
12/31/1988	L	23-28	Atlanta, GA
8/29/1992	L	14-24	E. Rutherford, N.J

North Dakota (Iowa leads, 1-0)

10/09/1926	W	40-7	home
------------	---	------	------

North Dakota State (Iowa leads, 2-1)

9/21/1946	W	39-0	home
9/20/1947	W	59-0	home
9/17/2016	L	21-23	home

North Texas (Iowa leads, 2-0)

9/26/2015	W	62-16	home
9/16/2017	W	31-14	home

Northern Illinois (Iowa leads, 9-1)

9/21/1985	W	48-20	home
9/20/1986	W	57-3	home
9/28/1991	W	58-7	home
11/06/1993	W	54-20	home
9/18/1999	W	24-0	home
10/28/2006	W	24-14	home
9/01/2007	W	16-3	Chicago, IL
9/01/2012	W	18-17	Chicago, IL
8/31/2013	L	27-30	home
9/01/2018	W	33-7	home

Northern Iowa (Iowa leads, 17-1)

11/05/1898	L	5-11	away
9/23/1899	W	22-0	home
10/06/1900	W	69-0	home
10/05/1901	W	16-0	home
10/04/1902	W	26-5	home
10/03/1903	W	29-0	home
10/22/1904	W	11-5	home
10/28/1905	W	41-5	home
10/07/1912	W	35-7	home
10/08/1913	W	45-3	home
10/03/1914	W	95-0	home
9/09/1995	W	34-13	home
9/06/1997	W	66-0	home
9/17/2005	W	45-21	home
9/05/2009	W	17-16	home
9/15/2012	W	27-16	home
8/30/2014	W	31-23	home
9/15/2018	W	38-14	home

Northwestern (Iowa leads, 51-28-3)

10/16/1897	W	12-6	away
11/23/1900	T	5-5	away
10/08/1910	L	5-10	away
11/25/1911	W	6-0	home
10/29/1913	W	78-6	away
11/07/1914	W	27-0	away
10/16/1915	W	9-6	home
11/11/1916	L	13-20	away
11/17/1917	L	14-25	away
11/16/1918	W	23-7	home
11/08/1919	W	14-7	away
11/06/1920	W	20-0	home
11/19/1921	W	14-0	away
11/25/1922	W	37-3	home
11/24/1923	W	17-14	away
11/20/1926	L	6-13	home
11/29/1927	L	0-12	away
11/21/1931	L	0-19	home
11/19/1932	L	6-44	away
10/07/1933	W	7-0	away
10/06/1934	W	20-7	away
11/23/1935	T	0-0	away
10/03/1936	L	7-18	away
11/25/1939	T	7-7	away
10/22/1949	W	28-21 (#13)	home
11/15/1952	W	39-14	away
10/26/1957	W	6-0	away
10/25/1958	W	26-20	home
10/03/1959	L	10-14 (#2)	home
10/01/1960	W	42-0 (#6)	away
10/23/1965	L	0-9	away
10/22/1966	L	15-24	home

11/11/1967	L	24-39	away
11/09/1968	W	68-34	home
10/09/1971	L	3-28	home
10/14/1972	W	23-12	away
10/13/1973	L	15-31	away
10/12/1974	W	35-10	home
11/01/1975	W	24-21	away
10/30/1976	W	13-10	home
9/10/1977	W	24-0	home
9/16/1978	W	20-3	home
10/13/1979	W	58-6	away
10/18/1980	W	25-3	home
10/03/1981	W	64-0	away
10/02/1982	W	45-7	home
10/08/1983	W	61-21	home
10/06/1984	W	31-3	away
10/26/1985	W	49-10	away
10/25/1986	W	27-20	home
11/07/1987	W	52-24	away
11/05/1988	W	35-10	home
10/28/1989	W	35-22	away
10/27/1990	W	56-14	home
11/16/1991	W	24-10	away
11/14/1992	W	56-14	home
11/13/1993	W	23-19	away
11/12/1994	W	49-13	home
11/11/1995	L	20-31 (#14)	away
11/09/1996	L	13-40 (#18)	home
11/15/1997	L	14-15	away
10/10/1998	W	26-24	home
10/16/1999	L	21-23	away
11/11/2000	W	27-17 (#12)	home
11/10/2001	W	59-16	away
11/09/2002	W	62-10	home
11/05/2005	L	27-28	away
11/04/2006	L	7-21	home
11/03/2007	W	28-17	away
9/27/2008	L	17-22	home
11/07/2009	L	10-17	home
11/13/2010	L	17-21	away
10/15/2011	W	41-31	home
10/27/2012	L	17-28	away
10/26/2013	W	17-10 (OT)	home
11/01/2014	W	48-7	home
10/17/2015	W	40-10 (#20)	away
10/1/2016	L	31-38	home
10/21/2017	L	10-17 (OT)	away
11/10/2018	L	10-14	home
10/26/2019	W	20-0	away
10/31/2020	L	20-21	home

Notre Dame (Iowa trails, 8-13-3)

10/08/1921	W	10-7	home
11/11/1939	W	7-6 (#3)	home
11/16/1940	W	7-0 (#7)	away
10/27/1945	L	0-56 (#2)	away
10/26/1946	L	6-41 (#2)	home
10/25/1947	L	0-21 (#2)	away
10/23/1948	L	12-27 (#2)	home
11/19/1949	L	7-28 (#1)	away
11/18/1950	T	14-14	home
11/24/1951	T	20-20	away
11/22/1952	L	0-27 (#9)	home
11/21/1953	T	14-14 (#1)	away
11/20/1954	L	18-34 (#4)	home
11/19/1955	L	14-17 (#4)	away
11/24/1956	W	48-8	home
11/23/1957	W	21-13 (#9)	away
11/22/1958	W	31-21 (#15)	home



11/21/1959 _ L _ 19-20 _____ home
 11/19/1960 _ W _ 28-0 _____ away
 11/25/1961 _ W _ 42-21 _____ home
 11/24/1962 _ L _ 12-35 _____ away
 11/21/1964 _ L _ 0-28 (#1) _____ away
 10/07/1967 _ L _ 6-56 (#6) _____ away
 10/05/1968 _ L _ 28-51 (#5) _____ home

Ohio State (Iowa trails, 15-46-3)

11/18/1922 _ W _ 12-9 _____ away
 11/27/1923 _ W _ 20-0 _____ away
 10/14/1924 _ T _ 0-0 _____ home
 10/24/1925 _ W _ 15-0 _____ away
 10/23/1926 _ L _ 6-23 _____ home
 10/08/1927 _ L _ 6-13 _____ away
 11/10/1928 _ W _ 14-7 _____ away
 10/13/1929 _ L _ 6-7 _____ away
 11/24/1934 _ L _ 7-40 _____ away
 10/07/1944 _ L _ 0-34 _____ away
 10/06/1945 _ L _ 0-42 _____ away
 10/18/1947 _ T _ 13-13 _____ away
 10/09/1948 _ W _ 14-7 (#11) _____ away
 10/28/1950 _ L _ 21-83 (#6) _____ away
 10/27/1951 _ L _ 21-47 _____ away
 10/25/1952 _ W _ 8-0 (#14) _____ home
 10/16/1954 _ L _ 14-20 (#4) _____ away
 11/12/1955 _ L _ 10-20 (#10) _____ away
 11/17/1956 _ W _ 6-0 (#6) _____ home
 11/16/1957 _ L _ 13-17 (#6) _____ away
 11/15/1958 _ L _ 28-38 (#16) _____ home
 11/14/1959 _ W _ 16-7 _____ away
 11/12/1960 _ W _ 35-12 (#3) _____ home
 11/04/1961 _ L _ 13-29 (#5) _____ away
 11/03/1962 _ W _ 28-14 _____ home
 11/02/1963 _ L _ 3-7 (#9) _____ away
 10/31/1964 _ L _ 19-21 (#1) _____ home
 11/13/1965 _ L _ 0-38 _____ away
 11/12/1966 _ L _ 10-14 _____ home
 11/18/1967 _ L _ 10-21 _____ away
 11/16/1968 _ L _ 27-33 (#2) _____ home
 9/11/1971 _ L _ 21-52 (#11) _____ away
 9/16/1972 _ L _ 0-21 (#3) _____ away
 11/17/1973 _ L _ 13-55 (#1) _____ away
 11/16/1974 _ L _ 10-35 (#4) _____ home
 10/11/1975 _ L _ 0-49 (#1) _____ away
 10/09/1976 _ L _ 14-34 (#10) _____ home
 10/15/1977 _ L _ 6-27 (#4) _____ home
 10/21/1978 _ L _ 7-31 _____ away
 11/10/1979 _ L _ 7-34 (#3) _____ away
 11/15/1980 _ L _ 7-41 (#7) _____ home
 9/24/1983 _ W _ 20-14 (#3) _____ home
 9/22/1984 _ L _ 26-45 (#5) _____ away
 11/02/1985 _ L _ 13-22 (#8) _____ away
 11/01/1986 _ L _ 10-31 (#17) _____ home
 11/14/1987 _ W _ 29-27 _____ away
 11/12/1988 _ T _ 24-24 _____ home
 11/11/1989 _ L _ 0-28 _____ away
 11/10/1990 _ L _ 26-27 _____ home
 11/02/1991 _ W _ 16-9 (#13) _____ away
 10/31/1992 _ L _ 15-38 _____ home
 10/28/1995 _ L _ 35-56 (#4) _____ away
 10/26/1996 _ L _ 26-38 (#2) _____ home
 10/04/1997 _ L _ 7-23 (#7) _____ away
 11/14/1998 _ L _ 14-45 (#7) _____ home
 10/30/1999 _ L _ 11-41 (#21) _____ away
 10/21/2000 _ L _ 10-38 (#14) _____ home
 10/18/2003 _ L _ 10-19 (#8) _____ away
 10/16/2004 _ W _ 33-7 (#25) _____ home

9/24/2005 _ L _ 6-31 (#8) _____ away
 9/30/2006 _ L _ 17-38 (#1) _____ home
 11/14/2009 _ L _ 24-27, OT (#10) _____ away
 11/20/2010 _ L _ 17-20 (#8) _____ home
 10/19/2013 _ L _ 24-34 (#4) _____ away
 11/4/2017 _ W _ 55-24 (#3) _____ home
 2010 game was vacated due to NCAA sanctions

Oklahoma (Iowa trails, 0-2)

9/15/1979 _ L _ 6-21 (#3) _____ away
 12/30/2011 _ L _ 14-31 (#19) _____ Tempe, AZ

Oklahoma State (Series tied, 1-1)

9/29/1923 _ W _ 29-0 _____ home
 10/04/1930 _ L _ 0-6 _____ home

Oregon (Iowa trails, 1-2)

10/29/1949 _ W _ 34-31 _____ home
 9/16/1989 _ L _ 6-44 _____ home
 9/24/1994 _ L _ 18-40 _____ away

Oregon State (Iowa leads, 7-5)

10/06/1956 _ W _ 14-13 _____ home
 1/01/1957 _ W _ 35-19 (#10) Pasadena, CA
 9/24/1960 _ W _ 22-12 (#10) _____ home
 9/29/1962 _ W _ 28-8 _____ home
 9/25/1965 _ W _ 27-7 _____ away
 9/24/1966 _ L _ 3-17 _____ home
 9/30/1967 _ L _ 18-38 _____ home
 9/21/1968 _ W _ 21-20 (#8) _____ home
 9/20/1969 _ L _ 14-42 _____ home
 9/19/1970 _ L _ 14-21 _____ away
 9/18/1971 _ L _ 19-33 _____ away
 9/23/1972 _ W _ 19-11 _____ home

P & S (Iowa trails, 0-1)

10/23/1897 _ L _ 0-14 _____ home

Parsons College (Iowa leads, 1-0)

10/19/1895 _ W _ 28-0 _____ away

Penn College (Iowa leads, 2-0)

11/28/1895 _ W _ 14-12 _____ away
 10/14/1899 _ W _ 35-0 _____ home

Penn State (Iowa trails, 13-17)

11/15/1930 _ W _ 19-0 _____ home
 9/25/1971 _ L _ 14-44 (#12) _____ home
 9/30/1972 _ L _ 10-14 (#13) _____ away
 9/29/1973 _ L _ 8-27 (#6) _____ away
 9/28/1974 _ L _ 0-27 (#19) _____ home
 9/27/1975 _ L _ 10-30 (#12) _____ home
 9/25/1976 _ W _ 7-6 (#11) _____ away
 9/17/1983 _ W _ 42-34 _____ away
 9/15/1984 _ L _ 17-20 (#12) _____ home
 9/18/1993 _ L _ 0-31 (#14) _____ home
 9/17/1994 _ L _ 21-61 (#6) _____ away
 10/21/1995 _ L _ 27-41 (#19) _____ home
 10/19/1996 _ W _ 21-20 (#10) _____ away
 10/09/1999 _ L _ 7-31 (#2) _____ home
 11/04/2000 _ W _ 26-23 (2OT) _____ away
 9/29/2001 _ W _ 24-18 _____ home
 9/28/2002 _ W _ 42-35, OT (#12) _____ away
 10/25/2003 _ W _ 26-14 _____ home
 10/23/2004 _ W _ 6-4 _____ away
 10/06/2007 _ L _ 7-27 _____ away
 11/08/2008 _ W _ 24-23 (#3) _____ home
 9/26/2009 _ W _ 21-10 (#5) _____ away

10/02/2010 _ W _ 24-3 (#22) _____ home
 10/08/2011 _ L _ 3-13 _____ away
 10/20/2012 _ L _ 14-38 _____ home
 11/5/2016 _ L _ 14-41 (#12) _____ away
 9/23/2017 _ L _ 19-21 (#4) _____ home
 10/27/2018 _ L _ 24-30 (#17) _____ away
 10/12/2019 _ L _ 12-17 (#8) _____ home
 11/21/2020 _ W _ 41-21 _____ away

Pittsburgh (Iowa leads, 4-3)

10/03/1931 _ L _ 0-20 _____ home
 10/13/1951 _ W _ 34-17 _____ home
 9/26/1952 _ L _ 14-26 _____ away
 9/20/2008 _ L _ 20-21 _____ away
 9/17/2011 _ W _ 31-27 _____ home
 9/20/2014 _ W _ 24-20 _____ away
 9/19/2015 _ W _ 27-24 _____ home

Purdue (Iowa trails, 39-49-3)

10/22/1910 _ W _ 16-0 _____ home
 11/11/1911 _ W _ 11-0 _____ away
 11/06/1915 _ L _ 13-19 _____ away
 10/21/1916 _ W _ 24-6 _____ home
 10/21/1921 _ W _ 13-6 _____ away
 10/28/1922 _ W _ 56-0 _____ home
 10/13/1923 _ W _ 7-0 _____ home
 11/16/1929 _ L _ 0-7 _____ away
 10/18/1930 _ L _ 0-20 _____ home
 11/14/1931 _ L _ 0-22 _____ away
 11/12/1932 _ L _ 0-18 _____ home
 11/18/1933 _ W _ 14-6 _____ away
 11/10/1934 _ L _ 6-13 _____ home
 11/16/1935 _ L _ 6-12 _____ away
 11/14/1936 _ L _ 0-13 _____ home
 10/30/1937 _ L _ 0-13 _____ away
 10/29/1938 _ T _ 0-0 _____ home
 11/04/1939 _ W _ 4-0 _____ away
 11/02/1940 _ L _ 6-21 _____ home
 10/25/1941 _ L _ 6-7 _____ away
 10/31/1942 _ W _ 13-7 _____ home
 10/23/1943 _ L _ 7-28 (#4) _____ away
 10/21/1944 _ L _ 7-26 (#11) _____ home
 10/13/1945 _ L _ 0-40 (#15) _____ away
 9/28/1946 _ W _ 16-0 _____ home
 11/01/1947 _ L _ 0-21 (#16) _____ away
 10/16/1948 _ L _ 13-20 _____ home
 10/01/1949 _ W _ 21-7 _____ away
 10/21/1950 _ W _ 33-21 _____ home
 10/06/1951 _ L _ 30-34 _____ away
 10/11/1952 _ L _ 14-41 (#16) _____ away
 11/07/1953 _ W _ 26-0 _____ away
 11/06/1954 _ W _ 25-14 (#8) _____ home
 10/15/1955 _ T _ 20-20 _____ home
 10/27/1956 _ W _ 21-20 _____ away
 10/24/1959 _ L _ 7-14 (#14) _____ away
 10/22/1960 _ W _ 21-14 (#10) _____ home
 10/28/1961 _ L _ 0-9 _____ away
 10/27/1962 _ L _ 3-26 _____ home
 10/26/1963 _ L _ 0-14 _____ away
 10/24/1964 _ L _ 14-19 _____ home
 10/09/1965 _ L _ 14-17 (#6) _____ home
 10/08/1966 _ L _ 0-35 _____ away
 10/28/1967 _ L _ 22-41 (#7) _____ home
 10/26/1968 _ L _ 15-44 (#7) _____ away
 10/18/1969 _ L _ 31-35 (#17) _____ away
 10/17/1970 _ L _ 3-24 _____ home
 10/02/1971 _ L _ 13-45 _____ away
 10/07/1972 _ L _ 0-24 _____ home

11/03/1973 _ L _ 23-48 _____ home
 11/02/1974 _ L _ 14-38 _____ away
 11/15/1975 _ L _ 18-19 _____ away
 11/13/1976 _ L _ 0-21 _____ home
 10/22/1977 _ L _ 21-34 _____ away
 10/28/1978 _ L _ 7-34 (#17) _____ home
 11/03/1979 _ L _ 14-20 (#15) _____ home
 11/08/1980 _ L _ 13-58 (#17) _____ away
 11/07/1981 _ W _ 33-7 _____ home
 11/06/1982 _ L _ 7-16 _____ away
 10/15/1983 _ W _ 31-14 _____ home
 10/13/1984 _ W _ 40-3 (#14) _____ away
 11/16/1985 _ W _ 27-24 _____ away
 11/15/1986 _ W _ 42-14 _____ home
 10/24/1987 _ W _ 38-14 _____ home
 10/22/1988 _ W _ 31-7 _____ away
 11/18/1989 _ W _ 24-0 _____ away
 11/17/1990 _ W _ 38-9 _____ home
 10/25/1991 _ W _ 31-21 _____ away
 10/24/1992 _ L _ 16-27 _____ home
 10/30/1993 _ W _ 26-17 _____ home
 10/29/1994 _ T _ 21-21 _____ away
 11/01/1997 _ W _ 35-17(#18) _____ home
 10/31/1998 _ L _ 14-36 _____ away
 10/06/2001 _ L _ 14-23 (#21) _____ away
 10/05/2002 _ W _ 31-28 _____ home
 11/08/2003 _ L _ 14-27 (#16) _____ away
 11/06/2004 _ W _ 23-21 _____ home
 10/08/2005 _ W _ 34-17 _____ away
 10/07/2006 _ W _ 47-17 _____ home
 10/20/2007 _ L _ 6-31 _____ away
 11/15/2008 _ W _ 22-17 _____ home
 11/19/2011 _ W _ 31-21 _____ away
 11/10/2012 _ L _ 24-27 _____ home
 11/09/2013 _ W _ 38-14 _____ away
 11/27/2014 _ W _ 24-10 _____ away
 11/21/2015 _ W _ 40-20 _____ home
 10/15/2016 _ W _ 49-35 _____ away
 11/18/2017 _ L _ 15-24 _____ home
 11/03/2018 _ L _ 36-38 _____ away
 10/19/2019 _ W _ 26-20 _____ home
 10/24/2020 _ L _ 20-24 _____ away

Ripon College (Iowa leads, 1-0)
 10/20/1928 _ W _ 61-6 _____ home

Rush College (Series tied, 1-1)
 10/29/1898 _ L _ 11-15 _____ away
 10/21/1899 _ W _ 17-0 _____ home

Rutgers (Iowa leads, 2-0)
 9/24/2016 _ W _ 14-7 _____ away
 9/7/2019 _ W _ 30-0 _____ home

Saint Louis (Iowa leads, 2-1)
 11/30/1905 _ W _ 31-0 _____ away
 11/29/1906 _ L _ 0-39 _____ away
 10/10/1925 _ W _ 41-0 _____ home

San Diego State (Iowa leads, 1-0)
 12/30/1986 _ W _ 39-38 _____ San Diego, CA

Simpson College (Iowa leads, 4-0)
 11/17/1898 _ W _ 12-0 _____ home
 10/12/1900 _ W _ 47-0 _____ home
 10/18/1902 _ W _ 10-0 _____ away
 11/06/1903 _ W _ 35-2 _____ home

South Carolina (Iowa leads, 1-0)
 1/1/2009 _ W _ 31-10 _____ Tampa, FL

South Dakota (Iowa leads, 8-0)
 11/10/1917 _ W _ 35-0 _____ home
 11/01/1919 _ W _ 26-13 _____ home
 11/03/1928 _ W _ 19-0 _____ home
 9/29/1934 _ W _ 34-0 _____ home
 10/05/1935 _ W _ 47-2 _____ home
 10/10/1936 _ W _ 33-7 _____ home
 9/30/1939 _ W _ 41-0 _____ home
 10/05/1940 _ W _ 46-0 _____ home

Southeast Oklahoma (Iowa leads, 1-0)
 10/04/1924 _ W _ 43-0 _____ home

Southern Cal (Iowa trails, 3-7)
 11/21/1925 _ L _ 0-18 _____ away
 9/29/1950 _ W _ 20-14 _____ away
 10/07/1961 _ W _ 35-34 _____ away
 10/06/1962 _ L _ 0-7 _____ home
 9/26/1970 _ L _ 0-48 _____ home
 10/05/1974 _ L _ 3-41 _____ away
 10/04/1975 _ L _ 16-27 _____ home
 10/02/1976 _ L _ 0-55 _____ away
 1/02/2003 _ L _ 17-38 _____ Miami, FL
 12/27/2019 _ W _ 49-24 (#22) _____ San Diego, CA

Stanford (Iowa trails, 0-1)
 1/1/2016 _ L _ 16-45 (#5) _ Pasadena, CA

Syracuse (Iowa leads, 3-1)
 9/20/1975 _ L _ 7-10 _____ away
 9/18/1976 _ W _ 41-3 _____ home
 9/09/2006 _ W _ 20-13 (2 OT) _____ away
 9/08/2007 _ W _ 35-0 _____ home

Temple (Iowa leads, 1-0)
 11/21/1936 _ W _ 25-0 (#20) _____ away

Tennessee (Iowa trails, 1-2)
 12/31/1982 _ W _ 28-22 _____ Atlanta, GA
 8/30/1987 _ L _ 22-23 _____ East Rutherford, NJ
 1/2/2015 _ L _ 28-45 _____ Jacksonville, FL

Tennessee Tech (Iowa leads, 1-0)
 9/3/2011 _ W _ 34-7 _____ home

Texas (Series, tied, 1-1)
 12/26/1984 _ W _ 55-17 (#19) _ Anaheim, CA
 12/30/2006 _ L _ 24-26 (#18) San Antonio, TX

Texas A&M (Iowa trails, 0-1)
 10/10/1931 _ L _ 0-29 _____ away

Texas-El Paso (Iowa leads, 1-0)
 9/27/1986 _ W _ 69-7 _____ home

Texas Christian (Iowa leads, 2-1)
 9/27/1958 _ W _ 17-0 _____ home
 9/23/1967 _ W _ 24-9 _____ home
 9/28/1968 _ L _ 17-28 _____ away

Texas Tech (Iowa leads, 2-0)
 12/29/1996 _ W _ 27-0 _____ San Antonio, Texas
 12/29/2001 _ W _ 19-16 _____ San Antonio, Texas

Tulsa (Iowa leads, 3-1)
 9/30/1989 _ W _ 30-22 _____ home
 9/04/1993 _ W _ 26-25 _____ home
 9/21/1996 _ L _ 20-27 _____ away
 9/13/1997 _ W _ 54-16 _____ home

UCLA (Iowa trails, 3-6)
 9/23/1938 _ L _ 3-27 _____ away
 9/26/1947 _ L _ 7-22 _____ away
 9/24/1949 _ L _ 25-41 _____ home
 10/21/1955 _ L _ 13-33 (#7) _____ away
 9/22/1973 _ L _ 18-55 (#18) _____ away
 9/21/1974 _ W _ 21-10 (#12) _____ home
 *10/01/1977 _ L _ 16-34 _____ away
 9/26/1981 _ W _ 20-7 (#6) _____ home
 1/01/1985 _ L _ 28-45 (#14) _____ Pasadena, CA
 * - - Iowa was awarded a forfeit

Upper Iowa (Iowa leads, 2-0)
 10/22/1898 _ W _ 23-5 _____ home
 9/28/1900 _ W _ 57-0 _____ home

Utah (Iowa trails, 0-1)
 10/07/1978 _ L _ 9-13 _____ home

Utah State (Iowa leads, 2-0)
 9/28/1957 _ W _ 70-14 _____ home
 9/21/2002 _ W _ 48-7 _____ home

Wabash College (Iowa leads, 2-0)
 10/31/1925 _ W _ 28-7 _____ home
 10/15/1927 _ W _ 38-0 _____ home

Washington (Series tied, 3-3)
 9/25/1937 _ L _ 0-14 _____ away
 10/05/1963 _ W _ 17-7 _____ away
 10/03/1964 _ W _ 28-18 (#10) _____ home
 1/01/1981 _ L _ 0-28 (#16) _____ Pasadena, CA
 1/01/1990 _ L _ 34-46 _____ Pasadena, CA
 12/29/1995 _ W _ 38-18 (#20) _____ El Paso, TX

Washington State (Iowa leads, 3-1-1)
 10/03/1953 _ W _ 54-12 _____ home
 10/05/1957 _ W _ 20-13 _____ home
 9/28/1963 _ T _ 14-14 _____ home
 9/18/1965 _ L _ 0-7 _____ home
 9/27/1969 _ W _ 61-35 _____ home

Washington, MO (Iowa leads, 4-0)
 11/15/1902 _ W _ 61-0 _____ away
 11/26/1903 _ W _ 12-2 _____ away
 11/19/1910 _ W _ 38-0 _____ away
 9/19/1942 _ W _ 26-7 _____ home

Western Michigan (Iowa trails, 1-2)
 9/09/2000 _ L _ 21-27 _____ home
 11/17/2007 _ L _ 19-28 _____ home
 9/21/2013 _ W _ 59-3 _____ home

Wilton (Iowa leads, 2-0)
 11/04/1896 _ W _ 27-0 _____ home
 10/02/1897 _ W _ 22-4 _____ home

Wisconsin (Iowa trails, 44-48-2)

10/29/1894	L	0-44	away
11/03/1906	L	4-18	away
11/02/1907	L	5-6	home
11/23/1911	L	0-12	away
11/04/1912	L	10-28	home
11/27/1917	L	0-20	away
11/15/1924	W	21-7	away
11/07/1925	L	0-6	home
11/13/1926	L	10-20	away
11/12/1927	W	16-0	away
11/17/1928	L	0-13	home
10/26/1929	W	14-0	away
10/08/1932	L	0-34	away
10/21/1933	W	26-7	home
10/16/1937	L	6-13	away
10/08/1938	L	13-31	home
10/28/1939	W	19-13	away
10/12/1940	W	30-12	home
10/18/1941	L	0-23	away
10/07/1942	W	6-0	home
10/02/1943	L	5-7	home
11/11/1944	L	7-26	away
11/03/1945	L	7-27	home
11/09/1946	W	21-7 (#15)	away
11/08/1947	L	14-46 (#19)	away
10/30/1948	W	19-13	home
11/12/1949	L	13-35	away
10/14/1950	L	0-14 (#15)	home
11/17/1951	L	7-34 (#8)	away
10/18/1952	L	13-42 (#12)	home
10/31/1953	L	6-10	away
10/30/1954	W	13-7 (#8)	home
10/01/1955	L	14-37 (#17)	away
10/13/1956	W	13-7	home
10/19/1957	W	21-7 (#13)	home

10/18/1958	W	20-9 (#4)	away
10/17/1959	L	16-25	away
10/15/1960	W	28-21 (#12)	home
10/21/1961	W	47-15	home
10/20/1962	L	14-42 (#10)	away
10/19/1963	L	7-10 (#2)	home
10/17/1964	L	21-31	away
10/02/1965	L	13-16	away
10/01/1966	L	0-7	home
10/21/1967	T	21-21	away
10/19/1968	W	41-0	home
10/11/1969	L	17-23	away
10/10/1970	W	24-14	home
10/30/1971	W	20-16	home
11/04/1972	L	14-16	away
11/10/1973	L	7-35	away
11/09/1974	L	15-28	home
11/08/1975	W	45-28	home
11/06/1976	L	21-38	away
11/12/1977	W	24-8	away
11/18/1978	W	38-24	home
10/27/1979	W	24-13	away
11/01/1980	W	22-13	home
11/14/1981	W	17-7	away
11/13/1982	W	28-14	home
11/05/1983	W	34-14	away
11/03/1984	T	10-10	home
10/12/1985	W	23-13	away
10/11/1986	W	17-6	home
10/10/1987	W	31-10	away
10/08/1988	W	31-6	home
10/14/1989	W	31-24	away
10/13/1990	W	30-10	home
10/12/1991	W	10-6	away
10/10/1992	W	23-22	home
11/18/1995	W	33-20	away

11/16/1996	W	31-0	home
11/08/1997	L	10-13	away
10/24/1998	L	0-31 (#9)	home
11/13/1999	L	3-41 (#9)	away
10/28/2000	L	7-13	home
11/03/2001	L	28-34	away
11/02/2002	W	20-3	home
11/22/2003	W	27-21	away
11/20/2004	W	30-7 (#9)	home
11/12/2005	W	20-10 (#19)	away
11/11/2006	L	21-24 (#16)	home
9/22/2007	L	13-17 (#9)	away
10/18/2008	W	38-16	home
10/17/2009	W	20-10	away
10/23/2010	L	30-31 (#10)	home
11/02/2013	L	9-28 (#22)	home
11/22/2014	L	24-26 (#14)	home
10/3/2015	W	10-6 (#19)	away
10/22/2016	L	9-17 (#10)	home
11/11/2017	L	14-38 (#6)	away
9/22/2018	L	17-28 (#18)	home
11/9/2019	L	22-24 (#16)	away
12/12/2020	W	28-7	home

Wyoming (Iowa leads, 3-0)

10/17/1953	W	21-7	home
12/30/1987	W	20-19	San Diego, CA
9/2/2017	W	24-3	home

Yale (Iowa leads, 1-0)

10/14/1922	W	6-0	away
------------	---	-----	------

NOTE: Numbers in parentheses is AP ranking of opponent when game was played

Iowa Records vs. Major Conferences

Atlantic Coast _____ W-L-T

Boston College	1-0-0
Georgia Tech	1-0-0
Miami, FL	0-4-0
North Carolina State	0-3-0
Pittsburgh	4-3-0
Syracuse	3-1-0
Totals (.450)	9-11-0

American Athletic _____ W-L-T

Cincinnati	1-0-0
Temple	1-0-0
Totals (1.000)	2-0-0

Big Sky _____ W-L-T

Montana	1-0-0
Totals (1.000)	1-0-0

Big 12 _____ W-L-T

Iowa State	45-22-0
Kansas	4-6-0
Kansas State	5-1-0
Oklahoma	0-2-0
Oklahoma State	1-1-0
Texas	1-1-0
Texas Christian	2-1-0
Texas Tech	2-0-0
Totals (.638)	60-34-0

Big Ten _____ W-L-T

Illinois	36-38-2
Indiana	45-28-4
Maryland	2-1-0
Michigan	15-42-4
Michigan State	24-22-2
Minnesota	50-62-2
Nebraska	19-29-3
Northwestern	51-28-3
Ohio State	15-46-3
Penn State	13-17-0
Purdue	39-49-3
Rutgers	2-0-0
Wisconsin	44-48-2
Totals (.465)	359-410-28

Conference USA _____ W-L-T

Middle Tennessee	1-0-0
North Texas	2-0-0
Tulsa	3-1-0
Texas-El Paso	1-0-0
Totals (.875)	7-1-0

Mid-American _____ W-L-T

Akron	1-0-0
Ball State	3-0-0
Buffalo	1-0-0
Central Michigan	2-1-0
Kent State	2-0-0
Miami, Ohio	5-0-0
Northern Illinois	9-1-0
Western Michigan	1-2-0
Totals (.857)	24-4-0

Pacific-12 _____ W-L-T

Arizona	5-6-0
Arizona State	1-2-0
California	3-1-0
Colorado	0-2-0
Oregon	1-2-0
Oregon State	7-5-0
Southern California	3-7-0
Stanford	0-1-0
UCLA	3-6-0
Utah	0-1-0
Washington	3-3-0
Washington State	3-1-1
Totals (.440)	29-37-1

Southeastern _____ W-L-T

Arkansas	1-0-0
Florida	1-3-0
Louisiana State	1-1-0
Mississippi State	1-0-0
Missouri	6-7-0
South Carolina	1-0-0
Tennessee	1-2-0
Texas A&M	0-1-0
Totals (.500)	12-14-0

Mountain West _____ W-L-T

Air Force	0-0-1
Hawai'i	3-1-0
San Diego State	1-0-0
Utah State	2-0-0
Wyoming	3-0-0
Totals (.864)	9-1-1

Independents _____ W-L-T

Notre Dame	8-13-3
Brigham Young	0-0-1
Idaho	1-0-0
New Mexico State	1-0-0
Marquette	1-1-0
Saint Louis	2-1-0
Totals (.464)	13-15-4

HOMECOMING RESULTS

Date	Opponent	Result
Nov. 23, 1912	Wisconsin	L, 10-28
Nov. 15, 1913	Iowa State	W, 45-7
Oct. 24, 1914	Minnesota	L, 0-7
Nov. 13, 1915	Iowa State	L, 0-16
Nov. 25, 1916	Nebraska	L, 17-34
Nov. 24, 1917	Iowa State	W, 6-3
Nov. 2, 1918	Minnesota	W, 6-0
Nov. 22, 1919	Iowa State	W, 10-0
Nov. 13, 1920	Minnesota	W, 28-7
Oct. 15, 1921	Illinois	W, 14-2
Nov. 11, 1922	Minnesota	W, 28-14
Oct. 20, 1923	Illinois	L, 6-9
Oct. 25, 1924	Minnesota	W, 13-0
Oct. 17, 1925	Illinois	W, 12-10
Nov. 6, 1926	Minnesota	L, 0-41
Nov. 5, 1927	Illinois	L, 0-14
Oct. 27, 1928	Minnesota	W, 7-6
Oct. 20, 1929	Illinois	T, 7-7
Nov. 15, 1930	Penn State	W, 19-0
Oct. 17, 1931	Indiana	T, 0-0
Oct. 22, 1932	Minnesota	L, 6-21
Oct. 21, 1933	Wisconsin	W, 26-7
Oct. 28, 1934	Minnesota	L, 12-48
Nov. 9, 1935	Minnesota	L, 6-13
Oct. 17, 1936	Illinois	T, 0-0
Nov. 6, 1937	Minnesota	L, 10-35
Oct. 8, 1938	Wisconsin	L, 13-31
Nov. 18, 1939	Minnesota	W, 13-9
Nov. 2, 1940	Purdue	L, 6-21
Nov. 1, 1941	Indiana	W, 13-7
Nov. 7, 1942	Wisconsin	W, 6-0
Nov. 6, 1943	Illinois	L, 10-19
Oct. 21, 1944	Purdue	L, 7-26
Nov. 3, 1945	Wisconsin	L, 7-27
Nov. 2, 1946	Illinois	L, 0-7
Oct. 11, 1947	Indiana	W, 27-14
Oct. 16, 1948	Purdue	L, 13-20
Oct. 15, 1949	Indiana	W, 35-9
Oct. 21, 1950	Purdue	W, 33-21
Oct. 20, 1951	Michigan	L, 0-21
Oct. 25, 1952	Ohio State	W, 8-0
Oct. 24, 1953	Indiana	W, 19-13
Nov. 6, 1954	Purdue	W, 25-14
Oct. 15, 1955	Purdue	T, 20-20
Nov. 3, 1956	Michigan	L, 14-17
Oct. 19, 1957	Wisconsin	W, 21-7
Oct. 25, 1958	Northwestern	W, 26-20
Oct. 10, 1959	Michigan State	W, 37-8
Oct. 22, 1960	Purdue	W, 21-14
Oct. 21, 1961	Wisconsin	W, 47-15
Oct. 27, 1962	Purdue	L, 3-26
Oct. 12, 1963	Indiana	W, 37-26
Oct. 24, 1964	Purdue	L, 14-19
Oct. 9, 1965	Purdue	L, 14-7
Oct. 22, 1966	Northwestern	L, 15-24
Oct. 28, 1967	Purdue	L, 22-41
Oct. 12, 1968	Indiana	L, 34-38
Oct. 25, 1969	Michigan State	W, 19-18
Oct. 17, 1970	Purdue	L, 3-24
Oct. 9, 1971	Northwestern	L, 3-28
Oct. 28, 1972	Michigan State	T, 6-6
Oct. 20, 1973	Minnesota	L, 23-31
Oct. 12, 1974	Northwestern	W, 35-10
Oct. 25, 1975	Minnesota	L, 7-31

Date	Opponent	Result
Oct. 16, 1976	Indiana	L, 7-14
Oct. 15, 1977	Ohio State	L, 6-27
Oct. 28, 1978	Purdue	L, 7-34
Oct. 20, 1979	Minnesota	L, 7-24
Oct. 18, 1980	Northwestern	W, 25-3
Oct. 10, 1981	Indiana	W, 42-28
Oct. 2, 1982	Northwestern	W, 45-7
Oct. 8, 1983	Northwestern	W, 61-21
Sept. 29, 1984	Illinois	W, 21-16
Oct. 5, 1985	Michigan State	W, 35-31
Oct. 11, 1986	Wisconsin	W, 17-6
Oct. 24, 1987	Purdue	W, 38-14
Oct. 8, 1988	Wisconsin	W, 31-6
Oct. 21, 1989	Michigan	L, 12-26
Oct. 27, 1990	Northwestern	W, 56-14
Oct. 19, 1991	Illinois	W, 24-21
Oct. 24, 1992	Purdue	L, 16-27
Oct. 16, 1993	Illinois	L, 3-49
Oct. 8, 1994	Indiana	L, 20-27
Oct. 14, 1995	Indiana	W, 22-13
Oct. 5, 1996	Michigan State	W, 37-30
Oct. 25, 1997	Indiana	W, 62-0
Oct. 10, 1998	Northwestern	W, 26-24
Oct. 23, 1999	Indiana	L, 31-38
Oct. 7, 2000	Michigan State	W, 21-16
Sept. 29, 2001	Penn State	W, 24-18
Oct. 5, 2002	Purdue	W, 31-28
Oct. 4, 2003	Michigan	W, 30-27
Oct. 2, 2004	Michigan State	W, 38-16
Oct. 1, 2005	Illinois	W, 35-7
Oct. 7, 2006	Purdue	W, 47-17
Sept. 29, 2007	Indiana	L, 20-38
Sept. 27, 2008	Northwestern	L, 17-22
Oct. 10, 2009	Michigan	W, 30-28
Oct. 2, 2010	Penn State	W, 24-3
Oct. 15, 2011	Northwestern	W, 41-31
Oct. 29, 2012	Minnesota	W, 31-13
Oct. 5, 2013	Michigan State	L, 14-26
Oct. 11, 2014	Indiana	W, 45-29
Oct. 10, 2015	Illinois	W, 29-20
Oct. 1, 2016	Northwestern	L, 31-38
Oct. 7, 2017	Illinois	W, 45-16
Oct. 20, 2018	Maryland	W, 23-0
Oct. 19, 2019	Purdue	W, 26-20
Totals		60-43-5

Homecoming Record vs. All Opponents

Opponent	W-L-T
Illinois	7-5-2
Indiana	10-5-1
Iowa State	3-1-0
Maryland	1-0-0
Michigan	2-3-0
Michigan State	6-1-1
Minnesota	7-9-0
Nebraska	0-1-0
Northwestern	7-4-0
Ohio State	1-1-0
Penn State	3-0-0
Purdue	7-10-1
Wisconsin	6-3-0
Totals	60-43-5

Iowa Bowl Results 17-15-1

Bowl:	Score
2020 Music City:	Canceled
2019 Holiday:	Iowa 49, USC 24
2019 Outback:	Iowa 27, Mississippi State 22
2017 New Era Pinstripe:	Iowa 27, Boston College 20
2017 Outback:	Florida 30, Iowa 3
2016 Rose:	Stanford 45, Iowa 16
2015 TaxSlayer:	Tennessee 45, Iowa 28
2014 Outback:	LSU 21, Iowa 14
2011 Insight:	Oklahoma, 31, Iowa 14
2010 Insight:	Iowa 27, Missouri 24
2010 Orange:	Iowa 24, Georgia Tech 14
2009 Outback:	Iowa 31, South Carolina 10
2006 Alamo:	Texas 26, Iowa 24
2006 Outback:	Florida 31, Iowa 24
2005 Capital One:	Iowa 30, LSU 25
2004 Outback:	Iowa 37, Florida 17
2003 Orange:	USC 38, Iowa 17
2001 Alamo:	Iowa 19, Texas Tech 16
1997 Sun:	Arizona State 17, Iowa 7
1996 Alamo:	Iowa 27, Texas Tech 0
1995 Sun:	Iowa 38, Washington 18
1993 Alamo:	California 37, Iowa 3
1991 Holiday:	Iowa 13, Brigham Young 13
1991 Rose:	Washington 46, Iowa 34
1988 Peach:	N. C. State 28, Iowa 23
1987 Holiday:	Iowa 20, Wyoming 19
1986 Holiday:	Iowa 39, San Diego State 38
1986 Rose:	UCLA 45, Iowa 28
1984 Freedom:	Iowa 55, Texas 17
1983 Gator:	Florida 14, Iowa 6
1982 Peach:	Iowa 28, Tennessee 22
1982 Rose:	Washington 28, Iowa 0
1959 Rose:	Iowa 38, California 12
1957 Rose:	Iowa 35, Oregon State 19

1957 Rose Bowl

Iowa -- 35, Oregon State -- 19
 Jan. 1, 1957, Rose Bowl, Pasadena, Calif.

Iowa	14	7	7	7	35
Oregon State	0	6	6	7	19

GAME RECAP

Switching from the mighty defensive role they played all season (which included four shutouts), Iowa put on a great offensive show to defeat Oregon State 35-19 in the 43rd Rose Bowl.

It was the school's first bowl appearance. Iowa assumed an early lead on game MVP Kenny Ploen's 49-yard run. Ploen also completed 9-of-10 passes. Collins Hagler scored two TDs and totaled a game-best 85 rushing yards.

Iowa played Oregon State during the regular season and had also won that encounter, 14-13.

The Rose Bowl win was the Big Ten's 10th win in 11 games against its west coast opponents. Over 15,000 Hawkeye fans attended the game.

SCORING SUMMARY

- IA -- Ploen 49-yard run (Prescott kick)
- IA -- Hagler 9-yard run (Prescott kick)
- OSU -- Berry 3-yard run (kick failed)
- IA -- Happel 5-yard run (Prescott kick)
- IA -- Hagler 66-yard run (Prescott kick)
- OSU -- Beamer 1-yard run (kick failed)
- IA -- Gibbons 16-yard pass from Ploen (Prescott kick)
- OSU -- Hammack 35-yard pass from Francis (Beamer run)

Attendance: 97,126

IOWA	TEAM STATISTICS	OSU
16	First Downs	16
48-301	Rushes-yards	46-166
107	Passing yards	130
11-15-1	Passes	10-14-0
63-408	Total offense	60-296
2-36	Punts-average	3-35
3-3	Fumbles-lost	4-3
5-50	Penalties-yards	6-60

INDIVIDUAL LEADERS

RUSHING

IOWA: Hagler 10-85, Dobrino 4-64, Ploen 8-59
 OSU: Francis 15-73, Beamer 7-31

PASSING

IOWA: Ploen 9-10-0-83
 OSU: Francis 10-12-0-130

RECEIVING

IOWA: Gibbons 5-61, Harris 2-21
 OSU: Hammack 4-65, Beamer 2-31

Hawkeyes Set Records in Bowl Games

Iowa WR Ihmir Smith-Marsette tied a bowl record with a 98-yard kickoff return for a touchdown vs. Southern California in the 2019 Holiday Bowl. He also set a record for kickoff return average with a 47.3 average (3-142 yards).

Iowa set individual and team marks for Kickoff Return Yards in the 2019 Outback Bowl, as Ihmir Smith-Marsette had 150 yards on five returns.

Iowa set team records for the Outback Bowl for Fewest First Downs Allowed (11), Fewest Penalties (0) and Fewest Penalty Yards (0).

Running back Akrum Wadley set Pinstripe Bowl records for kickoff returns (5) and KO return yards (171) in the 2017 Pinstripe Bowl win over Boston College.

DE Anthony Nelson tied the Pinstripe Bowl record with two QB sacks, P Colten Rastetter tied the record for most punts (6), and DB Jack Gervase and DB Josh Jackson tied the bowl record with one interception.

Kickoff returner C.J. Jones set an Orange Bowl record when he returned the opening kickoff 100 yards for a touchdown against Southern California in the 2003 Orange Bowl.

Kickoff returner Jordan Cotton set an Outback Bowl record for KO return average when he averaged 42.7 yards (3 for 128 yards) per return in the 2014 Outback Bowl vs. LSU.

Linebacker Abdul Hodge broke the Outback Bowl record for most tackles when he registered 19 against Florida in 2006.

Punters Nick Gallery (1996) and Jason Baker (1997) established bowl records for longest punt in two of Iowa's bowl games. Gallery had a 59-yard punt in the 1996 Alamo Bowl and Baker had a 76-yard punt in the 1997 Sun Bowl.

1959 Rose Bowl

Iowa -- 38, California -- 12
Jan. 1, 1959, Rose Bowl, Pasadena, Calif.

Iowa	7	13	12	6	38
California	0	0	6	6	12

GAME RECAP

Bob Jeter ran for 194 yards on nine carries, earned Player-of-the-Game honors and led Iowa to a 38-12 win over California in the 45th Rose Bowl.

Over 18,000 Iowa fans made the trip to Pasadena. Head Coach Forest Evashevski had to get out of his sickbed to lead Iowa to its second Rose Bowl win in three years.

Willie Fleming tallied twice for the winners. Fleming had 85 yards (nine attempts) on the ground.

The Hawkeyes set Rose Bowl records for total offense (516) and rushing offense (429). Jeter's 21.6 yards per carry average and his 81-yard TD run were Rose Bowl records.

SCORING SUMMARY

- IA -- Duncan 2-yard run (Prescott kick)
- IA -- Langston 7-yard pass from Duncan (Prescott kick)
- IA -- Horn 4-yard run (kick failed)
- CAL -- Hart 1-yard run (pass failed)
- IA -- Fleming 37-yard run (pass failed)
- IA -- Jeter 81-yard run (pass failed)
- IA -- Fleming 7-yard run (pass failed)
- CAL -- Hart 17-yard pass from Kapp (run failed)

Attendance: 98,297

Iowa	TEAM STATISTICS	CAL
24	First Downs	20
55-429	Rushes-yards	53-214
87	Passing yards	130
9-14-0	Passes	9-20-2
72-516	Total offense	78-344
3-41	Punts-average	5-37
3-1	Fumbles-lost	2-2
5-55	Penalties-yards	5-35

INDIVIDUAL LEADERS

RUSHING

IOWA: Jeter 9-194, Fleming 9-85, Gravel 3-45, Nocera 9-37
CAL: Olguin 9-62, Patton 9-45, Kapp 10-34

PASSING

IOWA: Duncan 5-7-0-50, Ogiego 4-5-0-37
CAL: Kapp 8-17-1-126

RECEIVING

IOWA: Prescott 3-31
CAL: Hart 4-61, Garvin 1-31

1982 Rose Bowl

Washington -- 28, Iowa -- 0
Jan. 1, 1982, Rose Bowl, Pasadena, Calif.

Washington	0	13	0	15	28
Iowa	0	0	0	0	0

GAME RECAP

Washington's Jacque Robinson rushed for 142 yards and two touchdowns as the Huskies blanked Iowa 28-0 in the 68th Rose Bowl game.

One of the key plays was late in the first half when Iowa tried to convert a fourth-and-seven situation at Washington's 40-yard line. Pete Gales' pass was incomplete, and the Huskies moved the ball downfield and scored with 0:19 left for a 13-0 halftime lead.

Iowa's offense turned the ball over five times while Washington had just one turnover.

SCORING SUMMARY

- W -- Robinson 1-yard run (Nelson kick)
- W -- Coty 1-yard run (pass failed)
- W -- Robinson 34-yard run (Skansi pass from Pelleur)
- W -- Cowan 3-yard run (Nelson kick)

Attendance: 105,611

WASH	TEAM STATISTICS	IOWA
22	First Downs	14
51-186	Rushes-yards	43-180
142	Passing yards	84
15-29-1	Passes	10-21-3
80-328	Total offense	64-264
7-36	Punts-average	5-47
0-0	Fumbles-lost	2-2
3-28	Penalties-yards	6-73

INDIVIDUAL LEADERS

RUSHING

IOWA: Granger 13-80, Bohannon 10-44
UW: Robinson 20-142

PASSING

IOWA: Gales 4-7-1-51, Bohannon 6-14-2-33
UW: Pelleur 15-29-1-142

RECEIVING

IOWA: Brown 6-52
UW: Skansi 4-69, Allen 5-68

1982 Peach Bowl

Iowa -- 28, Tennessee -- 22
 Dec. 31, 1982, Fulton County Stadium, Atlanta, Ga.

Iowa	0	21	7	0	28
Tennessee	7	0	12	3	22

GAME RECAP

A brilliant passing performance by Chuck Long led the Hawkeyes to a 28-22 Peach Bowl win over Tennessee. Long completed 14 of 17 first half passes for 231 yards and three touchdowns.

Iowa led 21-7 at the intermission. Long had 304 yards passing and 306 yards total offense, both Peach Bowl records.

Dave Moritz tied the bowl game record with eight receptions, all in the first half. Nineteen Peach Bowl records were tied or broken. Iowa WR Ronnie Harmon had a pair of TD receptions.

The Peach Bowl was the first non-Rose Bowl postseason game in school history.

SCORING SUMMARY

TN -- Cockrell 6-yard run (Revez kick)
 IA -- Moritz 57-yard pass from Long (Nichol kick)
 IA -- Harmon 18-yard pass from Long (Nichol kick)
 IA -- Harmon 8-yard pass from Long (Nichol kick)
 TN -- Coleman 10-yard run (kick failed)
 IA -- Phillips 2-yard run (Nichol kick)
 TN -- Gault 19-yard pass from Cockrell (pass failed)
 TN -- Revez 27-yard field goal

Attendance: 50,134

IOWA	TEAM STATISTICS	TENN
24	First Downs	23
43-110	Rushes-yards	38-154
304	Passing yards	221
19-26-1	Passes	22-41-0
69-414	Total offense	79-375
5-35	Punts-average	5-45
1-1	Fumbles-lost	2-1
3-30	Penalties-yards	7-47

INDIVIDUAL LEADERS

RUSHING

IOWA: Gill 16-70, Phillips 10-34
 UT: Coleman 11-103, Furnas 12-52

PASSING

IOWA: Long 19-26-1-304
 UT: Cockrell 22-41-0-221

RECEIVING

IOWA: Moritz 8-168, Harmon 3-44, Gill 3-39
 UT: Wilson 7-62, Duncan 3-52, Miller 2-30

1983 Gator Bowl

Florida -- 14, Iowa -- 6
 Dec. 30, 1983, Gator Bowl, Jacksonville, Fla.

Iowa	0	3	3	0	6
Florida	7	7	0	0	14

GAME RECAP

Cold weather stalled a couple of high-powered offenses in the 39th annual Gator Bowl as Florida defeated Iowa 14-6. The wind chill at game time was 13 degrees below zero.

The Hawkeyes and Gators combined for six interceptions, 19 penalties and only seven of 31 third down conversions in the ragged contest.

The play of the game took place with 1:08 left in the first half. Tom Nichol, attempting to punt out of his own end zone, misplayed a high snap and Florida's Doug Drew covered it for a touchdown. Nichol scored the Hawkeyes' only points on a pair of short field goals. Owen Gill led the Hawkeye offense with 83 yards rushing.

SCORING SUMMARY

UF -- Anderson 1-yard run (Raymond kick)
 IA -- Nichol 32-yard field goal
 UF -- Drew fumble recovery in end zone (Raymond kick)
 IA -- Nichol 31-yard field goal

Attendance: 81,293

IOWA	TEAM STATISTICS	FLORIDA
16	First Downs	14
40-114	Rushes-yards	44-168
167	Passing yards	92
13-30-4	Passes	9-23-2
70-281	Total offense	67-250
2-40	Punts-average	7-38
2-1	Fumbles-lost	0-0
7-44	Penalties-yards	12-105

INDIVIDUAL LEADERS

RUSHING

IOWA: Gill 10-83, Granger 9-37, Phillips 13-33
 UF: Anderson 17-84, Williams 10-68

PASSING

IOWA: Long 13-28-4-167
 UF: Peace 9-22-2-92

RECEIVING

IOWA: Harmon 6-90
 UF: Dixon 5-55

1984 Freedom Bowl

Iowa -- 55, Texas -- 17
Dec. 26, 1984, Anaheim Stadium, Anaheim, Calif.

Texas	0	17	0	0	17
Iowa	14	10	31	0	55

GAME RECAP

Chuck Long's passing performance surpassed all previous bowl games as the Hawkeyes blasted Texas 55-17 in the inaugural Freedom Bowl. Long completed 29 of 39 passes for 461 yards and six TDs despite a steady rain throughout the game.

Iowa scored 31 unanswered points in the third quarter. Long's third quarter totals were 12-14 passes for 241 yards and four touchdowns. Both Robert Smith (4 catches, 115 yards) and Bill Happel (8, 104) had over 100 yards receiving.

SCORING SUMMARY

- IA -- Hayes 6-yard pass from Long (Nichol kick)
- IA -- Flagg 11-yard pass from Long (Nichol kick)
- TX -- Bryant 11-yard pass from Dodge (Ward kick)
- IA -- Bush 1-yard run (Nichol kick)
- TX -- Harris 1-yard pass from Dodge (Ward kick)
- TX -- Ward 46-yard field goal
- IA -- Nichol 27-yard field goal
- IA -- Nichol 35-yard field goal
- IA -- Happel 33-yard pass from Long (Nichol kick)
- IA -- Smith 49-yard pass from Long (Nichol kick)
- IA -- Helverson 4-yard pass from Long (Nichol kick)
- IA -- Hayes 15-yard pass from Long (Nichol kick)

Attendance: 24,093

TEXAS	TEAM STATISTICS	IOWA
15	First Downs	28
35-115	Rushes-yards	41-91
185	Passing yards	469
17-34-2	Passes	30-40-0
69-300	Total offense	81-560
5-43	Punts-average	4-42
3-3	Fumbles-lost	5-2
6-50	Penalties-yards	4-27

INDIVIDUAL LEADERS

RUSHING

IOWA: Gill 17-61.
UT: Orr 12-67, Johnson 8-56

PASSING

IOWA: Long 29-39-0-461
UT: Dodge 16-32-2-180

RECEIVING

IOWA: Smith 4-115, Happel 8-104, Flagg 5-71, Hayes 3-70
UT: Bryant 3-50, Duhon 1-47, Moerschell 4-40, Harris 6-37

1986 Rose Bowl

UCLA -- 45, Iowa -- 28
Jan. 1, 1986, Rose Bowl, Pasadena, Calif.

UCLA	10	14	7	14	45
Iowa	7	3	7	11	28

GAME RECAP

UCLA freshman tailback Eric Ball paved the way for the Bruins' 45-28 upset victory over Big Ten champion Iowa.

Ball, who didn't start, rambled for 227 yards on 22 carries. Ball scored on runs of 30, 40, six and 32 yards. Iowa QB Chuck Long completed 29 of 37 attempts for 319 yards and one score.

The Hawkeyes turned the ball over five times, including four times in the first half, as UCLA built a 24-10 lead. RB Ronnie Harmon caught a career-high 11 passes for 102 yards and Rob Houghtlin added field goals of 24 and 52 yards.

The teams combined for 889 yards of total offense and 54 first downs.

SCORING SUMMARY

- IA -- Hudson 1-yard run (Houghtlin kick)
- UCLA -- Ball 30-yard run (Lee kick)
- UCLA -- Lee 42-yard field goal
- IA -- Houghtlin 24-yard field goal
- UCLA -- Ball 40-yard run (Lee kick)
- UCLA -- Ball 6-yard run (Lee kick)
- IA -- Long 4-yard run (Houghtlin kick)
- UCLA -- Sherrard 6-yard pass from Stevens (Lee kick)
- UCLA -- Ball 32-yard run (Lee kick)
- IA -- Houghtlin 52-yard field goal
- UCLA -- Stevens 1-yard run (Lee kick)
- IA -- Happel 11-yard pass from Long (K. Harmon run)

Attendance: 103,292

UCLA	TEAM STATISTICS	IOWA
29	First Downs	25
55-299	Rushes-yards	34-82
189	Passing yards	319
16-26-1	Passes	29-38-1
81-488	Total offense	72-401
2-38	Punts-average	2-32
3-2	Fumbles-lost	4-4
6-36	Penalties-yards	5-40

INDIVIDUAL LEADERS

RUSHING

IOWA: R. Harmon 14-55, Hudson 13-53
UCLA: Ball 22-227, Green 13-46, Farr 5-42

PASSING

IOWA: Long 29-37-1-319
UCLA: Stevens 16-26-1-189

RECEIVING

IOWA: R. Harmon 11-102, Happel 6-89, Flagg 3-55, Smith 4-44
UCLA: Dorrell 3-59, Sherrard 4-48, Tennell 3-30

1986 Holiday Bowl

Iowa -- 39, San Diego State -- 38
 Dec. 30, 1986, Jack Murphy Stadium, San Diego, Calif.

Iowa	7	6	8	18	39
San Diego State	6	15	7	10	38

GAME RECAP

Rob Houghtlin's 41-yard field goal as time expired culminated an 18-point blitz in the final 8:39 and helped Iowa down San Diego State 39-38 in the ninth annual Holiday Bowl.

The Hawkeyes stormed back on a pair of Mark Vlasic TD throws in the final period to take a 36-35 lead. SDSU's Kevin Rahill booted a 21-yard FG with 0:47 left to give the Aztecs a 38-36 advantage.

Kevin Harmon returned the ensuing kickoff to the SDSU 37-yard line, and Houghtlin kicked the game winner four plays later. Iowa was able to win only after converting two-point conversions following two of its final three touchdowns.

SCORING SUMMARY

- IA -- Bayless 5-yard run (Houghtlin kick)
- SDSU -- Hardy 6-yard pass from Santos (kick failed)
- SDSU -- Jackson 44-yard pass from Santos (Hardy run)
- IA -- Vlasic 1-yard run (kick failed)
- SDSU -- Gilbreath 28-yard pass from Santos (Rahill kick)
- SDSU -- Gilmore 1-yard run (Rahill kick)
- IA -- Hudson 1-yard run (Smith pass from Vlasic)
- SDSU -- Hardy 6-yard run (Rahill kick)
- IA -- Cook 29-yard pass from Vlasic (Flagg pass from Hartlieb)
- IA -- Flagg 4-yard pass from Vlasic (Houghtlin kick)
- SDSU -- Rahill 21-yard field goal
- IA -- Houghtlin 41-yard field goal

Attendance: 59,473

IOWA	TEAM STATISTICS	SDSU
21	First Downs	17
41-141	Rushes-yards	36-117
222	Passing yards	298
15-29-1	Passes	21-33-2
70-363	Total offense	69-415
4-43	Punts-average	5-47
2-1	Fumbles-lost	0-0
4-17	Penalties-yards	7-70

INDIVIDUAL LEADERS

RUSHING

IOWA: Bayless 19-110, Hudson 9-43
 SDSU: Hardy 26-83, Gilmore 7-35

PASSING

IOWA: Vlasic 15-28-1-222
 SDSU: Santos 21-33-2-298

RECEIVING

IOWA: Flagg 4-66, Early 3-57, Cook 2-51
 SDSU: Jackson 2-89, Gilbreath 5-87, Gilmore 9-70

1987 Holiday Bowl

Iowa -- 20, Wyoming -- 19
 Dec. 30, 1987, Jack Murphy Stadium, San Diego, Calif.

Iowa	0	7	0	13	20
Wyoming	12	7	0	0	19

GAME RECAP

Iowa's defense and special teams scored two touchdowns and FB David Hudson tallied on a short run in the fourth period to rally the Hawkeyes to a 20-19 triumph over Wyoming in the 10th Holiday Bowl.

Merton Hanks deflected a second-period punt, the first of his two blocked kicks, and Jay Hess covered it in the end zone for a score. Anthony Wright cut the lead to 19-13 with a 33-yard interception return.

Greg Worker's 52-yard FG attempt was blocked by Hanks with 46 seconds left to preserve the victory.

Wright, who added six tackles, was Iowa's game MVP. Wyoming had a 12-0 lead before Hess got the Hawkeyes on the scoreboard, but Iowa still trailed 19-7 at halftime before pitching a shutout in the second half.

SCORING SUMMARY

- W -- Worker 43-yard field goal
- W -- Worker 38-yard field goal
- W -- Loving 15-yard pass from Burnett (pass failed)
- IA -- Hess 10-yard blocked punt return (Houghtlin kick)
- W -- Abraham 3-yard run (Worker kick)
- IA -- Wright 33-yard interception return (Houghtlin kick)
- IA -- Hudson 1-yard run (pass failed)

Attendance: 61,892

IOWA	TEAM STATISTICS	WYOMING
17	First Downs	19
36-94	Rushes-yards	21-43
237	Passing yards	332
21-35-0	Passes	28-51-1
71-331	Total offense	72-375
8-42	Punts-average	6-30
1-1	Fumbles-lost	0-0
6-57	Penalties-yards	7-61

INDIVIDUAL LEADERS

RUSHING

IOWA: Harmon 12-47, Hudson 10-43
 UW: Abraham 14-39

PASSING

IOWA: Hartlieb 21-35-0-237
 UW: Burnett 28-51-1-332

RECEIVING

IOWA: Flagg 6-93, Watkins 4-72, Cook 6-43
 UW: Sargent 8-106, Loving 5-63, Wood 4-51, Joseph 4-42

1988 Peach Bowl

N. C. State -- 28, Iowa -- 23
Dec. 31, 1988, Fulton County Stadium, Atlanta, Ga.

Iowa	3	7	7	6	23
N. C. State	7	21	0	0	28

GAME RECAP

Iowa couldn't overcome seven turnovers, including three interceptions by North Carolina State's Michael Brooks, in a 28-23 loss in the Peach Bowl.

NC State jumped out to a 28-3 lead before the Hawkeyes staged a furious comeback with 20 unanswered points. Chuck Hartlieb passed for 428 yards -- 122 to Marv Cook and 101 and two TDs to Deven Harberts -- in the catch-up effort.

The Hawkeyes trailed 28-3 just 15 minutes into the game before Hartlieb worked his magic.

The Wolfpack also committed seven turnovers, losing five fumbles. Freshman Tyrell Jackson scored two TDs for NC State.

SCORING SUMMARY

- NCSU -- Davenport 1-yard run (Hartman kick)
- IA -- Murphy 30-yard field goal
- NCSU -- Peebles 75-yard pass from Montgomery (Hartman kick)
- NCSU -- Jackson 2-yard run (Hartman kick)
- NCSU -- Jackson 30-yard run (Hartman kick)
- IA -- Harberts 8-yard pass from Hartlieb (Murphy kick)
- IA -- Harberts 22-yard pass from Hartlieb (Murphy kick)
- IA -- Smith 7-yard pass from Hartlieb (pass failed)

Attendance : 44,635

IOWA	TEAM STATISTICS	NCSU
21	First Downs	24
19-46	Rushes-yards	72-236
428	Passing yards	195
30-51-4	Passes	11-23-2
70-447	Total offense	95-401
6-36	Punts-average	5-36
4-3	Fumbles-lost	8-5
4-44	Penalties-yards	4-40

INDIVIDUAL LEADERS

RUSHING

- IOWA: Saunders 6-22
- NCSU: Jackson 17-86, Crite 13-53

PASSING

- IOWA: Hartlieb 30-51-4-428
- NCSU: Montgomery 7-10-1-152

RECEIVING

- IOWA: Cook 8-122, Harberts 6-101, Bass 4-67
- NCSU: Peebles 2-91

1991 Rose Bowl

Washington -- 46, Iowa -- 34
Jan. 1, 1991, Rose Bowl, Pasadena, Calif.

Iowa	0	7	7	20	34
Washington	10	23	6	7	46

GAME RECAP

Iowa charged back from a 33-7 halftime deficit to pull within 13 (39-26) with 5:07 left, but Washington held on to defeat the Hawkeyes 46-34.

Nick Bell gained 64 yards to go over 1,000 for the season (1,009) and Tony Stewart became Iowa's all-time leading rusher (2,562).

The receiving corps was a bright spot for Iowa, combining for 315 yards on 17 catches. Mike Saunders led Iowa's receivers with five catches for 99 yards and Bell totaled 85 yards on three receptions.

Bell and QB Matt Rodgers both rushed for two touchdowns.

SCORING SUMMARY

- UW -- Hanson 23-yard field goal
- UW -- Hall 27-yard return of blocked punt (Hanson kick)
- IA -- Bell 15-yard run (Skillett kick)
- UW -- Hanson 38-yard field goal
- UW -- Mincy 37-yard return of interception (run failed)
- UW -- Brunell 5-yard run (Hanson kick)
- UW -- Bailey 22-yard pass from Brunell (Hanson kick)
- IA -- Rodgers 7-yard run (Skillett kick)
- UW -- Brunell 20-yard run (run failed)
- IA -- Rodgers 9-yard run (run failed)
- IA -- Bell 20-yard run (run failed)
- UW -- Bailey 31-yard pass from Brunell (Hanson kick)
- IA -- Saunders 12-yard pass from Rodgers (Velicer pass from Rodgers)

Attendance: 101,273

WASH	TEAM STATISTICS	IOWA
19	First Downs	19
40-222	Rushes-yards	39-139
163	Passing yards	315
14-25-2	Passes	17-37-4
65-385	Total Offense	76-454
4-42	Punts-average	6-33
3-1	Fumbles-lost	4-1
5-45	Penalties-yards	8-55
30:30	Possession time	29:30

INDIVIDUAL LEADERS

RUSHING

- IOWA: Bell 11-64, Montgomery 4-26, Stewart 7-21
- UW: Lewis 19-128, Bryant 3-47, Brunell 10-28

PASSING

- IOWA: Rodgers 15-34-3-196, Hughes 1-1-0-66, Tittle 1-1-0-53
- UW: Brunell 14-22-1-163

RECEIVING

- IOWA: Saunders 5-99, Bell 3-85, Filloon 1-53
- UW: Bailey 2-53, Turner 3-36, Pierce 4-32

1991 Holiday Bowl

Iowa -- 13, Brigham Young -- 13
 Dec. 30, 1991, Jack Murphy Stadium, San Diego, Calif.

Iowa	6	7	0	0	13
BYU	0	6	0	7	13

GAME RECAP

Iowa's attempt to become the winningest team in Hawkeye history came up just short at the hands of Ty Detmer and Brigham Young.

The 1990 Heisman Trophy winner passed for 350 yards in rallying the Cougars back from a 13-0 halftime deficit. Iowa built its lead on two touchdown runs by Mike Saunders. Saunders joined Iowa's exclusive 1,000-yard in a season club. He had 103 yards on 19 carries in the Holiday Bowl to give him 1,022 for the season and 1,476 career rushing yards.

Iowa QB Matt Rodgers completed 19 of 28 passes for 221 yards. Jon Filloon caught a career-high seven passes for 107 yards in his final game as a Hawkeye. All-American defensive end Leroy Smith was injured in the first half and never returned to the Iowa lineup.

BYU had a chance to win the game with under 30 seconds to play. The Cougars had a first down on the Iowa 18-yard line with the score tied. However, Detmer's final pass was intercepted by Carlos James at the goal line.

Teddy Jo Faley led Iowa's defenders with 14 tackles, including 13 solo stops.

The Hawkeyes finished the season ranked 10th in both the AP and CNN/USA Today polls with a 10-1-1 record.

SCORING SUMMARY

- IA -- Saunders 13-yard run (kick failed)
- IA -- Saunders 5-yard run (Skillett kick)
- BYU -- Tuipulotu 9-yard pass from Detmer (kick failed)
- BYU -- Anderson 29-yard pass from Detmer (Kauffman kick)

Attendance: 60,646

BYU	TEAM STATISTICS	IOWA
26	First Downs	20
33-80	Rushes-yards	33-125
350	Passing yards	221
29-44-1	Passes	19-28-1
2-88	Punts-average	4-139
0-0	Fumbles-lost	0-0
7-60	Penalties-yards	7-61
32:23	Possession time	27:37

INDIVIDUAL LEADERS

RUSHING

IOWA: Saunders 19-103, Montgomery 7-35
 BYU: Willis 13-61, Tuipulotu 12-44

PASSING

IOWA: Rodgers 19-28-1-221
 BYU: Detmer 29-44-1-350

RECEIVING

IOWA: Filloon 7-107, Hughes 5-48, Cross 3-31
 BYU: Tuipulotu 8-85, Rex 6-71, Drage 5-62, Nowatzke 3-60

TACKLES

IOWA: Faley 14, Polly 8, Blue 6, Clark 6, Derby 6
 BYU: Hansen 9, Mitchell 9, Arnold 8, Biegel 6

1993 Alamo Bowl

California -- 37, Iowa -- 3
 Dec. 31, 1993, Alamodome, San Antonio, Texas

Iowa	0	0	3	0	3
California	6	17	7	7	37

GAME RECAP

California exploded for 17 points in the second quarter and defeated Iowa 37-3 in the inaugural Alamo Bowl.

The Golden Bears built a 9-0 lead on three field goals by Doug Brien, then expanded their advantage to 16-0 on a six-yard touchdown pass from Dave Barr to Mike Caldwell.

Iowa's deficit increased when Jerrott Willard picked off a Paul Burmeister pass and ran it 61 yards for a score just before halftime. Iowa's only points in the second half came on a 42-yard field goal by Brion Hurley in the third quarter.

Iowa finished the season with a 6-6 record. A bright spot was punter Nick Gallery, who averaged 43 yards on eight punts. Harold Jasper had four pass receptions for 55 yards to lead Iowa's receivers. Larry Blue received the Alamo Bowl Sportsmanship Award.

The game marked Coach Hayden Fry's first return to his home state for a game since he took the Iowa job 15 years earlier.

SCORING SUMMARY

- Cal -- Brien 37-yard field goal
- Cal -- Brien 20-yard field goal
- Cal -- Brien 30-yard field goal
- Cal -- Caldwell 6-yard pass from Barr (Brien kick)
- Cal -- Willard 61-yard interception return (Brien kick)
- IA -- Hurley 42-yard field goal
- Cal -- Uwaezuoke 34-yard pass from Barr (Brien kick)
- Cal -- Remington 12-yard pass from Barr (Brien kick)

Attendance: 45,716

CAL	TEAM STATISTICS	IOWA
28	First Downs	5
55-179	Rushes-yards	21-20
266	Passing yards	70
445	Total offense	90
21-28-0	Passes	6-17-1
2-42	Punts-average	8-43
3-1	Fumbles-lost	1-0
5-35	Penalties-yards	10-74
43:14	Possession time	16:46

INDIVIDUAL LEADERS

RUSHING

IOWA: Kahl 5-27, King 5-19, Shaw 4-14
 CAL: Chapman 24-89, Edwards 6-42, Rutherford 10-40

PASSING

IOWA: Burmeister 6-17-1-37
 CAL: Barr 21-28-0-266

RECEIVING

IOWA: Jasper 4-55, Dean 2-15
 CAL: Caldwell 5-80, Uwaezuoke 2-55, Chapman 5-50

TACKLES

IOWA: Dailey 16, Sether 10, Hilliard 9
 CAL: Willard 6, Spears 5

1995 Sun Bowl

Iowa -- 38, Washington -- 18
Dec. 29, 1995, Sun Bowl Stadium, El Paso, Texas

Iowa	10	11	10	7	38
Washington	0	0	6	12	18

GAME RECAP

Iowa jumped out to the early lead and didn't look back, defeating Pac-10 co-champion Washington, 38-18, in the 62nd annual Sun Bowl.

Sedrick Shaw started the Iowa scoring by taking a handoff and running 58 yards for a touchdown only 1:52 into the game.

Kickers Brion Hurley and Zach Bromert each added a pair of field goals. A snap over the punter's head led to a safety and a 21-0 halftime lead for the Hawkeyes. Hurley kicked his third field goal of the day from 50 yards out as Iowa's lead climbed to 24 in the third quarter.

Washington got on the board for the first time at the 8:37 mark of the third quarter when Shane Fortney hit Jerome Pathon on a 30-yard touchdown pass.

Iowa fullback Michael Burger scored on runs of eight- and one-yard to increase the score to 38-6 before Washington added two late scores.

The Iowa defense recorded four sacks while forcing three fumbles.

Hawkeye running backs Shaw (135) and Tavian Banks (122) each rushed for over 100 yards. The win moved Iowa's final record to 8-4.

SCORING SUMMARY

- IA -- Shaw 58-yard run (Bromert kick)
- IA -- Hurley 49-yard field goal
- IA -- Safety, punt snap out of endzone
- IA -- Bromert 33-yard field goal
- IA -- Hurley 47-yard field goal
- IA -- Hurley 50-yard field goal
- W -- Pathon, 30-yard pass from Fortney (pass failed)
- IA -- Burger 8-yard run (Bromert kick)
- IA -- Burger 1-yard run (Bromert kick)
- W -- Coleman 3-yard pass from Huard (pass failed)
- W -- Conwell 20-yard pass from Huard (run failed)

Attendance: 49,116

IOWA	TEAM STATISTICS	UW
18	First Downs	14
50-286	Rushes-yards	29-96
135	Passing yards	250
421	Total offense	346
26-11-2	Passes	37-19-0
5-39.4	Punts-average	7-27.1
1-0	Fumbles-lost	3-3
12-106	Penalties-yards	8-58
35:32	Possession time	24:28

INDIVIDUAL LEADERS

RUSHING

IOWA: Shaw 21-135, Banks 13-122, Burger 7-39
UW: Neal 9-65, Shehee 8-38

PASSING

IOWA: Sherman 24-11-1-135
UW: Huard 26-14-0-194, Fortney 11-5-0-56

RECEIVING

IOWA: Slutzker 4-66, Dwight 3-40
UW: Conwell 4-71, Pathon 4-62, Coleman 3-33

TACKLES

IOWA: Rollins 8, Diaco 6, Jackson 6
UW: Aleaga 14, Devers 9, Jensen 9, Malloe 9, Davis 9

1996 Alamo Bowl

Iowa -- 27, Texas Tech -- 0
Dec. 29, 1996, Alamodome, San Antonio, Texas

Iowa	6	11	0	10	27
Texas Tech	0	0	0	0	0

GAME RECAP

In its first trip back to San Antonio since losing to California 37-3 in the inaugural 1993 Alamo Bowl, Iowa's defense put on a clinic in stopping the run - one runner in particular.

Iowa's group of run-stoppers, headed by sophomore linebackers Matt Hughes and Vernon Rollins, held Doak Walker Award winner and 2,000-yard rusher Byron Hanspard to 64 yards rushing on 18 attempts. In the process the Hawkeyes shut down Texas Tech for a dominating 27-0 win.

Hanspard's longest run of the evening was 17 yards, as Iowa controlled the line of scrimmage and limited the Red Raiders to 60 yards total rushing.

The victory was Iowa's second shutout of the season (the Hawkeyes also blanked Wisconsin 31-0). And while Hanspard was held in check throughout, Iowa senior Sedrick Shaw was unstoppable as he rushed for 113 yards on 20 carries and one touchdown. Shaw's second touchdown run was impressive, as he broke three tackles enroute to the end zone.

Matt Sherman led a consistent Iowa offense with 126 yards passing - 105 to wide receiver Tim Dwight. The Hawkeye ground attack churned for 217 yards. Hughes finished with eight tackles, while Rollins added five.

Sophomore Jared DeVries finished with two sacks and five tackles, three for a loss. Shaw and DeVries were named offensive and defensive MVP's, respectively.

SCORING SUMMARY

- IA -- Sherman 1-yard run (Bromert rush failed)
- IA -- Shaw 20-yard run (Knipper pass reception)
- IA -- Bromert 36-yard field goal
- IA -- Bromert 26-yard field goal
- IA -- Filer 14-yard run (Bromert kick)

Attendance: 55,677

IOWA	TEAM STATISTICS	TTU
23	First Downs	13
52-217	Rushes-yards	31-61
139	Passing yards	145
356	Total offense	206
10-17	Passes	14-32
0-0	Fumbles-lost	0-0
8-78	Penalties-yards	7-68
34:56	Possession time	25:04

INDIVIDUAL LEADERS

RUSHING

IOWA: Shaw 20-113, Filer 4-41, Banks 13-30, Granquist 4-25
TTU: Hanspard 18-64, Lethridge 12- (-4)

RECEIVING

IOWA: Dwight 6-105, Knipper 1-17, Willock 1-13
TTU: Hart 4-46, McKenzie 3-38, DuBuc 3-20

PASSING

IOWA: Sherman 9-16-126, Driscoll 1-1-13
TTU: 13-28-1-139. Cavazos 1-4-6

TACKLES

IOWA: Hughes 8, DeVries 5, Rollins 5, Ennis-Inge 5
TTU: Brown 7, Reagor 6, Jones 5, Johnson 5

1997 Sun Bowl

 Arizona State -- 17, Iowa -- 7
 Dec. 31, 1997, Sun Bowl Stadium, El Paso, Texas

Arizona State	0	10	7	0	17
Iowa	0	0	0	7	7

GAME RECAP

An incredible defensive effort by Arizona State, it picked apart Iowa's ninth-ranked offense and earned the Sun Devils a 17-7 win in the Norwest Sun Bowl.

The Sun Devil offense overshadowed Iowa, as ASU rushed for 268 yards and compiled 377 yards total offense. RB Tavian Banks sparked the offense unit on Iowa's second possession, breaking loose for a 26-yard run to the ASU 30. Unfortunately, for Iowa, ASU held the nation's fourth-best rusher to only 52 yards in the game.

In the second quarter ASU set a seven-play, 55-yard scoring drive into motion, and never looked back. The Sun Devils recovered an Iowa fumble late in the first half and added a field goal for a 10-0 halftime advantage.

Iowa was able to score on a six-play, 87-yard scoring drive, under the direction of quarterback Randy Reiners, late in the fourth quarter.

Linebackers Raj Clark and Matt Hughes led the Iowa defense, each recording 12 tackles, while CB Ed Gibson added 11. Jared DeVries contributed nine tackles, two tackles for loss and one sack.

Iowa punter Jason Baker was named Sun Bowl Special Teams MVP after averaging 48.9 yards per punt, including a Sun Bowl-record 76-yarder.

SCORING SUMMARY

ASU -- Jackson 35-yard pass from Campbell (Nycz kick)
 ASU -- Nycz 20-yard field goal
 ASU -- Martin 1-yard run (Nycz kick)
 IA -- Carter 26-yard pass from Reiners (Bromert kick)

Attendance: 49,104

IOWA	TEAM STATISTICS	ASU
10	First Downs	18
30-19	Rushes-Yards	61-268
190	Passing Yards	109
209	Total Yards	377
12-27-0	Passes	5-11-0
8-48.9	Punts-Average	9-36.1
0-0	Fumbles-Lost	0-0
7-44	Penalties-Yards	11-90
24:31	Possession Time	35:29

INDIVIDUAL LEADERS
RUSHING

IOWA: Banks 14-52, Thein 3-5, Burger 1-1
 ASU: Martin 27-169, Redmond 13-50

PASSING

IOWA: Sherman 8-22-0-120, Reiners 4-5-0-70
 ASU: Campbell 5-11-0-109

RECEIVING

IOWA: Gibson 3-79, Dwight 3-51, Banks 2-12
 ASU: Jackson 2-44, Mitchell 1-41

TACKLES

IOWA: Clark 12, Hughes 12, Gibson 11, Cooks 10, LaFleur 10
 ASU: Jackson 7, Staat 6

2001 Alamo Bowl

 Iowa -- 19, Texas Tech -- 16
 December 29, 2001, Alamodome, San Antonio, Texas

Texas Tech	0	3	7	6	16
Iowa	3	7	3	6	19

GAME RECAP

Nate Kaeding kicked a 47-yard field goal with 44 seconds to play in the game and defensive back Bob Sanders intercepted a Texas Tech pass in the endzone on the final play as Iowa defeated the Red Raiders 19-16 in the 2001 Alamo Bowl. The Hawkeyes ended the season with a 7-5 overall record with the bowl victory. The crowd of 65,232 marked the second largest crowd in Alamo Bowl history.

The Hawkeye drove 53 yards in eight plays for the final score of the game, which was the fourth field goal of the day for Kaeding. Texas Tech had tied the score at 16-16 with 2:05 remaining before Iowa's game winning drive. Iowa QB Kyle McCann accounted for most of the yardage in the final scoring drive. He completed three straight passes for 41 total yards and then scrambled for 16 yards to the Tech 26-yardline to set up Kaeding's game winning kick.

Kaeding tied an Iowa record with the four field goals, which came from 36, 31, 46 and 47 yards. Iowa took an early 10-0 lead in the first half, using a ball control offense to keep the Red Raider passing attack on the sidelines. Tech got on the scoreboard on the final play of the half on a 50-yard field goal and tied the score at 10-10 on its first possession of the third quarter.

An interception by Iowa's Derrick Pickens led to an Iowa field goal for a 13-10 advantage and good field position led to Kaeding's 46-yard effort that put Iowa in front 16-10. Pickens was named the Outstanding Defensive Player of the Game, while RB Aaron Greving earned that award for offense. Filling in for the injured Ladell Betts, Greving rushed 25 times for 115 yards, including a one-yard scoring run for Iowa's only touchdown. McCann completed 19-26 passes for 161 yards, with no interceptions.

Along with the interception on the final play of the game, Sanders led the Iowa defense with 11 tackles. Grant Steen added eight stops and Benny Sapp had seven tackles and an interception. Iowa's defense held Texas Tech to just 80 net rushing yards.

SCORING SUMMARY

IA -- Kaeding 36-yard field goal
 IA -- Greving 1-yard run (Kaeding kick)
 TTU -- Greathouse 50-yard field goal
 TTU -- Walker 20-yard pass from Kingsbury (Treece kick)
 IA -- Kaeding 31-yard field goal
 IA -- Kaeding 46-yard field goal
 TTU -- Treece 23-yard field goal
 TTU -- Treece 37-yard field goal
 IA -- Kaeding 47-yard field goal

Attendance: 65,232

TTU	TEAM STATISTICS	IOWA
20	First Downs	20
20-80	Rushes-Yards	44-178
309	Passing Yards	161
49-29-3	Passes (A-C-I)	26-19-0
389	Total Offense	339
5-37.2	Punts-Average	5-36.0
0-0	Fumbles-Lost	1-0
5-35	Penalties-Yards	5-26
24:57	Possession Time	35:03

INDIVIDUAL LEADERS
RUSHING

TTU: Kingsbury 9-42, Williams 9-30
 IOWA: Greving 25-115, Allen 7-36, McCann 7-26

PASSING

TTU: Kingsbury 29-49-309
 IOWA: McCann 19-26-161

RECEIVING

TTU: Peters 8-60, Glover 6-77, Welker 6-62, Francis 5-90
 IOWA: Hill 6-49, Clark 4-30, Dodge 4-26, Allen 3-38

TACKLES

TTU: Sailor 12, Hawkins 9
 IOWA: Sanders 10, Steen 8, Meyer 7, Sapp 7

2003 Orange Bowl

Southern California -- 38, Iowa -- 17
January 2, 2003, Orange Bowl, Pro Player Stadium, Miami, Fla.

Iowa	10	0	0	7	17
Southern Cal	7	3	14	14	38

GAME RECAP

Southern Cal's big second half lifted the Trojans past Iowa, 38-17 in the 2003 FedEx Orange Bowl. Iowa, which saw its nine-game winning streak come to an end, completed the season with an 11-2 overall record and an eighth place ranking in the final polls.

Hawkeye C. J. Jones opened the game by returning the kickoff an Orange Bowl record 100 yards, giving Iowa an early 7-0 lead. The Trojans quickly answered with a four-play, 79-yard drive that ended with a Justin Fargas four-yard run.

Iowa and USC each added 35-yard field goals before the half. Iowa had an opportunity to take the lead, but a seven-play, 41-yard drive stalled on the USC one-yard line as the half ended and USC blocked an Iowa field goal attempt on the final play.

USC controlled the second half by scoring touchdowns on its first three possessions. USC's defense stifled the Hawkeyes. Heisman Trophy winning QB Carson Palmer led USC by completing 21 of 31 passes for 303 yards and one touchdown. He was named the Orange Bowl MVP. Fargas became only the second Hawkeye opponent to eclipse 100 rushing yards as he gained 122 in 20 attempts. His rushing numbers included a 50-yard scoring scamper that marked the longest run against the Iowa defense all season.

QB Brad Banks completed 15-36 passes for 204 yards and one touchdown. Banks threw 103 consecutive passes without an interception before USC's Jason Leach picked one off in the fourth quarter. Banks also rushed eight times for 36 yards. His 423 rushing yards is an Iowa record for quarterbacks in a season.

WR Maurice Brown and TE Dallas Clark led the Iowa receivers. Brown had six receptions for 63 yards and a touchdown, while Clark tallied four receptions for 97 yards. Brown's 18-yard touchdown reception in the fourth quarter broke the school record for TD receptions in a season. Jones ran back four kickoffs for 169 yards, which is an Orange Bowl record and an Iowa bowl game record for return yards.

Defensive backs Bob Sanders and Derek Pagel led Iowa's defensive unit recording 13 and 10 tackles, respectively. The Iowa defense sacked Palmer four times, which included DE Matt Roth's team-leading 11th sack in the second quarter.

SCORING SUMMARY

- IA -- Jones 100-yard kickoff return (Kaeding kick)
- USC -- Fargas 4-yard run (Killeen kick)
- IA -- Kaeding 35-yard field goal
- USC -- Killeen 35-yard field goal
- USC -- Williams 18-yard pass from Palmer (Killeen kick)
- USC -- Fargas 50-yard run (Killeen kick)
- USC -- McCullough 5-yard run (Killeen kick)
- USC -- Byrd 6-yard run (Killeen kick)
- IA -- Brown 18-yard pass from Banks (Kaeding kick)

Attendance: 75,971

USC	TEAM STATISTICS	IOWA
30	First Downs	18
49-247	Rushes-Yards	22-119
303	Passing Yards	204
21-31-0	Passes (C-A-I)	15-36-1
550	Total Offense	323
2-37.5	Punts-Average	5-42.6
2-0	Fumbles-Lost	2-1
6-45	Penalties-Yards	13-85
38:06	Possession Time	21:54

INDIVIDUAL LEADERS

RUSHING

IOWA: Russell 9-45, Banks 8-36
USC: Fargas 20-122, McCullough 12-76

PASSING

IOWA: Banks 15-36-204
USC: Palmer 21-31-303

RECEIVING

IOWA: Clark 4-97, Brown 6-6
USC: Williams 6-99, Colbert 6-81

TACKLES

IOWA: Sanders 13, Pagel 10, Worthy 7, Cole 7
USC: Pollard 6, Grootegoed 6, Allmond 5

2004 Outback Bowl

Iowa -- 37, Florida -- 17
January 1, 2004, Raymond James Stadium, Tampa, Fla.

Iowa	7	13	14	3	37
Florida	7	0	3	7	17

GAME RECAP

After falling behind 7-0 in the first quarter, Iowa scored 27 unanswered points en route to a 37-17 triumph over No. 17 Florida in the 2004 Outback Bowl. The victory was Iowa's first over the Gators and its first January bowl win since the 1959 Rose Bowl. After allowing an early Florida touchdown, Iowa scored on three of its next four possessions to end the half.

WR Maurice Brown caught a three-yard touchdown pass from QB Nathan Chandler to even the game at 7-7 late in the first quarter. PK Nate Kaeding converted a 47-yard field goal to give Iowa the lead, and the Hawkeyes followed with a Chandler five-yard scoring run. A 32-yard Kaeding field goal gave Iowa a 20-7 halftime lead.

Iowa maintained momentum in the second half after holding Florida to a three-and-out on its first possession. Matt Melloy blocked the Florida punt and also recovered it in the end zone for a touchdown. It marked the first time in Iowa bowl history that a Hawkeye player both blocked and recovered a punt for a touchdown.

The Gators added a field goal on their next possession, but two possessions later Iowa RB Fred Russell, who was named Outback Bowl MVP, scampered 34 yards for a touchdown to give Iowa a commanding 34-10 advantage. Kaeding added a 38-yard field goal to end Iowa's scoring.

Russell finished with 204 all-purpose yards. He carried the ball 21 times for 150 yards and one touchdown and returned three kickoffs for 54 yards. Chandler completed 13-25 passes for 170 yards, one passing touchdown, one rushing score and no interceptions. Brown caught six passes for 96 yards and one score.

Defensively, Iowa held the Gators to an Outback Bowl record-low 57 rushing yards, marking the eighth time in 2003 that the Hawkeyes held their opponents to 75 yards or less on the ground. DB Sean Considine collected a game-high nine tackles (three solo, six assists). LB Abdul Hodge registered eight stops (three solo, five assists). DT Tyler Luebke, DE Matt Roth and DE Howard Hodges each recorded one sack.

SCORING SUMMARY

- UF -- Kight 70-yard pass from Leak (Leach kick)
- IA -- Brown 3-yard pass from Chandler (Kaeding kick)
- IA -- Kaeding 47-yard field goal
- IA -- Chandler 5-yard run (Kaeding kick)
- IA -- Kaeding 32-yard field goal
- IA -- Melloy 0-yard blocked punt return (Kaeding kick)
- UF -- Leach 48-yard field goal
- IA -- Russell 34-yard run (Kaeding kick)
- IA -- Kaeding 38-yard field goal
- UF -- Baker 25-yard pass from Leak (Leach kick)

Attendance: 65,372

IOWA	TEAM STATISTICS	UF
22	First Downs	16
49-328	Rushes-Yards	28-57
170	Passing Yards	268
408	Total Offense	325
13-26-0	Passes	22-41-1
7-42.6	Punts-Average	10-40.1
1-0	Fumbles-Lost	1-0
3-15	Penalties-Yards	4-43
34:10	Possession Time	25:50

INDIVIDUAL LEADERS

RUSHING

IOWA: Russell 21-150, Lewis 12-45
UF: Carthon 10-44, Fason 4-23

PASSING

IOWA: Chandler 13-25-170
UF: Leak 22-41-268

RECEIVING

IOWA: Brown 6-96, Hinkel 3-44
UF: Perez 7-70, Small 3-37

TACKLES

IOWA: Considine 9, Hodge 8
UF: Crowder 8, Thomas 7, Bailey 7

2005 Capital One Bowl

 Iowa -- 30, Louisiana State -- 25
 January 1, 2005, Florida Citrus Bowl, Orlando, Fla.

LSU	0	12	0	13	25
Iowa	7	7	3	13	30

GAME RECAP

Fifth-year senior Warren Holloway caught an improbable 56-yard game-winning touchdown pass from QB Drew Tate as time expired to lift Iowa to a thrilling 30-25 triumph over 11th-ranked LSU in the 2005 Capital One Bowl. The 56-yard bomb on the final play was arguably the best finish in bowl history. The reception was Holloway's first career touchdown.

Iowa grabbed an early 7-0 lead when Tate connected with WR Clinton Solomon on a 57-yard score on its first possession. The 57-yarder tied Iowa's longest touchdown reception in a bowl game (Dave Moritz from Chuck Long in the 1982 Peach Bowl). LSU cut the Hawkeye lead to 7-6 on a pair of field goals midway through the second quarter. Iowa extended its lead to 14-6 when Miguel Merrick blocked a punt and Sean Considine returned the ball seven yards for a touchdown. The Tigers answered on their next possession with a 74-yard touchdown run, but failed to convert the extra point.

PK Kyle Schlicher scored the only points of the third quarter on a 19-yard field goal to stretch Iowa's lead to 17-12. RB Marques Simmons scored on a four-yard run with 12:48 remaining to give the Hawkeyes a 24-12 advantage. LSU rallied with a pair of touchdown passes to WR Skyler Green (22 and three yards) as the Tigers took their first lead of the game, 25-24, with 46 seconds left.

Tate drove Iowa to the 44-yard line before throwing the pass to Holloway as the final seconds clicked off the clock. The victory gave Iowa its 10th win of the year, marking the third straight season the Hawkeyes have collected 10 wins or more.

Tate was named the Capital One Bowl MVP, while DL Jonathan Babineaux was recognized as Iowa's Defensive MVP. Tate completed 20-32 passes for 287 yards and two touchdowns. The scoring passes of 56 and 57 yards marked the first time an Iowa quarterback has tossed two touchdowns over 50 yards in a bowl game.

WR Ed Hinkel caught a career and game-high 10 passes for 93 yards, one reception shy of an Iowa bowl record. Solomon caught four passes for 81 yards and one score, while Holloway caught four passes for 72 yards and one touchdown.

Defensively, Iowa recorded 10 tackles for loss, including five sacks. LB Abdul Hodge racked up a game-high 15 tackles (10 solo), including 2.5 sacks. LB Chad Greenway tallied nine tackles (seven solo), including one for loss. Babineaux registered seven tackles (five solo), including 4.5 for loss and 2.5 sacks. Additionally, the Hawkeyes' special teams blocked two punts, including returning one for a touchdown.

Iowa finished the season ranked eighth for the third consecutive year. The Hawkeyes finished in the top 10 three straight seasons for only the second time ever (1956-58).

SCORING SUMMARY

- IA -- Solomon 57-yard pass from Tate (Schlicher kick)
- LSU -- Jackson 29-yard field goal
- LSU -- Jackson 47-yard field goal
- IA -- Considine 7-yard blocked punt return (Schlicher kick)
- LSU -- Broussard 74-yard run (Jackson kick failed)
- IA -- Schlicher 19-yard field goal
- IA -- Simmons 4-yard run (Schlicher kick)
- LSU -- Green 22-yard pass from Russel (Jackson kick)
- LSU -- Green 3-yard pass from Russel (Russel pass failed)
- IA -- Holloway 56-yard pass from Tate (no PAT attempted)

Attendance: 70,229

LSU	TEAM STATISTICS	IOWA
19	First Downs	16
36-167	Rushes-Yards	29-47
228	Passing Yards	287
346	Total Offense	334
23-35-1	Passes	20-32-2
6-30.2	Punts-Average	6-49.2
1-0	Fumbles-Lost	1-0
5-42	Penalties-Yards	9-50
34:12	Possession Time	25:48

INDIVIDUAL LEADERS
RUSHING

 IOWA: Simmons 13-35, Mickens 5-14
 LSU: Broussard 13-109, Addai 11-27

PASSING

 IOWA: Tate 20-32-2-287
 LSU: Russell 12-15-0-128, Randall 10-15-1-89

RECEIVING

 IOWA: Hinkel 10-93, Solomon 4-81
 LSU: Bowe 8-122, Green 6-59

TACKLES

 IOWA: Hodge 15, Greenway 9
 LSU: Daniels 7, Turner 7

2006 Outback Bowl

 Florida -- 31, Iowa -- 24
 January 2, 2006, Raymond James Stadium, Tampa, Fla.

Iowa	0	7	0	17	24
Florida	7	17	7	0	31

GAME RECAP

Florida scored the game's first 17 points and held off a late Iowa surge to defeat the Hawkeyes 31-24 in the 2006 Outback Bowl. The Gators blocked and returned an Iowa punt for a score on Iowa's first possession to take a 7-0 advantage. Florida then added a 21-yard field goal and returned an interception 60 yards to take a 17-0 lead with 1:57 left in the first half.

Iowa scored its first points on a 20-yard touchdown pass from QB Drew Tate to WR Clinton Solomon. However, the Gators answered the Hawkeye score with a touchdown with one second left in the period to take a 24-7 halftime advantage.

Florida added a 38-yard touchdown pass for the only score of the third quarter, but Iowa rallied to score 17 fourth-quarter points to make for an exciting finish. WR Ed Hinkel caught touchdown passes of four and 14 yards from Tate, while PK Kyle Schlicher converted a 45-yard field goal to cut the Florida lead to 34-21 with 1:24 left. Iowa's comeback fell short as the Hawkeyes failed to recover an onside kick. On the previous play, Iowa recovered the onside kick, only to be flagged for an offside penalty.

Tate completed 32-55 passes for 346 yards and three scores; the 32 pass completions and 55 attempts established Iowa bowl records. Hinkel caught a team-high nine passes for 87 yards and tied an Iowa bowl record with two touchdown receptions. Damian Sims tied an Iowa bowl record with five kickoff returns for 107 yards.

Florida QB Chris Leak completed 25-40 passes for 278 yards and two TDs. Leak's two touchdown passes went to Outback Bowl MVP, WR Dallas Baker, who caught 10 passes for 147 yards.

LB Abdul Hodge amassed an Outback Bowl and Iowa bowl record 19 tackles (14 solo) to lead the Hawkeye defense. DB Antwan Allen and DB Marcus Paschal each added 10 tackles, while LB Chad Greenway recorded nine stops. Allen became the first Iowa player to start in four January bowl games.

SCORING SUMMARY

- UF -- McCollum 6-yard blocked punt return (Hetland kick)
- UF -- Hetland 21-yard field goal
- UF -- Brown 60-yard interception return (Hetland kick)
- IA -- Solomon 20-yard pass from Tate (Schlicher kick)
- UF -- Baker 24-yard pass from Leak (Hetland kick)
- UF -- Baker 38-yard pass from Leak (Hetland kick)
- IA -- Hinkel 4-yard pass from Tate (Schlicher kick)
- IA -- Hinkel 14-yard pass from Tate (Schlicher kick)
- IA -- Schlicher 45-yard field goal

Attendance: 65,881

IOWA	TEAM STATS	UF
23	First Downs	26
20-64	Rushes-Yards	42-169
346	Passing Yards	278
410	Total Offense	447
32-55-1	Passes	25-40-0
6-30.7	Punts-Average	3-46.3
0-0	Fumbles-Lost	1-1
8-60	Penalties-Yards	5-30
24:35	Possession Time	35:25

INDIVIDUAL LEADERS
RUSHING

 IOWA: Young 13-34, Tate, 3-24
 UF: Moore 13-88, Wynn 8-34

PASSING

 IOWA: Tate 32-55-1-346
 UF: Leak 25-40-0-278

RECEIVING

 IOWA: Solomon 7-96, Chandler 7-89
 UF: Baker 10-147, Jackson 7-76

TACKLES

 IOWA: Hodge 19, Allen 10, Paschal 10
 UF: Webb 10, Brown 7, Herring 7

2006 Alamo Bowl

Texas -- 26, Iowa -- 24
December 30, 2006, Alamodome, San Antonio, Texas

Texas	3	7	10	6	26
Iowa	14	0	7	3	24

GAME RECAP

Texas outscored Iowa 23-10 in the final three periods en route to a 26-24 Alamo Bowl victory over the Hawkeyes in front of a bowl-record 65,875 fans in the Alamodome. Iowa sprinted out of the gates, scoring touchdowns on its first two possessions. RB Albert Young scored on a one-yard run and WR Andy Brodell caught a 63-yard touchdown pass from QB Drew Tate. The 63-yard pass is the longest TD pass in Iowa bowl history.

After a Texas field goal, Iowa looked to stretch its lead to 21-3 on a nine-yard touchdown reception by TE Scott Chandler, but a flag negated the score. Texas intercepted a Tate pass in the end zone on the very next play. The Longhorns took advantage of Iowa's misfortune and turned the turnover in seven points. Iowa took a 14-10 lead into the half.

The Longhorns scored the next 10 points on a 43-yard field goal and a 72-yard touchdown pass to grab a 20-14 advantage midway through the third period. Iowa quickly answered with a four-play, 68-yard drive that culminated with a 23-yard touchdown reception by Brodell.

Texas responded with a touchdown on the following possession to go up 26-21. Iowa added a PK Kyle Schlicher 38-yard field goal late in the fourth quarter to cut the deficit to 26-24. The Longhorns became the first team to win the Alamo Bowl when trailing at the half.

Tate completed 15-25 passes for 274 yards and two touchdowns. Brodell tied an Iowa bowl record with two touchdown receptions and matched a career high with 159 receiving yards on six receptions. Furthermore, the 159 yards is an Alamo Bowl receiving record, besting Michigan's Amani Toomer's 135 yards set in 1995.

Texas QB Colt McCoy was named the Most Outstanding Offensive Player. McCoy completed 26-40 passes for 308 yards and two scores.

Four Hawkeyes recorded seven tackles or more. DB Miguel Merrick had a team-high eight tackles. DB Charles Godfrey and LB Ed Miles each were credited with seven stops.

SCORING SUMMARY

IA -- Young 1-yard run (Schlicher kick)
IA -- Brodell 63-yard pass from Tate (Schlicher kick)
UT -- Bailey 27-yard field goal
UT -- Sweed 20-yard pass from McCoy (Bailey kick)
UT -- Bailey 43-yard field goal
UT -- Charles 72-yard pass from McCoy (Bailey kick)
IA -- Brodell 23-yard pass from Tate (Schlicher kick)
UT -- Young 2-yard run (Bailey kick)
IA -- Schlicher 38-yard field goal

Attendance: 65,875

IOWA	TEAM STATS	UT
17	First Downs	17
34-89	Rushes-Yards	21-70
274	Passing Yards	308
59-363	Total Offense	61-378
15-25-1	Passes	26-40-0
5-42.4	Punts-Average	6-37.8
2-1	Fumbles-Lost	2-1
8-53	Penalties-Yards	6-60
30:56	Possession Time	29:04

INDIVIDUAL LEADERS

RUSHING

IOWA: Young 13-64, Sims, 12-26
UT: Charles 4-26, Shipley 1-14

PASSING

IOWA: Tate 15-25-1-274
UT: McCoy 26-40-0-308

RECEIVING

IOWA: Brodell 6-159, Douglas 3-40
UT: Finley 8-46, Cosby 7-59

TACKLES

IOWA: Merrick 8, Godfrey 7, Milles 7, Gabelmann 7
UT: Miller 11, Griffin 10, Derry 6

2009 Outback Bowl

Iowa -- 31, South Carolina -- 10
January 1, 2009, Raymond James Stadium, Tampa, Fla.

South Carolina	0	0	0	10	10
Iowa	14	7	10	0	31

GAME RECAP

Iowa forced five South Carolina turnovers and scored the game's first 31 points en route to a convincing 31-10 victory at the 2009 Outback Bowl in Raymond James Stadium. This game marked Iowa's third appearance in six years at the Outback Bowl. Iowa finished the season winning six of its last seven games and pushed its all-time bowl record to 12-10-1.

RB Shonn Greene was named the bowl's Most Valuable Player after rushing for 121 yards and three touchdowns on 29 carries. The 29 attempts, three rushing scores and 18 points are new Iowa bowl records. Greene finished his junior campaign with a school single-season record 20 rushing touchdowns and 1,850 rushing yards. Additionally, he rushed for over 100 yards in all 13 games, also an Iowa single-season record.

QB Ricky Stanzi completed 13-19 passes for 147 yards and a touchdown. He completed a six-yard touchdown to WR Trey Stross on Iowa's opening drive. Iowa's tight ends combined for seven receptions and 92 yards - Brandon Myers had four catches for 49 yards, while Tony Moeaki had three for 43 yards.

Iowa led 21-0 at halftime on two Greene one-yard runs and Stross' six-yard touchdown reception. PK Daniel Murray converted an 18-yard field goal and Greene scored his third touchdown from 11 yards out to stretch Iowa's cushion to 31-0. The Gamecocks scored the final 10 points on a 10-yard pass and a 48-yard field goal.

Defensively, Iowa collected three interceptions, which tied an Iowa bowl record, and recovered two fumbles. Four of the five South Carolina miscues came in the first 30 minutes. SS Tyler Sash tied an Outback Bowl and Iowa bowl record with two thefts. He returned the two interceptions 74 total yards, which is an Iowa bowl record. DB Bradley Fletcher recorded the other interception in the end zone and also forced a fumble. LB A. J. Edds recovered both South Carolina fumbles. LB Pat Angerer had six tackles and a sack and LB Jeremiha Hunter was credited with four tackles, including two for loss, and a pass break-up.

Iowa dominated time of possession, controlling the ball for 35:54, compared to only 24:06 for South Carolina.

SCORING SUMMARY

IA -- Stross, 6-yard pass from Stanzi (Murray kick)
IA -- Greene, 1-yard run (Murray kick)
IA -- Greene, 1-yard run (Murray kick)
IA -- Murray, 18-yard field goal
IA -- Greene, 11-yard run (Murray kick)
SC -- Cook, 10-yard pass from Smelley (Succop kick)
SC -- Succop, 48-yard field goal

Attendance: 55,117

SC	TEAM STATISTICS	IOWA
17	First Downs	22
14-43	Rushes-Yards	47-181
270	Passing Yards	147
64-313	Total Offense	66-328
26-50-3	Passes	13-19-2
2-42.5	Punts-Average	2-44.0
2-2	Fumbles-Lost	2-1
10-100	Penalties-Yards	6-50
24:06	Possession Time	35:54

INDIVIDUAL LEADERS

RUSHING

IOWA: Greene 29-121, Hampton 12-54
SC: Garcia 5-25, Maddox 3-17

PASSING

IOWA: Stanzi 13-19-1-147
SC: Garcia 9-18-0-79, Smelley 16-31-1-179

RECEIVING

IOWA: Myers 4-49, Moeaki 3-43
SC: McKinley 6-86, Barnes 5-40

TACKLES

IOWA: Angerer 6, five others with four
SC: Brinkley 11, Norwood 9, Culliver 7

2010 FedEx Orange Bowl

 Iowa -- 24, Georgia Tech -- 14
 Jan. 5, 2010, Land Shark Stadium, Miami, Fla.

Iowa	14	0	3	7	24
Georgia Tech	7	0	7	0	14

GAME RECAP

Iowa turned in another dominating defensive performance in defeating ninth-ranked Georgia Tech, 24-14, in the 2010 FedEx Orange Bowl. The Hawkeyes won their second straight January bowl game and evened their record at 1-1 in BCS games.

The Iowa defense limited Georgia Tech to 155 yards total offense, including just 12 passing yards. The Yellow Jackets entered the game ranked second in the nation in rushing offense. Georgia Tech was held to just 32 net yards on 20 offensive plays in the first half.

Iowa quarterback Ricky Stanzi, after missing the final two games of the regular season due to injury, completed his first eight pass attempts in leading the Hawkeyes to a 14-0 advantage in the first period. Stanzi connected with TE Tony Moeaki for a 54-yard gain to set up the first score of the game, a four-yard completion to WR Marvin McNutt.

Iowa added a second touchdown on its next possession, as Stanzi connected with WR Colin Sandeman on a 21-yard scoring play. Stanzi completed 17-29 passes for 231 yards and the two scores.

Georgia Tech used a pass interception return for its only points of the first half, leaving Iowa with a 14-7 advantage at the break. The Hawkeyes increased the advantage to 17-7 late in the third period on a 33-yard field goal by Daniel Murray.

After Tech narrowed the margin to 17-14 early in the final period, Iowa again turned to its defense. Senior LB A. J. Edds had a pass interception and the Iowa defense forced another Tech punt with 4:54 remaining. Freshman RB Brandon Wegher sealed the win with a 32-yard scoring run with 1:56 left to play.

Wegher ended the game with 113 rushing yards on 16 carries. Moeaki had 85 yards on four receptions, Sandeman had four receptions for a career-best 53 yards and Derrell Johnson-Koulianos had four receptions for 63 yards before leaving the game in the second quarter due to injury.

DE Adrian Clayborn had nine solo tackles and was named the Most Valuable Player. Senior LB Pat Angerer added 10 tackles and Clayborn had two QB sacks.

SCORING SUMMARY

IA -- Marvin McNutt, four-yard pass from Ricky Stanzi (Murray kick)

IA -- Colin Sandeman, 21-yard pass from Stanzi (Murray kick)

GT -- Jerrard Tarrant, 40-yard int. return (Blair kick)

IA -- Daniel Murray, 33-yard field goal

GT -- Anthony Allen, one-yard run (Blair kick)

IA -- Brandon Wegher, 32-yard run (Murray kick)

Attendance: 66,131

IOWA	TEAM STATS	GA TECH
21	First Downs	9
40-172	Rushes-Yards	41-143
231	Passing Yards	12
17-29-1	Passes	2-9-1
69-403	Total Offense	50-155
4-36.0	Punts-Avg	7-49.1
2-1	Fumbles-Lost	0-0
4-25	Penalties-Yards	9-68
32:23	Possession Time	27:37

INDIVIDUAL LEADERS
RUSHING

IOWA: Wegher 16-113-1 TD; Robinson 14-59

GA TECH: Dwyer 14-49; Nesbitt 20-46

PASSING

IOWA: Stanzi 17-29-1-2TDs

GA TECH: Nesbitt 2-9-1

RECEIVING

IOWA: Moeaki 4-85; Johnson-Koulianos 4-63; Sandeman 4-53-1

GA TECH: Dwyer 2-12

TACKLES

IOWA: Angerer 10; Clayborn 9

GA TECH: Burnett 8; Tarrant 6

2010 Insight Bowl

 Iowa 27, Missouri 24
 Dec. 28, 2010, Sun Devil Stadium, Tempe, Ariz.

Missouri	3	7	14	0	24
Iowa	7	10	3	7	27

GAME RECAP

Iowa used record setting performances on both offense and defense to earn a 27-24 win over 12th-ranked Missouri in the 2010 Insight Bowl. The win was the third straight bowl victory for the Hawkeyes and the fourth of the season (in eight games) against a nationally-ranked opponent.

Freshman RB Marcus Coker was the key player for the Iowa offense, rushing 33 times for 219 yards and two touchdowns. Both the rushing attempts and yards established Iowa bowl records.

Sophomore DB Micah Hyde scored the winning points with 5:32 remaining in the game on a 72-yard interception return for a touchdown. That set an Iowa bowl record and ranks as the eighth longest return in school history.

Following Hyde's touchdown, Missouri drove to the Iowa 46 on its next possession, but a pass attempt on fourth-and-six was incomplete and Iowa's offense maintained possession for the final 2:15. Iowa ended the game at the one-yard line as time expired.

Iowa won the toss and elected to start the game on offense. Coker gave the Hawkeyes an early 7-0 advantage with a one-yard scoring run to complete the opening drive. Missouri responded with a field goal on its first drive, but Coker added a 62-yard scoring run early in the second period to give Iowa a 14-3 advantage.

The Hawkeyes added a 34-yard Mike Meyer field goal later in the period before Missouri scored on a 10-yard run to cut Iowa's halftime advantage to 17-10. Brett Greenwood's interception in the end zone ended Missouri's final drive just before halftime.

Iowa's only offensive points of the second half came midway through the third period when Meyer added a 21-yard field goal for a 20-10 advantage, capping a 93-yard scoring drive. The Tigers cut the lead to 20-17 later in the third quarter and took their first advantage at 24-20 with under a minute left in the period.

Hyde's interception return, the fourth for the Hawkeyes in 13 games, was the only scoring in the final quarter.

Stanzi complemented Coker's rushing effort by completing 11-21 passes for 200 yards. Colin Sandeman (4-44) and Reisner (3-50) led Iowa's receivers.

The Iowa defense was led by Greenwood, who collected 11 tackles to go with his second quarter interception. DB Shaun Prater added nine tackles and LB James Morris had seven. DL Karl Klug and DL Christian Ballard each collected a QB sack.

SCORING SUMMARY

IA -- Marcus Coker, one-yard run (Mike Meyer kick)

MIZZOU -- Grant Ressel, 23-yard field goal

IA -- Marcus Coker, 62-yard run (Mike Meyer kick)

IA -- Mike Meyer, 34-yard field goal

MIZZOU -- Henry Josey, 10-yard run (Grant Ressel kick)

IA -- Mike Meyer, 21-yard field goal

MIZZOU -- Blaine Gabbert, seven-yard run (Grant Ressel kick)

MIZZOU -- Michael Egnew, three-yard pass from B. Gabbert (G. Ressel kick)

IA -- Micah Hyde, 72-yard interception return (Mike Meyer kick)

Attendance: 53,453

MIZZOU	TEAM STATS	IOWA
24	Score	27
32	First Downs	19
29-78	Rushes-Yards	37-225
434	Passing Yards	200
41-57-2	Passes	11-21-2
86-512	Total Offense	58-425
4-42.0	Punts-Avg	3-44.7
3-0	Fumbles-Lost	0-0
5-48	Penalties-Yards	3-19
29:49	Possession Time	30:11

INDIVIDUAL LEADERS
RUSHING

IOWA: Coker 33-219; Stanzi 2-9

MIZZOU: Lawrence 6-40; Moore 6-32

PASSING

IOWA: Stanzi 11-21-2-200

MIZZOU: Gabbert 41-57-2-434

RECEIVING

IOWA: Sandeman 4-44; Reisner 3-50

MIZZOU: Moe 15-152; Jackson 9-129

TACKLES

IOWA: Greenwood 11; Prater 9

MIZZOU: Ebner 9; Jackson 7; Rutland 7

2011 Insight Bowl

Oklahoma 31, Iowa 14
Dec. 30, 2011, Sun Devil Stadium, Tempe, Ariz.

Iowa	0	0	0	14	14
Oklahoma	7	7	7	10	31

GAME RECAP

Iowa rallied in the second half, closing to within a touchdown with 6:56 remaining, but 14th-ranked Oklahoma controlled the ball over the second half of the final period in recording a 31-14 win at the 2011 Insight Bowl.

Oklahoma built a 21-0 advantage before Iowa got its offense going in the second half. Iowa used a 16-play drive that consumed 7:50, scoring on a 5-yard pass from QB James Vandenberg to TE C. J. Fiedorowicz on the second play of the final quarter.

After holding Oklahoma to three plays on consecutive possessions, the Iowa offense drove 78 yards in 12 plays, cutting the deficit to 21-14 on a 9-yard pass from Vandenberg to RB Jordan Canzeri. Oklahoma was able to drive to the Iowa 21 before adding a field goal with 2:33 remaining for a 24-14 advantage. After Iowa failed on a fourth down attempt, the Sooners added a final touchdown in the closing minute of play.

Oklahoma took a 7-0 lead in the first period, covering five yards in two plays following a pass interception. Oklahoma's only extended offensive drive of the second quarter covered 66 yards in 13 plays as the Sooners led 14-0 at halftime.

Iowa's defense held the Sooners to just 89 yards total offense in the first half. Oklahoma, which entered the game ranked fourth in the nation in total offense, was held to 275 yards total offense, its lowest output of the season.

Vandenberg completed 23-44 passes for 216 yards and two scores, with one interception. Canzeri led Iowa's ground attack with 58 yards on 22 carries and he added six pass receptions for 28 yards and a touchdown. WR Marvin McNutt, Jr. recorded four receptions for 46 yards. He tied Iowa's single-season reception record with 82 catches in 13 games.

The Iowa defense was led by senior LB Tyler Nielsen with eight tackles, while LB Christian Kirksey added seven. Senior DT Mike Daniels recorded three tackles for loss and two QB sacks among his five tackles and senior DE Broderick Binns recorded Iowa's only pass interception.

SCORING SUMMARY

- OU -- Blake Bell, 4-yard run (Mike Hunnicutt kick)
- OU -- Blake Bell, 4-yard run (Mike Hunnicutt kick)
- OU -- Trent Ratterree, 3-yard pass from Landry Jones (Mike Hunnicutt kick)
- IA -- C. J. Fiedorowicz, 5-yard pass from James Vandenberg (Mike Meyer kick)
- IA -- Jordan Canzeri, 9-yard pass from James Vandenberg (Mike Meyer kick)
- OU -- Mike Hunnicutt, 35-yard field goal
- OU -- Blake Bell, 21-yard run (Mike Hunnicutt kick)

Attendance: 54,247

IOWA	TEAM STATS	OU
14	Score	31
21	First Downs	16
37-76	Rushes-Yards	37-114
216	Passing Yards	161
23-45-2	Passes	16-25-1
82-292	Total Offense	62-275
6-44.3	Punts-Avg.	6-50.3
1-0	Fumbles-Lost	0-0
6-36	Penalties-Yards	6-45
33:14	Possession Time	26:46

INDIVIDUAL LEADERS

RUSHING

IOWA: Canzeri 22-58; White 4-20
OU: Bell 10-51-3 TDs; Clay 9-44

PASSING

IOWA: Vandenberg 23-44-1-216-2 TDs
OU: Jones 16-25-1-161-1 TD

RECEIVING

IOWA: Canzeri 6-28-1 TD; Davis 5-76; McNutt, Jr. 4-46
OU: Jackson 3-45; Stills 3-31

TACKLES

IOWA: Nielsen 8; Kirksey 7
OU: Jefferson 7; Fleming 7

2014 Outback Bowl

LSU 21, Iowa 14

Jan. 1, 2014, Outback Bowl, Raymond James Stadium, Tampa, Fla.

Iowa	0	0	7	7	14
LSU	7	7	0	7	21

GAME RECAP

No. 14 LSU scored 14-first-half points and ultimately held on to defeat Iowa, 21-14, at the 2014 Outback Bowl in Tampa.

The Tigers drove 77 yards on the first possession of the game to grab a 7-0 advantage. It marked the first offensive touchdown allowed in the opening period by Iowa since the season opener against Northern Illinois (Aug. 31).

In the second quarter, LSU capitalized on a Kevonte Martin-Manley fumbled punt at the 39-yard line, scoring seven plays later on a 14-yard rush to take a 14-0 halftime lead.

John Lowdermilk provided a spark in the third quarter, intercepting QB Anthony Jennings and returning his first career theft 71 yards to the 1-yard line. The 71-yard interception return is the 12th-longest in school history. Three plays later RB Mark Weisman scored on a 2-yard rush to cut the deficit to 14-7.

Midway through the fourth quarter, Iowa marched inside the LSU red zone, but a fourth down interception at the LSU 8-yard line thwarted a game-tying scoring drive.

LSU scored its third touchdown on a Jeremy Hill 37-yard rush, his second score of the game, with 1:50 left to play.

Iowa's Jordon Cotton returned the ensuing kickoff a career-long 96 yards to the LSU 4-yard line. The 96-yard kickoff return is the eighth-longest return in school history and longest non-touchdown kickoff return in Iowa annals. Two plays later, QB C.J. Beathard connected with Martin-Manley in the end zone for a 4-yard touchdown for the final score. Iowa was unable to recover the ensuing onside kick.

QB Jake Rudock completed 9-of-22 passes for 102 yards before leaving in the third period due to injury. Beathard completed 4-of-7 passes for 55 yards and a score.

Weisman rushed 18 times for 37 yards, while TE C.J. Fiedorowicz caught a game-high four passes for 46 yards.

Cotton's 42.7 kickoff return average on three attempts broke the Outback Bowl record for kickoff return average.

Iowa's defense did a good job containing Jennings and the LSU offense, collecting seven tackles for loss, including four sacks, and an interception. LB James Morris recorded eight tackles and reached 400 career tackles in his career -- becoming only the sixth Hawkeye to accomplish that feat.

SCORING SUMMARY

- LSU -- Anthony Jennings, 2-yard run (Delahoussaye kick)
- LSU -- Jeremy Hill, 14-yard run (Delahoussaye kick)
- IA -- Mark Weisman, 2-yard run (Meyer kick)
- LSU -- Jeremy Hill, 37-yard run (Delahoussaye kick)
- IA -- Kevonte Martin-Manley, 4-yard pass from C.J. Beathard (Meyer kick)

Attendance: 51,296

IOWA	TEAM STATS	LSU
11	First Downs	15
37-76	Rushes-Yards	51-220
157	Passing Yards	82
13-30-2	Com-Att-Int	7-20-1
67-233	Total Offense	71-302
7-40.3	Punts-Avg.	10-46.9
2-1	Fumbles-Lost	0-0
2-10	Penalties-Yards	6-53
25:06	Possession Time	34:54

INDIVIDUAL LEADERS

RUSHING

IOWA: Weisman 18-37; Canzeri 7-34
LSU: Hill 28-216

PASSING

IOWA: Rudock 9-22-102, 1 INT; Beathard 4-7-55, 1 TD
LSU: Jennings 7-19-82, 1 INT

RECEIVING

IOWA: Fiedorowicz 4-46; Duzey 3-58
LSU: Beckham 2-35; Landry 2-21

TACKLES

IOWA: Kirksey 10; Morris 8
LSU: Loston 6; Welter 6; Mills 6

2015 TaxSlayer Bowl

Tennessee 45, Iowa 28
 Jan. 2, 2015, EverBank Field, Jacksonville, Fla.

Iowa	0	7	0	21	28
Tennessee	21	14	7	3	45

GAME RECAP

Tennessee scored the game's first 28 points en route to a 45-28 win over Iowa at the TaxSlayer Bowl in Jacksonville, Florida.

RB Mark Weisman rushed for two scores, while QB C.J. Beathard threw for two touchdowns to account for Iowa's scoring. Weisman scored on runs of three and one yard in the second and fourth quarters, respectively. The Hawkeye senior finished his career with 32 rushing touchdowns, one shy of the school record held by Sedrick Shaw and Tavian Banks.

Beathard connected with TE Ray Hamilton (31 yards) and WR Matt Vandenberg (18 yards) in the fourth period. Beathard finished the game completing 13-of-23 passes for 145 yards. The two passing touchdowns were a single-game career best.

WR Kevonte Martin-Manley caught three passes for 23 yards. His third reception broke the school record for career catches by a Hawkeye with 174. He finished his career with 1,799 career receiving yards, No. 13 all-time. The bowl game was the 51st career game for the Hawkeye senior; Martin-Manley joins five other players to play in 51 career games during the Kirk Ferentz era.

Jordan Canzeri led the Hawkeye ground attack, rushing 12 times for 120 yards -- his second career 100-yard game. His game totals pushed him over the 1,000 yards rushing, becoming the 45th Iowa player to accomplish the feat.

LB Josey Jewell led all players with a career-best 14 tackles and was named Iowa's TaxSlayer Bowl MVP. Jewell, a redshirt freshman, made his fourth career start. LB Quinton Alson (11) and CB Desmond King (10) also reached double-digits in tackles. CB Maurice Fleming (five) and LB Ben Niemann (four) recorded career bests in tackles.

CB Desmond King recorded his second career interception in the third quarter (37-yard return). Iowa's defense has had at least one interception in six straight bowl games.

SCORING SUMMARY

UT -- Hurd, 3-yard run (Medley kick)
 UT -- Hurd, 29-yard run (Medley kick)
 UT -- Wharton, 49-yard pass from Marlin Lane (Medley kick)
 UT -- Dobbs, 8-yard run (Medley kick)
 IA -- Mark Weisman, 3-yard run (Koehn kick)
 UT -- Person, 19-yard pass from Joshua Dobbs (Medley kick)
 UT -- Dobbs, 11-yard run (Medley kick)
 IA -- Mark Weisman, 1-yard run (Koehn kick)
 UT -- Medley, 28-yard field goal
 IA -- Ray Hamilton, 31-yard pass from C.J. Beathard (Koehn kick)
 IA -- Matt Vandenberg, 18-yard pass from C.J. Beathard (Koehn kick)

Attendance: 56,310

IOWA	TEAM STATS	UT
23	First Downs	27
35-244	Rushes-Yards	51-283
177	Passing Yards	178
15-31-1	Com-Att-Int	17-22-1
66-421	Total Offense	73-461
6-35.8	Punts-Avg.	4-37.2
1-1	Fumbles-Lost	0-0
4-37	Penalties-Yards	4-55
27:52	Possession Time	32:08

INDIVIDUAL LEADERS

RUSHING:

IOWA: Canzeri 12-120; Beathard 8-82
 UT: Hurd 16-122; Dobbs 13-76

PASSING:

IOWA: Beathard 13-23-145, 2 TD, 1 INT; Rudock 2-8-32
 UT: Dobbs 16-21-129, 1 TD, 1 INT

RECEIVING:

IOWA: Hamilton 3-51; Martin-Manley 3-23
 UT: Pearson 7-75

TACKLES:

IOWA: Jewell 14; King 10; Lowdermilk 8
 UT: Reeves-Maybin 13; McNeil 7

2016 Rose Bowl

#6 Stanford 45, #5 Iowa 16
 Jan. 1, 2016, Rose Bowl Stadium, Pasadena, California

Stanford	21	14	3	7	45
Iowa	0	0	3	13	16

GAME RECAP

Stanford raced out to a 38-0 advantage and ultimately defeated Iowa, 45-16, in the 2016 Rose Bowl. The 45 points were the most the nationally-ranked Hawkeyes allowed in 14 games.

The Cardinal scored their first four touchdowns four different ways -- pass, run, interception return, and punt return. Heisman runner-up Christian McCaffrey totaled 368 all-purpose yards, including a 75-yard scoring reception on the first play from scrimmage and a 63-yard punt return in the second period.

Stanford QB Kevin Hogan completed 12-of-21 passes for 223 yards and accounted for four touch-downs (three passing and one rushing).

Iowa was held to 287 yards of total offense, including a season-low 48 yards rushing.

Iowa quarterback C.J. Beathard completed 21-of-33 passes for 239 yards passing and two touch-downs. Beathard threw a pair of fourth-quarter scores, first a 36-yard to WR Matt Vandenberg and then a 31-yard pass to RB Akrum Wadley. Vandenberg finished the contest with a team-high four receptions for 64 yards.

Running backs LeShun Daniels and Akrum Wadley rushed for 37 and 33 yards, respectively.

Junior DB Desmond King had 182 all-purpose yards, returning seven kickoffs for 144 yards and 38 yards on one punt. He also collected five tackles on defense.

SS Miles Taylor and LB Josey Jewell led the team in tackles, each being credited with seven stops. Jewell also collected an interception, his fourth of the season and second in as many games.

Senior center Austin Blythe made his 45th consecutive start and appeared in his 50th career game. He became the 12th player to play 50 or more games under Kirk Ferentz.

SCORING SUMMARY

STAN -- Christian McCaffrey, 75-pass from Kevin Hogan (Ukropina kick)
 STAN -- Kevin Hogan, 8-yard run (Ukropina kick)
 STAN -- Quenton Meeks, 66-yard interception return (Ukropina kick)
 STAN -- Christian McCaffrey, 63-yard punt return (Ukropina kick)
 STAN -- Michael Rector, 31-pass from Kevin Hogan (Ukropina kick)
 STAN -- Conrad Ukropina, 31-yard field goal
 IA -- Marshall Koehn, 39-yard field goal
 IA -- Matt Vandenberg, 36-yard pass from C.J. Beathard (PAT attempt failed)
 IA -- Akrum Wadley, 31-yard pass from C.J. Beathard (Koehn kick)
 STAN -- Michael Rector, 42-yard pass from Kevin Hogan (Ukropina kick)

Attendance: 94,268

STAN	TEAM STATS	IOWA
19	First Downs	18
34-206	Rushes-Yards	38-48
223	Passing Yards	239
12-21-1	Com-Att-Int	21-33-1
55-429	Total Offense	71-287
3-36.3	Punts-Avg.	6-38.3
1-0	Fumbles-Lost	2-1
10-70	Penalties-Yards	7-50
27:09	Possession Time	32:51

INDIVIDUAL LEADERS

RUSHING:

STAN: McCaffrey 18-172; Wright 5-30
 IOWA: Daniels 10-37; Wadley 9-33

PASSING:

STAN: Higan 12-21-223, 3 TD, 1 INT
 IOWA: Beathard 21-33-239, 2 TD, 1 INT

RECEIVING:

STAN: McCaffrey 4-105; Hooper 3-23; Rector 2-73
 IOWA: Vandenberg 4-64; Mitchell 4-41; Wadley 3-60

TACKLES:

STAN: Shittu 10; Martinez 9
 IOWA: Taylor 7; Jewell 7; King 5

2017 Outback Bowl

#17 Florida 30, Iowa 3
Jan. 2, 2017, Raymond James Stadium, Tampa, Florida

Florida	3	7	7	13	30
Iowa	3	0	0	0	3

GAME RECAP

No. 17 Florida scored the game's final 30 points in a 30-3 victory over Iowa at Raymond James Stadium in the 2017 Outback Bowl. It marked the third time in 11 years that Iowa faced Florida in the Outback Bowl.

The Hawkeye defense intercepted the Gators on their first two drives, converting the second interception into three points as a result of a Keith Duncan 36-yard field goal.

Florida evened the score at 3-3 later in the first quarter on an Eddy Pineiro 44-yard field goal.

The Gators scored a touchdown late in the second period to take a 10-3 advantage into halftime. Mark Thompson caught his only pass of the game from QB Austin Appleby and took the reception 85 yards for a touchdown.

Iowa added two touchdowns and a pair of field goals in the second half.

Iowa quarterback C.J. Beathard completed 7-of-23 passes for 55 yards and three interceptions. RB Akrum Wadley totaled 136 all-purpose yards, rushing for a game-high 115 yards on 22 attempts and catching a team-best four balls for 21 yards. It marked the fourth game this season that the Hawkeye tailback led the squad in receiving.

Defensively, Josey Jewell had a game-high 10 tackles, including one sack. The Hawkeye linebacker finished the season with 100-plus tackles for the second straight year (124).

DB Desmond King appeared in his 53rd career game and made his 51st career start, both program records. King recorded an interception on Florida's second possession. It was King's 14th career interception, tying Damien Robinson for fourth all-time.

Iowa's second defensive theft came from FS Brandon Snyder. Both Snyder and King finished the 2016 season with three interceptions apiece.

Appleby finished the contest completing 14-of-35 passes for 222 yards, two touchdowns, and two interceptions. RB Jordan Scarlett rushed for a team-best 94 yards on 14 carries.

SCORING SUMMARY

- IA -- Keith Duncan, 36-yard field goal
- FLA -- Eddy Pineiro, 44-yard field goal
- FLA -- Mark Thompson, 85-yard pass from Austin Appleby (Pineiro kick)
- FLA -- DeAndre Goolsby, 6-yard pass from Austin Appleby (Pineiro kick)
- FLA -- Chauncey Gradner, 58-yard interception return (Pineiro kick)
- FLA -- Eddy Pineiro, 25-yard field goal
- FLA -- Eddy Pineiro, 48-yard field goal

Attendance: 51,119

FLA	TEAM STATS	IOWA
11	First Downs	14
32-109	Rushes-Yards	41-171
222	Passing Yards	55
14-24-2	Com-Att-Int	7-24-3
57-331	Total Offense	65-226
4-45.5	Punts-Avg.	7-39.3
1-0	Fumbles-Lost	1-0
8-60	Penalties-Yards	1-10
28:45	Possession Time	31:15

INDIVIDUAL LEADERS

RUSHING:

FLA: Scarlett 14-94; Perine 7-19
IOWA: Wadley 22-115; Daniels 15-45

PASSING:

FLA: Appleby 14-25-222, 2 TD, 2 INT
IOWA: Beathard 7-23-55, 0 TD, 3 INT

RECEIVING:

FLA: Callaway 7-55; Goolsby 2-27; Thompson 1-85
IOWA: Wadley 4-21; Kittle 1-18; McCarron 1-11

TACKLES:

FLA: Harris 9; McMillian 7; Joseph 6
IOWA: Jewell 10; King 5; Snyder 5

2017 New Era Pinstripe Bowl

Iowa 27, Boston College 20
Dec. 27, 2017, Yankee Stadium, Bronx, New York

Iowa	3	7	7	10	27
Boston College	7	10	0	3	20

GAME RECAP

Iowa forced three turnovers and RB Akrum Wadley amassed a career-high 283 all-purpose yards in a 27-20 Iowa victory in the New Era Pinstripe Bowl at Yankee Stadium. The win snapped Iowa's five-game bowl losing streak.

Wadley, who was named Pinstripe Bowl MVP, totaled an Iowa bowl record 171 yards on five kickoff returns. He also totaled 88 rushing yards and 24 yards receiving.

The game was played in frigid temperatures, 23 degrees at kickoff with wind chills in the lower teens, and is the coldest Pinstripe Bowl on record. The Hawkeyes totaled 200 yards of offense, its lowest total in a bowl game win in program history.

Jake Gervase intercepted his third pass of the season on the third play from scrimmage, which resulted in a Miguel Recinos 24-yard field goal for the game's first score.

Boston College RB A.J. Dillon, who rushed a game-high 32 times for 157 yards, scored his only touchdown on a 4-yard run with five seconds left in the first period.

Iowa answered on its next possession with a TE Noah Fant 8-yard scoring reception from QB Nate Stanley. The TD pass was the 26th for Stanley, tying Brad Banks (2002) for second most in a single season in program annals. The score was set up by Wadley's 72-yard kickoff return, a career best.

The Eagles closed the half scoring 10 straight points -- a 39-yard pass play and a 30-yard field goal -- to take a 17-10 advantage into halftime.

Wadley scored his 35th career touchdown, which tied Sedrick Shaw for second most in program history, on a 5-yard rush midway through the third quarter to even the score.

Both teams traded field goals in the fourth quarter before the Iowa defense collected two turnovers in the final five minutes. With the game tied (20-20), DE Anthony Nelson sacked QB Darius Wade and forced a fumble that DE Parker Hesse recovered in Boston College territory. Three plays later, FB Drake Kulick scored his first career rushing touchdown on a 1-yard plunge into the end zone for the eventual game-winning score.

All-American CB Josh Jackson helped seal the win by collecting his eighth interception of the season, tying a school single-season record, on Boston College's next possession. DB Amani Hooker led Iowa's defense with 12 tackles, including two touchdown-saving stops. He was named to the Associated Press All-Bowl teams for his efforts.

WR Matt VandeBerg played in his 54th career game, more than any other player in school history. VandeBerg ended his career having at least one reception in 32 consecutive games played.

SCORING SUMMARY

- IA -- Miguel Recinos, 24-yard field goal
- BC -- A.J. Dillon, 4-yard run (Lichtenberg kick)
- IA -- Noah Fant, 8-yard pass from Nate Stanley (Recinos kick)
- BC -- Tommy Sweeney, 39-yard pass from Darius Wade (Lichtenberg kick)
- BC -- Colton Lichtenberg kick, 30-yard field goal
- IA -- Akrum Wadley, 5-yard run (Recinos kick)
- IA -- Miguel Recinos, 38-yard field goal
- BC -- Colton Lichtenber, 24-yard field goal
- IA -- Drake Kulick, 1-yard run (Recinos goal)

Attendance: 37,667

IOWA	TEAM STATS	BC
13	First Downs	16
39-101	Rushes-Yards	43-175
99	Passing Yards	208
8-15-0	Com-Att-Int	16-27-2
54-200	Total Offense	70-383
7-32.6	Punts-Avg.	6-35.5
0-0	Fumbles-Lost	1-1
3-20	Penalties-Yards	6-57
27:25	Possession Time	32:35

INDIVIDUAL LEADERS

RUSHING:

IOWA: Wadley 22-88; Butler 10-32
BC: Dillon 32-157; Hilliman 4-16

PASSING:

IOWA: Stanley 8-15-99, 1 TD, 0 INT
BC: Wade 16-27-208, 1 TD, 2 INT

RECEIVING:

IOWA: Wadley 2-24; Fant 2-8; Easley 1-32
BC: Sweeney 7-137; Callinan 3-20; White 2-27

TACKLES:

IOWA: Hooker 12; Jewell 11; Bazata 9; Gervase 8
BC: Harris 9; Jones 9; Smith 8; Allen 7

2019 Outback Bowl

 Iowa 27, #18 Mississippi State 22
 Jan. 1, 2019, Raymond James Stadium, Tampa, Florida

#18 Mississippi State	6	0	13	3	22
Iowa	0	17	7	3	27

GAME RECAP

Iowa posted an impressive 27-22 win over No. 18 Mississippi State at the 2019 Outback Bowl at Raymond James Stadium, its second straight bowl victory. The win was Iowa's first over a nationally-ranked opponent this season and first over a ranked bowl opponent since 2010.

Iowa was able to rally from a 6-0 deficit in the first quarter to upend the Bulldogs, due in large part to scoring 17 points off three turnovers and not committing a penalty. The Hawkeyes won despite totaling minus-15 yards rushing on 20 attempts, a low for an Iowa team in 32 bowl appearances.

WR Nick Easley was voted the game's MVP, catching eight passes for a career-high 104 yards and two touchdowns – the first multi-touchdown game of his career. His totals increased his career numbers to 103 receptions for 1,024 yards.

The Bulldogs got on the board first, kicking a pair of first-quarter field goals. Iowa answered with 17 unanswered points in the second quarter. Miguel Recinos kicked the first (44) of his two field goals, followed by touchdown passes from QB Nate Stanley to Easley (75 yards) and WR Ihmir Smith-Marsette (15 yards). The 75-yard play is an Iowa bowl record for longest completion and longest touchdown reception.

The Bulldogs recaptured the lead early in the third quarter, capitalizing on two Hawkeye turnovers. Mississippi State scored two touchdowns in 18 seconds.

Easley's second TD catch (8 yards) later in the third quarter gave the Hawkeyes a 24-19 advantage, a lead they did not relinquish. Mississippi State and Iowa traded field goals in the fourth quarter.

Iowa's defense stood tall on the Bulldogs' final possession, forcing Mississippi State to turn the ball over on downs at Iowa's 32-yard line.

Stanley completed his first eight pass attempts, finishing the contest with 214 yards passing and three TDs on 21-of-31 attempts. Stanley finished his junior season with 26 TD passes, tying for the second highest single-season total in school history.

TET.J. Hockenson caught three passes for 43 yards. Smith-Marsette matched his career best with four receptions and set an Outback Bowl record with 150 kickoff return yards.

DT Chauncey Golston and FS Jake Gervase collected Iowa's two interceptions, raising its season total to 20, second most in the country. Golston also recovered a fumble in the second quarter, which set the table for Iowa's second score. Golston's interception was the first of his career, while Gervase's theft in the end zone prevented a Mississippi State scoring threat in the fourth quarter.

DB Matt Hankins led all tacklers with nine, while CB Michael Ojemudia matched his career high with eight stops. DE A.J. Epenesa had a forced fumble on a sack, raising his season total a team-best 10.5, the highest single-season total by a Hawkeye since Adrian Clayborn (11.5 sacks in 2009).

SCORING SUMMARY

MSU -- Jace Christmann, 44-yard field goal
 MSU -- Jace Christmann, 42-yard field goal
 IA -- Miguel Recinos, 44-yard field goal
 IA -- Nick Easley, 75-yard pass from Nate Stanley (Recinos kick)
 IA -- Ihmir Smith-Marsette, 15-yard pass from Nate Stanley (Recinos kick)
 MSU -- Kylin Hill, 1-yard pass from Nick Fitzgerald (2-point conversion failed)
 MSU -- Nick Fitzgerald, 33-yard run (Christmann kick)
 IA -- Nick Easley, 8-yard pass from Nate Stanley (Recinos kick)
 MSU -- Jace Christmann, 20-yard field goal
 IA -- Miguel Recinos, 40-yard field goal

Attendance: 40,518

MSU	TEAM STATS	IOWA
15	First Downs	11
42-190	Rushes-Yards	20-(-15)
152	Passing Yards	214
14-32-2	Com-Att-Int	21-31-1
74-342	Total Offense	51-199
5-50.4	Punts-Avg.	7-34.4
1-1	Fumbles-Lost	1-1
8-90	Penalties-Yards	0-0
33:34	Possession Time	26:26

INDIVIDUAL LEADERS
RUSHING:

MSU: Fitzgerald 20-103; Hill 12-43
 IOWA: Young 3-7; Kelly-Martin 5-4

PASSING:

MSU: Fitzgerald 14-32-152, 1 TD, 2 INT
 IOWA: Stanley 21-31-214, 3 TD, 1 INT

RECEIVING:

MSU: Williams 3-19; Hill 3-12; Mitchell 2-42
 IOWA: Easley 8-104; Smith-Marsette 4-29;
 Hockenson 3-43

TACKLES:

MSU: Abram 6; Dantzler 5
 IOWA: Hankins 9; Ojemudia 8

2019 Holiday Bowl

 #16 Iowa 49, #22 USC 24
 Dec. 27, 2019, SDCCS Stadium, San Diego, California

#22 USC	7	10	7	0	24
#16 Iowa	7	21	7	14	49

GAME NOTES

WR Ihmir Smith-Marsette (offense) and DE A.J. Epenesa (defense) were named Most Valuable Players of the 2019 Holiday Bowl.

Iowa's 49 points scored are the second most scored in a bowl game in school history (55 vs. Texas in 1984 Freedom Bowl).

Iowa won its third straight bowl game, tying its longest such streak in program history (2009 Outback, 2010 Orange, 2010 Insight).

Kirk Ferentz is 9-8 all-time in bowl games. The bowl win was the ninth for Iowa head coach Kirk Ferentz, tying him for second place in Big Ten Conference history (Barry Alvarez). Joe Paterno of Penn State has 10.

Iowa recorded its sixth 10-win season since 1999. The Hawkeyes have 47 wins over the last five years, the most of any five-year period in program history.

WR Smith-Marsette's 98-yard kickoff return for a touchdown in the second quarter tied a Holiday Bowl record and is the seventh-longest kickoff return in school history. He is the first player in program history to return two kickoffs for touchdowns in a single season (Nebraska, 95 yards).

WR Ihmir Smith-Marsette is the second Hawkeye in program history to score a touchdown via rush, reception, and kickoff return, in a single game.

DE A.J. Epenesa tied an Iowa bowl record and matched his career high with 2.5 sacks today (Babineaux 2005 Capital One; Hodge 2005 Capital One), and raised his season total to 11.5, the most by any Hawkeye since Adrian Clayborn had 11.5 in 2009.

QB Nate Stanley passed for 213 yards today, raising his season total to 2,951, a new single-season career high and the sixth best single-season total in school history. Stanley finished his career with 8,302 passing yards, second all-time in program history (Chuck Long 10,461). Stanley started his third bowl game (3-0) and became the second quarterback in school history to win three bowl games (Ricky Stanzi, 3-0).

K Keith Duncan scored seven points today, raising his season total to 119, third all-time in single-season program history. Duncan made 29 field goals this season, a single-season school record, a Big Ten record, and tied for the sixth most in NCAA single-season history.

RB Tyler Goodson rushed for 48 yards and one touchdown today. He finished the season as Iowa's leading rusher (638 yards). He is the first true freshman to ever lead the team in single-season rushing yards.

SCORING SUMMARY

IA -- Tyrone Tracy, 23-yard touchdown rush (Duncan kick)
 USC -- Drake London, 4-yard pass from Slovis (McGrath kick)
 IA -- Ihmir Smith-Marsette, 6-yard touchdown rush (Duncan kick)
 USC -- Vavae Malepeai, 16-yard pass from Slovis (McGrath kick)
 IA -- Ihmir Smith-Marsette, 98-yard kickoff return (Duncan kick)
 IA -- Ihmir Smith-Marsette, 12-yard pass from Stanley (Duncan kick)
 USC -- Chas McGrath, 31-yard field goal
 USC -- Stephen Carr, 3-yard touchdown rush (McGrath kick)
 IA -- Tyler Goodson, 1-yard touchdown rush (Duncan kick)
 IA -- Brandon Smith, 6-yard pass from Stanley (Duncan kick)
 IA -- Nick Niemann, 25-yard interception return (Duncan kick)

Attendance: 50,123

USC	TEAM STATS	IOWA
20	First Downs	20
18-22	Rushes-Yards	25-115
334	Passing Yards	213
33-48-1	Com-Att-Int	18-28-0
66-356	Total Offense	63-328
4-38.2	Punts-Avg.	4-37.0
3-2	Fumbles-Lost	2-0
3-21	Penalties-Yards	4-23
26:36	Possession Time	33:24

INDIVIDUAL LEADERS
RUSHING:

USC: Malepeai 8-37; Carr 5-24
 IOWA: Goodson 18-48; Tracy 1-23;
 Sargent 2-20

PASSING:

USC: Slovis 22-30-260, 2 TD, 0 INT
 IOWA: Stanley 18-27-213, 2 TD, 0 INT

RECEIVING:

USC: St. Brown 9-163; Vaughns 6-54;
 Pittman 5-53
 IOWA: LaPorta 6-44; B. Smith 4-32;
 Goodson 3-20

TACKLES:

USC: Hufanga 14; Gaoteote 8; G. Johnson 5
 IOWA: Koerner 8; Hankins 7; Welch 7

Individual Records

Offense

Rushing

Attempts _____ 33, Marcus Coker vs. Missouri ('10 Insight)
Yards _____ 219 Marcus Coker vs. Missouri ('10 Insight)
Touchdowns _____ 3, Shonn Greene vs. South Carolina ('09 Outback)

Passing

Attempts _____ 55, Drew Tate vs. Florida ('06 Outback)
Completions _____ 32, Drew Tate vs. Florida ('06 Outback)
Yards _____ 461, Chuck Long vs. Texas ('84 Freedom)
Touchdowns _____ 6, Chuck Long vs. Texas ('84 Freedom)

Total Offense

Plays _____ 58, Drew Tate vs. Florida ('06 Outback)
Yards _____ 481, Chuck Long vs. Texas ('84 Freedom)
Touchdowns _____ 6, Chuck Long vs. Texas ('84 Freedom)

Receiving

Catches _____ 11, Ronnie Harmon vs. UCLA ('86 Rose)
Yards _____ 168, Dave Moritz vs. Tennessee ('82 Peach)
Touchdowns _____ 2, Andy Brodell vs. Texas ('06 Alamo)
2, Ed Hinkel vs. Florida ('06 Outback)
2, Deven Harberts N.C. State ('88 Peach)
2, Jonathan Hayes vs. Texas ('84 Freedom)
2, Ronnie Harmon vs. Tennessee ('82 Peach)

Scoring

Touchdowns _____ 3, Ihmir Smith-Marsette vs. USC ('19 Holiday)
3, Shonn Greene vs. South Carolina ('09 Outback)
Points _____ 18, Ihmir Smith-Marsette vs. USC ('19 Holiday)
18, Shonn Greene vs. South Carolina ('09 Outback)

Special Teams

PATs

Made _____ 7, Keith Duncan vs. USC ('19 Holiday)
7, Tom Nichol vs. Texas ('84 Freedom)
Attempted _____ 7, Keith Duncan vs. USC ('19 Holiday)
7, Tom Nichol vs. Texas ('84 Freedom)

Field Goals

Made _____ 4, Nate Kaeding vs. Texas Tech ('01 Alamo)
Attempted _____ 5, Nate Kaeding vs. Texas Tech ('01 Alamo)

Punting

Number _____ 8, Nick Gallery vs. California ('93 Alamo)
8, Jason Baker vs. Arizona State ('97 Sun)
Yards _____ 391, Jason Baker vs. Arizona State ('97 Sun)
Average _____ 52.0, Nick Gallery vs. Texas Tech ('96 Alamo)

Punt Returns

Number _____ 4, Ramon Ochoa vs. Florida ('04 Outback)
4, Tim Dwight vs. Arizona State ('97 Sun)
Yards _____ 50, Ramon Ochoa vs. Florida ('04 Outback)
Average (min. 3 ret.) _____ 12.5 (4-50), Ramon Ochoa vs. Florida ('04 Outback)

Kickoff Returns

Number _____ 7, Desmond King vs. Stanford ('16 Rose)
Yards _____ 171, Akrum Wadley vs. Boston College ('17 Pinstripe)
Average _____ 47.3 (3-142), Ihmir Smith-Marsette vs. USC ('19 Holiday)

Defense

Most Tackles _____ 19, Abdul Hodge vs. Florida ('06 Outback)
Most Tackles for Loss _____ 7, Sean Ridley vs. Wyoming ('87 Holiday)
Most QB Sacks _____ 2.5, A.J. Epenesa vs. USC ('19 Holiday)
2.5, Jonathan Babineaux vs. LSU ('05 Capital One)
2.5, Abdul Hodge vs. LSU ('05 Capital One)
Interceptions _____ 2, Tyler Sash vs. South Carolina ('09 Outback)
2, Devon Mitchell vs. Florida ('83 Gator)
2, Tork Hook vs. N.C. State ('88 Peach)
Interception Yards _____ 74, Tyler Sash vs. South Carolina ('09 Outback)

Team Records

Rushing

Attempts _____ 55 vs. California ('59 Rose)
Yards _____ 429 vs. California ('59 Rose)
Touchdowns _____ 5 vs. California ('59 Rose)

Passing

Attempts _____ 55 vs. Florida ('06 Outback)
Completions _____ 32 vs. Florida ('06 Outback)
Yards _____ 469 vs. Texas ('84 Freedom)
Touchdowns _____ 6 vs. Texas ('84 Freedom)

Total Offense

Plays _____ 82 vs. Oklahoma ('11 Insight)
Yards _____ 560 vs. Texas ('84 Freedom)

Scoring

Touchdowns _____ 7 vs. Texas ('84 Freedom)
PATs _____ 7 vs. USC ('19 Holiday)
7 vs. Texas ('84 Freedom)
Field Goals _____ 5 vs. Washington ('95 Sun)
Points _____ 55 vs. Texas ('84 Freedom)

Defense

Fewest Points Allowed _____ 0 vs. Texas Tech ('96 Alamo)
Lowest Total Offense _____ 155 vs. Georgia Tech ('10 Orange)
Fewest Rushing Yards _____ 22 vs. USC ('19 Holiday)
Fewest Passing Yards _____ 12 vs. Georgia Tech ('10 Orange)
Total Turnovers _____ 7 vs. N.C. State ('88 Peach)
Interceptions _____ 3 vs. South Carolina ('09 Outback)
3 vs. Texas Tech ('01 Alamo)
Fumble Recoveries _____ 5 vs. N.C. State ('88 Peach)

Miscellaneous

Fewest Penalties _____ 0 vs. Mississippi State ('19 Outback)
Fewest Penalty Yards _____ 0 vs. Mississippi State ('19 Outback)

Longest Plays

Run _____ 81 yards, Bob Jeter vs. California ('59 Rose)
Pass Completion _____ 75 yards, Nate Stanley to Nick Easley vs. Mississippi State ('19 Outback)
Touchdown Reception _____ 75 yards, Nick Easley from Nate Stanley vs. Mississippi State ('19 Outback)
Kickoff Return _____ 100 yards, C.J. Jones vs. USC ('03 Orange)
Punt Return _____ 38 yards, Desmond King vs. Stanford ('16 Rose)
Interception Return _____ 72 yards, Micah Hyde vs. Missouri ('10 Insight)
Fumble Return _____ 25 yards, Bill Happel vs. Oregon State ('57 Rose)
Punt _____ 76 yards, Jason Baker vs. Arizona State ('97 Sun)
Field Goal _____ 52 yards, Rob Houghtlin vs. UCLA ('86 Rose)

Following is a year-by-year listing of final football rankings that have included the University of Iowa.

Associated Press

1939

1. Texas A&M
2. Tennessee
3. Southern California
4. Cornell
5. Tulane
6. Missouri
7. UCLA
8. Duke
9. **IOWA**
10. Duquesne
11. Boston College
12. Clemson
13. Notre Dame
14. Santa Clara
15. Ohio State
16. Georgia Tech
17. Fordham
18. Nebraska
19. Oklahoma
20. Michigan

1953

1. Maryland
2. Notre Dame
3. Michigan State
4. Oklahoma
5. UCLA
6. Rice
7. Illinois
8. Georgia Tech
9. **IOWA**
10. West Virginia
11. Texas
12. Texas Tech
13. Alabama
14. Army
15. Wisconsin
16. Kentucky
17. Auburn
18. Duke
19. Stanford
20. Michigan

1956

1. Oklahoma
2. Tennessee
3. **IOWA**
4. Georgia Tech
5. Texas A&M
6. Miami (FL)
7. Michigan
8. Syracuse
9. Michigan State
10. Oregon State
11. Baylor
12. Minnesota
13. Pittsburgh
14. Texas Christian
15. Ohio State
16. Navy
17. George Washington
18. Southern California
19. Clemson
20. Colorado

1957

1. Auburn
2. Ohio State
3. Michigan State
4. Oklahoma
5. Navy
6. **IOWA**
7. Mississippi
8. Rice
9. Texas A&M
10. Notre Dame
11. Texas
12. Arizona State
13. Tennessee
14. Mississippi State
15. North Carolina State
16. Duke
17. Florida
18. Army
19. Wisconsin
20. Virginia Military

1958

1. Louisiana State
2. **IOWA**
3. Army
4. Auburn
5. Oklahoma
6. Air Force
7. Wisconsin
8. Ohio State
9. Syracuse
10. Texas Christian
11. Mississippi
12. Clemson
13. Purdue
14. Florida
15. South Carolina
16. California
17. Notre Dame
18. Southern Methodist
19. Oklahoma State
20. Rutgers

1960

1. Minnesota
2. Mississippi
3. **IOWA**
4. Navy
5. Missouri
6. Washington
7. Arkansas
8. Ohio State
9. Alabama
10. Duke
11. Kansas
12. Baylor
13. Auburn
14. Yale
15. Michigan State
16. Penn State
17. New Mexico State
18. Florida
19. Syracuse
20. Purdue

1981

1. Clemson
2. Texas
3. Penn State
4. Pittsburgh
5. Southern Methodist
6. Georgia
7. Alabama
8. Miami (FL)
9. North Carolina
10. Washington
11. Nebraska
12. Michigan
13. Brigham Young
14. Southern California
15. Ohio State
16. Arizona State
17. West Virginia
18. **IOWA**
19. Missouri
20. Oklahoma

1983

1. Miami (FL)
2. Nebraska
3. Auburn
4. Georgia
5. Texas
6. Florida
7. Brigham Young
8. Michigan
9. Ohio State
10. Illinois
11. Clemson
12. Southern Methodist
13. Air Force
14. **IOWA**
15. Alabama
16. West Virginia
17. UCLA
18. Pittsburgh
19. Boston College
20. East Carolina

1984

1. Brigham Young
2. Washington
3. Florida
4. Nebraska
5. Boston College
6. Oklahoma
7. Oklahoma State
8. Southern Methodist
9. UCLA
10. Southern California
11. South Carolina
12. Maryland
13. Ohio State
14. Auburn
15. Louisiana State
16. **IOWA**
17. Florida State
18. Miami (FL)
19. Kentucky
20. Virginia

1985

1. Oklahoma
2. Michigan
3. Penn State
4. Tennessee
5. Florida
6. Texas A&M
7. UCLA
8. Air Force
9. Miami (FL)
10. **IOWA**
11. Nebraska
12. Arkansas
13. Alabama
14. Ohio State
15. Florida State
16. Brigham Young
17. Baylor
18. Maryland
19. Georgia Tech
20. Louisiana State

1986

1. Penn State
2. Miami (FL)
3. Oklahoma
4. Arizona State
5. Nebraska
6. Auburn
7. Ohio State
8. Michigan
9. Alabama
10. Louisiana State
11. Arizona
12. Baylor
13. Texas A&M
14. UCLA
15. Arkansas
16. **IOWA**
17. Clemson
18. Washington
19. Boston College
20. Virginia Tech

1987

1. Miami (FL)
2. Florida State
3. Oklahoma
4. Syracuse
5. Louisiana State
6. Nebraska
7. Auburn
8. Michigan State
9. UCLA
10. Texas A&M
11. Oklahoma State
12. Clemson
13. Georgia
14. Tennessee
15. South Carolina
16. **IOWA**
17. Notre Dame
18. Southern California
19. Michigan
20. Arizona State

1990

1. Colorado
2. Georgia Tech
3. Miami (FL)
4. Florida State
5. Washington
6. Notre Dame
7. Michigan
8. Tennessee
9. Clemson
10. Houston
11. Penn State
12. Texas
13. Florida
14. Louisville
15. Texas A&M
16. Michigan State
17. Oklahoma
18. **IOWA**
19. Auburn
20. Southern California
21. Mississippi
22. Brigham Young
23. Virginia
24. Nebraska
25. Illinois

1991

1. Miami (FL)
2. Washington
3. Penn State
4. Florida State
5. Alabama
6. Michigan
7. Florida
8. California
9. East Carolina
- 10. IOWA**
11. Syracuse
12. Texas A&M
13. Notre Dame
14. Tennessee
15. Nebraska
16. Oklahoma
17. Georgia
18. Clemson
19. UCLA
20. Colorado
21. Tulsa
22. Stanford
23. Brigham Young
24. North Carolina State
25. Air Force

1995

1. Nebraska
2. Florida
3. Tennessee
4. Florida State
5. Colorado
6. Ohio State
7. Kansas State
8. Northwestern
9. Kansas
10. Virginia Tech
11. Notre Dame
12. Southern Cal
13. Penn State
14. Texas
15. Texas A&M
16. Virginia
17. Michigan
18. Oregon
19. Syracuse
20. Miami
21. Alabama
22. Auburn
23. Texas Tech
24. Toledo
- 25. IOWA**

1996

1. Florida
2. Ohio State
3. Florida State
4. Arizona State
5. Brigham Young
6. Nebraska
7. Penn State
8. Colorado
9. Tennessee
10. North Carolina
11. Alabama
12. LSU
13. Virginia Tech
14. Miami (FL)
15. Northwestern
16. Washington
17. Kansas State
- 18. IOWA**
19. Notre Dame
20. Michigan
21. Syracuse
22. Wyoming
23. Texas
24. Auburn
25. Army

2002

1. Ohio State
2. Miami (FL)
3. Georgia
4. USC
5. Oklahoma
6. Texas
7. Kansas State
- 8. IOWA**
9. Michigan
10. Washington State
11. Alabama
12. North Carolina State
13. Maryland
14. Auburn
15. Boise State
16. Penn State
17. Notre Dame
18. Virginia Tech
19. Pittsburgh
20. Colorado
21. Florida State
22. Virginia
23. Texas Christian
24. Marshall
25. West Virginia

2003

1. Southern Cal
2. Louisiana State
3. Oklahoma
4. Ohio State
5. Miami
6. Michigan
7. Georgia
- 8. IOWA**
9. Washington State
10. Miami, OH
11. Florida State
12. Texas
13. Mississippi
14. Kansas State
15. Tennessee
16. Boise State
17. Maryland
18. Purdue
19. Nebraska
20. Minnesota
21. Utah
22. Clemson
23. Bowling Green
24. Florida
25. Texas Christian

2004

1. Southern Cal
2. Auburn
3. Oklahoma
4. Utah
5. Texas
6. Louisville
7. Georgia
- 8. IOWA**
9. California
10. Virginia Tech
11. Miami
12. Boise State
13. Tennessee
14. Michigan
15. Florida State
16. LSU
17. Wisconsin
18. Texas Tech
19. Arizona State
20. Ohio State
21. Boston College
22. Fresno State
23. Virginia
24. Navy
25. Pittsburgh

2008

1. Florida
2. Utah
3. USC
4. Texas
5. Oklahoma
6. Alabama
7. TCU
8. Penn State
9. Ohio State
10. Oregon
11. Boise State
12. Texas Tech
13. Georgia
14. Mississippi
15. Virginia Tech
16. Oklahoma State
17. Cincinnati
18. Oregon State
19. Missouri
- 20. IOWA**
21. Florida State
22. Georgia Tech
23. West Virginia
24. Michigan State
25. BYU

2009

1. Alabama
2. Texas
3. Florida
4. Boise State
5. Ohio State
6. TCU
- 7. IOWA**
8. Cincinnati
9. Penn State
10. Virginia Tech
11. Oregon
12. Brigham Young
13. Georgia Tech
14. Nebraska
15. Pittsburgh
16. Wisconsin
17. LSU
18. Utah
19. Miami, FL
20. Mississippi
21. Texas Tech
22. USC
23. Central Michigan
24. West Virginia
25. Clemson

2015

1. Alabama
2. Clemson
3. Stanford
4. Ohio State
5. Oklahoma
6. Michigan State
7. TCU
8. Houston
- 9. IOWA**
10. Mississippi
11. Notre Dame
12. Michigan
13. Baylor
14. Florida State
15. North Carolina
16. LSU
17. Utah
18. Navy
19. Oregon
20. Oklahoma State
21. Wisconsin
22. Tennessee
23. Northwestern
24. Western Kentucky
25. Florida

2018

1. Clemson
2. Alabama
3. Ohio State
4. Oklahoma
5. Notre Dame
6. LSU
7. Florida
8. Georgia
9. Texas
10. Washington State
11. Central Florida
12. Kentucky
13. Washington
14. Michigan
15. Syracuse
16. Texas A&M
17. Penn State
18. Fresno State
19. Army
20. West Virginia
21. Northwestern
22. Utah State
23. Boise State
24. Cincinnati
- 25. IOWA**

2019

1. LSU
2. Clemson
3. Ohio State
4. Georgia
5. Oregon
6. Florida
7. Oklahoma
8. Alabama
9. Penn State
10. Minnesota
11. Wisconsin
12. Notre Dame
13. Baylor
14. Auburn
- 15. IOWA**
16. Utah
17. Memphis
18. Michigan
19. Appalachian State
20. Navy
21. Cincinnati
22. Air Force
23. Boise State
24. Central Florida
25. Texas

2020

1. Alabama
2. Ohio State
3. Clemson
4. Texas A&M
5. Notre Dame
6. Oklahoma
7. Georgia
8. Cincinnati
9. Iowa State
10. Northwestern
11. Brigham Young
12. Indiana
13. Florida
14. Coastal Carolina
15. Louisiana
- 16. IOWA**
17. Liberty
18. North Carolina
19. Texas
20. Oklahoma State
21. Southern California
22. Miami, Fla.
23. Ball State
24. San Jose State
25. Buffalo

**United Press
International**
1939

Not available,
Iowa ranked 9th

1953

1. Maryland
2. Notre Dame
3. Michigan State
4. UCLA
5. Oklahoma
6. Rice
7. Illinois
8. Texas
9. Georgia Tech
- 10. IOWA**
11. Alabama
12. Texas Tech
13. West Virginia
14. Wisconsin
15. Kentucky
16. Army
17. Stanford
18. Duke
19. Michigan
20. Ohio State

1955

1. Oklahoma
2. Michigan State
3. Maryland
4. UCLA
5. Ohio State
6. Texas Christian
7. Georgia Tech
8. Auburn
9. Notre Dame
10. Mississippi
11. Pittsburgh
12. Southern Cal
13. Michigan
14. Texas A&M
15. Army
16. Duke
17. West Virginia
18. Miami (FL)
- 19. IOWA**
20. Navy
20. Stanford
20. Miami (OH)

1956

1. Oklahoma
2. Tennessee
- 3. IOWA**
4. Georgia Tech
5. Texas A&M
6. Miami (FL)
7. Michigan
8. Syracuse
9. Minnesota
10. Michigan State
11. Baylor
12. Pittsburgh
13. Oregon State
14. Texas Christian
15. Southern California
16. Wyoming
17. Yale
18. Colorado
19. Navy
20. Duke

1957

1. Ohio State
2. Auburn
3. Michigan State
4. Oklahoma
- 5. IOWA**
6. Navy
7. Rice
8. Mississippi
9. Notre Dame
10. Texas A&M
11. Texas
12. Arizona State
13. Army
14. Duke
15. Wisconsin
16. Tennessee
17. Oregon
18. Clemson
19. UCLA
20. North Carolina State

1958

1. Louisiana State
- 2. IOWA**
3. Army
4. Auburn
5. Oklahoma
6. Wisconsin
7. Ohio State
8. Air Force
9. Texas Christian
10. Syracuse
11. Purdue
12. Mississippi
13. Clemson
14. Notre Dame
15. Florida
16. California
17. Northwestern
18. Southern Methodist

* - Only 18 teams ranked

1960

1. Minnesota
- 2. IOWA**
3. Mississippi
4. Missouri
5. Washington
6. Navy
7. Arkansas
8. Ohio State
9. Kansas
9. Alabama
11. Duke
12. Baylor
13. Michigan State
14. Auburn
15. Purdue
16. Florida
17. Texas
18. Yale
19. New Mexico State
20. Tennessee

1981

1. Clemson
2. Pittsburgh
3. Penn State
4. Texas
5. Georgia
6. Alabama
7. Washington
8. North Carolina
9. Nebraska
10. Michigan
11. Brigham Young
12. Ohio State
13. Southern Cal
14. Oklahoma
- 15. IOWA**
16. Arkansas
17. Mississippi State
18. West Virginia
19. Southern Mississippi
20. Missouri

1983

1. Miami (FL)
2. Nebraska
3. Auburn
4. Georgia
5. Texas
6. Florida
7. Brigham Young
8. Ohio State
9. Michigan
10. Illinois
11. Southern Methodist
12. Alabama
13. UCLA
- 14. IOWA**
15. Air Force
16. West Virginia
17. Penn State
18. Oklahoma State
19. Pittsburgh
20. Boston College

1984

1. Brigham Young
2. Washington
3. Nebraska
4. Boston College
5. Oklahoma State
6. Oklahoma
7. Florida
8. Southern Methodist
9. Southern Cal
10. UCLA
11. Maryland
12. Ohio State
13. South Carolina
14. Auburn
- 15. IOWA**
16. Louisiana State
17. Virginia
18. West Virginia
19. Kentucky
20. Florida State

1985

1. Oklahoma
2. Michigan
3. Penn State
4. Tennessee
5. Air Force
6. UCLA
7. Texas A&M
8. Miami (FL)
- 9. IOWA**
10. Nebraska
11. Ohio State
12. Arkansas
13. Florida State
14. Alabama
15. Baylor
16. Fresno State
17. Brigham Young
18. Georgia Tech
19. Maryland
20. Louisiana State

1986

1. Penn State
2. Miami (FL)
3. Oklahoma
4. Nebraska
5. Arizona State
6. Ohio State
7. Michigan
8. Auburn
9. Alabama
10. Arizona
11. Louisiana State
12. Texas A&M
13. Baylor
14. UCLA
- 15. IOWA**
16. Arkansas
17. Washington
18. Boston College
19. Clemson
20. Florida State

1987

1. Miami (FL)
2. Florida State
3. Oklahoma
4. Syracuse
5. Louisiana State
6. Nebraska
7. Auburn
8. Michigan State
9. Texas A&M
10. Clemson
11. UCLA
12. Oklahoma State
13. Tennessee
14. Georgia
15. South Carolina
- 15. IOWA**
17. Southern California
18. Michigan
19. Texas
20. Indiana

1990

1. Georgia
2. Colorado
3. Miami (FL)
4. Florida State
5. Washington
6. Notre Dame
7. Tennessee
8. Michigan
9. Clemson
10. Penn State
11. Texas
12. Louisville
13. Texas A&M
14. Michigan State
15. Virginia
- 16. IOWA**
17. Nebraska
17. Brigham Young
19. Auburn
20. San Jose State
21. Syracuse
22. Southern Cal
23. Mississippi
24. Illinois
25. Virginia Tech

**USA Today
Coaches Poll**

1991

1. Washington
2. Miami (FL)
3. Penn State
4. Florida State
5. Alabama
6. Michigan
7. California
8. Florida
9. East Carolina
- 10. IOWA**
11. Syracuse
12. Notre Dame
13. Texas A&M
14. Oklahoma
15. Tennessee
16. Nebraska
17. Clemson
18. UCLA
19. Georgia
20. Colorado
21. Tulsa
22. Stanford
23. Brigham Young
24. Air Force
25. North Carolina State

1995

1. Nebraska
2. Tennessee
3. Florida
4. Colorado
5. Florida State
6. Kansas State
7. Northwestern
8. Ohio State
9. Virginia Tech
10. Kansas
11. Southern Cal
12. Penn State
13. Notre Dame
14. Texas
15. Texas A&M
16. Syracuse
17. Virginia
18. Oregon
19. Michigan
20. Texas Tech
21. Auburn
- 22. IOWA**
23. East Carolina
24. Toledo
25. Louisiana State

1996

1. Florida
2. Ohio State
3. Florida State
4. Arizona State
5. Brigham Young
6. Nebraska
7. Penn State
8. Colorado
9. Tennessee
10. North Carolina
11. Alabama
12. Virginia Tech
13. Louisiana State
14. Miami (FL)
15. Washington
16. Northwestern
17. Kansas State
- 18. IOWA**
19. Syracuse
20. Michigan
21. Notre Dame
22. Wyoming
23. Texas
24. Army
25. Auburn

2002

1. Ohio State
2. Miami (FL)
3. Georgia
4. Southern California
5. Oklahoma
6. Kansas State
7. Texas
- 8. IOWA**
9. Michigan
10. Washington State
11. North Carolina State
12. Boise State
13. Maryland
14. Virginia Tech
15. Penn State
16. Auburn
17. Notre Dame
18. Pittsburgh
19. Marshall
20. West Virginia
21. Colorado
22. Texas Christian
23. Florida State
24. Florida
25. Virginia

2003

1. Louisiana State
2. Southern Cal
3. Oklahoma
4. Ohio State
5. Miami
6. Georgia
7. Michigan
- 8. IOWA**
9. Washington State
10. Florida State
11. Texas
12. Miami, OH
13. Kansas State
14. Mississippi
15. Boise State
16. Tennessee
17. Minnesota
18. Nebraska
19. Purdue
20. Maryland
21. Utah
22. Clemson
23. Bowling Green
24. Texas Christian
25. Florida

2004

1. Southern Cal
2. Auburn
3. Oklahoma
4. Texas
5. Utah
6. Georgia
7. Louisville
- 8. IOWA**
9. California
10. Virginia Tech
11. Miami
12. Michigan
13. Boise State
14. Florida State
15. Tennessee
16. LSU
17. Texas Tech
18. Wisconsin
19. Ohio State
20. Arizona State
21. Boston College
22. Fresno State
23. Virginia
24. Navy
25. Florida

2008

1. Florida
2. USC
3. Texas
4. Utah
5. Oklahoma
6. Alabama
7. TCU
8. Penn State
9. Oregon
10. Georgia
11. Ohio State
12. Texas Tech
13. Boise State
14. Virginia Tech
15. Mississippi
16. Missouri
17. Cincinnati
18. Oklahoma State
19. Oregon State
- 20. IOWA**
21. BYU
22. Georgia Tech
23. Florida State
24. Michigan State
25. California

2009

1. Alabama
2. Texas
3. Florida
4. Boise State
5. Ohio State
6. TCU
- 7. IOWA**
8. Penn State
9. Cincinnati
10. Virginia Tech
11. Oregon
12. Brigham Young
13. Georgia Tech
14. Nebraska
15. Pittsburgh
16. Wisconsin
17. LSU
18. Utah
19. Miami (FL)
20. USC
21. Mississippi
22. West Virginia
23. Texas Tech
24. Central Michigan
25. Oklahoma State

Iowa in the Top 25

Since the wire services began running football polls, Iowa has finished the season ranked in the nation's Top Twenty-five 26 times. Additionally, the Hawkeyes were named national champions by the Football Writers Association in 1958, and by various rating services in 1921, 1922, 1956 and 1960. Here are Iowa's Top Twenty-five finishes by the Associated Press, United Press International and the coaches poll.

2020	No. 15 by Coaches and CFP/No. 16 by AP
2019	No. 15 by AP and Coaches
2018	No. 25 by AP
2015	No. 9 by AP/No. 10 by Coaches
2009	No. 7 by AP and ESPN/USA Today
2008	No. 20 by AP and ESPN/USA Today
2004	No. 8 by AP and ESPN/USA Today
2003	No. 8 by AP and ESPN/USA Today
2002	No. 8 by AP and ESPN/USA Today
1996	No. 18 by AP and CNN/USA Today
1995	No. 22 by CNN/USA Today/No. 25 by AP
1991	No. 10 by AP and CNN/USA Today
1990	No. 16 by UPI/No. 18 by AP
1987	No. 15 by UPI/No. 16 by AP
1986	No. 15 by UPI/No. 16 by AP
1985	No. 9 by UPI/No. 10 by AP
1984	No. 15 by UPI/No. 16 by AP
1983	No. 14 by both wire services
1981	No. 15 by UPI/No. 18 by AP
1960	No. 2 by UPI/No. 3 by AP No. 1 by Sagarin Ratings (SR), Boand System (BS), Berryman (B-QPRS) and Litkenhous (L)
1958	No. 2 by both wire services No. 1 by Football Writers Association of America (FWAA)
1957	No. 5 by UPI/No. 6 by AP
1956	No. 3 by both wire services No. 1 by College Football Researchers Association (CFRA)
1955	No. 19 by UPI
1953	No. 9 by AP/No. 10 by UPI
1939	No. 9 by both wire services
1922	No. 1 by Billingsley Report (BR)
1921	No. 1 by Billingsley Report (BR) and Parke Davis (PD)

2015

1. Alabama
2. Clemson
3. Stanford
4. Ohio State
5. Oklahoma
6. Michigan State
7. TCU
8. Houston
9. Mississippi
- 10. IOWA**
11. Michigan
12. Notre Dame
13. Baylor
14. Florida State
15. North Carolina
16. Utah
17. LSU
18. Navy
19. Oklahoma State
20. Oregon
21. Wisconsin
22. Northwestern
23. Tennessee
24. Georgia
25. Florida

2019

1. LSU
2. Clemson
3. Ohio State
4. Georgia
5. Oregon
6. Oklahoma
7. Florida
8. Alabama
9. Penn State
10. Minnesota
11. Notre Dame
12. Baylor
13. Wisconsin
14. Auburn
- 15. IOWA**
16. Utah
17. Memphis
18. Appalachian State
19. Michigan
20. Navy
21. Cincinnati
22. Boise State
23. Air Force
24. Central Florida
25. Virginia

2020

1. Alabama
2. Ohio State
3. Clemson
4. Texas A&M
5. Notre Dame
6. Oklahoma
7. Georgia
8. Cincinnati
9. Iowa State
10. Northwestern
11. Brigham Young
12. Florida
13. Indiana
14. Coastal Carolina
- 15. IOWA**
16. Louisiana
17. North Carolina
18. Liberty
19. Oklahoma State
20. Texas
21. Southern California
22. Miami, Fla.
23. Ball State
24. San Jose State
25. Buffalo

The Heisman Trophy, honoring the most outstanding college football player in the United States, is presented by the Downtown Athletic Club of New York each year. Iowa's Nile Kinnick earned the Heisman Trophy in 1939.

Iowa's Nile Kinnick (1939) and Navy's Roger Staubach (1963) are the only veterans to win the Heisman Trophy. As part of its 2008 Memorial Day tribute to veterans, ESPN named Kinnick as one of its top 10 college athletes to serve in the armed forces.

Along with Kinnick earning the award in 1939, Iowa has had a player finish in the Top 10 in the voting on nine other occasions. Most recently, quarterback Brad Banks placed second in the balloting in 2002. Banks became the fourth Iowa player to place second in the voting, joining Alex Karras in 1957, Randy Duncan in 1958 and Chuck Long in 1985.

In 2008, RB Shonn Greene placed sixth in the voting and was the top vote getter among all running backs. Greene's sixth place finish is the highest for an Iowa running back. He was a consensus All-American and received the Doak Walker Award as the top running back in the nation.

Following are Hawkeye players who have placed in the top 10 in Heisman Trophy voting:

- | | |
|---|--|
| HB Nile Kinnick
1939 Heisman Trophy | QB Chuck Long
7th in 1984
2nd in 1985 |
| OL Cal Jones
10th in 1955 | WR Tim Dwight
7th in 1997 |
| QB Kenny Ploen
9th in 1956 | QB Brad Banks
2nd in 2002 |
| DL Alex Karras
2nd in 1957 | RB Shonn Greene
6th in 2008 |
| QB Randy Duncan
2nd in 1958 | |



Running back Shonn Greene placed sixth in the voting for the 2008 Heisman Trophy, becoming the most recent Hawkeye to place in the top 10 in Heisman voting.



Nile Kinnick Heisman Trophy Acceptance Speech

"Thank you very, very, kindly, Mr. Holcombe. It seems to me that everyone is letting their superlatives run away with them this evening, but none the less, I want you to know that I'm mighty, mighty, happy to accept this trophy this evening.

Every football player in these United States dreams about winning that trophy, and of this fine trip to New York. Every player considers that trophy the acme in recognition of this kind. And the fact that I am actually receiving this trophy tonight almost overwhelms me, and I know that all of those boys who have gone before me must have felt somewhat the same way.

From my own personal viewpoint, I consider my winning this award as indirectly, a great tribute to the new coaching staff at the University of Iowa, headed by Dr. Eddie Anderson, and to my teammates sitting back in Iowa City. A finer man and a better coach never hit these United States, and a more courageous bunch of boys, never graced the gridirons of the Midwest, than that Iowa team in 1939. I wish that they might all be with me tonight to receive this trophy. They certainly deserve it.

I want to take this grand opportunity to thank collectively, all the sportswriters and all the sportscasters, and all those who have seen fit, have seen their way clear to cast a ballot in my favor for this trophy. And I also want to take this opportunity to thank Mr. Prince and his committee, the Heisman award committee, and all those connected with the Downtown Athletic Club for this trophy, and for the fine time that they're showing me. And not only for that, but for making this fine and worthy trophy available to the football players of this country.

Finally, if you will permit me, I'd like to make a comment which in my mind, is indicative, perhaps, of the greater significance of football, and sports emphasis in general in this country, and that is, I thank God I was warring on the gridirons of the Midwest, and not on the battlefields of Europe. I can speak confidently and positively that the players of this country, would much more, much rather struggle and fight to win the Heisman award, than the Croix de Guerre.

Thank you."



24

Nile Kinnick
Halfback
Adel, Iowa

No single player or team captured the imagination of Hawkeye fans more than Nile Kinnick and his legendary Ironmen team

of 1939. Kinnick, a stalwart on the playing field and in the classroom, was THE model Iowa football player.

As a student, Kinnick was senior class president. He was a member of Phi Beta Kappa, the national scholastic honor society.

Maintaining a 3.4 GPA while participating in two sports, Kinnick earned a degree from the College of Commerce in 1940. He enrolled in the Iowa Law College.

As a player, his achievements are unmatched in Hawkeye history. He culminated a brilliant career in 1939 by winning the Heisman, Walter Camp and Maxwell Trophies as the nation's top player.

He made virtually every All America team and was the Big Ten MVP. Nile is a member of Iowa's all time football team and was named its Most Outstanding Player.

Kinnick was the spirit of Coach Eddie Anderson's Ironmen unit of '39. The Hawkeyes' 6 1 1 mark included a 7 6 upset of Notre Dame when Kinnick scored every point. He also punted 16 times for 731 yards, both Iowa records, versus the Fighting Irish.

Kinnick died in the Caribbean sea in a crash of his fighter plane while on a training flight June 2, 1943, as an ensign in the United States Navy.



62

Cal Jones
Lineman
Steubenville, Ohio

Jersey No. 62 was never worn more proudly than the three seasons Cal Jones donned it at Iowa.

One of the most intimidating linemen to wear the old gold and black, Jones was a three time first team all Big Ten guard. He made 22 All America teams during his career, including a record 15 in 1954.

As team captain in 1955, Jones earned the prestigious Outland Trophy, given to the nation's top interior lineman. He was a consensus All American twice, one of only two at Iowa. Cal is an elected member of the National Football Foundation and Helms Athletic Foundation Halls of Fame.

Jones was inducted into the inaugural class of Iowa Varsity Club Hall of Fame. He was also chosen to the Iowa all time football team in 1989.

A physical education major at Iowa, Jones earned a 3.0 grade point average. He earned praise from Coach Forest Evashevski, who called him "the greatest lineman I ever coached."

The two way guard was part of the "Steubenville Trio" (along with Frank Gilliam and Eddie Vincent) to come to Iowa from Steubenville, Ohio in the mid 1950s.

Jones died as a result of a plane crash in Canada on Dec. 9, 1956.

Throughout the years, a number of Iowa football players have been honored by winning national awards for their outstanding play on the football field.

Under Kirk Ferentz, nine Hawkeyes have combined to win 10 individual national awards, recognizing those players as the best at their position. In addition, Iowa's offensive line was recognized with the 2016 Joe Moore Award, an annual award presented to the best offensive line in college football.

Junior defensive tackle Daviyon Nixon earned unanimous consensus All-America honors in 2020. He was a finalist for the Outland Trophy and Bronko Nagurski Award. He was also a semifinalist for the Chuck Bednarik Award. In addition, sophomore center Tyler Linderbaum was one of three finalists for the Rimington Trophy, senior defensive end Chauncey Golston was a semifinalist for the Lott IMPACT Trophy, and freshman punter Tory Taylor was a semifinalist for the Ray Guy Award. Nixon was named defensive lineman and overall defensive Player of the Year in the Big Ten Conference, while Taylor was the Big Ten Punter of the Year.

Junior kicker Keith Duncan was one of three finalists for the Lou Groza Award in 2019. Duncan earned consensus first-team All-America honors after leading the nation with 29 field goals. Duncan was also named the Bakken-Andersen Kicker of the Year in the Big Ten Conference, while junior offensive lineman Tristan Wirfs was named the Rimington-Pace Offensive Lineman of the Year.

Tight end T.J. Hockenson earned the John Mackey Awards in 2018, named in honor of John Mackey and symbolic of the best tight end in the nation. He was also awarded the Ozzie Newsome Award, presented by the Touchdown Club of Columbus, and was named Kwakick-Clark Big Ten Tight End of the Year.

Linebacker Josey Jewell earned the Lott IMPACT Trophy in 2017, named in honor of Ronnie Lott. Desmond King earned the Jim Thorpe Award in 2015 as the best defensive back in the nation, while Josh Jackson was one of three finalists for the Thorpe Award in 2017.

Both Jewell and Jackson earned unanimous consensus All-America honors in 2017. Jackson tied Iowa's single-season record with eight interceptions, while Jewell ranks fourth in career tackles (436). Jewell was named Nagurski-Woodson Big Ten Defensive Player of the Year and the Butkus-Fitzgerald Linebacker of the Year, while Jackson earned the Big Ten's Tatum-Woodson Defensive Back of the Year award.

King earned unanimous consensus All-America honors as a junior and was named the Tatum-Woodson Big Ten Defensive Back of the Year in addition to winning the Thorpe Award. King also won the Jack Tatum Award, presented by the Touchdown Club of Columbus. King repeated as a first team All-American in 2016 and was a semifinalist for the Thorpe Award, the Bednarik Award and the Lott IMPACT Trophy.

In 2014, senior offensive left tackle Brandon Scherff was the recipient of the Outland Trophy, emblematic of the best offensive lineman in the nation. Scherff is the fourth Iowa football player to earn the award, and the second under coach Kirk Ferentz. The native of Denison, Iowa, also earned unanimous consensus All-America recognition and was named the Rimington-Pace Offensive Lineman of the Year in the Big Ten Conference.

Jewell was one of five finalists for the Butkus Award in 2016 as a junior, after leading the team in tackles for the second straight season. Senior center Austin Blythe was one of three finalists for the 2015 Rimington Award, presented annually to the top center in the nation.

In 2013, senior Linebacker James Morris gathered several honors for his play on the field and his performance in the classroom. On the field, Morris was second team All-Big Ten and fourth team All-America (Phil Steele). He was a finalist for the Lott IMPACT Trophy and the Wuerffel Trophy.

In the classroom, Morris was a Capital One first-team Academic All-American. He was named a National Football Foundation National Scholar-Athlete, earning an \$18,000 post-graduate scholarship. Morris also earned an NCAA Post-Graduate Scholarship and earned the Big Ten Conference Sportsmanship Award.

Following the 2010 season, several Hawkeyes were candidates for national awards. DE Adrian Clayborn, who earned consensus All-America recognition, was a finalist for the Lombardi Award and the Ted Hendricks Award. QB Ricky Stanzi was a finalist for the Johnny Unitas Golden Arm Award and the Premier Player of College Football Award, while P Ryan Donahue was one of three finalists for the Ray Guy Award.

While posting an 11-2 overall record in 2009 and earning a victory in the FedEx Orange Bowl, the Hawkeyes gathered several postseason awards and honors. Bryan Bulaga was named the Offensive Lineman of the Year in the Big Ten and Clayborn was named national Defensive Performer of the Year by the College Football Performance Awards. Bulaga and Clayborn joined five teammates in earning first-team All-Big Ten honors.

In 2008, running back Shonn Greene earned consensus all-America honors and was named the recipient of the Doak Walker Award, which goes annually to the top running back in the nation. Greene established an Iowa single season rushing record and was the only running back in the nation to gain over 100 yards in every game. Greene was also named the Offensive Player of the Year in the Big Ten Conference. He placed sixth in the voting for the Heisman Trophy.

While Greene led the Iowa offense in 2008, tackle Mitch King was the leader of another standout Hawkeye defensive unit. King was named as the 2008 Big Ten Conference Defensive Lineman of the Year.

Offensive tackle Robert Gallery in 2003 was the recipient of the Outland Trophy. Gallery was named the Big Ten Lineman of the Year and was named a consensus all-American. He was Iowa's third Outland Trophy recipient and was the second player selected in the 2004 NFL Draft.

PK Nate Kaeding earned the Lou Groza Award as the top kicker in the nation in 2002. He also earned consensus all-America honors as a senior in 2003 and was one of three finalists for the Groza Award. Kaeding earned all-Pro recognition during his professional career and enjoyed a nine-year NFL career.

Also in 2002, Dallas Clark earned the John Mackey Award as the top tight end in the nation and QB Brad Banks was recognized with the Davey O'Brien Award as the top signal caller in the nation. Clark was named to the NFL's all-Pro team in 2009 as well.

Following the 2007 season, linebacker Mike Klinkenborg was named a National Football Foundation Scholar-Athlete, earning an \$18,000 post-graduate scholarship. A two-time first team academic all-American, Klinkenborg was also a finalist for the Draddy Award.

Along with having three players earn Player of the Year awards for their positions (QB Brad Banks, TE Dallas Clark and PK Nate Kaeding) in 2002, Iowa had a total of 11 players earn first-team All-Big Ten honors. In addition to earning the Davey O'Brien Award as the top quarterback, Banks was named Associated Press National Player of the Year, placed second in the Heisman Trophy voting and was named the Most Valuable Player and Offensive Player of the Year in the Big Ten Conference. Banks was also a finalist for the Maxwell Award and the Walter Camp Football Foundation Player of the Year.

Center Bruce Nelson in 2002 was a finalist for the Rimington Award, which goes to the top center in the nation, while Clark and OL Eric Steinbach earned consensus all-America honors. The 2002 and 2003 seasons marked just the third and fourth seasons in which Iowa has had more than one consensus selection. Steinbach, in 2002, preceded Gallery as the Big Ten Lineman of the Year.

In addition to the player honors, Ferentz has earned national recognition as well. In 2015, Ferentz was named the Eddie Robinson and Woody Hayes national Coach of the Year, while also earning the Bobby Dodd Trophy. Ferentz was both the Dave McClain and Hayes-Schembechler Big Ten Coach of the Year. The conference honor is the fourth for Ferentz in his career (2002, 2004, 2009).

Ferentz was also named national Coach of The Year by the Walter Camp Football Foundation and the Associated Press in 2002. The American Football Coaches Association (AFCA) selected Ron Aiken as the 2002 national Assistant Coach of the Year. Norm Parker, Iowa's defensive coordinator, was a finalist for the Broyles Award, which recognizes the nation's top Division I assistant coach, in both 2004 and 2005.

Outland Trophy

The Outland Trophy, selected by the Football Writers Association of America, honors the outstanding interior lineman each season. Only two programs in the nation have more Outland Trophy recipients than the Iowa Hawkeyes.

Cal Jones, 1955
 Alex Karras, 1957
 Robert Gallery, 2003
 Mike Devlin, Semifinalist, 1992
 Brandon Scherff, 2014
 Tristan Wirfs, Semifinalist, 2019
 Daviyon Nixon, One of three finalists, 2020

Maxwell Award

Selected by the Maxwell Football Club of Philadelphia, this award is presented each season to the nation's outstanding college football player.

Nile Kinnick, 1939
 Chuck Long, 1985
 Brad Banks, Finalist, 2002
 Shonn Greene, Semifinalist, 2008
 Ricky Stanzi, Semifinalist, 2010

Davey O'Brien Award

Presented by the Davey O'Brien Educational and Charitable Trust of Fort Worth, Texas, this award honors the No. 1 quarterback in the nation each season.

Chuck Long, 1985
 Brad Banks, 2002
 Ricky Stanzi, Semifinalist, 2009
 Ricky Stanzi, Semifinalist, 2010

Associated Press National Player of the Year

Presented by the Associated Press, this award honors the college football Player of the Year, as selected by a panel of sportswriters throughout the nation.

Brad Banks, 2002

Lou Groza Award

The Lou Groza Collegiate Place-Kicker Award goes each year to the top kicker in the nation. The award is presented by the Palm Beach County Sports Commission and is determined by a national voting panel of approximately 300 sportswriters, sportscasters, college conference officials, Division I-A head football coaches, professional football kickers and previous finalists. Along with winning the award in 2002, Nate Kaeding was one of three finalists for the 2003 award.

Nate Kaeding, 2002
 Nate Kaeding, One of three finalists, 2003
 Kyle Schlicher, Semifinalist, 2005
 Mike Meyer, Semifinalist, 2011
 Mike Meyer, Semifinalist, 2012
 Keith Duncan, One of three finalists, 2019

John Mackey Award

Presented by the Nassau County Sports Commission, the John Mackey Award goes each year to the best tight end in the nation. The winner must demonstrate outstanding athletic abilities, be in good academic standing and exhibit positive sportsmanship qualities.

Dallas Clark, 2002
 Tony Moeaki, Semifinalist, 2009
 Allen Reisner, Semifinalist, 2010
 T.J. Hockenson, 2018
 Noah Fant, Semifinalist, 2018

Walter Camp Player of the Year

Randy Duncan, National "Back of the Year", 1958
 Brad Banks, Finalist, 2002
 Desmond King, Finalist, 2015

Defensive Performer of the Year

This national award is presented by the College Football Performance Awards and is based on weekly defensive performance.

Adrian Clayborn, 2009

Bronko Nagurski Trophy

Pat Angerer, Finalist, 2009
 Josey Jewell, Finalist, 2017
 Daviyon Nixon, Finalist, 2020

Rimington Award

Bruce Nelson, Finalist, 2002
 Austin Blythe, Finalist, 2015
 Tyler Linderbaum, Finalist, 2020

Butkus Award

Larry Station, Second, 1985
 Chad Greenway, Semifinalist, 2005
 Josey Jewell, Finalist, 2016
 Josey Jewell, Semifinalist, 2017

Ted Hendricks Award

Adrian Clayborn, Finalist, 2010
 A.J. Epenesa, Finalist, 2019

Doak Walker Award

Albert Young, Semifinalist, 2005
 Shonn Greene, 2008

Rotary Lombardi Award

Jeff Drost, Semifinalist, 1986
Mike Devlin, Semifinalist, 1992
Jared DeVries, Semifinalist, 1998
Robert Gallery, Semifinalist, 2003
Adrian Clayborn, Finalist, 2010
Brandon Scherff, Semifinalist, 2014

Chuck Bednarik Defensive Player of the Year

Chad Greenway, Semifinalist, 2005
Pat Angerer, Semifinalist, 2009
Adrian Clayborn, Semifinalist, 2010
Desmond King, Semifinalist, 2016
Joshua Jackson, Semifinalist, 2017
Josey Jewell, Semifinalist, 2017
Daviyon Nixon, Semifinalist, 2020

Lott IMPACT Trophy

Chad Greenway, Quarterfinalist, 2005
Abdul Hodge, Quarterfinalist, 2005
James Morris, Finalist, 2013
Desmond King, Semifinalist, 2016
Josey Jewell, 2017
A.J. Epenesa, Quarterfinalist, 2019
Chauncey Golston, Semifinalist, 2020

Jim Thorpe Award

Merton Hanks, Semifinalist, 1990
Bob Sanders, Quarterfinalist, 2009
Tyler Sash, Semifinalist, 2009
Tyler Sash, Semifinalist, 2010
Desmond King, 2015
Desmond King, Semifinalist, 2016
Joshua Jackson, Finalist, 2017

Ray Guy Award

Ryan Donahue, Semifinalist, 2009
Ryan Donahue, Finalist, 2010
Tory Taylor, Semifinalist, 2020

Mosi Tatupu Special Teams Player of the Year

Kahlil Hill, 2001

Polynesian College Player of the Year Award

A.J. Epenesa, One of five finalists, 2018
A.J. Epenesa, One of five finalists, 2019

Wuerffel Trophy

James Morris, Finalist, 2013

Burlsworth Trophy

Mark Weisman, Finalist, 2014
Keith Duncan, Semifinalist, 2020

Johnny Unitas Golden Arm Award

Ricky Stanzi, Finalist, 2010
Nate Stanley, Finalist, 2019

Jack Lambert Award (Touchdown Club of Columbus)

Josey Jewell, 2017

Ozzie Newsome Award (Touchdown Club of Columbus)

T.J. Hockenson, 2018

Jack Tatum Award (Touchdown Club of Columbus)

Desmond King, 2015
Joshua Jackson, 2017

Joe Moore Award (Most Outstanding Offensive Line)

Iowa Hawkeyes, 2016
Semifinalist, 2020

Silver Football Award as Most Valuable Player in the Big Ten

Willis Glassgow (HB, 1929)
Joe Laws (QB, 1933)
Nile Kinnick (HB, 1939)
Bill Reichardt (FB, 1951)
Ken Ploen (QB, 1956)
Randy Duncan (QB, 1958)
Chuck Long (QB, 1985)
Nick Bell (RB, 1990)
Brad Banks (QB, 2002)
Shonn Greene (RB, 2008)

Big Ten Athlete of the Year

Chuck Long, 1986

Big Ten Defensive Player of the Year

Leroy Smith (DE, 1991)

Nagurski-Woodson Big Ten Defensive Player of the Year

Josey Jewell, 2017
Daviyon Nixon, 2020

Big Ten Offensive Player of the Year

Chuck Long (QB, 1985)
Nick Bell (RB, 1990)
Matt Rodgers (QB, 1990)
Tavian Banks (RB, 1997)
Brad Banks (QB, 2002)
Shonn Greene (RB, 2008)

Big Ten Defensive Lineman of the Year

Paul Hufford, 1984
Dave Haight, 1987
Leroy Smith, 1991
Jared DeVries, 1997
Mitch King, 2008

Smith-Brown Big Ten Defensive Lineman of the Year

Daviyon Nixon, 2020

Big Ten Offensive Lineman of the Year

Mike Haight, 1985
Dave Croston, 1986
Mike Devlin, 1992
Eric Steinbach, 2002
Robert Gallery, 2003
Bryan Bulaga, 2009

Rimington-Pace Offensive Lineman of the Year

Brandon Scherff, 2014
Tristan Wirfs, 2019

Butkus-Fitzgerald Linebacker of the Year

Josey Jewell, 2017

Kwalick-Clark Big Ten Tight End of the Year

T.J. Hockenson, 2018

Richter-Howard Big Ten Receiver of the Year

Marvin McNutt, Jr., 2011

Rodgers-Dwight Big Ten Return Specialist of the Year

Ihmir Smith-Marsette, 2018

Bakken-Andersen Big Ten Kicker of the Year

Keith Duncan, 2019

Eddleman-Fields Big Ten Punter of the Year

Tory Taylor, 2020

Tatum-Woodson Big Ten Defensive Back of the Year

Micah Hyde, 2012

Desmond King, 2015

Joshua Jackson, 2017

Amani Hooker, 2018

Big Ten Conference Coach of the Year

(named by coaches, 1982-91)

Hayden Fry, 1990

Hayden Fry, 1991

Hayes-Schembechler Big Ten Conference Coach of the Year

Kirk Ferentz, 2015

Dave McClain Big Ten Coach of the Year

(named by media since 1972)

Hayden Fry, 1981

Hayden Fry, 1990

Kirk Ferentz, 2002

Kirk Ferentz, 2004

Kirk Ferentz, 2009

Kirk Ferentz, 2015

AFCA Coach of the Year

Dr. Eddie Anderson, 1939

Kirk Ferentz, Region Three, 2002

Kirk Ferentz, Region Three, 2009

Kirk Ferentz, Region Three, 2015

Walter Camp Coach of the Year

Kirk Ferentz, 2002

Associated Press Coach of the Year

Kirk Ferentz, 2002

FWAA Eddie Robinson Coach of the Year

Kirk Ferentz, 2002 (1 of 4 Finalists)

Kirk Ferentz, 2004 (1 of 6 Finalists)

Kirk Ferentz, 2015

Bobby Dodd Trophy

Kirk Ferentz, 2015

Amos Alonzo Stagg Award

Hayden Fry, 2005

Broyles Award

(Assistant Coach of the Year)

Norm Parker, 2005 (one of six Finalists)

Norm Parker, 2004 (one of six Finalists)

AFCA Assistant Coach of the Year

Ron Aiken, 2002

Norm Parker, 2011

Grantland Rice Trophy

Presented to the National Champion, the top-ranked team in the final Grantland Rice Super 16 Poll

Iowa 1958 (Head Coach: Forest Evashevski, Record: 8-1-1)

National Football Foundation Scholar-Athlete

John Hendricks, 1968

Bobby Elliott, 1975

Mike Flagg, 1987

Derek Rose, 1998

Mike Klinkenborg, 2007

James Morris, 2013

Draddy Award/Campbell Trophy

John Hendricks, Finalist, 1968

Bobby Elliott, Finalist, 1975

Mike Flagg, Finalist, 1987

Derek Rose, Finalist, 1998

Mike Elgin, Semifinalist, 2006

Mike Klinkenborg, Finalist, 2007

Matt Kroul, Semifinalist, 2008

James Morris, Finalist, 2013

AFCA Academic Achievement Award

This is a team award

Honorable Mention: 1998, 2000, 2001, 2004, 2006

Twenty-seven University of Iowa football players have earned Consensus All-America status, an honor bestowed to any player that appears on three of the five media outlets that determine All-America teams. Two players -- OL Calvin Jones (1954, 1955) and LB Larry Station (1984, 1985) -- were honored on more than one occasion.

Of the 27 players honored, nine earned unanimous status by being recognized by each of the five media outlets used in the consensus selection process. Those players include QB Randy Duncan (1958); Station (1985); QB Chuck Long (1985); TE Dallas Clark (2002); OL Brandon Scherff (2014); DB Desmond King (2015); DB Josh Jackson (2017); LB Josey Jewell (2017), and DL Daviyon Nixon (2020).

The media outlets used in determining consensus status include American Football Coaches Association (AFCA); Associated Press; Football Writers Association of America (FWAA); Sporting News; and the Walter Camp Foundation.



LESTER BELDING

End - 1919
Mason City, Iowa

The University of Iowa's first consensus All-American . . . earned first-team All-American honors as a sophomore . . . an Eckersall All-America pick in 1919 (third team), 1920 (second) and 1921 (third) . . . first Hawkeye named to a major All-American team . . . three-time first-team All-Big Ten selection . . . starred in track at Iowa and captained team in 1921 . . .

one of the nation's premier collegiate pass catchers of his era.



24 - NILE KINNICK

Halfback - 1939
Adel, Iowa

Voted the best player in Iowa history by fan vote . . . member of Iowa Varsity Club Hall of Fame . . . won the Heisman, Maxwell, and Walter Camp trophies in 1939 . . . Phi Beta Kappa scholar and senior class president . . . Iowa's stadium was renamed in his honor in 1972 . . . Big Ten MVP for the legendary Ironmen team . . . his No. 24 is one of two retired

numbers at Iowa . . . member of Helms Foundation Hall of Fame.



AUBREY DEVINE

Quarterback - 1921
Des Moines, Iowa

Member of Iowa Varsity Club Hall of Fame . . . on Iowa's all-time football team . . . won Big Ten Conference Medal for Excellence in athletics and academics . . . inducted to National Football Foundation Hall of Fame . . . three-time first-team All-Big Ten . . . captain of 1921 Big Ten championship team . . . led Hawkeyes in rushing, passing, and scoring in 1919 and

1920 . . . drop-kicked a field goal to beat Notre Dame 10-7 and break the Irish' 20-game winning streak in 1921.



62 - CAL JONES

Lineman - 1954 and 1955
Steubenville, Ohio

First two-time consensus All-American in Iowa history . . . winner of the Outland Trophy in 1955, awarded to nation's top interior lineman . . . named to 22 All-America teams in his career . . . his No. 62 is one of two retired numbers at Iowa . . . an OL on Iowa's all-time team . . . a three-time first-team All-Big Ten pick . . . named to Iowa Varsity Club Hall

of Fame (1989) . . . member of the Helms Foundation Hall of Fame.




GORDON LOCKE

Fullback - 1922
Denison, Iowa

Member of National Football, Helms Athletic Foundation, and Iowa Varsity Club Halls of Fame . . . a defensive back on Iowa's all-time football team . . . although he played primarily FB, Locke was a Walter Camp first-team All-American QB in 1922 . . . scored 72 points as senior to set a Big Ten record that stood for 12 years . . . awarded Big Ten Medal of Honor

in 1923 . . . team captain in 1922 . . . earned law degree from Iowa.




77 - ALEX KARRAS

Lineman - 1957
Gary, Indiana

Consensus All-American (making 10 teams) in 1957 . . . won Outland Trophy given to the nation's top interior lineman . . . twice an AP All-American, the first two-time pick in Iowa history . . . two-time first-team All-Big Ten pick at tackle . . . named to school's all-time football team . . . member of inaugural class of the Iowa Varsity Club Hall of Fame . . .


played on the Hawkeyes' 1956 Rose Bowl championship team . . . former NFL star with Detroit Lions . . . named to Pro Football Hall of Fame in 2020.



25 - RANDY DUNCAN
Quarterback - 1958
Des Moines, Iowa

Unanimous All-American in 1958 ... won Big Ten and Iowa MVP honors in 1958 when he led the Hawkeyes to the Rose Bowl ... that team won the Grantland Rice Award, symbolic of the national football championship ... second in 1958 Heisman Trophy balloting ... won Walter Camp Trophy and was college Player-of-the-Year by three organizations ...

two-time All-Big Ten quarterback ... led the Big Ten in passing as a senior ... the No. 1 choice in the 1958 NFL Draft ... member of National Football Foundation Hall of Fame, UI Varsity Club Hall of Fame and Kinnick Stadium Wall of Honor.



36 - LARRY STATION
Linebacker - 1984 & 1985
Omaha, Nebraska

One of just two Hawkeyes to gain consensus All-American honors twice ... unanimous All-American in 1985 ... academic All-American ... only player in Iowa history to lead squad in tackles four times ... set school career tackle record (492) ... started his last 42 games ... finalist for Lombardi and Butkus awards in 1985 ... three-time first-team All-Big Ten pick ... earned All-America mention all four years at Iowa ... LB on Iowa's all-time team ... drafted by Pittsburgh Steelers.



99 - ANDRE TIPPETT
Defensive End - 1981
Newark, New Jersey


First consensus All-American for Coach Hayden Fry ... two-time first-team All-Big Ten ... played for Iowa's 1981 Rose Bowl squad ... team captain in 1981 ... a defensive end on Iowa's all-time football team ... holds Iowa record for tackles for lost yardage in a season (20 tackles for 153 yards in 1980) ... led Big Ten in tackles for loss (20) as a junior ...

enjoyed lengthy NFL career with New England, where he was a five-time All-Pro selection during his 11-year career ... named to the Pro Football Hall of Fame in 2008 ... named to the National Football Foundation College Football Hall of Fame in 2021 ... member of Kinnick Stadium Wall of Honor.



16 - CHUCK LONG
Quarterback - 1985
Wheaton, Illinois

Runner-up for Heisman Trophy in closest race in the award's history ... unanimous consensus All-American ... won Maxwell Trophy, given to nation's top college player ... first quarterback in NCAA history to pass for more than 10,000 career yards ... previously held NCAA record for consecutive completions (22 vs. Indiana, 1984) ... three-time first-team All-Big Ten selection ... Big Ten MVP as senior ... threw bowl game-record six TD passes vs. Texas in Freedom Bowl ... first round NFL Draft selection by Detroit.



7 - REGGIE ROBY
Punter - 1981
Waterloo, Iowa

Consensus All-American punter as a junior in 1981 ... first-team All-American honors in 1982 ... broke a 32-year-old NCAA record for punting average in a season (49.8 in 1981) ... also established national career average record ... nation's leading punter twice in career ... two-time first-team All-Big Ten ...

punted for nearly four-and-a-half miles as a collegian ... an NFL veteran with Miami, Washington, and Tampa Bay ... earned All-Pro mention.



84 - MARV COOK
Tight End - 1988
West Branch, Iowa

A 1988 consensus All-America pick at TE ... named to Iowa's all-time team ... Hawkeyes' all-time leading receiver among TEs (126 catches) ... two-time Iowa MVP ... twice first-team All-Big Ten ... academic all-conference as junior ... his 28-yard TD reception with six seconds left keyed Iowa's first win at Ohio State (in 1987) since 1959 ... Big Ten leader in receptions (1988) ... drafted by New England Patriots and was a two-time All-Pro selection.



8 - LEROY SMITH
Defensive End - 1991
Sicklerville, New Jersey

Consensus All-American at defensive end for Iowa's 10-1-1 team in 1991 . . . first-team All-Big Ten and voted league Defensive Player of the Year by Big Ten coaches . . . set Big Ten record with 18 QB sacks as a senior, breaking 14-year old record . . . holds Iowa records for QB sacks in a season (18) and sacks in a game (had five in 16-9 win at Ohio State) . . . third

defensive player to earn consensus honors under Hayden Fry at Iowa.



44 - DALLAS CLARK
Tight End - 2002
Livermore, Iowa

Unanimous All-American after being named first-team All-America by the Football Writers Association of America, American Football Coaches Association, Walter Camp, Associated Press, The Sporting News, ESPN and CNN-SI . . . won the John Mackey Award as the nation's best tight end . . . first-team All-Big Ten by league coaches and Big Ten media . . . finished career in 17th place on career receiving list with 1,281 yards on 81 receptions in just two seasons at tight end . . . came to Iowa as a walk-on linebacker and was drafted in first round of the 2003 NFL Draft by Indianapolis following his junior season.



6 - TIM DWIGHT
Wide Receiver/Return Specialist - 1997
Iowa City, Iowa

Consensus All-American as return specialist who finished seventh in Heisman Trophy voting . . . led the nation in punt return average (16.7) . . . set Iowa and Big Ten record for career punt return yardage with 1,102 yards . . . also holds Big Ten record for career punt return TDs (five) and tied league mark with three punt return TDs in 1997 . . . ranks

third at Iowa in career receiving yards (2,271) and eighth in receptions (139) . . . second special teams consensus pick under Hayden Fry and first-ever consensus selection at Iowa from Iowa City.



56 - ERIC STEINBACH
Offensive Guard - 2002
Lockport, Illinois

Consensus All-American after being named first-team All-America by the American Football Coaches Association, Walter Camp Foundation, Associated Press, The Sporting News and ESPN . . . honored as the 2002 Big Ten Offensive Lineman of the Year . . . first-team All-Big Ten by league coaches and Big Ten media in 2002 and first-team All-Big Ten by coaches in 2001 . . . named co-Most Valuable Player on offense . . . started all 13 games in 2002 at left guard for a Hawkeye line that yielded only 12 sacks, a Big Ten best . . . as junior and senior was part of Iowa offense that led the Big Ten in scoring in consecutive seasons . . . first player selected in the second round of the NFL Draft when he was taken by the Cincinnati Bengals.



94 - JARED DEVRIES
Defensive Tackle - 1998
Aplington, Iowa

Consensus All-American after being named first-team All-American by the American Football Coaches Association, Walter Camp and The Sporting News . . . voted as co-Most Valuable Player and was selected first-team All-Big Ten by both Big Ten coaches and Big Ten media . . . holds Iowa records for tackles for loss in a season (22) and career (78) and

career QB sacks (42) . . . a four-year starter, he recorded 260 career tackles . . . was Big Ten Defensive Lineman of the Year in 1997 and earned MVP honors in the 1995 Sun Bowl and 1996 Alamo Bowl.



78 - ROBERT GALLERY
Offensive Tackle - 2003
Masonville, Iowa

Consensus All-American after being named first-team All-America by American Football Coaches Association, Walter Camp Foundation, Football Writers Association of America, Associated Press, The Sporting News and ESPN . . . earned Outland Trophy, which signifies nation's best interior lineman . . . Big Ten Conference Offensive Lineman of the Year . . .

earned first-team All-Big Ten honors and was academic All-Big Ten for three straight years . . . earned co-Most Valuable Player honors and was permanent team captain on offense . . . recipient of Hayden Fry "Extra Heartbeat" Award after leading Iowa to share of 2002 Big Ten title and January bowl games following the 2002 and 2003 seasons.



95 - NATE KAEDING
Place-kicker - 2003
Coralville, Iowa

Consensus All-American after being named first-team All-America by American Football Coaches Association, the Associated Press, College Football News and ESPN . . . one of three finalists for Lou Groza Award in 2003 after winning the award as the top kicker in the nation in 2002 . . . first-team All-Big Ten . . . earned academic All-Big Ten honors for three straight seasons and was District VII Academic All-American . . . selected as permanent team captain for special teams and was special teams co-Player of the Year . . . recipient of Hayden Fry "Extra Heartbeat" Award after leading Iowa to share of 2002 Big Ten title and January bowl games following the 2002 and 2003 seasons.



23 - SHONN GREENE
Running Back - 2008
Sicklerville, New Jersey

Consensus All-American after being named first-team All-America by American Football Coaches Association, Football Writers Association of America, espn.com, Walter Camp Foundation, Associated Press and The Sporting News. . . won the Doak Walker Award, which is given annually to the nation's top collegiate running back. . . received the Chicago Tribune's Silver Football Award, emblematic of the Big Ten Conference's Most Valuable Player. . . became Iowa's first consensus All-America running back since Nile Kinnick in 1939. . . became the first Iowa running back to rush for over 100 yards in all 13 games in a single-season . . . was the only running back in the nation to eclipse 100 yards rushing in every game in 2008 . . . finished the season ranked second nationally in rushing yardage.



94 - ADRIAN CLAYBORN
Defensive End - 2010
St. Louis, Missouri

Consensus All-American after being named first team All-America by American Football Coaches Association and Walter Camp . . . named third-team All-American by the Associated Press and Phil Steele's College Football . . . was finalist for Rotary Lombardi Award and Ted Hendricks Award and a semifinalist for the Chuck Bednarik Award . . . earned first-team All-Big Ten honors for second year . . . named a Permanent Team Captain and winner of Hayden Fry "Extra Heartbeat" Award . . . three-year starter at defensive end, helping Iowa post three-year record of 28-11, including three straight bowl victories for first time in school history . . . first round NFL Draft selection (20th selection overall) by Tampa Bay Buccaneers.



68 - BRANDON SCHERFF
Offensive Tackle - 2014
Denison, Iowa

Unanimous Consensus All-American after being named first-team All-America by American Football Coaches Association (AFCA), Football Writers Association of America (FWAA), Associated Press, Walter Camp Foundation, and Sporting News . . . also first-team All-America by SI.com, USA Today, Phil Steele, CBSSports.com, Scout.com, and College Sports Madness . . . became fourth player in Iowa history to earn the Outland Trophy as the best offensive lineman in the nation . . . semifinalist for Rotary Lombardi Award . . . named Rimington-Pace Offensive Lineman of the Year in the Big Ten Conference . . . earned first-team All-Big Ten honors for second straight season . . . Most Valuable Player and Permanent Team Captain, and Coaches Appreciation Award, offense . . . Hayden Fry "Extra Heartbeat" Award and Iron Hawk Award . . . started all 26 games over his final two seasons at left tackle . . . had 36 career starts while playing both tackle and guard . . . first round NFL Draft selection (fifth selection overall) by Washington.



14 - DESMOND KING
Defensive Back - 2015
Detroit, Michigan

Unanimous All-American after being named first-team All-America by American Football Coaches Association (AFCA), Football Writers Association of America (FWAA), Associated Press, Walter Camp Foundation, and Sporting News . . . was also first-team All-America by ESPN.com, SI.com, USA Today, Athlon Sports, Phil Steele, CBSSports.com, Scout.com, and College Sports Madness . . . became first player in Iowa history to earn the Jim Thorpe Award as the best defensive back in the nation . . . earned Jack Tatum Award as best defensive back in the nation from Touchdown Club of Columbus . . . named Tatum-Woodson Big Ten Conference Defensive Back of the Year . . . earned first-team All-Big Ten honors . . . one of five finalists for Walter Camp Player of the Year . . . started 37 games in three seasons and stayed in school for senior season in 2016 . . . sixth Hawkeye to earn consensus All-America honors as a junior (Calvin Jones, Reggie Roby, Larry Station, Dallas Clark, Shonn Greene) . . . tied school record and ranked second nationally with eight pass interceptions . . . earned second-team All-America honors from as many as five media outlets as a senior in 2017.



15 - JOSH JACKSON
Defensive Back - 2017
Corinth, Texas

Unanimous Consensus All-American after being named first-team All-America by American Football Coaches Association (AFCA), Football Writers Association of America (FWAA), Associated Press, Walter Camp Foundation, and Sporting News . . . also named first-team All-America by College Sports Madness, CollegeFootballNews.com, ESPN.com, SBNation.com, USA Today, and Phil Steele . . . seventh

Hawkeye to earn consensus All-America honors as a junior (Calvin Jones, Reggie Roby, Larry Station, Dallas Clark, Shonn Greene, Desmond King) tied Iowa single-season record with eight interceptions . . . led the nation in interceptions (8) and passes defended (18), ranked second in return touchdowns (2), third in return yards (168) and fourth in pass break-ups (18) . . . named the Tatum-Woodson Defensive Back of the Year in the Big Ten and earned the Jack Tatum Award presented by the Touchdown Club of Columbus . . . one of three finalists for the Jim Thorpe Award.



43 - JOSEY JEWELL
Linebacker - 2017
Decorah, Iowa

Unanimous Consensus All-American after being named first-team All-America by American Football Coaches Association (AFCA), Football Writers Association of America (FWAA), Associated Press, Walter Camp Foundation, and Sporting News . . . also named first-team All-America by College Sports Madness, CollegeFootballNews.com, ESPN.com, SBNation.com, USA Today, and Phil Steele . . . recipient of the Lott IMPACT Trophy . . . named Nagurski-Woodson Defensive Player of the Year in the Big Ten, and the Butkus-Fitzgerald Linebacker of the Year . . . recipient of the Jack Lambert Award presented by the Touchdown Club of Columbus . . . finalist for the Bronko Nagurski Trophy . . . led the team in tackles for three straight seasons and ranks fourth in career tackles (436) . . . ranked fourth in the nation in tackles per game (11.3) as a senior . . . one of three Hawkeyes ever to record more than 115 tackles in three different seasons . . . three-year permanent team captain.

led the nation in interceptions (8) and passes defended (18), ranked second in return touchdowns (2), third in return yards (168) and fourth in pass break-ups (18) . . . named the Tatum-Woodson Defensive Back of the Year in the Big Ten and earned the Jack Tatum Award presented by the Touchdown Club of Columbus . . . finalist for the Bronko Nagurski Trophy . . . led the team in tackles for three straight seasons and ranks fourth in career tackles (436) . . . ranked fourth in the nation in tackles per game (11.3) as a senior . . . one of three Hawkeyes ever to record more than 115 tackles in three different seasons . . . three-year permanent team captain.



3 - KEITH DUNCAN
Kicker, 2019
Weddington, North Carolina

Consensus All-America after being named first-team All-America by the Football Writers Association of America (FWAA), The Associated Press, and Sporting News . . . named second-team All-America by the Walter Camp Foundation, and the American Football Coaches Association (AFCA) . . . those five media outlets are

used to determined consensus All-America honors . . . one of three finalists for the Lou Groza Award . . . set Big Ten and Iowa single-season records with 29 made field goals, sixth-best all-time in the NCAA . . . 34 field goal attempts on the season set a school record . . . Big Ten Special Teams Player of the Week for his efforts in wins over Iowa State, Illinois, and Nebraska . . . booted game-winning 48-yard field goal with one second to play at Nebraska . . . connected on four field goals in wins over Illinois and Iowa State . . . named Bakken-Andersen Big Ten Kicker of the Year while earning first-team All-Big Ten honors . . . made all 32 PAT attempts, scoring 119 points, a total that ranks third all-time for a single season at Iowa.



54 - DAVIYON NIXON
Defensive Tackle - 2020
Kenosha, Wisconsin

Earned unanimous consensus first-team All-America recognition, being named on all five All-America teams to become the ninth unanimous consensus All-America selection in school history . . . Iowa's sixth consensus All-American in last seven years . . . Iowa's first consensus defensive lineman since Adrian Clayborn in 2010 and first consensus defensive tackle since Jared DeVries in 1998 . . . was a finalist for the Outland Trophy and Bronko Nagurski Award, and a semifinalist for the Chuck Bednarik Award . . . named the Nagurski-Woodson Defensive Player of the Year and the Smith-Brown Defensive Lineman of the Year in the Big Ten Conference . . . led the conference in tackles for loss (33), tied for the conference lead in sacks (5.5), and had the most tackles by a Big Ten defensive lineman (41) . . . scored on 71-yard interception return in win at Penn State.

led the conference in tackles for loss (33), tied for the conference lead in sacks (5.5), and had the most tackles by a Big Ten defensive lineman (41) . . . scored on 71-yard interception return in win at Penn State.

Iowa football is well represented in the Pro Football Hall of Fame, with five former Hawkeyes being inducted into the Hall of Fame in Canton, Ohio.



Alex Karras

*Detroit Lions, 1958-62, 1964-70.
 Inducted, Centennial Class, 2020*

Alex Karras (6-2, 248-pounds) was a defensive tackle from Gary, Indiana. He was drafted in the first round (10th selection overall) of the 1958 draft by the Detroit Lions. He was voted college football's outstanding lineman in 1957 and placed second in the voting for the Heisman Trophy. He was also a collegiate heavyweight wrestling champion.

A true team leader for the Lions, Karras led a Detroit defense that finished second in points allowed in the NFL three times. His career was capped with his lone playoff appearance in 1970. His durability was evidenced by his starting string of 153 consecutive games, missing just one game during his 12-year career.

A member of the NFL's All-Decade Team of the 1960's, Karras was selected first-team All-Pro four times (1960-62, 1965), second-team All-Pro eight times, and voted to four Pro Bowls. Karras played in 161 games during his 12-season career (1958-1962, 1964-70). His career totals include four interceptions, 17 fumble recoveries and one safety.

Karras was born July 15, 1935 in Gary, Indiana. He passed away on Oct. 10, 2012, at the age of 77.



Paul Krause

*Washington Redskins & Minnesota Vikings, 1964-79.
 Inducted, 1998*

Paul Krause, a 6-3, 200-pound free safety, became the leading pass interceptor of all time with 81 steals during a 16-season career with the Washington Redskins and Minnesota Vikings from 1964 to 1979.

A two-way star at Iowa, he was the second-round draft pick of the Redskins in 1964. He was traded to Minnesota after four seasons and went on to excel with the Vikings for 12 more seasons before retiring

after the 1979 campaign.

Krause led the NFL in interceptions in 1964 with 12 and was named to the All-NFL first team. He was named to his first of eight Pro Bowls and was second in voting for NFL Rookie of the Year. Named All-NFL four different times, Krause was also selected All-Eastern Conference twice, and All-NFC five times.

Krause was the starting free safety in Super Bowls IV, VIII, IX, and XI, in the 1969 NFL championship game and NFC title games in 1973, 1974, 1976 and 1977. He intercepted one pass in Super Bowl IV and recovered a fumble in Super Bowl IX.

Krause recorded three interceptions in his final campaign in 1979 to surpass former Hawkeye Emlen Tunnell, who had 79 steals, for the all-time record. The durable Krause missed only two games in 16 seasons because of injuries.

Krause was born February 19, 1942, in Flint, Michigan.



Fred "Duke" Slater

*Milwaukee Badgers, Rock Island Independents,
 Chicago Cardinals, 1922-31.
 Inducted, Centennial Class, 2020*

Duke Slater (6-1, 215-pounds) was a three-time All-Big Ten selection who earned All-American honors. Slater helped Iowa to a perfect 7-0 record in 1921, including a 10-7 victory over Knute Rockne's Notre Dame team, ending a 20-game Irish winning streak. Slater turned pro in 1922, joining the Milwaukee Badgers. After just two games, he signed

with the Rock Island Independents, where he played from 1922-25. Slater completed his career with the Chicago Cardinals (1926-31).

Slater starred as a two-way tackle for 10 seasons and was the longest tenured African American player during that era. Slater played the full 60 minutes during the historic Thanksgiving Day game in 1929 when Ernie Nevers scored a single-game record 40 points, an NFL record that still stands.

Racial bias presumably kept Slater from being named to the official NFL All-Decade Team of the 1920's. However, he was recognized as an All-Decade player of the 1920's in the book "The Pro Football Chronicle." In total, Slater was named All-BNFL four times (1923, 1925, 1926, 1929), and second-team, All-NFL by various outlets in seven of his 10 pro seasons (1923-27, 1929-30).

Slater graduated from law school and passed the bar in 1928 while still playing in the NFL. He started a practice in Chicago and became an assistant district attorney and assistant Illinois commerce commissioner. Slater was elected Chicago's second black judge in 1948, and in 1960 became the first black judge to serve on the Superior Court of Chicago.

Slater was born December 8, 1898, in Normal, Illinois, and died August 14, 1966 at the age of 67.



Andre Tippett

New England Patriots, 1982-93. Inducted, 2008

Andre Tippett (6-3, 240-pounds) was selected in the second round of the 1982 NFL Draft by the New England Patriots. Following the strike shortened 1982 season, Tippett led the Patriots with 8.5 sacks in 1983. He set a team record for sacks with 18.5 the following season, earning the first of five consecutive invitations to the Pro Bowl (1985-89).

Tippett led the ACF in sacks (16.5) to rank second in the NFL in 1985, recorded three forced fumbles, and three recovered fumbles, one of which he returned 25 yards for a touchdown. In four postseason games he recorded 21 tackles and one sack. His play earned him All-Pro, Pro-Bowl and AFC Defensive Player of the Year honors.

Tippett was off to another great start in 1986 before a knee injury in the ninth game of the season required surgery. He returned to the line-up for the final two regular season games and the team's one playoff appearance. Despite missing five games, Tippett earned All-AFC and All-Pro second-team honors, while being named to a third consecutive Pro Bowl.

Tippett registered 12.5 sacks in 1987 to again lead the AFC and rank second in the NFL. He remained a dominant player for the Patriots through his final season in 1993. At the time of his retirement Tippett held Patriot team records for season sacks (18.5) career sacks (100) and career fumble recoveries (17). A five-time All-AFC selection, Tippett was named to the NFL's All-Decade Team of the 1980's.

Tippett was born December 27, 1959, in Birmingham, Alabama.



Emlen Tunnell

*New York Giants and Green Bay Packers, 1948-61.
 Inducted, 1967*

Emlen Tunnell (6-1, 187-pounds) entered pro football as a free agent with the New York Giants in 1948, after a college career at Toledo and the University of Iowa (1946-47), and spending time in the Coast Guard. Tunnell was a standout safety and excelled on punt and kickoff returns.

Tunnell was the first African American to play for the Giants, and was the first African American to be elected to the Pro Football Hall of Fame.

Tunnell began his college career at Toledo, where he suffered a broken neck which was severe enough that both the Army and Navy rejected his enlistment efforts during World War II. The Coast Guard finally accepted Tunnell for duty. Following his Coast Guard service, he returned to college football at Iowa for two seasons. Tunnell left Iowa prior to his final season, and thus was not drafted in 1948.

Tunnell intercepted a then-record 79 passes in his 14 seasons with the Giants (11 seasons) and Green Bay Packers (three seasons). He totaled 1,282 yards and four touchdowns on interception returns, 2,217 yards and five touchdowns on punt returns, and 1,215 yards and one touchdown on kickoff returns. He was named All-NFL in six seasons and played in nine Pro Bowls, while being named the NFL's all-time safety in 1969.

Tunnell was born March 29, 1925, in Bryn Mawr, Pennsylvania. He passed away July 22, 1975, at the age of 50.

NATIONAL FOOTBALL FOUNDATION COLLEGE FOOTBALL HALL OF FAME

Iowa football is well represented in college football Halls of Fame, including the National Football Foundation, the Helms Athletic Foundation and the College Football Hall of Fame.

Seven men have been named to the Halls of both foundations: Howard Jones, coach; Nile Kinnick, player; Gordon Locke, player; Fred (Duke) Slater, player; Dr. Edward Anderson, coach; Edward (Slip) Madigan, coach; Calvin Jones, player.

Four men have been named to the Hall of the Helms Foundation: Calvin Jones, player; Ossie Solem, coach; Emlen Tunnell, professional player; Eric Wilson, publicist.

Aubrey Devine, Randy Duncan, Alex Karras, Chuck Long, Larry Station and Andre Tippett have been named to the National Football Foundation Hall of Fame as players. Earl Banks was inducted on the merits of his long-time coaching tenure at Morgan State and Bob Stoops for his career as the head coach at Oklahoma. Former Iowa Coach Forest Evashevski was honored into the Hall of Fame in December of 2000 in New York City. Hayden Fry (2003) is the latest Iowa coach to be inducted.

Evashevski coached Iowa from 1952-60, compiling a 42-27-4 record. The Hawkeyes finished in the top five nationally in 1956, 1957, 1958 and 1960 under Evashevski, who later served as Iowa's Director of Athletics.

Fry was inducted as a member of the 2003 Hall of Fame class at the 46th annual awards dinner on Dec. 9, 2003, at the Waldorf Astoria in New York City. Fry was officially enshrined at the Hall in South Bend, Indiana, in August, 2004. The College Football Hall of Fame is now located in Atlanta, Georgia. Fry was Iowa's winningest head coach at the time of his retirement (143 wins). He led the Hawkeyes to three Big Ten titles and Rose Bowl appearances and coached the Hawkeyes in 14 bowl games.




Eddie Anderson
Head Coach
(1939-42, 1946-49)
Inducted 1971



Earl Banks
as Morgan State
Head Coach (1960-73)
Inducted 1992



Aubrey "Aub" Devine
Quarterback (1919-21)
Inducted 1973



Randy Duncan
Quarterback (1956-58)
Inducted 1997



Forest "Evy" Evashevski
Head Coach (1952-60)
Inducted 2000




Hayden Fry
Head Coach (1979-98)
Inducted 2003



Calvin Jones
Guard (1953-55)
Inducted 1980



Howard Jones
Head Coach (1916-23)
Inducted 1951



Alex Karras
Tackle (1955-57)
Inducted 1991



Nile Kinnick
Halfback (1937-39)
Inducted 1951



Gordon Locke
Fullback (1920-22)
Inducted 1960



Chuck Long
Quarterback (1981-85)
Inducted 1999



Slip Madigan
Head Coach (1943-44)
Inducted 1974



Duke Slater
Tackle (1918-21)
Inducted 1951



Larry Station
Linebacker (1982-85)
Inducted, 2009



Bob Stoops
Defensive Back (1978-82)
as Oklahoma Head
Coach (1999-2016)
Inducted, 2021



Andre Tippett
Defensive End (1979-81)
Inducted, 2021

Inductees are selected by a vote of the National Iowa Varsity Club Hall of Fame Advisory Committee. All former Hawkeye athletes who meet the established Varsity Club Hall of Fame Criteria for their sport, and completed their eligibility at least 10 years prior to selection, are eligible for the Hall of Fame.

A coach or administrator must have retired or left the university at least five years prior to selection. A maximum of seven inductees may be selected to the Hall of Fame each year. The 10-member class of 2021 is a result of no inductees being selected in 2020 due to COVID-19.

Listed below are each of the 56 inductees who have played football for the Hawkeyes or served as Iowa's head football coach, or assistant coach. Listed below each name are the years they coached or competed for the Iowa football program. Several of the Hall of Fame members also competed in other sports.

Bill Brashier

 Assistant Football Coach
 1979-1995

Forest Evashevski

 Head Football Coach
 1952-60

John Hayden Fry

 Head Football Coach
 1978-98

Howard Jones

 Head Football Coach
 1916-23

Jeremy Allen

 Football, 1998-2001
 Track, 1998-2001

Brad Banks

Football, 2001, 2002

Irving "Stub" Barron

 Football, 1913, 1914, 1915
 Wrestling, 1914, 1915, 1916

Fred Becker

Football, 1916

Lester Belding

 Football, 1918, 1919, 1920, 1921
 Track, 1920, 1921, 1922

Craig Clemons

Football, 1969, 1970, 1971

Marv Cook

Football, 1985, 1986, 1987, 1988

Al Couppee

Football, 1939, 1940, 1941

Dick Crayne

 Football, 1933, 1934, 1935
 Track, 1934

Frank Cuhel

 Football, 1927, 1928
 Track, 1926, 1927, 1928

Aubrey Devine

 Football, 1919, 1920, 1921
 Basketball, 1920, 1921, 1922
 Track, 1920, 1921, 1922

Jared DeVries

Football, 1995-98

Jack Dittmer

 Football, 1946, 1947, 1948, 1949
 Baseball, 1947, 1948, 1949, 1950
 Basketball, 1950

Randy Duncan

Football, 1956, 1957, 1958

Tim Dwight

 Football, 1994, 1995, 1996, 1997
 Track, 1996, 1997, 1998, 1999

Mick Enich

Football, 1938, 1939, 1940

Robert Gallery

Football, 2000-03

Jim Gibbons

Football, 1955, 1956, 1957

Willis Glasgow

 Football, 1927, 1928, 1929
 Baseball, 1927, 1928, 1929

Dave Haight

Football, 1985, 1986, 1987, 1988

Homer Harris

Football, 1935, 1936, 1937

Jerry Hilgenberg

 Football, 1951, 1952, 1953
 Baseball, 1952, 1953

Frank Kinney Holbrook

 Football, 1895, 1896
 Track, 1896, 1897

Bob Jeter

Football, 1957, 1958, 1959

Calvin Jones

Football, 1953, 1954, 1955

Nate Kaeding

Football, 2000, 2001, 2002, 2003

Alex Karras

Football, 1956, 1957

Nile Kinnick

 Football, 1937, 1938, 1939
 Basketball, 1938

Paul Krause

 Football, 1961, 1962, 1963
 Baseball, 1962, 1963

Joe Laws

 Football, 1931, 1932, 1933
 Baseball, 1932, 1933

Gordon Locke

Football, 1920, 1921, 1922

Chuck Long

Football, 1982, 1983, 1984, 1985

**Emerson "Spike"
Nelson**

 Football, 1925, 1926, 1927
 Track, 1926, 1927, 1928

John Niland

Football, 1963, 1964, 1965

Don Norton

Football, 1957, 1958, 1959

Kenny Ploen

 Football, 1954, 1955, 1956
 Track, 1955

Ed Podolak

Football, 1966, 1967, 1968

Erwin Prasse

 Football, 1937, 1938, 1939
 Basketball, 1938, 1939, 1940
 Baseball, 1938, 1939, 1940

William Reichardt

Football, 1949, 1950, 1951

Mike Reilly

Football, 1961, 1962, 1963

Bob Sanders

Football, 2000-03

**Francis William "Zud"
Schammel**

Football, 1938, 1939, 1940

Ozzie Simmons

Football, 1932, 1933

Duke Slater

 Football, 1918, 1919, 1920, 1921
 Track, 1919, 1920, 1921

Leroy Smith

Football, 1989, 1990, 1991

Larry Station

Football, 1982, 1983, 1984, 1985

Walter "Stub" Stewart

 Football, 1907, 1908, 1909
 Basketball, 1908, 1909, 1910
 Baseball, 1908, 1909, 1910

Andre Tippet

Football, 1979, 1980, 1981

Sherwyn Thorson

 Football, 1959, 1960, 1961
 Wrestling, 1960, 1962

Emlen Tunnell

Football, 1946, 1947

Samuel Clyde Williams

 Football, 1898, 1899, 1900, 1901
 Baseball, 1898, 1899, 1900, 1901
 Track, 1900, 1901, 1902

Bashir Yamini

 Track, 1996, 1997, 1998, 1999
 Football, 1998, 1999

In conjunction with the 100 years of Hawkeye football celebration in 1989, Iowa fans selected an all-time team. The squad features 11 players on offense and defense, two kickers and 15 special mention players who received strong fan support.

Nile Kinnick, the 1939 Heisman, Walter Camp and Maxwell Trophy winner, was voted the most outstanding player in school history.

Most Outstanding Player - Nile Kinnick, halfback

Offense

Pos.	Player	Years
E	Marv Cook	1985-88
E	Jim Gibbons	1955-57
OL	Mike Enich	1938-40
OL	Calvin Jones	1953-55
OL	Jerry Hilgenberg	1951-53
OL	John Niland	1963-65
OL	Fred "Duke" Slater	1918-21
QB	Chuck Long	1982-85
RB	Ozzie Simmons	1934-36
RB	Aubrey Devine	1919-21
RB	Ronnie Harmon	1982-85
PK	Rob Houghtlin	1985-87

Special Mention

OL	Dave Croston	1984-86
OL	Joe Devlin	1973-75
QB	Randy Duncan	1956-58
RB	Larry Ferguson	1959-62
RB	Joe Laws	1931-33
RB	Ed Podolak	1966-68
RB	Bill Reichardt	1949-51
E	Erwin Prasse	1937-39

Defense

Pos.	Player	Years
E	Frank Gilliam	1953-56
E	Andre Tippett	1979-81
DL	Mark Bortz	1979-82
DL	Dave Haight	1985-88
DL	Alex Karras	1956-57
LB	Mike Reilly	1961-63
LB	Larry Station	1982-85
DB	Craig Clemons	1969-71
DB	Willis Glassgow	1927-29
DB	Gordon Locke	1920-22
DB	Ken Ploen	1954-56
P	Reggie Roby	1979-82

Special Mention

E	Lester Belding	1918-21
LB	Wally Hilgenberg	1961-63
DB	Devon Mitchell	1982-85
DE	Joe Mott	1985-88
LB	Brad Quast	1986-89
DB	Bill Reichardt	1949-51
DB	Bobby Stoops	1979-82
DB	Mike Stoops	1981-84

Gannett News Selects All-Time Team

The Gannett News Service, in conjunction with the start of the year 2000, selected a University of Iowa All-time Football Team.

Offense

Pos.	Player	Years
WR	Tim Dwight	1994-97
OL	Duke Slater	1918-21
OL	Alex Karras	1956-57
C	Jerry Hilgenberg	1951-53
OL	John Niland	1963-65
OL	John Alt	1980-83
TE	Marv Cook	1985-88
QB	Chuck Long	1981-85
RB	Nile Kinnick	1937-39
RB	Ronnie Harmon	1982-85
FB	Bill Reichardt	1949-51

Defense

Pos.	Player	Years
DL	Lester Belding	1918-21
DL	Mike Enich	1938-40
DL	Calvin Jones	1953-55
DL	Jared DeVries	1995-98
DL	Dave Haight	1983-85
LB	Andre Tippett	1979-81
LB	Larry Station	1982-85
LB	Leroy Smith	1989-91
DB	Paul Krause	1961-63
DB	Willis Glassgow	1927-29
DB	Gordon Locke	1920-22

Chicago Sun-Times Names Iowa's Best

In October, 1961, *Chicago Sun-Times* sports reporter Jack Clarke selected an all-time team of Iowa Hawkeyes who played between 1919 and 1961. Following is that list of players:

Pos.	Player	Year
End	Lester Belding	1919
Tackle	Duke Slater	1921
Guard	Calvin Jones	1954
Center	Jerry Hilgenberg	1953
Guard	Francis Schammel	1934
Tackle	Alex Karras	1956
End	Erwin Prasse	1939
Back	Aubrey Devine	1921
Back	Nile Kinnick	1939
Back	Willis Glassgow	1929
Back	Gordon Locke	1921



Year	Player, Position	Teams	Year	Player, Position	Teams
1916	Fred Becker, T	(Eck)	1985	Ronnie Harmon, RB	(FN, Miz)
1919	Lester Belding, E*	(Men)		Chuck Long, QB*	(AP, UPI, FN, FBW, K, Merc, WC, TSN, S-H, G, Miz)
1921	Duke Slater, T	(Eck, R)		Larry Station, LB*	(AP, UPI, FN, FBW, K, Merc, WC, S-H, Miz)
	Aubrey Devine, QB*	(WC, FW, Eck)			
	Gordon Locke, FB	(R)	1986	Dave Croston, OT	(FBW, TSN, CPN)
1922	Gordon Locke, FB*	(WC, Eck, R)	1988	Marv Cook, TE*	(UPI, K, FN, G, CT)
1925	Dick Romey, E	(LM)		Dave Haight, NG	(WC, FN)
1926	Emerson Nelson, T	(NYS)	1990	Merton Hanks, DB	(NEA)
1928	Peter Westra, T	(F, NEA)	1991	Leroy Smith, DE*	(AP, K)
1929	Willis Glassgow, HB	(GR, NEA, FA, NYS, CP)	1992	Mike Devlin, C	(K, FBW)
1933	Francis Schammel, G	(AP, UP, NANA)	1996	Tim Dwight, WR	(FBW)
1935	Ozzie Simmons, HB	(TSN)	1997	Tim Dwight, WR*	(AP, TSN, FBW, FBC)
1939	Nile Kinnick, TB*	(WC, Col, AP, UP, INS, NYS, NEA, H, A-AB, CP, NYDN, TSN)	1998	Jared DeVries, DT*	(FBC, TSN, WC)
			2002	Brad Banks, QB	(WC)
1940	Mike Enich, T	(NYN, TSN)		Dallas Clark, TE*	(FBW, FBC, WC, AP, TSN, ESPN, CNNSI)
1953	Jerry Hilgenberg, C	(L, FBW)		Nate Kaeding, PK	(FBW, TSN, CNNSI, ESPN)
	Cal Jones, G	(NBC)		Bruce Nelson, C	(FBW, CNNSI)
1954	Cal Jones, G*	(ABC, L, TSN, AAB, UP, Jet, NEA, CP, CBS, FBW, NYN, A-P, MP, PSN, G-R, WC, WR)	2003	Eric Steinbach, OG*	(FBC, WC, AP, TSN, ESPN)
				Robert Gallery, OT*	(AP, WC, FBC, FWAA, TSN, ESPN)
1955	Cal Jones, G*	(UP, TSN, L, NYN, Jet, WC, WR, FBW, A-AB)		Nate Kaeding, PK*	(AP, CFN, FBC, ESPN)
1956	Alex Karras, T	(AP, H, L, NBC, FBW, CP)	2008	Shonn Greene, RB*	(AP, ESPN, FWAA, WC, TSN)
	Ken Ploen, QB	(NBC, ABC, FL)	2009	Pat Angerer, LB	(FWAA, CFN)
1957	Alex Karras, T*	(AP, UP, INS, L, H, NEA, NBC, TSN, FBW, A-P, CP, WC)		Bryan Bulaga, OL	(TSN)
			2010	Adrian Clayborn, DE*	(AFCA, WC)
	Jim Gibbons, E	(UP, H, TSN, T, L, FBW, NYDN)	2011	Riley Reiff, OL	(PFW)
1958	Randy Duncan, QB*	(AP, UPI, WC, NEA, TSN, L, FBW, Helms, NYDN, FBC)	2014	Brandon Scherff, OL*	(AFCA, FWA, AP, WC, TSN, CNNSI, PS, USA, CBS, Scout, CSM)
	Curt Merz, E	(L, NBC, FBW)	2015	Desmond King, DB*	(WC, AP, AFCA, FWAA, TSN, ESPN, ATH, USA, SI, PFF, PS, CSM)
1959	Don Norton, E	(L, NBC, FBW)	2016	Desmond King, DB	(ATH, CSM, PFF, SI, USA)
1960	Larry Ferguson, HB	(L, FBW)	2017	Joshua Jackson, DB*	(AFCA, AP, ATH, FWAA, TSN, WC, CSM, CFN, ESPN, SB, USA, PS)
	Mark Manders, G	(L, FBW, NYN, TSN)		Josey Jewell, LB*	(AFCA, AP, ATH, FWAA, TSN, WC, CSM, CFN, ESPN, SB, USA, PS)
1961	Bill VanBuren	(TSN)	2018	T.J. Hockenson, TE	(AFCA, USA)
1963	Mike Reilly, G	(L, FBW)	2019	Keith Duncan, K*	(FWAA, AP, ATH, TSN, PS)
1964	Karl Noonan, E	(NEA, FD)		A.J. Epenesa, DL	(ATH)
1965	John Niland, G	(TSN, Time)		Tristan Wirfs, OL	(FWAA, WC, PS)
	Dave Long, DE	(NYN)	2020	Tyler Linderbaum, OL	(PFF, ATH)
1971	Craig Clemons, CB	(NEA, TSN, Time)		Daviyon Nixon, DL*	(WC, AP, FWAA, AFCA, TSN, ESPN, ATH, PS)
1975	Rod Walters, T	(TSN, Time, NEA)			
	Joe Devlin, G	(TSN, Time)			
1979	Dennis Mosley, RB	(CF)			
1981	Andre Tippett, DE*	(AP, UPI, FBW, FN, WTBS)			
	Reggie Roby, P*	(AP, UPI, FN, WC, WTBS)			
1982	Reggie Roby, P	(WC)			
1984	Jon Hayes, TE	(G)			
	Larry Station, LB*	(AP, UPI, WC, K)			

* Indicates consensus All-American

Year	Player	Teams
1912	James Trickey, T	(WC)
1916	Fred Becker, T	(n/a)
1919	Duke Slater, T	(WC, Eck)
1920	Lester Belding, E	(Eck)
1921	Gordon Locke, FB	(Eck)
	Duke Slater, T	(WC, FW)
1922	Max Kadesky, E	(WC)
1924	John Hancock, T	(BE)
1925	Dick Romey, E	(GR)
1926	Emerson Nelson, T	(BE, AP)
1928	Willis Glassgow, HB	(CP, NANA)
	Peter Westra, T	(NYS, NANA)
1929	Willis Glassgow, HB	(UP)
1933	Joe Laws, QB	(Col, NANA)
	Francis Schammel, G	(H)
1934	Ozzie Simmons, HB	(INS, NANA)
1935	Ozzie Simmons, HB	(NEA, NANA, AP)
1939	Erwin Prasse, E	(UP)
1940	Mike Enich, T	(UP)
1948	William Kay, T	(AP)
1951	Bill Reichardt, FB	(A-P)
1953	Jerry Hilgenberg, C	(AP)
1954	Cal Jones, G	(AP)
1955	Cal Jones, G	(NEA, AP)
1956	Alex Karras, T	(UP, NEA)
	Ken Ploen, QB	(AP)
	Frank Gilliam, E	(NEA)
	Donald Suchy, C	(CP, INS)
1957	Jim Gibbons, E	(CP)
1959	Don Norton, E	(TSN, NEA)
1960	Mark Manders, G	(AP, FBC, ABC)
	Wilburn Hollis, QB	(ABC)
1963	Mike Reilly, G	(AP)
1964	John Niland, G	(NEA)
	Karl Noonan, E	(AP)
1965	John Niland, G	(AP)
1971	Craig Clemons, CB	(CP, US)
1979	Dennis Mosley, RB	(UPI)
1980	John Harty, DT	(UPI, NEA)
1981	Andre Tippett, DE	(NEA)
	Pat Dean, NG	(UPI)
1982	Reggie Roby, P	(UPI, NEA)
	Mark Bortz, DT	(UPI)
1983	Larry Station, LB	(FN)
	Joel Hilgenberg, C	(TSN)
1984	Ronnie Harmon, RB	(TSN)
1986	Dave Croston, OT	(UPI, G)
1987	Dave Haight, NG	(TSN)
1988	Marv Cook, TE	(AP)
1990	Nick Bell, RB	(FN)
1991	Leroy Smith, DE	(FN)
1996	Tim Dwight, WR	(TSN)
1997	Tavian Banks, RB	(FN)
1997	Jared DeVries, DT	(AP, FN)

Year	Player	Teams
1998	Jared DeVries, DT	(AP)
2002	Brad Banks, QB	(AP, TSN, CNNSI)
	Nate Kaeding, PK	(AP, WC)
	Eric Steinbach, OG	(CNNSI)
	Colin Cole, DT	(TSN, CNNSI)
2003	Nate Kaeding, PK	(WC)
	Bob Sanders, SS	(AP)
2004	Chad Greenway, LB	(CNNSI)
	Matt Roth, DE	(AP, WC)
2005	Chad Greenway, LB	(AP, WC, CNNSI)
2008	Mitch King, DT	(AP, WC, ESPN.com)
	Seth Olsen, OT	(TSN)
2009	Pat Angerer, LB	(AP, WC)
	Bryan Bulaga, OL	(AP, WC)
2013	Brandon Scherff, OL	(FWAA, PS)
2016	Desmond King, DB	(AP, FWAA, PS, SB, WC)
2018	T.J. Hockenson, TE	(ATH, WC, FWAA, AP, PS)
	Amani Hooker, DB	(AP, ATH, USA)
2019	Keith Duncan, K	(AFCA, WC)
	A.J. Epenesa, DL	(AFCA, AP, WC)
	Tristan Wirfs, OL	(AFCA, AP, ATH)
2020	Alaric Jackson, OL	(AFCA)
	Tyler Linderbaum, OL	(AP, FWAA, WC, PS)
	Tory Taylor, P	(ATH)

AWARDS KEY

A-AB -- All American Board; ABC -- television; AFCA -- American Football Coaches Association; AP -- Associated Press; A-P -- All Players; ATH -- The Athletic; BE -- Billy Evans; CBS -- radio; CF -- Citizen's Foundation; CFN -- College Football News; Col Colliers; CNNSI -- Sports Illustrated; CP -- Central Press; CPN -- College & Pro Newsweekly; CSM -- College Sports Madness; CT -- Chicago Tribune; Eck -- Eckersall; ESPN; F -- Farrell; FA -- Football Annual; FBC -- Football Coaches; FD -- Football Digest; FL -- Frank Leahy; FN -- Football News; FW -- Football World; FWAA -- Football Writers Association of America; G -- Gannett; GR -- Grantland Rice; G-R -- Gridiron Record; H -- Hearst; Helms -- Helms Foundation; INS -- International News Service; Jet -- Jet Magazine; K -- Kodak; L -- Look; LM -- Liberty Magazine; Men -- Frank Menke Syndicate; Merc -- Mercedes; Miz -- Mizlou; MP -- Metropolitan Papers; NBC -- television; NANA -- North American Newspaper Alliance; NEA -- News Enterprise Association; NYDN -- New York Daily News; NYN -- New York News; NYS -- New York Sun; PFW -- Pro Football Weekly; PS -- Phil Steele Publications; PFF -- ProFootballFocus.com; PSN -- Pitts Smith News; R -- Reed; SB -- SB Nation.com; Scout -- Scout.com; S-H -- Scripps Howard; SI -- Sports Illustrated.com; T -- Today; Time -- Time Magazine; TSN -- The Sporting News; UP -- United Press; UPI -- United Press International; US -- Universal Sports; USA -- USA Today; WC -- Walter Camp; WR -- Williamson Rating, WTBS -- television.

Academic All-Americans
First Team

Year	Name, Position
1952	Bill Fenton, E
1953	Bill Fenton, E
1975	Bob Elliott, DB
1985	Larry Station, LB
2001	Aaron Kampman, DL
2005	Mike Elgin, OL
2006	Mike Elgin, OL Mike Klinkenborg, LB Adam Shada, DB
2007	Mike Klinkenborg, LB Adam Shada, DB
2013	James Morris, LB
2017	Anthony Nelson, DL

Second Team

Year	Name, Position
1971	Dave Triplett, RB
1974	Bob Elliott, DB
1983	Larry Station, LB
1987	Chuck Hartlieb, QB
1992	Jason Olejniczak, DB
1997	Matt Reischl, OL
1998	Matt Reischl, OL
2000	Aaron Kampman, DL
2002	Nate Kaeding, PK
2014	Mark Weisman, RB
2015	Jordan Lomax, DB
2017	Parker Hesse, DL
2018	Anthony Nelson, DL

All-District

Year	Name, Position
1953	Jerry Hilgenberg, C
1992	Matt Whitaker, TE
1993	Jason Olejniczak, DB
1999	Aaron Kampman, DL Thad Sheldon, OL Rob Thein, RB
2000	Andrew Lightfoot, OL
2001	Andrew Lightfoot, OL
2002	Jared Clauss, DL Andrew Lightfoot, OL
2003	Jared Clauss, DL Nate Kaeding, PK Kody Asmus, OL Mike Elgin, OL Sean Considine, DB
2005	Andy Fenstermaker, P Mike Klinkenborg, LB Adam Shada, DB
2007	Anton Narinskiy, DL
2008	Rob Bruggeman, OL Anton Narinskiy, DL Julian Vandervelde, OL
2009	Julian Vandervelde, OL
2010	Tyler Nielsen, LB Jeff Tarpinian, LB Julian Vandervelde, OL
2011	Steve Bigach, DL Tyler Nielsen, LB James Vandenberg, QB
2012	Steve Bigach, DL James Morris, LB James Vandenberg, QB
2013	Jake Rudock, QB Brett Van Sloten, OL
2014	Jordan Lomax, DB

**National Football Foundation
Scholar-Athletes**

Year	Name
1968	John Charles Hendricks
1975	Bob Elliott
1987	Mike Flagg
1998	Derek Rose
2007	Mike Klinkenborg
2013	James Morris

Academic All-Big Ten

Year	Name, Position	Year	Name, Position
1953	Bill Fenton, E Jerry Hilgenberg, C	1987	Marv Cook, TE Mike Flagg, TE Chuck Hartlieb, QB J. J. Puk, LB Herb Wester, OL
1954	Warren Lawson, C	1988	Mike Ertz, OL Greg Fedders, OL Chuck Hartlieb, QB
1955	Dick Deasy, T	1989	Mike Ertz, OL
1956	Frank Bloomquist, G	1990	Mike Dailey, LB Teddy Jo Faley, LB Jim Hartlieb, QB Mike Martens, WR Jason Olejniczak, DB Matt Whitaker, TE
1966	Bob Gibbs, HB Tony Williams, HB	1991	Mike Dailey, LB Teddy Jo Faley, LB Jim Hartlieb, QB Mike Martens, WR Jason Olejniczak, DB Matt Whitaker, TE
1967	Tony Williams, HB	1992	Jim Hartlieb, QB Jason Olejniczak, DB Matt Whitaker, TE
1968	Ray Manning, E	1993	Jeff Andrews, DE Matt Eyde, QB Jason Olejniczak, DB
1969	Ray Manning, E Steve Penney, R Kerry Reardon, WB	1994	Eric Hilgenberg, DE Josh McKillip, FB Jeff Westhoff, LB
1970	Ray Manning, E Kerry Reardon, WB	1995	Trevor Bollers, FB Michael Burger, TE Aaron Granquist, FB Kory Hauser, QB Eric Hilgenberg, DE Matt Hughes, LB Aron Klein, DL Matt Reischl, OL Todd Romano, PK Derek Rose, OL Ted Serama, OL Jeff Westhoff, LB John Wilder, OL Chris Zdzienicki, DL
1971	Dave Triplett, SE	1996	Trevor Bollers, FB Michael Burger, RB Bill Ennis-Inge, DE Aaron Granquist, FB Matt Hughes, LB Aron Klein, DL Matt Reischl, OL Derek Rose, OL Ted Serama, OL Rob Thein, RB
1974	Dave Bryant, NG Bob Elliott, DB Jim Hilgenberg, C Brandt Yocum, TE		
1975	Dennis Armington, LB Bob Elliott, DB Jim Hilgenberg, C Nick Quartaro, PK Brandt Yocum, TE		
1976	Rod Sears, DB		
1978	Greg Gilbaugh, OG Tim Gutshall, LB Mario Pace, DB		
1980	Dave Mayhan, OG Brad Webb, DE		
1981	Dave Mayhan, OG Brad Webb, DE		
1983	Dave Chambers, DB		
1984	Bill Happel, WR Larry Station, LB		
1985	Mike Flagg, TE Bill Happel, WR Rob Houghtlin, PK Larry Station, LB		
1986	Dave Croston, OL Mike Flagg, TE J. J. Puk, LB Mark Vlasic, QB		

Year	Name, Position
1997	Plez Atkins, DB Trevor Bollers, FB Michael Burger, FB Matt Hughes, LB Aron Klein, DL Matt Reischl, OL Derek Rose, OL Rob Thein, RB
1998	Jay Bickford, OL Michael Burger, FB Mike Dolezal, LB Ryan Hansen, DB Matt Hughes, LB Kevin Kasper, WR Aron Klein, DL Kyle McCann, QB Roger Meyer, LB Matt Reischl, OL Derek Rose, OL Thad Sheldon, DL Joe Slattery, DB Matt Stockdale, DB Rob Thein, RB
1999	Ryan Barton, WR Jay Bickford, OL A. J. Blazek, OL Jay Dittman, DL Mike Dolezal, LB Ryan Hansen, DB Aaron Kampman, LB Kevin Kasper, WR Roger Meyer, LB Thad Sheldon, DL Joe Slattery, DB Matt Stockdale, DB Rob Thein, RB
2000	Ryan Barton, WR A. J. Blazek, OL Jared Clauss, DL Mike Dolezal, LB Ryan Hansen, DB Aaron Kampman, DL Kevin Kasper, WR Andrew Lightfoot, OL Roger Meyer, LB Bruce Nelson, C Matt Stockdale, DB Pete Traynor, OL Tony Burrier, LB
2001	Jeremy Allen, FB Tony Burrier, LB Jared Clauss, DL Sean Considine, DB Mike Dolezal, LB Robert Gallery, OT Erik Jensen, TE Nate Kaeding, PK Aaron Kampman, DL Andrew Lightfoot, OL Kyle McCann, QB Roger Meyer, LB Bruce Nelson, C Matt Stockdale, DB

Year	Name, Position
2002	Tony Burrier, LB Jared Clauss, DL Sean Considine, DB Adam Densmore, OL Robert Gallery, OT Erik Jensen, TE Nate Kaeding, PK Will Lack, OL Andrew Lightfoot, OL John Mickelson, OL John Morscheiser, DL Bruce Nelson, C Pete Traynor, OL
2003	Kody Asmus, LS Nathan Chandler, QB Jared Clauss, DL Sean Considine, DB Brian Ferentz, OL Robert Gallery, OT Jacob Gancarczyk, LB Erik Jensen, TE Nate Kaeding, PK Ryan Majerus, TE Matt Melloy, WR Tom Revak, LB
2004	Kody Asmus, LS C. J. Barkema, TE Sean Considine, DB Mike Elgin, C Mike Humpal, LB Ryan Majerus, TE Matt Melloy, WR Alex Willcox, DL
2005	C. J. Barkema, TE Andrew Becker, DB Bret Chinander, LB Mike Elgin, OG Andy Fenstermaker, P Mike Humpal, LB Mike Klinkenborg, LB Matt Kroul, DL Ryan Majerus, TE Matt Melloy, WR Daniel Olszta, LS Cy Phillips, QB Kevin Sherlock, FB Adam Shada, DB Paul Wilson, FB
2006	Mike Elgin, OG Andy Fenstermaker, P Mike Humpal, LB Mike Klinkenborg, LB Matt Kroul, DL Ryan Majerus, TE Daniel Olszta, LS Adam Shada, DB

Year	Name, Position
2007	Rob Bruggeman, OL A. J. Edds, LB Bryon Gattas, LB Brett Greenwood, DB Mike Humpal, LB Mike Klinkenborg, LB Matt Kroul, DL Bryan Mattison, DE Gavin McGrath, LB Brett Morse, FB Jayme Murphy, DB Daniel Murray, PK Anton Narinskiy, DL Daniel Olszta, LS Michael Sabers, TE Adam Shada, DB Jeff Tarpinian, LB Julian Vandervelde, OL
2008	Wes Aeschliman, OL Rob Bruggeman, OL A. J. Edds, LB Matt Kroul, DT Nick Kuchel, WR Gavin McGrath, LB Brett Morse, FB Jayme Murphy, RB Daniel Murray, PK Anton Narinskiy, DL Tyler Nielsen, LB Seth Olsen, OL Michael Sabers, TE Andy Schulze, LS Jeff Tarpinian, LB Julian Vandervelde, OL
2009	A. J. Edds, LB Josh Koepfel, OL Nick Kuchel, WR Travis Meade, DL Brett Morse, FB Jayme Murphy, RB Daniel Murray, PK Tyler Nielsen, LB Jack Swanson, DB Jeff Tarpinian, LB James Vandenberg, QB Julian Vandervelde, OL Jason White, DB
2010	Steve Bigach, DL Justin Greiner, DB Josh Koepfel, OL Nick Kuchel, WR Nolan MacMillan, OL Brett Morse, FB Daniel Murray, PK Tyler Nielsen, LB Ross Petersen, LB Colin Sandeman, WR Jack Swanson, DB Jeff Tarpinian, LB Brett Van Sloten, OL James Vandenberg, QB Julian Vandervelde, OL Jason White, DB

Year	Name, Position
2011	Steve Bigach, DL Eric Guthrie, P Casey Kreiter, LS James Morris, LB Nick Nielsen, WR Tyler Nielsen, LB Woody Orne, OL Terrance Pryor, LB Steven Staggs, WR Kyle Steinbrecher, DB Jack Swanson, DB Brett Van Sloten, OL James Vandenberg, QB Jason White, RB
2012	Quinton Alston, LB Steve Bigach, DL Marcus Collins, LB Cole Fisher, OL Casey Kreiter, LS James Morris, LB Nick Nielsen, WR Travis Perry, LB Don Shumpert, WR Steven Staggs, WR Jack Swanson, DB Louis Trinca-Pasat, DL Brett Van Sloten, OL James Vandenberg, QB Mark Weisman, FB
2013	Conor Boffeli, OL Cole Fisher, LB George Kittle, TE Casey Kreiter, LS Jordan Lomax, DB Nolan MacMillan, OL Riley McCarron, WR James Morris, LB Drew Ott, DL Travis Perry, LB Jake Rudock, QB Don Shumpert, WR Louis Trinca-Pasat, DL Brett Van Sloten, OL Mark Weisman, RB
2014	Nathan Bazata, DL Ike Boettger, OL Jake Duzey, TE Cole Fisher, LB George Kittle, TE Jordan Lomax, DB Riley McCarron, WR Drew Ott, DL Travis Perry, LB Macon Plewa, FB Jake Rudock, QB Louis Trinca-Pasat, DL Matt Vandenberg, WR Ryan Ward, OL Mark Weisman, RB

Year Name, Position
 2015 Nathan Bazata, DL
 Adam Cox, FB
 Jake Duzey, TE
 Cole Fisher, LB
 Parker Hesse, DE
 Josey Jewell, LB
 George Kittle, TE
 Jordan Lomax, DB
 Riley McCarron, WR
 Matt Nelson, DE
 Drew Ott, DL
 Travis Perry, LB
 Macon Plewa, FB
 Brandon Snyder, DB
 Matt VandeBerg, WR
 Kevin Ward, DB

2016 Nathan Bazata, DL
 C.J. Beathard, QB
 Jake Gervase, DB
 Parker Hesse, DE
 Garret Jansen, DL
 Josey Jewell, LB
 George Kittle, TE
 Drake Kulick, FB
 Riley McCarron, WR
 Anthony Nelson, DE
 Matt Nelson, DE
 Ben Niemann, LB
 Levi Paulsen, OL
 Peter Pekar, TE
 Miguel Recinos, K
 Brady Ross, FB
 Brandon Snyder, DB
 Nate Vejvoda, TE
 Kevin Ward, LB
 Ryan Ward, OL
 Sean Welsh, OL

Year Name, Position
 2017 Lane Akre, FB
 Nathan Bazata, DL
 Shaun Beyer, TE
 Brandon Bishop, WR
 Sam Brincks, DL
 Sam Cook, RB
 Dominique Dafney, WR
 James Daniels, OL
 Jake Gervase, DB
 Parker Hesse, DL
 T.J. Hockenson, TE
 Jake Hulett, DL
 Garret Jansen, DL
 Josey Jewell, LB
 Austin Kelly, LB
 Drake Kulick, FB
 John Milani, DB
 Anthony Nelson, DL
 Matt Nelson, DL
 Ben Niemann, LB
 Nick Niemann, LB
 Landan Paulsen, OL
 Levi Paulsen, OL
 Peter Pekar, TE
 Colten Rastetter, P
 Miguel Recinos, K
 Brady Reiff, DL
 Brady Ross, FB
 Ryan Schmidt, QB
 Caleb Shudak, K
 Brandon Snyder, DB
 Jacob Sobotka, LB
 Nate Stanley, QB
 Jackson Subbert, LS
 Matt VandeBerg, WR
 Nate Vejvoda, TE
 Kevin Ward, LB
 Tyler Wieggers, QB
 Nate Wieting, TE
 Jon Wisnieski, TE
 Toren Young, RB

Year Name, Position
 2018 Shaun Beyer, TE
 Sam Brincks, DL
 Drew Cook, TE
 Noah Feldman, TE
 Jake Gervase, DB
 Kyle Groeneweg, WR
 Parker Hesse, DL
 T.J. Hockenson, TE
 Garret Jansen, DL
 Mark Kallenberger, OL
 Austin Kelly, FB
 Jack Koerner, DB
 Joe Ludwig, FB
 John Milani, DB
 Anthony Nelson, DL
 Matt Nelson, DL
 Nick Niemann, LB
 Landan Paulsen, OL
 Levi Paulsen, OL
 Colten Rastetter, P
 Miguel Recinos, K
 Brady Reiff, DL
 Brady Ross, FB
 Ryan Schmidt, QB
 Caleb Shudak, K
 Nate Stanley, QB
 Jackson Subbert, LS
 Drew Thomas, WR
 Nate Vejvoda, LS
 Kristian Welch, LB
 Nate Wieting, TE
 Bryce Schulte, TE
 Toren Young, RB

Year Name, Position
 2019 Nick Anderson, LB
 Seth Benson, LB
 Shaun Beyer, TE
 Drew Cook, TE
 Colton Dinsdale, FB
 Dillon Doyle, LB
 Keith Duncan, K
 Samson Evans, RB
 Matt Fagan, OL
 Connor Kapisak, QB
 Logan Klemp, LB
 Jack Koerner, DB
 Joe Ludwig, FB
 John Milani, DB
 Nick Niemann, LB
 Turner Pallissard, FB
 Landan Paulsen, OL
 Levi Paulsen, OL
 Monte Pottebaum, FB
 Colten Rastetter, P
 Brady Reiff, DL
 Brady Ross, FB
 Ryan Schmidt, QB
 Bryce Schulte, TE
 Caleb Shudak, K
 Nate Stanley, QB
 Jackson Subbert, LS
 Nate Vejvoda, LS
 John Waggoner, DL
 Kristian Welch, LB
 Nate Wieting, TE

2020 Nick Anderson, LB
 Seth Benson, LB
 Shaun Beyer, TE
 Jack Campbell, LB
 Jack Combs, WR
 Colton Dinsdale, FB
 Keith Duncan, K
 Matt Fagan, OL
 Noah Fenske, OL
 Jackson Frericks, TE
 Connor Kapisak, QB
 Logan Klemp, LB
 Alec Kritta, WR
 Tyler Linderbaum, OL
 Josiah Miemen, TE
 Nick Niemann, LB
 Turner Pallissard, FB
 Nick Phelps, P
 Monte Pontebaum, FB
 Bryce Schulte, TE
 Quinn Schulte, DB
 Caleb Shudak, K
 Austin Spiewak, LS
 Louie Stec, DL
 Clayton Thurm, OL
 John Waggoner, DL

Year	Name, Position	Year	Name, Position	Year	Name, Position	Year	Name, Position
1900	Clyde Williams, QB Joe Warner, T	1957	Alex Karras, T Jim Gibbons, E Frank Bloomquist, G Randy Duncan, QB	1987	Kerry Burt, DB Marv Cook, TE Quinn Early, WR Dave Haight, NG Chuck Hartlieb, QB	2004	Matt Roth, DE Chad Greenway, LB Drew Tate, QB Abdul Hodge, LB Jonathan Babineaux, DL
1912	James Trickey, T	1958	Randy Duncan, QB Willie Fleming, HB	1988	Marv Cook, TE Dave Haight, NG Deven Harberts, WR Chuck Hartlieb, QB Bob Kratch, OT Joe Mott, DE Brad Quast, LB	2005	Chad Greenway, LB Kenny Iwebema, DL Jovon Johnson, DB
1913	Ralph McGinnis, FB	1959	Don Norton, E Bill Lapham, C Bob Jeter, HB	1989	Jim Johnson, DL Brad Quast, LB	2006	Mike Jones, OL
1916	Fred Becker, T	1960	Mark Manders, G Larry Ferguson, HB Wilburn Hollis, QB	1990	Nick Bell, RB Melvin Foster, LB Merton Hanks, DB Jim Johnson, DT Matt Rodgers, QB Matt Ruhland, DT Michael Titley, TE	2007	Mitch King, DT
1918	Harry Hunzelman, G Ronald Reed, E	1962	Larry Ferguson, HB	1991	Rob Baxley, OT John Derby, LB Mike Devlin, C Ron Geater, DT Danan Hughes, WR Matt Rodgers, QB Mike Saunders, RB Leroy Smith, DE	2008	Shonn Greene, RB Mitch King, DT Brandon Myers, TE Seth Olsen, OL
1919	Fred Slater, T Fred Lohman, FB Lester Belding, E Aubrey Devine, QB	1963	Mike Reilly, G Wally Hilgenberg, G	1992	Alan Cross, TE Scott Davis, OT Mike Devlin, C Carlos James, DB Mike Wells, DT	2009	Pat Angerer, LB Bryan Bulaga, OL Adrian Clayborn, DL Tony Moeaki, TE Dace Richardson, OL Tyler Sash, DB Amari Spivey, DB
1920	Fred Slater, T Aubrey Devine, QB Lester Belding, E	1964	Gary Snook, QB Karl Noonan, E	1993	Mike Wells, DT	2010	Adrian Clayborn, DL Derrell Johnson-Koulianos, WR Shaun Prater, DB Tyler Sash, DB
1921	Fred Slater, T Aubrey Devine, QB Gordon Locke, FB Lester Belding, E John Heldt, C Chester Mead, G Max Kadesky, E	1965	John Niland, G	1995	Nick Gallery, P	2011	Marvin McNutt, Jr., WR Shaun Prater, DB Riley Reiff, OL
1922	Gordon Locke, FB Paul Minick, G George Thompson, T	1966	Ed Podolak, TB Jon Meskimen, G	1996	Jared DeVries, DT Nick Gallery, P Damien Robinson, DB Sedrick Shaw, RB Ross Verba, OT	2012	Micah Hyde, DB
1923	Lowell Otte, E	1967	Jon Meskimen, G	1997	Tavian Banks, RB Jared DeVries, DL Tim Dwight, WR/KR Mike Goff, OL	2013	C.J. Fiedorowicz, TE B.J. Lowery, DB Brandon Scherff, OL
1924	Lowell Otte, E John Hancock, T Leland Parkin, QB William Fleckenstein, G	1968	Jon Meskimen, G Craig Clemons, CB	1998	Jared DeVries, DT	2014	Brandon Scherff, OL
1925	Richard Romey, E	1969	Brian Rollins, SE	2001	Aaron Kampman, DL Bob Sanders, DB Eric Steinbach, OL	2015	Desmond King, DB Jordan Walsh, OL
1926	Emerson Nelson, T	1970	Earl Douthitt, DB	2002	Brad Banks, QB Fred Barr, LB Dallas Clark, TE Colin Cole, DT Robert Gallery, OT Howard Hodges, DE Nate Kaeding, PK Bruce Nelson, C Fred Russell, RB Bob Sanders, SS Eric Steinbach, OG	2016	Jaleel Johnson, DL Desmond King, DB
1927	Emerson Nelson, T	1971	Rod Walters, T	2003	Robert Gallery, OT Abdul Hodge, LB Nate Kaeding, PK Matt Roth, DE Bob Sanders, DB	2017	Joshua Jackson, DB Josey Jewell, LB Sean Welsh, OL
1928	Peter Westra, T Richard Brown, C Fred Roberts, G Willis Glassgow, HB	1972	Joe Devlin, G			2018	A.J. Epenesa, DE Noah Fant, TE T.J. Hockenson, TE Amani Hooker, DB Ihmir Smith-Marsette, RS
1929	Fred Roberts, G Willis Glassgow, HB	1973	Tom Rusk, LB			2019	Keith Duncan, K A.J. Epenesa, DE Tristan Wirfs, OL
1933	Joe Laws, QB Francis Schammel, G	1974	Dennis Mosley, RB Leven Weiss, LB Jay Hilgenberg, C			2020	Chauncey Golston, DE Tyler Goodson, RB Alaric Jackson, OL Daviyon Nixon, DL Tyler Linderbaum, OL Tory Taylor, P
1934	Ozzie Simmons, HB	1975	Andre Tippett, DE				
1935	Ozzie Simmons, HB	1976	Mark Bortz, DT Mel Cole, LB Pat Dean, NG Ron Hallstrom, OT Reggie Roby, P Andre Tippett, DE Lou King, CB				
1937	Nile Kinnick, TB Robert Lannon, E	1977	Mark Bortz, DT Reggie Roby, P Bobby Stoops, DB				
1938	Erwin Prasse, E	1978	John Alt, OT Paul Hufford, DT Chuck Long, QB Dave Moritz, WR Larry Station, LB Mike Stoops, DB				
1939	Erwin Prasse, E Nile Kinnick, HB Mike Enich, T	1979	John Alt, OT Paul Hufford, DT Chuck Long, QB Devon Mitchell, DB Larry Station, LB Mike Stoops, DB				
1940	Mike Enich, T	1980	John Alt, OT Paul Hufford, DT Chuck Long, QB Devon Mitchell, DB Larry Station, LB Mike Stoops, DB				
1942	Tom Farmer, QB	1981	John Alt, OT Paul Hufford, DT Chuck Long, QB Devon Mitchell, DB Larry Station, LB Mike Stoops, DB				
1946	Earl Banks, G Dick Hoerner, FB	1982	John Alt, OT Paul Hufford, DT Chuck Long, QB Devon Mitchell, DB Larry Station, LB Mike Stoops, DB				
1948	William Kay, T	1983	John Alt, OT Paul Hufford, DT Chuck Long, QB Devon Mitchell, DB Larry Station, LB Mike Stoops, DB				
1950	Bill Reichardt, FB	1984	John Alt, OT Paul Hufford, DT Chuck Long, QB Devon Mitchell, DB Larry Station, LB Mike Stoops, DB				
1951	Bill Reichardt, FB	1985	John Alt, OT Paul Hufford, DT Chuck Long, QB Devon Mitchell, DB Larry Station, LB Mike Stoops, DB				
1952	Bill Fenton, E	1986	John Alt, OT Paul Hufford, DT Chuck Long, QB Devon Mitchell, DB Larry Station, LB Mike Stoops, DB				
1953	Cal Jones, G Jerry Hilgenberg, C						
1954	Cal Jones, G						
1955	Cal Jones, G Eddie Vincent, HB						
1956	Alex Karras, T Ken Ploen, QB Donald Suchy, C Frank Gilliam, E						

Second Team All-Big Ten

Year	Name, Position
1948	Bob McKenzie, E
1949	Jack Dittmer, E
1953	Bill Fenton, E
1954	Frank Gilliam, E
	John Hall, T
	Earl Smith, B
	Eddie Vincent, B
1955	Eddie Vincent, B
1957	Robert Cummings, G
	Richard Klein, T
1958	Gary Grouwinkel, G
	Ray Jauch, HB
	Curt Merz, E
1959	Bill Lapham, C
	Ray Jauch, HB
1960	Sherwyn Thorson, G
1961	Bill Van Buren, C
	Al Hinton, T
	Sherwyn Thorson, G
	Cloyd Webb, E
1962	Earl McQuiston, G
1963	Paul Krause, HB
	Cloyd Webb, E
1964	John Niland, OG
1965	Bill Briggs, DT
	Dan Hilsabeck, LB
1966	Dick Gibbs, DB
	Dave Moreland, LB
1967	Al Bream, E
	Silas McKinnie, FB
	Steve Wilson, DB
1968	Al Bream, E
	Steve Wilson, DB
1969	Craig Clemons, DB
	Larry Ely, LB
	Ray Manning, E
	Layne McDowell, DT
1970	Craig Clemons, DB
	Layne McDowell, DT
	Levi Mitchell, HB
	John Muller, OT
1971	John Muller, OT
1972	John Muller, OT
	Earl Douthitt
	Andre Jackson, LB
	Rick Penny, DB
1973	Earl Douthitt, DB
1974	Joe Devlin, OG
	Lynn Heil, E
1975	Dave Bryant, MG
	Andre Jackson, LB
	Brandt Yocum, E
1976	Tom Rusk, LB
1977	John Harty, DT
	Tom Rusk, LB
1978	Tom Rusk, LB
	Brad Reid, WR
	John Harty, DT
1979	John Harty, DT
	Reggie Roby, P
1980	Keith Chapelle, WR
	Pat Dean, MG
	Jay Hilgenberg, C
	Andre Tippet, E

Year	Name, Position
1981	Todd Simonsen, LB
1982	John Alt, OT
	Joel Hilgenberg, C
	Brett Miller, OT
	Eddie Phillips, RB
	Larry Station, LB
1983	Joel Hilgenberg, C
	Joe Levelis, OG
	Tony Wanckett, DL
1984	Owen Gill, RB
	Jonathon Hayes, TE
	Mike Haight, OT
	Keith Hunterm DB
	Kevin Spitzig, LB
1985	Mike Flagg, TE
	Bill Happel, WR
	Tom Humphrey, OG
	Devon Mitchell, DB
1986	Mike Flagg, TE
	Rob Houghtlin, PK
1987	Dick Sistrunk, DB
1988	Jeff Koeppel, OLB
1989	Jeff Koeppel, OLB
	Bill Anderson, OG
	Merton Hanks, DB
	Matt Ruhland, DL
1990	Rob Baxley, OT
	Nick Bell, RB
	John Derby, LB
	Mike Devlin, C
	Matt Ruhland, DL
	Mike Titley, TE
1991	Rob Baxley, OT
	John Derby, LB
	Alan Cross, TE
	Ron Geater, DL
	Mike Devlin, C
	Matt Rodgers, QB
1992	Mike Devlin, C
	Alan Cross, TE
	Scott Davis, OT
	Mike Ferroni, OG
	Danan Hughes, WR
	Carlos James, DB
1993	Larry Blue, DE
	Nick Gallery, P
	Matt Purdy, G
	Mike Wells, DL
1994	Matt Purdy, G
	Parker Wildeman, DL
1995	Matt Purdy, G
	Bobby Diaco, LB
	Scott Slutzker, TE
1996	Jared DeVries, DL
	Tim Dwight, WR
	Tom Knight, DB
	Damien Robinson, DB
	Matt Sherman, QB
1997	Tim Dwight, WR
	Plez Atkins, DB
	Derek Rose, C
1998	Eric Thigpen, DB
1999	Ladell Betts, RB
	Matt Bowen, DB
2000	Ladell Betts, RB
	Kevin Kasper, WR

Year	Name, Position
2001	Ladell Betts, RB
	Aaron Kampman, DL
	David Porter, OT
	Bob Sanders, DB
	Eric Steinbach, OG
2002	David Porter, OT
	Fred Barr, LB
	Howard Hodges, DL
	Nate Kaeding, K
	Derek Pagel, DB
	Fred Russel, RB
	Grant Steen, LB
2003	Howard Hodges, DL
	Fred Russel, RB
	Chad Greenway, LB
	Abdul Hodge, LB
2004	Abdul Hodge, LB
	Jonathon Babineaux, DL
	Clinton Soloman, WR
	Drew Tate, QB
2005	Abdul Hodge, LB
	Jovon Johnson, DB
	Kyle Schlicher, K
	Albert Young, RB
2006	Scott Chandler, TE
	Mike Jones, OG
	Mike Klinkenborg, LB
	Marcus Paschal, DB
	Marshal Yanda, OT
2007	Charles Godfrey, DB
	Mike Humpal, LB
	Mitch King, DL
	Bryan Mattison, DL
2008	Pat Angerer, LB
	Rob Bruggeman, OL
	Bryan Bulaga, OL
	Kyle Calloway, OL
	Ryan Donahue, P
	Matt Kroul, DL
	Brandon Myers, TE
	Amari Speivey, DB
2009	Kyle Calloway, OL
	Ryan Donahue, P
	A.J. Edds, LB
	Rafael Eubanks, OL
	Brett Greenwood, DB
	Derrell Johnson-Koulianos, WR
	Tony Moeaki, TE
	Dace Richardson, OL
	Amari Speivey, DB
2010	Brett Greenwood, DB
	Jeremiha Hunter, LB
	Marvin McNutt, Jr., WR
	Riley Reiff, OL
	Allen Reisner, TE
	Karl Klug, DT
	Julian Vandervelde, OL
2011	Broderick Binns, DL
	Marcus Coker, RB
	Mike Daniels, DL
	Adam Gettis, OL
	Micah Hyde, DB
2012	James Ferentz, OL

Year	Name, Position
2013	Carl Davis, DL
	Anthony Hitchens, LB
	Mike Meyer, PK
	James Morris, LB
	Brett Van Sloten, OL
2014	Quinton Alston, LB
	Austin Blythe, OL
	Carl Davis, DL
	Drew Ott, DL
	Louis Trinca-Pasat, DL
2015	C.J. Beathard, QB
	Austin Blythe, OL
	Josey Jewell, LB
	Marshall Koehn, PK
2016	Josey Jewell, LB
	Jaleel Johnson, DL
	Desmond King, DB
2017	Sean Welsh, OL
2018	A.J. Epenesa, DE
	Noah Fant, TE
	T.J. Hockenson, TE
	Alaric Jackson, OL
	Anthony Nelson, DE
	Ross Reynolds, OL
2019	Michael Ojemudia, DB
	Geno Stone, DB
2020	Cole Banwart, OL
	Charlie Jones, PR
	Jack Koerner, DB
	Tyler Linderbaum, OL
	Zach VanValkenburg, DE

Third Team All-Big Ten

Year	Name, Position
2015	Jordan Canzeri, RB
	Jordan Lomax, DB
	Nate Meier, DE
2016	Ron Coluzzi, P
	Cole Croston, OL
	James Daniels, OL
	Akrum Wadley, RB
	Sean Welsh, OL
2017	Noah Fant, TE
	Anthony Nelson, DL
	Akrum Wadley, RB
2018	Anthony Nelson, DE
	Keegan Render, OL
	Ross Reynolds, OL
2019	Alaric Jackson, OL
	Michael Ojemudia, DB
2020	Keith Duncan, K
	Charlie Jones, PR
	Jack Koerner, DB
	Nick Niemann, LB

Note: Individual Big Ten award winners are listed on p. 181-182.

Year	Name, Position	Year	Name, Position	Year	Name, Position	Year	Name, Position
1924	Leland Parkin, QB	1967	Silas McKinnie, TB	1991	Rob Baxley, OL Gary Clark, DB Rod Davis, DL John Derby, LB Jon Filloon, WR Ron Geater, DT Eddie Polly, DB Matt Rodgers, QB Mike Saunders, RB Jeff Skillett, K Leroy Smith, DL Dave Turner, OL Brian Wise, DB	2005	Abdul Hodge, LB Chad Greenway, LB Ed Hinkel, WR Albert Young, RB
1925	Donald Graham, FB	1968	Ed Podolak, TB	1992	Mike Devlin, C Carlos James, DB Mike Wells, DT	2006	Mike Klinkenborg, LB Marshal Yanda, OL
1926	Nick Kutsch, HB	1969	Larry Ely, LB	1993	Larry Blue, DE Paul Burmeister, QB Harold Jasper, WR Mike Wells, DT	2007	Tom Busch, FB Mike Humpal, LB Bryan Mattison, DE Daniel Olszta, OL Albert Young, RB
1927	Emerson Nelson, T	1970	Dave Clement, LB	1994	Kent Kahl, FB Marquis Porter, DB Parker Wildeman, DL	2008	Rob Bruggeman, OL Shonn Greene, RB * Mitch King, DL Matt Kroul, DL Gavin McGrath, LB
1928	Willis Glassgow, HB	1971	Craig Clemons, DB	1995	Bobby Diaco, LB Sedrick Shaw, RB Casey Wiegmann, C	2009	Pat Angerer, LB Ricky Stanzl, QB
1929	Willis Glassgow, HB *	1972	Dan Dickel, DE	1996	Tim Dwight, WR Damien Robinson, DB Sedrick Shaw, RB Ross Verba, OT	2010	Karl Klug, DL Ricky Stanzl, QB
1930	Oliver Sansen, FB	1973	Brian Rollins, SE	1997	Tavian Banks, RB Kerry Cooks, DB Jared DeVries, DL Tim Dwight, WR	2011	Broderick Binns, DE Marvin McNutt, Jr. WR
1931	Oliver Sansen, FB	1974	Rob Fick, QB	1998	Jared DeVries, DL Derek Rose, C	2012	James Ferentz, OL Micah Hyde, DB
1932	Joe Laws, HB	1975	Andre Jackson, LB	1999	Ladell Betts, RB Matt Bowen, DB	2013	Anthony Hitchens, LB Brandon Scherff, OL
1933	Joe Laws, HB *	1976	Butch Caldwell, QB Tom Grine, TE	2000	Kevin Kasper, WR LeVar Woods, LB	2014	Brandon Scherff, OL Louis Trinca-Pasat, DL
1934	Dick Crayne, FB	1977	Dean Moore, LB Rod Sears, DB	2001	Ladell Betts, RB Bob Sanders, DB	2015	C.J. Beathard, QB Desmond King, DB
1935	Dick Crayne, FB	1978	Brad Reid, SE	2002	Brad Banks, QB * C.J. Jones, WR Andrew Lightfoot, OG Bruce Nelson, C David Porter, OT Ben Sobieski, OG Eric Steinbach, OG Fred Barr, LB Scott Boleyn, DB Colin Cole, DT D.J. Johnson, DB Derek Pagel, DB	2016	C.J. Beathard, QB LeShun Daniels, RB Josey Jewell, LB
1936	Homer Harris, E	1979	Dennis Mosley, RB	2003	Robert Gallery, OT Bob Sanders, DB	2017	Josey Jewell, LB Akrum Wadley, RB
1937	Bob Lannon, E	1980	Keith Chappelle, WR	2004	Drew Tate, QB Jonathan Babineaux, DL	2018	T.J. Hockenson, TE Amani Hooker, DB
1938	Erwin Prasse, E	1981	Mel Cole, LB			2019	A.J. Epenesa, DE Nate Stanley, QB
1939	Nile Kinnick, HB *	1982	Bobby Stoops, DB			2020	Tyler Linderbaum, OL Daviyon Nixon, DL
1940	Mike Enich, T	1983	Norm Granger, FB Chuck Long, QB Dave Moritz, WR				
1941	William Diehl, C	1984	Ronnie Harmon, RB				
1942	Tom Farmer, QB	1985	Nate Creer, DB Mike Haight, OT Bill Happel, SE Ronnie Harmon, TB Scott Helverson, WB Tom Humphrey, OG Chuck Long, QB * George Millett, DE Devon Mitchell, DB Jay Norvell, DB Kelly O'Brien, OG Hap Peterson, NG Larry Station, LB				
1943	Bob Liddy, G	1986	Rick Bayless, RB				
1944	Bob Snyder, C	1987	Marv Cook, TE Dave Haight, NG Chuck Hartlieb, QB				
1945	Arthur Johnson, FB	1988	Marv Cook, TE Joe Mott, DE				
1946	William Kay, T	1989	Richard Bass, FB Jim Johnson, DT				
1947	Harold Schoener, E	1990	Greg Aegerter, OL Nick Bell, RB * Melvin Foster, LB Merton Hanks, DB Jim Johnson, DL Mike Miller, OL Matt Ruhland, DL Sean Smith, WR Tony Stewart, RB Michael Titley, TE				
1948	Al DiMarco, QB						
1949	Jack Dittmer, E						
1950	Harold Bradley, T						
1951	Bill Reichardt, FB *						
1952	William Fenton, E						
1953	William Fenton, E						
1954	Warren Lawson, C						
1955	Jerry Reichow, QB						
1956	Ken Ploen, QB *						
1957	Bob Commings, G						
1958	Randy Duncan, QB *						
1959	Don Norton, E						
1960	Bernie Wyatt, HB						
1961	Al Hinton, T						
1962	Larry Ferguson, HB						
1963	Mike Reilly, G						
1964	Karl Noonan, FL						
1965	Dave Long, DE						
1966	Dick Gibbs, DB						

* -- won Chicago Tribune Silver Trophy given to Big Ten MVP

Year	Name, Position	Year	Name, Position	Year	Name, Position	Year	Name, Position
1889	Martin Sampson, HB	1921	Aubrey Devine, HB	1960	Jerry Mauren, HB	1980	Kent Ellis, DB John Harty, DT Dean McKillip, FB Matt Petrzelka, OT Bryan Skradis, DE Phil Suess, QB
1890	Arthur Smith, QB	1922	Gordon Locke, FB	1961	Bill Van Buren, C Wilburn Hollis, QB	1981	Tracy Crocker, DB Pete Gales, QB Bruce Kittle, OT Andre Tippet, DE Brad Webb, DE
1891	Frank Pierce, QB	1923	Glenn Miller, HB	1962	Larry Ferguson, HB	1982	Mark Bortz, DT Norm Granger, FB Mike Hufford, TE Brett Miller, OT Bobby Stoops, DB
1892	Allen Sanford, HB	1924	Leland Parkin, QB	1963	Paul Krause, HB Wally Hilgenberg, G	1983	Norm Granger, FB Jon Roehlk, OG Dave Strobel, DE
1893	Lloyd Elliott, FB	1925	Harold Griffen, C	1964	Tony Giacobazzi, E	1984	Owen Gill, RB Jonathan Hayes, TE Paul Hufford, DT Keith Hunter, DB Kevin Spitzig, LB
1894	Prince Sawyer, QB	1926	Paul Smith, E	1965	Karl Noonan, FL	1985	Mike Haight, OT Ronnie Harmon, RB Chuck Long, QB Hap Peterson, NG Larry Station, LB
1895	Kalita Leighton, G	1927	Emerson Nelson, T	1966	Dick Gibbs, DB Dan Hilsabeck, LB	1986	Dave Croston, OT George Davis, LB Jeff Drost, DT Ken Sims, DB Mark Vlasic, QB
1896	Iver Iverson, C	1928	Richard Brown, C	1967	Tony Williams, DB Silas McKinnie, TB	1987	Kerry Burt, DB Quinn Early, WR Mike Flagg, TE Dave Haight, NG J.J. Puk, LB Herb Wester, OT
1897	J. Walker, G	1929	Willis Glassgow, HB	1968	Ed Podolak, TB Steve Wilson, DB	1988	Marv Cook, TE Dave Haight, NG Chuck Hartlieb, QB Bob Kratch, OT Jim Reilly, LB
1898	Samuel Hobbs, FB	1930	Grover Higdon, G	1969	Jon Meskimen, OL Larry Ely, LB	1989	Bill Anderson, OL Richard Bass, FB Jeff Koeppel, DL Tom Poholsky, QB Brad Quast, LB Anthony Wright, DB
1899	Moray Eby, T	1931	Oliver Sansen, FB	1970	Ray Manning, TE Dan McDonald, LB		
1900	John Griffith, FB	1932	Marcus Magnussen, C	1971	Geoff Michelosen, OB Craig Clemons, DB		
1901	Clyde Williams, QB	1933	Tom Moore, C	1972	Craig Darling, OL Dave Harris, TB Dave Simms, LB		
1902	H.S. Hollenbeck, G	1934	Russell Fisher, HB	1973	Dan Dickel, DE Brian Rollins, SE Roger Jerrick, C		
1903	C.H. Coulthard, E	1935	Richard Crayne, FB	1974	Dan McCarney, OG Earl Douthitt, DB		
1904	Nyle Jones, HB	1936	John Hild, HB Ted Osmaloski, C	1975	Andre Jackson, LB Brandt Yocom, TE		
1905	A.E. McGowan, FB	1937	Homer Harris, E	1976	Tom Grine, TE Jim Caldwell, DB		
1906	George Allen, HB	1938	Jack Eicherly, HB	1977	Jim Hilgenberg, C Dean Moore, LB		
1907	R.A. White, E	1939	Erwin Prasse, E	1978	Jon Lazar, FB Tom Rusk, LB Tim Gutshall, LB Dave Becker, DB		
1908	Charles Kirk, FB	1940	Mike Enich, T	1979	Jim Molini, DE Mario Pace, DB Sam Palladino, OT Cedric Shaw, DB Jim Swift, TE		
1909	H.R. Gross, T	1941	William Diehl, C				
1910	M.W. Hyland, E	1943	Robert Liddy, G William Barbour, E				
1911	J.R. Murphy, FB-HB	1952	Bill Fenton, E				
1912	Henry Hanson, G	1953	Andrew Hough, T				
1913	Ralph McGinnis, FB	1954	George Broeder, FB				
1914	A.H. Gunderson, E	1955	Calvin Jones, G				
1915	Irving Barron, T	1956	Richard Deasy, T Donald Suchy, C				
1916	Charles Laun, FB	1957	Jim Gibbons, E				
1917	J.E. Davis, HB	1958	John Nocera, FB				
1918	Ronald Reed, E	1959	Don Norton, E Ray Jauch, HB				
1919	Fred Lohman, FB						
1920	William Kelly, QB						

Year	Name, Position
1990	Greg Aegerter, OL Merton Hanks, DB Jim Johnson, DL Tony Stewart, RB
1991	Rob Baxley, OL John Derby, LB Matt Rodgers, QB Leroy Smith, DE
1992	Mike Devlin, C Bret Bielema, DL
1993	Larry Blue, DE Paul Burmeister, QB Mike Wells, DT
1994	John Hartlieb, LB Harold Jasper, WR Ryan Terry, RB Parker Wildeman, DL
1995	Lloyd Bickham, DL Chris Jackson, DB Matt Purdy, OL Casey Wiegmann, OL
1996	Bill Ennis-Inge, DE Tom Knight, DB Sedrick Shaw, RB Ross Verba, OL
1997	Kerry Cooks, DB Tim Dwight, WR Jon LaFleur, DT Matt Sherman, QB
1998	Michael Burger, FB Jared DeVries, DT Matt Hughes, LB Derek Rose, OL
1999	Matt Bowen, DB Scott Pospisil, DL Randy Reiners, QB Travis Senters, LB Rob Thein, FB
2000	Jason Baker, P A.J. Blazek, OL Anthony Herron, DL Kevin Kasper, WR LeVar Woods, LB

Year	Name, Position
2001	Ladell Betts, RB Aaron Kampman, DL Kyle McCann, QB Derek Pagel, DB Matt Stockdale, DB
2002	Brad Banks, QB Fred Barr, LB Colin Cole, DT Nate Kaeding, PK Bruce Nelson, C
2003	Robert Gallery, OT Howard Hodges, DE Nate Kaeding, PK Fred Russell, RB Bob Sanders, DB
2004	Jonathan Babineaux, DL Matt Roth, DE Ed Hinkel, WR Sean Considine, DB Pete McMahon, OL David Bradley, P
2005	Brian Ferentz, OL Ed Hinkel, WR Marcus Schnoor, RB Chad Greenway, LB Abdul Hodge, LB
2006	Marshal Yanda, OL Mike Elgin, OL Miguel Merrick, DB Mike Klinkenborg, LB Bryan Mattison, DE
2007	Tom Busch, FB Mike Humpal, LB Bryan Mattison, DE Daniel Olszta, OL Albert Young, RB
2008	Rob Bruggeman, OL Shonn Greene, RB Mitch King, DL Matt Kroul, DL Gavin McGrath, LB
2009	Pat Angerer, LB Adrian Clayborn, DE A.J. Edds, LB Tony Moeaki, TE Ricky Stanzi, QB

Year	Name, Position
2010	Adrian Clayborn, DE Brett Greenwood, DB Karl Klug, DT Brett Morse, FB Ricky Stanzi, QB
2011	Mike Daniels, DL Eric Guthrie, P Marvin McNutt, Jr. WR Tyler Nielsen, LB James Vandenberg, QB
2012	James Ferentz, OL Christian Kirksey, LB Mike Meyer, PK James Morris, LB James Vandenberg, QB
2013	Christian Kirksey, LB Casey Kreiter, LS James Morris, LB Brett Van Sloten, OL Mark Weisman, RB
2014	Quinton Alston, LB Brandon Scherff, OL Louis Trinca-Pasat, DL Mark Weisman, RB
2015	C.J. Beathard, QB Austin Blythe, OL Josey Jewell, LB Jordan Lomax, DB Drew Ott, DE
2016	C.J. Beathard, QB LeShun Daniels, RB Josey Jewell, LB Desmond King, DB Ron Coluzzi, P
2017	Joshua Jackson, DB Josey Jewell, LB Nate Stanley, QB Kevin Ward, LB Sean Welsh, OL
2018	Jake Gervase, DB Parker Hesse, DE Keegan Render, OL Nate Stanley, QB
2019	Nate Stanley, QB Geno Stone, DB Brady Ross, FB Kristian Welch, LB Devonte Young, ST
2020	Keith Duncan, K Chauncey Golston, DE Nick Niemann, LB Tyler Linderbaum, OL Mekhi Sargent, RB

1936 NFL Draft

Rd. 1 Dick Crayne, Brooklyn (4th) FB

1938 NFL Draft

Rd. 5 Bob Lawson, Philadelphia

1939 NFL Draft

Rd. 16 Frank Balazs, Green Bay B

1940 NFL Draft

 Rd. 2 Nile Kinnick, Brooklyn HB
 Rd. 9 Erwin Prasse, Detroit E
 Rd. 20 Henry Luebcke, Green Bay OL

1941 NFL Draft

Rd. 10 Mike Enich, Green Bay OL

1942 NFL Draft

 Rd. 3 Bill Green, Green Bay FB
 Rd. 10 Bill Diehl, Detroit OL
 Rd. 20 Al Couppee, Washington B

1943 NFL Draft

 Rd. 2 Tom Farmer, Cleveland RB
 Rd. 8 Bill Parker, Cleveland E
 Rd. 16 Bill Burkett, Brooklyn E

1945 NFL Draft

 Rd. 2 Stan Mohrbacher, Detroit OL
 Rd. 3 Forest Masterson, Chicago Bears C
 Rd. 12 Ben Trickey, Detroit
 Rd. 14 Chuck Uknes, Cleveland
 Rd. 16 Jim Keane, Chicago Bears E
 Rd. 17 Dick Hoerner, Cleveland RB
 Rd. 17 Bruno Niedziela, Chicago Bears T
 Rd. 19 Sam Vacanti, New York Giants
 Rd. 21 Ted Curren, Brooklyn HB

1946 NFL Draft

Rd. 11 Tom Hand, Green Bay

1947 NFL Draft

 Rd. 13 Bob Sullivan, Boston HB
 Rd. 21 Hal Schoener, N.Y. Giants E
 Rd. 22 Jim Smith, Washington QB
 Rd. 29 Herb Schoener, Washington FB/E

1947 AAFC Draft

 Rd. 16 Bruno Niedziela, Chicago Rockets T
 Rd. 17 Bob Sullivan, L.A. Dons HB
 Rd. 20 Russ Benda, Chicago Rockets OL
 Rd. 24 Dave Day, Chicago Rockets OL
 Dick Hoerner, Cleveland FB

1948 NFL Draft

 Rd. 17 Joe Grothus, New York Giants OL
 Rd. 21 Dick Woodward, N.Y. Giants C
 Rd. 25 Jim Shoat, Boston

1948 AAFC Draft

Rd. 9 Lou King, Buffalo QB

1949 NFL Draft

 Rd. 4 Bill Kay, New York Giants OL
 Rd. 11 Jim Cozad, Los Angeles Rams OL
 Rd. 18 Webb Halbert, Chicago Cardinals
 Rd. 25 Ralph Doran, New York Giants HB

1949 AAFC Draft

Rd. 25 Joe Grothus, Baltimore OL

1950 NFL Draft

Rd. 9 Don Winslow, Washington OL

1951 NFL Draft

 Rd. 25 Glenn Drahm, Philadelphia QB
 Rd. 30 Jerry Faske, San Francisco

1952 NFL Draft

 Rd. 7 Bill Reichardt, Green Bay RB
 Rd. 8 Hubert Johnson, Washington

1954 NFL Draft

 Rd. 4 Jerry Hilgenberg, Cleveland OL
 Rd. 12 Don Chelf, Baltimore G
 Rd. 14 Jim Head, Cleveland
 Rd. 16 Dusty Rice, New York Giants HB

1955 NFL Draft

 Rd. 3 John Hall, Cleveland T
 Rd. 16 Don Suchy, Cleveland OL
 Rd. 20 Lou Matykiewicz, Pittsburgh LB
 Rd. 29 Dick Klein, Chicago Bears T

1956 NFL Draft

 Rd. 4 Jerry Reichow, Detroit QB
 Rd. 5 Jim Freeman, L.A. Rams E
 Rd. 9 Cal Jones, Detroit OL
 Rd. 6 Eddie Vincent, L.A. Rams HB
 Rd. 12 Roger Swedberg, San Francisco OL

1957 NFL Draft

 Rd. 7 Frank Gilliam, Green Bay E
 Rd. 10 Don Dobrino, Washington HB
 Rd. 16 John Nocera, Philadelphia LB
 Rd. 19 Ken Ploen, Cleveland QB

1958 NFL Draft

 Rd. 1 Alex Karras, Detroit (10th) DT
 Rd. 4 Frank Rigney, Philadelphia T
 Rd. 5 Jim Gibbons, Cleveland E
 Rd. 14 Bill Lapham, Philadelphia C
 Rd. 17 Bill VanBuren, Philadelphia OL
 Rd. 18 John Burroughs, Philadelphia T
 Rd. 26 Frank Bloomquist, Washington OL

1959 NFL Draft

 Rd. 1 Randy Duncan, Green Bay (1st) QB
 Rd. 6 Mac Lewis, Chicago Cardinals OT
 Rd. 7 Mitch Ogiego, Washington QB
 Rd. 28 Fred Long, Baltimore FB

1960 NFL Draft

 Rd. 2 Bob Jeter, Green Bay DB/HB
 Rd. 3 Curt Merz, Philadelphia E
 Rd. 5 Don Norton, Philadelphia E
 Rd. 18 Charley Lee, Pittsburgh T
 Rd. 19 Bob Hain, Philadelphia OL

1960 AFL Draft

 1st pick Bob Hain, L.A. Chargers OL
 1st pick Don Horn, L.A. Chargers FB
 1st pick Ray Jauch, Buffalo HB
 1st pick Bob Jeter, L.A. Chargers DB/HB
 1st pick Curt Merz, New York Titans E
 1st pick Don Norton, Minneapolis E
 1st pick Olen Treadway, Denver QB

1961 NFL Draft

 Rd. 14 Willie Fleming, Philadelphia HB
 Rd. 19 Bernie Wyatt, Pittsburgh HB
 Exp. Bill Lapham, Minnesota C

1961 AFL Draft

Rd. 10 Charley Lee, Houston T

1962 NFL Draft

 Rd. 4 Larry Ferguson, Detroit RB
 Rd. 7 Sherwyn Thorson, L.A. Rams OL
 Rd. 9 Wilburn Hollis, St. Louis QB
 Rd. 13 Bill Whisler, San Francisco E

1962 AFL Draft

 Rd. 3 Sherwyn Thorson, Boston OL
 Rd. 6 Al Hinton, Dallas Texans T
 Rd. 13 Wilburn Hollis, New York Titans QB
 Rd. 17 Larry Ferguson, Oakland HB
 Rd. 23 Bill VanBuren, Houston C
 Rd. 32 Bernie Wyatt, Houston HB

1963 NFL Draft

 Rd. 10 Earl McQuiston, Green Bay OL
 Rd. 12 Bill Perkins, Dallas Cowboys FB/E
 Rd. 14 Joe Williams, New York Giants FB
 Rd. 15 Matt Szykowny, Pittsburgh QB

1964 NFL Draft

 Rd. 2 Paul Krause, Washington DB
 Rd. 4 Wally Hilgenberg LB
 Rd. 4 Mike Reilly, Chicago Bears LB
 Rd. 12 Bob Sherman, Pittsburgh B
 Rd. 13 Cloyd Webb, Chicago Bears DE
 Rd. 17 Gus Kasapis, Chicago Bears T

NOTE: Players selected in the first round of the NFL Draft have the number of their selection included.

1964 AFL Draft

Rd. 5	Mike Reilly, Buffalo	LB
Rd. 8	Wally Hilgenberg, Denver	LB
Rd. 11	Cloyd Webb, Buffalo	DE
Rd. 12	Paul Krause, Denver	DB

1965 NFL Draft

Rd. 20	Tony Giacobazzi, St. Louis	E
--------	----------------------------	---

1966 NFL Draft

Rd. 1	John Niland, Dallas (5th)	OG
Rd. 3	Al Randolph, San Francisco	DB
Rd. 3	Dave Long, St. Louis	DE
Rd. 4	Gary Snook, St. Louis	QB
Rd. 5	Bill Briggs, New York Giants	DE
Rd. 11	Cliff Wilder, New York Giants	E
Exp.	Dave Recher, Atlanta	C
Exp.	Bob Sherman, Atlanta	B

1966 AFL Draft

Rd. 6	Dave Long, Houston	DE
Rd. 13	John Niland, Oakland	OG

1966 AFL Redshirt Draft

Rd. 6	Joe Beauchamp, San Diego	
-------	--------------------------	--

1967 NFL/AFL Draft

Rd. 7	Bob Ziolkowski, Green Bay	T
Rd. 13	Rich Gibbs, San Francisco	DB

1969 NFL/AFL Draft

Rd. 2	Ed Podolak, Kansas City	RB
Rd. 14	Al Bream, Kansas City	WR

1970 NFL Draft

Rd. 4	Paul Laaveg, Washington	OL
Rd. 6	Mike Cilek, Cleveland	QB
Rd. 13	Rich Stepanek, Atlanta	OL
Rd. 16	Larry Ely, Cincinnati	LB

1971 NFL Draft

Rd. 6	Kerry Reardon, Kansas City	DB
Rd. 9	Tim Sullivan, Minnesota	FB
Rd. 10	Layne McDowell, Boston	OL

1972 NFL Draft

Rd. 1	Craig Clemons, Chicago (12th)	DB
Rd. 6	Charles Bolden, Dallas	DB
Rd. 9	Larry Horton, Chicago	DT

1973 NFL Draft

Rd. 7	John Muller, Green Bay	OL
Rd. 8	Craig Darling, Minnesota	OL
Rd. 8	Bill Windauer, Baltimore	DT
Rd. 15	Charles Cross, Pittsburgh	DB

1974 NFL Draft

Rd. 7	Dan Dickel, Baltimore	LB
-------	-----------------------	----

1975 NFL Draft

Rd. 7	Earl Douthitt, Chicago	DB
-------	------------------------	----

1976 NFL Draft

Rd. 1	Rod Walters, Kansas City (14th)	OL
Rd. 2	Joe Devlin, Buffalo	OL
Rd. 2	Jim Jensen, Dallas	RB
Rd. 7	Rod Wellington, Kansas City	RB
Rd. 9	Warren Peiffer, New Orleans	DT
Exp.	Earl Douthitt, Tampa Bay	DB
Exp.	Larry Ely, Tampa Bay	LB

1978 NFL Draft

Rd. 9	Dean Moore, San Francisco	LB
Rd. 10	Barry Tomasetti, Dallas	DL

1979 NFL Draft

Rd. 9	Tom Rusk, New York Giants	LB
Rd. 12	Dave Becker, Chicago	DB

1980 NFL Draft

Rd. 9	Dennis Mosley, Minnesota	RB
Rd. 9	Jim Swift, Seattle	TE

1981 NFL Draft

Rd. 2	John Harty, San Francisco	DL
Rd. 11	Keith Chappelle, Atlanta	WR
Rd. 11	Matt Petrzelka, San Diego	OL

1982 NFL Draft

Rd. 1	Ron Hallstrom, Green Bay (22nd)	OL
Rd. 2	Andre Tippett, New England	LB

1983 NFL Draft

Rd. 5	Brett Miller, Atlanta	OL
Rd. 6	Reggie Roby, Miami	P
Rd. 8	Mark Bortz, Chicago	OL

1984 NFL Draft

Rd. 1	John Alt, Kansas City (21st)	OL
Rd. 4	Joel Hilgenberg, New Orleans	OL
Rd. 5	Norm Granger, Dallas	FB
Rd. 6	Joe Levelis, Dallas	OL
Rd. 10	Dave Moritz, San Francisco	SE

1985 NFL Draft

Rd. 2	Owen Gill, Seattle	FB
Rd. 2	Jon Hayes, Kansas City	TE
Rd. 3	George Little, Miami	DL
Rd. 8	Dave Strobel, Cincinnati	DE

1986 NFL Draft

Rd. 1	Chuck Long, Detroit (12th)	QB
Rd. 1	Ronnie Harmon, Buffalo (16th)	RB
Rd. 1	Mike Haight, New York Jets (22nd)	OL
Rd. 4	Devon Mitchell, Detroit	DB
Rd. 11	Larry Station, Pittsburgh	LB

1987 NFL Draft

Rd. 3	Dave Croston, Green Bay	OL
Rd. 3	Chris Gambol, Indianapolis	OL
Rd. 4	Mark Vlasic, San Diego	QB
Rd. 8	Jeff Drost, Green Bay	DL

1988 NFL Draft

Rd. 3	Quinn Early, San Diego	WR
Rd. 4	Kevin Harmon, Seattle	RB
Rd. 5	Herb Wester, Cincinnati	OL
Rd. 10	Joe Schuster, Philadelphia	DL

1989 NFL Draft

Rd. 3	Marv Cook, New England	TE
Rd. 3	Bob Kratch, New York Giants	OL
Rd. 3	Joe Mott, New York Jets	LB
Rd. 12	Chuck Hartlieb, Houston	QB

1990 NFL Draft

Rd. 7	Bill Anderson, Chicago	OL
Rd. 10	Brad Quast, New York Jets	LB

1991 NFL Draft

Rd. 2	Nick Bell, LA Raiders	RB
Rd. 5	Merton Hanks, San Francisco	DB
Rd. 10	Michael Titley, Miami	TE
Rd. 11	Tony Stewart, Seattle	RB

1992 NFL Draft

Rd. 7	Ron Geater, Denver	DL
Rd. 8	Mike Saunders, Pittsburgh	RB
Rd. 11	Rob Baxley, Phoenix	OL
Rd. 12	Matt Rodgers, Buffalo	QB

1993 NFL Draft

Rd. 5	Mike Devlin, Buffalo	OL
Rd. 6	Scott Davis, New York Giants	OL
Rd. 7	Danan Hughes, Kansas City	WR

1994 NFL Draft

Rd. 4	Mike Wells, Minnesota	DL
-------	-----------------------	----

1995 NFL Draft

Rd. 6	Fritz Fequiere, Denver	OL
-------	------------------------	----

1996 NFL Draft

Rd. 3	Scott Slutzker, Indianapolis	TE
-------	------------------------------	----

1997 NFL Draft

Rd. 1	Tom Knight, Arizona (9th)	DB
Rd. 1	Ross Verba, Green Bay (30th)	OL
Rd. 3	Sedrick Shaw, New England	RB
Rd. 4	Damien Robinson, Philadelphia	DB

1998 NFL Draft

Rd. 3	Mike Goff, Cincinnati	OL
Rd. 4	Tavian Banks, Jacksonville	RB
Rd. 4	Tim Dwight, Atlanta	WR
Rd. 5	Kerry Cooks, Minnesota	DB

Exp. -- expansion selections

1999 NFL Draft

Rd. 3	Jared DeVries, Detroit	DL
Rd. 6	Eric Thigpen, Atlanta	DB

2000 NFL Draft

Rd. 5	Austin Wheatley, New Orleans	TE
Rd. 6	Matt Bowen, St. Louis	DB

2001 NFL Draft

Rd. 6	Kevin Kasper, Denver	WR
-------	----------------------	----

2002 NFL Draft

Rd. 2	Ladell Betts, Washington	RB
Rd. 5	Aaron Kampman, Green Bay	DL
Rd. 6	Kahlil Hill, Atlanta	WR

2003 NFL Draft

Rd. 1	Dallas Clark, Indianapolis (24th)	TE
Rd. 2	Eric Steinbach, Cincinnati	OL
Rd. 2	Bruce Nelson, Carolina	C
Rd. 5	Derek Pagel, New York Jets	DB
Rd. 5	Ben Sobieski, Buffalo	OL

2004 NFL Draft

Rd. 1	Robert Gallery, Oakland (2nd)	OL
Rd. 2	Bob Sanders, Indianapolis	DB
Rd. 3	Nate Kaeding, San Diego	PK
Rd. 7	Jared Clauss, Tennessee	DL
Rd. 7	Erik Jensen, St. Louis	TE

2005 NFL Draft

Rd. 2	Matt Roth, Miami	DE
Rd. 2	Jonathan Babineaux, Atlanta	DL
Rd. 4	Sean Considine, Philadelphia	DB
Rd. 6	Tony Jackson, Seattle	TE
Rd. 6	Pete McMahon, Oakland	OL

2006 NFL Draft

Rd. 1	Chad Greenway, Minnesota (17th)	LB
Rd. 3	Abdul Hodge, Green Bay	LB

2007 NFL Draft

Rd. 3	Marshal Yanda, Baltimore	OL
Rd. 4	Scott Chandler, San Diego	TE
Rd. 7	Mike Elgin, New England	OL

2008 NFL Draft

Rd. 3	Charles Godfrey, Carolina	DB
Rd. 4	Ken Iwebema, Arizona	DE
Rd. 6	Mike Humpal, Pittsburgh	LB

2009 NFL Draft

Rd. 3	Shonn Greene, New York Jets	RB
Rd. 3	Bradley Fletcher, St. Louis	DB
Rd. 4	Seth Olsen, Denver	OL
Rd. 6	Brandon Myers, Oakland	TE

2010 NFL Draft

Rd. 1	Bryan Bulaga, Green Bay (23rd)	OL
Rd. 2	Pat Angerer, Indianapolis	LB
Rd. 3	Amari Spivey, Detroit	DB
Rd. 3	Tony Moeaki, Kansas City	TE
Rd. 4	A.J. Edds, Miami	LB
Rd. 6	Kyle Calloway, Buffalo	OL

2011 NFL Draft

Rd. 1	Adrian Clayborn, Tampa Bay (20th)	DE
Rd. 4	Christian Ballard, Minnesota	DL
Rd. 5	Ricky Stanzi, Kansas City	QB
Rd. 5	Karl Klug, Tennessee	DL
Rd. 5	Julian Vandervelde, Philadelphia	OL
Rd. 6	Tyler Sash, New York Giants	DB

2012 NFL Draft

Rd. 1	Riley Reiff, Detroit (23rd)	OL
Rd. 4	Mike Daniels, Green Bay	DL
Rd. 5	Adam Gettis, Washington	OL
Rd. 5	Shaun Prater, Cincinnati	DB
Rd. 6	Marvin McNutt, Jr., Philadelphia	WR
Rd. 7	Jordan Bernstine, Washington	DB

2013 NFL Draft

Rd. 5	Micah Hyde, Green Bay	DB
-------	-----------------------	----

2014 NFL Draft

Rd. 3	C.J. Fiedorowicz, Houston	TE
Rd. 3	Christian Kirksey, Cleveland	LB
Rd. 4	Anthony Hitchens, Dallas	LB

2015 NFL Draft

Rd. 1	Brandon Scherff, Washington (5th)	OL
Rd. 3	Carl Davis, Baltimore	DL
Rd. 4	Andrew Donnal, St. Louis	OL

2016 NFL Draft

Rd. 7	Austin Blythe, Indianapolis	OL
-------	-----------------------------	----

2017 NFL Draft

Rd. 3	C.J. Beathard, San Francisco	QB
Rd. 4	Jaleel Johnson, Minnesota	DL
Rd. 5	George Kittle, San Francisco	TE
Rd. 5	Desmond King, LA Chargers	DB

2018 NFL Draft

Rd. 2	James Daniels, Chicago	OL
Rd. 2	Joshua Jackson, Green Bay	DB
Rd. 4	Josey Jewell, Denver	LB

2019 NFL Draft

Rd. 1	T.J. Hockenson, Detroit (8th)	TE
Rd. 1	Noah Fant, Denver (20th)	TE
Rd. 4	Anthony Nelson, Tampa Bay	DE
Rd. 4	Amani Hooker, Tennessee	DB

2020 NFL Draft

Rd. 1	Tristan Wirfs, Tampa Bay (13th)	OL
Rd. 2	A.J. Epenesa, Buffalo	DE
Rd. 3	Michael Ojemudia, Denver	DB
Rd. 7	Geno Stone, Baltimore	DB
Rd. 7	Nate Stanley, Minnesota	QB

2021 NFL Draft

Rd. 3	Chauncey Golston, Dallas	DE
Rd. 5	Ihmir Smith-Marsette, Minnesota	WR
Rd. 5	Daviyon Nixon, Carolina	DL
Rd. 6	Nick Niemann, LA Chargers	LB

Exp. -- expansion selections

Iowa Draft Selections Under Kirk Ferentz (79)
By Position

Offensive Line:	18
Tight End:	11
Quarterback:	3
Wide Receiver:	4
Running Back:	2
Defensive Backs:	16
Defensive Line:	15
Linebackers:	9
Kickers:	1
Total	79

By Round

First Round:	10
Second Round:	10
Third Round:	14
Fourth Round:	13
Fifth Round:	14
Sixth Round:	11
Seventh Round:	7
Total	79

Hawkeyes in the NFL (as of June, 2021)

Player	Pos.	Current Team	NFL Service
C.J. Beathard	QB	Jacksonville Jaguars	4 years
Austin Blythe	OL	Kansas City Chiefs	5 years
Ike Boettger	OL	Buffalo Bills	3 years
Bryan Bulaga	OL	Los Angeles Chargers	12 years
James Daniels	OL	Chicago Bears	3 years
Mike Daniels	DL	Cincinnati Bengals	10 years
Carl Davis	DL	New England Patriots	7 years
A.J. Epenesa	DE	Buffalo Bills	1 year
Noah Fant	TE	Denver Broncos	2 years
James Ferentz	OL	New England Patriots	8 years
Jake Gervase	DB	Los Angeles Rams	2 years
Chauncey Golston	DE	Dallas Cowboys	1st year
Parker Hesse	TE	Atlanta Falcons	2 years
Anthony Hitchens	LB	Kansas City Chiefs	7 years
T.J. Hockenson	TE	Detroit Lions	2 years
Amani Hooker	DB	Tennessee Titans	2 years
Micah Hyde	DB	Buffalo Bills	9 years
Josh Jackson	DB	Green Bay Packers	3 years
Josey Jewell	LB	Denver Broncos	3 years
Jaleel Johnson	DL	Houston Texans	4 years
Desmond King	DB	Houston Texans	4 years
Christian Kirksey	LB	Houston Texans	7 years
George Kittle	TE	San Francisco 49'ers	4 years
Casey Kreiter	LS	New York Giants	6 years
Cedrick Lattimore	DL	Seattle Seahawks	1 year
Greg Mabin	DB	Tennessee Titans	4 years
Anthony Nelson	DE	Tampa Bay Buccaneers	2 years
Matt Nelson	OL	Detroit Lions	2 years
Ben Niemann	LB	Kansas City Chiefs	3 years
Nick Niemann	LB	Los Angeles Chargers	1st year
Daviyon Nixon	DL	Carolina Panthers	1st year
Michael Ojemudia	DB	Denver Broncos	1 year
Riley Reiff	OL	Cincinnati Bengals	10 years
Brandon Scherff	OL	Washington Football Club	7 years
Ihmir Smith-Marsette	WR	Minnesota Vikings	1st year
Nate Stanley	QB	Minnesota Vikings	1 year
Geno Stone	DB	Baltimore Ravens	1 year
Kristian Welch	LB	Baltimore Ravens	1 year
Nate Wieting	TE	New York Giants	1 year
Tristan Wirfs	OL	Tampa Bay Buccaneers	1 year

Free Agents

Player	Pos.	Current Team	NFL Service
Cole Banwart	OL	Tennessee Titans	1st year
Shaun Beyer	TE	Denver Broncos	1st year
Adrian Clayborn	DE	Cleveland Browns	11 years
Coy Cronk	OL	Green Bay Packers	1st year
Jack Heflin	DL	Green Bay Packers	1st year
Alaric Jackson	OL	Los Angeles Rams	1st year
Ross Reynolds	OL	New England Patriots	2 years
Brandon Smith	WR	Dallas Cowboys	1st year
Mekhi Sargent	RB	Tennessee Titans	1st year
Barrington Wade	LB	Baltimore Ravens	1st year

Hawkeyes in the Canadian Football League

Player	Pos.	Current Team	CFL Service
James Butler	RB	British Columbia	2 years
Nolan MacMillan	OL	Ottawa	7 years
Tevaun Smith	WR	Edmonton	3 years

Name	Pos.	Teams	Years
Sam Aiello	OL	Bears	2004
John Alt	OL	Chiefs	1984-96
Jeremy Allen	FB	Vikings	2002-03
Pat Angerer	LB	Colts	2010-13
Jonathan Babineaux	DL	Falcons	2005-16
Frank Balaz	B	Packers	1939-41
Jason Baker	P	49ers, Chiefs, Colts, Panthers	2001-11
Christian Ballard	DL	Vikings	2011-12
Tavian Banks	RB	Jaguars, Saints	1998-2000; 2003
Rob Baxley	OL	Cardinals	1992-93
Rick Bayless	RB	Vikings	1989
*C.J. Beathard	QB	49ers, Jaguars	2017-
Dave Becker	DB	Bears	1980
Les Belding	E	Rock Island	1925
Nick Bell	RB	Raiders	1991-93
Jordan Bernstine	DB	Redskins	2012
Ladell Betts	RB	Redskins, Saints	2002-11
*Austin Blythe	OL	Colts, Rams, Chiefs	2016-
*Ike Boettger	OL	Bills	2018-
Conor Boffeli	OL	Bears, Browns	2014-15
Mark Bortz	OL	Bears	1983-94
Matt Bowen	DB	Rams, Packers, Redskins, Bills	2000-06
Harold Bradley	G	Browns, Eagles	1954-58
Bill Briggs	DE	Redskins	1966-67
Andy Brodell	WR	Packers	2009
Maurice Brown	WR	Saints	2004
Rob Bruggeman	OL	Buccaneers, Falcons, Chiefs	2009-11
*Bryan Bulaga	OL	Packers, Chargers	2010-
James Butler	RB	Raiders	2018
Kyle Calloway	OL	Bills	2010
Greg Castillo	DB	Chiefs	2013
Edgar Cervantes	FB	Giants	2004
Nathan Chandler	QB	Bills	2004
Scott Chandler	TE	Chargers, Cowboys, Bills, Patriots	2007-15
Don Chelf	G	Bills	1960-61
Dallas Clark	TE	Colts, Buccaneers, Ravens	2003-13
Jared Claus	DL	Titans	2004-06
*Adrian Clayborn	DE	Buccaneers, Falcons, Patriots, Browns	2011-
Craig Clemons	DB	Bears	1972-77
Colin Cole	DT	Vikings, Packers, Seahawks, Panthers	2003-11; 13-15
Sean Considine	DB	Eagles, Jaguars, Ravens	2005-12
Marv Cook	TE	Patriots, Bears, Rams	1989-95
Kerry Cooks	DB	Vikings, Packers, Seahawks	1998-2001
Al Couppee	B	Redskins	1946
Dick Crayne	FB	Brooklyn	1936-37
Cole Croston	OL	Patriots	2017-19
Dave Croston	OL	Packers	1987-89
LeShun Daniels, Jr.	RB	Redskins	2017
*James Daniels	OL	Bears	2018-
*Mike Daniels	DL	Packers, Lions, Bengals	2012-
*Carl Davis	DL	Ravens, Browns, Colts, Jaguars, Patriots	2015-
Keenan Davis	WR	Browns, Dolphins	2013
Scott Davis	OL	Giants	1993-97
John Derby	LB	Lions	1992-93
Joe Devlin	OL	Bills	1976-89
Mike Devlin	OL	Bills, Cardinals	1993-99
Jared DeVries	DL	Lions	1999-2010
Dan Dickel	LB	Colts, Lions	1974-78
Ryan Donahue	P	Lions	2011

Name	Pos.	Teams	Years
Andrew Donnal	OL	Rams, Ravens, Lions, Dolphins, Colts	2015-19
Earl Douthitt	DB	Bears	1975
Jeff Drost	DL	Packers	1987-88
Randy Duncan	QB	Cowboys	1961
Tim Dwight	WR	Falcons, Chargers, Patriots, Jets	1998-2006
*Nick Easley	WR	Bills	2019-
Quinn Early	WR	Chargers, Saints, Bills, Jets	1988-98
A.J. Edds	LB	Dolphins, Colts, Patriots, Jets	2010-2012; 14
Mike Elgin	OL	Patriots, Colts	2007-08
Harold Ely	G	Bears	1932
Larry Ely	LB	Bengals, Bears	1970-71, 75
*A.J. Epenesa	DE	Bills	2020-
Dick Evans	E	Packers	1940, 43
*Noah Fant	TE	Broncos	2019-
Tom Farmer	RB	Rams, Redskins	1946-48
Shipleigh Farroh	G	Steelers	1938
Brian Ferentz	OL	Falcons	2007
*James Ferentz	OL	Texans, Broncos, Patriots	2014-
Larry Ferguson	RB	Lions	1963
C.J. Fiedorowicz	TE	Texans	2014-17
Darrell Fisher	HB	Buffalo	1925
Bill Fleckenstein	G	Bears	1925-30
Zeron Flemister	TE	Redskins, Patriots, Raiders	2000-05
Bradley Fletcher	DB	Rams, Eagles	2009-15
Bob Fosdick	G	Minneapolis, Rock Island	1923-24
Wes Fry	RB	New York Yankees	1927
Nick Gallery	P	Jets	1997-98
Robert Gallery	OL	Raiders, Seahawks	2004-11
Chris Gambol	OL	Colts, Chargers, Lions, Patriots	1987-91
Ron Geater	DL	Broncos	1992
*Jake Gervase	DB	Rams	2019-
Adam Gettis	OL	Giants, Redskins, Steelers, Buccaneers, Falcons	2012-18
Bill Glasgow	HB	Portsmouth, Chicago Cardinals	1931
Jim Gibbons	E	Lions	1958-68
Damon Gibson	WR	Bengals, Browns	1998-99
Owen Gill	FB	Seahawks, Rams, Buccaneers	1985-87
Charles Godfrey	DB	Falcons, Panthers	2008-15
Mike Goff	OL	Bengals, Chargers, Chiefs	1998-2009
*Chauncey Golston	DE	Cowboys	2021-
Norm Granger	FB	Cowboys	1984
Shonn Greene	RB	Jets, Titans	2009-14
Chad Greenway	LB	Vikings	2006-16
Glen Greenwood	HB	Bears	1924
Harold Griffen	C	Packers	1928
Lorin Haggerty	FB	Brooklyn	1930
Mike Haight	OL	Jets, Redskins	1986-92
John Hall	T	Giants	1955
Ron Hallstrom	OL	Packers, Eagles	1982-93
Merton Hanks	DB	49ers, Seahawks	1991-99
Kevin Harmon	RB	Seahawks, Chiefs	1988-89
Ronnie Harmon	RB	Bills, Chargers, Oilers	1986-97
Chuck Hartlieb	QB	Oilers	1989
John Harty	DL	49ers	1981-86
Jonathan Hayes	TE	Chiefs, Steelers	1985-96
John Heidt	C	Columbus	1923, 26
Anthony Herron	DL	Lions	2001-03
Brad Herman	TE	Patriots	2012
*Parker Hesse	TE	Titans	2019-
Jay Hilgenberg	OL	Bears, Browns, Saints	1981-93

Name	Pos.	Teams	Years
Joel Hilgenberg	OL	Saints	1984-93
Wally Hilgenberg	LB	Lion, Vikings	1964-79
Kahlil Hill	WR	Falcons, Seahawks	2002-03
Ed Hinkel	WR	Colts	2006
*Anthony Hitchens	LB	Cowboys, Chiefs	2014-
Abdul Hodge	LB	Packers, Bengals, Panthers	2006-10
*T.J. Hockenson	TE	Lions	2019-
Howard Hodges	DE	Chargers	2004-06
Dick Hoerner	RB	Rams	1947-51
*Amani Hooker	DB	Titans	2019-
Larry Horton	DT	Bears	1972-73
Danan Hughes	WR	Chiefs, Saints	1993-98
Mike Humpal	LB	Steelers	2008
Jeremiha Hunter	LB	Saints	2011
*Micah Hyde	DB	Packers, Bills	2013-
Ken Iwebema	DE	Cardinals	2008-11
Tony Jackson	TE	Seahawks, Giants	2005-06
Erik Jensen	TE	Rams, Steelers	2004-05
Ernie Jensen	T	Cleveland	1931
Jim Jensen	RB	Cowboys, Broncos, Packers	1976-77, 79-82
Leo Jenvold	QB	Bears	1931
Bob Jeter	DB	Packers, Bears	1963-73
D.J. Johnson	DB	Jets	2004-06
*Josh Jackson	DB	Packers	2017-
*Josey Jewell	LB	Broncos	2018-
*Jaleel Johnson	DL	Vikings, Texans	2018-
C.J. Jones	WR	Browns, Seahawks, Bengals, Broncos	2003-09
Mike Jones	OL	Chargers, Bears	2007, 08
Max Kadesky	E	Rock Island	1923
Nate Kaeding	PK	Chargers	2004-12
Aaron Kampman	DL	Packers, Jaguars	2002-11
Alex Karras	DT	Lions	1958-70
Kevin Kasper	WR	Broncos, Cardinals, Patriots, Seahawks	2001-07
Jim Keane	E	Bears, Packers	1946-52
Matt Kelsh	E	Brooklyn	1930
*Desmond King	DB	Chargers, Titans, Texans	2017-
Mitch King	DL	Titans, Colts, Saints	2009-11
*Christian Kirksey	LB	Browns, Packers, Texans	2014-
*George Kittle	TE	49ers	2017-
Dick Klein	T	Bears, Steelers, Patriots, Raiders	1958-64
Karl Klug	DL	Titans	2011-17
Tom Knight	DB	Cardinals, Patriots, Ravens	1997-2003
Marshall Koehn	PK	Bengals, Giants	2017-18
Bob Kratch	OL	Giants, Patriots	1989-96
Paul Krause	DB	Redskins, Vikings	1964-80
*Casey Kreiter	LS	Broncos, Giants	2016-
Henry Krieger Coble	TE	Broncos, Colts, Rams	2016-18
Matt Kroul	DL/OL	Jets	2009-11
Paul Laaveg	OS	Redskins	1970-75
Bill Lapham	C	Eagles, Vikings	1960-61
*Cedrick Lattimore	DL	Seahawks	2020-
Larry Lawrence	QB	Raiders, Buccaneers	1974-76
Joe Laws	QB	Packers	1934-45
George Lewis	LB	Dolphins	2005
Mac Lewis	OT	Bears	1958
George Little	DL	Dolphins	1985-88
Chuck Long	QB	Lions, Rams	1986-94
Dave Long	DE	Cardinals, Saints	1966-72
Tyler Luebke	DL	Redskins	2005

Name	Pos.	Teams	Years
*Greg Mabin	DB	Bills, 49ers, Bengals, Jaguars, Titans	2017-
Forest Masterson	C	Bears	1945
Gus Mastrogny	E	Bears	1931
Bryan Mattison	DE/OL	Jets, Ravens, Rams, Chiefs	2008-12
Riley McCarron	WR	Patriots	2017-18
Jeremy McKinney	OL	Rams, Browns, Texans, Cowboys	1998-02
Pete McMahon	OL	Raiders, Browns	2005-06
Marvin McNutt, Jr.	WR	Eagles, Dolphins, Panthers, Redskins	2012-14
Miguel Merrick	DB	Chargers	2007
Bus Mertes	B	Bears, Dons, Colts, Giants	1945-50
Curt Merz	E	Texans, Chiefs	1962-68
Ed Miles	LB	Dolphins, Falcons	2007-08
Brett Miller	OL	Falcons, Chargers, Jets	1983-93
Jim Miller	G	Falcons	1971-72, 74
Paul Minnick	G	Packers	1928-29
Devon Mitchell	DB	Lions	1986-89
Charlie Mockmore	G	Rock Island	1920
Tony Moeaki	TE	Chiefs, Bills, Seahawks, Falcons, Bears	2010-16
Dean Moore	LB	49ers	1978
James Morris	LB	Patriots, Giants, Cowboys	2014-16
Joe Mott	LB	Jets, 49ers	1989-93
Brandon Myers	TE	Raiders, Giants, Buccaneers	2009-16
Denny Myers	T	Bears	1931
*Anthony Nelson	DE	Buccaneers	2019-
*Matt Nelson	OL	Lions	2019-
Bruce Nelson	C	Panthers	2003-05
Don Nelson	G	Brooklyn	1937
Bruno Niedziela	T	Chicago Rockets (AAFC)	1947
*Ben Niemann	LB	Chiefs	2018-
*Nick Niemann	LB	Chargers	2021-
John Niland	OG	Cowboys, Eagles	1966-76
Jerry Niles	B	Giants	1946-47
*Daviyon Nixon	DL	Panthers	2021-
John Nocera	LB	Eagles, Broncos	1959-63
Karl Noonan	E	Dolphins	1966-72
Don Norton	E	Chargers	1960-66
Jay Norvell	LB	Bears	1986-88
*Michael Ojemudia	DB	Broncos	2020-
Seth Olsen	OL	Broncos, Vikings, Colts	2009-12
Forrest Olson	G	New York Yankees	1927
Glenn Olson	HB	Cleveland	1940
Lowell Otte	E	Buffalo	1927
Derek Pagel	DB	Jets	2003-05
Oran Pape	B	Packers, Redskins, Eagles	1930, 32-33
Marcus Paschal	DB	Eagles, Falcons, Ravens	2007-11
Warren Peiffer	DT	Saints, Raiders	1976-77
Bill Perkins	FB	Jets	1963
Carl Pignatelli	FB	Cleveland	1931
Ed Podolak	RB	Chiefs	1969-77
David Porter	OL	Packers, Bills	2003-04
Scott Pospisil	DL	Chargers	2002-03
Shaun Prater	DB	Bengals, Eagles, Vikings, Cardinals	2012-16
Ken Price	LB	Patriots	1971
Derek Price	TE	Lions	1996
Alvin Randolph	DB	49ers, Packers, Bengals, Vikings, Lions, Bills	1966-74
Kerry Reardon	DB	Chiefs	1971-76
Dave Recher	C	Eagles	1965-68
Bill Reichardt	RB	Packers	1952

Name	Pos.	Teams	Years
Jerry Reichow	QB	Lions, Eagles, Vikings	1956-64
Mike Reilly	LB	Bears, Vikings	1964-69
*Riley Reiff	OL	Lions, Vikings, Bengals	2012-
Allen Reisner	TE	Jaguars, Ravens, Vikings	2011-16
*Ross Reynolds	OL	49ers, Patriots	2019-
Fred Roberts	T	Portsmouth	1930-32
Damien Robinson	DB	Buccaneers, Jets, Seahawks	1997-2004
Derreck Robinson	DL	Chargers, Dolphins, Cowboys, Browns	2005-10
Reggie Roby	P	Dolphins, Redskins, Buccaneers, Oilers, 49ers	1983-98
Matt Rodgers	QB	Bills	1992-93
George Rogge	E	Chicago Cardinals, St. Louis	1931-34
Matt Roth	DE	Dolphins, Browns	2005-11
Eric Rothwell	OL	Chiefs	2004
Fred Russell	RB	Dolphins, Bears, Rams	2004-06
Bob Sanders	DB	Colts, Chargers	2004-10
Ollie Sansen	FB	Brooklyn	1932-35
Tyler Sash	DB	Giants	2011-12
Francis Schammel	G	Packers	1937
*Brandon Scherff	OL	Washington	2015-
Vin Schleusner	T	Portsmouth	1930-31
Herm Schneidman	B	Packers	1935-39
Joe Schuster	DL	Eagles	1988-89
Sedrick Shaw	RB	Patriots, Browns	1997-99
Bob Sherman	B	Steelers	1964-65
Hal Schoener	E	49ers	1948-50
Herb Schoener	E	Redskins	1948-49
Fred Slater	T	Milwaukee, Rock Island, Chicago Cardinals	1922-31
Scott Slutzker	TE	Colts, Saints	1996-99
Bob Smith	B	Lions	1949-54
Tevaun Smith	WR	Colts, Jaguars	2016-18
*Ihmir Smith-Marsette	WR	Vikings	2021-
Ben Sobieski	OL	Bills, 49ers	2003-05
Clinton Solomon	WR	Rams	2006-07
Amari Spivey	DB	Lions	2010-12
*Nate Stanley	QB	Vikings	2020-

Name	Pos.	Teams	Years
Ricky Stanzi	QB	Chiefs, Jaguars, Giants, Lions, Browns	2011-15
Larry Station	LB	Steelers	1986
Grant Steen	OLB	Patriots	2004
Eric Steinbach	OL	Bengals, Browns	2003-11
*Geno Stone	DB	Ravens, Texans	2020-
Bob Sullivan	HB	Pittsburgh, Brooklyn	1947-48
Jeff Tarpinian	LB	Patriots, Texans	2011-14
Drew Tate	QB	Rams	2007
Ryan Terry	RB	Cardinals	1995
George Thompson	G	Rock Island	1923-25
Andre Tippett	LB	Patriots	1982-93
Matt Tobin	OL	Eagles, Seahawks, Patriots	2013-18
Chuck Tollefson	G	Packers	1944-46
Louis Trinca-Pasat	DL	Rams	2016-
Emlen Tunnell	DB	Giants, Packers	1948-61
James Vandenberg	QB	Vikings	2013
Julian Vandervelde	OL	Eagles	2011-16
Ross Verba	OL	Packers, Browns, Lions	1997-05
Mark Vlasic	QB	Chargers, Chiefs, Buccaneers	1987-93
Rod Walters	OL	Chiefs	1976, 78-80
*Kristian Welch	LB	Ravens	2020-
Mike Wells	DL	Lions, Bears	1994-01
Austin Wheatley	TE	Saints, Cowboys	2000-01
Casey Wiegmann	OL	Colts, Jets, Bears, Chiefs, Broncos	1996-2011
*Nate Wieting	TE	Giants	2020-
Bill Windauer	DT	Colts, Dolphins, Giants, Falcons	1973-76
*Tristan Wirfs	OL	Buccaneers	2020-
LeVar Woods	LB	Cardinals, Bears, Lions	2001-07
Dick Woodward	C	Giants, Redskins	1950-51, 53
Kevin Worthy	LB	Rams	2004
Guido Wyland	G	Rock Island	1920
Bashir Yamini	WR	Titans, Cowboys, Panthers	2000-01
Marshal Yanda	OL	Ravens	2007-19
Jim Youel	B	Redskins	1946-48
Albert Young	RB	Vikings	2008-11
Markus Zusevics	OL	Patriots	2012-13

***On 2021 NFL roster or selected in 2021 NFL Draft. Does not include 2021 free agents.**

Hawkeyes in the Super Bowl

Player	Team	Super Bowl	Player	Team	Super Bowl
Jonathan Babineaux	Atlanta	LI	George Kittle	San Francisco	LIV
C.J. Beathard	San Francisco	LIV	Bob Kratch	NY Giants/New England	XXV, XXXI
Austin Blythe	Los Angeles Rams	LIII	Paul Krause	Minnesota	IV, VIII, IX, XI
Mark Bortz	Chicago	XX	Henry Krieger Coble	Los Angeles Rams	LIII
Bryan Bulaga	Green Bay	XLV	Paul Laaveg	Washington	VII
Dallas Clark	Indianapolis	XLI, XLIV	Riley McCarron	New England	LII, LIII
Adrian Clayborn	Atlanta/New England	LI, LIII	Curt Merz	Kansas City	I
Sean Considine	Baltimore	XLVI	Tony Moeaki	Seattle	XLVII
Cole Croston	New England	LII, LIII	James Morris	New England	XLVII
Mike Devlin	Buffalo	XXVIII	Anthony Nelson	Tampa Bay	LV
Tim Dwight	Atlanta	XXXIII	Bruce Nelson	Carolina	XXXVIII
James Ferentz	Denver/New England	L, LII, LIII	Ben Niemann	Kansas City	LIV, LV
Melvin Foster	Dallas	XXVII	John Niland	Dallas	V, VI
Charles Godfrey	Atlanta	LI	Karl Noonan	Miami	V, VI
Merton Hanks	San Francisco	XXIX	Ed Podolak	Kansas City	IV
Ronnie Harmon	San Diego	XXIX	Mike Reilly	Minnesota	IV
John Harty	San Francisco	XVI	Ross Reynolds	San Francisco	LIV
Jonathan Hayes	Pittsburgh	XXX	Reggie Roby	Miami	XIX
Jay Hilgenberg	Chicago	XX	Matt Rodgers	Buffalo	XXVII
Wally Hilgenberg	Minnesota	IV, VIII, IX, XI	Bob Sanders	Indianapolis	XLI, XLIV
Anthony Hitchens	Kansas City	LIV, LV	Tyler Sash	New York Giants	XLVI
Ken Iwebema	Arizona	XLIII	Jeff Tarpinian	New England	XLVI
Erik Jensen	Pittsburgh	XL	Andre Tippett	New England	XX
Jim Jensen	Denver	XII	Ross Verba	Green Bay	XXXI
Bob Jeter	Green Bay	I	Tristan Wirfs	Tampa Bay	LV
C.J. Jones	New England	XLII	Marshal Yanda	Baltimore	XLVI
Kevin Kasper	New England	XXXIX			

Blue-Gray

1947 Lou King, QB
 1949 Bob McKenzie, E
 Don Winslow, T
 1951 Bill Reichardt, FB
 1955 Roger Swedberg, T
 Roger Wiegmann, FB
 1959 John Sawin, T
 1960 Jerry Mauren, HB
 1961 Sherwyn Thorson, G
 Bernie Wyatt, HB
 1963 Lonnie Rogers, HB
 Gus Kasapis, T
 1965 Dave Long, DE
 Bill Briggs, DT
 1968 Al Bream, E
 Barry Crees, WB
 1969 Mike Cilek, QB
 Paul Laaveg, OT
 Melvin Morris, T
 1971 Craig Clemons, DB
 1972 Bill Windauer, DT
 Jerry Nelson, MG
 1975 Rick Penney, DB
 Dave Bryant, NG
 1977 Barry Tomasetti, OT
 Jim Hilgenberg, C
 1979 Dennis Mosley, RB
 Cedric Shaw, DB
 Jim Molini, DE
 1980 John Harty, DT
 Jay Hilgenberg, C
 Keith Chappelle, WR
 1989 Bill Anderson, OL
 Jeff Koeppel, NG
 1992 Alan Cross, TE
 Jeff Nelson, DT
 Ted Velicer, OT
 1999 Matt Bowen, DB
 Zeron Flemister, TE
 Tarig Holman, DB
 2000 Jason Baker, P
 Anthony Herron, DL
 Kevin Kasper, WR
 LeVar Woods, LB

Challenge Bowl

1977 Tom McLaughlin, QB

Coaches' All-Star

1961 Mark Manders, G
 1962 Al Hinton, T
 Sherwyn Thorson, G
 1963 Larry Ferguson, HB
 1964 Wally Hilgenberg, G
 Gary Fletcher, C
 1976 Mark Fetter, FB

College Football
All-Star Classic

2013 Greg Castillo, DB
 Matt Tobin, OL
 James Vandenberg, QB

East-West Shrine

1925 Wesley Fry, FB
 1930 Willis Glassgow, HB
 1931 Harold Ely, T
 1934 Joe Laws, HB
 Francis Schammel, G
 1936 Dick Crayne, HB
 1941 Mike Enich, T
 Ray Murphy, FB
 1942 Al Coupee, QB
 1943 Bill Burkett, E
 1944 William Baughman, C
 1948 Harold Shoener, E
 Bob Smith, HB
 1949 Dick Woodard, C
 1953 Don Chelf, T
 Jerry Hilgenberg, C
 1954 George Broeder, FB
 John Hall, T
 1955 Jerry Reichow, QB
 Calvin Jones, G
 1957 Jim Gibbons, E
 Alex Karras, T
 1959 Bob Jeter, HB
 Ray Jauch, HB
 Don Norton, E
 1960 Mark Manders, G
 1961 Bill Van Buren, C
 1962 Larry Ferguson, HB
 Earl McQuiston, G
 1963 Mike Reilly, G
 Paul Krause, HB
 1965 Karl Noonan, FL
 John Niland, G
 1968 Ed Podolak, TB
 1969 Larry Ely, LB
 1970 Kerry Reardon, SE
 1975 Rod Walters, OT
 1979 Jim Swift, TE
 1981 Ron Hallstrom, OL
 1982 Reggie Roby, P
 Mark Bortz, DT
 1983 Joe Levelis, OT
 1985 Scott Helverson, WB
 1988 Bob Kratch, OL
 1989 Bill Anderson, OL
 1990 Melvin Foster, LB
 Tony Stewart, RB
 1991 Mike Saunders, RB
 Leroy Smith, DE
 1992 Mike Devlin, C
 Danan Hughes, WR
 1993 Mike Wells, DT
 1995 Casey Wiegmann, OL

1997 Kerry Cooks, DB
 1998 Derek Rose, C
 Eric Thigpen, DB
 2000 Jason Baker, P
 2002 Kahlil Hill, WR
 Aaron Kampman, DL
 2003 Brad Banks, QB
 Eric Steinbach, OL
 2004 Jared Clauss, DT
 2005 Pete McMahon, OL
 Derreck Robinson, DE
 2007 Drew Tate, QB
 2008 Kenny Iwebema, DE
 Bryan Mattison, DE
 2009 Seth Olsen, OL
 Bradley Fletcher, CB
 2010 Kyle Calloway, OL
 2011 Ryan Donahue, P
 Karl Klug, DL
 2012 Shaun Prater, DB
 Markus Zusevics, OL
 2013 Keenan Davis, WR
 James Ferentz, OL
 Micah Hyde, DB
 2015 Jordan Lomax, DB

Grid Iron Classic

1999 Zeron Flemister, TE
 2003 Fred Barr, LB
 C.J. Jones, WR
 2004 Maurice Brown, WR
 Nathan Chandler, QB
 Kevin Worthy, LB
 2005 David Bradley, P

Hula Bowl

1955 George Broeder, FB
 1956 Calvin Jones, G
 1957 Frank Gilliam, E
 1958 Alex Karras, T
 Jim Gibbons, E
 1959 Randy Duncan, QB
 1960 Ray Jauch, HB
 1961 Mark Manders, G
 Charles Lee, T
 1962 Bill Van Buren, C
 1963 Larry Ferguson, HB
 Earl McQuiston, G
 1964 Mike Reilly, G
 Wally Hilgenberg, G
 1965 Tony Giacobazzi, E
 1966 Karl Noonan, FL
 John Niland, OG
 1967 Silas McKinnie, TB
 1968 Ed Podolak, TB
 1969 Larry Ely, LB
 1970 Kerry Reardon, SE
 1978 Dave Becker, DB
 1979 Dennis Mosley, RB
 1980 Keith Chappelle, SE
 Jay Hilgenberg, C

1981 Andre Tippett, DE
 1983 John Alt, OT
 Norm Granger, FB
 Joel Hilgenberg, C
 1984 Owen Gill, FB
 1986 Ken Sims, DB
 1987 Kerry Burt, DB
 Mike Flagg, TE
 1988 Marv Cook, TE
 Chuck Hartlieb, QB
 1990 Nick Bell, RB
 Merton Hanks, DB
 1991 Leroy Smith, DE
 1992 Mike Devlin, C
 Alan Cross, TE
 Danan Hughes, WR
 1994 Fritz Fequiere, OL
 1995 Matt Purdy, OL
 Casey Wiegmann, OL
 1996 Bill Ennis-Inge, DE
 1997 Tavian Banks, RB
 1998 Eric Thigpen, FS
 1999 Matt Bowen, DB
 Zeron Flemister, TE
 Bashir Yamini, WR
 2000 Kevin Kasper, WR
 2002 Kahlil Hill, WR
 Jerry Montgomery, DL
 2003 Brad Banks, QB
 Derek Pagel, DB
 David Porter, OL
 2004 Fred Russell, RB
 2005 Tony Jackson, TE
 2006 Antwan Allen, DB
 Brian Ferentz, OL
 Jovon Johnson, DB
 Ed Hinkel, WR
 Clinton Solomon, WR
 2007 Mike Elgin, OL
 2008 Mike Humpal, LB
 2020 Jack Heflin, DT
 Mekhi Sargent, RB

Japan Bowl

- 1979 Dave Holsclaw, PK
- 1980 Keith Chappelle, WR
Jay Hilgenberg, C
John Harty, DT
- 1981 Andre Tippett, DE
- 1982 Brett Miller, OT
- 1983 John Alt, OT
Joel Hilgenberg, C
- 1984 Owen Gill, FB
- 1985 Bill Happel, WR
Ronnie Harmon, TB
Chuck Long, QB
Larry Station, LB
- 1986 Dave Croston, OT
Jeff Drost, DT
Robert Smith, WR
Mark Vlasic, QB
- 1987 Quinn Early, WR
Mike Flagg, TE
Kevin Harmon, RB
- 1988 Marv Cook, TE
Dave Haight, NG
Chuck Hartlieb, QB
- 1989 Brad Quast, LB
- 1990 Nick Bell, RB
Matt Ruhland, DL
- 1991 Ron Geater, DT
Matt Rodgers, QB
Mike Saunders, RB
- 1992 Mike Devlin, C
Danan Hughes, WR

King Classic

- 1989 Brad Quast, LB

Las Vegas Classic

- 2004 Grant Steen, LB

NFLPA Collegiate Bowl

- 2019 Nate Wieting, TE

North-South

- 1948 Bill Kay, T
- 1953 Bill Fenton, E
George Rice, HB
- 1954 Warren Lawson, C
Lou Matykiewicz, E
- 1955 Jim Freeman, E
- 1957 Frank Bloomquist, G
Bob Commings, G
Frank Rigney, T
- 1959 Don Horn, FB
Curt Merz, E
Bill Lapham, C
- 1960 Lloyd Humphreys, C
- 1961 Bill Whisler, E
- 1962 Bill Perkins, FB
- 1963 Cloyd Webb, E
Gary Fletcher, C
Wally Hilgenberg, G
- 1964 Tony Giacobazzi, E
Phillip Deutsch, T
- 1969 Jon Meskimen, G
- 1970 Layne McDowell, DT
Tim Sullivan, FB
- 1972 Craig Darling, OG

Senior Bowl

- 1952 Bill Reichardt, FB
- 1954 Jerry Hilgenberg, C
Don Chelf, T
- 1956 Jerry Reichow, QB
Jim Freeman, E
- 1958 Jim Gibbons, E
Alex Karras, T
Frank Rigney, T
- 1960 Bill Lapham, C
Don Norton, E
Olen Treadway, QB
Curt Merz, E
- 1964 Paul Krause, E
- 1970 Layne McDowell, DT
- 1971 Craig Clemons, DB
- 1975 Rod Walters, OT
Jim Jensen, HB
- 1979 Jim Swift, TE
- 1983 Joel Hilgenberg, C
- 1995 Scott Slutzker, TE
- 1996 Sedrick Shaw, RB
Ross Verba, DB
- 1997 Tim Dwight, WR
Mike Goff, OL
- 1998 Jared DeVries, DT
Matt Hughes, LB
- 2002 Ladell Betts, RB
- 2003 Colin Cole, DT
Eric Steinbach, OL
Bruce Nelson, C
- 2004 Maurice Brown, WR
Nate Kaeding, PK
Bob Sanders, DB
- 2005 Jonathan Babineaux, DL
Sean Considine, DB
Matt Roth, DE
- 2006 Chad Greenway, LB
Abdul Hodge, LB
- 2007 Scott Chandler, TE
Marshal Yanda, OL
- 2008 Charles Godfrey, DB
- 2009 Mitch King, DT
- 2010 A.J. Edds, LB
- 2011 Christian Ballard, DL
Adrian Clayborn, DL
Ricky Stanzi, QB
- 2012 Mike Daniels, DL
Marvin McNutt, Jr., WR
- 2013 C.J. Fiedorowicz, TE
Christian Kirksey, LB
- 2014 Carl Davis, DL
Louis Trinca-Pasat, DL
- 2015 Austin Blythe, OL
Henry Krieger Coble, TE
- 2016 C.J. Beathard, QB
Jaleel Johnson, DL
Desmond King, DB
- 2017 Akrum Wadley, RB
Sean Welsh, OL
- 2018 Anthony Nelson, DL

- 2019 Michael Ojemudia, DB
- 2020 Chauncey Golston, DL
Alaric Jackson, OL

Tribune All-Star

- 1934 Joe Laws, HB
- 1936 Dick Crayne, FB
- 1939 Frank Balazs, FB
- 1940 Nile Kinnick, HB
Floyd Dean, HB
Dick Evans, E
- 1941 Ken Pettit, E
- 1942 Bill Diehl, C
Bill Green, RB
Jim Walker, T
- 1943 Tom Hand, C
Jim Youell, QB
Bob Penaluna, G
- 1945 Stan Mohrbacher, T
- 1947 Bruno Niedziela, T
- 1949 Bill Kay, T
Al DiMarco, QB
- 1950 Don Winslow, G
- 1952 Bill Reichardt, FB
- 1954 Jerry Hilgenberg, C
Bill Fenton, E
- 1956 Jerry Reichow, QB
Edward Vincent, HB
- 1958 Jim Gibbons, E
Alex Karras, T
- 1959 Charles Lewis, T
- 1960 Bill Lapham, C
- 1963 Larry Ferguson, HB
- 1964 Wally Hilgenberg, G
Mike Reilly, G
Paul Krause, HB
- 1966 Al Randolph, DB
John Niland, OG
- 1969 Ed Podolak, HB
- 1972 Craig Clemons, DB
- 1976 Joe Devlin, OG
Jim Jensen, HB
Rod Walters, OT

All-Star Honors

Jerry Reichow

Most Valuable Player, 1955 East-West Shrine Game

Paul Krause

Most Valuable Player, 1964 Senior Bowl

Craig Clemons

Best Defensive Back, 1971 Senior Bowl

Fred Russell

Team MVP, 2004 Hula Bowl

Carl Davis

Practice Player of the Week, defense, 2015 Senior Bowl

Mekhi Sargent

Team MVP, 2020 Hula Bowl

Iowa football has been a popular choice for football fans, as Iowa's attendance figures would indicate. But the Hawkeyes have also been a favorite for television viewers as well. Every Iowa game over the past 19 seasons has been televised. All 12 of Iowa's regular season games during the 2021 season will again be televised. The Hawkeyes have a 251-158-5 overall television record, and during one stretch (1955 to 1959) went 10 games without a defeat.

1953 (1-0) Network
 10/24 Iowa 19, Indiana 13 NBC

1954 (1-0) Network
 9/25 Iowa 14, Michigan State 10 ABC

1955 (1-1) Network
 10/29 Michigan 33, Iowa 21 NBC
 11/5 Iowa 26, Minnesota 0 CBS

1956 (3-0) Network
 9/29 Iowa 27, Indiana 0 NBC
 11/10 Iowa 7, Minnesota 0 NBC
 1/1 Iowa 35, Oregon State 19 NBC

1957 (1-0-1) Network
 11/2 Iowa 21, Michigan 21 NBC
 11/23 Iowa 21, Notre Dame 13 NBC

1958 (3-0) Network
 10/18 Iowa 20, Wisconsin 9 NBC
 11/22 Iowa 31, Notre Dame 21 ABC
 1/1 Iowa 38, California 12 NBC

1959 (1-1) Network
 10/10 Iowa 37, Michigan State 8 NBC
 10/24 Purdue 14, Iowa 7 ABC

1960 (2-0) Network
 10/15 Iowa 28, Wisconsin 21 ABC
 11/12 Iowa 35, Ohio State 12 ABC

1961 (1-1) Network
 10/7 Iowa 35, Southern Cal 34 ABC
 11/11 Minnesota 16, Iowa 9 ABC

1964 (1-0) Network
 10/3 Iowa 28, Washington 18 NBC

1965 (1-1) Network
 9/25 Iowa 27, Oregon State 7 NBC
 11/6 Michigan State 35, Iowa 0 NBC

1969 (2-0) Network
 10/25 Iowa 19, Michigan State 18 ABC
 11/8 Iowa 28, Indiana 17 ABC

1971 (0-1) Network
 9/25 Penn State 44, Iowa 14 ABC

1977 (1-1) Network
 9/17 Iowa 12, Iowa State 10 ABC
 10/28 Purdue 34, Iowa 7 ABC

1981 (1-2) Network
 10/24 Minnesota 12, Iowa 10 ABC
 11/14 Iowa 17, Wisconsin 7 ABC
 1/1 Washington 28, Iowa 0 NBC

1982 (3-0) Network
 10/9 Iowa 24, Indiana 20 CBS
 10/30 Iowa 14, Illinois 13 CBS
 12/31 Iowa 28, Tennessee 22 CBS

1983 (2-2) Network
 9/10 Iowa 51, Iowa State 10 ABC
 9/24 Iowa 20, Ohio State 14 CBS
 10/22 Michigan 16, Iowa 13 ABC
 12/31 Florida 14, Iowa 6 ABC

1984 (5-3-1) Network
 9/8 Iowa 59, Iowa State 21 REG
 9/22 Ohio State 45, Iowa 26 CBS
 9/29 Iowa 21, Illinois 16 CBS
 10/20 Iowa 26, Michigan 0 CBS
 10/27 Iowa 24, Indiana 20 REG
 11/3 Iowa 10, Wisconsin 10 CBS
 11/10 Michigan State 17, Iowa 16 REG
 11/17 Minnesota 23, Iowa 17 REG
 12/26 Iowa 55, Texas 17 METRO

1985 (5-2) Network
 9/28 Iowa 57, Iowa State 3 RAYCOM
 10/5 Iowa 35, Michigan State 31 CBS
 10/19 Iowa 12, Michigan 10 CBS
 11/2 Ohio State 22, Iowa 13 CBS
 11/16 Iowa 27, Purdue 24 CBS
 11/23 Iowa 31, Minnesota 9 WTBS
 1/1 UCLA 45, Iowa 28 NBC

1986 (4-2) Network
 9/13 Iowa 43, Iowa State 7 WTBS
 10/4 Iowa 24, Michigan State 21 CBS
 10/18 Michigan 20, Iowa 17 CBS
 11/1 Ohio State 31, Iowa 10 WTBS
 11/22 Iowa 30, Minnesota 27 WTBS
 12/30 Iowa 39, San Diego State 38 REG

1987 (4-3) Network
 8/30 Tennessee 23, Iowa 22 ABC
 9/19 Iowa 48, Iowa State 9 REG
 10/3 Michigan State 19, Iowa 14 BIG TEN
 10/17 Michigan 37, Iowa 10 ABC
 10/24 Iowa 38, Purdue 14 ABC
 10/31 Iowa 29, Indiana 21 BIG TEN
 12/30 Iowa 20, Wyoming 19 ESPN

1988 (3-3-3) Network
 9/3 Hawaii 27, Iowa 24 REG
 9/24 Iowa 10, Iowa State 3 BIG TEN
 10/1 Iowa 10, Michigan State 10 ABC
 10/15 Iowa 17, Michigan 17 ABC
 10/22 Iowa 31, Purdue 7 BIG TEN
 10/29 Indiana 45, Iowa 34 ABC
 11/12 Iowa 24, Ohio State 24 BIG TEN
 11/19 Iowa 31, Minnesota 22 BIG TEN
 12/31 N.C. State 28, Iowa 23 MISLOU

1989 (1-3) Network
 9/23 Iowa 31, Iowa State 21 REG
 10/21 Michigan 26, Iowa 12 ABC
 11/4 Illinois 31, Iowa 7 ABC
 11/11 Ohio State 28, Iowa 0 ESPN

1990 (4-2) Network
 9/22 Iowa 45, Iowa State 35 REG
 10/20 Iowa 24, Michigan 23 ESPN
 11/3 Iowa 54, Illinois 28 ABC
 11/10 Ohio State 27, Iowa 26 ABC
 11/17 Iowa 38, Purdue 9 ABC
 1/1 Washington 46, Iowa 34 ABC

1991 (6-1-1) Network
 9/7 Iowa 53, Hawaii 10 ESPN
 9/14 Iowa 29, Iowa State 10 REG
 10/5 Michigan 43, Iowa 24 ABC
 10/19 Iowa 24, Illinois 21 ABC
 10/26 Iowa 31, Purdue 21 ESPN
 11/2 Iowa 16, Ohio State 9 ABC
 11/9 Iowa 38, Indiana 21 ABC
 12/31 Iowa 13, BYU 13 ESPN

1992 (2-5) Network
 8/28 N.C. State 24, Iowa 14 RAYCOM
 9/5 Miami (FL) 24, Iowa 7 ABC
 9/12 Iowa 21, Iowa State 7 ESPN
 9/26 Colorado 28, Iowa 12 ABC
 10/3 Michigan 52, Iowa 28 ABC
 10/17 Iowa 24, Illinois 14 ESPN
 10/31 Ohio State 38, Iowa 15 ABC

1993 (1-4) Network
 9/11 Iowa 31, Iowa State 28 ABC
 9/18 Penn State 31, Iowa 0 ABC
 10/2 Michigan 24, Iowa 7 ESPN
 11/23 Michigan State 24, Iowa 10 ESPN
 12/31 California 37, Iowa 3 ESPN

1994 (1-2) Network
 9/10 Iowa 37, Iowa State 9 ABC
 9/17 Penn State 61, Iowa 21 ESPN2
 10/1 Michigan 29, Iowa 14 ABC

1995 (5-4) Network

9/16 Iowa 27, Iowa State 10 REG
10/7 Iowa 21, Michigan State 7 BIG TEN
10/14 Iowa 22, Indiana 13 ESPN2
10/21 Penn State 41, Iowa 27 ABC
10/28 Ohio State 56, Iowa 35 ESPN
11/4 Illinois 26, Iowa 7 ESPN
11/11 Northwestern 31, Iowa 20 BIG TEN
11/18 Iowa 33, Wisconsin 20 ESPN2
12/29 Iowa 38, Washington 18 CBS

1996 (8-3) Network

9/7 Iowa 21, Arizona 20 ESPN
9/14 Iowa 38, Iowa State 13 ABC
9/21 Tulsa 27, Iowa 20 REG
10/5 Iowa 37, Michigan State 30 ESPN2
10/19 Iowa 21, Penn State 20 ESPN2
10/26 Ohio State 38, Iowa 26 ABC
11/2 Iowa 31, Illinois 21 BIG TEN
11/9 Northwestern 40, Iowa 13 ABC
11/16 Iowa 31, Wisconsin 0 ESPN
11/23 Iowa 43, Minnesota 24 ESPN2
12/20 Iowa 27, Texas Tech 0 ESPN

1997 (5-5) Network

9/6 Iowa 66, Northern Iowa 0 E-REG
9/20 Iowa 63, Iowa State 20 ABC
9/27 Iowa 38, Illinois 10 ESPN2
10/4 Ohio State 23, Iowa 7 ABC
10/18 Michigan 28, Iowa 24 ESPN
10/25 Iowa 62, Indiana 0 E-REG
11/1 Iowa 35, Purdue 17 ESPN2
11/8 Wisconsin 13, Iowa 10 ESPN
11/15 Northwestern 15, Iowa 14 ESPN2
12/31 Arizona State 17, Iowa 7 CBS

1998 (3-6) Network

9/5 Iowa 38, Central Michigan 0 E-REG
9/12 Iowa State 27, Iowa 9 ESPN2
9/19 Arizona 35, Iowa 11 FOX
9/26 Iowa 37, Illinois 14 E-REG
10/3 Michigan 12, Iowa 9 ABC
10/10 Iowa 26, Northwestern 24 ESPN2
10/17 Indiana 14, Iowa 7 E-REG
10/24 Wisconsin 31, Iowa 0 ABC
11/14 Ohio State 45, Iowa 14 ABC

1999 (1-8) Network

9/4 Nebraska 42, Iowa 7 ABC
9/11 Iowa State 17, Iowa 10 FOX
9/18 Iowa 24, Northern Illinois 0 E-REG
10/2 Michigan State 49, Iowa 3 E-REG
10/9 Penn State 31, Iowa 7 E-REG
10/16 Northwestern 23, Iowa 21 E-REG
10/30 Ohio State 41, Iowa 11 E-REG
11/13 Wisconsin 41, Iowa 3 ABC
11/20 Minnesota 25, Iowa 21 E-REG

2000 (3-7) Network

8/26 Kansas State 27, Iowa 7 FOX
9/16 Iowa State 24, Iowa 14 E-REG
9/23 Nebraska 42, Iowa 13 ABC
9/30 Indiana 45, Iowa 33 E-REG
10/7 Iowa 21, Michigan State 16 E-REG
10/21 Ohio State 38, Iowa 10 E-REG
10/28 Wisconsin 13, Iowa 7 E-REG
11/4 Iowa 26, Penn State 23 (2 OT) E-REG
11/11 Iowa 27, Northwestern 17 E-REG
11/18 Minnesota 27, Iowa 24 E-REG

2001 (6-5) Network

9/1 Iowa 51, Kent State 0 E-REG
9/8 Iowa 44, Miami, OH 19 E-REG
9/29 Iowa 24, Penn State 18 ESPN
10/6 Purdue 23, Iowa 14 ESPN
10/13 Michigan State 31, Iowa 28 ESPN2
10/20 Iowa 42, Indiana 28 E-REG
10/27 Michigan 32, Iowa 26 ABC
11/3 Wisconsin 34, Iowa 28 E-REG
11/10 Iowa 59, Northwestern 16 E-REG
11/24 Iowa State 17, Iowa 14 FOX
12/29 Iowa 19, Texas Tech 16 ESPN

2002 (11-2) Network

8/31 Iowa 57, Akron 21 E-REG
9/7 Iowa 29, Miami, OH 24 E-REG
9/14 Iowa State 36, Iowa 31 ESPN2
9/21 Iowa 48, Utah State 7 E-REG
9/28 Iowa 35, Penn State 28 (OT) ESPN
10/5 Iowa 31, Purdue 28 ESPN
10/12 Iowa 44, Michigan State 16 ESPN
10/19 Iowa 24, Indiana 6 E-REG
10/26 Iowa 34, Michigan 9 E-REG
11/2 Iowa 20, Wisconsin 3 ESPN
11/9 Iowa 62, Northwestern 10 ESPN2
11/16 Iowa 45, Minnesota 21 ESPN
1/2 USC 38, Iowa 17 ABC

2003 (10-3) Network

8/30 Iowa 21, Miami, OH 3 ESPN2
9/6 Iowa 56, Buffalo 7 E-REG
9/13 Iowa 40, Iowa State 21 FOX
9/20 Iowa 21, Arizona State 2 ESPN2
9/27 Michigan State 20, Iowa 10 E-REG
10/4 Iowa 30, Michigan 27 ABC
10/18 Ohio State 19, Iowa 10 ABC
10/25 Iowa 26, Penn State 14 ABC
11/1 Iowa 41, Illinois 10 E-REG
11/8 Purdue 26, Iowa 14 ESPN
11/15 Iowa 40, Minnesota 22 ESPN
11/22 Iowa 27, Wisconsin 21 ABC
1/1 Iowa 37, Florida 17 ESPN

2004 (10-2) Network

9/4 Iowa 39, Kent State 7 E-REG
9/11 Iowa 17, Iowa State 10 E-REG
9/18 Arizona State 44, Iowa 7 E-REG
9/25 Michigan 30, Iowa 17 ABC
10/2 Iowa 38, Michigan State 16 E-REG
10/16 Iowa 33, Ohio State 7 ABC
10/23 Iowa 6, Penn State 4 ESPN2
10/30 Iowa 23, Illinois 13 E-REG
11/6 Iowa 29, Purdue 21 ESPN
11/13 Iowa 23, Minnesota 27 ESPN
11/20 Iowa 30, Wisconsin 7 ESPN
1/1 Iowa 30, LSU 25 ABC

2005 (7-5) Network

9/4 Iowa 56, Ball State 0 E-REG
9/10 Iowa State 23, Iowa 3 ABC
9/17 Iowa 45, Northern Iowa 21 E-REG
9/24 Ohio State 31, Iowa 6 ABC
10/1 Iowa 35, Illinois 7 E-REG
10/8 Iowa 34, Purdue 17 ESPN
10/15 Iowa 38, Indiana 21 E-REG
10/22 Michigan 23, Iowa 20 (OT) ABC
11/5 Northwestern 28, Iowa 27 ESPN
11/12 Iowa 20, Wisconsin 10 ESPN
11/19 Iowa 52, Minnesota 28 ESPN2
1/2 Florida 31, Iowa 24 ESPN

2006 (6-7) Network

9/2 Iowa 41, Montana 7 ESPN
9/9 Iowa 20, Syracuse 13 (2 OT) ABC
9/16 Iowa 27, Iowa State 17 ESPN
9/23 Iowa 24, Illinois 7 E-REG
9/30 Ohio State 38, Iowa 17 ABC
10/7 Iowa 47, Purdue 17 ESPN
10/14 Indiana 31, Iowa 28 ESPN2
10/21 Michigan 20, Iowa 6 ABC
10/28 Iowa 24, Northern Illinois 21 ESPN
11/4 Northwestern 21, Iowa 7 E-REG
11/11 Wisconsin 24, Iowa 21 ESPN
11/18 Minnesota 34, Iowa 24 E-REG
12/30 Texas 26, Iowa 24 ESPN

2007 (6-6) Network

9/1 Iowa 16, Northern Illinois 3 ESPN
9/8 Iowa 35, Syracuse 0 BTN
9/15 Iowa State 15, Iowa 13 VERSUS
9/22 Wisconsin 17, Iowa 13 ABC
9/29 Indiana 38, Iowa 20 BTN
10/6 Penn State 27, Iowa 7 ABC
10/13 Iowa 10, Illinois 6 ESPN2
10/20 Purdue 31, Iowa 6 ESPN2
10/27 Iowa 34, Michigan State 27 (2 OT) ESPN2
11/3 Iowa 28, Northwestern 17 ESPN2
11/10 Iowa 21, Minnesota 16 BTN
11/17 Western Michigan 28, Iowa 19 BTN

2008 (9-4)	Network
8/30 Iowa 46, Maine 3	BTN
9/6 Iowa 42, FL International 0	BTN
9/13 Iowa 17, Iowa State 5	BTN
9/20 Pittsburgh 21, Iowa 20	ESPN2
9/27 Northwestern 22, Iowa 17	ESPN-C
10/4 Michigan State 16, Iowa 13	ESPN2
10/11 Iowa 45, Indiana 9	BTN
10/18 Iowa 38, Wisconsin 16	BTN
11/1 Illinois 27, Iowa 24	ABC
11/8 Iowa 24, Penn State 23	ABC
11/15 Iowa 22, Purdue 17	BTN
11/22 Iowa 55, Minnesota 0	BTN
1/1 Iowa 31, South Carolina 10	ESPN

2009 (11-2)	Network
9/5 Iowa 17, Northern Iowa 16	BTN
9/12 Iowa 35, Iowa State 3	FOX
9/19 Iowa 27, Arizona 17	ABC
9/26 Iowa 21, Penn State 10	ABC
10/3 Iowa 24, Arkansas State 21	ESPN2
10/10 Iowa 30, Michigan 28	ABC
10/17 Iowa 20, Wisconsin 10	ESPN
10/24 Iowa 15, Michigan State 13	BTN
10/31 Iowa 42, Indiana 24	ESPN
11/7 Northwestern 17, Iowa 10	ESPN
11/14 Ohio State 27, Iowa 24 (OT)	ABC
11/21 Iowa 12, Minnesota 0	ESPN
1/5 Iowa 24, Georgia Tech 14	FOX

2010 (8-5)	Network
9/4 Iowa 37, Eastern Illinois 7	BTN
9/11 Iowa 35, Iowa State 7	ABC
9/18 Arizona 34, Iowa 27	ESPN
9/25 Iowa 45, Ball State 0	BTN
10/2 Iowa 24, Penn State 3	ESPN
10/16 Iowa 38, Michigan 28	ABC
10/23 Wisconsin 31, Iowa 30	ABC
10/30 Iowa 37, Michigan State 6	ABC
11/6 Iowa 18, Indiana 13	BTN
11/13 Northwestern 21, Iowa 17	ESPN
11/20 Ohio State 20, Iowa 17	ABC
11/27 Minnesota 27, Iowa 24	BTN
12/28 Iowa 27, Missouri 24	ESPN

2011 (7-6)	Network
9/3 Iowa 34, Tennessee Tech 7	BTN
9/10 Iowa State 44, Iowa 41	FSN
9/17 Iowa 31, Pittsburgh 27	ESPN2
9/24 Iowa 45, Louisiana-Monroe 17	BTN
10/8 Penn State 13, Iowa 3	ABC
10/15 Iowa 41, Northwestern 31	BTN
10/22 Iowa 45, Indiana 24	BTN
10/29 Minnesota 22, Iowa 21	BTN
11/5 Iowa 24, Michigan 16	ESPN
11/12 Michigan State 37, Iowa 21	ESPN2
11/19 Iowa 31, Purdue 21	BTN
11/25 Nebraska 20, Iowa 7	ABC
12/30 Oklahoma 31, Iowa 14	ESPN

2012 (4-8)	Network
9/1 Iowa 18, N. Illinois 17	ESPNU
9/8 Iowa State 9, Iowa 6	BTN
9/15 Iowa 27, Northern Iowa 16	BTN
9/22 Central Michigan 32, Iowa 31	BTN
9/29 Iowa 31, Minnesota 13	ESPN2
10/13 Iowa 19, Michigan St. 16 (2OT)	ESPN
10/20 Penn State 38, Iowa 14	BTN
10/27 Northwestern 28, Iowa 17	ESPN2
11/3 Indiana 24, Iowa 21	BTN
11/10 Purdue 27, Iowa 24	BTN
11/17 Michigan 42, Iowa 17	ESPN
11/23 Nebraska 13, Iowa 7	ABC

2013 (8-5)	Network
8/31 N. Illinois 30, Iowa 27	BTN
9/7 Iowa 28, Missouri State 14	BTN
9/14 Iowa 27, Iowa State 21	FS1
9/21 Iowa 59, W. Michigan 3	BTN
9/28 Iowa 23, Minnesota 7	ABC
10/5 Michigan State 26, Iowa 14	ESPN2
10/19 Ohio State 34, Iowa 24	ABC
10/26 Iowa 17, Northwestern 10 (OT)	BTN
11/2 Wisconsin 28, Iowa 9	ABC
11/9 Iowa 38, Purdue 14	BTN
11/23 Iowa 24, Michigan 21	BTN
11/29 Iowa 38, Nebraska 17	ABC
1/1 LSU 21, Iowa 14	ESPN

2014 (7-6)	Network
8/31 Iowa 31, Northern Iowa 23	BTN
9/6 Iowa 17, Ball State 13	ESPN2
9/13 Iowa State 20, Iowa 17	ESPN
9/20 Iowa 24, Pittsburgh 20	ESPNU
9/27 Iowa 24, Purdue 10	BTN
10/11 Iowa 45, Indiana 29	ESPNU
10/18 Maryland 38, Iowa 31	ESPN2
11/01 Iowa 48, Northwestern 7	BTN
11/08 Minnesota 51, Iowa 14	ESPN2
11/15 Iowa 30, Illinois 14	BTN
11/22 Wisconsin 26, Iowa 24	ABC
11/18 Nebraska 37, Iowa 34 (OT)	ABC
1/02 Tennessee 45, Iowa 28	ESPN

2015 (12-2)	Network
9/5 Iowa 31, Illinois State 14	BTN
9/12 Iowa 31, Iowa State 17	FOX
9/19 Iowa 27, Pittsburgh 24	BTN
9/26 Iowa 62, North Texas 16	ESPNU
10/3 Iowa 10, Wisconsin 6	ESPN
10/10 Iowa 29, Illinois 20	ESPN2
10/17 Iowa 40, Northwestern 10	ABC
10/31 Iowa 31, Maryland 15	ABC
11/7 Iowa 35, Indiana 27	ESPN
11/14 Iowa 40, Minnesota 35	BTN
11/21 Iowa 40, Purdue 20	ESPN2
11/27 Iowa 28, Nebraska 20	ABC
12/5 Michigan State 16, Iowa 13	FOX
1/1 Stanford 45, Iowa 16	ESPN

2016 (8-5)	Network
9/3 Iowa 45, Miami Ohio 21	ESPNU
9/10 Iowa 42, Iowa State 3	BTN
9/17 N. Dakota State 23, Iowa 21	ESPN2
9/24 Iowa 14, Rutgers 7	ESPN2
10/1 Northwestern 38, Iowa 31	ESPNU
10/8 Iowa 14, Minnesota 7	ESPN2
10/15 Iowa 49, Purdue 35	ESPN2
10/22 Wisconsin 17, Iowa 9	ESPN
11/5 Penn State 41, Iowa 14	BTN
11/12 Iowa 14, Michigan 13	ABC
11/19 Iowa 28, Illinois 0	BTN
11/25 Iowa 40, Nebraska 10	ABC
1/2 Florida 30, Iowa 3	ABC

Legend

BTN -- Big Ten Network; Big Ten -- Big Ten Conference regional network; FS1 -- FOX Sports 1; FOX -- FOX Sports;
 REG -- Iowa or opponent regional network; E-REG -- ESPN Regional; ESPN-C -- ESPN Classic

2017 (8-5)	Network
9/2	Iowa 24, Wyoming 3 _____ BTN
9/9	Iowa 44, Iowa State 41 (OT) _____ ESPN2
9/16	Iowa 31, North Texas 14 _____ ESPN2
9/23	Penn State 21, Iowa 19 _____ ABC
9/30	Michigan State 17, Iowa 10 _____ FS1
10/7	Iowa 45, Illinois 16 _____ BTN
10/21	Northwestern 17, Iowa 10 (OT) _____ ESPN2
10/28	Iowa 17, Minnesota 10 _____ FS1
11/4	Iowa 55, Ohio State 24 _____ ESPN
11/11	Wisconsin 38, Iowa 14 _____ ABC
11/18	Purdue 24, Iowa 15 _____ BTN
11/24	Iowa 56, Nebraska 14 _____ FS1
12/28	Iowa 27, Boston College 20 _____ ESPN

2018 (9-4)	Network
9/1	Iowa 33, Northern Illinois 7 _____ BTN
9/8	Iowa 13, Iowa State 3 _____ FOX
9/15	Iowa 38, Northern Iowa 14 _____ BTN
9/22	Wisconsin 28, Iowa 17 _____ FOX
10/6	Iowa 48, Minnesota 31 _____ BTN
10/13	Iowa 42, Indiana 16 _____ ESPN2
10/20	Iowa 23, Maryland 0 _____ ESPN2
10/27	Penn State 30, Iowa 24 _____ ESPN
11/3	Purdue 38, Iowa 36 _____ ESPN2
11/10	Northwestern 14, Iowa 10 _____ FOX
11/17	Iowa 63, Illinois 0 _____ BTN
11/23	Iowa 31, Nebraska 28 _____ FOX
1/1	Iowa 27, Mississippi State 22 _____ ESPN2

2019 (10-3)	Network
8/31	Iowa 38, Miami, Ohio 14 _____ FS1
9/7	Iowa 30, Rutgers 0 _____ FS1
9/14	Iowa 18, Iowa State 17 _____ FS1
9/28	Iowa 48, Middle Tenn. 3 _____ ESPN2
10/5	Michigan 10, Iowa 3 _____ FOX
10/12	Penn State 17, Iowa 12 _____ ABC
10/19	Iowa 26, Purdue 20 _____ ESPN2
10/26	Iowa 20, Northwestern 0 _____ ESPN2
11/9	Wisconsin 24, Iowa 22 _____ FOX
11/16	Iowa 23, Minnesota 19 _____ FOX
11/23	Iowa 19, Illinois 10 _____ BTN
11/29	Iowa 27, Nebraska 24 _____ BTN
12/27	Iowa 49, Southern California 24 _____ FS1

2020 (6-2)	Network
10/24	Purdue 24, Iowa 20 _____ BTN
10/31	Northwestern 21, Iowa 20 _____ ESPN
11/7	Iowa 49, Michigan State 7 _____ ESPN
11/13	Iowa 35, Minnesota 7 _____ FS1
11/21	Iowa 41, Penn State 21 _____ BTN
11/28	Iowa 26, Nebraska 20 _____ FOX
12/5	Iowa 35, Illinois 21 _____ FS1
12/12	Iowa 28, Wisconsin 7 _____ FS1

Iowa's Record by Network

ABC:	41-56-1
Big Ten (prior to BTN):	13-3-1
Big Ten Network (BTN):	36-12
CBS:	12-4-1
ESPN:	37-26-1
ESPN2:	33-17
ESPN Regional:	28-16
ESPN Classic:	1-0
ESPNU:	9-1
FOX:	8-10
Fox Sports 1/FS1:	10-1
Metro:	1-0
Mislou:	0-1
NBC:	10-4-1
Raycom:	1-1
Regional:	8-4
Versus:	0-1
WTBS:	3-1
Total:	251-158-5



No coach

1889 (0-1-0)

11/16 L Grinnell 0-24

1890 (1-1-0)

10/18 L * Grinnell 6-14

L Iowa Medical 10-22

11/27 W Iowa Wesleyan 91-0

1891 (3-2-0)

10/24 W * Cornell 64-6

11/2 L * Minnesota 4-42

11/9 L Grinnell 4-6

11/26 W Nebraska 22-0

12/5 W Kansas 18-14

Coach E.A. Dalton

1892 (3-2-1)

10/21 W Coe 48-0

10/29 W * Knox 44-0

11/5 L Kansas 4-24

11/12 L Missouri 0-22

11/16 W * Grinnell 18-12

11/24 T Nebraska 10-10

Coach Ben Donnelly

1893 (3-4-0)

10/7 W Coe 56-0

10/14 L Denver Ath. Club 0-58

10/21 W * Luther 32-0

11/4 L Kansas 24-35

11/11 L Grinnell 14-36

11/18 W * Missouri 34-12

11/30 L Nebraska 18-20

Coach Roger Sherman

1894 (4-4-1)

10/1 L * Iowa State 8-16

10/13 W * Cornell 60-0

10/20 W Augustana 34-0

10/27 T Chicago 18-18

10/29 L Wisconsin 0-44

11/3 W * Kansas 14-12

11/10 W * Grinnell 6-0

11/19 L Missouri 6-32

11/29 L *Nebraska 0-36

No coach

1895 (2-5-0)

10/12 L * Doane 0-10

10/19 W Parsons 28-0

10/28 L * Iowa State 0-24

11/2 L Kansas 0-52

11/18 L Missouri 0-34

11/19 W Penn College 14-12

11/28 L Nebraska 0-6

Coach A.E. Bull

1896 (7-1-1)

10/3 W * Drake 32-0

10/10 L Chicago 0-6

10/26 W * Kansas 6-0

11/4 W * Wilton 27-0

11/9 W Missouri 12-0

11/14 W *Grinnell 15-6

11/21 W *D.M. YMCA 34-0

11/26 T *Nebraska 0-0

11/28 W *Nebraska 6-0

Coach Otto Wagonhurst

1897 (4-4-0)

10/2 W * Wilton 22-4

10/16 W Northwestern 12-6

10/23 L * P & S 0-14

10/30 L Kansas 0-56

11/5 L * Iowa State 0-6

11/13 W Drake 16-0

11/20 W * Grinnell 16-12

11/25 L Nebraska 0-6

Coach Alden Knipe

1898 (3-4-2)

10/1 T *Knox 0-0

10/8 L Chicago 0-38

10/15 L * Drake 5-18

10/22 W * Upper Iowa 23-5

10/29 L *Rush 11-15

11/5 L * Iowa Teachers 5-11

11/12 T Grinnell 5-5

11/17 W * Simpson 12-0

11/24 W Nebraska 6-5

1899 (8-0-1)

9/23 W * Iowa Teachers 22-0

10/7 T Chicago 5-5

10/14 W * Penn 35-0

10/21 W * Rush 17-0

10/28 W * Iowa State 5-0

11/4 W Nebraska 30-0

11/11 W * Grinnell 16-6

11/18 W * Knox 33-0

11/30 W Illinois 58-0

1900 (7-0-1)

9/28 W * Upper Iowa 57-0

10/6 W * Iowa Teachers 68-0

10/13 W * Simpson 47-0

10/19 Iowa State canceled

10/26 W * Drake 26-0

11/2 W Chicago 17-0

11/10 W Michigan 28-5

11/17 W * Grinnell 63-2

11/29 T Northwestern 5-5

1901 (6-3-0)

10/5 W * Iowa Teachers 16-0

10/12 W Drake 6-5

10/19 W * Iowa State 12-0

10/26 L Minnesota 0-16

10/30 W * Coe 11-0

11/2 W * Knox 23-6

11/9 L * Illinois 0-27

11/16 W * Grinnell 17-11

11/28 L Michigan 0-50

1902 (5-4-0)

10/4 W * Iowa Teachers 63-5

10/11 W * Drake 12-0

10/18 W * Simpson 10-0

10/25 L * Minnesota 0-34

11/1 W * Iowa State 12-6

11/8 L Michigan 0-107

11/15 W Washington (MO) 61-0

11/20 L Missouri 0-6

11/27 L Illinois 0-80

Coach John Chalmers

1903 (9-2-0)

9/27 W * Cornell 6-0

9/30 W * Coe 16-0

10/3 W * Iowa Teachers 29-0

10/9 W * Drake 22-6

10/17 L Minnesota 0-75

10/24 W Grinnell 17-0

10/31 L * Nebraska 6-17

11/6 W * Simpson 35-2

11/14 W Missouri 16-0

11/21 W * Illinois 12-0

11/26 W Washington (MO) 12-2

1904 (7-4-0)

9/24 W * Coe 17-0

9/28 W * Augustana 33-2

10/1 W * Cornell 88-0

10/8 W Drake 17-0

10/15 L Chicago 0-39

10/22 W * Iowa Teachers 11-5

10/29 W * Iowa State 10-6

11/5 L Nebraska 6-17

11/12 W * Grinnell 69-0

11/19 L Illinois 0-29

11/24 L Minnesota 0-11

1905 (8-2-0)

9/26 W * Coe 27-0

9/30 W * Monmouth 40-0

10/7 L Chicago 0-42

10/21 L Minnesota 0-39

10/28 W * Iowa Teachers 41-5

11/4 W * Grinnell 45-0

11/11 W * Des Moines 72-0

11/18 W * Drake 44-0

11/25 W Iowa State 8-0

11/30 W St. Louis 31-0

Coach Mark Catlin

1906 (2-3-0)

10/27 W * Missouri 26-4

11/3 L Wisconsin 4-18

11/10 W * Coe 15-12

11/24 L * Iowa State 0-2

11/29 L St. Louis 0-39

1907 (3-2-0)

10/19 W * Missouri 21-6

10/26 W Drake 25-4

11/2 L * Wisconsin 5-6

11/9 W * Illinois 25-12

11/23 L Iowa State 14-20

1908 (2-5-0)

10/10 W * Coe 92-0

10/17 L Missouri 5-10

10/24 W Morningside 16-0

10/31 L * Nebraska 8-11

11/7 L Illinois 0-22

11/14 L * Drake 6-12

11/21 L * Kansas 5-10

Coach John Griffith

1909 (2-4-1)

10/2 L Minnesota 0-41

10/9 W * Cornell 3-0

10/23 T Nebraska 6-6

10/30 L * Missouri 12-13

11/6 L Drake 14-17

11/13 W * Iowa State 16-0

11/20 L Kansas 7-20

Coach Jess Hawley

1910 (5-2-0)
 10/4 W * Morningside 12-0
 10/8 L Northwestern 5-10
 10/15 L Missouri 0-5
 10/22 W * Purdue 16-0
 11/5 W Iowa State 2-0
 11/12 W * Drake 21-0
 11/19 W Washington (MO) 38-0

1911 (3-4-0)
 10/14 W *Morningside 11-5
 10/21 L *Cornell 0-3
 10/28 L Minnesota 6-24
 11/4 L Wisconsin 0-12
 11/11 W Purdue 11-0
 11/18 L * Iowa State 0-9
 11/25 W * Northwestern 6-0

1912 (4-3-0)
 10/5 W * Iowa Teachers 35-7
 10/12 W * Cornell 31-0
 10/19 L Chicago 14-34
 10/26 L Minnesota 7-56
 11/9 W Indiana 13-6
 11/16 W Iowa State 20-7
 11/23 L * Wisconsin (h) 10-28

1913 (5-2-0)
 10/4 W * Iowa Teachers 45-3
 10/6 W * Cornell 76-0
 10/18 L Chicago 6-23
 10/25 W Northwestern 78-6
 11/8 W * Indiana 60-0
 11/15 W * Iowa State (h) 45-7
 11/22 L Nebraska 0-12

1914 (4-3-0)
 10/3 W * Iowa Teachers 95-0
 10/10 W * Cornell 49-0
 10/17 L Chicago 0-7
 10/24 L * Minnesota (h) 0-7
 11/7 W Northwestern 27-0
 11/14 W Iowa State 26-6
 11/21 L * Nebraska 7-16

1915 (3-4-0)
 10/2 W * Cornell 33-0
 10/9 W Morningside 17-6
 10/16 W * Northwestern 9-6
 10/23 L Minnesota 13-51
 11/6 L Purdue 13-19
 11/13 L * Iowa State (h) 0-16
 11/20 L Nebraska 7-52

Coach Howard Jones

1916 (4-3-0)
 10/7 W * Cornell 31-6
 10/14 W * Grinnell 17-7
 10/21 W * Purdue 24-6
 10/28 L Minnesota 0-67
 11/11 L Northwestern 13-20
 11/18 W Iowa State 19-16
 11/25 L * Nebraska (h) 17-34

1917 (3-5-0)
 10/6 W * Cornell 22-13
 10/13 L Nebraska 0-47
 10/20 L * Grinnell 0-10
 10/27 L Wisconsin 0-20
 11/3 L * Great Lakes 14-23
 11/10 W * South Dakota 35-0
 11/17 L Northwestern 14-25
 11/24 W * Iowa State (h) 6-3

1918 (6-2-1)
 9/28 L * Great Lakes 0-10
 10/5 W Nebraska 12-0
 10/12 W * Coe 27-0
 10/19 W * Cornell 34-0
 11/2 L * Illinois 0-19
 11/9 W * Minnesota (h) 6-0
 11/16 W * Iowa State 21-0
 11/23 W * Northwestern 23-7
 11/30 T Camp Dodge 0-0

1919 (5-2-0)
 10/4 W * Nebraska 18-0
 10/18 L Illinois 7-9
 10/25 W Minnesota 9-6
 11/1 W * South Dakota 26-13
 11/8 W Northwestern 14-7
 11/15 L Chicago 6-9
 11/22 W * Iowa State (h) 10-0

1920 (5-2-0)
 10/2 W Indiana 14-7
 10/9 W * Cornell 63-0
 10/16 L Illinois 3-20
 10/23 L Chicago 0-10
 11/6 W * Northwestern 20-0
 11/13 W * Minnesota (h) 28-7
 11/20 W Iowa State 14-10

1921 (7-0-0)
 10/1 W * Knox 52-14
 10/8 W * Notre Dame 10-7
 10/15 W * Illinois (h) 14-2
 10/29 W Purdue 13-6
 11/5 W Minnesota 41-7
 11/12 W * Indiana 41-0
 11/19 W Northwestern 14-0

1922 (7-0-0)
 10/7 W * Knox 61-0
 10/14 W Yale 6-0
 10/21 W Illinois 8-7
 10/28 W * Purdue 56-0
 11/11 W * Minnesota (h) 28-14
 11/18 W Ohio State 12-9
 11/25 W * Northwestern 37-3

1923 (5-3-0)
 9/29 W * Oklahoma A&M 20-0
 10/6 W * Knox 44-3
 10/13 W * Purdue 7-0
 10/20 L * Illinois (h) 6-9
 10/27 W Ohio State 20-0
 11/3 L * Michigan 3-9
 11/17 L Minnesota 7-20
 11/24 W Northwestern 17-14

Coach Burt Ingwersen

1924 (6-1-1)
 10/4 W * SE Oklahoma 43-0
 10/14 T * Ohio State 0-0
 10/18 W * Lawrence 13-5
 10/25 W * Minnesota (h) 13-0
 11/1 L Illinois 0-36
 11/8 W * Butler 7-0
 11/15 W Wisconsin 21-7
 11/22 W Michigan 9-2

1925 (5-3-0)
 10/3 W * Arkansas 26-0
 10/10 W * St. Louis 41-0
 10/17 W * Illinois (h) 12-10
 10/24 W Ohio State 15-0
 10/31 W * Wabash 28-7
 11/7 L * Wisconsin 0-6
 11/14 L Minnesota 0-33
 11/21 L Southern Cal 0-18

1926 (3-5-0)
 10/2 W * Colorado Teachers 24-0
 10/9 W * North Dakota 40-7
 10/16 L Illinois 6-13
 10/23 L Ohio State 6-23
 10/30 W * Carroll 21-0
 11/6 L * Minnesota (h) 0-41
 11/13 L Wisconsin 10-20
 11/20 L * Northwestern 6-13

1927 (4-4-0)
 10/1 W * Monmouth 32-6
 10/8 L * Ohio State 6-13
 10/15 W * Wabash 38-0
 10/22 L Minnesota 0-38
 10/29 W * Denver 15-0
 11/5 L * Illinois (h) 0-14
 11/12 W Wisconsin 16-0
 11/19 L Northwestern 0-12

1928 (6-2-0)
 10/6 W * Monmouth 26-0
 10/13 W Chicago 13-0
 10/20 W * Ripon 61-6
 10/27 W * Minnesota (h) 7-6
 11/3 W * South Dakota 19-0
 11/10 W Ohio State 14-7
 11/17 L * Wisconsin 0-13
 11/24 L Michigan 7-10

1929 (4-2-2)
 9/28 W * Carroll (at Iowa Field) 46-0
 10/5 W * Monmouth 46-0
 10/12 L Ohio State 6-7
 10/19 T * Illinois (h) 7-7
 10/26 W Wisconsin 14-0
 11/9 W * Minnesota 9-7
 11/16 L Purdue 0-7
 11/23 T Michigan 0-0

1930 (4-4-0)
 9/27 W * Bradley Tech 38-12
 10/4 L * Oklahoma A&M 0-6
 10/11 L * Centenary 12-19
 10/18 L * Purdue 0-20
 11/1 W Detroit 7-3
 11/8 L Marquette 0-7
 11/15 W * Penn State (h) 19-0
 11/22 W * Nebraska 12-7



1931 (1-6-1)

10/3	L	*	Pittsburgh	0-20
10/10	L		Texas A&M	0-29
10/17	T	*	Indiana (h)	0-0
10/24	L	*	Minnesota	0-34
10/31	W	*	George Washington	7-0
11/7	L		Nebraska	0-7
11/14	L		Purdue	0-22
11/21	L	*	Northwestern	0-19

Coach Ossie Solem

1932 (1-7-0)

10/1	W	*	Bradley Tech	31-7
10/8	L		Wisconsin	0-34
10/15	L		Indiana	0-12
10/22	L	*	Minnesota (h)	6-21
10/28	L		Geo. Washington	6-21
11/5	L	*	Nebraska	13-14
11/12	L	*	Purdue	0-18
11/19	L		Northwestern	6-44

1933 (5-3-0)

9/30	W		Northwestern	7-0
10/7	W	*	Bradley Tech	38-0
10/21	W	*	Wisconsin (h)	26-7
10/28	L		Minnesota	7-19
11/4	W	*	Iowa State	27-7
11/11	L		Michigan	6-10
11/18	W		Purdue	14-6
11/25	L		Nebraska	6-7

1934 (2-5-1)

9/29	W	*	South Dakota	34-0
10/6	W		Northwestern	20-7
10/13	L		Nebraska	13-14
10/20	L		Iowa State	6-31
10/27	L	*	Minnesota (h)	12-48
11/3	T		Indiana	0-0
11/10	L	*	Purdue	6-13
11/24	L		Ohio State	7-40

1935 (4-2-2)

9/28	W	*	Bradley Tech	26-0
10/5	W	*	South Dakota	47-2
10/12	W	*	Colgate	12-6
10/26	W		Illinois	19-0
11/2	T	*	Indiana	6-6
11/9	L	*	Minnesota (h)	6-13
11/16	L		Purdue	6-12
11/23	T		Northwestern	0-0

1936 (3-4-1)

9/26	W	*	Carleton	14-0
10/3	L		Northwestern	7-18
10/10	W	*	South Dakota	33-7
10/17	T	*	Illinois (h)	0-0
10/31	L		Indiana	6-13
11/7	L		Minnesota	0-52
11/14	L	*	Purdue	0-13
11/21	W		Temple	25-0

Coach Irl Tubbs

1937 (1-7-0)

9/25	L		Washington	0-14
10/9	W	*	Bradley Tech	14-7
10/16	L		Wisconsin	6-13
10/23	L	*	Michigan	6-7
10/30	L		Purdue	0-13
11/6	L	*	Minnesota (h)	10-35
11/13	L	*	Indiana	0-3
11/20	L		Nebraska	0-28

1938 (1-6-1)

9/23	L		UCLA	3-27
10/8	L	*	Wisconsin (h)	13-31
10/15	W		Chicago	27-14
10/22	L	*	Colgate	0-14
10/29	T	*	Purdue	0-0
11/5	L		Minnesota	0-28
11/12	L		Indiana	3-7
11/19	L	*	Nebraska	0-14

Coach Eddie Anderson

1939 (6-1-1)

9/30	W	*	South Dakota	41-0
10/7	W	*	Indiana	32-29
10/14	L		Michigan	7-27
10/28	W		Wisconsin	19-13
11/4	W		Purdue	4-0
11/11	W	*	Notre Dame	7-6
11/18	W	*	Minnesota (h)	13-9
11/25	T		Northwestern	7-7

1940 (4-4-0)

10/5	W	*	South Dakota	46-0
10/12	W	*	Wisconsin	30-12
10/19	L		Indiana	6-10
10/26	L		Minnesota	6-34
11/2	L	*	Purdue (h)	6-21
11/9	L		Nebraska	6-14
11/16	W		Notre Dame	7-0
11/23	W	*	Illinois	18-7

1941 (3-5-0)

9/27	W	*	Drake	25-8
10/4	L		Michigan	0-6
10/18	L		Wisconsin	0-23
10/25	L		Purdue	6-7
11/1	W	*	Indiana (h)	13-7
11/8	W		Illinois	21-0
11/15	L	*	Minnesota	13-34
11/22	L		Nebraska	13-14

1942 (6-4-0)

9/19	W	*	Washington (MO)	26-7
9/26	W	*	Nebraska	27-0
10/3	L	*	Great Lakes	0-25
10/10	W	*	Camp Grant	33-16
10/17	L	*	Illinois	7-12
10/24	W		Indiana	14-13
10/31	W	*	Purdue	13-7
11/7	W	*	Wisconsin (h)	6-0
11/14	L		Minnesota	7-27
11/28	L		Michigan	14-28

Coach Slip Madigan

1943 (1-6-1)

9/25	L		Great Lakes	7-21
10/2	L	*	Wisconsin	5-7
10/9	L	*	Iowa Preflight	0-25
10/16	T	*	Indiana	7-7
10/23	L		Purdue	7-28
11/6	L	*	Illinois (h)	10-19
11/13	L		Minnesota	14-33
11/20	W		Nebraska	33-13

1944 (1-7-0)

10/7	L		Ohio State	0-34
10/14	L		Illinois	6-40
10/21	L	*	Purdue (h)	7-26
10/28	L		Indiana	0-32
11/4	W	*	Nebraska	27-6
11/11	L		Wisconsin	7-26
11/18	L	*	Minnesota	0-46
11/25	L	*	Iowa Preflight	6-30

Coach Clem Crowe

1945 (2-7-0)

9/29	W	*	Berg AAF	14-13
10/6	L		Ohio State	0-42
10/13	L		Purdue	0-40
10/20	L	*	Indiana	20-52
10/27	L		Notre Dame	0-56
11/3	L	*	Wisconsin (h)	7-27
11/10	L		Illinois	7-48
11/17	W	*	Minnesota	20-19
11/24	L		Nebraska	6-13

Coach Eddie Anderson

1946 (5-4-0)

9/21	W	*	North Dakota St.	39-0
9/28	W	*	Purdue	16-0
10/5	L		Michigan	7-14
10/12	W	*	Nebraska	21-7
10/19	W		Indiana	13-0
10/26	L	*	Notre Dame	6-41
11/2	L	*	Illinois (h)	0-7
11/9	W		Wisconsin	21-7
11/16	L		Minnesota	6-16

1947 (3-5-1)

9/20	W	*	North Dakota St.	59-0
9/26	L		UCLA	7-22
10/4	L	*	Illinois	12-35
10/11	W	*	Indiana (h)	27-14
10/18	T		Ohio State	13-13
10/25	L		Notre Dame	0-21
11/1	L		Purdue	0-21
11/8	L		Wisconsin	14-46
11/15	W	*	Minnesota	13-7

1948 (4-5-0)

9/25	W	*	Marquette	14-12
10/2	L		Indiana	0-7
10/9	W		Ohio State	14-7
10/16	L	*	Purdue (h)	13-20
10/23	L	*	Notre Dame	12-27
10/30	W	*	Wisconsin	19-13
11/6	L		Illinois	0-14
11/13	L	*	Minnesota	21-28
11/20	W		Boston Univ.	34-14

1949 (4-5-0)

9/24	L	*	UCLA	25-41
10/1	W		Purdue	21-7
10/8	L	*	Illinois	14-20
10/15	W	*	Indiana (h)	35-9
10/22	W	*	Northwestern	28-21
10/29	W	*	Oregon	34-31
11/5	L		Minnesota	7-55
11/12	L		Wisconsin	13-35
11/19	L		Notre Dame	7-28

Coach Leonard Raffensperger

1950 (3-5-1)
 9/29 W Southern Cal 20-14
 10/7 L Indiana 7-20
 10/14 L * Wisconsin 0-14
 10/21 W * Purdue (h) 33-21
 10/28 L Ohio State 21-83
 11/4 W Minnesota 13-0
 11/11 L * Illinois 7-21
 11/18 T * Notre Dame 14-14
 11/24 L Miami (FL) 6-14

1951 (2-5-2)
 9/29 W * Kansas State 16-0
 10/6 L Purdue 30-34
 10/13 W * Pittsburgh 34-17
 10/20 L * Michigan (h) 0-21
 10/27 L Ohio State 21-47
 11/3 T * Minnesota 20-20
 11/10 L Illinois 13-40
 11/17 L Wisconsin 7-34
 11/24 T Notre Dame 20-20

Coach Forest Evashevski

1952 (2-7-0)
 9/27 L Pittsburgh 14-26
 10/4 L Indiana 13-20
 10/11 L Purdue 14-41
 10/18 L * Wisconsin 13-42
 10/25 W * Ohio State (h) 8-0
 11/1 L Minnesota 7-17
 11/8 L * Illinois 13-33
 11/15 W Northwestern 39-14
 11/22 L * Notre Dame 0-27

1953 (5-3-1)
 9/26 L * Michigan State 7-21
 10/3 W * Washington State 54-12
 10/10 L Michigan 13-14
 10/17 W * Wyoming 21-7
 10/24 W * Indiana (h) 19-13
 10/31 L Wisconsin 6-10
 11/7 W Purdue 26-0
 11/14 W * Minnesota 27-0
 11/21 T Notre Dame 14-14

1954 (5-4-0)
 9/25 W * Michigan State 14-10
 10/2 W * Montana 48-6
 10/9 L Michigan 13-14
 10/16 L Ohio State 14-20
 10/23 W Indiana 27-14
 10/30 W * Wisconsin 13-7
 11/6 W * Purdue (h) 25-14
 11/13 L Minnesota 20-22
 11/20 L * Notre Dame 18-34

1955 (3-5-1)
 9/24 W * Kansas State 28-7
 10/1 L Wisconsin 14-37
 10/8 W * Indiana 20-6
 10/15 T * Purdue (h) 20-20
 10/21 L UCLA 13-33
 10/29 L Michigan 21-33
 11/5 W * Minnesota 26-0
 11/12 L Ohio State 10-20
 11/19 L Notre Dame 14-17

1956 (9-1-0)
 9/29 W Indiana 27-0
 10/6 W * Oregon State 14-13
 10/13 W * Wisconsin 13-7
 10/20 W * Hawaii 34-0
 10/27 W Purdue 21-20
 11/3 L * Michigan (h) 14-17
 11/10 W Minnesota 7-0
 11/17 W * Ohio State 6-0
 11/24 W * Notre Dame 48-8
 1/1 W * Oregon State (n) 35-19
 % -- Rose Bowl at Pasadena, Calif.

1957 (7-1-1)
 9/28 W * Utah State 70-14
 10/5 W * Washington State 20-13
 10/12 W Indiana 47-7
 10/19 W * Wisconsin (h) 21-7
 10/26 W Northwestern 6-0
 11/2 T Michigan 21-21
 11/9 W * Minnesota 44-20
 11/16 L Ohio State 13-17
 11/23 W Notre Dame 21-13

1958 (8-1-1)
 9/27 W * TCU 17-0
 10/4 T * Air Force 13-13
 10/11 W * Indiana 34-13
 10/18 W Wisconsin 20-9
 10/25 W * Northwestern (h) 26-20
 11/1 W Michigan 37-14
 11/8 W Minnesota 28-6
 11/15 L * Ohio State 28-38
 11/22 W * Notre Dame 31-21
 1/1 W * California (n) 38-12
 % -- Rose Bowl at Pasadena, Calif.

1959 (5-4-0)
 9/26 W California 42-12
 10/3 L * Northwestern 10-14
 10/10 W * Michigan State (h) 37-8
 10/17 L Wisconsin 16-25
 10/24 L Purdue 7-14
 10/31 W * Kansas State 53-0
 11/7 W * Minnesota 33-0
 11/14 W Ohio State 16-7
 11/21 L * Notre Dame 19-20

1960 (8-1-0)
 9/24 W * Oregon State 22-12
 10/1 W Northwestern 42-0
 10/8 W Michigan State 27-15
 10/15 W * Wisconsin 28-21
 10/22 W * Purdue (h) 21-14
 10/29 W * Kansas 21-7
 11/5 L Minnesota 10-27
 11/12 W * Ohio State 35-12
 11/19 W Notre Dame 28-0

Coach Jerry Burns

1961 (5-4-0)
 9/30 W * California 28-7
 10/7 W Southern Cal 35-34
 10/14 W * Indiana 27-8
 10/21 W * Wisconsin (h) 47-15
 10/28 L Purdue 0-9
 11/4 L Ohio State 13-29
 11/11 L * Minnesota 9-16
 11/18 L Michigan 14-23
 11/25 W * Notre Dame 42-21

1962 (4-5-0)
 9/29 W * Oregon State 28-8
 10/6 L * USC 0-7
 10/13 W Indiana 14-10
 10/20 L Wisconsin 14-42
 10/27 L * Purdue (h) 3-26
 11/3 W * Ohio State 28-14
 11/10 L Minnesota 0-10
 11/17 W * Michigan 28-14
 11/24 L Notre Dame 12-35

1963 (3-3-2)
 9/28 T * Washington State 14-14
 10/5 W Washington 17-7
 10/12 W * Indiana (h) 37-26
 10/19 L * Wisconsin 7-10
 10/26 L Purdue 0-14
 11/2 L Ohio State 3-7
 11/9 W * Minnesota 27-13
 11/16 T Michigan 21-21
 11/23 Notre Dame canceled

1964 (3-6-0)
 9/26 W * Idaho 34-24
 10/3 W * Washington 28-18
 10/10 W Indiana 21-20
 10/17 L Wisconsin 21-31
 10/24 L * Purdue (h) 14-19
 10/31 L * Ohio State 19-21
 11/7 L Minnesota 13-14
 11/14 L * Michigan 20-34
 11/21 L Notre Dame 0-28

1965 (1-9-0)
 9/18 L * Washington State 0-7
 9/25 W Oregon State 27-7
 10/2 L Wisconsin 13-16
 10/9 L * Purdue (h) 14-17
 10/16 L * Minnesota 3-14
 10/23 L Northwestern 0-9
 10/30 L Indiana 17-21
 11/6 L * Michigan State 0-35
 11/13 L Ohio State 0-38
 11/20 L * North Carolina St. 20-28

Coach Ray Nagel

1966 (2-8-0)
 9/17 W * Arizona 31-20
 9/24 L * Oregon State 3-17
 10/1 L * Wisconsin 0-7
 10/8 L Purdue 0-35
 10/15 L Minnesota 0-17
 10/22 L * Northwestern (h) 15-24
 10/29 W * Indiana 20-19
 11/5 L Michigan State 7-56
 11/12 L * Ohio State 10-14
 11/18 L Miami (FL) 0-44

1967 (1-8-1)
 9/23 W * TX Christian 24-9
 9/30 L * Oregon State 18-38
 10/7 L Notre Dame 6-56
 10/14 L Indiana 17-21
 10/21 T Wisconsin 21-21
 10/28 L * Purdue (h) 22-41
 11/4 L * Minnesota 0-10
 11/11 L Northwestern 24-39
 11/18 L Ohio State 10-21
 11/25 L * Illinois 19-21



1968 (5-5-0)

9/21	W	*	Oregon State	21-20
9/28	L		TX Christian	17-28
10/5	L	*	Notre Dame	28-51
10/12	L	*	Indiana (h)	34-38
10/19	W	*	Wisconsin	41-0
10/26	L		Purdue	14-44
11/2	W		Minnesota	35-28
11/9	W	*	Northwestern	68-34
11/16	L	*	Ohio State	27-33
11/23	W		Illinois	37-13

1969 (5-5-0)

9/20	L	*	Oregon State	14-42
9/27	W	*	Washington State	61-35
10/4	W	*	Arizona	31-19
10/11	L		Wisconsin	17-23
10/18	L		Purdue	31-35
10/25	W	*	Michigan State (h)	19-18
11/1	L	*	Minnesota	8-35
11/8	W		Indiana	28-17
11/15	L	*	Michigan	6-51
11/22	W		Illinois	40-0

1970 (3-6-1)

9/19	L		Oregon State	14-21
9/26	L	*	Southern Cal	0-48
10/3	L		Arizona	10-17
10/10	W	*	Wisconsin	24-14
10/17	L	*	Purdue (h)	3-24
10/24	L		Michigan State	0-37
10/31	T		Minnesota	14-14
11/7	W	*	Indiana	42-13
11/14	L		Michigan	0-55
11/21	W	*	Illinois	22-16

Coach Frank Lauterbur

1971 (1-10-0)

9/11	L		Ohio State	21-52
9/18	L		Oregon State	19-33
9/25	L	*	Penn State	14-44
10/2	L		Purdue	13-45
10/9	L	*	Northwestern (h)	3-28
10/16	L	*	Minnesota	14-19
10/23	L		Michigan State	3-34
10/30	W	*	Wisconsin	20-16
11/6	L		Michigan	7-63
11/13	L	*	Indiana	7-14
11/20	L		Illinois	0-31

1972 (3-7-1)

9/16	L		Ohio State	0-21
9/23	W	*	Oregon State	19-11
9/30	L		Penn State	10-14
10/7	L	*	Purdue	0-24
10/14	W		Northwestern	23-12
10/21	L		Minnesota	14-43
10/28	T	*	Michigan State (h)	6-6
11/4	L		Wisconsin	14-16
11/11	L	*	Michigan	0-31
11/18	L		Indiana	8-16
11/25	W	*	Illinois	15-14

1973 (0-11-0)

9/15	L	*	Michigan	7-31
9/22	L		UCLA	18-55
9/29	L		Penn State	8-27
10/6	L	*	Arizona	20-23
10/13	L		Northwestern	15-31
10/20	L	*	Minnesota (h)	23-31
10/27	L		Illinois	0-50
11/3	L	*	Purdue	23-48
11/10	L		Wisconsin	7-35
11/17	L		Ohio State	13-55
11/24	L	*	Michigan State	6-15

Coach Bob Commings

1974 (3-8-0)

9/14	L		Michigan	7-24
9/21	W	*	UCLA	21-10
9/28	L	*	Penn State	0-27
10/5	L		Southern Cal	3-41
10/12	W	*	Northwestern (h)	35-10
10/19	L	*	Minnesota	17-23
10/26	W	*	Illinois	14-12
11/2	L		Purdue	14-38
11/9	L	*	Wisconsin	15-28
11/16	L	*	Ohio State	10-35
11/23	L		Michigan State	21-60

1975 (3-8-0)

9/13	L	*	Illinois	12-27
9/20	L		Syracuse	7-10
9/27	L	*	Penn State	10-30
10/4	L	*	Southern Cal	16-27
10/11	L		Ohio State	0-49
10/18	W		Indiana	20-10
10/25	L	*	Minnesota (h)	7-31
11/1	W		Northwestern	24-21
11/8	W	*	Wisconsin	45-28
11/15	L		Purdue	18-19
11/22	L	*	Michigan State	23-27

1976 (5-6-0)

9/11	L		Illinois	6-24
9/18	W	*	Syracuse	41-3
9/25	W		Penn State	7-6
10/2	L		Southern Cal	0-55
10/9	L	*	Ohio State	14-34
10/16	L	*	Indiana (h)	7-14
10/23	W		Minnesota	22-12
10/30	W	*	Northwestern	13-10
11/6	L		Wisconsin	21-38
11/13	L	*	Purdue	0-21
11/20	W		Michigan State	30-17

1977 (5-6-0)

9/10	W	*	Northwestern	24-0
9/17	W	*	Iowa State	12-10
9/24	L	*	Arizona	7-41
10/1	W	#	UCLA	16-34
10/8	W	*	Minnesota	18-6
10/15	L	*	Ohio State (h)	6-27
10/22	L		Purdue	21-34
10/29	L		Michigan	6-23
11/5	L	*	Indiana	21-24
11/12	W		Wisconsin	24-8
11/19	L	*	Michigan State	16-22

#awarded forfeit by NCAA

1978 (2-9-0)

9/16	W	*	Northwestern	20-3
9/23	L	*	Iowa State	0-31
9/30	L		Arizona	3-23
10/7	L	*	Utah	9-13
10/14	L		Minnesota	20-22
10/21	L		Ohio State	7-31
10/28	L	*	Purdue (h)	7-34
11/4	L	*	Michigan	0-34
11/11	L		Indiana	14-34
11/18	W	*	Wisconsin	38-24
11/25	L		Michigan State	7-42

Coach Hayden Fry

1979 (5-6-0)

9/8	L	*	Indiana	26-30
9/15	L		Oklahoma	6-21
9/22	L	*	Nebraska	21-24
9/29	W	*	Iowa State	30-14
10/6	W		Illinois	13-7
10/13	W		Northwestern	58-6
10/20	L	*	Minnesota (h)	7-24
10/27	W		Wisconsin	24-13
11/3	L	*	Purdue	14-20
11/10	L		Ohio State	7-34
11/17	W	*	Michigan State	33-23

1980 (4-7-0)

9/13	W		Indiana	16-7
9/20	L		Nebraska	0-57
9/27	L	*	Iowa State	7-10
10/4	L	*	Arizona	3-5
10/11	L	*	Illinois	14-20
10/18	W	*	Northwestern (h)	25-3
10/25	L		Minnesota	6-24
11/1	W	*	Wisconsin	22-13
11/8	L		Purdue	13-58
11/15	L	*	Ohio State	7-41
11/22	W		Michigan State	41-0

1981 (8-4-0)

9/12	W	*	Nebraska	10-7
9/19	L		Iowa State	12-23
9/26	W	*	UCLA	20-7
10/3	W		Northwestern	64-0
10/10	W	*	Indiana (h)	42-28
10/17	W		Michigan	9-7
10/24	L	*	Minnesota	10-12
10/31	L		Illinois	7-24
11/7	W	*	Purdue	33-7
11/14	W		Wisconsin	17-7
11/21	W	*	Michigan State	36-7
1/1	L	%	Washington (n)	0-28

% - - Rose Bowl at Pasadena, Calif.

1982 (8-4-0)

9/11	L		Nebraska	7-42
9/18	L	*	Iowa State	7-19
9/25	W		Arizona	17-14
10/2	W	*	Northwestern (h)	45-7
10/9	W		Indiana	24-20
10/16	L	*	Michigan	7-29
10/23	W		Minnesota	21-16
10/30	W	*	Illinois	14-13
11/6	L		Purdue	7-16
11/13	W	*	Wisconsin	28-14
11/20	W		Michigan State	24-18
12/31	W	%	Tennessee (n)	28-22

% - - Peach Bowl at Atlanta, Ga.

1983 (9-3-0)

9/10	W	Iowa State	51-10
9/17	W	Penn State	42-34
9/24	W *	Ohio State	20-14
10/1	L	Illinois	0-33
10/8	W *	Northwestern (h)	61-21
10/15	W *	Purdue	31-14
10/22	L	Michigan	13-16
10/29	W *	Indiana	49-3
11/5	W	Wisconsin	34-14
11/12	W	Michigan State	12-6
11/19	W *	Minnesota	61-10
12/30	L %	Florida (n)	6-14

% - - Gator Bowl at Jacksonville, Fla.

1984 (8-4-1)

9/8	W *	Iowa State	59-21
9/15	L *	Penn State	17-20
9/22	L	Ohio State	26-45
9/29	W *	Illinois (h)	21-16
10/6	W	Northwestern	31-3
10/13	W	Purdue	40-3
10/20	W *	Michigan	26-0
10/27	W	Indiana	24-20
11/3	T *	Wisconsin	10-10
11/10	L *	Michigan State	16-17
11/17	L	Minnesota	17-23
12/1	W	Hawaii	17-6
12/26	W %	Texas (n)	55-17

% - - Freedom Bowl at Anaheim, Calif.

1985 (10-2-0)

9/14	W *	Drake	58-0
9/21	W *	Northern Illinois	48-20
9/28	W	Iowa State	57-3
10/5	W *	Michigan State (h)	35-31
10/12	W	Wisconsin	23-13
10/19	W *	Michigan	12-10
10/26	W	Northwestern	49-10
11/2	L	Ohio State	13-22
11/9	W *	Illinois	59-0
11/16	W	Purdue	27-24
11/23	W *	Minnesota	31-9
1/1	L %	UCLA (n)	28-45

% - - Rose Bowl at Pasadena, Calif.

1986 (9-3-0)

9/13	W *	Iowa State	43-7
9/20	W *	Northern Illinois	57-3
9/27	W *	UTEP	69-7
10/4	W	Michigan State	24-21
10/11	W *	Wisconsin (h)	17-6
10/18	L	Michigan	17-20
10/25	W *	Northwestern	27-20
11/1	L *	Ohio State	10-31
11/8	L	Illinois	16-20
11/15	W *	Purdue	42-14
11/22	W	Minnesota	30-27
12/30	W %	San Diego State (n)	39-38

% - - Holiday Bowl, at San Diego, Calif.

1987 (10-3-0)

8/30	L \$	Tennessee (n)	22-23
9/12	W	Arizona	15-14
9/19	W	Iowa State	48-9
9/26	W *	Kansas State	38-13
10/3	L *	Michigan State	14-19
10/10	W	Wisconsin	31-10
10/17	L	Michigan	10-37
10/24	W *	Purdue (h)	38-14
10/31	W *	Indiana	29-21
11/7	W	Northwestern	52-24
11/14	W	Ohio State	29-27
11/21	W *	Minnesota	34-20
12/30	W %	Wyoming (n)	20-19

\$ - - Kickoff Classic at East Rutherford, N.J.
 % - - Holiday Bowl at San Diego, Calif.

1988 (6-4-3)

9/3	L	Hawaii	24-27
9/10	W	Kansas State	45-10
9/17	L *	Colorado	21-24
9/24	W *	Iowa State	10-3
10/1	T	Michigan State	10-10
10/8	W *	Wisconsin (h)	31-6
10/15	T *	Michigan	17-17
10/22	W	Purdue	31-7
10/29	L	Indiana	34-45
11/5	W *	Northwestern	35-10
11/12	T *	Ohio State	24-24
11/19	W	Minnesota	31-22
12/31	L %	North Carolina St. (n)	23-28

% - - Peach Bowl at Atlanta, Ga.

1989 (5-6-0)

9/16	L *	Oregon	6-44
9/23	W	Iowa State	31-21
9/30	W *	Tulsa	30-22
10/7	L *	Michigan State	14-17
10/14	W	Wisconsin	31-24
10/21	L *	Michigan (h)	12-26
10/28	W	Northwestern	35-22
11/4	L *	Illinois	7-31
11/11	L	Ohio State	0-28
11/18	W	Purdue	24-0
11/25	L *	Minnesota	7-43

1990 (8-4-0)

9/15	W *	Cincinnati	63-10
9/22	W *	Iowa State	45-35
9/29	L	Miami (FL)	21-48
10/6	W	Michigan State	12-7
10/13	W *	Wisconsin	30-10
10/20	W	Michigan	24-23
10/27	W *	Northwestern (h)	56-14
11/3	W	Illinois	54-28
11/10	L *	Ohio State	26-27
11/17	W *	Purdue	38-9
11/24	L	Minnesota	24-31
1/1	L %	Washington (n)	34-46

% - - Rose Bowl at Pasadena, Calif.

1991 (10-1-1)

9/7	W *	Hawaii	53-10
9/14	W	Iowa State	29-10
9/28	W *	Northern Illinois	58-7
10/5	L *	Michigan	24-43
10/12	W	Wisconsin	10-6
10/19	W *	Illinois (h)	24-21
10/26	W	Purdue	31-21
11/2	W	Ohio State	16-9
11/9	W *	Indiana	38-21
11/16	W	Northwestern	24-10
11/23	W *	Minnesota	23-8
12/30	T %	Brigham Young (n)	13-13

% - - Holiday Bowl at San Diego, Calif.

1992 (5-7-0)

8/29	L \$	N.C. State (n)	14-24
9/5	L *	Miami (FL)	7-24
9/12	W *	Iowa State	21-7
9/26	L	Colorado	12-28
10/3	L	Michigan	28-52
10/10	W *	Wisconsin	23-22
10/17	W	Illinois	24-14
10/24	L *	Purdue (h)	16-27
10/31	L *	Ohio State	15-38
11/7	W	Indiana	14-0
11/14	W *	Northwestern	56-14
11/21	L	Minnesota	13-28

\$ - - Kickoff Classic at East Rutherford, N.J.

1993 (6-6-0)

9/4	W *	Tulsa	26-25
9/11	W	Iowa State	31-28
9/18	L *	Penn State	0-31
10/2	L	Michigan	7-24
10/9	L	Indiana	10-16
10/16	L *	Illinois (h)	3-49
10/23	L	Michigan State	10-24
10/30	W *	Purdue	26-17
11/6	W *	Northern Illinois	54-20
11/13	W	Northwestern	23-19
11/20	W *	Minnesota	21-3
12/31	L %	California (n)	3-37

% - - Builders Square Alamo Bowl at San Antonio, Texas

1994 (5-5-1)

9/3	W *	Central Michigan	52-21
9/10	W *	Iowa State	37-9
9/17	L	Penn State	21-61
9/24	L	Oregon	18-40
10/1	L *	Michigan	14-29
10/8	L *	Indiana (h)	20-27
10/15	L	Illinois	7-47
10/22	W *	Michigan State	19-14
10/29	T	Purdue	21-21
11/12	W *	Northwestern	49-13
11/19	W	Minnesota	49-42

1995 (8-4-0)

9/9	W *	Northern Iowa	34-13
9/16	W	Iowa State	27-10
9/30	W *	New Mexico State	59-21
10/7	W	Michigan State	21-7
10/14	W *	Indiana (h)	22-13
10/21	L *	Penn State	27-41
10/28	L	Ohio State	35-56
11/4	L *	Illinois	7-26
11/11	L	Northwestern	20-31
11/18	W	Wisconsin	33-20
11/25	W *	Minnesota	45-3
12/29	W %	Washington (n)	38-18

% - - Sun Bowl at El Paso, Texas



1996 (9-3-0)

9/7	W	*	Arizona	21-20
9/14	W	*	Iowa State	38-13
9/21	L		Tulsa	20-27
10/5	W	*	Michigan State (h)	37-30
10/12	W		Indiana	31-10
10/19	W		Penn State	21-20
10/26	L	*	Ohio State	26-38
11/2	W		Illinois	31-21
11/9	L	*	Northwestern	13-40
11/16	W	*	Wisconsin	31-0
11/23	W		Minnesota	43-24
12/29	W	%	Texas Tech (n)	27-0

% - - Builders Square Alamo Bowl at San Antonio, Texas

1997 (7-5-0)

9/6	W	*	Northern Iowa	66-0
9/13	W	*	Tulsa	54-16
9/20	W		Iowa State	63-20
9/27	W	*	Illinois	38-10
10/4	L		Ohio State	7-23
10/18	L		Michigan	24-28
10/25	W	*	Indiana (h)	62-0
11/1	W	*	Purdue	35-17
11/8	L		Wisconsin	10-13
11/15	L		Northwestern	14-15
11/22	W	*	Minnesota	31-0
12/31	L	%	Arizona State (n)	7-17

% - - Norwest Sun Bowl at El Paso, Texas

1998 (3-8-0)

9/5	W	*	Central Michigan	38-0
9/12	L	*	Iowa State	9-27
9/19	L		Arizona	11-35
9/26	W		Illinois	37-14
10/3	L	*	Michigan	9-12
10/10	W	*	Northwestern (h)	26-24
10/17	L		Indiana	7-14
10/24	L	*	Wisconsin	0-31
10/31	L		Purdue	14-36
11/14	L	*	Ohio State	14-45
11/21	L		Minnesota	7-49

Coach Kirk Ferentz

1999 (1-10)

9/4	L	*	#5 Nebraska	7-42
9/11	L		Iowa State	10-17
9/18	W	*	Northern Illinois	24-0
10/2	L		#14 Michigan State	3-49
10/9	L	*	#2 Penn State	7-31
10/16	L		Northwestern	21-23
10/23	L	*	Indiana (h)	31-38
10/30	L		#21 Ohio State	11-41
11/6	L	*	Illinois	24-40
11/13	L		#9 Wisconsin	3-41
11/20	L	*	#17 Minnesota	21-25

2000 (3-9)

8/26	L	\$	#8 Kansas State (n)	7-27
9/9	L	*	Western Michigan	21-27
9/16	L	*	Iowa State	14-24
9/23	L		#1 Nebraska	13-42
9/30	L		Indiana	33-45
10/7	W	*	#25 Michigan State (h)	21-16
10/14	L		Illinois	0-31
10/21	L	*	#13 Ohio State	10-38
10/28	L	*	Wisconsin	7-13
11/4	W		Penn State (2 OT)	26-23
11/11	W	*	#18 Northwestern	27-17
11/18	L		Minnesota	24-27

\$ - - Eddie Robinson Classic at Kansas City, Mo.

2001 (7-5)

9/1	W	*	Kent State	51-0
9/8	W	*	Miami (OH)	44-19
9/29	W	*	Penn State (h)	24-18
10/6	L		#18 Purdue	14-23
10/13	L		Michigan State	28-31
10/20	W	*	Indiana	42-28
10/27	L	*	#8 Michigan	26-32
11/3	L		Wisconsin	28-34
11/10	W		Northwestern	59-16
11/17	W	*	Minnesota	42-24
11/24	L		Iowa State	14-17
12/29	W	%	Texas Tech (n)	19-16

% - - SYLVANIA Alamo Bowl at San Antonio, Texas

2002 (11-2)

8/31	W	*	Akron	57-21
9/7	W		Miami (OH)	29-24
9/14	L	*	Iowa State	31-36
9/21	W	*	Utah State	48-7
9/28	W		#12 Penn State (OT)	42-35
10/5	W	*	Purdue (h)	31-28
10/12	W	*	Michigan State	44-16
10/19	W		Indiana	24-8
10/26	W		#8 Michigan	34-9
11/2	W	*	Wisconsin	20-3
11/9	W	*	Northwestern	62-10
11/16	W		Minnesota	45-21
1/2/03	L	%	#5 Southern Cal (n)	17-38

% - - FedEx Orange Bowl at Miami, Fla.

2003 (10-3)

8/30	W	*	Miami (OH)	21-3
9/6	W	*	Buffalo	56-7
9/13	W		Iowa State	40-21
9/20	W	*	#16 Arizona State	21-2
9/27	L		Michigan State	10-20
10/4	W	*	#9 Michigan (h)	30-27
10/18	L		#8 Ohio State	10-19
10/25	W	*	Penn State	26-14
11/1	W	*	Illinois	41-10
11/8	L		#14 Purdue	14-27
11/15	W	*	#17 Minnesota	40-22
11/22	W		Wisconsin	27-21
1/1/04	W	%	#17 Florida (n)	37-17

% - - Outback Bowl at Tampa, Fla.

2004 (10-2)

9/4	W	*	Kent State	39-7
9/11	W	*	Iowa State	17-10
9/18	L		Arizona State	7-44
9/25	L		#18 Michigan	17-30
10/2	W	*	Michigan State (h)	38-16
10/16	W	*	#23 Ohio State	33-7
10/23	W		Penn State	6-4
10/30	W		Illinois	23-13
11/6	W	*	Purdue	23-21
11/13	W		Minnesota	29-27
11/20	W	*	#9 Wisconsin	30-7
1/1/05	W	%	#11 LSU (n)	30-25

% - - Capital One Bowl at Orlando, Fla.

2005 (7-5)

9/3	W	*	Ball State	56-0
9/10	L		Iowa State	3-23
9/17	W	*	Northern Iowa	45-21
9/24	L		#8 Ohio State	6-31
10/1	W	*	Illinois (h)	35-7
10/8	W		Purdue	34-17
10/15	W	*	Indiana	38-21
10/22	L	*	Michigan (OT)	20-23
11/5	L		Northwestern	27-28
11/12	W		#19 Wisconsin	20-10
10/19	W	*	Minnesota	52-28
1/2	L	%	#16 Florida (n)	24-31

% - - Outback Bowl at Tampa, Fla.

2006 (6-7)

9/2	W	*	Montana	41-7
9/9	W		Syracuse (2 OT)	20-13
9/16	W	*	Iowa State	27-17
9/23	W		Illinois	24-7
9/30	L	*	#1 Ohio State	17-38
10/7	W	*	Purdue (h)	47-17
10/14	L		Indiana	28-31
10/21	L		#3 Michigan	6-20
10/28	W	*	Northern Illinois	24-14
11/4	L	*	Northwestern	7-21
11/11	L	*	#15 Wisconsin	21-24
11/18	L		Minnesota	24-34
12/30	L	%	#16 Texas (n)	24-26

% - - Alamo Bowl at San Antonio, Texas

2007 (6-6)

9/1	W	%	Northern Illinois (n)	16-3
9/8	W	*	Syracuse	35-0
9/15	L		Iowa State	13-15
9/22	L		#7 Wisconsin	13-17
9/29	L	*	Indiana	20-38
10/6	L		Penn State	7-27
10/13	W	*	#18 Illinois	10-6
10/20	L		Purdue	6-31
10/27	W	*	Michigan State (2 OT)	34-27
11/3	W		Northwestern	28-17
11/10	W	*	Minnesota	21-16
11/17	L	*	Western Michigan	19-28

% - - Soldier Field at Chicago, Ill.

2008 (9-4)

8/30	W	*	Maine	46-3
9/6	W	*	Florida International	42-0
9/13	W	*	Iowa State	17-5
9/20	L		Pittsburgh	20-21
9/27	L	*	Northwestern	17-22
10/4	L		Michigan State	13-16
10/11	W		Indiana	45-9
10/18	W	*	Wisconsin	38-16
11/1	L		Illinois	24-27
11/8	W	*	#3 Penn State	24-23
11/15	W	*	Purdue	22-17
11/22	W		Minnesota	55-0
1/1	W	%	South Carolina (n)	31-10

% - - Outback Bowl at Tampa, Fla.

2009 (11-2)

9/5	W	*	Northern Iowa	17-16
9/12	W		Iowa State	35-3
9/19	W	*	Arizona	27-17
9/26	W	*	#4 Penn State	21-10
10/3	W	*	Arkansas State	24-21
10/10	W	*	Michigan	30-28
10/17	W		Wisconsin	20-10
10/24	W		Michigan State	15-13
10/31	W	*	Indiana	42-24
11/7	L	*	Northwestern	10-17
11/14	L		#8 Ohio State (OT)	24-27
11/21	W	*	Minnesota	12-0
1/5	W	%	#9 Georgia Tech (n)	24-14

% - - FedEx Orange Bowl at Miami, Fla.

2010 (8-5)

9/4	W	*	Eastern Illinois	37-7
9/11	W	*	Iowa State	35-7
9/18	L	*	#18 Arizona	27-34
9/25	W	*	Ball State	45-0
10/2	W	*	#20 Penn State (h)	24-3
10/16	W		#24 Michigan	38-28
10/23	L	*	#10 Wisconsin	30-31
10/30	W	*	#5 Michigan State	37-6
11/6	W		Indiana	18-13
11/13	L		Northwestern	17-21
11/20	L	*	#7 Ohio State	17-20
11/27	L		Minnesota	24-27
12/28	W	%	#12 Missouri (n)	27-24

% - - Insight Bowl at Tempe, Ariz.

2011 (7-6)

9/3	W	*	Tennessee Tech	34-7
9/10	L	*	Iowa State	41-44 (3OT)
9/17	W	*	Pittsburgh	31-27
9/24	W	*	Louisiana-Monroe	45-17
10/8	L		Penn State	3-13
10/15	W	*	Northwestern	41-31
10/22	W	*	Indiana	45-24
10/29	L	*	Minnesota	21-22
11/5	W	*	#13 Michigan	45-24
11/12	L	*	#13 Michigan State	21-22
11/19	W		Purdue	31-21
11/25	L	*	#22 Nebraska	7-20
12/30	L	*	#14 Oklahoma (n)	14-31

% - - Insight Bowl at Tempe, Ariz.

2012 (4-8, 2-6)

9/1	W	%	Northern Illinois (n)	18-17
9/8	L	*	Iowa State	6-9
9/15	W	*	Northern Iowa	27-16
9/22	L	*	Central Michigan	31-32
9/29	W	*	Minnesota (h)	31-13
10/13	W	*	Michigan State	19-16 (2OT)
10/20	L	*	Penn State	14-38
10/27	L		Northwestern	17-28
11/3	L		Indiana	21-24
11/10	L	*	Purdue	24-27
11/17	L	*	#21 Michigan	17-4
11/23	L	*	#14 Nebraska	7-13

% - - Soldier Field at Chicago, Ill.

2013 (8-5, 5-3)

8/31	L	*	Northern Illinois	27-30
9/7	W	*	Missouri State	28-14
9/14	W		Iowa State	27-21
9/21	W	*	Western Michigan	59-3
9/28	W		Minnesota	23-7
10/5	L	*	Michigan State (h)	14-26
10/19	L	*	#3 Ohio State	24-34
10/26	W	*	Northwestern	17-10 (OT)
11/2	L	*	Wisconsin	9-28
11/9	W		Purdue	38-14
11/23	W	*	Michigan	24-21
11/29	W		Nebraska	38-17
1/1	L	%	LSU (n)	14-21

% - - Outback Bowl at Tampa, Fla.

2014 (7-6, 4-4)

8/31	W	*	Northern Iowa	31-23
9/06	W	*	Ball State	17-13
9/13	L	*	Iowa State	17-20
9/20	W		Pittsburgh	24-20
9/27	W		Purdue	24-10
10/11	W	*	Indiana (h)	45-29
10/18	L	*	Maryland	31-38
11/01	W	*	Northwestern	48-7
11/08	L	*	Minnesota	14-51
11/15	W		Illinois	30-14
11/22	L	*	#14 Wisconsin	24-26
11/28	L	*	Nebraska	34-37 (OT)
1/02	L	%	Tennessee (n)	28-45

% - - TaxSlayer Bowl at Jacksonville, Fla.

2015 (12-2-0, 8-0-0)

9/5	W	*	Illinois State	31-14
9/12	W	*	Iowa State	31-17
9/19	W	*	Pittsburgh	27-24
9/26	W	*	North Texas	62-16
10/3	W	*	#18/19 Wisconsin	10-6
10/10	W	*	Illinois (h)	29-20
10/17	W	*	#20/21 Northwestern	40-10
10/31	W	*	Maryland	31-15
11/7	W		Indiana	35-27
11/14	W	*	Minnesota	40-35
11/21	W	*	Purdue	40-20
11/27	W	*	Nebraska	28-20
12/5	L	\$	#5/5 Michigan State	13-16
1/1	L	%	#5/6 Stanford	16-45

\$ -- Big Ten Championship Game at Indianapolis, Ind.
% - - Rose Bowl at Pasadena, Calif.

2016 (8-5-0, 6-3-0)

9/3	W	*	Miami Ohio	45-21
9/10	W	*	Iowa State	42-3
9/17	L	*	North Dakota State	21-23
9/24	W		Rutgers	14-7
10/1	L	*	Northwestern (h)	31-38
10/8	W		Minnesota	14-7
10/15	W		Purdue	49-35
10/22	L	*	#10 Wisconsin	9-17
11/5	L	*	#12 Penn State	14-41
11/12	W	*	#2 Michigan	14-13
11/19	W		Illinois	28-0
11/25	W	*	#15 Nebraska	40-10
1/2	L	%	#17 Florida	3-30

% - - Outback Bowl at Tampa, Fla.

2017 (8-5, 4-5)

9/2	W	*	Wyoming	24-3
9/9	W		Iowa State	44-41 (OT)
9/16	W	*	North Texas	31-14
9/23	L	*	#4 Penn State	19-21
9/30	L	*	Michigan State	10-17
10/07	W	*	Illinois (h)	45-16
10/21	L	*	Northwestern	10-17 (OT)
10/28	W	*	Minnesota	17-10
11/04	W	*	#3 Ohio State	55-24
11/11	L	*	#6 Wisconsin	14-38
11/28	L	*	Purdue	15-24
11/24	W		Nebraska	56-14
12/27	W	%	Boston College (n)	27-20

% - - Pinstripe Bowl at Bronx, NY.

2018 (9-4, 5-4)

9/1	W	*	Northern Illinois	33-7
9/8	W	*	Iowa State	13-3
9/15	W	*	Northern Iowa	38-14
9/22	L	*	#18/16 Wisconsin	17-28
10/6	W		Minnesota	48-31
10/13	W		Indiana	42-16
10/20	W	*	Maryland (h)	23-0
10/27	L	*	#17/16 Penn State	24-30
11/3	L	*	Purdue	36-38
11/10	L	*	Northwestern	10-14
11/17	W		Illinois	63-0
11/23	W	*	Nebraska	31-28
1/1	W	%	#18 Mississippi State (n)	27-22

% - - Outback Bowl at Tampa, Fla.

2019 (10-3, 6-3)

8/31	W	*	Miami, Ohio	38-14
9/7	W	*	Rutgers	30-0
9/14	W	*	Iowa State	18-17
9/28	W	*	Middle Tennessee	48-3
10/5	L	*	at #19 Michigan	3-10
10/12	L	*	#10 Penn State	12-17
10/19	W	*	Purdue (h)	26-20
10/26	W	*	at Northwestern	20-0
11/9	L	*	at #16 Wisconsin	22-24
11/16	W	*	#8 Minnesota	23-19
11/23	W	*	Illinois	19-10
11/29	W	*	at Nebraska	27-24
12/27	W	%	#22 Southern California (n)	49-24

% - - Holiday Bowl at San Diego, Calif.

2020 (6-2, 6-2)

10/24	L	*	at Purdue	20-24
10/31	L	*	Northwestern	20-21
11/7	W	*	Michigan State	49-7
11/13	W	*	at Minnesota	35-7
11/21	W	*	at Penn State	41-21
11/28	W	*	Nebraska	26-20
12/5	W	*	at Illinois	35-21
12/12	W	*	#25 Wisconsin	28-7
12/19			Michigan	canceled
12/30		%	Missouri	canceled

% - - Music City Bowl, Nashville, Tenn.

* - - at Iowa City
(h) - - indicates Homecoming game

Floyd of Rosedale

Iowa vs. Minnesota

To the winner of the Iowa-Minnesota football game goes possession of a statue of a pig named "Floyd of Rosedale."

A bet in 1935 between Minnesota Governor Floyd B. Olson and Iowa Governor Clyde Herring gave birth to Floyd of Rosedale. Tensions between the two state universities had been running high and a wager was made in an effort to relieve the situation.

After Iowa lost the 1935 game, Herring presented Olson with Floyd of Rosedale, a full-blooded champion pig and a brother of BlueBoy from Will Rogers' movie State Fair. Olson gave the pig to the University of Minnesota and commissioned St. Paul sculptor Charles Brioscho to capture Floyd's image.

The result is a bronze pig 21 inches long and 15 inches high and weighs in at 98.3 pounds. Floyd currently resides in Iowa City as a result of Iowa's 35-7 victory last season in Minneapolis. The series is tied 42-42-2 with Floyd of Rosedale on the line.

The winning university is entitled to keep the trophy until it loses the annual battle.



Heartland Trophy

Iowa vs. Wisconsin

The Heartland Trophy was inaugurated in 2004 and goes each year to the winner of the football battle between Iowa and Wisconsin.

The trophy was designed and crafted by artist and former Iowa football player Frank Strub. The trophy, which is a bull mounted on a walnut base (native to both Wisconsin and Iowa), has been inscribed with the scores of all games in the long-time series. The teams have met 94 times, with Wisconsin holding a 48-44-2.

Wisconsin leads the series, 9-6, since the inception of the Heartland Trophy in 2004. Iowa gained possession of the Heartland Trophy following its 28-7 win in Kinnick Stadium last season.

The winning university is entitled to keep the trophy until it loses the annual battle.



Cy-Hawk Trophy

Iowa vs. Iowa State

When The University of Iowa resumed its football series with Iowa State in 1977, the Des Moines Athletic Club donated a trophy to be awarded to the winner of the annual in-state battle.

The original Cy-Hawk Trophy featured a football player in the classic running back pose and a likeness of both Herky the Hawkeye and Cy the Cardinal. A new Cy-Hawk Trophy, selected through a fan vote, was introduced for the 2012 contest, which is a part of the Iowa Corn Cy-Hawk Series.

The Hawkeyes hold a 45-22 advantage in the series that began in 1894, including a 29-13 margin since 1977 when the Cy-Hawk Trophy was first awarded. Iowa retained possession of the Cy-Hawk Trophy with an 18-17 victory in Ames in 2019. The teams did not meet in 2020.

The winning university is entitled to keep the trophy until it loses the annual battle.



The Heroes Game

Iowa vs. Nebraska

The Heroes Game was created to highlight the border rivalry between Iowa and Nebraska. The institutions annually honor one citizen from each of their respective states who are admired for their brave deeds and noble qualities.

These heroes are nominated by friends, neighbors or co-workers and are guests of the two teams at the game, where they are honored on-field. Each will also have their name and hometown etched on the Heroes Trophy.

Nebraska holds a 29-19-3 advantage in the all-time series. The trophy resides in Iowa City following Iowa's 26-20 victory in Kinnick Stadium last season.



Herky and the Hawkeyes

The University of Iowa borrowed its athletic nickname from the state of Iowa many years ago.

The name Hawkeye was originally applied to a hero in a fictional novel, The Last of the Mohicans, written by James Fenimore Cooper. Author Cooper had the Delaware Indians bestow the name on a white scout who lived with them.

In 1838, 12 years after the book was published, people in the territory of Iowa acquired the nickname, chiefly through the efforts of Judge David Rorer of Burlington and James Edwards of Fort Madison.

Edwards, editor of the Fort Madison Patriot, moved his paper to Burlington in 1843 and renamed it the Burlington Hawk Eye. The two men continued their campaign to popularize the name and territorial officials eventually gave it their formal approval.

The Hawkeye nickname gained a tangible symbol in 1948 when a cartoon character, later to be named Herky the Hawk, was hatched. The creator was Richard Spencer III, instructor of journalism.

The impish hawk was an immediate hit and acquired a name through a statewide contest staged by the athletic department. John Franklin, a Belle Plaine alumnus, was the man who suggested Herky.

Since his birth over 70 years ago, Herky has symbolized Iowa athletics and epitomized University life. He even donned a military uniform during the Korean War and became the insignia of the 124th Fighter Squadron.

During the mid 1950s Herky came to life at a football game as the Iowa mascot. Since that time Herky has been a familiar figure at Iowa athletic events.



YEARLY RECORD

Year	Coach	W-L-T	Overall Games			B1G Games				
			Home	Away	Off. Avg.	Def. Avg.	W-L-T	Rank	Home	Away
1889	none	0-1-0	0-0-0	0-1-0	0.0	24.0				
1890	none	1-1-0	0-1-0	1-0-0	48.5	5.5				
1891	none	3-2-0	1-1-0	2-1-0	22.4	13.6				
1892	E.A. Dalton	3-2-1	2-0-0	1-2-1	20.7	11.3				
1893	Ben Donnelly	3-4-0	2-0-0	1-4-0	25.4	23.0				
1894	Roger Sherman	4-4-1	2-1-0	2-3-1	16.2	17.6				
1895	none	2-5-0	0-2-0	2-3-0	6.0	20.0				
1896	A.E. Bull	7-1-1	3-0-0	4-1-1	14.7	1.3				
1897	Otto Wagonhurst	4-4-0	2-2-0	2-2-0	8.3	13.0				
1898	Alden Knipe	3-4-2	2-1-0	1-3-2	7.4	10.6				
1899	Alden Knipe	8-0-1	5-0-0	3-0-1	24.6	0.6				
1900	Alden Knipe	7-0-1	5-0-0	2-0-1	38.9	1.5	2-0-1	2nd	0-0-0	2-0-1
1901	Alden Knipe	6-3-0	5-1-0	1-2-0	9.4	12.8	0-3-0	8th	0-1-0	0-2-0
1902	Alden Knipe	5-4-0	2-1-0	3-3-0	13.4	26.4	0-3-0	7th	0-0-0	0-3-0
1903	John Chalmers	9-2-0	6-1-0	3-1-0	15.5	9.3	1-1-0	5th	1-0-0	0-1-0
1904	John Chalmers	7-4-0	6-0-0	1-4-0	23.4	9.9	0-3-0	T7th	0-0-0	0-3-0
1905	John Chalmers	8-2-0	6-0-0	2-2-0	30.9	8.6	0-2-0	T7th	0-0-0	0-2-0
1906	Mark Catlin	2-3-0	2-1-0	0-2-0	8.6	15.0	0-1-0	7th	0-0-0	0-1-0
1907	Mark Catlin	3-2-0	2-1-0	1-1-0	18.0	9.6	1-1-0	4th	1-0-0	0-1-0
1908	Mark Catlin	2-5-0	1-3-0	1-2-0	18.9	9.3	0-1-0	6th	0-0-0	0-1-0
1909	John Griffith	2-4-1	2-1-0	0-3-1	8.3	13.9	0-1-0	7th	0-0-0	0-1-0
1910	Jess Hawley	5-2-0	3-0-0	2-2-0	13.4	2.1	1-1-0	4th	1-0-0	0-1-0
1911	Jess Hawley	3-4-0	1-2-0	2-2-0	4.9	7.6	2-2-0	5th	1-0-0	1-2-0
1912	Jess Hawley	4-3-0	2-1-0	2-2-0	18.6	19.7	1-3-0	7th	0-1-0	1-2-0
1913	Jess Hawley	5-2-0	4-0-0	1-2-0	44.3	7.3	2-1-0	T2nd	1-0-0	1-1-0
1914	Jess Hawley	4-3-0	2-2-0	2-1-0	29.1	5.1	1-2-0	7th	0-1-0	1-1-0
1915	Jess Hawley	3-4-0	1-1-0	2-3-0	13.1	21.3	1-2-0	7th	1-0-0	0-2-0
1916	Howard Jones	4-3-0	3-1-0	1-2-0	17.3	22.3	1-2-0	7th	1-0-0	0-2-0
1917	Howard Jones	3-5-0	3-1-0	0-4-0	11.4	17.6	0-2-0	8th	0-0-0	0-2-0
1918	Howard Jones	6-2-1	5-2-0	1-0-1	13.7	4.0	2-1-0	T4th	2-1-0	0-0-0
1919	Howard Jones	5-2-0	3-0-0	2-2-0	12.9	6.3	2-2-0	6th	0-0-0	2-2-0
1920	Howard Jones	5-2-0	3-0-0	2-2-0	20.3	7.7	3-2-0	5th	2-0-0	1-2-0
1921	Howard Jones	7-0-0	4-0-0	3-0-0	26.4	5.1	5-0-0	1st	2-0-0	3-0-0
1922	Howard Jones	7-0-0	4-0-0	3-0-0	29.7	4.7	5-0-0	1st	3-0-0	2-0-0
1923	Howard Jones	5-3-0	3-2-0	2-1-0	15.5	6.9	3-3-0	6th	1-2-0	2-1-0
1924	Burt Ingwersen	6-1-1	5-0-1	1-1-0	13.3	6.3	3-1-1	3rd	1-0-1	2-1-0
1925	Burt Ingwersen	5-3-0	4-1-0	1-2-0	15.1	9.3	2-2-0	T4th	1-1-0	1-1-0
1926	Burt Ingwersen	3-5-0	3-1-0	0-4-0	14.1	14.6	0-5-0	T9th	0-2-0	0-3-0
1927	Burt Ingwersen	4-4-0	3-2-0	1-2-0	13.4	10.4	1-4-0	T9th	0-2-0	1-2-0
1928	Burt Ingwersen	6-2-0	4-1-0	2-1-0	18.4	5.3	3-2-0	T4th	1-1-0	2-1-0
1929	Burt Ingwersen	4-2-2	3-0-1	1-2-1	16.0	3.5	2-2-2	5th	1-0-1	1-2-1
1930	Burt Ingwersen	4-4-0	3-3-0	1-1-0	11.0	9.3	0-1-0	9th	0-1-0	0-0-0
1931	Burt Ingwersen	1-6-1	1-2-1	0-4-0	0.9	16.4	0-3-1	10th	0-1-1	0-2-0
1932	Ossie Solem	1-7-0	1-3-0	0-4-0	7.8	21.4	0-5-0	10th	0-2-0	0-3-0
1933	Ossie Solem	5-3-0	3-0-0	2-3-0	16.4	7.0	3-2-0	T5th	1-0-0	2-2-0
1934	Ossie Solem	2-5-1	1-2-0	1-3-1	12.3	19.1	1-3-1	9th	0-2-0	1-1-1
1935	Ossie Solem	4-2-2	3-1-1	1-1-1	15.3	4.9	1-2-2	7th	0-1-1	1-1-1
1936	Ossie Solem	3-4-1	2-1-1	1-3-0	10.6	12.9	0-4-1	T7th	0-1-1	0-3-0
1937	Irl Tubbs	1-7-0	1-3-0	0-4-0	4.5	15.0	0-5-0	10th	0-3-0	0-2-0
1938	Irl Tubbs	1-6-1	0-3-1	1-3-0	5.8	16.9	1-3-1	7th	0-1-1	1-2-0
1939	Eddie Anderson	6-1-1	4-0-0	2-1-1	16.3	11.4	4-1-1	2nd	2-0-0	2-1-1
1940	Eddie Anderson	4-4-0	3-1-0	1-3-0	15.6	12.3	2-3-0	6th	2-1-0	0-2-0
1941	Eddie Anderson	3-5-0	2-1-0	1-4-0	11.4	12.3	2-4-0	6th	1-1-0	1-3-0
1942	Eddie Anderson	6-4-0	5-2-0	1-2-0	14.7	13.5	3-3-0	T6th	2-1-0	1-2-0
1943	Slip Madigan	1-6-1	0-3-1	1-3-0	10.4	19.1	0-4-1	9th	0-2-1	0-2-0

Year	Coach	W-L-T	Overall Games			Off. Avg.	Def. Avg.	B1G Games		
			Home	Away				W-L-T	Rank	Home
1944	Slip Madigan	1-7-0	1-3-0	0-4-0	6.6	30.0	0-6-0	9th	0-2-0	0-4-0
1945	Clem Crowe	2-7-0	2-2-0	0-5-0	8.2	34.4	1-5-0	T9th	1-2-0	0-3-0
1946	Eddie Anderson	5-4-0	3-2-0	2-2-0	14.3	10.2	3-3-0	4th	1-1-0	2-2-0
1947	Eddie Anderson	3-5-1	3-1-0	0-4-1	16.1	19.9	2-3-1	T6th	2-1-0	0-2-1
1948	Eddie Anderson	4-5-0	2-3-0	2-2-0	14.1	15.8	2-4-0	T5th	1-2-0	1-2-0
1949	Eddie Anderson	4-5-0	3-2-0	1-3-0	20.4	27.4	3-3-0	T5th	2-1-0	1-2-0
1950	Leonard Raffensperger	3-5-1	1-2-1	2-3-0	13.4	22.3	2-4-0	6th	1-2-0	1-2-0
1951	Leonard Raffensperger	2-5-2	2-1-1	0-4-1	17.8	25.9	0-5-1	9th	0-1-1	0-4-0
1952	Forest Evashevski	2-7-0	1-3-0	1-4-0	13.4	24.4	2-5-0	7th	1-2-0	1-3-0
1953	Forest Evashevski	5-3-1	4-1-0	1-2-1	20.8	10.1	3-3-0	T5th	2-1-0	1-2-0
1954	Forest Evashevski	5-4-0	4-1-0	1-3-0	21.3	15.7	4-3-0	5th	3-0-0	1-3-0
1955	Forest Evashevski	3-5-1	3-0-1	0-5-0	17.4	19.2	2-3-1	7th	2-0-1	0-3-0
1956	Forest Evashevski	9-1-0	5-1-0	4-0-0	21.9	8.4	5-1-0	1st	2-1-0	3-0-0
1957	Forest Evashevski	7-1-1	4-0-0	3-1-1	29.2	12.4	4-1-1	3rd	2-0-0	2-1-1
1958	Forest Evashevski	8-1-1	4-1-1	4-0-0	29.3	14.6	5-1-0	1st	2-1-0	3-0-0
1959	Forest Evashevski	5-4-0	3-2-0	2-2-0	25.8	11.1	3-3-0	6th	2-1-0	1-2-0
1960	Forest Evashevski	8-1-0	5-0-0	3-1-0	26.0	12.0	5-1-0	1st	3-0-0	2-1-0
1961	Jerry Burns	5-4-0	4-1-0	1-3-0	23.9	18.0	2-4-0	7th	2-1-0	0-3-0
1962	Jerry Burns	4-5-0	3-2-0	1-3-0	14.1	18.4	3-3-0	T5th	2-1-0	1-2-0
1963	Jerry Burns	3-3-2	2-1-1	1-2-1	15.8	14.0	2-3-1	8th	2-1-0	0-2-1
1964	Jerry Burns	3-6-0	2-3-0	1-3-0	18.9	23.2	1-5-0	9th	0-3-0	1-2-0
1965	Jerry Burns	1-9-0	0-5-0	1-4-0	9.4	19.2	0-7-0	10th	0-3-0	0-4-0
1966	Ray Nagel	2-8-0	2-4-0	0-4-0	8.6	25.3	1-6-0	10th	1-3-0	0-3-0
1967	Ray Nagel	1-8-1	1-4-0	0-4-1	16.1	27.7	0-6-1	T9th	0-3-0	0-3-1
1968	Ray Nagel	5-5-0	3-3-0	2-2-0	32.2	28.9	4-3-0	T5th	2-2-0	2-1-0
1969	Ray Nagel	5-5-0	3-3-0	2-2-0	25.5	27.5	3-4-0	T5th	1-2-0	2-2-0
1970	Ray Nagel	3-6-1	3-2-0	0-4-1	12.9	25.9	3-3-1	4th	3-1-0	0-2-1
1971	Frank Lauterbur	1-10-0	1-4-0	0-6-0	11.0	35.5	1-8-0	10th	1-3-0	0-5-0
1972	Frank Lauterbur	3-7-1	2-2-1	1-5-0	10.0	19.0	2-6-1	T8th	1-2-1	1-4-0
1973	Frank Lauterbur	0-11-0	0-5-0	0-6-0	12.7	36.5	0-8-0	T9th	0-4-0	0-4-0
1974	Bob Commings	3-8-0	3-3-0	0-5-0	12.8	28.0	2-6-0	T7th	2-2-0	0-4-0
1975	Bob Commings	3-8-0	1-5-0	2-3-0	16.5	25.4	3-5-0	T7th	1-3-0	2-2-0
1976	Bob Commings	5-6-0	2-3-0	3-3-0	14.6	21.3	3-5-0	T7th	1-3-0	2-2-0
1977	Bob Commings	5-6-0	3-4-0	2-2-0	15.0	20.8	3-5-0	T6th	1-3-0	2-2-0
1978	Bob Commings	2-9-0	2-4-0	0-5-0	11.4	23.4	2-6-0	8th	2-2-0	0-4-0
1979	Hayden Fry	5-6-0	2-4-0	3-2-0	21.7	19.6	4-4-0	5th	1-3-0	3-1-0
1980	Hayden Fry	4-7-0	2-4-0	2-3-0	14.0	21.6	4-4-0	4th	2-2-0	2-2-0
1981	Hayden Fry	8-4-0	5-1-0	3-3-0	21.7	13.1	6-2-0	T1st	3-1-0	3-1-0
1982	Hayden Fry	8-4-0	3-2-0	5-2-0	19.1	19.2	6-2-0	3rd	3-1-0	3-1-0
1983	Hayden Fry	9-3-0	5-0-0	4-3-0	31.7	15.8	7-2-0	3rd	5-0-0	2-2-0
1984	Hayden Fry	8-4-1	3-2-1	5-2-0	27.6	15.5	5-3-1	T4th	2-1-1	3-2-0
1985	Hayden Fry	10-2-0	6-0-0	4-2-0	36.7	15.6	7-1-0	1st	4-0-0	3-1-0
1986	Hayden Fry	9-3-0	6-1-0	3-2-0	32.6	17.8	5-3-0	T3rd	3-1-0	2-2-0
1987	Hayden Fry	10-3-0	4-1-0	6-2-0	30.0	19.3	6-2-0	T2nd	3-1-0	3-1-0
1988	Hayden Fry	6-4-3	3-1-2	3-3-1	25.9	17.9	4-1-3	T3rd	2-0-2	2-1-1
1989	Hayden Fry	5-6-0	1-5-0	4-1-0	17.9	25.3	3-5-0	T6th	0-4-0	3-1-0
1990	Hayden Fry	8-4-0	5-1-0	3-3-0	35.6	24.0	6-2-0	T1st	3-1-0	3-1-0
1991	Hayden Fry	10-1-1	5-1-0	5-0-1	28.6	14.9	7-1-0	2nd	3-1-0	4-0-0
1992	Hayden Fry	5-7-0	3-3-0	2-4-0	20.3	23.2	4-4-0	5th	2-2-0	2-2-0
1993	Hayden Fry	6-6-0	4-2-0	2-4-0	17.8	24.4	3-5-0	8th	2-2-0	1-3-0
1994	Hayden Fry	5-5-1	4-2-0	1-3-1	27.9	29.5	3-4-1	7th	2-2-0	1-2-1
1995	Hayden Fry	8-4-0	4-2-0	4-2-0	30.7	21.6	4-4-0	6th	2-2-0	2-2-0
1996	Hayden Fry	9-3-0	4-2-0	5-1-0	28.3	20.3	6-2-0	T3rd	2-2-0	4-0-0
1997	Hayden Fry	7-5-0	6-0-0	1-5-0	34.3	13.3	4-4-0	T6th	4-0-0	0-4-0
1998	Hayden Fry	3-8-0	2-4-0	1-4-0	15.6	26.1	2-6-0	T7th	1-3-0	1-3-0

YEARLY RECORD

Year	Coach	Overall Games				B1G Games				
		W-L-T	Home	Away	Off. Avg.	Def. Avg.	W-L-T	Rank	Home	Away
1999	Kirk Ferentz	1-10-0	1-5-0	0-5-0	14.7	31.5	0-8-0	11th	0-4-0	0-4-0
2000	Kirk Ferentz	3-9-0	2-4-0	1-5-0	16.9	27.5	3-5-0	8th	2-2-0	1-3-0
2001	Kirk Ferentz	7-5-0	5-1-0	2-4-0	32.6	21.5	4-4-0	T4th	3-1-0	1-3-0
2002	Kirk Ferentz	11-2-0	6-1-0	5-1-0	37.2	19.7	8-0-0	T1st	4-0-0	4-0-0
2003	Kirk Ferentz	10-3-0	7-0-0	3-3-0	28.7	16.2	5-3-0	T4th	4-0-0	1-3-0
2004	Kirk Ferentz	10-2-0	6-0-0	4-2-0	24.3	17.6	7-1-0	T1st	4-0-0	3-1-0
2005	Kirk Ferentz	7-5-0	5-1-0	2-4-0	30.0	20.0	5-3-0	T3rd	3-1-0	2-2-0
2006	Kirk Ferentz	6-7-0	4-3-0	2-4-0	23.8	20.7	2-6-0	T8th	1-3-0	1-3-0
2007	Kirk Ferentz	6-6-0	4-2-0	2-4	18.5	18.8	4-4-0	T-5th	3-1-0	1-3-0
2008	Kirk Ferentz	9-4-0	6-1-0	3-3	30.3	13.0	5-3-0	T-4th	3-1-0	2-2-0
2009	Kirk Ferentz	11-2-0	6-1-0	5-1	23.2	15.4	6-2-0	T-2nd	3-1-0	3-1-0
2010	Kirk Ferentz	8-5-0	5-2-0	3-3	30.3	15.6	4-4-0	T-4th	4-0-0	0-4-0
2011	Kirk Ferentz	7-6-0	6-1-0	1-5	27.5	23.8	4-4-0	4th-Div.	3-1-0	1-3-0
2012	Kirk Ferentz	4-8-0	2-5-0	2-3-0	19.3	22.9	2-6-0	6th-Div.	1-3-0	1-3-0
2013	Kirk Ferentz	8-5-0	4-3-0	4-1-0	26.3	18.9	5-3-0	2nd-Div.	2-2-0	3-1-0
2014	Kirk Ferentz	7-6-0	4-3-0	3-3-0	28.2	25.6	4-4-0	4th-Div.	2-2-0	2-2-0
2015	Kirk Ferentz	12-2-0	7-0-0	5-2-0	30.9	20.4	8-0-0	1st-Div.	4-0-0	4-0-0
2016	Kirk Ferentz	8-5-0	4-3-0	4-2-0	24.9	18.8	6-3-0	2nd-Div.	2-2-0	4-1-0
2017	Kirk Ferentz	8-5-0	5-2-0	3-3-0	28.2	19.9	4-5-0	T3rd-Div.	3-2-0	1-3-0
2018	Kirk Ferentz	9-4-0	5-2-0	4-2-0	31.2	17.8	5-4-0	T2nd-Div.	2-2-0	3-2-0
2019	Kirk Ferentz	10-3-0	6-1-0	4-2-0	25.8	14.0	6-3	3rd-Div.	4-1-0	2-2-0
2020	Kirk Ferentz	6-2-0	3-1-0	3-1-0	31.8	16.0	6-2	2nd-Div.	3-1-0	3-1-0
Totals		666-562-39	414-223-16	252-339-23			341-383-25		187-148-13	154-235-12

-A-

Abraham, Ryan _____	1994
Adams, Mark _____	1987,88
Aegerter, Greg _____	1988,89,90
Aeschliman, Wes _____	2006,07,08
Age, Louis _____	1968
Ahlgren, Don _____	1956
Aiello, Sam _____	2000,01,03
Akin, Austin _____	1931
Akin, Paul _____	1935
Aldrich, Charles _____	1892,93,94
Alexander, Archie _____	1909,10,11
Alexander, Dave _____	1983,85,86,87
Allen, Antwan _____	2002,03,04,05
Allen, George _____	1903,05,06
Allen, Greg _____	1991,92,94
Allen, Jeremy _____	1998,99,2000,01
Allen, Joseph _____	1893,94
Allen, Robert _____	1937,38
Allendorf, Kevin _____	1989
Allison, Greg _____	1967,68,69
Allison, William _____	1895
Alston, Quinton _____	2011,12,13,14
Alt, John _____	1980,81,82,83
Alvis, Dominic _____	2011,12,13
Ambrose, Phil _____	1977
Anderson, Bill _____	1986,87,88,89
Anderson, Nick _____	2020
Anderson, Richard _____	1935,36,37
Anderson, Robert _____	1965,66,67
Anderson, Ross _____	1940,41,47
Anderson, Tim _____	1985,86,87,88
Andrews, Jeff _____	1993
Andruska, Bruno _____	1938,39,40
Angel, Kevin _____	1985
Angerer, Pat _____	2006,08,09
Ankeny, Gerald _____	1939,40,41
Annis, Daryl _____	1943
Anttila, Jeff _____	1990,91,92,93
Arkeilpane, James _____	1976,77,78
Armil, Paul _____	1926,27,28
Armington, Dennis _____	1974,75
Arzberger, Bob _____	1943
Ash, William _____	1932,34
Asmus, Kody _____	2003,04
Atkins, Plez _____	1994,95,96,97
Atkinson, William _____	1903,04
Audlehelm, Joe _____	2011
-B-	
Babineaux, Jonathan _____	2000,02,03,04
Bachman, Jay _____	1983
Bailey, Bill _____	1981,82,83
Bailey, Charles _____	1891
Bain, Ryan _____	2005,06
Baird, Burton _____	1911
Baker, Jason _____	1997,98,99,2000
Baker, Mark _____	1898
Balazs, Frank _____	1936,37,38
Baldwin, Marty _____	1992
Ball, Marty _____	1979,80,82
Ballard, Christian _____	2007,08,09,10
Balliet, Michael _____	1890
Barden, Mark _____	1970
Banks, Brad _____	2001,02
Banks, Earl _____	1946,47,48,49
Banks, Kirk _____	1982,84
Banks, Tavian _____	1994,95,96,97
Banton, Oscar _____	1910,11
Banwart, Cole _____	2017,18,19,20
Barbera, Kevin _____	1961
Barbour, William _____	1942,43
Barkema, C. J. _____	2002,04,05
Barnhart, Rod _____	1967,68,69
Barr, Fred _____	1999,2000,01,02
Barron, Irving _____	1913,14,15
Barton, Gregory _____	1967
Barton, Ryan _____	1998,99,2000
Bartells, Del _____	1946
Bash, Roy _____	1968,69,70
Bass, Richard _____	1986,87,88,89
Bateman, Howard _____	1906
Bates, Jefferson _____	1993,94
Bates, Toney _____	1993
Batterson, Tim _____	1985,86,87
Baughman, Bill _____	1943
Baxley, Rob _____	1988,89,90,91
Bayless, Rick _____	1984,85,86,87
Bazata, Nathan _____	2015,16,17
Beard, Jeff _____	1987
Beathard, C.J. _____	2013,14,15,16
Becker, Andrew _____	2004,05
Belleus, Walner _____	2004
Becker, Dave _____	1976,77,78
Becker, Fred _____	1916
Belding, Lester _____	1918,19,20,21
Bell, Charles _____	1909
Bell, Nick _____	1988,89,90
Bell, Wendell _____	1970,71
Belton, Dane _____	2019,20
Benda, Russell _____	1946,47
Benjamin, Wendell _____	1929,30
Bennett, Bernard _____	1950,51,52
Bennett, George _____	1993,94,95
Bennett, Mike _____	1985
Benschoter, Doug _____	1975,76,77,78
Benskin, William _____	1944
Benson, Seth _____	2019,20
Bergstrom, Wallace _____	1939
Bernstine, Jordan _____	2007,08,10,11
Berrie, Tyrone _____	1985,86,87,88
Berry, John _____	1901,02,04
Betts, Ladell _____	1998,99,2000,01
Beutjer, Jon _____	2000
Bevill, William _____	1967,68,69
Beyer, Shaun _____	2017,18,19,20
Bickford, Jay _____	1998,99
Bickham, Lloyd _____	1993,94,95
Bielema, Bret _____	1989,90,91,92
Bigach, Steve _____	2011,12
Bilek, Guy _____	1966,67
Binns, Broderick _____	2008,09,10,11
Bishop, Willie _____	1986
Bjork, Donald _____	1950
Blackburn, James _____	1915
Blackmore, Ausman _____	1898
Blackmore, Ralph _____	1896,97

Blaaha, Bob _____	1974,76
Blair, Fred _____	1892
Blatcher, Phil _____	1978,79,80,81
Blazek, A. J. _____	1999,2000
Bleeker, John _____	1917
Block, Lawrence _____	1917,18,19,20
Bloomquist, Frank _____	1955,56,57
Blue, Larry _____	1989,91,92,93
Blum, Tyler _____	2006,07,08
Blythe, Austin _____	2012,13,14,15
Bobek, Jeff _____	1980
Boddicker, Dan _____	1983
Boettger, Ike _____	2014,15,16,17
Boettner, Scott _____	1975
Boffeli, Conor _____	2012,13
Bohannon, Gordy _____	1979,81
Bolan, Mike _____	1985,86
Bolden, Charles _____	1968
Boleyn, Scott _____	2001,02
Bollers, Trevor _____	1994,96,97,98
Bolton, Leonard _____	1974,75
Bonior, David _____	1966
Boone, Pat _____	1992,93,94
Boothe, Charles _____	1952,53
Borchers, Kory _____	2001,02,03
Bortz, Mark _____	1979,80,81,82
Bostwick, Robert _____	1949,50
Boudreaux, Tyrone _____	1992
Bowen, Carl _____	1945
Bowen, Carl T. _____	1913
Bowen, Donald _____	1955,56,57
Bowen, Matt _____	1997,98,99
Bower, Bo _____	2014,15,16,17
Bowers, Jacob _____	2004
Bowersox, Mike _____	1988
Bowlin, Richard _____	1935,36
Bowlsby, Clifton _____	1915
Bowlsby, John _____	1975
Bracy, Reggie _____	2020
Bradley, Bill _____	1979,80,81
Bradley, David _____	2001,02,03,04
Bradley, Howard _____	1949,50
Bradley, Phil _____	1989,90,91
Brady, Charles _____	1937,38
Brady, Mike _____	1976,77,78,79
Brandt, Duane _____	1949,50,51
Bream, Allan _____	1966,67,68
Breault, Steve _____	1989,90,92
Bremner, William _____	1890,94,98
Brents, Julius _____	2018,20
Brevi, Chris _____	2004
Briggs, Charles _____	1901
Briggs, William _____	1963,64,65
Brincks, Sam _____	2015,16,17,18
Bristol, Joe _____	1949,50,51
Britt, Justin _____	2020
Britzmann, Burt _____	1950,51,52
Brockway, James _____	1898,1900
Brodell, Andy _____	2005,06,07,08
Broeder, George _____	1951,52,53,54
Brogamer, Bill _____	1983
Bromert, Zach _____	1995,96,97,98
Brooks, Dave _____	1969,70
Brooks, Rick _____	1971,73

Brown, Corey _____	1996,97,98,99
Brown, Greg _____	1987,88,89,90
Brown, Jeff _____	1979,80,81
Brown, John _____	1958,59
Brown, Maurice _____	2002,03
Brown, Mikkell _____	1999,2000
Brown, Steve _____	1984
Brown, Richard _____	1926,27,28
Browne, Dave _____	1981,82
Brownlee, Sam _____	2004,05,06
Brueckner, Carl _____	1913,14
Bruggeman, Rob _____	2007,08
Brugman, Francis _____	1907
Bryant, Dave _____	1972,73,74,75
Buch, Doug _____	1989,90,91,92
Buch, Jeff _____	2000
Buckley, Roy _____	1903
Buckley, Fred _____	1901,02,03
Buckley, George _____	1910,11,12
Budzik, Bernard _____	1962,63,64
Buggs, Glenn _____	1981,82,83
Bulaga, Bryan _____	2007,08,09
Bullock, Damon _____	2011,12,13,14
Buntz, Andrew _____	1949,50,51
Burger, Michael _____	1995,96,97,98
Burke, Kenny _____	1978
Burke, Louis _____	1979,80
Burke, Mike _____	1986,87,88
Burkett, Charles _____	1943
Burkett, Bill _____	1940,41,42
Burks, Shanty _____	1973,74,75,77
Burmeister, Paul _____	1992,93
Burns, ? _____	1895
Burrell, Doug _____	1984,85
Burrier, Emmett _____	1898,1900
Burrier, Tony _____	1999,2000,01,02
Burroughs, John _____	1955,56,58
Burt, Kerry _____	1984,85,86,87
Busch, Tom _____	2004,05,06,07
Bush, Fred _____	1982,83,84,85
Bush, Larry _____	1973,74
Busk, Russell _____	1937,38,39
Butler, Dave _____	1974,75
Butler, James _____	2017
Byard, Rich _____	1971
Byers, Clar _____	1926
Byers, Herbert _____	1944
Byrd, Joseph _____	1947

-C-

Cabalka, Tom _____	1970,71,73
Caldwell, Butch _____	1972,73,75,76
Caldwell, Jim _____	1973,74,75,76
Calhoun, John _____	1960,61
Callaghan, Mark _____	1976,77
Calloway, Kyle _____	2007,08,09
Campbell, Jack _____	2019,20
Campbell, Johnny _____	1972,73,74,75
Campbell, Vince _____	1981,82
Canzeri, Jordan _____	2011,13,14,15
Caplan, Arnold _____	1949,50,51
Carberry, Joseph _____	1913,14
Carberry, William _____	1906,07,08
Carlsen, John _____	1930

Carlsen, Oakley _____ 1927,28	Comly, Ross _____ 1908	-D-	Dickerhoff, Del _____ 1941,42
Carlson, Raymond _ 1946,47,48	Commack, Donald _ 1949,50,51	Dafney, Dominique ____ 2017,18	Dickerson, Voris _____ 1932
Carr, Spencer _____ 1893	Commings, Bob ____ 1953,56,57	Dailey, Mike _____ 1990,92,93	Diehl, John _____ 1965,67
Carroll, John _____ 1983	Commings, Bobby Jr. _ 1977,78	Dallas, William _____ 1944	Diehl, Bill _____ 1939,40,41
Carter, Ricchard ____ 1995,96,97	Conatser, Ron _____ 1973	Daniel, Lebron ____ 2008,09,10,11	Dillner, Mike _____ 1970,71,72
Case, Lyman _____ 1930,31	Conklin, Joe _____ 2009	Daniels, Charles _____ 1952	DiMarco, Al _____ 1947,48
Casey, Tyler _____ 1993	Connor, Edward _____ 1907	Daniels, James _____ 2015,16,17	Dinsdale, Colton _____ 2020
Cassady, Alan _____ 1968,69,70	Conrad, Carl _____ 1938	Daniels Jr., LeShun ____ 2015,16	Disser, Kelly _____ 1969,70,71
Castillo, Greg ____ 2009,10,11,12	Considine, Sean _ 2001,02,03,04	Daniels, Mike _____ 2009,10,11	Dittmer, Jack ____ 1946,47,48,49
Cato, David _____ 2008,09	Converse, Willard ____ 1894	Dalton, Harold _____ 2007,08	Divis, Greg _____ 1987,88
Cavole, Raciore _____ 1968,69,70	Cook, Drew _____ 2018,19	Danner, David _____ 1943	Dobrinio, Don _____ 1954,55,56
Cervanak, William _____ 1961	Cook, Jesse _____ 1976,77	Danz, Charles ____ 1975,76,77,78	Dodge, Tim _____ 1999,2000,01
Cervantes, Edgar_ 2000,01,02,03	Cook, Marv ____ 1985,86,87,88	Darling, Craig ____ 1970,71,72	Doering, Dan _____ 2007,08,09
Chalmers, Andrew ____ 1904,05	Cooks, Kerry ____ 1994,95,96,97	Dauber, Raymond_ 1923,24,25	Dolan, Bill _____ 1977,78
Chambers, Brett ____ 1994,95,96	Cooley, Clark _____ 1927	Davis, Bruce _____ 1974,75,76	Dolezal, Mike _ 1998,99,2000,01
Chambers, Dave _____ 1982,83	Cooper, Darian ____ 2012,13,15	Davis, Bruce _____ 2008,09	Dolly, Edward _____ 1930,31,32
Chandler, Nate _____ 2002,03	Cooper, Max _____ 2018,19	Davis, Calvin ____ 2003,04,05,06	Donnal, Andrew ____ 2012,13,14
Chandler, Scott _ 2003,04,05,06	Corbin, Zane ____ 1981,82,83,84	Davis, Carl _____ 2012,13,14	Donnelly, William ____ 1914,15,18
Chaney, Jr., Paul ____ 2007,09,10	Cotton, Jordan ____ 2012,13	Davis, Champ ____ 2003,04,05,06	Donahue, Ryan _ 2007,08,09,10
Chappelle, Keith ____ 1979,80	Cotton, Marshall ____ 1985,86,87	Davis, Chet _____ 1987,88	Donatell, Tom _____ 2010,11,12
Charlton, Clyde _____ 1919	Coulthard, George ____ 1900,03	Davis, George ____ 1983,84,85,86	Donovan, Ed _____ 1973,74,75
Chase, William _____ 1897	Coupee, Al _____ 1939,40,41	Davis, Ian _____ 1995	Donovan, Louis _____ 1902,03
Chatterton, Robert ____ 1926,27	Cox, Adam _____ 2013,15	Davis, Jeff _____ 1979	Doran, Ralph _____ 1948
Chelf, Donald _____ 1951,52,53	Cox, Arthur _____ 1889,90	Davis, John _____ 1915,16,17	Dorsey, Don _____ 1932
Chinander, Bret _____ 2005	Cozad, Jim _____ 1943,46,47,48	Davis, Keenan ____ 2009,10,11,12	Dougherty, Richard ____ 1962,63
Chinander, Erik _____ 2002	Craddieth, Dallas _____ 2020	Davis, Rod _____ 1988,89,90,91	Douglas, Dominique ____ 2006
Christensen, Jake ____ 2006,07,08	Crain, Maurea ____ 1990,91,92,93	Davis, Scott ____ 1989,90, 91, 92	Douglas, Jim _____ 1970
Christian, Kennon ____ 2004,05,06	Crank, Ernest _____ 1992,93	Davis, Victor _____ 1962	Douglas, Tim _____ 1998,99
Christie, Malcolm _____ 1987	Crayne, Dick ____ 1933,34,35	Davison, Derrick ____ 1999,2000	Douthitt, Earl _____ 1972,73,74
Churchill, Ray _____ 1968	Creer, Nate ____ 1982,83,84,85	Dawkins, Ma'Quan 2003,04,05,06	Doyle, Dillon _____ 2019
Cilek, Mike _____ 1967,68,69	Crees, Barry _____ 1966,67,68	Dawson, Carl _____ 1892	Drahn, Glenn _____ 1948,49,50
Clark, Craig _____ 1984,85,86,87	Crocker, Tracy ____ 1978,79,80,81	Day, David _____ 1946	Drake, Hugh _____ 1956,57,58
Clark, Dallas _____ 2000,01,02	Crockett, Robbie _ 1999,2000,01	Day, Shane _____ 1993,94	Draper, Sean ____ 2012,13,14,15
Clark, Gary _____ 1988,89,90,91	Cronin, Ben _____ 2003,04,05	Deal, Chad _____ 1997,98,99	Driscoll, Ryan ____ 1994,95,96
Clark, Jerry _____ 1952,53	Cronk, Coy _____ 2020	Dean, Anthony _ 1991,92,93,94	Drost, Jeff _____ 1983,84,85,86
Clark, Raj _____ 1997,98	Cross, Alan ____ 1989,90,91,92	Dean, Floyd _____ 1937,38,39	Dull, Jed _____ 1996,97,98,99
Clark, Richard _____ 1959	Cross, Charles ____ 1970,71,72	Dean, Pat _____ 1978,79,80,81	Dumont, Jason _ 1989,90,91,92
Clauson, Richard _____ 1959,60	Cross, Clarence _____ 1944	DeAntona, Joseph ____ 1963,64	Duncan, Floyd _____ 1915,16
Clauss, Jared ____ 2000,01,02,03	Crossley, James _____ 1890	Deasy, Richard ____ 1954,55,56	Duncan, Keith _____ 2016,19,20
Clayborn, Adrian_ 2007,08,09,10	Croston, Cole ____ 2014,15,16	Dee, Clarence _____ 1934	Duncan, Randy ____ 1956,57,58
Clayton, Jeff _____ 1972	Croston, Dave ____ 1984,85,86	Dee, James _____ 1930	Dunham, Doug _ 1977,78,79,80
Clearman, Eugene _____ 1931	Croston, Jeff _____ 1987,88	Deems, Oren _____ 1898	Dunnigan, Pat _____ 1967,68,69
Clement, Dave ____ 1968,69,70	Crouse, Jim _____ 1969	DeHeer, Floyd ____ 1935,36,37	Duprey, Mike _____ 1994
Clemons, Craig ____ 1969,70,71	Crowe, Kyle _____ 1986	DellaVedova, Tullio ____ 1931	Dutcher, Charles ____ 1891
Clemons, Homer ____ 1910,12	Crull, Gary _____ 1976,77	DeJong, Nick _____ 2020	Duzey, Jake ____ 2012,13,14,15
Cleveland, James _____ 2007	Cuhel, Frank _____ 1926,27	DeNio, Earl _____ 1914	Dvorak, Wes _____ 2017,19
Cmejrek, James _____ 1964,65	Cummins, Cameron _ 1952,53,54	Denning, Charles ____ 1949,50,51	Dwight, Tim ____ 1994,95,96,97
Coast, Preston _____ 1889	Cunningham, Alonzo _____	Densmore, Adam _____ 2002	Dye, Charles _____ 1900
Coast, William _____ 1898	_____ 1998,99,2000,01	Derby, A. J. _____ 2011	Dye, Tyrone ____ 1972,73,74,75
Coats, Billy _____ 1993,94,95,96	Cunningham, Rich ____ 1976,77	Derby, John ____ 1988,89,90,91	Dyer, Walter _____ 1909
Cody, Jim _____ 1978	Curran, Francis ____ 1940,41,42	Derby, Zach ____ 2010,11,12	
Coker, Marcus _____ 2010,11	Curran, Ted ____ 1942,46,47	DeProspero, David _ 1949,50,51	
Colbert, Djimon ____ 2018,19	Curry, Paul _____ 1910,11,12	Deutsch, Phillip ____ 1962,63,64	
Coldren, Clymer _____ 1894	Cutler, F. H. _____ 1890	DeVilder, Jeff _____ 1977,78	
Coldren, Paul _____ 1895,96	Cutting, Elmer _____ 1895	Devine, Aubrey ____ 1919,20,21	
Coldren, Stevens _____ 1894,95		Devine, Glenn ____ 1919,20,21	
Cole, Colin ____ 1999,2000, 01,02		Devlin, Joe _____ 1973,74,75	
Cole, Mel _____ 1979,80,81		Devlin, Mike ____ 1989,90,91,92	
Coleman, Jacody ____ 2007,08		DeVries, Jared ____ 1995,96,97,98	
Coleman, Benjamin ____ 1908,09		Diacio, Bobby ____ 1992,93,94,95	
Collins, Benjamin ____ 2011,12		DiBona, Shane _____ 2010	
Collins, Marcus _____ 2011,12		DiCindio, William ____ 1960,61	
Collins, Tony _____ 1997		Dick, Leo _____ 1912,13	
Collins, William _____ 1893,94		Dickel, Dan _____ 1971,72,73	
Coluzzi, Ron _____ 2016			

-E-

Early, Quinn _____ 1984,85,86,87
 Easley, Nick _____ 2017,18
 Eby, Moray _____ 1897,98,99,00
 Edds, A. J. _____ 2006,07,08,09
 Ede, Mark _____ 1995
 Edmonds, Charles _____ 1895,96
 Edson, Willis _____ 1899,1900
 Edwards, Justin _____ 2006
 Edwards, Michael _____ 1967,68,69
 Egan, George _____ 1898
 Ehret, James _____ 1909
 Eicherly, Jack _____ 1936,37,38
 Ejiasi, Chigozie _____ 2001,02,03,04
 Ekakitie, Faith _____ 2015,16
 Elbert, Donald _____ 1964
 Elgin, Jeff _____ 1970
 Elgin, Mike _____ 2004,05,06
 Elliott, Bob _____ 1972,74,75
 Elliott, Edward _____ 1906,07
 Elliott, Lloyd _____ 1889,90,92,93
 Ellis, Kent _____ 1977,78,79,80
 Ellis, Kevin _____ 1977,78,79,80
 Ellis, Thomas _____ 1952
 Ely, Asher _____ 1900
 Ely, Harold _____ 1928,29,30
 Ely, Larry _____ 1967,68,69
 Engeldiner, Karl _____ 1922
 English, Steve _____ 1997,98
 Enich, Mike _____ 1938,39,40
 Ennis-Inge, Bill _____ 1993,94,95,96
 Epenesa, A.J. _____ 2017,18,19
 Epenesa, Epenesa _____ 1997
 Epps, Herschel _____ 1970
 Erb, James _____ 1981
 Ertz, Mike _____ 1988,89
 Eshareturi, George _____ 2004
 Essy, Mark _____ 1973,74
 Estes, John _____ 1947
 Eubanks, Rafael _____ 2006,07,08,09
 Evans, Ben _____ 2010
 Evans, Joe _____ 2019,20
 Evans, Gary _____ 1976
 Evans, Richard _____ 1937,38,39
 Evenden, John _____ 1966
 Ewen, Ettore _____ 2006
 Ewen, Roger _____ 1959
 Eyde, Matt _____ 1992,93

-F-

Fagerlind, Paul _____ 1944,45
 Faind, Rod _____ 1967
 Fairchild, Ron _____ 1949,50,51
 Falconer, Adrian _____ 2015,16
 Faley, Teddy Jo _____ 1990,91,92
 Fant, Noah _____ 2016,17,18
 Farmer, Thomas _____ 1940,41,42
 Farrell, John _____ 1970,71,72
 Farroh, Mike _____ 1928,29
 Farroh, Shipley _____ 1936,37
 Faske, Jerold _____ 1948,49,50
 Favrow, Jim _____ 1980
 Fechter, Russell _____ 1946
 Fedders, Greg _____ 1987,88,89

Fee, Joseph _____ 1908,09
 Fenstermaker, Andy _____ 2005,06
 Fenton, Bill _____ 1951,52,53
 Fequiere, Fritz _____ 1992,93,94
 Ferentz, Brian _____ 2003,04,05
 Ferentz, James _____ 2010,11,12
 Ferentz, Steve _____ 2015,16
 Ferguson, Dalton _____ 2015,16,17,18
 Ferguson, James _____ 1942
 Ferguson, Larry _____ 1959,60,62
 Ferren, William _____ 1891
 Ferroni, Mike _____ 1989,90,91,92
 Ferry, Terry _____ 1964,65
 Fetter, Mark _____ 1972,73,74,75
 Feuerbach, Kerry _____ 1975,76
 Fiedorowicz, C. J. _____ 2010,11,12,13
 Ficeli, John _____ 1965,66
 Fick, Rob _____ 1971,74
 Filer, Rodney _____ 1993,94,95,96
 Filloon, Jon _____ 1988,90,91
 Fischer, Alan _____ 1962
 Fischer, Darrell _____ 1923,24
 Fisher, Cole _____ 2013,14,15
 Fisher, Hugh _____ 1962
 Fisher, Kyler _____ 2020
 Fisher, Raymond _____ 1931,32,33
 Fisher, Russell _____ 1933,34
 Fisher, Scott _____ 1992
 Fitzgerald, Greg _____ 1984
 Flag, Mike _____ 1984,85,86,87
 Fleckenstein, Bill _____ 1923,24
 Fleming, Maurice _____ 2013,14,15
 Fleming, Willie _____ 1958
 Flemister, Zeron _____ 1996,98,99
 Fletcher, Bradley _____ 2005,06,07,08
 Fletcher, Gary _____ 1962,63
 Flood, Bud _____ 1944
 Folland, Brian _____ 1984
 Follett, Mike _____ 2002,03,04,05
 Fontes, John _____ 1971
 Ford, John _____ 1943
 Forgy, Joe _____ 2011
 Forte, Jeff _____ 1981
 Fosdick, Robert _____ 1915,16
 Foster, Gerald _____ 1931,33,34
 Foster, Melvin _____ 1987,88,89,90
 Foster, Palmer _____ 2013
 Frantz, Tom _____ 1979,80
 Frantz, Mike _____ 1974
 Frazier, Chris _____ 1992
 Frazier, Jim _____ 1977,78,80,81
 Freeman, James _____ 1953,54,55
 Freeman, Marshall _____ 2003
 Frey, Harry _____ 1943
 Fritzel, Carl _____ 1906,07
 Fry, Westley _____ 1923,24,25
 Fryauf, Donald _____ 1948
 Frye, George _____ 1939,40,41
 Frymire, Richard _____ 1951,52
 Fuahala, Hausia _____ 1993,94
 Fuhrman, John _____ 1927,28,29
 Furlong, Kevin _____ 1957,58

-G-

Gabelmann, Zach _____ 2003,04,05,06
 Gaffey, Daniel _____ 2017
 Gaglione, Joe _____ 2012
 Gaines, Richard _____ 1895,96
 Gair, Anthony _____ 2013,14,15,16
 Gales, Pete _____ 1978,79,80,81
 Gallagher, Frank _____ 1936,37
 Gallagher, Jack _____ 1933,34,35
 Gallagher, James _____ 1917
 Gallagher, William B. _____ 1937,39,40
 Gallagher, William F. _____ 1943
 Gallery, John _____ 2005
 Gallery, Nick _____ 1993,94,95,96
 Gallery, Robert _____ 2000,01,02,03
 Galloway, Ledrue _____ 1924
 Gambol, Chris _____ 1985,86
 Gancarczyk, Jacob _____ 2003
 Gardner, Drew _____ 2006,07,08
 Gardner, John _____ 1895,96,97
 Garmon, Greg _____ 2012
 Garretson, Herman _____ 1914,15
 Gates, Ben _____ 2004,05
 Gattas, Bryon _____ 2006,07
 Gaul, Tommy _____ 2013,14
 Gear, Bruce _____ 1983,84,85,86
 Geary, Chad _____ 2006,07,08,09
 Geater, Ron _____ 1988,90,91
 Gehrke, Del _____ 1964
 Geigel, Robert _____ 1946,47,48,49
 George, Leon _____ 1945
 Gerleman, Loren _____ 1981,82
 German, Burt _____ 1891
 Gersonde, Ryan _____ 2020
 Gervase, Jake _____ 2016,17,18
 Gettis, Adam _____ 2010,11
 Ghere, Jesse _____ 1999
 Giacobazzi, Tony _____ 1962,63,64
 Gibbons, James _____ 1955,56,57
 Gibbs, Frank _____ 1903
 Gibbs, Richard _____ 1965,66
 Gibbs, Robert _____ 1966,67,68
 Gibson, Damon _____ 1995,96,97
 Gibson, Ed _____ 1995,96,97
 Giesen, Glen _____ 1999
 Gilbaugh, Greg _____ 1977,78,79,80
 Gilleard, Burdell _____ 1940
 Gill, Owen _____ 1981,82,83,84
 Gillette, Charles _____ 1892
 Gilliam, Frank _____ 1953,54,56
 Gilson, Chad _____ 2014
 Gimm, Jonathan _____ 2009,11,12
 Ginsberg, Louis _____ 1945,48,49,50
 Glasener, Paul _____ 1943
 Glass, Bill _____ 1983,84
 Glasgow, Willis _____ 1927,28,29
 Glonek, Paul _____ 1987
 Gochenour, Ed _____ 1988,89
 Godfrey, Charles _____ 2004,05,06,07
 Goff, Mike _____ 1994,95,96,97
 Golden, Paul _____ 1945
 Golston, Chauncey _____ 2018,19,20
 Goodman, Grant _____ 1985,86,87,88
 Goodson, Tyler _____ 2019,20

Gordenier, Sheldon _____ 1934,35
 Gorrell, Andrew _____ 1889
 Graham, Donald _____ 1923,24,25
 Granger, Norm _____ 1980,81,82,83
 Granquist, Aaron _____ 1995,96
 Grant, Duane _____ 1966,67,68
 Grant, Marcus _____ 2011
 Gray, Lee _____ 2004
 Grayson, Lemuel _____ 1977,78,79,80
 Gravel, William _____ 1956,57,58
 Green, Dennis _____ 1968,69,70
 Green, Jeff _____ 1978
 Green, Lester _____ 1954
 Green, Steve _____ 1988
 Green, Thomas _____ 1905
 Green, William C. _____ 1939,40,41
 Green, William F. _____ 1948,49,50
 Greene, Chris _____ 1992
 Greene, Shonn _____ 2005,06,08
 Greenway, Chad _____ 2002,03,04,05
 Greenwood, Brett _____ 2007,08,09,10
 Greenwood, Glen _____ 1917,18
 Greiner, Justin _____ 2010
 Greving, Aaron _____ 2000,01
 Grier, Robert _____ 1962,63
 Griffen, Harold _____ 1923,24,25
 Griffin, Festus _____ 1896
 Griffith, Dwight _____ 1901,03,04
 Griffith, John _____ 1897,98,99,00
 Grigsby, Herb _____ 2005,06
 Grimm, Lloyd _____ 1926,27,28
 Grine, Tom _____ 1974,75,76
 Griswold, Bryce _____ 2009
 Groeneweg, Kyle _____ 2018
 Grogan, Tom _____ 1981,82,83
 Gross, Raymond _____ 1907,08,09
 Gross, Samuel _____ 1913,14,15
 Grothus, Joseph _____ 1943,46,47,48
 Grouwinkel, Gary _____ 1956,57,58
 Grubb, Frank _____ 1915,16
 Gruver, Bob _____ 1967,69
 Gunderson, Arthur _____ 1912,13,14
 Guthrie, Eric _____ 2011
 Gusolis, Frank _____ 1894
 Gustafson, Robert _____ 1945
 Gutshall, Tim _____ 1976,77,78
 Guy, Willie _____ 1993,94,95
 Guzowski, Anthony _____ 1946,47,48

-H-

Haganman, Kyle _____	2010
Hager, John _____	1979
Hagerty, Lorin _____	1927,29
Hagler, Collins _____	1955,56,57
Haight, Dave _____	1985,86,87,88
Haight, Mike _____	1983,84,85
Hain, Robert _____	1958,59
Hall, John _____	1952,53,54
Hall, Shane _____	1998,99,2000,01
Hall, Shelley _____	1891
Hallstrom, Ron _____	1981
Halliburton, James _____	1948
Haltom, Warren _____	1934
Haluska, Blake _____	2013
Hamilton, Chris _____	1969
Hamilton, Ray _____	2011,12,13,14
Hammann, Gregg _____	1984
Hammond, Jack _____	1945
Hampton, Jewel _____	2008
Hancock, John _____	1922,23,24
Hand, Tom _____	1942,45
Hankins, Matt _____	2017,18,19,20
Hanks, Merton _____	1987,88,89,90
Hanlon, Thomas _____	1909
Hanna, Tim _____	1982,83
Hansen, James _____	1944
Hansen, Ryan _____	1998,99,2000
Hanson, Henry _____	1909,11,12
Hantelmann, Harold _____	1930,31
Happel, Bill _____	1983,84,85
Happel, William _____	1955,56,57
Haralson, Aramis _____	2001
Harberts, Deven _____	1987,88
Hardt, Kim _____	1971
Hardy, Mike _____	2012,13,14
Harmon, Kevin _____	1985,86,87
Harmon, Ronnie _____	1982,83,84,85
Harrell, George _____	1959
Harrington, Herlyn _____	1979,80
Harris, Carl _____	1965
Harris, Dave _____	1970,71,72
Harris, Fred _____	1955,56,57
Harris, Homer _____	1935,36,37
Harris, Sammie _____	1960,61,62
Harthorne, Romero _____	1972
Hartlieb, Chuck _____	1986,87,88
Hartlieb, Jim _____	1989,90,91,92
Hartlieb, John _____	1991,92,93,94
Hartman, Craig _____	1983,84
Harty, Frank _____	1980
Harty, John _____	1977,78,79,80
Hass, Wilmon _____	1932
Hastings, Irving _____	1906,07,08
Hatch, James _____	1952,54
Hatch, Toni _____	1955,56
Hauge, Gerhard _____	1930
Haugo, Tom _____	1967,68
Hausman, Robert _____	1956
Hawley, Ron _____	1982,83
Hawkins, Max _____	1939,40
Hawthorne, George _____	1988,89
Hay, Jim _____	1930
Hayes, Jonathan _____	1982,83,84
Hayes, John _____	1966,67
Hayes, Robert _____	1894
Hayes, Tom _____	1968,69,70
Hayman, Phillip _____	1952
Haymen, Phil _____	1973
Hazard, Charles _____	1907,08,09
Head, James _____	1954
Headington, Ronald _____	1946,47,48
Heald, Albert _____	1890
Hearns, Greg _____	1973
Hedgeman, Erric _____	1982,83
Heflin, Jack _____	2020
Hegg, Phil _____	1976
Heil, Lynn _____	1972,73,74
Heldt, John _____	1918,19,20,21
Helgens, James _____	1961
Helms, Jory _____	2003
Helverson, Scott _____	1984,85
Hendricks, John _____	1965,66,67
Hendryx, Richard _____	1964,65
Henlon, Jason _____	1993,94
Heppner, Joe _____	1973,74
Herbert, Vane _____	1901
Herbst, Taylor _____	2009
Herington, Ken _____	1970
Herman, Brad _____	2008,09,10,11
Herman, Robert _____	1937
Herrera, Hugo _____	2000
Herrig, Carl _____	1894
Herron, Anthony _____	1997,98,99,2000
Hess, Jack _____	1951,52
Hess, Jay _____	1987
Hess, John _____	1894
Hesse, Parker _____	2015,16,17,18
Hickman, Randall _____	1930,31
Higdon, Grover _____	1929,30
Hild, John _____	1934,35,36
Hilgenberg, Eric _____	1994,95
Hilgenberg, Jay _____	1977,78,79,80
Hilgenberg, Jerry _____	1951,52,53
Hilgenberg, Jim _____	1974,75,77
Hilgenberg, Joel _____	1980,81,82,83
Hilgenberg, Wally _____	1961,62,63
Higgins, Jay _____	2020
Hill, Bobby _____	1975,78,79
Hill, Kahlil _____	1998,2000,01
Hilliard, Loren _____	1962
Hilliard, Matt _____	1990,91,92,93
Hillyer, Jacob _____	2012,13,14,15
Hilsabaek, Daniel _____	1964,65,66
Hines, Don _____	1925,26
Hinkel, Ed _____	2002,03,04,05
Hinton, Alfred _____	1959,60,61
Hitchens, Anthony _____	2010,11,12,13
Hobbs, Darrell _____	1977,78
Hobbs, Samuel _____	1895,96,97,98
Hockaday, Jack _____	2016,17,18
Hockenson, T.J. _____	2017,18
Hodge, Abdul _____	2002,03,04,05
Hodges, Howard _____	2000,01,02,03
Hodoway, Stephen _____	1964,66
Hoerlein, Hans _____	1910
Hoerner, Dick _____	1942,46

Hoff, Robert _____	1948,49,50
Hoffman, Lloyd _____	1933
Hoinkes, Karl _____	1970
Hogarty, John _____	1979
Holbrook, Frank Kinney _____	1895,96
Hollenbeck, Henry _____	1901,02
Hollis, Wilburn _____	1959,60,61
Holloway, Warren _____	2002,03,04
Holman, Tarig _____	1997,98,99
Holmes, Bob _____	1974,75
Holmes, Frank _____	1970,71,72
Holmes, George _____	1915
Holmstrom, Tim _____	1977,78
Holsclaw, Dave _____	1977,78,79
Holtorf, Gene _____	1976,79
Honnold, Brian _____	1991
Hook, Tork _____	1987,88,89
Hooker, Amani _____	2016,17,18
Hooks, Mike _____	1980,82,83,84
Hoover, Dwight _____	1933,34,35
Horn, Donald _____	1957,58,59
Hornaday, Mike _____	1993
Hornok, Mark _____	1994
Horton, Larry _____	1970,71
Hosier, Scott _____	1993,94
Houg, Andrew _____	1951,52,53
Houghtlin, Rob _____	1985,86,87
Houghton, Max _____	1912,13,14
House, Jason _____	1994,95,96,97
Hoveland, Jason _____	2002
Howard, Joseph _____	1943
Howard, Sherman _____	1946
Howell, Lloyd _____	1899
Hudson, David _____	1985,86,87,88
Hudson, James _____	1943
Huff, Terry _____	1964,67
Hufford, Joe _____	1976,77,78
Hufford, Mike _____	1980,81,82,83
Hufford, Paul _____	1982,83,84
Hughes, Danan _____	1989,90,91,92
Hughes, Matt _____	1995,96,97,98
Hughes, Thomas _____	1943
Hujzak, Jim _____	1989,90,91
Hulett, Jake _____	2015,17
Hull, John _____	1892
Humpal, Mike _____	2005,06,07
Humphrey, Tom _____	1984,85
Humphreys, Lloyd _____	1958,59,60
Humphries, Charlie _____	1982
Hunter, Jack _____	1945,46
Hunter, Jeremiha _____	2007,08,09,10
Hunter, Keith _____	1981,82,83,84
Huntermark, Cody _____	2007
Huntrods, Clint _____	2005,06
Hunzelman, Harry _____	1916,17,18,19
Hurley, Brion _____	1993,94,95,96
Hutchinson, Roy _____	1952
Hyde, Micah _____	2009,10,11,12
Hyland, Mike _____	1908,09,10

-I-

Ibanez, Raul _____	1979,80
Ince, Cody _____	2019,20
Ingersoll, Clarence _____	1893,94
Inman, Donald _____	1952,54
Ireland, Robert _____	1943
Irvine, Charles _____	1937,38
Iverson, Iver _____	1894,95,96
Iwebema, Kenny _____	2004,05,06,07

-J-

Jackson, Alaric _____	2017,18,19,20
Jackson, Andre _____	1972,73,74,75
Jackson, Andrew _____	1966,67,68
Jackson, Chris _____	1992,93,94,95
Jackson, Dave _____	1974
Jackson, Josh _____	2015,16,17
Jackson, Mike _____	1976,77,79
Jackson, Tony _____	2001,02,03,04
Jackson, Treye _____	1982
Jacobs, Jestin _____	2020
Jacobsen, Grover _____	1914,15
Jacobus, Dalles _____	2019,20
Jagodinski, Shawn _____	1993
Jakoubek, Frank _____	1934,36
James, Carlos _____	1990,91,92
Janda, Jon _____	1957
Jansen, Garret _____	2016,17,18
Jansen, Jeff _____	1980,81
Jaqua, Franklin _____	1920
Jasper, Harold _____	1991,92,93,94
Jauch, Ray _____	1957,58,59
Jaye, John _____	1976
Jehle, Kenneth _____	1955
Jenkins, Albert _____	1916,17
Jenkison, Jerry _____	1957
Jensen, Erik _____	2000,01,02,03
Jensen, Jim _____	1972,73,74,75
Jensvold, Leo _____	1928,29,30
Jensvold, Lloyd _____	1929,30
Jerrick, Roger _____	1971,72,73
Jeschke, Bob _____	1975
Jessen, Ernest _____	1926,27,28
Jeter, Bob _____	1957,58,59
Jewell, John _____	1907
Jewell, Josey _____	2014,15,16,17
Jewell, Walter _____	1917
Johnson, Arthur _____	1945
Johnson, Craig _____	1971,73
Johnson, D.J. _____	2019
Johnson, D.J. _____	1998,99,2001,02
Johnson, Eliza _____	1892
Johnson, Jaleel _____	2014,15,16
Johnson, Jerry _____	1969,70,71
Johnson, Jim _____	1987,88,89,90
Johnson, Jovon _____	2002,03,04,05
Johnson, Troy _____	2007,08,09,10
Johnson-Koulianos, Derrell _____	2007,08,09,10
Johnston, Albert _____	1903
Johnston, Ubhert _____	1949,50,51
Jones, Amani _____	2016,17,18,19
Jones, C. J. _____	2001,02
Jones, Cal _____	1953,54,55



Jones, Charlie _____ 1981
 Jones, Charlie _____ 2020
 Jones, Jamar _____ 1992,93
 Jones, Kenny _____ 1991
 Jones, Mike _____ 2003,04,05,06
 Jones, Nyle _____ 1901,03,04
 Jordan, R. E. _____ 1904
 Joseph, Straun _____ 1981

-K-

Kadesky, Max _____ 1920,21,22
 Kaeding, Nate _____ 2000,01,02,03
 Kahl, Kent _____ 1993,94
 Kaiser, Jim _____ 1970,71,72
 Kaisershot, Quentin _____ 1947,49
 Kallenberger, Mark _____ 2018,19,20
 Kampman, Aaron _____
 _____ 1998,99,2000,01
 Kane, Roger _____ 1942,46
 Kanellis, Alex _____ 2005,06
 Kanellis, Eldan _____ 1955
 Karras, Alex _____ 1956,57
 Karras, Paul _____ 1958
 Kasapis, Gus _____ 1961,62,63
 Kasper, Kevin _____ 1998,99,2000
 Katz, Ralph _____ 1944,45
 Kaufmann, Robert _____ 1919,20
 Kay, William _____ 1945,46,47,48
 Keane, James _____ 1942
 Kelley, James _____ 1934,35,38
 Kellogg, Don _____ 1983,84
 Kelly, Austin _____ 2016,17,18
 Kelly, Leo _____ 1916,17
 Kelly, William _____ 1937
 Kelly, William F. _____ 1897
 Kelly, William S. _____ 1918,19,20
 Kelly-Martin, Ivory _____ 2017,18,20
 Kelso, Jack _____ 1944,47
 Kemp, Paul _____ 1952,53
 Kennedy, Rick _____ 1992
 Kenny, John _____ 2014
 Kent, Ed _____ 1983
 Kent, Maurice _____ 1904,05,06
 Kepler, Richard _____ 1894,95
 Keppy, Mitch _____ 2016
 Keppy, Myron _____ 1986,87
 Kerkhoff, Jared _____ 1998
 Kersten, William _____ 1944,51
 Kerwick, Joseph _____ 1914,15
 Kesselring, Kyle _____ 2005
 Kidd, Dillon _____ 2014,15
 Killbreath, James _____ 1965
 Kimber, Lloyd _____ 1987
 Kimble, Dalton _____ 1964,65
 King, Cliff _____ 1991,92,93
 King, Desmond _____ 2013,14,15,16
 King, Louis Jr. _____ 1946,47
 King, Lou _____ 1978,79,80,81
 King, Mitch _____ 2005,06,07,08
 Kinnick, Nile _____ 1937,38,39
 Kirk, Archie _____ 1912,13,14
 Kirk, Carrol _____ 1906,07,08
 Kirkland, Tommy _____ 1972

Kirksey, Christian _____ 2010,11,12,13
 Kittle, Bruce _____ 1977,78,79,81
 Kittle, George _____ 2013,14,15,16
 Klein, Aron _____ 1995,96,97,98
 Klein, Richard _____ 1956,57
 Klimczak, Mike _____ 1974,75
 Kline, John _____ 1991,92,93
 Kligenberg, Theodore _____ 1897
 Klinkenborg, Mike _____ 2004,05,06,07
 Kloewer, Delmar _____ 1956,57
 Klug, Karl _____ 2008,09,10
 Klumpar, Emil _____ 1936,37
 Kluver, Tyler _____ 2014,15,16,17
 Knapp, David _____ 1890
 Knapp, Karl _____ 1904
 Knight, Tom _____ 1992,94,95,96
 Knipper, Chris _____ 1995,96,97
 Knotts, Melvin _____ 1957
 Knowlton, Will _____ 1906,07
 Knutson, Thomas _____ 1964,65,66
 Koehn, Marshall _____ 2014,15
 Koeppel, Jeff _____ 1986,87,88,89
 Koeppel, Josh _____ 2008,09,10
 Koerner, Jack _____ 2018,19,20
 Kokolus, Harry _____ 1971,72,73
 Kooiker, Aaron _____ 1993,94,95
 Koranda, Shawn _____ 2000
 Kornbrath, Connor _____ 2012,13,14
 Kostrubala, Gary _____ 1984,85,86
 Kouba, Lumir _____ 1932
 Kraguski, Paul _____ 1923,24,25
 Kramer, Jeff _____ 1997,98
 Kratch, Bob _____ 1985,86,87,88
 Krause, Paul _____ 1961,62,63
 Creamer, Robert _____ 1962
 Kreider, Andy _____ 1992,93
 Kreiter, Casey _____ 2011,12,13
 Kresensky, Walter _____ 1909
 Kress, George _____ 1953,55,56
 Krga, Robert _____ 1966
 Krieger Coble, Henry _____
 _____ 2012,13,14,15

Kriehner, Herman _____ 1977,78
 Krill, William _____ 1965
 Kriz, Frank _____ 1917
 Kriz, Jerome _____ 1931
 Kriz, Leo _____ 1921,22,23
 Kroemer, Mike _____ 1990
 Kroul, Matt _____ 2005,06,07,08
 Krull, Dave _____ 1969
 Kuchel, Nick _____ 2009,10
 Kuempel, Andy _____ 2008,09
 Kuhn, Marvin _____ 1934
 Kujawa, Paul _____ 1989,90,91,92
 Kulick, Drake _____ 2016,17
 Kutsch, Nicholas _____ 1925,26

-L-

Laaveg, Paul _____ 1967,68,69
 Lack, Will _____ 2002
 Ladick, Gary _____ 1974,75
 LaFleur, Dan _____ 1972,73,74
 LaFleur, Jon _____ 1994,95,96,97
 Lage, Robert _____ 1949,50,51
 Lagomarcino, James _____ 1944
 Lagota, John _____ 1965
 Lamb, Bush _____ 1935,36,37
 Lamerton, William _____ 1897
 Lamot, Roger _____ 1965,66
 Lampkin, Marvin _____ 1990,91,92
 Lane, Coleman _____ 1968
 Lange, Bill _____ 1990,92,93
 Lange, J. P. _____ 1995,96,97
 Langston, Jeff _____ 1956,58,59
 Lannon, Robert _____ 1935,36,37
 Lapham, William _____ 1957,58,59
 LaPorta, Sam _____ 2019,20
 Larrabee, William _____ 1891,92
 Larsen, Blake _____ 2004
 Larsen, Gary _____ 1965,66,67
 Larson, Howard _____ 1943
 Laster, Richard _____ 1946,47,48,49
 Latta, George _____ 1961,62,63
 Lattimore, Cedrick _____ 2016,17,18,19
 Laufenberg, Doug _____ 1992,93
 Laun, Charles _____ 1915,16,17
 Lauterbach, Robert _____ 1942
 Lavery, Michael _____ 1966,67
 Lawrence, James _____ 1946,47
 Lawrence, Larry _____ 1968,69
 Law, Nico _____ 2011,12,13
 Laws, Joe _____ 1931,32,33
 Lawson, Bobby _____ 1976
 Lawson, Bud _____ 1952,53,54
 Lazar, Jon _____ 1975,76,77,78
 Lee, Charles _____ 1958,59,60
 Lee, J. F. _____ 1904
 Lee, Phil _____ 1992
 Lees, Paul _____ 1959
 Legler, Charles _____ 1968,70
 LeGrand, Lucas _____ 2016
 Leighton, Kalita _____ 1894,95,96
 Leinbaugh, Lyle _____ 1952,53
 Leppert, Wade _____ 2008,09
 Leonard, Aaron _____ 1976,77
 Leshyn, John _____ 1958
 Levelis, Joe _____ 1981,82,83
 Lewis, Edward _____ 1889
 Lewis, Farley _____ 1965
 Lewis, George _____ 2000,01,02,04
 Lewis, Jermelle _____ 2002,03,04
 Lewis, Mac _____ 1956,57,58
 Leytze, Rudolph _____ 1934,35
 LeZotte, Robert _____ 1962,64
 Liddy, Robert _____ 1942,43,46
 Liggett, Eugene _____ 1935,36
 Lightfoot, Andrew _____
 _____ 1999,2000,01,02
 Linderbaum, Tyler _____ 2019,20
 Linebarger, Tom _____ 1980
 Lindenmeyer, Fred _____ 1936,37

Lindsey, Edwin _____ 1951,52,53
 Link, Dave _____ 1970
 Littig, Victor _____ 1893,94
 Little, Ernest _____ 1900
 Little, George _____ 1981,82,83,84
 Locke, Gordon _____ 1920,21,22
 Loehlein, Harold _____ 1945
 Loftin, Ryan _____ 1996,97,98
 Lohman, Fred _____ 1918,19
 Lomax, Jordan _____ 2011,13,14,15
 Long, Chuck _____ 1982,83,84,85
 Long, David _____ 1963,64,65
 Long, Jerry _____ 1949,50
 Long, Pat _____ 1971
 Longley, Earl _____ 1920
 Longley, Robert _____ 1947,48,49
 Lopos, Mike _____ 1974
 Loufek, Robert _____ 1931,32
 Love Jordan, J. C. _____ 1980,82,83,84
 Lowdermilk, John _____ 2011,12,13,14
 Lowe, William _____ 2009,10
 Lowery, B. J. _____ 2010,11,12,13
 Luebcke, Henry _____ 1938,39,40
 Ludwig, Joe _____ 2018
 Luebke, Tyler _____ 2003,04
 Lund, Ira _____ 1945
 Lutz, Richard _____ 1970,71
 Lynch, Lorin _____ 1970,71
 Lyon, Lynn _____ 1961,62

-M-

Mabin, Greg _____ 2014,15,16
 Mackey, Chris _____ 1977
 MacMillan, Nolan _____ 2010,12,13
 Macy, Clarence _____ 1901
 Mady, Hal _____ 1992,93,94
 Magnussen, Marcus _____ 1929,32
 Maher, John _____ 1940,41
 Mahmens, Mark _____ 1977,78,79
 Maine, Ernest _____ 1895
 Majerus, Ryan _____ 2003,04,05,06
 Major, Phillip _____ 1965,66,67
 Malmer, Clark _____ 1971
 Malone, Jerry _____ 1984
 Manders, Mark _____ 1958,59,60
 Manning, Ray _____ 1968,69,70
 Manson, Jason _____ 2005,06
 Mannino, Alfred _____ 1942
 Marchese, Henry _____ 2018,19,20
 Marchese, John _____ 1985
 Marciano, Peter _____ 1986,87,88,89
 Maresch, George _____ 1901
 Marsh, Rick _____ 1973,75
 Marshall, Ed _____ 1989
 Martens, Mike _____ 1991
 Martin, Dennis _____ 1980
 Martin, Richard _____ 1943
 Martin-Manley, Kevonte _____
 _____ 2011,12,13,14
 Masden, Howard _____ 1932
 Mason, Wayne _____ 1935,36
 Massaquoi, Siaka _____ 2000,01
 Masterson, Forrest _____ 1942,44
 Mastrogany, Nick _____ 1929,30

Matheson, Eldean ___ 1953,54,55	Melloy, Matt ___ 2003,04,05	Moore, Joseph ___ 1940	Neuman, Scott ___ 1989
Matson, Gordon ___ 1934,36	Meloy, Charles ___ 1911,12	Moore, Robert ___ 1934	Newborg, Jacob ___ 2018
Matter, Dan ___ 1975,76	Meltzer, Sam ___ 1931	Moore, Robert H. ___ 1927,28	Newland, Jeffrey ___ 1966,67
Mattingly, Dave ___ 1977	Mendenhall, Leland ___ 1916	Moore, Thomas ___ 1959,60	Ney, John ___ 1910,11
Mattison, Bryan ___ 2004,05,06,07	Mendenhall, Otho ___ 1915	Moore, Thomas W. ___ 1931,32,33	Nichol, Tom ___ 1981,82,83,84
Matykiewicz, Louis ___ 1952,53,54	Mends, Aaron ___ 2015,16,17,18	Moran, Terrance ___ 1953,54	Niedbala, William ___ 1962,63
Mauren, Gerald ___ 1959,60	Menzel, Bruce ___ 1992	Moreland, David ___ 1964,65,66	Niedziela, Bruno ___ 1942,46
Mauro, Jim ___ 1985,86,87	Merrick, Miguel ___ 2003,04,05,06	Moritz, Dave ___ 1981,82,83	Nielsen, Nick ___ 2010,11,12
Mayer, Mike ___ 1975,76,77,78	Merriweather, Kaevon ___ 2018,20	Morris, James ___ 2010,11,12,13	Nielsen, Tyler ___ 2008,09,10,11
Mayhan, Dave ___ 1978,79,80,81	Merten, Francis ___ 1931	Morris, Melvin ___ 1967,68,69	Niemann, Ben ___ 2014,15,16,17
Mazzeri, Marc ___ 1986,87,88	Mertes, Bus ___ 1941	Morrissey, Ed ___ 1972,73	Niemann, Nick ___ 2017,18,19,20
McBride, Daniel ___ 1952	Merz, Curt ___ 1957,58,59	Morrow, Diauntae ___ 2008	Niland, John ___ 1963,64,65
McCann, Kyle ___ 1998,99,2000,01	Meskimen, Jon ___ 1967,68,69	Morscheiser, John ___ 2002	Niles, Jerry ___ 1938,45
McCarney, Dan ___ 1972,73,74	Meyer, Mike ___ 2010,11,12,13	Morse, Brett ___ 2007,08,09,10	Nixon, Daviyon ___ 2019,20
McCarron, Riley ___ 2013,14,15,16	Meyer, Richard ___ 1948,50	Morton, Ray ___ 1898,99,1900	Noard, Galen ___ 1967,68
McCarty, Paul ___ 1982,83	Meyer, Roger ___ 1998,99,2000,01	Morton, Rod ___ 1977,78,79	Noble, Dudley ___ 1950,51
McCormick, Ryan ___ 1997,98,99	Meyers, Joseph ___ 1896,97	Moses, Dezman ___ 2007	Nocera, John ___ 1956,57,58
McCullouch, Brian ___ 1993,94	Michel, Phil ___ 1978,80	Moses, James ___ 1964,65	Noonan, Karl ___ 1963,64,65
McCutchen, William ___ 1965,66	Michelosen, Geoff ___ 1969,70,71	Mosley, Dennis ___ 1976,77,78,79	Nordman, Gerald ___ 1949,51
McDonald, Daniel ___ 1968,69,70	Michelosen, Jock ___ 1972,73,74	Mosley, Eugene ___ 1959,60	Nordmann, Don ___ 2010
McDonnell, Jack ___ 1948	Mickelson, John ___ 2002	Moss, David ___ 1965	Norgaard, Jens ___ 1938,39
McDowell, Floyd ___ 1934,35	Mickens, Aaron ___ 2001,02,04	Moss, Riley ___ 2018,19,20	Norton, Donald ___ 1957,58,59
McDowell, Ivory ___ 1963, 64	Middleton, G. M. ___ 1897	Mossbrucker, Trent ___ 2008,12	Norvell, Jay ___ 1985
McDowell, Larry ___ 1964,65,66	Middleton, Pete ___ 1990	Mott, Joe ___ 1985,86,87,88	Nourse, Craig ___ 1964
McDowell, Layne ___ 1968,69,70	Mielke, Ernest ___ 1958,59	Moylan, Devan ___ 2004,05,06,07	Novack, Gerald ___ 1958,59
McEniry, Matthew ___ 1890	Milani, James ___ 1952	Mulherin, Mick ___ 1992,93,94,95	Nugent, Clement ___ 1922
McFadden, William ___ 1906	Milani, John ___ 2018,19	Mullen, Scott ___ 1998,99,2000	Nubent, Lee ___ 1917
McGinnis, Ralph ___ 1911,12,13	Miles, Edmond ___ 2003,04,05,06	Muller, John ___ 1969,70,72	
McGrath, Gavin ___ 2007,08	Miller, Allan ___ 1958,59	Mulligan, Terry ___ 1964,65,66	
McGowan, Kirk ___ 1989	Miller, Brett ___ 1981,82	Mullins, Michael ___ 1965	
McGowen, Earle ___ 1903,04,05	Miller, Chris ___ 1996	Murphy, Bernard ___ 1904,05,07	
McGuire, James ___ 1964	Miller, Craig ___ 1968	Murphy, Dave ___ 1985,86	
McGwire, Dan ___ 1987	Miller, Doug ___ 1997,98,99	Murphy, George ___ 1986,87,88,89	
McHugh, James ___ 1966	Miller, Glenn ___ 1921,22,23	Murphy, James Jr. ___ 1938,39,40	
McIntyre, Scott ___ 1922,23	Miller, Henry ___ 1941	Murphy, James Sr. ___ 1909,10,11	
McKee, Howard ___ 1915,16	Miller, James ___ 1968,69,70	Murphy, Jayme ___ 2007,08,09	
McKenzie, Robert ___ 1947,48,49	Miller, John ___ 1932	Murray, Daniel ___ 2007,08,09,10	
McKillip, Dean ___ 1978,79,80	Miller, Leo ___ 1963,65	Myers, Boone ___ 2014,15,16,17	
McKinley, Michael ___ 1894	Miller, Mike ___ 1988,89,90	Myers, Brandon ___ 2005,06,07,08	
McKinney, Jeremy ___ 1994,95,96,97	Miller, Robert ___ 1944	Myers, Dennis ___ 1927,28,29	
McKinnie, Silas ___ 1965,66,67	Miller, Scott ___ 1966,67,68	Myers, Ed ___ 1973,74	
McKinstry, James ___ 1946	Miller, Skip ___ 1998	Myers, Harl ___ 1892,93	
McLain, Edwin ___ 1937,38,39	Miller, Tanner ___ 2010,11,12,13		
McLain, Mayes ___ 1928	Millett, George ___ 1982,83,85		
McLaughlin, Aaron ___ 1993	Minick, Paul ___ 1920,21,22		
McLaughlin, Greg ___ 1997,2000	Mitchell, Jr., Derrick ___ 2015		
McLaughlin, Jordan ___ 2007,08	Mitchell, Devon ___ 1982,83,84,85		
McLaughlin, Russell ___ 1944	Mitchell, Levi ___ 1969,70,71		
McLaughlin, Tom ___ 1974,75,76,77	Mitchell, Mark ___ 1994,95,96		
McLaurin, Marqueas ___ 2000,01	Mitchell, Robert ___ 1964		
McMahon, Peter ___ 2001,02,03,04	Mix, Royce ___ 1972,73		
McManus, Greg ___ 1968	Mockmore, Charles ___ 1918,19		
McMillan, Casey ___ 2012	Moeaki, Tony ___ 2005,06,07,09		
McNeil, Harry ___ 1896	Moffitt, Howard ___ 1931,32		
McNulty, Jim ___ 1973,74,75,76	Mohrbacher, Stanley ___ 1943,44		
McNutt, Jr., Marvin ___ 2009,10,11	Molinari, Ryan ___ 2002		
McQuiston, Earl ___ 1960,61,62	Molini, Jim ___ 1976,77,78,79		
Mead, Chester ___ 1920,21,22	Mollet, Gene ___ 1975		
Meade, Travis ___ 2007,09	Monroe, Gordon ___ 1966		
Meek, Kenneth ___ 1954	Montgomery, Jerry ___		
Meggers, Frank ___ 1898,99	___ 1998,99,2000,01		
Meidlinger, Brian ___ 2003	Montgomery, Lew ___ 1989,90,91,92		
Meier, Nathan ___ 2013,14,15	Montgomery, Marcus ___ 1995		
Meister, Melvin ___ 1897	Moore, Dean ___ 1975,76,77		
Melendez, Marcos ___ 1968,70	Moore, Fred ___ 1904,05		

-O-

Oakes, Dave ___ 1978,79,80,81
Oberland, Jared ___ 2008
O'Brien, Kelly ___ 1981,82,84,85
O'Brien, Willis ___ 1909,10,11
Ochiltree, H. E. ___ 1902
Ochoa, Ramon ___ 2002,03
Odems, Demo ___ 1993,94,95,96
O'Donnell, Jerry ___ 1965,66
Ogiego, Mitchell ___ 1958
O'Hara, Richard ___ 1964,65
O'Hare, Cody ___ 1998,99,2000,01
Ojemudia, Michael ___ 2016,17,18,19
Olejniczak, Jason ___ 1990,91,92,93
Olejniczak, Lon ___ 1979,80,82,83
Oliver, Chris ___ 1998,99,2000,01
Olsen, Seth ___ 2005,06,07,08
Olson, Forrest ___ 1923,24,26
Olson, Glenn ___ 1936,37,38
Olszta, Daniel ___ 2005,06,07
O'Meara, Paki ___ 2007,08,09,10
O'Neal, Charles ___ 1926,27
Oostendorp, John ___ 1992
Orne, Woody ___ 2011
Ortlieb, Jon ___ 1994,95,96
Osby, Don ___ 1969,70,71
Osmaloski, Ted ___ 1934,35,36
Ott, Drew ___ 2013,14, 15
Otte, M. Lowell ___ 1922,23,24
Otto, J. Robert ___ 1941
Ousley, Bobby ___ 1972,74
Outsey, Jameer ___ 2015

-N-

Naber, Mearl ___ 1948,49
Nardo, Tom ___ 2011
Narinskiy, Anton ___ 2007,08
Narum, Carl ___ 1905
Nead, Wilbur ___ 1937,38
Neal, Fred ___ 1890
Neidig, Milo ___ 1910
Nelson, Anthony ___ 2016,17,18
Nelson, Bruce ___ 1999,2000,01,02
Nelson, Donald ___ 1934,35,36
Nelson, Doug ___ 1972
Nelson, Emerson ___ 1925,26,27
Nelson, Irving ___ 1928,29
Nelson, Jeff ___ 1990,91,92
Nelson, Jerry ___ 1969,70,72
Nelson, Mark ___ 1971
Nelson, Matt ___ 2015,16,17,18
Nelson, Elmo ___ 1930,31
Nemmers, Brett ___ 1994
Neubauer, Matt ___ 2003

-P-

Pace, Mario	1976,77,78,79
Padilla, Alex	2020
Page, Bernard	1932,33,34
Pagel, Derek	1999,2000,01,02
Palladino, Sam	1976,77,78,79
Pallissard, Turner	2020
Palmer, Bart	1999
Palmer, Chris	1992,93
Palmer, George	1952
Palmer, John	1987,88,89
Pape, Oran	1928,29
Paquette, Peter	1966,67
Parker, Guerdon	1919,20,21
Parker, Jonathan	2015
Parker, William	1940,41,42
Parkin, Leland	1922,23,24
Parleman, Stanford	1973
Parsons, Charles	1912,13,14
Parsons, Lawrence	1932
Paschal, Marcus	2003,04,05,06
Patterson, Cornelius	1966,67
Patyk, John	1977
Paulsen, Joseph	1948,49,50
Paulsen, Landan	2018,19
Paulsen, Levi	2016,17,18,19
Paulson, Steve	1972
Payne, O. J.	2002
Pedersen, Jim	1969
Pekar, Jim	1980,81
Peiffer, Warren	1972,73,75
Pekar, Peter	2016,17
Pellegrino, Orlando	1956
Pence, Lawrence	1898
Penaluna, Robert	1941,42
Penney, Rick	1972,73,75
Penney, Steve	1969,70,71
Pennigroth, Walter	1911,13
Perkins, William	1960,61,62
Perrin, Delbert	1940,50
Perrine, James	1908
Perry, Dayton	1960,61,62
Perry, Travis	2012,13,14,15
Person, George	1978
Person, Nate	1979,80
Petersen, Ronald	1949,50,51
Petersen, Ross	2007,10
Peterson, Frank	1917
Peterson, Hap	1982,83,84,85
Peterson, Tariq	1997,98,99
Petras, Spencer	2020
Petzelka, Matt	1977,78,79,80
Pettit, Kenneth	1938,39,40
Phillips, Cy	2005
Phillips, Eddie	1980,81,82,83
Phillips, Mark	1974,75
Phillips, Michael	1967,68
Phillips, Robert A.	1951,52,53
Phillips, Robert	1946,47,48
Pickens, Derrick	2000,01
Pierce, Charles	1956,57
Pierce, Frank	1889,90,91
Pignatelli, Carl	1927,29
Pipkins, James	1987,88
Piro, Doug	1976
Plate, Scott	1990,91,92,93
Plewa, Macon	2013,14,15
Ploen, Ken	1954,55,56
Plumb, Jack	2019,20
Podolak, Charles	1970,71
Podolak, Ed	1966,67,68
Poholsky, Tom	1986,87,88,89
Polite, Eddie	1984
Pollio, Henry	2000
Polly, Ed	1988,89,90,91
Poluga, Cheter	1938
Porter, Bo	1992,93,94
Porter, David	2000,01,02
Pospisil, Scott	1999
Postler, Austin	2008
Postler, Paul	1978,79,80,81
Pottebaum, Monte	2019,20
Powell, Damond	2013,14
Powell, William	1968
Powers, Howard	1895
Powers, Milton	1889,90
Poynton, Jim	1987,88,89
Prasse, Erwin	1937,38,39
Prater, Shaun	2008,09,10,11
Prescott, Robert	1956,57,58
Price, Derek	1994,95
Price, Ken	1968,70
Pritchard, Irving	1893
Pryor, Richard	1984,85,86
Pryor, Shalor	1997
Pryor, Terrance	2011
Pugh, Jevon	2007
Puk, J. J.	1986,87
Pudder, Emery	1960,61
Purdy, Matt	1992,93,94,95
Pyles, Arthur	1917,19

-Q-

Quartaro, Nick	1974,75,76
Quast, Brad	1986,87,88,89
Quest, Matt	1992,93

-R-

Radloff, Fred	1932,33,34
Ragaini, Nico	2019,20
Raih, David	2002
Raitt, Travis	1998
Randolph, Alvin	1964,65
Rastetter, Colten	2017,18,19
Rath, Gordon	1920
Rathjen, Wil	2014
Rathke, Scott	2001
Reardon, Bill	1993,94,95,96
Reardon, Jerry	1970,71,72
Reardon, Kerry	1968,69,70
Recher, David	1962,63,64
Recinos, Miguel	2016,17,18
Redman, Matt	1997
Reed, Ronald	1916,17,18
Reedquist, Lawrence	1928,29
Rees, Bob	1990,91,92
Reichardt, Doug	1974,75
Reichardt, Bill	1949,50,51

Riechow, Gare	1953,54,55
Reichow, William	1954,55
Reid, Brad	1977,78,79
Reiff, Brady	2017,18,19
Reiff, Riley	2009,10,11
Reilly, Jim	1985,86,87,88
Reilly, Mike	1961,62,63
Reinhardt, Franklin	1965
Reiners, Randy	1997,98,99
Reischl, Matt	1995,96,97,98
Reisen, Jacob	2012
Reisner, Allen	2007,08,09,10
Reister, Harold	1951,52
Render, Keegan	2015,16,17,18
Renn, Tom	1976,77,79
Repass, Maurice	1910
Restelli, William	1964,65
Revak, Tom	2003
Reynolds, Robert	1947
Reynolds, Ross	2016,17,18
Ricciardulli, Tony	1980
Rice, George	1951,52,53
Rice, Harry	1925,26
Rich, Fred	1974
Richards, Joe	1933,34
Richardson, Burt	1991
Richardson, Dace	2005,06,09
Rickards, Robbertto	1999,2000
Riddle, Fred	1962,63
Ridley, Sean	1987
Rigg, George	1892
Rigney, Frank	1955,56,57
Rigrtrup, Keith	1997
Riley, Donald	1949,50,51
Riley, Tom	1980
Rinderknecht, Reed	1991
Ringer, William	1960
Ritchie, Joe	1971
Roberson, Ernie	1971,72,73
Roberts, Fred	1927,28,29
Roberts, Jay	1962,63
Roberts, Jermire	2002,03
Roberts, Terry	2019,20
Robertson, Cornelius	1983
Robinson, Adam	2009,10
Robinson, Damien	1993,94,95,96
Robinson, Derreck	2001,02,03,04
Robinson, Leonard	1893
Robshaw, James	1962
Roby, Reggie	1979,80,81,82
Rockwood, Merle	1904,05,06
Rodawig, Don	1925
Rodgers, Matt	1988,89,90,91
Roehlk, Jon	1980,81,82,83
Rogers, Alexander	1930,31
Rogers, Alfred	1893
Rogers, Brad	2010,11,12
Rogers, Felton	1960,61
Rogers, Lonnie	1961,62,63
Rogers, Matt	1998
Rogge, George	1929,30
Roland, Charles	1965,66
Rollins, Brian	1971,72,73
Rollins, Vernon	1995,96,97,99

Romano, Todd	1992,93,94,95
Romey, Richard	1923,24,25
Rook, Robert	1933
Roos, Nate	2005
Rose, Bill	1970
Rose, Derek	1996,97,98
Rose, Kenneth	1944
Ross, Bill	1978
Ross, Brady	2016,17,18,19
Ross, Thomas	1966
Roth, Matt	2001,02,03,04
Rothwell, Eric	2003
Roussell, Mark	1992,93,94
Rowell, Chris	2008,09
Ruck, Fred	1949,50,51
Rudock, Jake	2013,14
Rudolph, John	1987
Rugamba, Manny	2016,17
Ruhland, Matt	1988,89,90
Rusk, Tom	1975,76,77,78
Runta, Jerry	1977
Russell, Fred	2001,02,03
Russo, Robert	1960
Ryan, Karlin	1963,64,65
Ryan, Ron	1988,90
Ryther, Bryan	2006

-S-

Sabers, Michael	2007,08
Saidat, Ed	1998,99
Salter, Bob	1973,74,75
Sambo, Mike	1974,77
Sampson, Martin	1889,90
Samuelson, Loe	1931,32
Sandeman, Colin	2007,08,09,10
Sanders, Bob	2000,01,02,03
Sanford, Allen	1889,90,91,92
Sangster, James	1950,51
Sangster, William	1943
Sansen, Oliver	1929,30,31
Santos, Moses	1988,89,90,91
Sapp, Benny	2000,01
Sargent, Mekhi	2018,19,20
Sash, Tyler	2008,09,10
Saunders, Eddie	1972
Saunders, Mike	1988,89,90,91
Sawin, John	1958,59
Sawyer, Emmett	1952
Sawyer, Prince	1892,93,94
Scanlon, George	1918
Scantlebury, Wilbur	1923,24
Schaefer, Alan	1970,71
Schammel, Francis	1932,33
Scheel, Jay	2016
Schenk, Albert	1966,68
Scherff, Brandon	2011,12,13,14
Schick, Dave	1975
Schilling, Scott	1978,79,80
Schirmer, John	1923,24,25
Schleusner, Vincent	1927,28
Schlicher, Kyle	2004,05,06
Schlickman, Greg	1978
Schmidt, Christian	1932
Schmidt, Marvin	1926,27

Schmidt, Rick _____ 1984,85,86
 Schmidt, Ryan _____ 2019
 Schmitt, Bob _____ 1987,88
 Schneidman, Herman _____ 1932,34
 Schnoor, Marcus _____ 2002,03,05
 Schooley, Philip _____ 1965
 Schoonover, Bill _____ 1970,71
 Schott, Kyler _____ 2019,20
 Schuette, Alan _____ 1969
 Schulte, Austin _____ 2019,20
 Schulte, Bryce _____ 2020
 Schultz, Bill _____ 1973,74,75,76
 Schultz, Dan _____ 1976
 Schulze, Andrew _____ 2007,08,09,10
 Schuster, Joe _____ 1983,84,86,87
 Schweizer, Edsel _____ 1942
 Schwin, Frederick _____ 1903,04,05
 Schwind, Mike _____ 1992
 Scott, Doug _____ 1991
 Scott, Homer _____ 1916,18
 Scott, William _____ 1958
 Sears, Rod _____ 1976,77
 Secl, William _____ 1933,34,35
 Seidel, Aaron _____ 1907,08
 Seidel, Earl _____ 1905
 Sennott, Tim _____ 1983,84,85
 Senters, Travis _____ 1997,98,99
 Serama, Ted _____ 1995,96
 Sessi, Geno _____ 1957
 Sether, Scott _____ 1992,93
 Sgro, Dominick _____ 1957
 Shada, Adam _____ 2004,05,06,07
 Shakoor, Damani _____ 1994,95
 Shambaugh, George _____ 1892
 Shannon, Noah _____ 2019,20
 Shaw, Cedric _____ 1976,77,78,79
 Shaw, Sedrick _____ 1993,94,95,96
 Shay, Zach _____ 1998
 Sheehan, Dan _____ 1943,45
 Sheeler, Ernie _____ 1975,76,77
 Sheets, Wallace _____ 1956
 Sheldon, Thad _____ 1998,99
 Shelton, Adolphus _____ 2002,05
 Sherlock, Kevin _____ 2005
 Sherman, Matt _____ 1994,95,96,97
 Sherman, Robert _____ 1962,63
 Shipanick, Donald _____ 1958,59
 Shoaf, James _____ 1946,47,48
 Shoener, Harold _____ 1946,47
 Shoener, Herbert _____ 1946,47
 Shrader, ? _____ 1898
 Shuck, Terry _____ 1954,55
 Shudak, Caleb _____ 2019,20
 Shumpert, Don _____ 2010,12,13
 Shuttleworth, V. Craven _____
 _____ 1920,21,22
 Sibert, Mike _____ 1992
 Siberts, Frank _____ 1900,01,02
 Sibery, Donald _____ 1967,69
 Signor, Austin _____ 2006,07
 Simmons, Don _____ 1935,36
 Simmons, Eric _____ 2014,15
 Simmons, Marques _____ 2004,05
 Simmons, Ozzie _____ 1934,35,36

Simms, Dave _____ 1970,71,72
 Simons, Oberrn _____ 1945
 Simonsen, Todd _____ 1978,79,80,81
 Simpson, Gary _____ 1963,64,65
 Sims, Bob _____ 1971,72
 Sims, Damian _____ 2004,05,06,07
 Sims, Ken _____ 1983,84,85,86
 Sindlinger, Mark _____ 1983,84,85,86
 Sistrunk, Dwight _____ 1986,87
 Six, Norman _____ 1954,55
 Skelley, Ike _____ 1926
 Skillett, Jeff _____ 1988,89,90,91
 Skogman, Kyle _____ 1970,72,73
 Skradis, Bryan _____ 1977,78,79,81
 Slater, Duke _____ 1918,19,20,21
 Slattery, Joe _____ 1998,99
 Sleep-Dalton, Michael _____ 2019
 Sleeper, Colin _____ 2011,12
 Slowik, Eric _____ 1991
 Slutzker, Scott _____ 1992,93,94,95
 Smeltzer, Charles _____ 1890
 Smiley, Keaton _____ 1985,86,88
 Smith, Arthur _____ 1889,90
 Smith, Bob _____ 1946,47
 Smith, Brandon _____ 2018,19,20
 Smith, Cameron _____ 2000
 Smith, Chris _____ 2000,01,02,03
 Smith, Don _____ 1926,27
 Smith, Earl _____ 1953,54,55
 Smith, Frederick _____ 1937,38
 Smith, Gavin _____ 2013
 Smith, Jerminic _____ 2015,16
 Smith, John _____ 1976
 Smith, John James _____ 1946
 Smith, Leroy _____ 1989,90,91
 Smith, Narty _____ 1973
 Smith, Nelson _____ 1944,45
 Smith, Paul _____ 1925,26
 Smith, P. B. _____ 1901
 Smith, Robert _____ 1983,84,85,86
 Smith, Sean _____ 1988,90
 Smith, Tevaun _____ 2012,13,14,15
 Smith, Tom _____ 1969
 Smith, William _____ 1965,66,67
 Smith, Willie Ray _____ 1962
 Smith-Marsette, Ihmir _____
 _____ 2017,18,19,20
 Snider, Herman _____ 1938,39,40
 Snook, Gary _____ 1963,64,65
 Snyder, Brandon _____ 2015,16
 Snyder, Robert _____ 1944,47,48
 Sobieski, Ben _____ 1997,98, 2001,02
 Sodergren, Chuck _____ 1976,77
 Soliday, Jason _____ 1990
 Solomon, Clinton _____ 2002,04,05
 Solomon, Richard _____ 1969,70,71
 Somodi, Richard _____ 1965,66
 Sorensen, Robert _____ 1964
 Spaan, James _____ 1958
 Spading, Kyle _____ 2009
 Spanjers, Peter _____ 1950,51,52
 Speaker, John _____ 1974
 Spearman, Reggie _____ 2013,14
 Spears, Melvin _____ 2015

Spievey, Amari _____ 2008,09
 Spiewak, Austin _____ 2020
 Spitzig, Kevin _____ 1980,81,83,84
 Spranger, Mark _____ 1984,85,86
 Spurbeck, Wayne _____ 1945
 Staak, John _____ 1941,42
 Staggs, Steven _____ 2011,12
 Stanley, Nate _____ 2017,18,19
 Stanton, James _____ 1895,96
 Stanzi, Ricky _____ 2008,09,10
 Station, Larry _____ 1982,83,84,85
 Stauss, William _____ 1940,41,42
 Stearnes, Robert _____ 1951,52,53,54
 Stech, Roger _____ 1974,75,77
 Steen, Grant _____ 2000,01,02,03
 Steinbach, Eric _____ 1999,2000,01,02
 Steinbrecher, Kyle _____ 2011
 Steinke, Dan _____ 1974
 Stemlar, Tom _____ 1981
 Stepanek, Richard _____ 1967,68,69
 Stephens, Roger _____ 1943
 Stevenson, Mike _____ 1978
 Stewart, Tony _____ 1987,88,89,90
 Stewart, Walter _____ 1907,08,09
 Stiles, Frank _____ 1891,92
 Stockdale, Matt _____ 1998,99,2000,01
 Stoik, Tony _____ 1969
 Stoltenberg, Walter _____ 1904
 Stone, Andrew _____ 2015
 Stone, Geno _____ 2017,18,19
 Stoops, Bobby _____ 1979,80,81,82
 Stoops, Mark _____ 1987,88,89
 Stoops, Mike _____ 1981,83,84
 Streff, Jack _____ 1904,05,06
 Strobel, Dave _____ 1981,82,84
 Stross, Trey _____ 2006,07,08,09
 Stutsman, Isaac _____ 1907,08
 Stutsman, John _____ 1931,32
 Subbert, Jackson _____ 2018,19
 Suchy, Donald _____ 1954,55,56
 Suchomel, Todd _____ 1980
 Suess, Phil _____ 1978,79,80
 Sullivan, Eddie _____ 1982
 Sullivan, Robert _____ 1946
 Sullivan, Tim _____ 1967,68,70
 Sunderman, Frank _____ 1971,72
 Swain, Gary _____ 1965
 Swaney, Harold _____ 1931,33
 Swanson, Jack _____ 2009,10,11,12
 Swartzendruber, Donald _____ 1950,51
 Swedberg, Rodger _____ 1953,54,55
 Swenson, Roger _____ 1968
 Swift, Jim _____ 1976,77,78,79
 Sykes, Joseph _____ 1918,20
 Synhorst, John _____ 1918
 Szykowny, Matthew _____ 1960,61,62

-T-

Tarpinian, Jeff _____ 2007,08,09,10
 Tate, Drew _____ 2003,04,05,06
 Taylor, Miles _____ 2014,15,16,17
 Taylor, Tory _____ 2020
 Taylor, Tyrone _____ 1986
 Tedore, John _____ 1946,47,48
 Terlouw, Kyle _____ 2015
 Terrell, Charles _____ 1903
 Terrell, Henry _____ 1943
 Terry, Ryan _____ 1992,93,94
 Teyro, George _____ 1932,33,34
 Theer, Richard _____ 1956,57
 Thein, Rob _____ 1996,97,98,99
 Thiele, Richard _____ 1966
 Thigpen, Eric _____ 1995,96,97,98
 Thomas, Brice _____ 1928,29
 Thomas, Charles _____ 1895,96
 Thomas, Floyd _____ 1910
 Thomas, John _____ 1977
 Thomas, Sidney _____ 1972,73,74
 Thomas, Steve _____ 1986,87
 Thompson, Arthur _____ 1906
 Thompson, Dale _____ 1943
 Thompson, George _____ 1920,21,22
 Thompson, Rich _____ 1976
 Thorson, Sherwyn _____ 1959,60,61
 Thurtle, Philp _____ 1931
 Tillison, Lance _____ 2007,08,10
 Timm, Mike _____ 2020
 Tippett, Andre _____ 1979,80,81
 Tittley, Michael _____ 1989,90
 Tobin, Matt _____ 2011,12
 Tofson, Duane _____ 1955
 Tollefson, Charles _____ 1938,39,40
 Tomasetti, Barry _____ 1975,76,77
 Tompkins, Nelson _____ 1930,31
 Tompras, George _____ 1965
 Towle, ? _____ 1897
 Townner, John _____ 1949,50,51
 Townsend, James _____ 2004
 Townsend, Orville _____ 1965
 Tracy, Jr., Tyrone _____ 2019,20
 Trappe, Christoph _____ 2000
 Traynor, John _____ 2003
 Traynor, Pete _____ 2000,01,02
 Treadway, Olen _____ 1957,58,59
 Trickey, Ben _____ 1941,42
 Trickey, James _____ 1910,11,12
 Trickey, Kenneth _____ 1931
 Trinca-Pasat, Louis _____ 2012,13,14
 Triplett, Dave _____ 1970,71
 Triplett, Orle _____ 1916
 Trippeer, Kyle _____ 1998,2000
 Tucker, Donald _____ 1960
 Tunnell, Emlen _____ 1946,47
 Tupper, William _____ 1905
 Turici, Richard _____ 1961,62
 Turner, Austin _____ 1949,50,51
 Turner, Dave _____ 1988,90,91
 Turner, Josh _____ 2018
 Turner, Milton _____ 1978
 Turner, Stephen _____ 1958
 Tyrrell, William _____ 1893
 Tyson, Demetrius _____ 1976



-U-

Ucman, Joseph _____ 1964
 Uhlenhake, Clay _ 1979,80,81,82
 Uknes, Charles _____ 1942
 Urban, Albert _____ 1942
 Urchek, Mark _____ 1972
 Ure, Samuel _____ 1892
 Uselman, Joe _____ 2000,01
 Usinowicz, Paul _____ 1965,66,67

-V-

Vacanti, Sam _____ 1942
 Van Briesen, B. J. _____ 1999
 Van Buren, William _ 1955,60,61
 Vande Walle, Curtis _____ 1965
 VandeBerg, Matt _ 2013,14,15,17
 Vandenberg, James _____
 _____ 2009,10,11,12
 Vanderveelde, Julian _____
 _____ 2007,08,09,10
 Vang, Scott _____ 1990
 Van Meter, Harold _____ 1912
 VanOosterhout, Peter __ 1892,93
 Van Sloten, Brett _ 2010,11,12, 13
 VanValkenburg, Zach __ 2019,20
 Vazquez, Steve _ 1975,76,77,78
 Veit, Eugene _____ 1956,57
 Vejvoda, Nate _____ 2016,19
 Velicer, Ted _____ 1989,90,91,92
 Verba, Ross _____ 1993,94,95,96
 Vincent, Eddie _____ 1953,54,55
 Vlastic, Mark _____ 1984,85,86
 Vollenweider, Henry ____ 1939,41
 Voltmer, Carl _____ 1926
 VonLackum, Herman __ 1911,12
 VonLackum, John _____ 1917
 Vrieze, Jon _____ 1983,84,85,86

-W-

Wade, Barrington ____ 2018,19,20
 Wadley, Akrum _____ 2015,16,17
 Waggoner, John _____ 2019,20
 Wagler, Scott _____ 1935,36
 Wagnen, Dave _____ 1973,74,75
 Wagner, Steve _____ 1976,77,78
 Wahls, Jason _____ 1995
 Walding, Lynn _____ 1975,76
 Walker, Cornelius ____ 1934,35,36
 Walker, David _____ 2003,05
 Walker, James _____ 1939,40,41
 Walker, James C. ____ 1895,96,97
 Walker, James H. _____ 1902
 Walker, Marion _____ 1956
 Walker, Steve _____ 1973,74
 Wallace, Robert _____ 1962
 Wallace, Tom _____ 1968
 Walsh, Jordan ____ 2012,13,14,15
 Walters, Rod ____ 1972,73,74,75
 Wanket, Tony _____ 1983,84
 Ward, Brian _____ 1978
 Ward, Kevin _____ 2015,16,17
 Ward, Ryan _____ 2014,15,16
 Ward, Tom _____ 1987,88
 Warner, Joseph ____ 1898,99,1900

Warrington, John _____ 1930
 Waschek, Jim _____ 1971,72,73
 Washburn, Roy _____ 1905,06
 Washington, Lester __ 1972,73,74
 Washington, Nate __ 1973,75,76
 Watkins, David _____ 1960,61
 Watkins, Travis _____ 1987,88,89
 Watters, Bert _____ 1899,1900,03
 Waugh, Harry _____ 1943
 Webb, Brad _____ 1978,79,80,81
 Webb, Chris _____ 1993,94
 Webb, Cloyd _____ 1961,62,63
 Webb, Ivory _____ 1980,81
 Webb, Scott _____ 2000,01,02
 Webber, Harold _____ 1934
 Weeks, Seth _____ 1910
 Wegher, Brandon _____ 2009
 Wehrle, Roger _____ 1963
 Weiland, Frank _____ 1901
 Weires, Bill _____ 1985
 Weisman, Mark _____ 2012,13,14
 Weiss, Leven _____ 1976,77,78,79
 Welch, Kristian __ 2016,17,18,19
 Weller, Wendell _____ 1945
 Welk, Steve _____ 1973
 Wellington, Rod _____ 1973,74,75
 Wells, Mike _____ 1990,91,92,93
 Welsh, Sean _____ 2014,15,16,17
 Welt, Anthony _____ 1964
 Wendling, Mike _____ 1971,72
 Werner, Jon _____ 1991
 Wessels, Ladd _____ 1989
 Wester, Herb _____ 1984,85,86,87
 Westhoff, Jeff _____ 1995
 Weston, Lee _____ 1965
 Westra, Peter _____ 1927,28,29
 Wheatley, Austin ____ 1997,98,99
 Whipka, Joe _____ 1970
 Whisler, Bill _____ 1959,60,61
 Whitaker, Matt _____ 1990,91,92
 White, Edward H. _____ 1904
 White, Edward S. _____ 1893
 White, Ike _____ 1971,72,73
 White, J. D. _____ 1989
 White, Jason _____ 2009,10,11
 White, Roy _____ 1904,05,07
 Wieggers, Tyler _____ 2015,17
 Wiegmann, Casey ____ 1993,94,95
 Wiegmann, Roger ____ 1953,54,55
 Wienke, John _____ 2011,12
 Wiese, Marlin _____ 1964
 Wieting, Nate ____ 2016,17,18,19
 Wildeman, Parker ____ 1993,1994
 Wilder, Clifford _____ 1963
 Wilkes, Troy _____ 1989
 Wilkins, Glen _____ 1903
 Willcox, Alex _____ 2004,05,07
 Willer, James _____ 1930
 Willet, James _____ 1956
 Willey, Dan _____ 1977,78,79
 Williams, Chester _____ 1960
 Williams, Dan _____ 2001
 Williams, Dwayne _____ 1979,80
 Williams, Fred _____ 1898
 Williams, Hermon _____ 1894

Williams, Jerry _____ 1961
 Williams, Joel _____ 1960,61
 Williams, John _____ 1966
 Williams, Lranzie _____ 1951
 Williams, Louis _____ 1962,63,64
 Williams, Reggie _____ 1994,95
 Williams, Richie _____ 2005
 Williams, Samuel _____
 _____ 1898,99,1900,01
 Williams, Tony _____ 1965,66,67
 Williams, Virgil _____ 1959
 Willis, Joe _____ 1976,77
 Willis, Ernest _____ 1914
 Willock, Richard ____ 1995,96,97
 Wilson, Marcus _____ 2006
 Wilson, Max _____ 1913,14,15
 Wilson, Paul _____ 2005
 Wilson, Robert _____ 1949,50,51
 Wilson, Steve _____ 1966,67,68
 Wilson, Vincent _____ 1999
 Windauer, Bill _____ 1969,70,72
 Winslow, Donald _ 1944,47,48,49
 Winton, James _____ 1960,62
 Winston, Nate _____ 1974,75,76
 Wirfs, Tristan _____ 2017,18,19
 Wirth, Dan _____ 1984,85,86,87
 Wischmeier, Robert _____ 1944
 Wise, Brian _____ 1988,89,90,91
 Wisnieski, Jon _____ 2017
 Wojan, Steve _____ 1974,76,77
 Woodard, Ralph _ 1945,47,48,49
 Woodard, Richard 1944,46,47,48
 Woodhouse, Donald A. 1949,50
 Woodhouse, Donald E. ____ 1949
 Woodland, Tom _____ 1978
 Woods, LeVar ____ 1998,99,2000
 Woolston, Frank _____ 1891,92
 Worthy, Kevin ____ 2000,01,02,03
 Wozniak, Ben _____ 1978,79
 Wright, Anthony _ 1986,87,88,89
 Wright, Ben _____ 1964
 Wright, Benson _____ 1891
 Wright, Charles _____ 1897
 Wyatt, Bernie _____ 1959,60,61
 Wyland, Guido _____ 1916

-Y-

Yacullo, Mike _____ 1981,82
 Yamini, Bashir _____ 1998,99
 Yanda, Marshal _____ 2005,06
 Yauck, Robert _____ 1960,61
 Yegge, John Paul _____ 1926,27
 Yelton, Bob _____ 1942
 Yocom, Brandt _____ 1972,74,75
 Yoder, Scott _____ 1997
 Youel, James _____ 1940,41,42
 Young, Albert _____ 2005,06,07
 Young, Devonte _ 2016,17,18,19
 Young, Earl _____ 1926,27
 Young, Harry _____ 1971
 Young, Toren _____ 2017,18,19

-Z-

Zaehringer, Paul _____ 1943
 Zaun, Drew _____ 2014
 Zdzienicki, Chris _____ 1997
 Zender, Robert _____ 1947
 Zinn, Donald _____ 1960
 Ziolkowski, Robert ____ 1963,64
 Zollman, Philip _____ 1892
 Zusevics, Markus ____ 2009,10,11



Kinnick Stadium, home for the Iowa football team, served its 91st season of hosting Hawkeye football games in 2020. Currently the 28th largest college owned stadium in the nation (69,250), Kinnick Stadium ranks as one of college football's finest facilities and is routinely filled on Saturdays each fall.

The \$89 million Kinnick Edge project, which was completed prior to the 2019 season, provided enhancements to the north end zone of Kinnick Stadium. The latest upgrade included over 1,600 indoor and outdoor club seats as part of an entirely new north end zone.

The Kinnick Edge project included new restrooms, concourse areas, upgraded concession locations and food options, and new videoboards in the north end zone. A new playing surface was also installed prior to the 2019 season.

A two-year, \$90 million restoration and renovation project for the stadium was completed prior to the start of the 2006 season. The project, which was the largest such undertaking ever for Iowa athletics, included an entirely new south end zone and a new press and hospitality facility. The south end zone project, which included new locker rooms, training room and media facilities for the Hawkeye football team on game days, was completed prior to the 2005 season.

The Paul J. Brechler Press Box, a completely new four-level press and hospitality facility, opened prior to the 2006 season. The facility extends the full length of the west side of the stadium. It includes 47 private viewing suites and over 1,000 club seats.

The south end zone renovation also provided a new entry plaza (Krause Family Plaza) to the south entrance, wider seats throughout most of the stadium, new and upgraded restroom facilities and concession areas, and an upgraded sound system.

Iowa draws sellout crowds for a majority of all home games, including 74 of the last 113 games over the last 18 seasons (not including 2020 due to pandemic). Iowa had a sellout streak of 36 straight games snapped in its 2008 home finale.

Iowa ranked 20th in home attendance in 2019 with its average of 65,557, and annually ranks among the top 25 schools in the nation in home attendance. Big Ten Conference football games in 2019 drew over 6.3 million fans, surpassing six million fans for the seventh straight year and eighth time in nine years. The Big Ten annually ranks first or second nationally in home attendance. General public were not allowed to attend Big Ten games in 2020.

Construction on the original 53,000-seat stadium was completed Oct. 5, 1929, at a cost of \$497,151.42. Original construction took six months, but the stadium has undergone several facelifts since. Seats were added to the south end zone in 1956, raising the capacity to 60,000. The north end zone was enclosed and capacity increased to 66,000 prior to the 1983 season. With three expansion projects completed since that time, the seating capacity at Kinnick Stadium reached 70,585. Kinnick Stadium has 20 miles of bleacher seats and is 79 rows high on each side. The seating upgrades that were part of the Kinnick Edge project reduced the current capacity to 69,250.

Beside the expansions, an artificial surface was installed in 1972. That carpet was replaced in 1981. Prior to the 1989 season a natural grass playing field, Prescription Athletic Turf, was installed. The playing surface was replaced with new sod prior to 1997 and 2005.

The playing surface was replaced prior to the 2009 season, this time with state-of-the-art Field Turf, and replaced again prior to the 2017 and 2019 seasons. Permanent practice lights were installed prior to the 2012 season and upgraded to provide broadcast-quality lighting prior to the 2015 season.

The playing surface in Kinnick Stadium in 2017 featured an Iowa logo for the first time since the conclusion of the 1980 football season, as the Tigerhawk was installed at midfield. The stadium playing surface was without a University logo since a block "I" adorned the center of the field from 1972 through 1980. Artificial turf was first installed prior to the 1972 season and the block "I" appeared at midfield until a new surface was installed prior to the 1981 season, without a logo at midfield.

The original five floor press box was constructed in 1958 at a cost of \$490,628.62 and was located between the 25 yard lines on the west side of the stadium. Between 1995 and 1999, the Kinnick Stadium press box underwent a \$3 million improvement and renovation project, which included the addition of 18 private viewing suites and the remodeling of all five levels. The original press box was demolished in December, 2005.

Spectators attending home games of the Iowa Hawkeyes enjoy all the benefits of watching a game on television, thanks to the installation of all new and expanded video boards and scoreboards prior to the 2013 season. The \$9 million upgrade included large scale, HD video display units, which offer spectators live game action, instant replays and other features. In addition to the expanded main board in the south end zone, two additional video boards and a video ribbon were added to the south end zone. Upgraded scoreboards were put in place prior to the 2019 season, with a large jumbotron on the north end matching the south end.

Kinnick Stadium has a rich history, beginning with a 46-0 Hawkeye win over Monmouth in the facility's first game. The Hawkeyes tied Illinois 7-7 in the dedication game Oct. 19, 1929.

In 1972, the name was changed from Iowa Stadium to Kinnick Stadium in honor of Iowa's 1939 Heisman Trophy winner, Nile Kinnick. His No. 24 jersey was retired by the school due to his success as a scholar-athlete at the University.

Iowa's all time record in Kinnick Stadium is 298-188-15. Iowa's longest home winning streak of 22 games spanned the 2002 to 2005 seasons. The Hawkeyes have had 12 undefeated home seasons, including 2003, 2004 and 2015. Iowa posted a 6-1 home record in 2002, 2008, 2009, 2011 and 2019, and a 3-1 mark in the shortened 2020 season.

The school's all-time home total attendance record was set in 2006 (494,095 fans) and matched in both 2010 and 2011. The average per game record (70,585) was established in 2005 and matched in 2006, 2007, 2010 and 2011. Iowa's record season attendance mark for all games is 905,840 set in 1990, a 75,487 per game average.

KINNICK STADIUM YEAR-BY-YEAR ATTENDANCE

Year	Home Total	Home Avg.	Season Total	Season Avg.	Year	Home Total	Home Avg.	Season Total	Season Avg.
1929	n/a				1975	320,690	53,448	531,319	48,302
1930	n/a				1976	267,327	53,465	614,382	55,853
1931	n/a				1977	377,410	53,916	651,869	59,261
1932	n/a				1978	319,289	53,214	595,281	54,116
1933	n/a				1979	358,245	59,708	674,581	61,326
1934	84,000	28,000	195,500	24,438	1980	359,750	59,958	668,008	60,728
1935	116,000	23,200	193,000	24,125	1981	360,381	60,064	801,550	66,796
1936	64,000	16,000	186,200	23,275	1982	297,766	59,553	692,455	57,705
1937	n/a				1983	330,610	66,122	879,338	73,278
1938	64,000	16,000	152,000	19,000	1984	396,784	66,131	764,793	58,830
1939	129,500	32,375	234,500	29,313	1985	396,773	66,129	827,795	68,983
1940	106,700	26,675	262,730	32,837	1986	*472,041	67,434	852,604	71,050
1941	88,200	29,400	199,539	24,942	1987	338,500	67,700	769,187	59,168
1942	110,400	15,771	179,043	17,904	1988	406,200	67,700	773,190	59,476
1943	41,200	10,300	106,849	12,831	1989	406,200	67,700	680,171	61,834
1944	42,200	10,550	111,056	13,882	1990	414,349	69,058	*905,840	*75,487
1945	64,100	16,025	212,502	23,611	1991	420,424	70,071	772,358	64,363
1946	197,811	39,562	384,191	42,688	1992	420,234	70,039	797,025	66,419
1947	187,844	46,961	488,752	54,306	1993	403,842	67,307	746,480	62,207
1948	212,708	42,542	356,542	39,616	1994	409,516	68,253	691,637	62,876
1949	218,021	43,604	356,352	39,594	1995	410,226	68,371	804,265	67,022
1950	222,921	44,584	456,473	50,719	1996	416,425	69,404	741,004	61,750
1951	157,883	39,471	392,563	43,618	1997	405,788	67,631	824,701	68,725
1952	181,164	45,291	349,467	38,829	1998	409,981	68,330	644,541	58,595
1953	211,109	42,222	406,570	45,174	1999	380,786	63,464	711,744	64,704
1954	245,421	49,084	491,608	54,623	2000	366,737	61,123	688,495	57,375
1955	201,072	50,268	545,025	60,558	2001	387,987	64,665	687,476	57,290
1956	306,478	51,079	534,550	53,455	2002	452,498	64,643	872,788	67,138
1957	203,709	50,927	500,856	55,651	2003	460,584	65,798	896,753	68,891
1958	329,673	54,912	630,262	63,026	2004	422,382	70,397	896,171	74,681
1959	279,400	55,880	518,894	57,655	2005	423,510	*70,585	831,425	69,285
1960	264,100	52,820	506,590	56,288	2006	494,095	*70,585	846,690	65,130
1961	290,250	58,050	516,360	57,373	2007	423,510	*70,585	814,403	67,867
1962	281,216	56,212	478,828	53,203	2008	491,186	70,169	834,519	64,194
1963	230,200	57,550	463,096	57,887	2009	491,499	70,214	979,944	75,380
1964	266,391	53,278	483,697	53,744	2010	494,095	*70,585	859,122	66,086
1965	263,700	52,740	513,198	51,319	2011	494,095	*70,585	880,168	67,705
1966	278,628	46,438	498,688	49,869	2012	493,315	70,474	813,426	73,948
1967	241,993	48,399	506,550	50,655	2013	469,872	67,125	866,912	66,686
1968	294,126	49,021	473,811	47,381	2014	472,584	67,512	762,818	58,678
1969	301,287	50,218	504,083	50,408	2015	441,992	63,142	925,382	66,099
1970	248,643	49,728	490,438	49,043	2016	487,591	69,656	766,321	58,948
1971	233,150	46,630	569,876	51,807	2017	464,357	66,337	847,399	65,185
1972	220,833	44,166	537,504	48,864	2018	476,302	68,043	804,804	61,908
1973	217,846	43,569	616,884	56,080	2019	458,987	65,557	841,167	64,705
1974	291,600	48,600	571,185	51,926	2020	General public not allowed due to pandemic			

*indicates Iowa record

Largest Home Crowds
Following 1990 expansion

Attend.	Opponent	Date
70,585	Michigan	11/12/16
70,585	Wisconsin	10/22/16
70,585	North Dakota State	9/17/16
70,585	Iowa State	9/10/16
70,585	Minnesota	11/14/15
70,585	Iowa State	9/13/14
70,585	Michigan State	11/12/11
70,585	Michigan	11/5/11
70,585	Indiana	10/22/11
70,585	Northwestern	10/15/11
70,585	Louisiana-Monroe	9/24/11
70,585	Pittsburgh	9/17/11
70,585	Tennessee Tech	9/8/11
70,585	Ohio State	11/20/10
70,585	Michigan State	10/30/10
70,585	Wisconsin	10/23/10
70,585	Penn State	10/2/10
70,585	Ball State	9/25/10
70,585	Iowa State	9/11/10
70,585	Eastern Illinois	9/04/10
70,585	Minnesota	11/21/09
70,585	Northwestern	11/7/09
70,585	Indiana	10/31/09
70,585	Michigan	10/10/09
70,585	Arizona	9/19/09
70,585	Penn State	11/8/08
70,585	Wisconsin	10/18/08
70,585	Northwestern	9/27/08
70,585	Iowa State	9/13/08
70,585	FL International	9/6/08
70,585	Maine	8/30/08
70,585	Western Michigan	11/17/07
70,585	Minnesota	11/10/07
70,585	Michigan State	10/27/07
70,585	Illinois	10/13/07
70,585	Indiana	9/29/07
70,585	Syracuse	9/8/07
70,585	Wisconsin	11/11/06
70,585	Northwestern	11/4/06
70,585	Northern Illinois	10/28/06
70,585	Purdue	10/7/06
70,585	Ohio State	9/30/06
70,585	Iowa State	9/16/06
70,585	Montana	9/2/06
70,585	Minnesota	11/19/05
70,585	Michigan	10/22/05
70,585	Indiana	10/15/05
70,585	Illinois	10/1/05
70,585	Northern Iowa	9/17/05
70,585	Ball State	9/3/05
70,397	Wisconsin	11/20/04
70,397	Purdue	11/6/04
70,397	Ohio State	10/16/04
70,397	Michigan State	10/2/04
70,397	Iowa State	9/11/04
70,397	Kent State	9/4/04
70,397	Minnesota	11/15/03
70,397	Illinois	11/1/03
70,397	Penn State	10/25/03

Attend.	Opponent	Date
70,397	Michigan	10/4/03
70,397	Arizona State	9/20/03
70,397	Wisconsin	11/2/02
70,397	Iowa State	9/14/02
70,397	Michigan	10/27/01
70,397	Iowa State	9/16/00
70,397	Nebraska	9/4/99
70,397	Wisconsin	10/24/98
70,397	Northwestern	10/10/98
70,397	Michigan	10/3/98
70,397	Iowa State	9/12/98
70,397	Purdue	11/1/97
70,397	Illinois	9/29/97
70,397	Northwestern	11/9/96
70,397	Ohio State	10/26/96
70,397	Michigan State	10/5/96
70,397	Iowa State	9/14/96
70,397	Illinois	11/4/95
70,397	Penn State	10/21/95
70,397	Northern Iowa	9/9/95
70,397	Michigan	10/1/94
70,397	Iowa State	9/10/94
70,397	Illinois	10/16/93
70,397	Penn State	9/18/93
70,397	Ohio State	10/31/92
70,397	Purdue	10/24/92
70,397	Wisconsin	10/10/92
70,397	Iowa State	9/12/92
70,397	Miami (FL)	9/5/92
70,389	Iowa State	9/22/90

Largest Home Crowds
Prior to 1990 expansion

Attend.	Opponent	Date
67,700	Minnesota	11/25/89
67,700	Illinois	11/4/89
67,700	Michigan	10/21/89
67,700	Michigan State	10/7/89
67,700	Tulsa	9/30/89
67,700	Oregon	9/16/89
67,700	Ohio State	11/12/88
67,700	Northwestern	11/5/88
67,700	Michigan	10/15/88
67,700	Wisconsin	10/8/88
67,700	Iowa State	9/24/88
67,700	Colorado	9/17/88
67,700	Minnesota	11/21/87
67,700	Indiana	10/31/87
67,700	Purdue	10/24/87
67,700	Michigan State	10/3/87
67,700	Kansas State	9/26/87
67,700	Wisconsin	10/11/86
67,700	Iowa State	9/13/86

Largest Home Crowds
Prior to 1983 expansion

Attend.	Opponent	Date
60,160	Nebraska	9/12/81
60,150	Wisconsin	10/21/61
60,145	Iowa State	9/27/80
60,114	Purdue	11/7/81
60,103	Michigan State	11/21/81

Largest Road Crowds

Attend.	Opponent	Date
112,784	Michigan	10/16/10
111,519	Michigan	10/5/20
111,496	Michigan	10/26/02
111,428	Michigan	9/25/04
110,923	Michigan	10/21/06
109,316	Penn State	9/26/09
108,951	Penn State	10/6/07
108,247	Penn State	9/28/02
108,062	Penn State	10/23/04
106,505	Michigan	10/18/97
106,194	Penn State	11/05/16
106,192	Michigan	10/3/92
105,915	Michigan	10/17/81
105,897	Michigan	10/18/86
*105,611	Washington	1/1/82
105,517	Michigan	10/20/90
105,455	Ohio State	11/14/09
105,423	Michigan	10/2/93
105,406	Michigan	10/17/87
105,244	Penn State	10/27/18
105,225	Ohio State	9/24/05
105,044	Ohio State	10/18/03
104,617	Michigan	10/29/77
104,559	Michigan	10/22/83
103,497	Penn State	10/8/11
*103,292	UCLA	1/1/86
*101,273	Washington	1/1/91
*98,297	California	1/1/59
*97,126	Oregon State	1/1/57

**Rose Bowl*

The University of Iowa Department of Athletics established the "Kinnick Stadium Wall of Honor" prior to the 2013 season.

Ten Hawkeyes have their name and jersey number displayed on the lowest ribbon adjacent the letters of the Paul W. Brechler Press Box. The numbers coincide with the jersey number each player wore their senior season. The inaugural members of the Kinnick Stadium Wall of Honor included Aubrey Devine (1), Randy Duncan (25), Calvin Jones (62), Alex Karras (77), Nile Kinnick (24), Gordon Locke (1), Chuck Long (16), Duke Slater (15), and Larry Station (36).

Andre Tippett (99) is the latest honoree after being elected to the National Football Foundation College Football Hall of Fame in 2021.

To be considered for inclusion on the Kinnick Stadium Wall of Honor, former UI football players must be a member of the UI Varsity Club Hall of Fame, and meet one of the following three criteria: (1) Member of both the National Football Foundation College Football Hall of Fame and the Helms Athletic Foundation Hall of Fame*; (2) Member of one of the two above mentioned nationally recognized Halls of Fame, and a consensus All-American; (3) Two-time Consensus All-American

**The Helms Athletic Foundation is no longer active, rendering it invalid for future consideration.*

#1 – Aubrey Devine (1919-21)

Devine won the Big Ten Conference Medal for Excellence in athletics and academics, and was quarterback and captain of Iowa's 1921 Big Ten championship team. He led the Hawkeyes in rushing, passing, and scoring in 1919 and 1920. He drop-kicked a field goal to beat Notre Dame, 10-7, in 1921, as Iowa earned a share of its first mythical national championship. He was a three-time first-team All-Big Ten honoree and is a member of Iowa's alltime football team.

#25 – Randy Duncan (1956-58)

Duncan won Big Ten and Iowa MVP honors when he led the Hawkeyes to a Rose Bowl title in 1959. He finished second in the 1958 Heisman Trophy balloting. Duncan was a two-time all-conference pick, earned Walter Camp and Player of the Year honors from three organizations, and was the No. 1 pick in the 1958 NFL draft. Iowa shared the mythical national title in both 1956 and 1958, while also earning the Grantland Rice Award in 1958, symbolic of the national football championship.

#62 – Calvin Jones (1953-55)

Jones was named to 22 All-America teams in his career and in 1955 was named winner of the Outland Trophy, awarded to the nation's top interior lineman. He was Iowa's first two-time consensus All-American, and his No. 62 jersey is one of only two numbers retired by the Hawkeyes. Jones was a three-time first team All-Big Ten performer and is a member of Iowa's alltime team.

#77 – Alex Karras (1956-57)

Karras was a Rose Bowl champion and a consensus All-American in 1957. He was the first two-time AP All-American in Iowa history and a winner of the Outland Trophy, awarded to the nation's top interior lineman. Karras was Heisman Trophy runner-up in 1957, and a member of the inaugural class of the Iowa Lettermen's Club Hall of Fame. He is on Iowa's alltime football team and a former NFL All-Pro performer with the Detroit Lions. He was inducted into the Pro Football Hall of Fame in 2020.

#24 – Nile Kinnick (1937-39)

Kinnick won the only Heisman Trophy in school history when he swept the Heisman, Maxwell and Walter Camp awards in 1939. He was the Big Ten MVP for Iowa's legendary 1939 Ironmen team. He was a Phi Beta Kappa scholar and senior class president, his No. 24 jersey is one of two retired numbers at Iowa, and in 1972 Iowa's stadium was named in his honor.

#1 – Gordon Locke (1920-22)

Locke primarily played fullback during his Hawkeye career, but in 1922 he was a Walter Camp first-team All-America quarterback, and he's listed as a defensive back on Iowa's alltime football team. He scored 72 points as a senior to set a then-Big Ten record, and he was awarded the Big Ten Medal of Honor (1923).

#16 – Chuck Long (1982-85)

Long quarterbacked the Hawkeyes to the 1986 Rose Bowl, the same year he became the first player in NCAA history to pass for more than 10,000 career yards. He finished runner-up in the closest Heisman Trophy contest in the award's history in 1985, and previously held the NCAA record for consecutive completions with 22 at Indiana (1984). Long was named a first-team All-Big Ten performer three times, including 1985 when he was named conference MVP. He threw a bowl-record six touchdown passes against Texas in the 1984 Freedom Bowl, and was a first round NFL draft choice of the Detroit Lions.

#15 – Duke Slater (1918-21)

Fred "Duke" Slater was a seven-time letterman at the University of Iowa, competing in football and track from 1918-21. He was an All-Big Ten tackle for the Hawkeyes from 1919-21, and an All-America track and field athlete from 1920-21. He is a member of Iowa's alltime team. In 1928, Slater earned his law degree from the University of Iowa, and in 1951 he became the first black player inducted into the inaugural College Football Hall of Fame. He is also a member of the Helms Athletic Foundation Football Hall of Fame and was inducted into the Pro Football Hall of Fame in 2020.

#36 – Larry Station (1982-85)

Station was named a consensus All-American in 1984 and 1985, becoming just the second Hawkeye in program history to earn multiple honors. He is the only player in school history to lead the team in tackles four times, and in 1985 finished his career with the alltime tackles record (492). Station started the final 42 games of his career, earned All-America mention in each of his four seasons, and is a linebacker on Iowa's all-time football team. He was a finalist for the Lombardi and Butkus awards in 1985, and was a three-time first-team All-Big Ten honoree.

99 – Andre Tippett (1979-81)

Tippett was the first consensus All-American for Coach Hayden Fry as a defensive end. He was a two time first-team All-Big Ten selection, serving as a team captain in 1981 on Iowa's 1981 Rose Bowl team. Tippett holds Iowa's record for tackles for lost yardage in a season (20 tackles for 153 yards in 1980), leading the Big Ten in tackles for loss (20) as a junior. Tippett enjoyed a lengthy NFL career in New England, where he was a five-time All-Pro selection during his 11-year career. Tippett was named to the Pro Football Hall of Fame in 2008 and named to the National Football Foundation College Football Hall of Fame in 2021.

Individual

Scoring

Points _____ 30 ___ by Mike Northington, Purdue, 11/3/73
 TDs _____ 5 ___ by Mike Northington, Purdue, 11/3/73
 PATs _____ 9 ___ by Jeff Skillett vs. Cincinnati, 9/15/90
 FGs _____ 5 ___ by David Fuess, Tulsa, 9/30/89

Rushing

Attempts _____ 48 ___ by Sean Glover, Indiana, 10/14/95
 Yards _____ 314 ___ by Tavian Banks vs. Tulsa, 9/13/97
 TDs _____ 5 ___ by Mike Northington, Purdue, 11/3/73

Passing

Attempts _____ 60 ___ by Scott Mullen vs. Indiana, 10/23/99
 60 ___ by Eric Hunter, Purdue, 11/17/90
 Completions _ 37 ___ by Blake Powers, Indiana, 10/15/05
 Yards _____ 433 ___ by Gino Torretta, Miami (FL), 9/5/92
 TDs _____ 5 ___ by Nate Stanley vs. Ohio State, 11/4/17
 5 ___ by Chuck Long vs. Northern Illinois, 9/21/85
 5 ___ by Fred Riddle vs. Indiana, 10/12/63
 Interceptions 7 ___ by Gary Snook vs. North Carolina State,
 11/20/65

Receiving

Catches _____ 14 ___ by Dan Bitson, Tulsa, 9/30/89
 Yards _____ 235 ___ by Dan Bitson, Tulsa, 9/30/89
 TDs _____ 4 ___ by Ed Hinkel vs. Minnesota, 11/19/05

Total Offense

Plays _____ 74 ___ by Scott Mullen vs. Indiana, 10/23/99
 Yards _____ 473 ___ by Scott Mullen vs. Indiana, 10/23/99
 *TDR _____ 5 ___ by Nate Stanley vs. Ohio State, 11/4/17
 5 ___ by Brad Banks vs. Northwestern, 11/2/02
 5 ___ by Chuck Long vs. Michigan State, 10/5/85
 5 ___ by Chuck Long vs. Northern Illinois, 9/21/85
 5 ___ by Mike Northington, Purdue, 11/3/73
 5 ___ by Fred Riddle vs. Indiana, 10/12/63

**indicates touchdowns responsible for*

Team

Scoring

Points _____ 70 ___ vs. Utah State, 9/28/57
 TDs _____ 10 ___ vs. Utah State, 9/28/57
 10 ___ vs. Texas-El Paso, 9/27/86
 PATs _____ 9 ___ vs. Cincinnati, 9/15/90
 FGs _____ 5 ___ by Tulsa, 9/30/89

Rushing

Attempts _____ 82 ___ vs. South Dakota, 10/5/40
 Yards _____ 595 ___ by Minnesota, 10/28/34
 TDs _____ 9 ___ vs. Cincinnati, 9/15/90

Passing

Attempts _____ 61 ___ vs. Indiana, 10/23/99
 Completions _ 36 ___ vs. Indiana, 10/23/99
 Yards _____ 575 ___ vs. Northwestern, 10/8/83
 TDs _____ 6 ___ vs. Northern Illinois, 9/21/85
 Interceptions 7 ___ vs. North Carolina State, 11/20/65

Total Offense

Plays _____ 104 ___ by Notre Dame, 10/5/68
 Yards _____ 713 ___ vs. Northwestern, 10/8/83

Miscellaneous

First Downs _ 36 ___ vs. Washington State, 9/27/69
 Penalty Yards_ 145 ___ by Notre Dame, 11/22/52

Longest Plays

Run _____ 96 ___ by Eddie Vincent vs. Purdue, 11/6/54
 Pass _____ 95 ___ by Brad Banks to Dallas Clark,
 vs. Purdue, 10/5/02
 Punt Return _____ 94 ___ by Bob Longley vs. Oregon, 10/29/49
 Kickoff Return _____ 100 ___ by Joe Williams vs. Notre Dame, 11/25/61
 Interception Return _ 100 ___ by Rod Woodson, Purdue, 11/15/86
 Fumble Return _____ 84 ___ by Dayton Perry vs. Purdue, 10/22/60
 Blocked Punt Return_ 66 ___ by Jim Walker vs. Wisconsin, 10/12/40
 Blocked FG Return _ 87 ___ by LeVar Woods vs. Northern Illinois,
 9/18/99
 Punt _____ 96 ___ by George O'Brien, Wisconsin, 10/18/52
 Field Goal _____ 57 ___ by Marshall Koehn vs. Pittsburgh,
 9/19/15
 57 ___ by Lee Pistor, Arizona, 9/24/77

NOTE: The Iowa football records and best performances, compiled by the Iowa Athletic Communications Office, begin with the 1939 season, commonly called the "Modern Era" of Big Ten and NCAA athletics. **Throughout the records section, players listed in boldface are current Iowa players.**

Scoring

Points

Game _____ 24 on 11 occasions
 (last by Akrum Wadley at Northwestern, 10/17/2015)
 Season _____ 120 by Shonn Greene, 2008
 120 by Nate Kaeding, 2002
 Career _____ 373 by Nate Kaeding, 2000-03

Kicking Points

Game _____ 17 by Kyle Schlicher at Minnesota, 11/13/2004
 Season _____ 120 by Nate Kaeding, 2002
 Career _____ 367 by Nate Kaeding, 2000-03

Touchdowns

Game _____ 4 on 11 occasions
 (last by Akrum Wadley at Northwestern, 10/17/2015)
 Season _____ 20 by Shonn Greene, 2008
 Career _____ 36 by Tavian Banks, 1994-97

 Cons. Carries ___ 3 by Aaron Greving vs. Kent State, 9/1/2001

Field Goals

Game _____ 5 by Kyle Schlicher at Minnesota, 11/13/2004
 Season _____ 29 by Keith Duncan, 2019
 Career _____ 67 by Nate Kaeding, 2000-03
 Consecutive ___ 22 by Nate Kaeding, 2001-02

FG Attempts

Game _____ 6 by Keith Duncan (made 4),
 vs. Illinois, 11/23/2019
 Season _____ 34 by Keith Duncan, 2019
 Career _____ 83 by Nate Kaeding, 2000-03

PATs Made

Game _____ 9 on two occasions
 (last by Zach Bromert vs. Iowa State, 9/20/1997)
 Season _____ 57 by Nate Kaeding, 2002
 Career _____ 167 by Nate Kaeding, 2000-03
 Consecutive ___ 122, Mike Meyer, 2010-13

PAT Attempts

Game _____ 9 on six occasions
 (last by Zach Bromert vs. Indiana, 10/25/1997)
 Season _____ 58 by Nate Kaeding, 2002
 Career _____ 169 by Nate Kaeding, 2000-03

Rushing

Attempts

Game _____ 43 by Jordan Canzeri vs. Illinois, 10/10/2015
 Season _____ 316 by Sedrick Shaw, 1995
 Career _____ 837 by Sedrick Shaw, 1993-96

Yards Gained

Game _____ 314 by Tavian Banks vs. Tulsa, 9/13/1997
 Season _____ 1,850 by Shonn Greene, 2008
 Career _____ 4,156 by Sedrick Shaw, 1993-96

Touchdowns

Game _____ 4 on seven occasions
 (last by Akrum Wadley at Northwestern, 10/17/2015)
 Season _____ 20 by Shonn Greene, 2008
 Career _____ 33 by Tavian Banks, 1994-97
 33 by Sedrick Shaw, 1993-96
 33 by Sedrick Shaw, 1993-96

Receiving

Receptions

Game _____ 13 by Kevin Kasper at Ohio State, 10/30/1999
 13 by Nick Bell at Indiana, 10/29/1988
 Season _____ 82 by Marvin McNutt, Jr., 2011
 82 by Kevin Kasper, 2000
 Career _____ 174 by Kevonte Martin-Manley, 2011-14

Yards Gained

Game _____ 256 by Quinn Early vs. Northwestern, 11/7/1987
 Season _____ 1,315 by Marvin McNutt, Jr., 2011
 Career _____ 2,861 by Marvin McNutt, Jr., 2008-2011

Touchdowns

Game _____ 4 by Ed Hinkel vs. Minnesota, 11/19/2005
 4 by Quinn Early vs. Northwestern, 11/7/1987
 Season _____ 12 by Marvin McNutt, Jr., 2011
 Career _____ 28 by Marvin McNutt, Jr., 2008-2011

Passing

Attempts

Game _____ 60 by Scott Mullen vs. Indiana, 10/23/1999
 60 by Chuck Hartlieb vs. Indiana, 10/29/1988
 Season _____ 460 by Chuck Hartlieb, 1988
 Career _____ 1,203 by Chuck Long, 1981-85

Completions

Game _____ 44 by Chuck Hartlieb vs. Indiana, 10/29/1988
 Season _____ 288 by Chuck Hartlieb, 1988
 Career _____ 782 by Chuck Long, 1981-85
 Consecutive ___ 22 by Chuck Long vs. Indiana, 1984

Completion Percentage

Game _____ 100% by Brad Banks (10-10)
 vs. Northwestern, 11/09/2002
 Season _____ 67.1% by Chuck Long (216 of 322), 1984
 Career _____ 65.0% by Chuck Long (782 of 1,203), 1981-85

Yards Gained

Game _____ 558 by Chuck Hartlieb vs. Indiana, 10/29/1988
 Season _____ 3,738 by Chuck Hartlieb, 1988
 Career _____ 10,461 by Chuck Long, 1981-85

Touchdowns

Game _____ 7 by Chuck Hartlieb vs. Northwestern, 11/7/1987
 Season _____ 27 by Chuck Long, 1985
 Career _____ 74 by Chuck Long, 1981-85

Pass Efficiency (since 1979)

Season _____ 157.63 by Ricky Stanzi, 2010
 Career _____ 155.53 by Brad Banks, 2001-02

Total Offense

Yards Gained

Game _____ 516 by Chuck Hartlieb vs. Indiana, 10/29/1988
 Season _____ 3,530 by Chuck Hartlieb, 1988
 Career _____ 10,254 by Chuck Long, 1981-85

Punt Returns

Number

Game _____ 9 by Nile Kinnick vs. Indiana, 10/7/1939
 Season _____ 40 by Ramon Ochoa, 2003
 Career _____ 124 by Peter Marciano, 1986-89

Yards Returned

Game _____ 201 by Nile Kinnick vs. Indiana, 10/7/1939
 Season _____ 495 by Ramon Ochoa, 2003
 Career _____ 1,102 by Tim Dwight, 1994-97

Touchdowns

Game _____ 2 by Kevonte Martin-Manley vs. Michigan, 9/21/2013
 Season _____ 3 by Tim Dwight, 1997
 Career _____ 5 by Tim Dwight, 1994-97

Kickoff Returns

Number

Game _____ 9 by Tim Dwight vs. Ohio State, 10/28/1995
 Season _____ 43 by Earl Douthitt, 1973
 Career _____ 78 by Earl Douthitt, 1972-74

Yards Returned

Game _____ 187 by Sid Thomas vs. Michigan State, 11/23/1974
 Season _____ 994 by Earl Douthitt, 1973
 Career _____ 1,762 by Earl Douthitt, 1972-74

Touchdowns

Game _____ 1, on several occasions (last by Ihmir Smith-Marsette vs. Southern California, 12/27/19)
 Season _____ 2 by Ihmir Smith-Marsette (Nebraska and Southern California), 2019
 Career _____ 2 by Ihmir Smith-Marsette, 2017-present
 2 by Derrell Johnson-Koulianos, 2009 and 2010
 2 by Kahlil Hill, 1998 and 2000

Punting

Number

Game _____ 16 by Nile Kinnick vs. Notre Dame, 11/11/1939
 #Season _____ 86 by Ryan Donahue, 2007
 Career _____ 272 by Jason Baker, 1997-00

Yards

Game _____ 731 by Nile Kinnick vs. Notre Dame, 11/11/1939
 Season _____ 3,533 by Ryan Donahue, 2007
 Career _____ 11,304 by Jason Baker, 1997-00

Average

Game (min. 4) _____ 55.8 by Reggie Roby vs. Nebraska, 9/12/1981
 Season _____ 49.8 by Reggie Roby, 1981
 Career _____ 45.4 by Reggie Roby, 1979-82
 # - - Big Ten Record

Interceptions

Return Yards

Season _____ 203, Tyler Sash, 2009
 Career _____ 392, Tyler Sash, 2008-10

Number

Game _____ 3, Josh Jackson vs. Ohio State, 11/4/17
 3, Tyler Sash at Iowa State, 9/12/2009
 *3, Grant Steen at Indiana, 10/19/2002
 Season _____ 8 by Joshua Jackson, 2017
 8 by Desmond King, 2015
 8 by Lou King, 1981
 8 by Nile Kinnick, 1939
 Career _____ 18 by Devon Mitchell, 1982-85
 18 by Nile Kinnick, 1937-39

Touchdowns

Game _____ 2 by Josh Jackson at Wisconsin, 11/11/17
 2 by B.J. Lowery vs. Western Michigan, 9/21/13
 Season _____ 2 by Josh Jackson, 2017
 2 by B.J. Lowery, 2013
 2 by Christian Kirksey, 2012
 2 by Micah Hyde, 2010
 2 by Tom Knight, 1995
 2 by Plez Atkins, 1995
 Career _____ 3 by Desmond King, 2013-16
 3 by Tom Knight, 1992, 1994-96

* - - ties NCAA record for a linebacker

Tackles

Number

Game _____ 29 by Dave Clement vs. Oregon State, 9/19/1970
 Season _____ 171 by Andre Jackson, 1972
 Career _____ 492 by Larry Station, 1982-85

Solos

Game _____ 18 by George Davis vs. Minnesota, 11/17/1984
 Season _____ 105 by Tom Rusk, 1977
 Career _____ 308 by Larry Station, 1982-85

Assists

Game _____ 22 by Dave Clement vs. Oregon State, 9/19/1970
 Season _____ 88 by Andre Jackson, 1972
 Career _____ 220 by James Morris, 2010-13

For Loss

Game _____ 6 (23 yds.) by Leroy Smith vs. Ohio State, 11/2/1991
 Season _____ 25 (93 yds.) by Jonathan Babineaux, 2004
 Career _____ 79 (409 yds.) by Jared DeVries, 1995-1998

For Loss (yardage)

Game _____ 53 (4 tackles) by Ron Geater vs. Purdue, 10/25/1991
 Season _____ 153 (20 tackles) by Andre Tippett, 1980
 Career _____ 409 (79 tackles) by Jared DeVries, 1995-1998

QB Sacks

Game _____ 5 (21 yds.) by Leroy Smith vs. Ohio State, 11/2/1991
 Season _____ 18 (101 yds.) by Leroy Smith, 1991
 Career _____ 43 (323 yds.) by Jared DeVries, 1995-1998

Blocked Kicks

Game _____ 2 by Kenny Iwebema vs. Syracuse, 9/8/2007
 2 by Kenny Iwebema vs. Illinois, 10/1/2005
 2 by Sean Considine at Iowa State, 9/13/2003
 2 by Maurea Crain vs. Minnesota, 11/21/1992
 2 by Merton Hanks vs. Wyoming, 12/30/1987
 Season _____ 5 by Jim Caldwell, 1973
 Career _____ 7 by Merton Hanks, 1987-90

Scoring
Points

Game _____ 70 vs. Utah State, 9/28/1957
 Season _____ 484 in 2002
 Per game _____ 48.5 in 1890

Touchdowns

Game _____ 10 vs. Texas-El Paso, 9/27/1986
 10 vs. Utah State, 9/28/1957
 Season _____ 60 in 2002

Field Goals

Game _____ 5 at Minnesota, 11/13/2004
 5 vs. Washington, 12/29/1995
 Season _____ 29 in 2019

PATs Made

Game _____ 9 vs. Iowa State, 9/20/1997
 9 vs. Cincinnati, 9/15/1990
 Season _____ 57 in 2002

Rushing
Attempts

Game _____ 82 at Minnesota, 11/2/1968
 82 vs. South Dakota, 10/5/1940
 Season _____ 607 in 1984

Yards Gained

Game _____ 517 vs. Minnesota, 11/19/1983
 Season _____ 2,784 in 2002
 Per game _____ 255.4 in 1958

Yards/Attempt

Game _____ 11.0 vs. Minnesota, 11/19/1983
 Season _____ 5.3 in 1997

Touchdowns

Game _____ 9 vs. Cincinnati, 9/15/1990
 Season _____ 38 in 1990

Passing
Attempts

Game _____ 62 at Indiana, 10/29/1988
 Season _____ 470 in 1988

Completions

Game _____ 44 at Indiana, 10/29/1988
 Season _____ 290 in 1988

Completion Percentage

Game _____ 1.000 (12-12) vs. Northwestern, 11/9/2002
 Season _____ .657 (276 420) in 1985

Yards Gained

Game _____ 584 at Northwestern, 11/7/1987
 Season _____ 3,796 in 1987
 Per game _____ 300.9 in 1985

Touchdowns

Game _____ 7 at Northwestern, 11/7/1987
 Season _____ 30 in 1985

Total Offense
Plays

Game _____ 101 at Minnesota, 11/2/1968
 Season _____ 971 in 1987

Yards Gained

Game _____ 713 vs. Northwestern, 10/8/1983
 Season _____ 5,647 in 1983
 Per game _____ 470.6 in 1983

First Downs
Number

Game _____ 36 vs. Washington State, 9/27/1969
 Season _____ 284 in 1985
 Per game _____ 23.7 in 1985

Kickoff Returns
Number

Season _____ 64 in 1973

Yards Returned

Season _____ 1,381 in 1973
 Per return _____ 29.0 in 1941

Punt Returns
Number

Season _____ 48 in 2003

Yards Returned

Season _____ 636 in 1997
 Per return _____ 17.0 in 1940

Punting
Number

Game _____ 16 vs. Notre Dame, 11/11/1939
 Season _____ 87 in 2007

Yards

Game _____ 731 vs. Notre Dame, 11/11/1939
 Season _____ 3,551 (87 punts, 40.8 avg.) in 2007

Yards/Punt

Game _____ 55.8 vs. Nebraska, 9/12/1981
 Season _____ 45.5 in 1981

Scoring

Points

Game _____ 0 on 55 occasions (last at Northwestern, 10/26/2019)
 Season _____ 5 in 1899
 Per game _____ 0.6 in 1899

Touchdowns

Game _____ 0 on 71 occasions (last at Northwestern, 10/26/2019)
 Season _____ 1 in 1899

Rushing

Attempts

Game _____ 17 at Purdue, 11/18/1989
 Season _____ 362 in 1955

Yards Gained

Game _____ (-73) at Purdue, 11/18/1989
 Season _____ 861 in 2020
 Per game _____ 79.7 in 1981

Yards/Attempt

Game _____ (-4.2) at Purdue, 11/18/1989
 Season _____ 2.4 in 1981

Touchdowns

Game _____ 0 on many occasions (last vs. Illinois, 11/23/2019)
 Season _____ 1 in 1899

Passing

Attempts

Game _____ 1 vs. South Dakota, 10/5/1940
 1 at Notre Dame, 10/27/1945
 Season _____ 62 in 1944

Completions

Game _____ 0 on many occasions
 2 vs. Georgia Tech, 1/5/2010
 2 vs. Purdue, 10/24/1992
 2 vs. Michigan State, 10/3/1987
 Season _____ 19 in 1944

Completion Percentage

Game _____ .000 on many occasions
 .200 vs. Michigan State, 10/3/1987
 Season _____ .270 in 1941

Yards Gained

Game _____ -7 vs. Notre Dame, 10/23/1948
 Season _____ 365 in 1941
 Per game _____ 45.6 in 1941

Touchdowns

Game _____ 0 on many occasions
 (last at Northwestern, 10/26/2019)
 Season _____ 0 on many occasions

First Downs

Number

Game _____ 2 vs. South Dakota, 10/5/1940
 2 vs. Nebraska, 11/4/1944
 Season _____ 67 in 1937
 Per game _____ 8.4 in 1937

Tackles

For Loss

Game _____ 16 vs. Northwestern (-92 yards), 11/16/1991
 Season _____ 114 in 1995

QB Sacks

Game _____ 9 at Purdue (-74 yards), 11/18/1989
 Season _____ 61 in 1991

Turnovers

Interceptions

Game _____ 7 vs. Wisconsin, 11/13/1982
 Season _____ 23 in 2008 (13 games)
 23 in 1987 (13 games)
 23 in 1986 (12 games)

Fumbles Recovered

Game _____ 7 at Purdue, 10/1/1949
 Season _____ 26 in 1977

Total Offense

Plays

Game _____ 39 vs. Wyoming, 10/17/1953
 Season _____ 475 in 1944

Yards Gained

Game _____ 49 at Northwestern, 10/6/1984
 Season _____ 1,467 in 1937
 Per game _____ 183.3 in 1937

Rushing (min. 175 yards)

	Name	Att-Yds.	TDs	Opponent	Date
1.	Tavian Banks	29-314	4	Tulsa	9/13/1997
2.	Ed Podolak	17-286	2	Northwestern	11/9/1968
3.	Jordan Canzeri	43-256	4	Illinois	10/10/2015
4.	Marcus Coker	32-252	2	Minnesota	10/29/2011
5.	Sedrick Shaw	42-250	1	Michigan State	10/7/1995
6.	Phil Blatcher	27-247	2	Michigan State	11/21/1981
7.	Dennis Mosley	39-229	2	Iowa State	9/29/1979
8.	Marcus Coker	33-219	2	Missouri	12/28/2010
9.	Mark Weisman	27-217	3	Central Michigan	9/22/2012
	Shonn Greene	25-217	4	Wisconsin	10/18/2008
	Nick Bell	31-217	3	Wisconsin	10/14/1989
12.	Sedrick Shaw	41-214	3	Wisconsin	11/18/1995
13.	Shonn Greene	30-211	2	Purdue	11/15/2008
14.	Akrum Wadley	26-204	4	Northwestern	10/17/2015
	Tavian Banks	18-204	2	Northern Iowa	9/6/1997
16.	Albert Young	38-202	2	Northwestern	11/5/2005
	Jim Jensen	21-202	2	Indiana	10/18/1975
18.	Eddie Phillips	36-198	1	Minnesota	10/23/1982
19.	LeShun Daniels, Jr.	26-195	3	Minnesota	11/14/2015
20.	Fred Russell	17-194	1	Minnesota	11/16/2002
	Tony Stewart	32-194	0	Iowa State	9/24/1988
	Bob Jeter	9-194	1	California	1/1/1959
23.	Frank Holmes	34-193	2	Oregon State	9/23/1972
24.	Ronnie Harmon	28-191	3	Illinois	9/29/1984
25.	Rick Bayless	33-183	0	Northwestern	10/25/1986
	Jerry Faske	20-183	1	Northwestern	10/22/1949
27.	Tavian Banks	18-182	3	Iowa State	9/14/1996
	Kevin Harmon	31-182	3	Iowa State	9/19/1987
29.	Mark Weisman	30-180	2	Missouri State	9/7/2013
30.	Albert Young	34-179	2	Michigan State	10/27/2007
31.	Sedrick Shaw	32-178	1	Iowa State	9/16/1995
32.	Mark Weisman	21-177	1	Minnesota	9/29/2012
33.	Akrum Wadley	15-176	1	Purdue	10/15/2016
	Jeff Brown	31-176	0	Indiana	9/13/1980
35.	Dennis Green	18-175	2	Texas Christian	9/28/1968
36.	Mekhi Sargent	26-173	1	Nebraska	11/23/2018

Receiving (min. 150 yards)

	Name	No-Yds.	TDs	Opponent	Date
1.	Quinn Early	10-256	4	Northwestern	11/7/1987
2.	Deven Harberts	11-233	1	Indiana	10/29/1988
3.	Bill Happel	9-207	3	N. Illinois	9/21/1985
4.	Dave Moritz	11-192	2	Indiana	10/29/1983
5.	Keith Chappelle	12-191	2	Illinois	10/11/1980
6.	Tim Dwight	8-188	1	Northwestern	11/9/1996
7.	Tim Dwight	8-187	3	Iowa State	11/20/1997
8.	Marvin McNutt, Jr.	6-184	3	Indiana	10/22/2011
9.	Derrell Johnson-Koulianos	7-181	1	Minnesota	11/22/2008
10.	Dave Moritz	8-168	1	Tennessee	12/31/1982
11.	Scott Slutzker	8-167	0	Penn State	10/21/1995
12.	Clinton Solomon	5-166	2	Purdue	10/8/2005
13.	Jim Gibbons	9-164	2	Minnesota	11/9/1957
14.	Al Bream	12-160	2	Illinois	11/25/1967
15.	Andy Brodell	6-159	2	Texas	12/30/2006
	Andy Brodell	7-159	1	Minnesota	11/18/2006
	Marv Cook	9-159	1	Ohio State	11/14/1987
18.	Clinton Solomon	9-157	1	Minnesota	11/13/2004
	Dave Triplett	7-157	1	Wisconsin	10/30/1971
20.	Marvin McNutt, Jr.	4-155	1	Indiana	10/31/2009
	Karl Noonan	10-155	1	Wisconsin	10/17/1964
	Emlen Tunnell	6-155	3	Indiana	10/11/1947

Receiving (min. 150 yards) - Continued

	Name	No-Yds.	TDs	Opponent	Date
23.	Scott Helverson	8-154	2	Iowa State	9/28/1985
24.	Marvin McNutt, Jr.	9-151	2	Purdue	11/19/2011
	Ed Hinkel	7-151	4	Minnesota	11/19/2005
	Jack Dittmer	5-151	2	Boston U.	11/20/1948

Passing (min. 300 yards)

	Name	Comp-Att	Yds.	TDs	Opponent	Date
1.	Chuck Hartlieb	44-60	558	3	Indiana	10/29/1988
2.	Chuck Hartlieb	25-32	471	7	Northwestern	11/7/1987
3.	Chuck Long	29-39	461	6	Texas	12/26/1984
4.	Chuck Hartlieb	30-51	428	3	N.C. State	12/31/1988
5.	Scott Mullen	36-60	426	0	Indiana	10/23/1999
6.	Chuck Long	23-33	420	3	Northwestern	10/8/1983
7.	James Vandenberg	31-48	399	1	Pittsburgh	9/17/2011
	Chuck Long	19-26	399	6	Northwestern	10/26/1985
9.	Jon Beutjer	30-47	380	4	Indiana	9/30/2000
	Chuck Long	30-39	380	4	Michigan State	10/5/1985
11.	Matt Sherman	21-28	374	2	Penn State	10/21/1995
12.	Chuck Long	17-21	369	4	Purdue	10/13/1984
13.	Chuck Hartlieb	27-43	362	1	Michigan	10/17/1987
14.	Chuck Hartlieb	24-40	360	2	Ohio State	11/12/1988
15.	Drew Tate	19-33	357	3	Purdue	10/8/2005
16.	Drew Tate	26-36	354	2	Minnesota	11/18/2006
17.	Drew Tate	19-32	351	4	Minnesota	11/19/2005
18.	Drew Tate	32-55	346	3	Florida	1/2/2006
19.	Chuck Long	16-30	345	2	Penn State	9/17/1983
20.	Drew Tate	25-37	340	1	Michigan State	10/2/2004
	Scott Mullen	28-51	340	3	Minnesota	11/20/1999
22.	Ricky Stanzi	13-26	337	2	Indiana	10/31/2009
23.	Matt Sherman	18-37	334	2	Ohio State	10/28/1995
24.	Nate Stanley	27-41	333	5	Iowa State	9/9/2017
	Drew Tate	24-39	333	2	Minnesota	11/13/2004
	Chuck Hartlieb	20-37	333	1	Ohio State	11/14/1987
27.	Drew Tate	26-39	331	3	Ohio State	10/16/2004
28.	Matt Sherman	19-24	331	3	Northwestern	11/12/1994
29.	Chuck Hartlieb	26-41	328	2	Minnesota	11/21/1987
30.	Jake Rudock	33-52	322	2	Ball State	9/6/2014
31.	Pete Gales	23-46	321	1	Purdue	11/8/1980
32.	Nate Stanley	21-32	320	6	Indiana	10/13/2018
33.	Chuck Long	29-37	319	1	UCLA	1/1/1986
34.	Jake Rudock	32-56	317	2	Maryland	10/18/14
	Chuck Hartlieb	19-34	317	3	Purdue	10/24/1987
36.	Mike Cilek	27-48	316	2	Illinois	11/22/1967
37.	Nate Stanley	23-39	314	4	Minnesota	10/13/2018
38.	Scott Mullen	23-34	314	2	W. Michigan	9/9/2000
39.	Jake Rudock	20-30	311	2	Wisconsin	11/22/14
40.	Gary Snook	26-49	310	2	Purdue	10/24/1964
41.	Nate Stanley	23-28	309	2	Northern Iowa	9/15/2018
	Gary Snook	18-36	309	2	Minnesota	11/7/1964
43.	Nate Stanley	18-35	308	0	Illinois	11/23/2019
	Jake Christensen	24-42	308	3	Indiana	9/29/2007
	Jim Hartlieb	25-39	308	3	Michigan	10/3/1992
46.	Chuck Long	19-26	304	3	Tennessee	12/31/1982
	Olen Treadway	26-41	304	1	Wisconsin	10/17/1959

Total Offense (min. 350 yards)

Name	Rush	Pass	Total	Opponent	Date
1. Chuck Hartlieb	(-42)	558	516	Indiana	10/29/1988
2. Chuck Long	20	461	481	Texas	12/26/1984
3. Scott Mullen	47	426	473	Indiana	10/23/1999
4. Chuck Hartlieb	1	471	472	Northwestern	11/7/1987
5. Chuck Hartlieb	(-18)	428	410	N.C. State	12/31/1988
6. Chuck Long	6	399	405	Northwestern	10/26/1985
7. Chuck Long	(-22)	420	398	Northwestern	10/8/1983
8. James Vandenberg	(-8)	399	391	Pittsburgh	9/17/2011
9. Jon Beutjer	10	380	390	Indiana	9/30/2000
10. Chuck Long	5	380	385	Michigan State	10/5/1985
11. Pete Gales	50	321	371	Purdue	11/8/1980
12. Drew Tate	24	346	370	Florida	1/2/2006
13. Drew Tate	12	357	369	Purdue	10/8/2005
14. Drew Tate	11	354	365	Minnesota	11/18/2006
15. Ricky Stanzi	24	337	361	Indiana	10/31/2009
16. Chuck Long	(-9)	369	360	Purdue	10/13/1984
17. Jake Rudock	36	322	358	Ball State	9/6/2014
18. Drew Tate	5	351	356	Minnesota	11/19/2005
19. Drew Tate	24	331	355	Ohio State	10/16/2004

Scoring

Name	Points	TDs-PAT	Opponent	Date
1. Akrum Wadley	24	4-0	Northwestern	10/17/2015
Jordan Canzeri	24	4-0	Illinois	10/10/2015
Shonn Greene	24	4-0	Wisconsin	10/18/2008
Ed Hinkel	24	4-0	Minnesota	11/19/2005
Tavian Banks	24	4-0	Iowa State	9/20/1997
Tavian Banks	24	4-0	Tulsa	9/13/1997
Mike Saunders	24	4-0	Indiana	11/9/1991
Quinn Early	24	4-0	Northwestern	11/7/1987
Owen Gill	24	4-0	Iowa State	9/10/1983
Dennis Mosley	24	4-0	Indiana	9/8/1979
Larry Lawrence	24	4-0	Minnesota	11/2/1968
Frank Holbrook	24	4-0	Drake	10/3/1896
12. Nile Kinnick	23	3-5	South Dakota	9/30/1939
13. 39 players tied with 18				

(last time by Ihmir-Smith Marsette, 12/27/2019)

Interceptions

Name	INT	Opponent	Date
1. Josh Jackson	3	Ohio State	11/4/2017
Tyler Sash	3	Iowa State	9/12/2009
Grant Steen	3	Indiana	10/19/2002

Interceptions Returns for Touchdowns

Name	TDs	Opponent	Date
1. Josh Jackson	2 (43 & 52 yards)	Wisconsin	11/11/2017
B.J. Lowery	2 (35 & 13 yards)	Western Michigan	9/21/2013

Punt Returns for Touchdowns

Name	TDs	Opponent	Date
1. K. Martin-Manley	2 (83 & 63 yds.)	W. Michigan	9/21/13

Tackles (min. 20 tackles)

Name	Total	Solo-Ast.	Opponent	Date
1. Dave Clement	29	7-22	Oregon State	9/19/1970
2. Bobby Diaco	26	10-16	Indiana	10/14/1995
3. Dave Brooks	26	13-13	Illinois	11/21/1970
4. Bob Sanders	25	14-11	Indiana	10/20/2001
5. Dave Moreland	23	15-8	Minnesota	10/15/1966
6. Greg Allison	22	7-15	Purdue	10/26/1968
Andre Jackson	22	13-9	Michigan State	10/28/1972
8. Mike Phillips	21	7-14	Purdue	10/26/1968
Andre Jackson	21	8-13	Ohio State	9/16/1972
Andre Jackson	21	11-10	Purdue	11/15/1975
Larry Station	21	17-4	Minnesota	11/17/1984
Jim Reilly	21	14-7	Indiana	10/29/1988
13. Abdul Hodge	20	14-6	Michigan	10/22/2005
Dave Clement	20	11-9	Illinois	11/21/1970
Andre Jackson	20	15-5	Minnesota	10/21/1972
Andre Jackson	20	13-7	Michigan	9/15/1973
Andre Jackson	20	15-5	UCLA	9/22/1973
Bob Salter	20	12-8	Ohio State	11/17/1973
Tom Rusk	20	16-4	UCLA	10/1/1977
Larry Station	20	13-7	Purdue	10/15/1983
George Davis	20	18-2	Minnesota	11/17/1984
Larry Station	20	17-3	Michigan State	10/5/1985
Dave Haight	20	14-6	Michigan	10/18/1986
Brad Quast	20	12-8	Iowa State	9/24/1988
Melvin Foster	20	13-7	Michigan State	10/6/1990
Eric Thigpen	20	11-9	Wisconsin	10/24/1998

Rushing (min. 700 yards)

	Name	Att-Yards	Avg	TDs	Year
1.	Shonn Greene	307-1,850	6.0	20	2008
2.	Tavian Banks	260-1,691	6.5	17	1997
3.	Sedrick Shaw	316-1,477	4.7	15	1995
4.	Marcus Coker	281-1,384	4.9	15	2011
5.	Fred Russell	282-1,355	4.8	7	2003
6.	Albert Young	249-1,334	5.4	8	2005
7.	Dennis Mosley	270-1,267	4.7	12	1979
8.	Fred Russell	220-1,264	5.7	9	2002
9.	Ronnie Harmon	223-1,166	5.2	9	1985
10.	Rick Bayless	216-1,150	5.3	10	1986
11.	Sedrick Shaw	224-1,116	5.0	9	1996
12.	Akrum Wadley	252-1,109	4.4	10	2017
13.	Ladell Betts	232-1,090	4.7	5	2000
14.	Akrum Wadley	168-1,081	6.4	10	2016
15.	Ladell Betts	222-1,060	4.8	10	2001
16.	LeShun Daniels, Jr.	213-1,058	5.0	10	2016
17.	Tony Stewart	215-1,036	4.8	8	1988
18.	Mike Saunders	216-1,022	4.7	10	1991
19.	Nick Bell	166-1,009	6.1	12	1990
20.	Sedrick Shaw	170-1,002	5.9	7	1994
21.	Jordan Canzeri	183-984	5.4	12	2015
22.	Mark Weisman	227-975	4.3	8	2013
23.	Albert Young	206-968	4.7	6	2007
24.	Adam Robinson	203-941	4.6	10	2010
25.	Ed Podolak	154-937	6.1	8	1968
26.	Owen Gill	199-920	4.6	4	1984
27.	Ronnie Harmon	190-907	4.8	11	1984
28.	Levi Mitchell	205-900	4.4	3	1970
29.	Ladell Betts	189-857	4.5	5	1999
30.	Tony Stewart	157-844	5.4	3	1990
31.	Adam Robinson	181-834	4.6	5	2009
32.	Mark Weisman	159-815	5.1	8	2012
33.	Mark Weisman	213-812	3.8	16	2014
34.	Eddie Phillips	166-806	4.9	5	1982
35.	Owen Gill	129-798	6.2	10	1983
36.	Albert Young	178-779	4.4	7	2006
37.	Eddie Phillips	162-778	4.8	8	1983
38.	Tyler Goodson	143-762	5.3	7	2020
39.	Mekhi Sargent	159-745	4.7	9	2018
40.	Phil Blatcher	157-737	4.7	8	1981
	Bill Reichardt	178-737	4.2	2	1951
42.	Kevin Harmon	151-715	4.7	6	1987
43.	Jermelle Lewis	123-709	5.8	8	2002

Passing (min. 1,500 yards)

	Name	Comp-Att	Pct.	Yards	TDs	Year
1.	Chuck Hartlieb	288-460	.626	3,738	17	1988
2.	Chuck Long	260-388	.670	3,297	27	1985
3.	Chuck Hartlieb	217-334	.650	3,092	19	1987
4.	James Vandenberg	232-404	.574	3,022	25	2011
5.	Ricky Stanzi	221-345	.641	3,004	25	2010
6.	Nate Stanley	237-399	.594	2,951	16	2019
7.	Chuck Long	216-322	.671	2,871	22	1984
8.	Nate Stanley	235-396	.593	2,852	26	2018
9.	Drew Tate	219-352	.622	2,828	22	2005
10.	C.J. Beathard	223-362	.616	2,809	17	2015
11.	Drew Tate	233-375	.621	2,786	20	2004
12.	Drew Tate	207-352	.588	2,623	18	2006
13.	Chuck Long	157-265	.592	2,601	14	1983
14.	Brad Banks	170-294	.578	2,573	26	2002
15.	Matt Sherman	170-295	.576	2,546	14	1995
16.	Nate Stanley	196-351	.558	2,437	26	2017
17.	Jake Rudock	213-345	.617	2,436	16	2014
18.	Ricky Stanzi	171-304	.562	2,417	17	2009
19.	Jake Rudock	204-346	.590	2,383	18	2013
20.	Matt Rodgers	185-283	.654	2,275	14	1991
21.	Jake Christensen	198-370	.535	2,269	17	2007
22.	James Vandenberg	223-389	.573	2,249	7	2012
23.	Matt Rodgers	187-310	.603	2,228	15	1990
24.	Matt Rodgers	178-312	.571	2,222	12	1989
25.	Paul Burmeister	184-309	.596	2,152	10	1993
26.	Gary Snook	151-311	.485	2,062	11	1964
27.	Nathan Chandler	165-307	.537	2,040	18	2003
28.	Kyle McCann	167-252	.663	2,028	16	2001
29.	Ricky Stanzi	150-254	.591	1,956	14	2008
30.	C.J. Beathard	170-301	.565	1,929	17	2016
31.	Matt Sherman	154-264	.583	1,918	12	1996
32.	Larry Lawrence	113-239	.473	1,680	10	1969
33.	Chuck Long	148-227	.652	1,678	11	1982
34.	Jim Hartlieb	144-226	.637	1,579	12	1992
35.	Spencer Petras	140-245	.571	1,569	9	2020

NOTE: Players listed in boldface are current players.

Receiving (min. 600 yards)

	Name	No-Yards	Avg.	TDs	Year
1.	Marvin McNutt, Jr.	82-1,315	16.0	12	2011
2.	Keith Chappelle	64-1,037	16.2	6	1980
3.	Kevin Kasper	82-1,010	12.3	7	2000
4.	Quinn Early	63-1,004	15.9	10	1987
5.	Maurice Brown	48-966	20.1	11	2002
6.	Karl Noonan	59-933	15.8	4	1964
7.	Dave Moritz	50-912	18.2	5	1983
8.	Clinton Solomon	58-905	15.6	6	2004
9.	Bill Happel	56-901	16.1	8	1985
10.	Deven Harberts	53-880	16.6	6	1988
11.	Marvin McNutt, Jr.	53-861	16.2	8	2010
12.	Kahlil Hill	59-841	14.3	8	2001
13.	Tim Dwight	46-816	17.7	9	1995
14.	Marv Cook	49-803	16.4	2	1987
15.	Clinton Solomon	46-800	17.4	7	2005
16.	Marv Cook	63-767	12.2	3	1988
17.	T.J. Hockenson	49-760	15.5	6	2018
18.	Danan Hughes	43-757	17.6	8	1991
19.	Tim Dwight	51-751	14.7	4	1996
20.	Derrell Johnson-Koulianos	45-750	16.7	2	2009
21.	Derrell Johnson-Koulianos	46-745	16.2	10	2010
22.	Ed Hinkel	63-744	11.8	7	2004
23.	Dallas Clark	43-742	17.3	4	2002
24.	Kerry Reardon	43-738	17.2	6	1969
25.	Ronnie Harmon	35-729	20.8	5	1983
26.	Andy Brodell	39-724	18.6	5	2006
27.	Ihmir Smith-Marsette	44-722	16.4	5	2019
28.	Keenan Davis	50-713	14.3	4	2011
29.	Al Bream	55-704	12.8	5	1967
	Tim Dwight	42-704	16.8	8	1997
31.	Matt VandeBerg	65-703	10.8	4	2015
	Scott Helverson	54-703	13.0	5	1985
33.	Ronnie Harmon	60-699	11.7	1	1985
34.	Marvin McNutt, Jr.	34-674	19.8	8	2009
35.	Kevin Kasper	60-664	11.1	3	1999
36.	Dominique Douglas	49-654	13.3	2	2006
	Derrell Johnson-Koulianos	44-639	14.5	3	2008
38.	Bill Happel	47-632	13.4	3	1984
39.	Harold Jasper	33-621	18.8	2	1994
40.	Kahlil Hill	58-619	10.7	5	2000
41.	Dave Moritz	41-605	14.8	3	1982
42.	Alan Cross	55-600	10.9	5	1992
	Jim Mauro	30-600	20.0	5	1986

Total Offense (min. 1,600 yards)

	Name	Rush	Pass	Total	TDR*	Year
1.	Chuck Hartlieb	(-208)	3,738	3,530	18	1988
2.	Chuck Long	(-125)	3,297	3,172	29	1985
3.	James Vandenberg	61	3,022	3,083	28	2011
4.	C.J. Beathard	237	2,809	3,046	23	2015
5.	Ricky Stanzi	(-6)	3,004	2,998	27	2010
6.	Brad Banks	423	2,573	2,996	31	2002
7.	Nate Stanley	7	2,951	2,958	17	2019
8.	Chuck Hartlieb	(-159)	3,092	2,933	20	1987
9.	Drew Tate	41	2,828	2,869	23	2005
10.	Nate Stanley	4	2,852	2,856	27	2018
11.	Drew Tate	124	2,623	2,747	18	2006
12.	Chuck Long	(-154)	2,871	2,717	26	1984
13.	Drew Tate	(-76)	2,786	2,710	22	2004
14.	Jake Rudock	176	2,436	2,612	19	2014
15.	Jake Rudock	218	2,383	2,601	23	2013
16.	Chuck Long	(-60)	2,601	2,541	19	1983
17.	Matt Rodgers	140	2,275	2,415	18	1991
18.	Matt Sherman	(-153)	2,546	2,393	15	1995
19.	Ricky Stanzi	(-31)	2,417	2,386	17	2009
20.	Nate Stanley	(-115)	2,437	2,322	26	2017
21.	Matt Rodgers	64	2,228	2,292	24	1990
22.	Jake Christensen	0	2,269	2,269	18	2007
23.	James Vandenberg	16	2,249	2,265	11	2012
24.	Nathan Chandler	138	2,040	2,178	24	2003
25.	Matt Rodgers	(-74)	2,222	2,148	14	1989
26.	Kyle McCann	78	2,028	2,106	19	2001
27.	Larry Lawrence	406	1,680	2,086	15	1969
28.	Gary Snook	(-18)	2,062	2,044	15	1964
29.	Ricky Stanzi	20	1,956	1,976	14	2008
30.	C.J. Beathard	(-13)	1,929	1,916	19	2016
31.	Paul Burmeister	(-257)	2,152	1,895	13	1993
	Shonn Greene	1,850	0	1,850	20	2008
33.	Chuck Long	121	1,678	1,799	15	1982
34.	Matt Sherman	(-186)	1,918	1,732	13	1996
35.	Tavian Banks	1,691	0	1,691	17	1997
36.	Jim Hartlieb	60	1,579	1,639	14	1992

*TDR -- touchdowns responsible for

Scoring (min. 70 points)

	Name	Points	TDs-PAT-FG	Year
1.	Shonn Greene	120	20-0-0	2008
	Nate Kaeding	120	0-57-21	2002
3.	Keith Duncan	119	0-32-29	2019
4.	Tavian Banks	114	19-0-0	1997
5.	Nate Kaeding	106	1-40-20	2003
6.	Rob Houghtlin	105	0-48-19	1985
7.	Rob Houghtlin	104	0-41-21	1987
8.	Miguel Recinos	98	0-47-17	2018
9.	Mark Weisman	96	16-0-0	2014
	Dennis Mosley	96	16-0-0	1979
11.	Marshall Koehn	95	0-47-16	2015
12.	Kyle Schlicher	94	0-43-17	2005
13.	Kyle Schlicher	92	0-29-21	2004
	Sedrick Shaw	92	15-1-0	1995
15.	Marcus Coker	90	15-0-0	2011
	Mike Meyer	89	0-41-16	2013
	Daniel Murray	89	0-32-19	2009
	Tom Nichol	89	0-41-16	2014
19.	Mike Meyer	86	0-44-14	2011
	Tom Nichol	86	0-44-14	1983
21.	Nate Kaeding	85	0-49-12	2001
	Nick Bell	84	14-0-0	1990
23.	Jeff Skillett	83	0-47-12	1990
24.	Rob Houghtlin	81	0-39-14	1986
25.	Akrum Wadley	78	13-0-0	2017
	Akrum Wadley	78	13-0-0	2016
	Jordan Canzeri	78	13-0-0	2015
	Mike Saunders	78	13-0-0	1991
29.	Miguel Recinos	77	0-44-11	2017
30.	Mike Meyer	76	0-25-17	2012

Interceptions (min. 6 interceptions)

	Name	No-Yards	Avg.	TDs	Year
1.	Josh Jackson	8-168	21.0	2	2017
	Desmond King	8-118	14.8	1	2015
	Lou King	8-62	7.8	0	1981
	Nile Kinnick	8-52	6.5	0	1939
5.	Kerry Burt	7-15	2.1	0	1987
	Jay Norvell	7-93	13.3	0	1985
	Steve Wilson	7-83	11.9	0	1967
8.	Tyler Sash	6-203	33.8	1	2009
	Jovon Johnson	6-81	13.5	0	2003
	Damien Robinson	6-99	16.5	0	1996
	Plez Atkins	6-96	16.2	2	1995
	Mike Stoops	6-154	25.7	0	1983
	Rod Sears	6-50	8.3	0	1976

Tackles (min. 115 tackles)

	Name	Total	Solo-Ast	Year
1.	Andre Jackson	171	83-88	1972
2.	Abdul Hodge	158	98-60	2005
3.	Chad Greenway	156	95-61	2005
4.	Pat Angerer	145	48-97	2009
5.	Abdul Hodge	141	84-57	2003
6.	Dave Clement	140	75-65	1970
	Jim Reilly	139	82-57	1988
	Dave Simms	139	84-55	1971
9.	Larry Station	138	81-57	1983
	Tom Rusk	138	105-33	1977
11.	Larry Station	137	85-52	1984
12.	Josey Jewell	136	69-67	2017
13.	Matt Hughes	136	92-44	1996
14.	Bobby Diaco	134	62-72	1995
15.	Brad Quast	133	78-55	1988
16.	Chad Greenway	132	78-54	2003
17.	Mike Dailey	131	82-49	1993
18.	Dave Brooks	130	75-55	1970
19.	Mike Klinkenborg	129	61-68	2006
	George Davis	129	82-47	1986
	Larry Station	129	91-38	1985
22.	Dan LaFleur	127	75-52	1973
23.	Josey Jewell	126	62-64	2015
	Vernon Rollins	126	77-49	1996
	Dave Haight	126	81-45	1987
	Andre Jackson	126	83-43	1975
	Mel Cole	125	72-53	1980
28.	Josey Jewell	124	58-66	2016
	Anthony Hitchens	124	56-68	2012
	Rod Barnhart	124	70-54	1967
31.	Mike Humpal	123	46-77	2007
32.	Bob Sanders	122	78-44	2001
	Mike Phillips	119	77-42	1968
34.	Dave Simms	117	63-54	1972
35.	Cole Fisher	116	60-56	2015
	Abdul Hodge	116	79-37	2004
	Fred Barr	116	73-43	2001
	Bobby Diaco	116	67-49	1994
	Melvin Foster	116	38-78	1989
40.	Dan LaFleur	115	74-41	1974

Rushing (min. 1,000 yards)

Name	Att-Yards	Avg.	TDs	Years
1. Sedrick Shaw	837-4,156	5.0	33	1993-96
2. Ladell Betts	831-3,686	4.4	25	1998-01
3. Albert Young	660-3,173	4.8	23	2004-07
4. Tavian Banks	505-2,977	5.9	33	1994-97
5. Akrum Wadley	536-2,872	5.4	28	2014-17
6. Fred Russell	514-2,760	5.4	17	2001-03
7. Mark Weisman	599-2,602	4.3	32	2012-14
8. Tony Stewart	532-2,562	4.8	17	1987-90
9. Owen Gill	489-2,556	5.2	22	1981-84
10. Ronnie Harmon	443-2,271	5.1	22	1982-85
11. Shonn Greene	376-2,228	5.9	22	2005-06, 08
12. Eddie Phillips	465-2,177	4.7	19	1980-83
13. Dennis Mosley	458-2,133	4.6	14	1976-79
14. Jordan Canzeri	390-2,073	5.3	14	2011, 2013-15
15. Marcus Coker	395-2,006	5.1	18	2010-2011
16. Levi Mitchell	425-1,927	4.5	10	1969-71
17. LeShun Daniels, Jr.	408-1,888	4.6	19	2013-2016
18. Adam Robinson	384-1,775	4.6	15	2009-10
19. Nick Bell	311-1,748	5.6	18	1988-90
20. Mekhi Sargent	354-1,740	4.9	20	2018-20
21. Ed Podolak	407-1,710	4.2	14	1966-68
22. Bill Reichardt	384-1,665	4.3	6	1949-51
23. Jim Jensen	367-1,661	4.5	9	1972-75
24. David Hudson	340-1,629	4.8	24	1985-88
25. Tim Sullivan	357-1,584	4.4	15	1967-70
26. Rick Bayless	317-1,561	4.9	13	1984-87
27. Damian Sims	279-1,504	5.4	13	2004-07
28. Mike Saunders	309-1,476	4.8	16	1988-91
29. Ryan Terry	293-1,443	4.9	12	1992-94
30. Tyler Goodson	277-1,400	5.1	12	2019-pr.
31. Silas McKinnie	254-1,390	5.5	10	1965-67
32. Eddie Vincent	227-1,373	6.0	11	1953-55
33. Larry Ferguson	215-1,297	6.0	10	1959-62
34. Toren Young	262-1,262	4.8	8	2017-19
35. Jerry Faske	223-1,240	5.6	9	1948-50
36. Jon Lazar	304-1,225	4.0	7	1975-78
37. Kevin Harmon	243-1,151	4.7	12	1984-87
38. Jermelle Lewis	226-1,150	5.1	10	2002-04
39. Bill Green	299-1,135	3.8	13	1939-41
40. Norm Granger	203-1,099	5.4	5	1980-83
41. Lew Montgomery	266-1,093	4.1	17	1989-92
42. Damon Bullock	290-1,074	3.7	4	2011-14
43. Marvin Lampkin	256-1,066	4.2	5	1989-92
44. Phil Blatcher	213-1,061	5.0	10	1978-81
Butch Caldwell	330-1,061	3.2	12	1972-76
46. George Rice	238-1,050	4.4	12	1951-53
47. George Broeder	256-1,025	4.0	7	1951-54
48. Bob Jeter	171-1,016	5.9	7	1957-59
49. Ray Jauch	177-1,010	5.7	6	1957-59
50. Mark Fetter	242-1,006	4.2	6	1972-75

NOTE: Players listed in boldface are current players.

Total Offense (min. 2,500 yards)

Name	Rush	Pass	Yards	Years
1. Chuck Long	(-207)	10,461	10,254	1981-85
2. Drew Tate	135	8,292	8,427	2003-06
3. Nate Stanley	(-104)	8,302	8,198	2016-19
4. Ricky Stanzi	(-4)	7,377	7,373	2007-10
5. Matt Rodgers	130	6,725	6,855	1988-81
6. Chuck Hartlieb	(-364)	6,934	6,570	1986-88
7. C.J. Beathard	429	5,562	5,991	2013-16
8. Matt Sherman	(-451)	6,399	5,948	1994-97
9. James Vandenberg	67	5,786	5,853	2009-12
10. Jake Rudock	394	4,819	5,213	2012-14
11. Kyle McCann	(-134)	4,349	4,215	1998-01
12. Sedrick Shaw	4,156	0	4,156	1993-96
13. Ed Podolak	1,710	2,316	4,026	1966-68
14. Gary Snook	79	3,738	3,817	1963-65
15. Brad Banks	574	3,155	3,729	2001-02
16. Ladell Betts	3,686	23	3,709	1998-01
17. Larry Lawrence	567	2,987	3,554	1968-69
18. Jake Christensen	27	2,950	2,977	2006-08
Tavian Banks	2,977	0	2,977	1994-97
20. Randy Duncan	104	2,615	2,719	1956-58
21. Butch Caldwell	1,061	1,651	2,712	1972-76
22. Scott Mullen	84	2,625	2,709	1997-00
23. Paul Burmeister	(-265)	2,943	2,678	1991-93
24. Tony Stewart	2,562	8	2,570	1987-90
25. Owen Gill	2,556	0	2,556	1981-84

Passing (min. 2,000 yards)

Name	Comp-Att	Pct.	Yards	TDs	Years
1. Chuck Long	782-1,203	.650	10,461	74	1981-85
2. Nate Stanley	673-1,155	.583	8,302	68	2016-19
3. Drew Tate	665-1,090	.610	8,292	61	2003-06
4. Ricky Stanzi	542-907	.598	7,377	56	2007-10
5. Chuck Hartlieb	512-802	.638	6,934	37	1986-88
6. Matt Rodgers	550-905	.608	6,725	41	1988-91
7. Matt Sherman	448-776	.577	6,399	43	1994-97
8. James Vandenberg	507-888	.571	5,786	35	2009-12
9. C.J. Beathard	454-782	.581	5,562	40	2013-16
10. Jake Rudock	417-691	.604	4,819	34	2012-14
11. Kyle McCann	357-603	.592	4,349	23	1998-01
12. Gary Snook	280-631	.443	3,738	20	1963-65
13. Brad Banks	213-362	.588	3,155	30	2001-02
14. Larry Lawrence	201-395	.509	2,987	17	1968-69
15. Jake Christensen	257-468	.549	2,950	21	2006-08
16. Paul Burmeister	242-419	.578	2,943	16	1990-93
17. Scott Mullen	229-428	.535	2,625	11	1997-00
18. Randy Duncan	186-328	.564	2,615	23	1956-58
19. Ed Podolak	172-398	.432	2,316	8	1966-68
20. Nathan Chandler	177-327	.541	2,201	19	2002-03
21. Phil Suess	175-325	.538	2,196	12	1977-80
22. Jim Hartlieb	181-291	.622	2,064	17	1989-92
23. Matt Szykowny	155-290	.534	2,038	14	1960-62
24. Randy Reiners	142-279	.509	2,008	16	1996-99

All-Purpose Yards (min. 2,500 yards)

Name	Rush	Rec	PR	KR	Total	Year
1. Sedrick Shaw	4,225	438	0	380	5,043	1993-96
2. Ronnie Harmon	2,271	2,045	7	662	4,985	1982-85
3. Tim Dwight	322	2,271	1,102	1,195	4,890	1994-97
4. Ladell Betts	3,686	702	0	9	4,397	1998-01
5. D. Jn-Koulianos	65	2,616	0	1,575	4,256	2007-10
6. Tavian Banks	2,977	388	5	785	4,155	1994-97
7. Albert Young	3,173	703	0	245	4,121	2004-07
8. Kahlil Hill	9	1,892	556	1,509	3,966	1998-01
9. Akrum Wadley	2,872	761	0	271	3,904	2014-17
10. I. Smith-Marsette	274	1,615	0	1,520	3,409	2017-20
11. Danan Hughes	(-3)	2,216	0	1,161	3,374	1989-92
12. Tony Stewart	2,562	387	0	399	3,348	1991-94
13. Harold Jasper	0	1,863	532	938	3,333	1991-94
14. Levi Mitchell	1,927	459	0	881	3,267	1969-71
15. Fred Russell	2,760	45	0	337	3,142	2001-03
16. Owen Gill	2,544	475	0	0	3,019	1981-84
17. Marvin McNutt, Jr.	63	2,861	0	0	2,924	2008-11
18. Jordan Canzeri	2,073	420	0	258	2,751	2011, 13-15
19. Dennis Mosley	2,133	339	0	278	2,750	1976-79
20. Eddie Phillips	2,177	430	13	39	2,659	1980-83

Receiving (min. 1,000 yards)

Name	No-Yards	Avg.	TDs	Years
1. Marvin McNutt, Jr.	170-2,861	16.8	28	2008-2011
2. D. Johnson-Koulianos	173-2,616	15.1	17	2007-10
3. Tim Dwight	139-2,271	16.3	21	1994-97
4. Danan Hughes	146-2,216	15.2	21	1989-92
5. Ronnie Harmon	146-2,045	14.0	10	1982-85
6. Kevin Kasper	157-1,974	12.6	11	1997-00
7. Dave Moritz	109-1,912	17.5	9	1980-83
8. Kahlil Hill	152-1,892	12.4	15	1998-01
9. Clinton Solomon	118-1,864	15.8	14	2002, 2004-05
10. Harold Jasper	107-1,863	17.4	8	1991-94
11. Quinn Early	106-1,845	17.4	13	1984-87
12. Marv Cook	126-1,825	14.5	6	1986-88
13. Kevonte Martin-Manley	174-1,799	10.3	12	2011-14
14. Travis Watkins	108-1,765	16.3	10	1986-89
15. Bill Happel	112-1,685	15.0	10	1982-85
16. Matt VandeBerg	134-1,686	12.6	10	2013-17
17. Al Bream	114-1,642	14.4	7	1966-68
18. Ihmir Smith-Marsette	110-1,615	14.7	14	2017-20
19. Ed Hinkel	135-1,588	11.8	15	2002-05
20. Maurice Brown	84-1,515	18.0	15	2000-03
21. Tevaun Smith	102-1,500	14.7	7	2012-15
22. Karl Noonan	102-1,478	14.5	4	1963-65
23. Keenan Davis	112-1,470	13.1	7	2009-12
24. Scott Chandler	117-1,467	12.5	10	2003-06
25. Robert Smith	69-1,438	20.8	16	1983-86
26. Andy Brodell	91-1,395	15.3	9	2005-08
27. Keith Chappelle	86-1,377	16.0	9	1979-80
28. Kerry Reardon	81-1,361	16.8	11	1968-70
29. Dallas Clark	81-1,281	15.8	8	2001-02
30. Bill Schultz	57-1,272	22.3	9	1973-76
31. Scott Slutzker	95-1,261	13.3	5	1992-95
32. Alan Cross	96-1,259	13.1	8	1989-92
33. Mike Flagg	86-1,187	13.8	13	1984-87
34. Deven Harberts	66-1,170	17.7	8	1987-88
35. Jon Fillion	80-1,164	14.6	3	1988-91
36. Scott Helverson	84-1,149	13.7	13	1983-86
37. Jim Gibbons	69-1,099	15.9	11	1955-57
38. Noah Fant	78-1,083	13.9	19	2016-18
39. T.J. Hockenson	73-1,080	14.8	9	2017-18
40. Barry Crees	66-1,069	16.2	2	1966-68

Receiving (min. 1,000 yards) - Continued

Name	No-Yards	Avg.	TDs	Years
41. Brandon Smith	91-1,046	11.5	9	2017-20
42. Cloyd Webb	61-1,029	16.9	10	1961-63
43. Nick Easley	103-1,024	9.9	9	2017-18

Scoring (min. 100 points)

Name	Points	TDs-PAT-FG	Years
1. Nate Kaeding	373	1-166-67	2000-03
2. Mike Meyer	324	0-141-61	2010-13
3. Rob Houghtlin	290	0-128-54	1985-87
4. Tom Nichol	277	0-142-45	1981-84
5. Kyle Schlicher	260	0-107-51	2004-06
6. Keith Duncan	252	0-96-52	2016-20
7. Tavian Banks	218	36-1-0	1994-97
Zach Bromert	218	0-140-26	1995-98
9. Sedrick Shaw	214	35-2-0	1993-96
Jeff Skillett	214	0-112-34	1988-91
11. Akrum Wadley	210	35-0-0	2014-17
12. Mark Weisman	198	33-0-0	2011-14
13. Tim Dwight	192	32-0-0	1994-97
Ronnie Harmon	192	32-0-0	1982-85
15. Miguel Recinos	180	0-93-29	2015-18
16. Marshall Koehn	170	0-86-28	2012-15
17. David Hudson	166	27-2-0	1985-88
18. Marvin McNutt, Jr.	168	28-0-0	2008-11
19. Ladell Betts	162	27-0-0	1998-01
20. Daniel Murray	158	0-59-33	2007-10
21. Albert Young	150	25-0-0	2004-07
22. Mike Saunders	144	24-0-0	1988-91
Nick Bell	132	22-0-0	1988-90
Owen Gill	132	22-0-0	1981-84
25. Danan Hughes	128	21-1-0	1989-92
26. Mekhi Sargent	126	21-0-0	2018-20
George Rice	126	21-0-0	1951-53
28. Ihmir Smith-Marsette	120	20-0-0	2017-20
Eddie Phillips	120	20-0-0	1980-83
30. Jordan Canzeri	119	17-0-0	2011, 13-15
31. LeShun Daniels, Jr.	116	19-1-0	2013-16
32. D. Johnson-Koulianos	114	19-0-0	2007-10
Shonn Greene	114	19-0-0	2005-06, 08
Kahlil Hill	114	19-0-0	1998-01
Tony Stewart	114	19-0-0	1987-90
36. Dennis Mosley	108	18-0-0	1976-79
Marcus Coker	108	18-0-0	2010-11
38. Nick Quartaro	106	0-55-17	1974-76
39. Ed Hinkel	102	17-0-0	2002-05
Fred Russell	102	17-0-0	2000-03
Lew Montgomery	102	17-0-0	1989-92
Robert Smith	102	17-0-0	1983-86
43. Wilburn Hollis	100	16-2-0	1959-61

Interceptions (min. 8 interceptions)

Name	No-Yards	Avg.	TDs	Years
1. Devon Mitchell	18-202	11.2	0	1982-85
Nile Kinnick	18-91	5.0	0	1937-39
3. Jovon Johnson	17-183	10.8	1	2002-05
4. Desmond King	14-231	16.5	3	2013-16
Damien Robinson	14-196	14.0	0	1993-96
6. Tyler Sash	13-392	30.2	1	2008-10
7. Brett Greenwood	12-83	6.9	0	2007-10
Steve Wilson	12-118	9.8	0	1966-68
Plez Atkins	11-153	13.9	2	1994-97
Brad Quast	11-217	19.7	1	1986-89
11. Tom Knight	10-237	23.7	3	1993-96
Merton Hanks	10-78	7.8	0	1987-90
Kerry Burt	10-46	4.6	0	1984-87
Lou King	10-90	9.0	0	1978-81
15. Mike Stoops	9-194	21.6	0	1981-84
Scott Plate	9-60	6.7	0	1990-93
Rod Sears	9-166	18.4	1	1975-77
Craig Clemons	9-23	2.6	0	1969-71
19. Josh Jackson	8-168	21.0	2	2015-17
Micah Hyde	8-142	17.8	2	2009-12
Antwan Allen	8-78	9.8	0	2002-05
Tarig Holman	8-36	4.5	0	1996-99
Jason Olejniczak	8-43	5.4	1	1990-93
Nate Creer	8-60	7.5	0	1982-85
Bobby Stoops	8-80	10.0	0	1979-82
Jim Caldwell	8-68	8.5	0	1973-76
Rick Penney	8-100	12.5	0	1972-75

Tackles (min. 200 tackles)

Name	Total	Solo	Ast.	Years
1. Larry Station	492	308	184	1982-85
2. Andre Jackson	465	275	190	1972-75
3. Abdul Hodge	453	289	164	2002-05
4. Josey Jewell	437	211	226	2014-17
5. Brad Quast	435	234	201	1986-89
6. Chad Greenway	416	252	164	2002-05
7. James Morris	400	180	220	2010-13
8. Fred Barr	376	217	159	1999-02
9. Tom Rusk	361	247	114	1975-78
10. Matt Hughes	354	206	148	1995-98
11. Bob Sanders	348	235	113	2000-03
12. Dave Haight	346	213	133	1985-88
13. Aaron Kampman	342	209	133	1998-01
14. Melvin Foster	337	155	182	1987-90
15. Bobby Diaco	334	175	159	1992-95
16. George Davis	330	216	114	1983-86
17. Christian Kirksey	315	151	164	2010-13
18. Mike Wells	313	185	128	1990-93
Damien Robinson	291	183	108	1993-96
20. Jason Olejniczak	275	176	99	1990-93
21. Todd Simonsen	272	152	120	1979-81
22. Anthony Hitchens	270	125	145	2010-13
Rick Penney	270	178	92	1972-75
24. Jeremiha Hunter	269	87	182	2007-10
25. Pat Dean	266	170	96	1978-81
26. Rod Barnhart	264	165	99	1967-69
27. Desmond King	263	174	89	2013-16
28. John Derby	262	151	111	1988-91
29. Craig Clemons	261	182	79	1969-71
30. Jared DeVries	260	164	96	1995-98
31. Dave Simms	256	147	109	1971-72
32. Dave Bryant	253	181	72	1972-75

Tackles (min. 200 tackles) - Continued

Name	Total	Solo	Ast.	Years
33. Pat Angerer	248	87	161	2006-09
Merton Hanks	248	166	82	1987-90
35. Dan LaFleur	247	152	95	1972-74
36. Jim Johnson	245	145	100	1987-90
37. Mel Cole	244	144	100	1978-81
38. Leven Weiss	240	158	82	1976-79
39. Micah Hyde	237	153	84	2009-12
Vernon Rollins	237	128	109	1995-97
41. Antwan Allen	235	174	61	2002-05
Kevin Spitzig	235	146	89	1980-84
43. Bo Bower	234	106	128	2014-17
Matt Kroul	234	84	150	2005-08
45. Dave Brooks	232	134	98	1969-70
John Harty	232	136	96	1977-80
47. Mark Bortz	231	126	105	1979-82
48. Bobby Stoops	230	129	101	1979-82
49. Brett Greenwood	229	117	112	2007-10
Roger Meyer	229	140	89	1998-01
51. Mitch King	228	123	105	2005-08
52. Mike Klinkenborg	224	104	120	2004-07
53. Tanner Miller	222	118	104	2010-13
Matt Bowen	222	142	80	1996-99
55. A.J. Edds	221	72	149	2006-09
Earl Douthitt	221	148	73	1972-74
57. Layne McDowell	220	136	84	1968-70
58. Matt Hilliard	219	126	93	1990-93
59. Tyler Sash	217	109	108	2008-10
60. Shanty Burks	215	151	64	1973-77
61. Colin Cole	213	138	75	1999-02
62. Jeff Drost	212	137	75	1983-86
63. Parker Wildeman	211	122	89	1991-94
64. Eddie Polly	209	120	89	1988-915
Jim Reilly	209	129	80	1985-88
66. Ed Miles	207	119	88	2003-06
Brian Wise	207	136	71	1988-91
68. Jon LaFleur	206	119	87	1994-97
69. Leroy Smith	203	141	62	1988-91
70. Miguel Merrick	202	142	60	2003-06
Mike Dailey	202	124	78	1990-93
72. Ben Niemann	201	109	92	2014-17
73. Jordan Lomax	200	98	102	2012-15
Larry Blue	200	129	71	1989-93
Mike Dolezal	200	113	87	1998-01

NOTE: Players listed in boldface are current players.

Rushing Offense

	Opponent	Att-Yds	TD	Date
1.	Minnesota	47-517	7	11-19-1983
2.	Washington State	65-464	6	9-27-1969
3.	Cincinnati	67-455	9	9-15-1990
4.	Wisconsin	69-439	5	11-8-1975
5.	Northwestern	49-431	6	11-9-1968
6.	California	55-429	5	1-1-1959
7.	Notre Dame	45-409	6	11-24-1956
8.	Tulsa	51-408	4	9-13-1997
9.	Michigan State	63-397	3	11-21-1981
10.	Washington State	51-396	7	10-3-1953

Passing Offense

	Opponent	Co-Att	Yds	TD	Date
1.	Northwestern	32-44	584	7	11-7-1987
2.	Northwestern	28-43	575	5	10-8-1983
3.	Indiana	44-62	558	3	10-29-1988
4.	Texas	30-40	469	6	12-26-1984
5.	Purdue	20-29	438	4	10-13-1984
6.	N.C. State	30-51	428	3	12-31-1988
7.	Indiana	36-61	426	0	10-23-1999
8.	Indiana	25-39	409	3	10-29-1983
9.	Northwestern	19-26	399	6	10-26-1985
10.	Pittsburgh	31-48	399	3	9-17-2011

Total Offense

	Opponent	Rush-Pass	Total	Date
1.	Northwestern	138-575	713	10-8-1983
2.	Washington State	464-232	696	9-27-1969
3.	Northwestern	90-584	674	11-7-1987
4.	Cincinnati	455-207	662	9-15-1990
5.	Northern Iowa	379-279	658	9-6-1997
	Indiana	249-409	658	10-29-1983
7.	Minnesota	517-139	656	11-19-1983
8.	Utah State	320-328	648	9-28-1957
9.	Middle Tennessee	351-293	644	9-28-2019
10.	Northwestern	431-208	639	11-9-1968
11.	Tulsa	408-217	625	9-13-1997

Scoring Offense

	Opponent	Score	Date
1.	Northern Iowa	95-0	10-3-1914
2.	Coe	92-0	10-10-1908
3.	Iowa Wesleyan	91-0	11-1-1890
4.	Cornell	88-0	10-1-1904
5.	Northwestern	78-6	10-29-1913
6.	Cornell	76-0	10-15-1913
7.	Des Moines	72-0	11-11-1905
8.	Utah State	70-14	9-28-1957
9.	Texas El Paso	69-7	9-27-1986
	Grinnell	69-0	11-12-1904

Rushing Defense

	Opponent	Att-Yds	TD	Date
1.	Purdue	17-(73)	0	11-18-1989
2.	Drake	27-(36)	0	9-14-1985
3.	Texas El Paso	29-(30)	0	9-27-1986
	Indiana	28-(30)	0	10-12-1957
5.	Purdue	21-(22)	1	11-17-1990
6.	Kansas State	31-(21)	0	9-29-1951
7.	Wisconsin	20-(18)	1	11-18-1995
8.	Kent State	19-(13)	0	9-4-2004
	Indiana	27-(13)	0	11-7-1992
10.	Iowa State	30-(11)	0	9-6-1997
	Iowa State	30-(11)	0	9-13-1986

Passing Defense

	Opponent	Co-Att	Yds	Int	Date
1.	Notre Dame	1-8	(7)	3	10-23-1948
2.	Minnesota	0-4	0	0	10-21-1972
	Purdue	0-3	0	1	10-26-1968
	Ohio State	0-3	0	0	11-12-1955
	Kansas State	0-8	0	2	9-24-1955
	Nebraska	2-6	0	2	11-24-1945
	Wisconsin	0-5	0	1	11-3-1945
	Notre Dame	0-1	0	0	10-27-1945
	Great Lakes	0-4	0	0	10-3-1942
	Michigan	0-4	0	0	10-4-1941

Total Defense

	Opponent	Rush-Pass	Total	Date
1.	Northwestern	19-30	49	10-6-1984
2.	Kansas State	67-0	67	9-24-1955
3.	Kansas State	(21)-89	68	9-29-1951
4.	Cincinnati	23-46	69	9-15-1990
5.	N. Dakota St.	40-36	76	9-21-1946
6.	Northwestern	6-72	78	10-3-1981
	Hawaii	67-11	78	10-20-1956
8.	Wisconsin	36-46	82	10-12-1991
9.	Kansas State	11-70	81	10-31-1959
	Minnesota	59-22	81	11-14-1953

Scoring Defense

0, on 55 occasions (last at Northwestern, 10/26/2019)

Rushing Offense

	Year	G	Att-Yards	TDs	Avg/G
1.	1960	9	439 2,284	29	253.8
2.	1968	10	530 2,528	32	252.8
3.	1957	9	453 2,170	27	241.1
4.	1959	9	440 2,151	24	239.0
5.	1953	9	456 2,147	21	238.6
6.	1954	9	442 2,083	25	231.4
7.	1990	12	577 2,699	38	224.9
8.	1994	11	474-2,431	26	221.0
9.	1975	11	559 2,406	18	218.7
10.	1997	12	552-2,604	25	217.0

Passing Offense

	Year	G	Co-Att	Yards	Avg/G
1.	1985	12	276 420	3,611	300.9
2.	1987	13	276 448	3,796	292.0
3.	1988	13	290 470	3,752	288.6
4.	1983	12	194 346	3,239	269.9
5.	2005	12	245-404	3,093	257.8
6.	2004	12	239-385	2,881	240.1
7.	2006	13	248-423	3,118	239.8
8.	2014	13	265-437	3,081	237.0
9.	1964	9	154 321	2,125	236.1
10.	1984	13	226 348	3,053	234.8
	2011	13	240-412	3,052	234.8

Total Offense

	Year	G	Rush-Pass	Total	Avg/G
1.	1983	12	2,408 3,239	5,647	470.6
2.	1985	12	1,896 3,611	5,507	458.9
3.	1968	10	2,528 1,876	4,404	440.4
4.	2005	12	2,096-3,093	5,189	432.4
5.	1990	12	2,699 2,456	5,155	429.6
	1987	13	1,789 3,796	5,585	429.6
7.	2002	13	2,784-2,734	5,518	424.5
8.	1969	10	2,155 2,088	4,243	424.3
9.	1988	13	1,741 3,752	5,493	422.5
10.	1995	12	2,398-2,613	5,011	417.6

Scoring Offense (since 1940)

	Year	G	Pts	Avg/G
1.	2002	13	484	37.2
2.	1985	12	440	36.7
3.	1990	12	427	35.6
4.	1997	12	411	34.3
5.	2001	12	391	32.6
	1986	12	391	32.6
7.	1968	10	322	32.2
8.	2020	8	254	31.8
9.	1983	12	380	31.7
10.	2018	13	405	31.2

Rushing Defense

	Year	G	Att-Yards	TDs	Avg/G
1.	1981	12	421-956	7	79.7
2.	2002	13	416-1065	17	81.9
3.	2004	12	392-1,110	8	92.5
4.	2003	13	480-1,205	10	92.7
5.	2008	12	383-1,179	7	98.2
6.	1984	13	474-1,308	7	100.6
7.	2010	13	407-1,320	13	101.5
8.	1986	12	461-1,246	9	103.8
9.	2020	8	303-861	8	107.6
10.	2018	13	435-1,424	9	109.5

Passing Defense

	Year	G	Co-Att	Yards	Avg/G
1.	1973	11	48-107	716	65.1
2.	1946	9	47-106	490	65.5
3.	1974	11	50-130	723	65.7
4.	1947	9	54-135	626	69.6
5.	1948	9	44-115	780	86.7
6.	1972	11	78-172	989	89.9
7.	1960	9	71-149	827	91.9
8.	1961	9	59-154	858	95.3
9.	1956	10	74-153	913	101.4
10.	1976	11	90-204	1,151	104.6

Total Defense

	Year	G	Rush-Pass	Total	Avg/G
1.	1946	9	1,217-590	1,806	200.7
2.	1957	9	1,014-967	1,981	220.1
3.	1956	10	1,285-783	2,068	229.8
4.	1981	12	956-1,834	2,790	232.5
5.	1959	9	1,037-1,098	2,135	237.2
6.	1953	9	1,050-1,208	2,528	250.9
7.	1960	9	1,492-827	2,319	257.7
8.	1950	9	1,242-1,107	2,349	261.0
9.	1961	9	1,493-858	2,351	261.2
10.	1962	9	1,308-1,057	2,365	262.8

Scoring Defense (since 1940)

	Year	G	Pts	Avg/G
1.	1956	10	84	8.4
2.	1953	9	91	10.1
3.	1946	9	92	10.2
4.	1959	9	100	11.1
5.	1960	9	108	12.0
6.	1940	8	98	12.3
	1941	8	99	12.3
8.	1957	9	112	12.4
9.	2008	13	169	13.0
	1981	12	157	13.0

Rushing
(ranked according to net yards gained)

Year	Player	Att-Yds	TDs
1933	Dick Crayne	161-655	7
1934	Dick Crayne	128-432	7
1935	Ozzie Simmons	113-580	5
1936	Ozzie Simmons	98-592	5
1937	Nile Kinnick	95-214	2
1938	Jerry Niles	51-176	2
1939	Nile Kinnick	106-374	5
1940	Bill Green	115-483	5
1941	Bill Green	114-420	5
1942	Charles Uknes	84-445	4
1943	Bill Gallagher	72-314	2
1944	Bill Kersten	106-301	1
1945	Arthur Johnson	65-290	2
1946	Bob Smith	109-503	4
1947	Bob Smith	110-395	5
1948	Jerry Faske	73-491	2
1949	Ralph Doran	53-342	4
1950	Bill Reichardt	138-585	0
1951	Bill Reichardt	178-737	2
1952	George Broeder	86-311	3
1953	George Broeder	96-410	3
1954	Eddie Vincent	95-618	5
1955	Eddie Vincent	73-381	5
1956	Ken Ploen	86-487	6
1957	Collins Hagler	67-456	3
1958	Ray Jauch	76-524	2
1959	Bob Jeter	108-609	4
1960	Larry Ferguson	90-665	6
1961	Bill Perkins	62-380	2
1962	Larry Ferguson	113-547	3
1963	Bobby Grier	98-406	0
1964	Dalton Kimble	68-284	6
1965	Silas McKinnie	89-286	0
1966	Silas McKinnie	124-516	1
1967	Silas McKinnie	166-588	9
1968	Ed Podolak	154-937	8
1969	Steve Penney	102-484	1
1970	Levi Mitchell	205-900	3
1971	Levi Mitchell	149-623	3
1972	Dave Harris	136-621	4
1973	Jim Jensen	111-509	5
1974	Jim Jensen	163-659	1
1975	Dave Schick	90-482	2
1976	Jon Lazar	95-392	3
1977	Jon Lazar	100-411	3
1978	Jon Lazar	108-423	1
1979	Dennis Mosley	270-1,267	12
1980	Jeff Brown	132-673	1
1981	Phil Blatcher	145-708	8
1982	Eddie Phillips	166-806	5
1983	Owen Gill	129-798	10
1984	Owen Gill	199-920	4
1985	Ronnie Harmon	223-1,166	9
1986	Rick Bayless	216-1,150	10
1987	Kevin Harmon	151-715	6
1988	Tony Stewart	215-1,036	8
1989	Nick Bell	117-603	4
1990	Nick Bell	166-1,009	12
1991	Mike Saunders	216-1,022	10
1992	Marvin Lampkin	171-653	2
1993	Ryan Terry	157-664	5
1994	Sedrick Shaw	170-1,002	7

Year	Player	Att-Yds	TDs
1995	Sedrick Shaw	316-1,477	15
1996	Sedrick Shaw	224-1,116	9
1997	Tavian Banks	260-1,691	17
1998	Ladell Betts	188-679	5
1999	Ladell Betts	189-857	5
2000	Ladell Betts	232-1,090	5
2001	Ladell Betts	222-1,060	10
2002	Fred Russell	220-1,264	9
2003	Fred Russell	282-1,355	7
2004	Sam Brownlee	94-227	0
2005	Albert Young	249-1,334	8
2006	Albert Young	178-779	7
2007	Albert Young	206-968	6
2008	Shonn Greene	307-1,850	20
2009	Adam Robinson	181-834	5
2010	Adam Robinson	203-941	10
2011	Marcus Coker	281-1,384	15
2012	Mark Weisman	159-815	8
2013	Mark Weisman	227-975	8
2014	Mark Weisman	213-812	16
2015	Jordan Canzeri	183-984	12
2016	Akrum Wadley	168-1081	10
2017	Akrum Wadley	252-1,109	10
2018	Mekhi Sargent	159-745	9
2019	Tyler Goodson	134-638	5
2020	Tyler Goodson	143-762	7

Passing
(ranked according to yards gained)

Year	Player	Com-Att	Yds
1943	Roger Stephens	12	231
1944	Dick Woodard	11	128
1945	Jerry Niles	63	889
1946	Emlen Tunnell	28-58	228
1947	Al DiMarco	49-100	644
1948	Al DiMarco	64-161	1,105
1949	Glenn Drahn	51-145	735
1950	Glenn Drahn	55-168	835
1951	Burt Britzmann	68-150	942
1952	Burt Britzmann	37-94	515
1953	Lou Matykwicz	18-44	234
1954	Jerry Reichow	34-73	386
1955	Jerry Reichow	48-88	722
1956	Ken Ploen	33-64	386
1957	Randy Duncan	70-119	1,124
1958	Randy Duncan	106-179	1,397
1959	Olen Treadway	86-147	1,014
1960	Wilburn Hollis	22-62	289
1961	Matt Szykowny	79-120	1,078
1962	Matt Szykowny	59-115	737
1963	Gary Snook	34-90	667
1964	Gary Snook	151-311	2,062
1965	Gary Snook	95-230	1,009
1966	Ed Podolak	77-191	1,041
1967	Ed Podolak	79-162	1,014
1968	Larry Lawrence	88-156	1,307
1969	Larry Lawrence	113-239	1,680
1970	Roy Bash	32-70	473
1971	Frank Sunderman	109-235	1,297
1972	Kyle Skogman	24-57	356
1973	Butch Caldwell	36-99	549
1974	Rob Fick	79-165	1,059
1975	Tom McLaughlin	23-87	358
1976	Butch Caldwell	37-101	616

Year	Player	Com-Att	Yds
1977	Tom McLaughlin	78-152	1,081
1978	Jeff Green	41-103	556
1979	Phil Suess	88-159	1,165
1980	Phil Suess	87-166	1,031
1981	Gordy Bohannon	72-142	999
1982	Chuck Long	148-227	1,678
1983	Chuck Long	157-265	2,601
1984	Chuck Long	216-322	2,871
1985	Chuck Long	260-388	3,297
1986	Mark Vlasic	108-180	1,456
1987	Chuck Hartlieb	217-334	3,092
1988	Chuck Hartlieb	288-460	3,738
1989	Matt Rodgers	178-312	2,222
1990	Matt Rodgers	187-310	2,228
1991	Matt Rodgers	185-283	2,275
1992	Jim Hartlieb	144-226	1,579
1993	Paul Burmeister	184-309	2,152
1994	Ryan Driscoll	78-154	1,018
1995	Matt Sherman	170-295	2,546
1996	Matt Sherman	154-264	1,918
1997	Matt Sherman	82-158	1,199
1998	Kyle McCann	86-159	1,179
1999	Scott Mullen	126-226	1,415
2000	Scott Mullen	74-141	877
2001	Kyle McCann	167-252	2,028
2002	Brad Banks	170-294	2,573
2003	Nathan Chandler	165-307	2,040
2004	Drew Tate	233-375	2,786
2005	Drew Tate	219-352	2,828
2006	Drew Tate	207-352	2,623
2007	Jake Christensen	198-370	2,269
2008	Ricky Stanzi	150-254	1,956
2009	Ricky Stanzi	171-304	2,417
2010	Ricky Stanzi	221-345	3,004
2011	James Vandenberg	237-404	3,022
2012	James Vandenberg	223-389	2,249
2013	Jake Rudock	204-306	2,383
2014	Jake Rudock	213-345	2,436
2015	C.J. Beathard	223-362	2,809
2016	C.J. Beathard	170-301	1,929
2017	Nate Stanley	196-351	2,437
2018	Nate Stanley	235-396	2,852
2019	Nate Stanley	237-399	2,951
2020	Spencer Petras	140-245	1,569

Receiving
(ranked according to yards gained)

Year	Player	No-Yds	TDs
1943	Bill Barbour	10-179	1
1944	John Stewart	7-46	1
1945	Harold Loehlein	11-165	1
1946	Dick Hoerner	6-72	0
1947	Emlen Tunnell	12-262	4
1948	Bob McKenzie	22-382	0
1949	Bob McKenzie	22-313	5
1950	Bill Reichardt	11-95	0
1951	Fred Ruck	25-274	2
1952	Dan McBride	29-448	3
1953	Frank Gilliam	12-71	2
1954	Frank Gilliam	15-223	1
1955	Jim Gibbons	16-257	3

Note: Players listed in boldface are current players.

Receiving - Continued

(ranked according to yards gained)

Year	Player	TD-FG-PAT	Pts
1956	Jim Gibbons	17-255	4
1957	Jim Gibbons	36-587	4
1958	Don Norton	25-374	4
1959	Don Norton	30-428	4
1960	Felton Rogers	8-96	0
1961	Cloyd Webb	25-425	4
1962	Paul Krause	16-214	1
1963	Cloyd Webb	24-424	4
1964	Karl Noonan	59-933	4
1965	Karl Noonan	43-545	0
1966	Al Bream	30-418	1
1967	Al Bream	55-703	5
1968	Ray Manning	35-426	5
1969	Kerry Reardon	43-738	2
1970	Kerry Reardon	27-438	2
1971	Dave Triplett	28-426	3
1972	Brian Rollins	29-378	2
1973	Brian Rollins	33-408	1
1974	Bill Schultz	25-432	1
1975	Bill Schultz	8-238	2
1976	Tom Grine	12-195	0
1977	Mike Brady	26-357	0
1978	Jon Lazar	18-72	1
1979	Brad Reid	25-290	0
1980	Keith Chappelle	64-1,037	6
1981	Jeff Brown	20-301	2
1982	Dave Moritz	41-605	3
1983	Dave Moritz	50-912	5
1984	Bill Happel	47-632	3
1985	Ronnie Harmon	60-699	1
1986	Jim Mauro	30-600	5
1987	Quinn Early	63-1,004	10
1988	Marv Cook	63-767	3
1989	Travis Watkins	36-583	4
1990	Danan Hughes	29-410	5
1991	Danan Hughes	43-757	8
1992	Alan Cross	55-640	5
1993	Harold Jasper	38-641	2
1994	Harold Jasper	33-621	2
1995	Tim Dwight	46-816	9
1996	Tim Dwight	51-751	4
1997	Tim Dwight	42-704	8
1998	Kahlil Hill	35-432	2
1999	Kevin Kasper	60-664	3
2000	Kevin Kasper	82-1,010	7
2001	Kahlil Hill	59-841	8
2002	Maurice Brown	48-966	11
2003	Maurice Brown	33-507	4
2004	Clinton Solomon	63-905	6
2005	Clinton Solomon	46-800	7
2006	Andy Brodell	39-724	5
2007	D. Johnson-Koulianos	38-482	2
2008	D. Johnson-Koulianos	44-639	3
2009	D. Johnson-Koulianos	45-750	2
2010	Marvin McNutt, Jr.	53-861	8
2011	Marvin McNutt, Jr.	82-1,315	12
2012	K. Martin-Manley	52-571	2
	Keenan Davis	47-571	1
2013	K. Martin-Manley	40-388	5
2014	Tevaun Smith	43-596	3
2015	Matt VandeBerg	65-703	4
2016	Riley McCarron	42-517	4

Year	Player	No-Yds	TDs
2017	Nick Easley	51-530	4
2018	T.J. Hockenson	49-760	6
2019	Ihmir Smith-Marsette	44-722	5
2020	Ihmir Smith-Marsette	25-345	4

Scoring

(ranked according to points scored)

Year	Player	TD-FG-PAT	Pts
1933	Dick Crayne	7-0-0	42
1934	Dick Crayne	7-0-0	42
1935	Dick Crayne	3-6-2	38
1936	Ozzie Simmons	5-0-0	30
1937	Nile Kinnick	2-0-0	12
1938	Jerry Niles	2-0-4	16
1939	Nile Kinnick	5-0-11	41
1940	Bill Green	5-0-0	30
1941	Bill Green	5-0-0	30
1942	Bill Burkett	5-0-0	30
1943	Roger Stephens	4-0-0	24
1944	Nelson Smith	3-0-0	18
1945	Art Johnson	3-0-0	18
1946	Bob Sullivan	2-1-10	25
1947	Bob Smith	5-0-0	30
1948	Jack Dittmer	5-0-0	30
1949	Bill Reichardt	4-0-20	44
1950	Jerry Faske	4-0-0	24
1951	George Rice	9-0-0	54
1952	George Broeder	3-0-0	18
	Dan McBride	3-0-0	18
1953	George Rice	10-0-0	60
1954	Earl Smith	11-0-0	66
1955	Eddie Vincent	5-0-0	30
1956	Ken Ploen	6-0-2	38
1957	Bob Prescott	3-1-21	42
1958	Willie Fleming	11-0-0	66
1959	Don Horn	7-0-0	42
1960	Wilburn Hollis	11-0-1	68
1961	Joe Williams	9-0-0	54
1962	Larry Ferguson	3-0-0	18
1963	Paul Krause	6-0-0	36
1964	Dalton Kimble	8-0-0	48
1965	Bob Anderson	0-6-10	28
1966	Bob Anderson	0-5-9	24
1967	Silas McKinnie	9-0-1	56
1968	Larry Lawrence	10-0-0	60
1969	Alan Schuette	0-7-24	45
1970	Tim Sullivan	6-0-0	36
1971	Harry Kokolus	0-4-13	25
1972	Dave Harris	4-0-0	24
	Frank Holmes	4-0-0	24
1973	Jim Jensen	6-0-4	40
1974	Rod Wellington	5-0-0	30
1975	Nick Quartaro	0-7-19	40
1976	Nick Quartaro	0-7-18	39
1977	Dave Holsclaw	0-9-12	39
1978	Brad Reid	6-0-0	36
1979	Dennis Mosley	16-0-0	96
1980	Keith Chappelle	6-0-0	36
1981	Tom Nichol	0-11-26	59
1982	Tom Nichol	0-4-31	43
1983	Tom Nichol	0-14-44	86
1984	Tom Nichol	0-16-41	89
1985	Rob Houghtlin	0-19-48	105
1986	Rob Houghtlin	0-14-39	81

Year	Player	TD-FG-PAT	Pts
1987	Rob Houghtlin	0-21-41	104
1988	Jeff Skillett	0-11-31	64
1989	George Murphy	0-4-23	35
1990	Nick Bell	14-0-0	84
1991	Mike Saunders	13-0-0	78
1992	Danan Hughes	6-0-1	38
1993	Todd Romano	0-19-10	49
1994	Kent Kahl	9-0-0	54
1995	Sedrick Shaw	15-0-1	92
1996	Tavian Banks	10-0-1	62
1997	Tavian Banks	19-0-0	114
1998	Ladell Betts	5-0-0	30
	Zach Bromert	0-18-4	30
	Kahlil Hill	5-0-0	30
1999	Tim Douglas	0-6-19	37
2000	Nate Kaeding	0-14-20	62
2001	Nate Kaeding	0-12-49	85
2002	Nate Kaeding	0-21-57	120
2003	Nate Kaeding	1-20-40	106
2004	Kyle Schlicher	0-21-29	92
2005	Kyle Schlicher	0-17-43	94
2006	Kyle Schlicher	0-13-32	71
2007	Albert Young	7-0-0	42
2008	Shonn Greene	20-0-0	120
2009	Daniel Murray	0-19-32	89
2010	Mike Meyer	0-14-31	73
2011	Marcus Coker	15-0-0	90
2012	Mike Meyer	0-17-25	76
2013	Mike Meyer	0-16-41	89
2014	Mark Weisman	16-0-0	96
2015	Marshall Koehn	0-16-47	95
2016	Akrum Wadley	13-0-0	78
2017	Akrum Wadley	13-0-0	78
2018	Miguel Recinos	0-17-47	98
2019	Keith Duncan	0-29-32	119
2020	Keith Duncan	0-14-26	68

Interceptions

(ranked according to number)

Year	Player	No-Yds	Avg
1954	Jerry Reichow	2-0	0.0
1955	Jerry Reichow	3-10	3.3
1956	Bill Happel	4-94	23.5
1957	Collins Hagler	4-29	7.3
1958	Don Horn	4-15	3.8
1959	Ray Jauch	3-68	22.7
1960	Bernie Wyatt	3-0	0.0
1961	not available		
1962	not available		
1963	not available		
1964	Ivory McDowell	4-14	3.5
1965	not available		
1966	Dick Gibbs	5-68	13.6
1967	Steve Wilson	7-83	11.9
1968	Steve Wilson	5-35	7.0
1969	Chris Hamilton	3-34	11.3
1970	Craig Clemons	3-0	0.0
1971	Craig Clemons	4-23	5.8
1972	Rick Penney	5-77	15.4
1973	Earl Douthitt	2-47	23.5
1974	Jim Caldwell	2-27	13.5
1975	Bob Elliott	2-0	0.0
1976	Rod Sears	6-50	8.3

Year	Player	No-Yds	Avg
1977	Rod Sears	3-116	38.7
1978	Dave Becker	3-12	4.0
1979	Kent Ellis	3-67	22.3
	Bobby Stoops	3-16	5.3
1980	Tracy Crocker	3-62	20.7
1981	Lou King	8-62	7.8
1982	Bobby Stoops	4-42	10.5
1983	Mike Stoops	6-154	25.7
1984	Devon Mitchell	5-110	22.0
1985	Jay Norvell	7-93	13.3
1986	Keaton Smiley	5-45	9.0
1987	Kerry Burt	7-15	2.1
1988	Brad Quast	4-151	37.8
	Tork Hook	4-37	9.3
1989	Brad Quast	4-34	8.5
1990	Merton Hanks	4-27	6.8
1991	Carlos James	2-30	15.0
	Gary Clark	2-5	2.5
	Scott Plate	2-4	2.0
	Eddie Polly	2-3	1.5
1992	Carlos James	4-61	15.3
1993	Scott Plate	5-56	11.2
1994	Marquis Porter	3-32	10.7
1995	Plez Atkins	6-97	16.2
1996	Damien Robinson	6-99	16.5
1997	Eric Thigpen	3-30	10.0
1998	Tarig Holman	3-0	0.0
	Eric Thigpen	3-17	5.7
1999	Tarig Holman	3-30	10.0
2000	Ryan Hansen	3-58	19.3
2001	Bob Sanders	4-24	6.0
2002	Derek Pagel	4-89	22.2
	Jovon Johnson	4-71	17.8
2003	Jovon Johnson	6-81	13.5
2004	Antwan Allen	4-54	13.5
	Jovon Johnson	4-13	3.3
2005	Jovon Johnson	3-18	6.0
	Adam Shada	3-9	3.0
2006	Adam Shada	3-113	37.7
	Miguel Merrick	3-7	2.3
	Mike Humpal	3-0	0.0
2007	Charles Godfrey	5-33	6.6
2008	Tyler Sash	5-147	29.4
	Pat Angerer	5-134	6.8
2009	Tyler Sash	6-203	33.8
2010	Brett Greenwood	5-23	4.6
2011	Tanner Miller	3-114	38.0
	Micah Hyde	3-0	0.0
2012	Christian Kirksey	2-86	43.0
	Tom Donatell	2-18	9.0
	Greg Castillo	2-2	1.0
2013	James Morris	4-29	7.3
2014	Desmond King	3-72	24.0
	John Lowdermilk	3-48	16.0
2015	Desmond King	8-118	14.8
2016	Desmond King	3-41	13.7
	Brandon Snyder	3-5	1.7
2017	Josh Jackson	8-168	21.0
2018	Jake Gervase	4-50	12.5
	Amani Hooker	4-60	15.0
	Geno Stone	4-24	6.0
2019	Michael Ojemudia	3-12	4.0
2020	Jack Koerner	3-24	2.7

Tackles
(ranked according to total tackles)

Year	Player	Solo-At	Total
1966	Dave Moreland	60-34	94
1967	Rod Barnhart	74-50	124
1968	Mike Phillips	77-42	119
1969	Dave Brooks	59-43	102
1970	Dave Clement	75-65	140
1971	Dave Simms	84-55	139
1972	Andre Jackson	83-88	171
1973	Dan LeFleur	75-52	127
1974	Dan LeFleur	74-41	115
1975	Andre Jackson	83-43	126
1976	Tom Rusk	71-43	114
1977	Tom Rusk	105-33	138
1978	Tom Rusk	68-38	106
1979	Leven Weiss	72-40	112
1980	Mel Cole	72-53	125
1981	Mel Cole	56-38	94
1982	Larry Station	51-37	88
1983	Larry Station	81-57	138
1984	Larry Station	85-52	137
1985	Larry Station	91-38	129
1986	George Davis	82-47	129
1987	Dave Haight	81-45	126
1988	Jim Reilly	82-57	139
1989	Melvin Foster	38-78	116
1990	Melvin Foster	56-51	107
1991	John Derby	69-38	107
1992	Jason Olejniczak	46-53	99
1993	Mike Dailey	82-49	131
1994	Bobby Diaco	67-49	116
1995	Bobby Diaco	62-72	134
1996	Matt Hughes	92-44	136
1997	Matt Hughes	60-50	110
1998	Matt Bowen	54-38	92
1999	Matt Bowen	76-33	109
2000	LeVar Woods	58-39	97
2001	Bob Sanders	78-44	122
2002	Fred Barr	58-56	114
2003	Abdul Hodge	84-57	141
2004	Abdul Hodge	79-37	116
2005	Abdul Hodge	98-60	158
2006	Mike Klinkenborg	61-68	129
2007	Mike Klinkenborg	46-77	123
2008	Pat Angerer	45-62	107
2009	Pat Angerer	48-97	145
2010	Jeremiha Hunter	29-61	90
2011	James Morris	52-58	110
	Christian Kirksey	62-48	110
2012	Anthony Hitchens	56-68	124
2013	Anthony Hitchens	54-58	112
2014	John Lowdermilk	58-45	103
2015	Josey Jewell	62-64	126
2016	Josey Jewell	58-66	124
2017	Josey Jewell	69-67	136
2018	Jake Gervase	49-40	89
2019	Kristian Welch	44-43	87
2020	Ben Niemann	37-40	77

Note: Players listed in boldface are current players.

Quarterback Sacks

Yr.	Player	Sacks-Yds
1986	Dave Haight	7-51
1987	Mike Burke	3-18
1988	Joe Mott	9-69
1989	Jim Johnson	12-70
	Rod Davis	7-35
1990	Matt Ruhland	7-65
1991	Leroy Smith	18-101
1992	Larry Blue	10-72
1993	Larry Blue	11-73
1994	Parker Wildeman	10-67
	Bill Ennis-Inge	12-76
1995	Jared DeVries	12-92
1996	Jared DeVries	13-104
1997	Jared DeVries	8-85
1998	Jared DeVries	10-69
1999	Scott Pospisil	6-26
2000	Derrick Pickens	7-26
2001	Aaron Kampman	9-34
2002	Matt Roth	10-54
2003	Matt Roth	12-83
2004	Jonathan Babineaux	11-63
2005	Kenny Iwebema	7-38
2006	Bryan Mattison	6.5-57
2007	Bryan Mattison	9.0-54
2008	Mitch King	4.0-37
2009	Adrian Clayborn	11.5-87
2010	Karl Klug	5.5-47
2011	Mike Daniels	9-53
2012	Joe Gaglione	5.0-24
2013	James Morris	8.0-47
2014	Drew Ott	8.0-41
2015	Nate Meier	7.0-44
2016	Jaleel Johnson	7.5-50
2017	Anthony Nelson	7.5-39
2018	A.J. Epenesa	10.5-66
2019	A.J. Epenesa	11.5-67
2020	Chauncey Golston	5.5-47
	Daviyon Nixon	5.5-31

Tackles For Loss

Yr.	Player	Tackles-Yds
1967	Greg Allison	13-37
1968	William Bevil	2-15 *
	Daniel McDonald	2-7 *
	Layne McDowell	2-14 *
1969	Daniel McDonald	7-52 *
1970	Jerry Nelson	7-53 *
1971	Craig Clemons	3-8 *
	Richard Solomon	3-5 *
	Harry Young	3-6 *
1972	Dan Dickel	5-30 *
1973	Dan Dickel	11-39
1974	Lynn Heil	10-32
1975	Dave Bryant	15-58
1976	Doug Benschoter	6-18
1977	Jim Molini	10-69
	Steve Vazquez	9-38
1978	Dave Becker	9-40
1979	Bryan Skradis	7-33
1980	Andre Tippett	20-153
1981	Andre Tippett	14-77
1982	Mark Bortz	10-50

Tackles For Loss - Con't

Yr.	Player	Tackles-Yds
1983	Tony Wancket	16-81
1984	Vernon Little	13-81
	Jeff Drost	15-65
1985	Larry Station	15-59
	Jeff Drost	11-67
1986	Dave Haight	11-53
1987	Dave Haight	14-50
1988	Joe Mott	21-79
1989	Jim Johnson	21-111
1990	Rod Davis	12-41
1991	Leroy Smith	22-119
1992	Mike Wells	17-62
1993	Mike Wells	17-70
1994	Parker Wildeman	17-77
1995	Jared DeVries	19-104
1996	Jared DeVries	22-133
1997	Jared DeVries	19-81
1998	Jared DeVries	19-91
1999	Scott Pospisil	9-34
2000	Jerry Montgomery	11-31
2001	Aaron Kampman	17-54
2002	Colin Cole	18-61
2003	Jovon Johnson	16-92
2004	Jonathan Babineaux	25-93
2005	Abdul Hodge	11-27
2006	Mitch King	12-49
2007	Bryan Mattison	9. 0-54
2008	Mitch King	4. 0-37
2009	Adrian Clayborn	20. 0-107
2010	Karl Klug	13. 0-67
2011	Mike Daniels	13. 5-63
2012	James Morris	9. 0-40
	Joe Gaglione	9. 0-32
2013	James Morris	18.0-68
2014	Drew Ott	12.0-54
2015	Nate Meier	10.5-52
2016	Jaleel Johnson	10.0-54
2017	Josey Jewell	13.5-61
2018	A.J. Epenesa	16.5-81
2019	A.J. Epenesa	14.5-82
2020	Daviyon Nixon	13.5-56

Punt Return Yards

(Based on total yards)

Year	Player	No.-Yds.	Avg
1954	_Earl Smith	15-267	17.8
1955	_Earl Smith	10-153	15.3
1957	_Collins Hagler	11-116	10.5
1958	_Willie Fleming	5-138	27.6
1959	_Jerry Mauren	10-181	18.1
1960	_Jerry Mauren	8-197	24.6
1961	_Bernie Wyatt	7-68	9.7
1962	_Bob Sherman	7-71	10.1
1963	_Bob Sherman	6-45	7.5
1965	_Tony Williams	18-179	9.9
1966	_Bill McCutchen	12-79	6.6
1967	_Steve Wilson	24-254	10.6
1968	_Steve Wilson	16-132	8.3
1969	_Craig Clemons	17-205	12.1
1970	_Craig Clemons	8-77	9.6
1971	_Craig Clemons	6-16	2.7
1972	_Penney	18-143	7.9

Year	Player	No.-Yds.	Avg
1973	_Penney	16-62	3.9
1974	_Earl Douthitt	7-24	3.4
1975	_Penney	11-36	3.3
1976	_Becker	6-19	3.2
1977	_Becker	16-99	6.2
1978	_Brad Reid	17-104	6.1
1979	_Brad Reid	18-50	2.8
1980	_Stoops	4-35	8.8
1981	_Brown	21-137	6.5
1982	_Hawley	14-43	3.1
1983	_Smith	35-292	8.3
1984	_Smith	27-179	6.6
1985	_Happel	19-113	5.9
1986	_Peter Marciano	28-286	10.2
1987	_Peter Marciano	39-150	3.8
1988	_Peter Marciano	32-178	5.6
1989	_Peter Marciano	25-145	5.8
1990	_Jeff Anttila	22-228	10.4
1991	_Harold Jasper	29-200	6.9
1992	_Harold Jasper	29-129	4.4
1993	_Willie Guy	11-73	6.6
1994	_Tim Dwight	13-161	12.4
1995	_Tim Dwight	16-118	7.4
1996	_Tim Dwight	24-440	18.3
1997	_Tim Dwight	23-383	16.7
1998	_Kahlil Hill	10-177	17.7
1999	_Oliver	18-147	8.2
2000	_Kahlil Hill	16-153	9.6
2001	_Kahlil Hill	19-226	11.9
2002	_Ed Hinkel	27-325	12.0
2003	_Ramon Ochoa	40-495	12.4
2004	_Ed Hinkel	22-260	11.8
2005	_Johnson	13-226	17.4
2006	_Douglas	14-143	10.2
2007	_Andy Brodell	14-202	14.4
2008	_Andy Brodell	36-383	10.6
2009	_Colin Sandeman	12-108	9.0
2010	_Colin Sandeman	15-125	8.3
2011	_Micah Hyde	13-106	8.2
2012	_Micah Hyde	16-119	7.4
2013	_K. Martin-Manley	20-314	15.7
2014	_Matt VandeBerg	12-82	6.8
2015	_Desmond King	17-241	14.2
2016	_Desmond King	26-264	10.2
2017	_Matt VandeBerg	14-75	5.4
2018	_Kyle Groeneweg	24-238	9.9
2019	_Nico Ragaini	9-96	10.7
2020	_Charlie Jones	21-221	10.5

Kickoff Returns

(Based on total yards)

Year	Player	No.-Yds.	Avg.
1954	_Earl Smith	9-183	20.3
1955	_Collins Hagler	9-202	22.4
1957	_Collins Hagler	8-212	26.5
1958	_Ray Jauch	11-250	22.7
1959	_Ray Jauch	10-220	22.9
1960	_Jerry Mauren	8-197	24.6
1961	_Joe Williams	11-327	29.7
1962	_Larry Ferguson	8-150	18.8
1963	_Paul Krause	8-196	24.5
1964	_Dalton Kimble	12-289	24.1
1965	_Al Randolph	12-270	22.5

Year	Player	No.-Yds.	Avg.
1966	_Barry Crees	18-261	14.5
1967	_Tony Williams	24-433	18.0
1968	_Powell	18-414	23.0
1969	_Kerry Reardon	12-235	19.6
1970	_Harris	22-480	21.8
1971	_Mitchell	29-622	21.4
1972	_Earl Douthitt	22-541	24.6
1973	_Earl Douthitt	43-994	23.1
1974	_Thomas	15-365	24.3
1975	_Dave Schick	24-610	25.4
1976	_Mosley	15-249	16.6
1977	_Ellis	10-195	19.5
1978	_Blatcher	25-615	24.6
1979	_Brown	14-234	16.7
1980	_Love-Jordan	13-348	26.8
1981	_Norm Granger	7-287	41.0
1982	_Love-Jordan	10-166	16.6
1983	_Ronnie Harmon	12-210	17.5
1984	_Ronnie Harmon	11-262	23.8
1985	_Kevin Harmon	8-162	20.3
1986	_Harmon	11-278	25.3
1987	_Tony Stewart	13-285	21.9
1988	_Mike Saunders	18-345	19.2
1989	_Mike Saunders	27-525	19.4
1990	_Danan Hughes	19-389	20.5
1991	_Harold Jasper	18-368	20.4
1992	_Harold Jasper	22-442	20.1
1993	_Sedrick Shaw	16-380	23.8
1994	_Tavian Banks	28-638	22.8
1995	_Tim Dwight	22-417	19.0
1996	_Richaard Carter	11-281	25.5
1997	_Tim Dwight	10-273	27.3
1998	_Kahlil Hill	18-465	254.8
1999	_Tim Dodge	25-583	23.3
2000	_Kahlil Hill	25-680	27.2
2001	_Kahlil Hill	15-364	24.3
2002	_C.J. Jones	19-506	26.6
2003	_Ramon Ochoa	18-396	22.0
2004	_Belleus	10-180	18.0
2005	_Sims	12-241	20.1
2006	_Sims	10-184	18.4
2007	_D. Johnson-Koulianos	22-521	23.7
2008	_Jewell Hampton	23-537	23.3
2009	_D. Johnson-Koulianos	12-378	31.5
2010	_D. Johnson-Koulianos	17-498	29.3
2011	_Jordan Bernstein	30-713	23.8
2012	_Jordan Cotton	19-536	28.2
2013	_Jordan Cotton	29-731	25.2
2014	_Jonathan Parker	24-531	22.1
2015	_Desmond King	29-708	24.4
2016	_Desmond King	27-750	27.8
2017	_Ivory Kelly-Martin	19-404	21.3
2018	_Ihmir Smith Marsette	24-707	29.5
2019	_Ihmir Smith-Marsette	17-503	29.6
2020	_Ihmir Smith-Marsette	8-176	22.0

* - not all games included

Run

- 96 ___ Eddie Vincent vs. Purdue, 11/6/1954
 92 ___ Royce Mix vs. Illinois, 11/25/1972
 91 ___ Larry Ferguson vs. Ohio State, 11/12/1960
 89 ___ Tavian Banks vs. Iowa State, 9/14/1996
 87 ___ Rick Bayless vs. Northern Illinois, 9/20/1986
 87 ___ Ed Podolak vs. Northwestern, 10/22/1966
 86 ___ Ronnie Harmon vs. Iowa State, 9/8/1984
 85 ___ Larry Ferguson vs. Oregon State, 9/24/1960
 82 ___ Tavian Banks vs. Iowa State, 9/20/1997
 82 ___ Tom Smith vs. Washington State, 9/27/1969
 81 ___ Bob Jeter vs. California, 1/1/1959
80 ___ Tyler Goodson vs. Wisconsin, 12/12/20
 80 ___ Sedrick Shaw vs. Central Michigan, 9/3/1994
 80 ___ Eddie Phillips vs. Minnesota, 11/19/1983
 80 ___ Brad Reid vs. Wisconsin, 11/18/1978
 78 ___ Butch Caldwell vs. Michigan State, 11/24/1973
 78 ___ James Hatch vs. Illinois, 11/8/1952
 77 ___ Dennis Mosley vs. Iowa State, 9/17/1977
 76 ___ Jim Jensen vs. Indiana, 10/18/1975
 75 ___ Akrum Wadley vs. Nebraska, 11/25/2016
 75 ___ Akrum Wadley at Purdue, 10/15/2016
 75 ___ Jordan Canzeri vs. Illinois, 10/10/2015
 75 ___ Adam Robinson vs. Iowa State, 9/11/2010
 75 ___ Shonn Greene vs. Purdue, 11/15/2008

Pass

- 95 ___ Banks to Clark vs. Purdue, 10/5/2002
 95 ___ Hartlieb to Early vs. Northwestern, 11/7/1987
 93 ___ Vlasic to Early vs. Northwestern, 10/25/1986
 92 ___ Stanzi to McNutt, Jr., vs. Indiana, 10/31/2009
 89 ___ Long to Smith vs. Northwestern, 10/26/1985
 88 ___ Vandenberg to McNutt, Jr., vs. Tennessee Tech, 9/3/2011
 87 ___ Snook to Nourse vs. Minnesota, 11/7/1964
 86 ___ Grogan to Smith vs. Northwestern, 10/8/1983
 85 ___ Beathard to T. Smith vs. Michigan State, 12/05/2015
 85 ___ Rudock to Duzey at Ohio State, 10/19/2013
 82 ___ Beathard to T. Smith vs. North Texas, 9/26/2015
 80 ___ Sunderman to Triplett vs. Wisconsin, 10/30/1971
 80 ___ Szykowny to Ferguson vs. Wisconsin, 10/20/1962
 80 ___ Duncan to Sessi vs. Utah State, 9/28/1957
 80 ___ Vandenberg to McNutt, Jr., vs. Indiana, 10/22/2011
 78 ___ Tate to Solomon at Purdue, 10/8/2005
 78 ___ Caldwell to Schultz vs. Ohio State, 11/17/1973
 78 ___ Lawrence to Reardon vs. Arizona, 10/4/1969
 77 ___ Beathard to McCarron vs. Nebraska, 11/25/2016
 77 ___ Long to Harmon vs. Penn State, 9/17/1983
 77 ___ Farmer to Mertes to Coupee vs. Minnesota, 11/15/1941
 76 ___ Riddle to Krause vs. Indiana, 10/12/1963
 76 ___ Dobrino to Smith vs. Notre Dame, 11/20/1954
 75 ___ Nate Stanley to **Tyrone Tracy, Jr.** at Wisconsin, 11/9/2019
 75 ___ Nate Stanley to Nick Easley vs. Mississippi State, 1/1/2019
 75 ___ McCann to Hill vs. Indiana, 10/20/2001
 75 ___ Mullen to Hill vs. Western Michigan, 9/16/2000
 75 ___ Suess to Mosley vs. Wisconsin, 10/27/1979

NOTE: Players listed in boldface are current players.

Kickoff Return

- 100 ___ C.J. Jones vs. Southern California, 1/2/2003
 100 ___ Joe Williams vs. Notre Dame, 11/25/1961
 100 ___ George Rice vs. Purdue, 10/6/1951
 99 ___ Derrell Johnson-Koulianos at Ohio State, 11/14/2009
 99 ___ Norm Granger vs. Indiana, 10/10/1981
 99 ___ Bill Reichardt vs. Oregon, 10/29/1949
 98 ___ Ihmire Smith-Marsette vs. Southern California, 12/27/2019
 97 ___ Dave Schick vs. Northwestern, 11/1/1975
 96 ___ Jordan Cotton vs. LSU, 1/01/2014
 95 ___ Ihmir Smith-Marsette at Nebraska, 11/29/2019
 95 ___ Kerry Reardon vs. Northwestern, 11/9/1968
 94 ___ Jermelle Lewis vs. Michigan State, 10/12/2002
 92 ___ Jordan Cotton vs. Penn State, 10/20/2012
 92 ___ Levi Mitchell vs. Washington State, 9/27/1969
 92 ___ Henry Vollenweider vs. South Dakota, 9/30/1939
 90 ___ Kahlil Hill vs. Michigan State, 10/7/2000
 88 ___ Derrell Johnson-Koulianos at Minnesota, 11/27/2010
 88 ___ Kahlil Hill vs. Central Michigan, 9/5/1998
 88 ___ Dick Hoerner vs. Michigan, 11/28/1942
 86 ___ Tim Dodge at Michigan State, 10/2/1999
 77 ___ Desmond King vs. Wisconsin, 10/22/2016
 77 ___ Bill Burkett vs. Nebraska, 11/9/1940
 76 ___ Kahlil Hill vs. Penn State, 9/29/2001
 75 ___ Ricchard Carter vs. Iowa State, 9/14/1996
 74 ___ Ihmir Smith-Marsette at Nebraska, 11/24/17
 72 ___ Akrum Wadley vs. Boston College, 12/27/17

Punt Return

- 95 ___ Bill Happel at Minnesota, 11/17/1984
 94 ___ Bob Longley vs. Oregon, 10/29/1949
 92 ___ Tim Dwight vs. Indiana, 10/25/1997
 90 ___ Jovon Johnson vs. Ball State, 9/3/2005
 89 ___ Peter Marciano vs. Minnesota, 11/22/1986
 86 ___ Tim Dwight vs. Ohio State, 10/26/1996
 83 ___ Kevonte Martin-Manley vs. W. Michigan, 9/21/2013
 83 ___ Walner Belleus at Arizona State, 9/18/2004
 83 ___ Tim Dwight vs. Penn State, 10/19/1996
 82 ___ Paul Krause vs. Michigan, 11/17/1962
 81 ___ Andy Brodell vs. Iowa State, 9/13/2008
 80 ___ Gerald Mauren vs. Notre Dame, 11/21/1959
 76 ___ Earl Smith vs. Ohio State, 10/16/1954
 72 ___ Willie Fleming vs. Michigan, 11/1/1958
 70 ___ Ramon Ochoa vs. Buffalo, 9/6/2003
 68 ___ Harold Jasper vs. Oregon, 9/24/1994
 67 ___ Tony Collins vs. Illinois, 9/27/1997
 65 ___ C.J. Jones vs. Michigan, 10/27/2001
 64 ___ Karl Noonan vs. Oregon State, 9/25/1965
 63 ___ Kevonte Martin-Manley vs. W. Michigan, 9/21/2013
 62 ___ Kahlil Hill vs. Central Michigan, 9/5/1998
 61 ___ Kyle Groeneweg vs. Illinois, 11/17/2018
 61 ___ Tim Dwight vs. Michigan, 10/18/1997
 58 ___ Ed Hinkel vs. Northwestern, 11/2/2002
 57 ___ Kahlil Hill vs. Illinois, 9/26/1998
 56 ___ Andy Brodell vs. Northern Illinois, 9/1/2007
 55 ___ Riley McCarron at Illinois, 11/19/2016
 55 ___ Robert Smith vs. Purdue, 10/15/1983
54 ___ Charlie Jones vs. Michigan State, 11/7/20
 54 ___ Ed Hinkel vs. Penn State, 9/28/2002
 51 ___ C.J. Jones vs. Kent State, 9/1/2001
 49 ___ Ed Hinkel at Arizona State 9/18/2004
 48 ___ Kahlil Hill vs. Northwestern, 11/10/2001
 44 ___ Desmond King vs. Nebraska, 11/25/2016
 44 ___ Tim Dwight vs. Minnesota, 11/22/1997
 42 ___ Paki O'Meara vs. Eastern Illinois, 9/04/2010

Interception Return

98	_____	Adam Shada vs. Purdue, 10/7/2006
98	_____	Tanner Miller vs. Northwestern, 10/15/2011
94	_____	Brad Quast at Kansas State, 9/10/1988
94	_____	Bobby Stearns vs. Montana, 10/2/1954
90	_____	Rod Sears vs. Purdue, 10/22/1977
89	_____	Brandon Snyder vs. Illinois, 10/7/2017
89	_____	Shaun Prater vs. Tennessee Tech, 9/3/2011
88	_____	Desmond King vs. Maryland, 10/31/2015
88	_____	Bo Bower vs. North Texas, 9/26/2015
86	_____	Tyler Sash vs. Indiana, 10/31/2009
85	_____	Dick Gibbs vs. Indiana, 10/30/1965
81	_____	Brian Wise vs. Kansas State, 9/10/1988
72	_____	Micah Hyde vs. Missouri, 12/28/2010
71	_____	Daviyon Nixon at Penn State, 11/21/20
71	_____	John Lowdermilk vs. LSU, 1/01/2014
70	_____	Matt Bowen vs. Indiana, 10/25/1997
68	_____	Christian Kirksey vs. Minnesota, 9/29/2012
66	_____	Micah Hyde vs. Michigan State, 10/30/2010
62	_____	Derek Pagel vs. Michigan State, 10/12/2002
60	_____	J.P. Lange vs. Indiana, 10/25/1997
60	_____	Tom Knight vs. Indiana, 10/14/1995
58	_____	Tyler Sash at Minnesota, 11/22/2008
57	_____	Riley Moss at Minnesota, 11/13/2020
57	_____	Amari Spivey at Minnesota, 11/22/2008
57	_____	Tom Knight vs. Indiana, 10/12/1996
54	_____	Riley Moss vs. Michigan State, 11/7/20
52	_____	Josh Jackson at Wisconsin, 11/11/17
52	_____	James Morris vs. Tennessee Tech, 9/3/2011
51	_____	Sean Considine at Penn State 10/23/2004
49	_____	James Morris vs. Iowa State, 9/08/2012
48	_____	Tyler Sash vs. South Carolina, 1/1/2009
47	_____	Joe Slattery vs. Illinois, 9/26/1998
45	_____	Tyler Sash vs. South Carolina, 1/1/2009
43	_____	Josh Jackson at Wisconsin, 11/11/17

Fumble Return

84	_____	Dayton Perry vs. Purdue, 10/22/1960
72	_____	Kevin Worthy vs. Akron, 8/31/2002
52	_____	Christian Kirksey vs. Northern Illinois, 8/31/2013
51	_____	Kerry Cooks vs. Iowa State, 9/10/1994
47	_____	Abdul Hodge vs. Penn State, 10/25/2003
45	_____	Christian Kirksey vs. Penn State, 10/20/2012

Blocked Field Goal Return

87	_____	LeVar Woods vs. Northern Illinois, 9/18/1999
85	_____	Antwan Allen vs. Purdue, 10/05/2002

Blocked PAT Return

99	_____	D.J. Johnson vs. Penn State, 9/28/2002
----	-------	--

Field Goal

58	_____	Tim Douglas vs. Illinois, 9/26/1998
57	_____	Marshall Koehn vs. Pittsburgh, 9/19/2015
56	_____	Tom Nichol vs. Michigan, 10/22/1983
55	_____	Nate Kaeding vs. Minnesota, 11/15/2003
55	_____	Nate Kaeding vs. Penn State, 9/28/2002
55	_____	Rob Houghtlin vs. Iowa State, 9/19/1987
54	_____	Brion Hurley vs. Iowa State, 9/14/1996
53	_____	Todd Romano vs. Tulsa, 9/4/1993
52	_____	Marshall Koehn vs. Pittsburgh, 9/21/2014
52	_____	Rob Houghtlin vs. UCLA, 1/1/1986
51	_____	Nate Kaeding vs. Purdue, 10/05/2002
51	_____	Nate Kaeding vs. Utah State, 9/21/2002
51	_____	Tim Douglas vs. Illinois, 9/26/1998
51	_____	Tim Douglas vs. Illinois, 9/26/1998
51	_____	Brion Hurley vs. Michigan State, 10/5/1996
51	_____	Dave Holsclaw vs. Michigan State, 11/19/1977
50	_____	Mike Meyer vs. Northern Illinois, 9/01/2012
50	_____	Mike Meyer vs. Iowa State, 9/10/2011
50	_____	Nate Kaeding at Wisconsin, 11/22/2003
50	_____	Brion Hurley vs. Minnesota, 11/23/1996
50	_____	Brion Hurley vs. Washington, 12/29/1995
50	_____	Brion Hurley vs. Wisconsin, 11/18/1995
50	_____	Brion Hurley vs. Michigan State, 10/7/1995
50	_____	Rob Houghtlin vs. Northern Illinois, 9/21/1985
49	_____	Keith Duncan at Nebraska, 11/29/2019
49	_____	Keith Duncan vs. Middle Tennessee, 9/28/2019
49	_____	Miguel Recinos at Penn State, 10/27/2018

Punt

83	_____	Lonnie Rogers vs. Oregon State, 9/26/1962
82	_____	Ryan Donahue vs. Michigan State, 10/27/2007
79	_____	Jason Baker vs. Illinois, 9/26/1998
79	_____	Joe Heppner vs. Wisconsin, 11/10/1973
76	_____	Ryan Donahue vs. Northwestern, 11/3/2007
76	_____	Jason Baker vs. Arizona State, 12/31/1997
75	_____	David Bradley vs. Minnesota, 11/15/2003
75	_____	Nick Gallery vs. Indiana, 10/14/1995
74	_____	Jason Baker vs. Illinois, 10/14/2000
73	_____	Ryan Donahue at Northwestern, 11/13/2010
73	_____	Ryan Donahue vs. Northwestern, 11/07/2009
73	_____	Nick Gallery vs. Ohio State, 10/26/1996
73	_____	Nile Kinnick vs. Indiana, 10/7/1939
71	_____	Ryan Donahue vs. Wisconsin, 10/23/2010
70	_____	Nick Gallery vs. Purdue, 10/30/1993
70	_____	Gary Kostrubala vs. Michigan State, 10/5/1985
69	_____	Colten Rastetter vs. Northern Illinois, 9/1/2018
69	_____	Jason Baker vs. Iowa State, 9/16/2000
69	_____	Nick Gallery vs. Indiana, 10/12/1996
69	_____	Reggie Roby vs. Purdue, 11/7/1981
69	_____	Dan Matter vs. Illinois, 9/11/1976
68	_____	Ryan Donahue at Purdue, 10/20/2007
63	_____	Michael Sleep-Dalton vs. Purdue, 10/19/2019
61	_____	Tory Taylor vs. Michigan State, 11/7/20
61	_____	Ryan Gersonde at Northwestern, 10/21/2017

NOTE: Players listed in boldface are current players.

Kickoff Returns

- 100 ___ C.J. Jones vs. Southern California, 1/2/2003
 100 ___ Joe Williams vs. Notre Dame, 11/25/1961
 100 ___ George Rice vs. Purdue, 10/6/1951
 99 ___ Derrell Johnson-Koulianos at Ohio State, 11/14/2009
 99 ___ Norm Granger vs. Indiana, 10/10/1981
 99 ___ Bill Reichardt vs. Oregon, 10/29/1949
 98 ___ Ihmir Smith-Marsette vs. Southern California, 12/27/2019
 97 ___ Dave Schick vs. Northwestern, 11/1/1975
 95 ___ Ihmir Smith-Marsette at Nebraska, 11/29/2019
 95 ___ Kerry Reardon vs. Northwestern, 11/9/1968
 94 ___ Jermelle Lewis vs. Michigan State, 10/12/2002
 92 ___ Jordan Cotton vs. Penn State, 10/20/2012
 92 ___ Levi Mitchell vs. Washington State, 9/27/1969
 92 ___ Henry Vollenweider vs. South Dakota, 9/30/1939
 90 ___ Kahlil Hill vs. Michigan State, 10/7/2000
 88 ___ Derrell Johnson-Koulianos at Minnesota, 11/27/2010
 88 ___ Kahlil Hill vs. Central Michigan, 9/5/1998
 88 ___ Dick Hoerner vs. Michigan, 11/28/1942
 77 ___ Bill Burkett vs. Nebraska, 11/9/1940
 43 ___ Ernest Crank vs. Northwestern, 11/14/1992

Punt Returns

(Does not include blocked punt returns)

- 95 ___ Bill Happel vs. Minnesota, 11/17/1984
 94 ___ Bob Longley vs. Oregon, 10/29/1949
 92 ___ Tim Dwight vs. Indiana, 10/25/1997
 90 ___ Jovon Johnson vs. Ball State, 9/3/2005
 89 ___ Peter Marciano vs. Minnesota, 11/22/1986
 86 ___ Tim Dwight vs. Ohio State, 10/26/1996
 83 ___ Kevonte Martin-Manley vs. W. Michigan, 9/21/2013
 83 ___ Walner Belleus at Arizona State, 9/18/2004
 83 ___ Tim Dwight vs. Penn State, 10/19/1996
 82 ___ Paul Krause vs. Michigan, 11/17/1962
 81 ___ Andy Brodell vs. Iowa State, 9/13/2008
 80 ___ Gerald Mauren vs. Notre Dame, 11/21/1959
 76 ___ Earl Smith vs. Ohio State, 10/16/1954
 72 ___ Willie Fleming vs. Michigan, 11/1/1958
 68 ___ Harold Jasper vs. Oregon, 9/24/1994
 67 ___ Tony Collins vs. Illinois, 9/27/1997
 65 ___ C.J. Jones vs. Michigan, 10/27/2001
 64 ___ Karl Noonan vs. Oregon State, 9/25/1965
 63 ___ Kevonte Martin-Manley vs. W. Michigan, 9/21/2013
 62 ___ Kahlil Hill vs. Central Michigan, 9/5/1998
 61 ___ Kyle Groeneweg at Illinois, 11/17/2018
 61 ___ Tim Dwight vs. Michigan, 10/18/1997
 58 ___ Ed Hinkel vs. Northwestern, 11/2/2002
 57 ___ Kahlil Hill vs. Illinois, 9/26/1998
 55 ___ Riley McCarron at Illinois, 11/19/2016
 55 ___ Robert Smith vs. Purdue, 10/15/1983
54 ___ Charlie Jones vs. Michigan State, 11/7/20
 44 ___ Tim Dwight vs. Minnesota, 11/22/1997

Interception Returns

- 98 ___ Tanner Miller vs. Northwestern, 10/15/2011
 98 ___ Adam Shada vs. Purdue, 10/7/2006
 94 ___ Brad Quast vs. Kansas State, 9/10/1988
 94 ___ Bobby Stearns vs. Montana, 10/2/1954
 90 ___ Rod Sears vs. Purdue, 10/22/1977
 89 ___ Brandon Snyder vs. Illinois, 10/7/2017
 89 ___ Shaun Prater vs. Tennessee Tech, 9/3/2011
 88 ___ Desmond King vs. Maryland, 10/31/2015
 88 ___ Bo Bower vs. North Texas, 9/26/2015
 86 ___ Tyler Sash vs. Indiana, 10/31/2009
 85 ___ Dick Gibbs vs. Indiana, 10/30/1965
 81 ___ Brian Wise vs. Kansas State, 9/10/1988
 72 ___ Micah Hyde vs. Missouri, 12/28/2010
 71 ___ Daviyon Nixon at Penn State, 11/21/20
 70 ___ Matt Bowen vs. Indiana, 10/25/1997
 68 ___ Christian Kirksey vs. Minnesota, 9/29/2012
 66 ___ Micah Hyde vs. Michigan State, 10/30/2010
 62 ___ Derek Pagel vs. Michigan State, 10/12/2002
 60 ___ J.P. Lange vs. Indiana, 10/25/1997
 60 ___ Tom Knight vs. Indiana, 10/14/1995
54 ___ Riley Moss vs. Michigan State, 11/7/20
 57 ___ Amari Spivey at Minnesota, 11/22/2008
 57 ___ Tom Knight vs. Indiana, 10/12/1996
 52 ___ Josh Jackson at Wisconsin, 11/11/2017
 47 ___ Joe Slattery vs. Illinois, 9/26/1998
 47 ___ Jovon Johnson vs. Northern Iowa, 9/17/2005
 47 ___ Chad Greenway vs. Kent State, 9/04/2004
 47 ___ Chris Smith vs. Miami, OH, 9/08/2001
 43 ___ Josh Jackson at Wisconsin, 11/11/2017
 41 ___ Desmond King at Purdue, 10/15/2016
 35 ___ Desmond King vs. Indiana, 10/11/2014
 35 ___ B.J. Lowery vs. Western Michigan, 9/21/2013
 34 ___ Josey Jewell vs. North Texas, 9/26/2015
 34 ___ Jason Olejniczak vs. Wisconsin, 10/13/1990
 33 ___ Shaun Prater vs. Penn State, 10/2/2010
 31 ___ Plez Atkins vs. Northern Iowa, 9/09/1995
 30 ___ Amani Hooker vs. Ohio State, 11/4/2017
 28 ___ Tom Knight at Northwestern, 11/11/1995
 25 ___ Nick Niemann vs. Southern California, 12/27/2019
 24 ___ Geno Stone at Penn State, 10/27/2018
 23 ___ Plez Atkins vs. New Mexico State, 9/30/1995
 20 ___ Broderick Binns at Arizona, 9/18/2010
 18 ___ Christian Kirksey at Indiana, 11/03/2012
 17 ___ John Lowdermilk vs. Nebraska, 11/28/2014
 13 ___ B.J. Lowery vs. Western Michigan, 9/21/2013
 4 ___ Parker Hesse at Nebraska, 11/27/2015

Fumble Returns

- 84 ___ Dayton Perry vs. Purdue, 10/22/1960
 72 ___ Kevin Worthy vs. Akron, 8/31/2002
 52 ___ Christian Kirksey vs. Northern Illinois, 8/31/2013
 51 ___ Kerry Cooks vs. Iowa State, 9/10/1994
 19 ___ A.J. Epenesa at Illinois, 11/17/2018
 9 ___ Micah Hyde vs. Purdue, 11/10/2012

Blocked Field Goal Returns

- 87 ___ LeVar Woods vs. Northern Illinois, 9/18/1999
 85 ___ Antwan Allen vs. Purdue, 10/05/2002

Blocked PAT Return

- 99 ___ D.J. Johnson vs. Penn State, 9/28/2002

NOTE: Players listed in boldface are current players.

NEWSPAPERS

Associated Press

Phone: 515-243-3281/800-453-2113
 505 5th Ave., Suite 950
 Des Moines, Iowa 50309
 Sports Editor: NA
 Editor: Scott McFetridge
 E-mail: smcfetridge@ap.org
 Iowa City office: 319-337-5615

The Burlington Hawk Eye

Box 10, 800 S. Main St.
 Burlington, Iowa 52601-0010
 Phone: 319-754-8461
 Sports Editor: Matt Levins
 E-mail: mlevins@thehawkeye.com

Cedar Rapids Gazette

Phone: 319-398-8258
 116 3rd St SE
 Cedar Rapids, Iowa 52401
 Iowa Football Writer: Leah Vann
 E-mail: leah.vann@thegazette.com
 Columnist: Mike Hlas
 E-mail: mike.hlas@thegazette.com

Daily Iowan

Phone: 319-335-6030/309-714-9721
 E131 AJB
 University of Iowa
 Iowa City, Iowa 52242
 Sports Editor: Austin Hanson
 E-mail: Austin-hanson@uiowa.edu

Des Moines Register

Phone: 515-284-8321
 400 Locust St., Suite 500
 Des Moines, Iowa 50309
 Iowa Football Columnist:
 Chad Leistikow
 E-mail: cleistik@dmreg.com

Iowa City Press Citizen

Phone: 319-339-7367
 123 N. Linn St., Suite 2E
 Iowa City, Iowa 52245
 Iowa Football Writer:
 Kennington Smith
 E-mail: ksmith@gannett.com

Moline Dispatch

(Combined with Quad City Times)
 Phone: 800-272-6397/309-757-4974

Quad City Times

Phone: 800-437-4648
 500 E. Third St.
 Davenport, Iowa 52801
 E-mail: sports@qctimes.com
 Iowa Football Writer:
 Steve Batterson
 E-mail: sbatterson@qctimes.com
 Sports Columnist & Iowa
 Basketball writer: Don Doxsie
 E-mail: ddoxsie@qctimes.com
 Sports Editor: Matt Coss
 E-mail: mcoss@qctimes.com

Waterloo Courier

Phone: 319-291-1467/800-798-1702
 100 E. 4th Street
 Waterloo, Iowa 50704
 Iowa Football Writer: Jim Nelson
 E-mail: jim.nelson@wcfcourier.com

TELEVISION

KCCI-TV (CBS)

Phone: 515-247-8812/515-247-8811
 888 Ninth St.
 Des Moines, Iowa 50309
 Sports Director: Scott Reister
 E-mail: sreister@hearst.com
 E-mail: sports@kcci.com

KCRG-TV (ABC)

Phone: 319-398-8325/
 319-365-9999/800-332-5443
 Cell: 319-551-5129
 501 Second Ave. SE
 Cedar Rapids, Iowa 52401
 Sports Director: Scott Saville
 E-mail: scott.saville@kcrg.com

KGAN-TV (CBS)

Phone: 319-730-6153/800-642-6140
 600 Old Marion Road NE
 Cedar Rapids, Iowa 52402
 Interim Sports Director:
 Grant Becker
 E-mail: gbecker@sbgtv.com

KTIV-TV

Phone: 800-234-5848
 Sioux City, Iowa
 Sports Director: Brad Pautsch
 E-mail: bpautsch@ktiv.com

KWQC-TV (NBC)

Phone: 563-383-7079
 805 Brady St.
 Davenport, Iowa 52803
 Sports Director: Joey Donia
 E-mail: jdonia@kwqc.com
 E-mail: news@kwqc.com

KWWL-TV (NBC)

Phone: 319-291-1290/
 800-947-7746/319-291-1240
 511 E. 5th St.
 Waterloo, Iowa 50703
 Sports Director: Rick Coleman
 E-mail: rcoleman@kwwl.com
 E-mail: news@kwwl.com

WHBF-TV (CBS)

Phone: 309-786-5441, ext. 150
 231 18th St.
 Rock Island, Illinois 61201
 Sports Director: Jay Kidwell
 E-mail: jkidwell@whbf.com
 E-mail: sports@CBSQC.com

WHO-TV (NBC)

Phone: 515-242-3739/800-835-1313
 1801 Grand Ave.
 Des Moines, Iowa 50308
 Sports Director: Keith Murphy
 E-mail: Sports@whotv.com
 E-mail: keith.murphy@who13.com

WOI-TV (ABC)

Phone: 515-457-9645, ext. 137
 3903 West Town Parkway
 West Des Moines, Iowa 50266
 Sports Director: Jon Schaeffer
 E-mail: jschaeffer@weareiowa.com

WQAD-TV (ABC)

Phone: 309-736-3325/309-736-3300
 3003 Park 16th St.
 Moline, Illinois 61265
 Sports Director: Matt Randazzo
 E-mail: matt.randazzo@wqad.com

RADIO

KCJJ

Phone: 319-354-1242
 PO Box 2118
 4404 Napoleon St SE
 Iowa City, Iowa 52244
 Sports: Tommy Lang
 E-mail: tommylang1630@gmail.com
 E-mail: kcjjam@gmail.com

KGym

Phone: 319-363-2061
 1110 26th Ave. SW
 Cedar Rapids, Iowa 52404
 Primary Contact:
 Todd Brommelkamp
 E-mail: todd@kgymradio.com

KMRY

Phone: 319-393-1450
 1957 Blairs Ferry Road NE
 Cedar Rapids, Iowa 52402
 Sports: Jim Ecker
 E-Mail: Sports@kmryradio.com

KRUI

Phone: 319-335-9525
 379 IMU
 Iowa City, IA 52242
 Sports Director: John Leo
 E-mail: johnleo38@gmail.com

KXNO

Phone: 515-245-8851/515-245-8900
 2141 Grand Ave.
 Des Moines, Iowa 50312
 Program Director: Andrew Downs
 E-mail:
AndrewDowns@iheartmedia.com

RADIO IOWA

Phone: 515-282-1984
 2700 Grand Ave., Suite 103
 Des Moines, Iowa 50312
 Sports Director: Todd Kimm
 E-mail: tkimm@learfield.com
 Reporter: Dar Danielson
 E-mail: DDanielson@learfield.com

WHO

Phone: 515-245-8947
 2141 Grand Ave.
 Des Moines, Iowa 50312
 Program Director: Mike Dorwart
 E-mail: mike@WHORadio.com

WMT/KXIC/KKRQ

(also KKSJ/KMJM/KOSY)
 Phone: 319-395-0530/319-423-6817
 600 Old Marion Rd. NE
 Cedar Rapids, Iowa 52402
 Events Manager: Matt Kenney
 E-mail:
mattkenney@iheartmedia.com

WEBSITES

HawkFantic.com

Editor: Pat Harty
 E-Mail: pat.harty@yahoo.com
 Phone: 319-359-8603

HawkeyeInsider.com

Writer: David Eickholt
 Email: david.eickholt@gmail.com
 Phone: 435-668-9657
 Contributor: Sean Bock
 Email: seanbock4@gmail.com
 Phone: 630-210-2633

HawkeyesMic.com

Editor/Publisher: John Patchett
 E-Mail: john@hawkeyesmic.com
 Reporter/Contributor:
 Tyler Tjelmeland
 E-Mail: tyler@hawkeyesmic.com
 Reporter/Contributor:
 Jack Brandsgard
 E-Mail:
jbrandsgard@hawkeyesmic.com
 Phone: 866-744-2957

HawkeyeNation.com

Iowa Reporter: Rob Howe
 E-Mail: robhoweh@iheartmedia.com
 Phone: 319-621-4850

HawkeyeReport.com

Editor: Tom Kakert
 E-mail: Tkakert@aol.com
 Phone: 563-508-4641

TheAthletic.com

Writer: Scott Dochterman
 E-Mail:
sdochterman@theathletic.com
 Phone: 816-752-0780

The Iowa Hawkeyes play their home football games in Kinnick Stadium (capacity 69,250), located on the west campus in the heart of the University's athletic complex. It is a few minutes drive from Interstate 80 and 380 and is less than 30 minutes from the Eastern Iowa Airport in Cedar Rapids.

The Paul J. Brechler Press Box is on the west side and accessible by elevator or stairs. The facility is named in honor of the former UI athletic director (1947-60). It was completed prior to the 2006 season as part of the two-year, \$90 million renovation of Kinnick Stadium.

The four-level facility extends from goal line to goal line. The media section, including the press section, radio and television booths and game management operations, are located on the fourth level. Level one includes private suites and indoor club seating, level two includes outdoor club seating and level three is private suites.

Refreshments and snacks are available throughout each game. A pregame meal is served for the media, as well as sandwiches postgame.

Ferentz Conferences/Interview Requests

Coach Kirk Ferentz holds a media conference each Tuesday during the season in the Stew and LeNore Hansen Football Performance Center. Players are also available, upon request, each Tuesday.

Player requests must be made following each game, either after a Saturday game or by 9 a.m. (CT) Sunday morning, for the following week.

Credentials

Season and single-game credential requests for Iowa football may be requested online. Please apply for credentials at hawkeyesports.com/media, or contact Traci Wagner (traci-wagner@hawkeyesports.com, 319-430-6349) for instructions. Season requests must be received by Aug. 9, to assure a season seat in the press box.

Once a credential request is submitted, you will receive an automatic reply stating that your request has been received. You will receive another notification when your request has been approved or denied. Credentials will be mailed if the request is received 10 days prior to a game. Credentials may also be picked up in the Athletic Communications office before 2 p.m. on the Friday prior to game day or left at media Will Call (Gate F, west side) at Kinnick Stadium on game day.

Reporters may not use a credential to cover the game for another newspaper, television station, radio station or internet site. Failure to comply will result in both agencies credentials being revoked for the entire season.

Credential language, which appears on all credentials issued for Iowa football, is printed on page 265 of this guide. All rules and regulations listed are enforced by the University of Iowa Athletics Department and the Big Ten Conference.

Parking

Requests for parking should be made when requesting credentials online. All parking passes in 2021 will be provided electronically.

Media parking is located in Ramp 3 at the northeast corner of Kinnick Stadium (corner of Hawkins Drive and Evashevski Drive), or Ramp 4, east of the southeast corner of the stadium (South Grand Avenue).

To access Ramp 3 (address is 800 Evashevski Drive, Iowa City), you must approach Ramp 3 from the north on Hawkins Drive, as Hawkins Drive is closed to traffic between Evashevski Drive and Melrose Avenue 2.5 hours prior to kickoff.

For best access to Ramp 4 (address is 39 South Hospital Drive), use Melrose Avenue from the west, turn left on South Grand Avenue, and

turn left into Ramp 4. From the east, use Grand Avenue from Riverside Drive and turn right into Ramp 4 from South Grand Avenue.

Television stations needing satellite truck parking must contact Traci Wagner (319-335-9411) early in the week prior to that Saturday's game, to make arrangements. Truck parking is located outside the southeast corner of Kinnick Stadium (Gate M) adjacent to Hawkins Drive.

Media Entrances

Members of the media are encouraged to enter Kinnick Stadium at the northeast corner of the stadium (Gate I, immediately across from Ramp 3) and proceed through the north and west concourses to elevator F, located at the midway point of the west stands. Media may also enter through Gate F on the west side of Kinnick Stadium.

Photo/TV Credentials

Photo credentials must be requested following the same guidelines as mentioned above. The photo room is located at the northeast corner of the Kinnick Stadium playing field. Photo credentials must be presented in order to receive a vest for sideline photography. Entrance to the photo room from the playing field is at the northeast corner of the field. From the concourse, use the stairs in the north end of the east stands (near Gate I).

Photo vests must be checked out from the photo room and worn to allow access to the playing field. Vests must be returned to the photo room 10-15 minutes following the conclusion of each game.

For local television crews, one credential issued to each outlet will have access to the fourth level of the press box, although television stations are not allowed to video tape from the press box and a seat is not assigned. TV camera personnel on the sidelines must adhere to all sideline policies.

An overhead high 50 press box angle of the game from the HawkVision video boards in Kinnick Stadium may be obtained by contacting in advance: Mike Moriarity (mike-moriarity@uiowa.edu).

Services

Complete play-by-play, halftime statistics, final team and individual stats, complete defensive stats, drive charts, participation charts and quotes from both head coaches are available following each home game. Stat Broadcast is available for each home game via statbroadcast.com.

The Kinnick Stadium press facility closes four hours following the conclusion of postgame press conferences.

Telephones

Media requiring their own phone lines should call 319-335-2945 and ask for a work order clerk.

High Speed Internet Access

Hard wire high speed internet access is available at every media seat in the Kinnick Stadium press box. Wireless internet access is available, with a username and password, both in the press box and in the postgame interview rooms. Please ask for IT assistance in the press box should you need wireless access on game day.

Postgame Information via E-Mail

All game statistics, notes, and quotes are e-mailed from Kinnick Stadium following Iowa home games when requested. This information is filed in PDF format and is sent within 30-45 minutes following home games to all email addresses which are provided on credential requests.

All Iowa football information can be found on the Iowa website, <https://hawkeyesports.com/football-media-info/>, throughout the season.

Press Conference Transcripts

Transcripts of Tuesday press conferences and home game post-game press conferences with Coach Kirk Ferentz, are provided by ASAP Transcripts. Transcripts of Ferentz press conferences are available for download via the football information site, <https://hawkeyesports.com/football-media-info/>.

Accommodations

A directory of hotels, motels, restaurants, and available air transportation can be found on page 266 of this guide. The UI Athletic Communications office does offer assistance in securing hotel rooms in the area upon request. Contact Rhonda Wetjen in the UI Athletic Communications office (319-335-9411) for reservations.

Postgame Interviews

Members of the media should contact Steve Roe or Matt Weitzel with player requests prior to leaving the press box. UI Athletic Communications staff will be departing the press box with approximately five minutes remaining in the game.

Both team locker room facilities are located beneath the south end zone stands. All player and coaches interviews will take place in the designated media rooms. You may follow a member of the UI Athletic Communications staff from the press box or ask for directions on getting to the postgame media rooms.

Both head coaches are available (in different interview rooms) following the cooling off period, with player interviews to follow. Coach Ferentz' postgame comments are televised on the monitors in the media section of the Brechler press box and the photo room. Quotes from both head coaches are distributed following the interview sessions.

The Iowa locker room is closed to the media. Selected Iowa players are available in the Iowa interview room.

Field Access

Credentialed members of the media are allowed field access up to 60 minutes prior to kickoff. Members of the media are not allowed field access during the game until five minutes or less remain in the contest. Members of the media will be held at the northwest corner of the playing field until under two minutes remain and will then be allowed to proceed immediately to the north end zone for postgame interviews.

Recruit Interviews

The University of Iowa is committed to full compliance with NCAA Division I rules, and per NCAA Rule 13.10.1, members of the media are not allowed to have any type of in-person, face-to-face contact with a prospective student-athlete and/or interview a prospective student-athlete (either by telephone or any other communication medium) while that prospective student-athlete is visiting the University of Iowa in conjunction with our athletics programs (i.e., official or unofficial visits).

Any violation of this rule falls solely on the University of Iowa. Therefore, if a member of the media is unable to adhere to this rule and becomes a liability, the University of Iowa will retain the right to revoke media credentials.

The Hawkeye Radio Network

Fans of the University of Iowa following the Hawkeyes on radio can tune in on their favorite station throughout the state of Iowa and the Midwest.

The radio voice of the Hawkeyes is Gary Dolphin, a Cascade, Iowa native who handles all play-by-play action of both Iowa football and men's basketball. In addition, Dolphin also serves as the host of the weekly coach's shows during the season with football Coach

Kirk Ferentz and men's basketball Coach Fran McCaffery. Dolphin is a three-time Iowa Sportscaster of the Year. He is in his 25th year of broadcasting Iowa football and basketball on the Hawkeye Radio Network. Dolphin, overall, is in his 49th year of play-by-play broadcasting, which includes seven years of broadcasting basketball games for Northwestern University. He served as the Network Television Coordinator for the Chicago Bears from 1989-99.

Dolphin is joined on all University of Iowa football broadcasts by former Hawkeye and NFL great Ed Podolak. A native of Atlantic, Iowa, Podolak was a three-year letterman for the Hawkeyes (1966-68) as a quarterback and running back and is a member of the Iowa Varsity Club Hall of Fame. He enjoyed a lengthy professional career with the Kansas City Chiefs and is a member of the Chiefs Hall of Fame. He has been a part of Iowa football broadcasts for 39 years and over 460 games. Iowa's sideline reporter is Rob Brooks, son of Hall of Fame broadcaster, Bob Brooks.

The Hawkeye Radio Network, a production of Learfield Communications, Inc. of Jefferson City, Missouri, blankets the state of Iowa and bordering states with more than 50 stations providing live coverage. The Hawkeyes can also be heard on the World Wide Web (hawkeyesports.com) via Hawkeye All-Access, and on Sirius and XM satellite radio.

Credential Language

The following is the information printed on the University of Iowa game day media credential. All rules and regulations listed are enforced by the University of Iowa Athletics Department and the Big Ten Conference.

This working credential is subject in all respects to the Media Credential Criteria and Policies set forth by the Big Ten Conference as in effect from time to time. This working credential is issued for the sole purpose of providing facility access to an accredited agency's employee who has a legitimate working function (media or game service) in conjunction with this event. It is non-transferable and non-assignable and any duplication or alteration of this document is prohibited. Any unauthorized use of this credential subjects the bearer to ejection from the facility and prosecution for criminal trespass. Any secondary use of any picture, photograph, audio description, video, film/tape, drawing or other description of a game taken or made by the accredited organization or individual to whom this credential has been issued (including, but not limited to use in delayed editorial or non-editorial advertising, sales promotion or merchandising) is prohibited without prior specific written approval of the Big Ten Conference. Nothing in these terms and conditions authorizes or allows bearer to violate any of the trademarks, copyright and other proprietary rights of the Big Ten Conference. A maximum of two minutes (2:00) of game video footage (without audio) may be utilized during the 96 hours following the conclusion of the game solely within regularly scheduled bona fide news programming distributed via television, including such television programming simulcast on the internet, wireless or other forms of media, but otherwise may not be distributed on the internet, wireless or other forms of media.

Additionally, live streaming of postgame news conferences is not permitted, while video clips of postgame news conferences are limited to 2:00 or less (multiple clips are allowed).

ACCEPTANCE OF THIS CREDENTIAL CONSTITUTES AGREEMENT BY THE BEARER AND HIS OR HER ORGANIZATION TO ABIDE BY THE FOREGOING CONDITIONS.

Air Transportation from Eastern Iowa Airport

Allegiant Air _____	702-505-8888
American Airlines _____	800-433-7300
Delta Airlines _____	800-221-1212
Frontier Airlines _____	800-432-1359
United Airlines _____	800-864-8331

Hotels/Motels - Area Code is 319

AmericInn, 2597 Holiday Rd., Coralville _____	625-2400
Baymont Inn & Suites, 200 6th St., Coralville _____	337-9797
Comfort Inn, 214 W. 9th St., Coralville _____	337-8382
Comfort Suites, 2431 James St., Coralville _____	338-3400
Country Inn & Suites, 2571 Heartland Pl., Coralville _____	545-8464
Courtyard by Marriott Iowa City (University Heights) _____	569-6777
Days Inn & Suites by Wyndham, 704 1st Ave., Coralville _____	499-5958
Drury Inn and Suites, 815 1st Ave., Coralville _____	337-4891
Element Iowa City _____	248-7900
Fairfield Inn, 650 Coral Ridge Ave., Coralville _____	333-7711
Graduate Iowa City Hotel, 210 S. Dubuque St., Iowa City _____	337-4058
Hampton Inn, 1200 1st Ave., Coralville _____	351-6600
Hampton Inn, 4 Sturgis Corner Dr., Iowa City _____	339-8000
Heartland Inn, 87 2nd St., Coralville _____	351-8132
Hilton Garden Inn, 328 DS. Clinton St., Iowa City _____	248-6100
Holiday Inn Express Hotel & Suites, 970 25th Ave., Coralville _____	625-5000
Homewood Suites by Hilton, 921 E. 2nd St., Coralville _____	338-3410
Home2 Suites by Hilton, 740 Coral Ridge Ave., Coralville _____	337-5011
Hotel Chauncey 404 E College St, Iowa City _____	519-6601
Hyatt Place, 255 E. Court St., Iowa City _____	569-2780
Iowa House Hotel, 121 Iowa Memorial Union, Iowa City _____	335-3513
MainStay Suites, 2491 Holiday Rd., Coralville _____	625-2200
Marriott Hotel and Conference Center, 300 E. 9th St., Coralville _____	688-4000
Quality Inn, 209 9th St., Coralville _____	351-8144
Radisson Hotel, 1220 1st Ave., Coralville _____	351-5049
Residence Inn by Marriott, 2681 James St., Coralville _____	338-6000
Riverside Golf Resort, 3184 Hwy. 22, Riverside _____	648-1234
Sleep Inn & Suites, 485 Madison Ave. N, North Liberty _____	665-2700
Springhill Suites, 1001 25th Ave., Coralville _____	625-1001
Staybridge Suites, 801 E 2nd Ave, Coralville _____	259-1500
Super 8 Motel, 611 1st Ave., Coralville _____	337-8388
The Highlander, 2525 N. Dodge St., Iowa City _____	354-2000
The Hotel at Kirkwood Center, 7725 Kirkwood Blvd. SW, Cedar Rapids _____	848-8700
Travel Lodge, 2216 N. Dodge St., Iowa City _____	351-1010

Dining Options

For complete listings of restaurants in the Iowa City-Coralville area, please visit:

<http://www.thinkiowacity.com/restaurants>

<http://downtowniowacity.com/eat-drink>

The Hawkeye Visions Endowment Program: Hawkeye Visions is an on-going campaign, which seeks to build an endowment capable of covering the cost, via earnings, of UI student-athlete scholarships. The program currently includes over 200 scholarships ranging from fully endowed scholarships, partially endowed, in development or scholarships pledged via an estate gift. The following Visionary and Leadership level endowed scholarships will be awarded for the 2021-22 academic year.

Visionary Level Scholarships

Beth and Bob Allsop Point Guard Scholarship
 John and Ruth Beckman Scholarships
 Ray Carlson Lineman Scholarship
 Mark C. Falb Quarterback Scholarship
 Bill and John Fenton Football Scholarship
 George C. and Nora Foerstner Memorial and Alex A. and JoAnn F. Meyer Football Scholarships
 Russ and Ann Gerdin Family Football Scholarships
 Russ and Ann Gerdin Family Men's Basketball Scholarships
 Russ and Ann Gerdin Family Women's Basketball Scholarship
 Russ and Ann Gerdin Family Wrestling Scholarship
 Russ and Ann Gerdin Family Athletic Scholarship
 Leonard A. and Marlene S. Hadley Center Football Scholarship
 Mike "Hammer" Hammond Football Scholarship Fund
 Robert G. and Annalee Jacoby Hockridge Wrestling Scholarship
 Jim and Rhonda Juhlin Men's Basketball Scholarship
 Nile Kinnick Leadership Scholarship

Mary Lee Hawkeye Spirit Scholarships
 Gus and Theo Mastrogany Football End Scholarship
 Robert W. and Jean C. Ottilie Athletic Scholarships
 Ned and Reba Postels Family Men's Basketball Scholarship
 James Rohweder Baseball Second Baseman Scholarship
 James Rohweder Softball Second Baseman Scholarship
 Christian G. 'Dutch' Schmidt Baseball Scholarships
 Keith and Justine Schulte "6th-Man" Men's Basketball Scholarship
 John and Peg Slusher Softball Catcher Scholarship
 Roland and Esther Smith Men's Athletic Scholarships
 Roland and Esther Smith Women's Athletic Scholarships
 Arthur E. Stanley Football Scholarships
 Chris Street Memorial Men's Basketball Scholarship
 Dale L. Tieden Football Scholarships
 Henry B. and Patricia B. Tippie Athletic Scholarships
 Dr. Virginia M. Weimar Women's Basketball Scholarship
 Jim and Susan Woods Offensive Lineman Scholarship

Leadership Level Scholarships

Dr. C.F. "Larry" and Lois Barrett Football Scholarship
 Micheal and Patricia Beal Women's Basketball Scholarship
 P. Sue Beckwith, M.D., Women's Basketball Scholarship
 P. Sue Beckwith, M.D., Rowing Scholarship
 Warren and Harriet Berman Family Football Scholarship
 Warren and Harriet Berman Family Men's Basketball Scholarship
 Mike Boddicker Baseball Scholarship
 Lester Bookey Memorial Scholarship
 Patty and Tom Buroker Football Scholarship
 Thomas L. Cardella Football Scholarship
 B. W. "Wayne" Carpenter Family Football Scholarship
 Carver Scholarship/Slater Award
 Gene and Jennie Clay Football Scholarship
 John and Mary Ann Colloton Men's Basketball Scholarship
 John and Mary Ann Colloton Football Scholarship
 John and Mary Ann Colloton Women's Basketball Scholarship
 John and Mary Ann Colloton Wrestling Scholarship
 Catherine Nacke Cooper Men's Basketball Scholarship
 Brad and Peggy Davis Golf Scholarship
 Tom and Shari Davis Men's Basketball Manager Scholarship
 Doran Family Gymnastics Scholarship
 C. W. "Bump" Elliott Football Scholarship
 Dr. Brent and Ellen Feller Men's Basketball Scholarship
 John Ferentz Memorial Football Scholarship
 Fitzgerald Family Women's Basketball Scholarship
 Hayden Fry Captain's Scholarship
 Eugene and Pat Gauron Women's Tennis Scholarship
 Al Grady Memorial Football Scholarship
 Hanlen Family Athletic Scholarship
 Carol Hauptert Football Scholarship
 Donald W. and Marilyn Heineking Baseball Scholarship
 Donald W. and Marilyn Heineking Football Scholarship
 Donald W. and Marilyn Heineking Men's Cross Country/Track Scholarship
 Donald W. and Marilyn Heineking Men's Basketball Manager's Scholarship
 Donald W. and Marilyn Heineking Softball Scholarship
 Donald W. and Marilyn Heineking Volleyball Scholarship
 Donald W. and Marilyn Heineking Women's Basketball Scholarship
 Donald W. and Marilyn Heineking Wrestling Scholarship
 Theo and Glenda Hitchens Football Scholarship
 Theo and Glenda Hitchens Men's Basketball Scholarship
 James Hoak Men's Golf Scholarship
 Tim and Kathie Howard Football Scholarship
 Iowa Style Wrestling Scholarship
 Richard O. Jacobson Football Scholarship
 Johnson County I-Club Football Scholarship
 Johnson County I-Club Wrestling Scholarship
 Bud and Georgia Johnson Women's Basketball Scholarship
 Bud and Georgia Johnson Volleyball Scholarship
 Nile Kinnick Memorial Scholarships
 Nile Kinnick Scholarship for Women
 Ron Kirchoff Men's Basketball Scholarship
 Don and Joyce Klimes Football Scholarship
 W. A. Krause Football Scholarship
 Gary Kurdelmeier Wrestling Scholarship
 Robert and Dorothy Lee Scholarship
 Michael and Chelle Lehman Volleyball Scholarship

Jack and Ailene Liechty Men's Golf Scholarship
 Jack and Ailene Liechty Football Scholarship
 Jack and Ailene Liechty Men's Basketball Scholarship
 Jack and Ailene Liechty Women's Basketball Scholarship
 Linn County I-Club Football Scholarship
 Lohaus Men's Basketball Scholarship
 Paul Mason Memorial Scholarship
 Bob and Jo Lynne Meskimen Family Football Scholarship
 Monday Morning Quarterback Club Football Scholarship
 Terry and Susan Mulligan Football Scholarship
 Terry and Susan Mulligan Men's Swimming Scholarship
 Bucky O'Connor Men's Basketball Scholarship
 Bucky O'Connor Men's Golf Scholarship
 Dennis and Donna Oldorf Athletic Scholarship
 Robert and Ruth Bywater Olson Football Scholarship
 Bob and Dorothy Otto Football Scholarship
 Dave Paulson Baseball Scholarship
 Whitey and Grace Piro Football Scholarship
 William and Kay Pitlik Wrestling Scholarship
 William and Kay Pitlik Football Scholarships
 William and Kay Pitlik Softball Scholarship
 William and Kay Pitlik Women's Basketball Scholarship
 William and Kay Pitlik Field Hockey Scholarship
 Polk County I-Club Football Scholarship
 Polk County I-Club Softball Scholarship
 Rigler Family Football Scholarship
 Dave and Rita Roberts Women's Basketball Scholarship
 Bob Root Memorial Football Scholarship
 Stella Wolff Sanford Women's Scholarship
 Douglas D. Schnoebelen Women's Basketball Scholarship
 John and Dorothy Sill Wrestling Scholarship
 Val, Marilyn and Gary Skarda Family Baseball Scholarship
 Betty and Bob Stein Family Swimming Scholarship
 Professor Ralph I. and Barbara G. Stephens Women's Basketball Scholarship
 Marshall Stewart Athletic Scholarship
 Dennis and Janice Oliver Strang Football Scholarship
 John Streif Men's Basketball Scholarship
 Ben Trickey Memorial Scholarship
 Raymond K. and Susan K. Vawter Football Scholarship
 W. David Ward Football Scholarship
 George Wine Sports Information Scholarship
 Earl and Edna Yoder Football Scholarship

The Hawkeye Visions Endowment Program: Investing in a Winning Future

To make a gift or for more information about the Hawkeye Visions Endowment Program, please contact Director of Development Sloane Tyler at (319-467-3736), Sloane.Tyler@foriowa.org, or (800) 648-6973. Please visit jointheclub.com for more information. The UI Center for Advancement is the preferred channel of support for private contributions to all areas of the University of Iowa.

Correct Athletic Endowed Scholarship Gift Minimums

Sustaining Scholarships require a gift of at least \$100,000

Naming example: The John and Jane Doe Athletic Scholarship

Leadership Scholarships require a gift of at least \$500,000

Naming example: The Doe Family Baseball Scholarship

Visionary Scholarships require a gift of at least \$1,000,000

Naming example: The Jane Doe Women's Basketball Point Guard Scholarship

Your hosts in the Paul J. Brechler Press Box include UI Athletic Communications staff members Steve Roe, James Allan, Chris Brewer, Hannah Ossman, Traci Wagner and Matthew Weitzel, along with Brian Ray, Director of Photography, and assistant director of photography Stephen Mally. The Athletic Communications staff also includes intern Sam Basler, and student staff members Jack Bacon, Ryan Clevenger, Mason Heckman, Claire Kelly, Maddie McCarron, Jaren Nelson, Duncan Shay, and Abby Wisecup.



**Steve
Roe**



**James
Allan**



**Chris
Brewer**



**Stephen
Mally**

Roe was named Director of Athletic Communications in July, 2011, after serving as interim director for one year. He joined the Hawkeye staff in 1990 and was named associate director in 1997. The Iowa City native earned his bachelor's degree from Buena Vista University and his master's degree from Northeast Louisiana University. Steve and his wife, Janet, have a daughter, Nike, and a son, James, two granddaughters, Teagan (17) and Lydia (8), and a grandson, Jack (11). Both Nike (law degree) and James (bachelor's degree) earned degrees from the University of Iowa.



**Hannah
Ossman**



**Brian
Ray**



**Traci
Wagner**



**Matthew
Weitzel**

Wagner is in her 23rd year as an assistant after previously serving as a student assistant for four years and as an intern for two years. A native of Iowa Falls, Wagner earned her bachelor's degree in 1997 with a double major in journalism and communication studies. Traci and her husband, Jason, have a son, Nick and a daughter, Sydney.

Weitzel was named associate director in July, 2012, after serving as assistant director since 1998. Weitzel graduated from the University of Iowa in 1997 with a bachelor's degree in journalism and mass communication, with an emphasis in business. The native of Mundelein, Illinois, was a student in the sports information office for three years. He and his wife, Carrie, have a one-year old son, Grey.

Brewer was named associate director in 2016 after serving as an assistant director since 2009. He was named Division I Wrestling Sports Information Director of the Year by the National Wrestling Media Association (NWMA) in 2016. In 2004, the Iowa City native earned his English degree from the University of Iowa and served as a graduate assistant with the Detroit Lions media relations department. He and his wife, Brooke, have a daughter, Elyse, and a son, Del.

Allan was named associate director of content in 2016 following seven years as a full-time assistant. It is Allan's second stint in the office, as he served as a student assistant from 2000-04. Allan returned to Iowa City after serving as the sports information director at the University of Missouri-Kansas City from 2005-10, and as the athletics media relations intern at Texas Christian University in 2004-05. The Hampton, Iowa, native earned his bachelor's degree in journalism from the University of Iowa in May, 2004. He and his wife, Mary Ann, have four children, Jonathan, Will, Eleanor, and Olivia.

Ossman joined the full-time staff in August 2019, after assisting for a year in the department as an intern. The Farmington, Illinois, native earned her bachelor's degree in communications and journalism and master's degree in sport management from Northern Illinois University. There, she worked in the Athletic Communications department as a student assistant and graduate assistant.

Ray joined the UI athletics department in December, 2013, as serves as the athletics department director of photography. Ray previously was the Iowa City chief photographer and senior visual journalist for the Cedar Rapids Gazette and is a Davenport, Iowa native. Ray earned a bachelor's degree from Iowa in journalism and psychology in 2002. Brian and his wife, Joanna, have a son, Boston, and a daughter, Joslynn.

Mally is in his third year as assistant director of photography for the athletics department. Prior to joining the Hawkeye staff Stephen was a staff photographer at the Cedar Rapids Gazette.

The Athletic Communications Office is located in Suite S300 in Carver-Hawkeye Arena. Rhonda Wetjen is the office assistant and the office phone number is 319-335 9411.



George Wine Scholarship Benefits University of Iowa Student Interns

Dr. Barrie Anderson, spouse of former University of Iowa Sports Information Director George Wine, has established the George Wine Memorial Scholarship Fund. The fund provides a scholarship each semester to a senior student intern who is employed in the UI Athletic Communications office. Wine served as Iowa's Sports Information Director from 1968-1993.





2021 SCHEDULE

SEPT. 4	INDIANA
SEPT. 11	AT IOWA STATE
SEPT. 18	KENT STATE
SEPT. 25	COLORADO STATE
OCT. 1	AT MARYLAND
OCT. 9	PENN STATE
OCT. 16	PURDUE
OCT. 23	OPEN
OCT. 30	AT WISCONSIN
NOV. 6	AT NORTHWESTERN
NOV. 13	MINNESOTA
NOV. 20	ILLINOIS
NOV. 26	AT NEBRASKA