



IOWA HAWKEYES

4-0 Overall, 0-0 Big Ten

3 FINAL FOURS | 8 BIG TEN CHAMPIONSHIPS | 2 BIG TEN TOURNAMENT TITLES | 27 NCAA TOURNAMENTS

WESTERN MICHIGAN (1-2) at IOWA (4-0)

Nov. 22, 2021 // Iowa City, Iowa // Carver-Hawkeye Arena // 7:33 p.m. CT

IOWA HAWKEYES (Previous Game Starters)

Pos.	No.	Name	Ht.	Wt.	Yr.	Hometown	Statistical Summary
G	2	Joe Toussaint	6-0	190	Jr.	Bronx, New York	6.5 ppg, 1.5 rpg, 5.7 apg
G	3	Jordan Bohannon	6-1	175	RS-Sr.	Marion, Iowa	12.5 ppg, 1.3 rpg, 0.8 apg
F	22	Patrick McCaffery	6-9	200	RS-So.	Iowa City, Iowa	12.0 ppg, 2.3 rpg, 2.3 apg
F	15	Keegan Murray	6-8	225	So.	Cedar Rapids, Iowa	25.5 ppg, 9.5 rpg, 2.7 bpg
F	0	Filip Rebraca	6-9	230	Sr.	Sombor, Serbia	6.0 ppg, 8.0 rpg, 0.8 apg

Head Coach: Fran McCaffery (Penn, 1979); 12th Season at Iowa (220-152); 24th Season Overall (471-329)

GAME #5 STORYLINES

- Jordan Bohannon sank his 375th career 3-pointer last Thursday to surpass Ohio State's Jon Diebler (2008-11) to become the Big Ten's all-time 3-point leader.
- Iowa has won 74 of its last 79 nonconference home games, dating back to 2012.
- Sophomore forward Keegan Murray ranks first in the Big Ten in points per game (25.5), fifth in free throw percentage (.923), and sixth in rebounds per game (9.5).
- Keegan Murray is one of three players from a major conference to score 24+ points in each of their first four games of the season over the last 15 years. In addition to Murray, Kansas State's Michael Beasley (2007-08) and Arizona's Allonzo Trier (2017-18) accomplished the feat.
- Keegan Murray exploded for 27 points, 21 rebounds, four blocks, and two assists in last Tuesday's win over North Carolina Central. He is the first Hawkeye to total 25+ points and 20+ rebounds in a game since Bruce King in 1977. King had 31 points and 21 rebounds vs. Ohio State in 1977.
- Iowa has been making the most of its trips to the foul line through four games. The Hawkeyes are shooting a Big Ten-best 82.2 percent from the foul line, making 83-of-101 attempts. Three Hawkeyes have missed two attempts or less (Keegan Murray, 24-of-26; Patrick McCaffery 11-of-12; Tony Perkins 10-of-11).
- Fran McCaffery coached in his 800th career game as a head coach last Thursday versus Alabama State. He has coached a first-team All-Big Ten honoree six of the last eight years. He has guided Iowa to 20+ wins seven of the last nine seasons and fifth place or better finishes in the Big Ten five of the last seven years.
- Iowa is the only Division I program with two sets of brothers on the 2021-22 roster, with one being identical twins. Connor and Patrick McCaffery are two years apart, while Keegan and Kris Murray are identical twins. The Murray twins are one of four twins on Division I rosters this season (Arizona State, San Diego State, and SIUE).
- Jordan Bohannon is back for his sixth season. He is Iowa's career leader in assists (642), free throw percentage (.889), games played (147), and 3-pointers (378).
- Iowa has won 14 home games each of the last three seasons. The Hawkeyes have averaged just over 13 home victories since Fran McCaffery's arrival in Iowa City in 2011.
- Iowa ranked first in the Big Ten in scoring offense for the third straight season; Iowa's 83.7 points per game average in 2021 is its highest since the 1988-89 season (89.6). The Hawkeyes have led the conference in scoring four of the last eight seasons.
- Fran McCaffery has guided Iowa to 20 wins or more in seven of the last nine seasons. He has led Iowa to Big Ten upper division finishes eight of the last nine years. Iowa, Michigan State, and Wisconsin have each recorded a Big Ten-best eight first division finishes since 2013.

2021-22 SCHEDULE/RESULTS

Date	Opponent (TV)	Time
Nov. 9	Longwood	W, 106-73
Nov. 12	Kansas City	W, 89-57
Nov. 16	N.C. Central	W, 86-69
Nov. 18	Alabama State	W, 108-82
Nov. 22	Western Michigan (B1G Network)	7:33 p.m.
Nov. 26	Portland State (B1G+)	6:01 p.m.
Nov. 29	at Virginia % (ESPN2)	6 p.m.
Dec. 3	at Purdue (B1G Network)	8 p.m.
Dec. 6	Illinois (FS1)	6 p.m.
Dec. 9	at Iowa State + (ESPN2)	8 p.m.
Dec. 18	vs. Utah State ^ (B1G Network)	8 p.m.
Dec. 21	Southeastern Louisiana (B1G+)	7 p.m.
Dec. 29	Western Illinois (B1G+)	7 p.m.
Jan. 3	Maryland (B1G Network)	8 p.m.
Jan. 6	at Wisconsin (FS1)	8 p.m.
Jan. 13	Indiana (FS1)	8 p.m.
Jan. 16	at Minnesota (B1G Network)	TBD
Jan. 19	at Rutgers (B1G Network)	7:30 p.m.
Jan. 22	Penn State (B1G Network)	TBD
Jan. 27	Purdue (FS1)	8 p.m.
Jan. 31	at Penn State (B1G Network)	6 p.m.
Feb. 3	at Ohio State (FS1)	7 p.m.
Feb. 6	Minnesota (B1G Network)	TBD
Feb. 10	at Maryland (ESPN2)	6 p.m.
Feb. 13	Nebraska (FS1)	2 p.m.
Feb. 17	Michigan (ESPN/2)	6 p.m.
Feb. 22	Michigan State (ESPN/2)	6 p.m.
Feb. 25	at Nebraska (FS1)	8 p.m.
Feb. 28	Northwestern (B1G Network)	8 p.m.
March 3	at Michigan (FS1)	8 p.m.
March 6	at Illinois (FS1)	6:30 p.m.
March 9-13	at Big Ten Tournament *	

all times listed are central

- ^ -- played at Sioux Falls, South Dakota
- % -- Big Ten/ACC Men's Basketball Challenge
- + -- Iowa Corn Cy-Hawk Series
- * -- Big Ten Tournament - Indianapolis

PRONUNCIATION GUIDE

Luc Laketa	LUKE Luh-KET-uh
Josh Ogundele	Oh-GOON-duh-lay
Filip Rebraca	Reh-BRAH-chuh
Kirk Speraw	SPEAR-awe
Joe Toussaint	two-SAHNT
Ahron Ulis	YOU-liss

MULTIMEDIA GAME INFORMATION

TELEVISION

- BIG TEN NETWORK

MOBILE APPS/ONLINE

- FOX SPORTS APP
- Kevin Kugler (PxP)
- Jess Settles (analyst)

RADIO

- Hawkeye Radio Network
- XM 384
- Gary Dolphin (PxP)
- Bob Hansen (analyst)

LIVE STATISTICS

- StatBroadcast
- hawkeyesports.com



HEAD COACH FRAN McCAFFERY

Fran McCaffery, who recently signed a contract extension through the 2028 season, is in his 12th season as the head basketball coach at the University of Iowa and his 26th year overall as a college head coach. McCaffery has reached the 20-win plateau 10 of the last 14 seasons.

McCaffery spent five seasons (2005-10) as the head coach at Siena, six years at UNC-Greensboro (1999-2005) and three seasons at Lehigh (1985-88) before joining the Hawkeyes.

McCaffery has nearly four decades of Division I coaching experience. He is in his 40th season as a collegiate coach, which includes 26 years as a head coach and 14 as an assistant. McCaffery is one of 14 coaches to lead at least four different Division I teams to the NCAA Tournament.

McCaffery, 61, holds a career mark of 471-329 (.588) and guided his teams to 14 postseason appearances (10 NCAA & four NIT). Iowa likely would have competed in another NCAA Tournament in 2020, if not for the NCAA canceling the postseason due to COVID-19. He is 220-152 (.591) at Iowa; the second winningest coach in program history. McCaffery led Iowa to wins in four of the last six NCAA Tournaments (2015, 2016, 2019, and 2021).

Since taking over the Iowa program in 2010, Iowa has earned eight postseason tournament berths (5 NCAA, 3 NIT). McCaffery coached Iowa to 25 victories in 2013, equaling the second-most win total in program history. McCaffery has guided five players to first team All-Big Ten status six of the last eight years, including the 2020 & 2021 National and Big Ten Player of the Year, Luka Garza.

McCaffery has posted upper division finishes in eight of the last nine seasons at Iowa and 20 of 25 seasons as a head coach. He has posted 20 wins or more 10 of the last 14 seasons, including seven of the last nine years at Iowa (2013, 2014, 2015, 2016, 2019, 2020, and 2021). Iowa's 205 victories between 2013-21 are the most over a 10-year span at Iowa since 1987-96 (207).

McCaffery and the Hawkeyes boast a 138-37 (.789) home record the last 10 seasons, which includes a school-record 18 wins in 2014 and 13 consecutive victories in 2019-20. Iowa has won 14 games in Carver-Hawkeye Arena each of the last three seasons (2019, 2020, 2021).

McCaffery's five years at Siena were the best in its 70-year history. He led the Saints on an incredible run that ended with three straight Metro Atlantic Athletic Conference championships and NCAA Tournament appearances.

McCaffery's Saints owned a 112-51 (.687) record in his five years with the program. He guided the Saints to four consecutive 20-win seasons. McCaffery's achievements earned the head coach Siena Hall of Fame recognition in 2017.

The 2009 MAAC Coach of the Year and 2010 District I Coach of the Year is the third winningest coach, by percentage, in league history (.756). He is the only coach to guide a MAAC program to two NCAA Tournament wins. McCaffery led his 2008 and 2009 teams to first round NCAA Tournament victories over Vanderbilt and Ohio State, respectively.

In his final two seasons at Siena, he coached the Saints to back-to-back 27-win campaigns and boasted a combined 39-3 (.929) record against MAAC opponents, which included MAAC Tournament contests.

McCaffery began his coaching career as an assistant at Penn (1982-83) and Lehigh (1983-85). After three seasons as head coach at Lehigh, he spent 11 seasons as an assistant at Notre Dame (1988-99).

McCaffery played basketball at Wake Forest his freshman year (1977-78) and concluded his playing career at Penn his final three seasons (1979-82).

He earned his B.S. degree in Economics from The Wharton School (Penn) in 1982. McCaffery also earned a Master of Education from Lehigh in 1985.



COACHING HONORS

NABC District I Coach of the Year, 2009-10
MAAC Coach of the Year, 2008-09

HEAD COACHING EXPERIENCE

Lehigh (1985-88):49-39 (.557); 8-6 (.571) League
UNC-Greensboro (1999-05).....90-87 (.508); 49-47 (.510) League
Siena (2005-10)112-51 (.687); 68-22 (.756) League
Iowa (2010-present): 220-152 (.591); 103-102 (.502) League

THE McCAFFERY FILE

Born: May 23, 1959
Hometown: Philadelphia, Pennsylvania
High School: LaSalle, 1977
College: B.S. in Economics, The Wharton School (Penn), 1982
Master of Education, Lehigh, 1985
Family: Wife, Margaret
Sons, Connor, Patrick and Jonathan Francis
Daughter, Marit Katherine
Brother, Jack (sportswriter in Philadelphia area)

Coaching Honors

MAAC Coach of the Year, 2009
NABC District I Coach of the Year, 2009-10

Coaching History (39 years)

1983 Assistant Coach, Penn
1984-85 Assistant Coach, Lehigh
1985-88 Head Coach, Lehigh
1988-99 Assistant Coach, Notre Dame
1999-05 Head Coach, UNC-Greensboro
2005-10 Head Coach, Siena
2010-present Head Coach, University of Iowa

Coaching Chart

Overall (25 seasons): 471-329 (.588)
At Iowa (12 seasons): 220-152 (.591)
At Siena (five seasons): 112-51 (.688)
At UNCG (six seasons): 90-87 (.508)
At Lehigh (three seasons): 49-40 (.551)
NCAA Tournament (10 appearances*): 6-9
NIT (four appearances): 6-4

**McCaffery is the first coach to bring three different programs from one-bid leagues to the NCAA Tournament (conferences that sent just one team the year his program advanced).*

McCaffery in Postseason Play

1988 NCAA Tournament -- Lehigh
1989 NCAA Tournament -- Notre Dame
1990 NCAA Tournament -- Notre Dame
1992 NIT -- Notre Dame
1997 NIT -- Notre Dame
2001 NCAA Tournament -- UNC-Greensboro
2002 NIT -- UNC-Greensboro
2008 NCAA Tournament -- Siena
2009 NCAA Tournament -- Siena
2010 NCAA Tournament -- Siena
2012 NIT -- Iowa
2013 NIT -- Iowa
2014 NCAA Tournament -- Iowa
2015 NCAA Tournament -- Iowa
2016 NCAA Tournament -- Iowa
2017 NIT -- Iowa
2019 NCAA Tournament -- Iowa
2020 NCAA Tournament postponed (COVID-19)
2021 NCAA Tournament -- Iowa

Playing Experience

Wake Forest, 1977-78
Penn, 1979-82



Big Ten Standings/Schedule

Team	Big Ten	Pct.	Overall	Pct.
IOWA	0-0	.000	4-0	1.000
Northwestern	0-0	.000	4-0	1.000
Purdue	0-0	.000	3-0	1.000
Indiana	0-0	.000	3-0	1.000
Minnesota	0-0	.000	4-0	1.000
Maryland	0-0	.000	4-1	.800
Michigan	0-0	.000	3-1	.750
Ohio State	0-0	.000	3-1	.750
Penn State	0-0	.000	3-1	.750
Rutgers	0-0	.000	2-1	.750
Illinois	0-0	.000	2-1	.667
Wisconsin	0-0	.000	2-1	.667
Nebraska	0-0	.000	2-2	.500
Michigan State	0-0	.000	2-1	.333

Saturday, Nov. 20

North Carolina vs. Purdue, 3 p.m.
Eastern Michigan at Michigan State, 4 p.m.

Sunday, Nov. 21

Southern University at Nebraska, 3 p.m.
Louisiana at Indiana, 6:30 p.m.

Monday, Nov. 22

Texas A&M vs. Wisconsin, 1 p.m.
Ohio State vs. Seton Hall, 5 p.m.
Cornell at Penn State, 5:30 p.m.
Cincinnati vs. Illinois, 5:30 p.m.
Lafayette at Rutgers, 6 p.m.
Western Michigan at Iowa, 7:30 p.m.
Northwestern vs. Providence, 8:30 p.m.

All times are central

National Rankings

AP Poll

Nov. 15

- Gonzaga
- UCLA
- Kansas
- Michigan
- Villanova
- Purdue
- Duke
- Texas
- Baylor
- Illinois
- Memphis
- Oregon
- Kentucky
- Alabama
- Houston
- Arkansas
- Tennessee
- North Carolina
- Ohio State
- Maryland
- Auburn
- St. Bonaventure
- Connecticut
- Florida
- USC

USA Today Poll

Preseason

- Gonzaga
- UCLA
- Kansas
- Villanova
- Texas
- Michigan
- Purdue
- Baylor
- Duke
- Illinois
- Kentucky
- Oregon
- Alabama
- Houston
- Arkansas
- Memphis
- Ohio State
- Tennessee
- Florida State
- North Carolina
- Maryland
- Auburn
- Connecticut
- St. Bonaventure
- Virginia

2021-22 IOWA CAPTAINS

Iowa captains are Jordan Bohannon and Connor McCaffery.

ALL-TIME SERIES RECORD

Monday will be the fifth meeting between the two teams and first since 1951.

The all-time series is tied 2-2. The Hawkeyes won games in 1941 (49-48) and 1951 (72-68). The Broncos were victorious in 1935 (48-35) and 1950 (58-49).

Iowa is 1-0 in games played between the two teams in Iowa City (72-68 in 1951).

SCOUTING WESTERN MICHIGAN

- Western Michigan competes in the Mid-American Conference. Last season, the Broncos posted a 5-16 overall record and finished in ninth place in their league with a 4-12 conference mark.
- The Broncos lost their last game to Saginaw Valley State (80-63) last Thursday in Kalamazoo. Junior guard Lamar Norman Jr. poured in a career-high 25 points, bolstered by a career-best seven 3-point field goals on 12 attempts. Western Michigan was outscored by 15 at the foul line (21-6).
- Lamar Norman is the only player who averages double figures in scoring, averaging 17.7 points per contest. Markeese Hastings averages a team-best 7.3 rebounds per game.
- Western Michigan has struggled from the free throw line in its first three games, making 23-of-40 attempts (.575). Norman (13), Mack Smith (5), and Josiah Freeman (4) combine to total 22 of the team's 26 3-pointers.
- Western Michigan's roster of 14 is comprised of two seniors, three juniors, three sophomores, and six freshmen.
- B. Artis White, who stands 5-foot-10, is the team's returning leading scorer and was and All-MAC honorable mention a year ago.
- Clayton Bates was named Western Michigan's 14th head coach in March of 2020. He has spent a considerable portion of his coaching career (17 seasons) as an assistant with the Broncos. Bates played at the University of Florida under Lon Kruger and served as an administrative assistant with him at the University of Illinois in 1997 when the Illini advanced to the second round of the NCAA Tournament.
- Iowa's Kirk Speraw was on Lon Kruger's staff as an assistant coach when Bates was recruited and played for the Gators.

SPOTLIGHTING KEEGAN MURRAY'S DOMINATING PERFORMANCE

Keegan Murray posted 27 points, 21 rebounds, four blocks, and two assists in Iowa's win over North Carolina Central on Nov. 16. He accomplished something that has not been done in over four decades by a Hawkeye.

Murray is the first Hawkeye to total 25+ points and 20+ rebounds in a game since Bruce King in 1977. King had 31 points and 21 rebounds vs. Ohio State in 1977.

Murray is one of four players over the last five decades to post a 20-20 game: Kevin Kunert (24-23) vs. Illinois in 1972; Fred Haberecht (29-20) vs. Wisconsin in 1975; Bruce King (42-20) vs. Pittsburgh in 1976; Bruce King (31-21) vs. Ohio State in 1977.

The last Big Ten player to have a 20-20 performance was Purdue's Trevion Williams at Michigan on Jan. 9, 2020 (36-20).

Murray is the first Hawkeye since Greg Brunner in 2006 to grab 20+ rebounds in a game; Brunner had 23 against Minnesota on Jan. 18, 2006.

Murray is the first major conference player with 27+ points, 21+ rebounds, and 4+ blocks since Kansas State's Michael Beasley versus Sacramento State on Nov. 9, 2007.

TOUSSAINT RETURNS TO STARTING LINEUP

Joe Toussaint shined in the season opener on Nov. 9, in his first start since a true freshman in 2019. The native of Bronx, New York, was all over the floor against Longwood tallying nine points, four assists, and four of Iowa's six steals. This past Thursday versus Alabama State, he totaled a career-high 11 assists and a season-high 11 points.

Toussaint ranks second in the Big Ten in assists per game (5.75). He has already matched his 3-point field goals made mark from a year ago through four games this season (3).

Toussaint started 20 of Iowa's 31 games in 2019. His role changed to coming off the bench last year with a roster filled with upperclassmen.



TWICE AS NICE

Sophomores Keegan and Kris Murray rank 1-2 in team scoring. Keegan averages a Big Ten-best 25.5 points, while Kris averages 13 points.

The Murray's combined for 40 points, 14 rebounds, seven blocks, and two assists in the opener against Longwood on Nov. 9. The identical twins were efficient shooting the basketball, shooting a combined 15-of-19 (.789) from the field, including 5-of-8 (.625) from 3-point range, and 5-of-6 (.833) from the free throw line.

The twins combined for 31 points, nine rebounds, two blocks, and three steals against Kansas City on Nov. 12.

They had another terrific game versus Alabama State on Nov. 18. The duo combined for 43 points, eight rebounds, six assists, and one block.

2021-22 SCHEDULE NOTES

- Iowa plays its first six regular season games at home on Media-com Court at Carver-Hawkeye Arena.
- The Hawkeyes will play back-to-back games away from home five times in 2020-21. beginning with the Big Ten/ACC Challenge at Virginia on Nov. 29, and the Big Ten opener at Purdue on Dec. 3.
- Iowa's final two games of the regular season will be on the road at Michigan (March 3) and at Illinois (Dec. 6). It marks the second time in three seasons that the Hawkeyes will be on the road for their final two contests.
- Iowa will host a three-game Big Ten homestand in mid-February hosting Nebraska (Feb. 13), Michigan (Feb. 17), and Michigan State (Feb. 22).
- The Hawkeyes' conference opener will be on Monday, Dec. 6 versus border-rival Illinois.
- Iowa has won 14 home games each of the previous three seasons.

JORDAN BOHANNON HOLDS 4 IOWA ALL-TIME RECORDS

Jordan Bohannon, competing in his sixth season, is the program's career leader in four statistical categories: assists (642), 3-pointers made (378), games played (147), and free throw percentage (.889, 296-333). His 378 triples are the most in Big Ten history and 116 more than any other Hawkeye.

Bohannon, an honorable mention all-conference honoree in 2021, is one of 30 Division I players over the last 25 years to make 75+ 3-pointers in four seasons.

Bohannon ranked first in the league in 3-point accuracy (.394) and second in 3-pointers made per game (2.58) in 2021. He was second in the conference in assist-to-turnover ratio (3.07) and fourth in assists per contest (4.4).

Bohannon's 80 3-pointers in 2021 are fourth most and his 135 assists are ninth most by a senior in program history.

Eighty percent of his made field goals last season were 3-pointers (80-of-100). He is one of only three Division I players since the 1992-93 season to amass more than 625 assists and 360 3-pointers.

Bohannon is one of only three Hawkeyes to post four 100-assist seasons (Jeff Horner, Dean Oliver).

He has accumulated seven points-assists double-doubles, the most in school history. Bohannon registered a school-record eight games with 10 or more assists.

GIVE ME THREE OF THESE, PLEASE

Iowa established a new single-season 3-point field goals made record last season, sinking 301 to best the previous benchmark of 300 set four seasons ago in 2017. Iowa made 38.6 percent of its attempts (301-of-780), its highest percentage since the 1996-97 season (218-of-543). Iowa's 38.6 percentage from long distance in 2020-21 is impressive considering the Hawkeyes attempted 237 more attempts than the 1997 squad. The school record for 3-point percentage in a single-season is 41.5 percent (188-of-453) in 1987-88; that team attempted 327 fewer 3-point shots.

KEEGAN MURRAY TABBED PRESEASON ALL-BIG TEN

Sophomore forward Keegan Murray was named to the 2021-22 Big Ten Preseason Player of the Year.

It marks the third straight season that one or more Hawkeyes have been selected to the preseason list, voted upon by a selected panel of media. Joe Wieskamp was selected in 2019 and 2020, while Luka Garza was tabbed the Big Ten Preseason Player of the Year in November, 2020.

Murray is one of the league's top emerging players after being named to the five-player All-Big Ten Freshman Team a year ago. The Cedar Rapids, Iowa, native was one of only five players nationally -- and only bench player -- to amass 200 points, 35 blocks, 25 steals, and 15 3-pointers. He was the team's leading scorer (7.8) and rebounder (5.5) off the bench in conference play. Murray led team in blocks 12 times and steals five times. The 6-foot-8 forward was second on the team in steals (26) and ranked 11th in the Big Ten in blocked shots per game (1.26). His 39 blocks tie for fourth most by a freshman in program history.

Murray totaled 13 points, seven rebounds, four blocks, three assists, and a steal in Iowa's first-round victory over Grand Canyon to become the first Hawkeye ever to stuff the stat sheet with those numbers in an NCAA Tournament contest.

HAWKEYE FASTBREAKS

- Iowa has topped 100 points in two of four games (Longwood, Alabama State).
- Iowa has limited its turnovers in each of the first four games this season. The Hawkeyes have committed just 34 combined turnovers in four contests (8.5), an average that is third best in the Big Ten.
- Iowa is 113-26 when scoring 80 points or more, the last 12 seasons. The Hawkeyes are 85-2 when holding opponents to fewer than 61 points, the last 12 years.
- The Hawkeyes have won 10 or more Big Ten games six of the last seven seasons.
- Jordan Bohannon, Bob Hansen, Kevin Boyle, and Mark Gannon are the only Hawkeyes to win four games over the Cyclones.
- The Hawkeyes have won six of their last eight ACC/Big Ten Challenge games.
- Iowa has won an NCAA Tournament game each of its last four tournament appearances.
- Iowa has qualified for five NCAA tournaments over the last seven completed seasons (2014-16, 2019, 2021) and eight postseason tournaments over the last nine completed seasons (5 NCAA; 3 NIT).
- Iowa earned a No. 2 seed in the 2021 NCAA Tournament, matching its highest seed ever in NCAA Tournament history (No. 2 seed in the 1987 Tournament).



IOWA SIGNS 2 PREP STANDOUTS

JOSH DIX // G, 6-5, 190 // Council Bluffs, Iowa (Council Bluffs High School)

- Three-year team captain
- Two-time first-team all-conference selection and City Player of the Year
- Third team all-state as a sophomore and first-team all-state as a junior
- Shot 50 percent or better from the field his first three seasons of prep basketball
- Averaged a team-best 19.4 points, 7.2 rebounds, 4.3 assists as a junior
- Shot at 54 percent from the field, 38 percent from 3-point range, and 73 percent from the foul line as a junior
- Surpassed 1,000 career points last season
- Averaged 17.5 points, 5.1 rebounds as a sophomore and 10.2 points per contest as a freshman
- Three-time academic all-conference honoree

FRAN McCAFFERY ON JOSH DIX

"Josh is incredibly versatile. He can play multiple positions. He has a great frame. Josh is good with the ball in his hands finding people and getting to the rim. He's physical defensively and is an excellent rebounder for his position. Josh is a winning player. We are really excited about him."

DASONTE BOWEN // G, 6-3, 165 // Boston, Massachusetts (Brewster Academy)

- Ranked No. 91 in the ESPN Top 100 for the Class of 2022
- Averaged 15.2 points, 3.6 rebounds, 2.6 assists, and 1.4 steals while shooting 52.7 percent from the field, 47.4 percent from 3-point range, and 90 percent from the foul line this past summer playing EYBL
- Netted 37 points and seven assists in a game as a sophomore at Worcester Academy
- All-NEPSAC first team honoree as a sophomore
- Played with Hawkeye sophomore Josh Ogundele at Worcester Academy in 2020

FRAN McCAFFERY ON DASONTE BOWEN

"Dasonte is creative and fearless on the basketball court. He has incredible vision and makes plays. Dasonte can step back and hit the three, but he is constantly attacking the defense. He can rebound and score a variety of ways. He is an incredibly unselfish player. We are excited to welcome him to the Hawkeye family."

COACHING EXPERIENCE

Fran McCaffery has the most experienced coaching staffs in the country. The Iowa men's basketball staff has 75 years of combined collegiate head coaching experience and more than 125 years of collegiate coaching under their belts.

Coach	Years
Fran McCaffery	26 years
Kirk Speraw	20 years
Sherman Dillard	10 years
Billy Taylor	14 years
Al Seibert	5 years

VALUING THE BASKETBALL

Iowa ranked first in the nation in assist-to-turnover ratio (2.02) last season. The Hawkeyes had two players ranked high nationally in assist-to-turnover ratio. Connor McCaffery was fourth in the country with a 3.73 ratio (112 assists; 30 turnovers), while Jordan Bohannon was 13th with a 3.07 ratio (135 assists; 44 turnovers).

IOWA HISTORY

Iowa has played 2,876 games since beginning basketball in 1902. Iowa's overall record is 1,696-1,180 (.589). Iowa's 1,696 wins are 36th most among Division I programs. That includes a 1,086-374 (.743) record in home games, a 610-806 (.431) record in contests away from Iowa City, a 802-805 (.499) mark in Big Ten games and a 490-148 (.768) record in Carver-Hawkeye Arena.

McCAFFERY CLIMBING WINS CHART

Fran McCaffery and the Iowa Hawkeyes have reached the 20-win plateau seven of the last nine seasons. McCaffery and Tom Davis (10) are the only Iowa head coaches to win 20 or more games in at least seven seasons.


Among Iowa's head basketball coaches, McCaffery ranks second in tournament appearances behind Davis (9). Davis is Iowa's all-time winningest coach, while McCaffery is second.

RECENT GRADUATES PLAYING PROFESSIONAL BASKETBALL

A number of recent Iowa basketball graduates are playing professionally: Joe Wieskamp (NBA San Antonio Spurs), Luka Garza (NBA Detroit Pistons), Jarrod Uthoff (Japan), Devyn Marble (Israel), Tyler Cook (NBA Chicago Bulls), Anthony Clemmons (Italy), Gabriel Olaseni (Turkey), Ryan Kriener (Matsuyama), Bakari Evelyn (Germany), Peter Jok (France), Melsahn Basabe (Puerto Rico), and Aaron White (Serbia).



GAME 1: LONGWOOD VS. IOWA



AUSTIN ASH

#13 • Guard
6-3 • 180 • RS-Senior
Cedar Rapids, Iowa
Mount Vernon HS

Opponent	Date	GS	MIN	Total		3-Pointers		Free throws		Rebounds				PF	A	TO	BLK	STL	PTS	AVG
				FG-FGA	PCT	3FG-3FGA	PCT	FT-FTA	PCT	OFF	DEF	TOT	AVG							
Longwood	11/09/2021		13:08	0-3	.000	0-3	.000	3-4	.750	0	0	0	0.0	2	2	1	0	0	3	3.0
Kansas City	11/12/2021		05:28	1-2	.500	0-1	.000	3-4	.750	0	0	0	0.0	1	1	2	0	0	5	4.0
N.C. Central	11/16/2021		00:50	0-0	.000	0-0	.000	0-0	.000	0	0	0	0.0	0	0	0	0	0	0	2.7
Alabama St.	11/18/2021		08:03	1-5	.200	1-5	.200	0-0	.000	0	0	0	0.0	1	1	0	0	0	3	2.8
Totals		0	27:29	2-10	.200	1-9	.111	6-8	.750	0	0	0	0.0	4	4	3	0	0	11	2.8

SEASON HIGHS

POINTS..... 5 vs. KANSAS CITY (11/12/21)
FGM..... 1, 2X, LAST vs. ALABAMA STATE (11/18/21)
FGA..... 5 vs. ALABAMA STATE (11/18/21)
3-PT FGM..... 1 vs. ALABAMA STATE (11/18/21)
3-PT FGA..... 5 vs. ALABAMA STATE (11/18/21)
FTM..... 3, 2X, LAST vs. KANSAS CITY (11/12/21)
FTA..... 4, 2X, LAST vs. KANSAS CITY (11/12/21)
REB..... -- --
AST..... 2 vs. LONGWOOD (11/9/21)
STL..... -- --
BLK..... -- --
MIN..... 13 vs. LONGWOOD (11/9/21)

CAREER HIGHS

POINTS..... 9 vs. SAVANNAH ST (12/22/18)
FGM..... 3 vs. SAVANNAH ST (12/22/18)
FGA..... 9 vs. SAVANNAH ST (12/22/18)
3-PT FGM..... 3 vs. SAVANNAH ST (12/22/18)
3-PT FGA..... 8 vs. SAVANNAH ST (12/22/18)
FTM..... 3, 2X, LAST vs. KANSAS CITY (11/12/21)
FTA..... 4, 2X, LAST vs. KANSAS CITY (11/12/21)
REB..... 2, 3X, LAST vs. NEBRASKA (3/4/21)
AST..... 2, 2X, LAST vs. LONGWOOD (11/9/21)
STL..... 2 AT INDIANA (2/13/20)
BLK..... -- --
MIN..... 19 vs. SAVANNAH ST (12/22/18)

CAREER STATISTICS

YEAR	G/GS	FG-A	PCT	3-PT	PCT	FT-A	PCT	REB	AVG	PF-FO	AST	TO	BLK	STL	PTS	AVG
Fresh.	9/0	5-18	.278	5-16	.313	0-1	.000	5	0.6	1-0	4	0	0	3	15	1.7
Soph.	8/0	3-12	.250	3-11	.273	3-4	.750	5	0.6	3-0	2	2	0	3	12	1.5
Junior	9/0	6-15	.400	3-8	.333	0-0	.000	4	0.4	1-0	2	0	0	1	15	1.7
Senior	4/0	2-10	.200	1-9	.111	6-8	.750	0	0.0	4-0	4	3	0	0	11	2.8
TOTALS	30/0	16-55	.291	12-45	.267	9-13	.692	14	0.5	9-0	12	5	0	7	53	1.8



JORDAN BOHANNON

#3 • Guard
6-1 • 175 • Sixth Year
Marion, Iowa
Linn-Mar HS

Opponent	Date	GS	MIN	Total		3-Pointers		Free throws		Rebounds				PF	A	TO	BLK	STL	PTS	AVG
				FG-FGA	PCT	3FG-3FGA	PCT	FT-FTA	PCT	OFF	DEF	TOT	AVG							
Longwood	11/09/2021	*	17:02	6-8	.750	6-8	.750	0-0	.000	0	0	0	0.0	1	1	0	0	1	18	18.0
Kansas City	11/12/2021	*	24:12	4-8	.500	3-5	.600	2-2	1.000	0	2	2	1.0	2	1	0	0	0	13	15.5
N.C. Central	11/16/2021	*	24:41	1-10	.100	1-9	.111	4-4	1.000	0	2	2	1.3	0	1	0	0	7	12.7	
Alabama St.	11/18/2021	*	21:47	4-8	.500	4-8	.500	0-0	.000	0	1	1	1.3	1	0	0	0	1	12	12.5
Totals		4	87:42	15-34	.441	14-30	.467	6-6	1.000	0	5	5	1.3	4	3	0	0	2	50	12.5

SEASON HIGHS

POINTS..... 18 vs. LONGWOOD (11/9/21)
FGM..... 6 vs. LONGWOOD (11/9/21)
FGA..... 10 vs. N.C. CENTRAL (11/16/21)
3-PT FGM..... 6 vs. LONGWOOD (11/9/21)
3-PT FGA..... 9 vs. N.C. CENTRAL (11/16/21)
FTM..... 4 vs. N.C. CENTRAL (11/16/21)
FTA..... 4 vs. N.C. CENTRAL (11/16/21)
REB..... 2, 2X, LAST vs. N.C. CENTRAL (11/16/21)
AST..... 1, 3X, LAST vs. N.C. CENTRAL (11/16/21)
STL..... 1, 2X, LAST vs. ALABAMA STATE (11/18/21)
BLK..... -- --
MIN..... 25 vs. N.C. CENTRAL (11/16/21)

CAREER HIGHS

POINTS..... 30 vs. UAB (11/22/17)
FGM..... 10, 2X, LAST vs. NEBRASKA (1/6/19)
FGA..... 18 AT NOTRE DAME (11/29/16)
3-PT FGM..... 8, 2X, LAST vs. NEBRASKA (3/4/21)
3-PT FGA..... 16 vs. NORTH CAROLINA (12/8/20)
FTM..... 10, 2X, LAST vs. NEBRASKA (1/6/19)
FTA..... 10, 4X, LAST vs. NEBRASKA (1/7/19)
REB..... 7, 2X, LAST AT INDIANA (2/7/21)
AST..... 14 vs. MINNESOTA (1/10/21)
STL..... 6 vs. PITTSBURGH (11/27/18)
BLK..... 1, 2X, LAST AT MINNESOTA (2/8/17)
MIN..... 45 AT MINNESOTA (2/8/17)

CAREER STATISTICS

YEAR	G/GS	FG-A	PCT	3-PT	PCT	FT-A	PCT	REB	AVG	PF-FO	AST	TO	BLK	STL	PTS	AVG
Fresh.	34/28	118-304	.388	89-214	.416	47-55	.855	76	2.2	55-0	175	76	2	29	372	10.9
Soph.	33/33	137-324	.423	96-223	.430	75-83	.904	74	2.2	59-0	178	68	0	22	445	13.5
Junior	35/35	112-294	.381	79-206	.383	102-117	.880	84	2.4	61-0	118	58	0	23	405	11.6
Senior	10/6	25-84	.298	20-61	.328	18-18	1.000	16	1.6	17-0	33	11	0	8	88	8.8
RS-Sen.	31/31	100-257	.389	80-205	.390	48-54	.889	96	3.1	35-0	135	44	0	16	328	10.6
Sixth Yr.	4/4	15-34	.441	14-30	.467	6-6	1.000	5	1.3	4-0	3	0	0	2	50	12.5
TOTALS	147/137	507-1297	.391	378-939	.403	296-333	.889	351	2.4	231-0	642	257	2	100	1,688	11.5



GAME 1: LONGWOOD VS. IOWA



LUC LAKETA

#25 • Guard
6-5 • 180 • Freshman
Concord, Michigan
Hanover Horton HS

Opponent	Date	GS	MIN	Total		3-Pointers		Free throws		Rebounds				PF	A	TO	BLK	STL	PTS	AVG
				FG-FGA	PCT	3FG-3FGA	PCT	FT-FTA	PCT	OFF	DEF	TOT	AVG							
Longwood	11/09/2021		02:33	0-0	.000	0-0	.000	0-0	.000	0	0	0	0.0	0	0	0	0	0	0.0	
Kansas City	11/12/2021		04:45	0-1	.000	0-1	.000	0-0	.000	0	0	0	0.0	0	0	0	0	0.0		
Alabama St.	11/18/2021		02:17	1-1	1.000	1-1	1.000	0-0	.000	0	0	0	0.0	0	0	0	0	3	1.0	
Totals		0	09:35	1-2	.500	1-2	.500	0-0	.000	0	0	0	0.0	0	0	0	0	3	1.0	

SEASON HIGHS

POINTS..... 3 vs. ALABAMA STATE (11/18/21)
FGM..... 1 vs. ALABAMA STATE (11/18/21)
FGA..... 1, 2X, LAST vs. ALABAMA STATE (11/18/21)
3-PT FGM..... 1 vs. ALABAMA STATE (11/18/21)
3-PT FGA..... 1, 2X, LAST vs. ALABAMA STATE (11/18/21)
FTM..... --
FTA..... --
REB..... --
AST..... --
STL..... --
BLK..... --
MIN..... 5 vs. KANSAS CITY (11/12/21)

CAREER HIGHS

POINTS..... 3 vs. ALABAMA STATE (11/18/21)
FGM..... 1 vs. ALABAMA STATE (11/18/21)
FGA..... 1, 2X, LAST vs. ALABAMA STATE (11/18/21)
3-PT FGM..... 1 vs. ALABAMA STATE (11/18/21)
3-PT FGA..... 1, 2X, LAST vs. ALABAMA STATE (11/18/21)
FTM..... --
FTA..... --
REB..... --
AST..... --
STL..... --
BLK..... --
MIN..... 5 vs. KANSAS CITY (11/12/21)

CAREER STATISTICS

YEAR	G/GS	FG-A	PCT	3-PT	PCT	FT-A	PCT	REB	AVG	PF-FO	AST	TO	BLK	STL	PTS	AVG
Fresh.	3/0	1-2	.500	1-2	.500	0-0	.000	0	0.0	0-0	0	0	0	0	3	1.0



CONNOR MCCAFFERY

#30 • Guard/Forward
6-5 • 205 • RS-Senior
Iowa City, Iowa
West HS

Opponent	Date	GS	MIN	Total		3-Pointers		Free throws		Rebounds				PF	A	TO	BLK	STL	PTS	AVG
				FG-FGA	PCT	3FG-3FGA	PCT	FT-FTA	PCT	OFF	DEF	TOT	AVG							
Longwood	11/09/2021		13:55	1-1	1.000	1-1	1.000	0-0	.000	1	6	7	7.0	0	0	0	0	0	3	3.0
Kansas City	11/12/2021		13:03	0-1	.000	0-1	.000	0-0	.000	1	2	3	5.0	1	3	0	0	0	0	1.5
N.C. Central	11/16/2021		21:08	0-1	.000	0-1	.000	2-2	1.000	0	1	1	3.7	3	3	1	0	1	2	1.7
Alabama St.	11/18/2021	*	18:11	1-1	1.000	0-0	.000	1-2	.500	2	2	4	3.8	2	3	1	0	1	3	2.0
Totals		1	66:17	2-4	.500	1-3	.333	3-4	.750	4	11	15	3.8	6	9	2	0	2	8	2.0

SEASON HIGHS

POINTS..... 3, 2X, LAST vs. ALABAMA STATE (11/18/21)
FGM..... 1, 2X, LAST vs. ALABAMA STATE (11/18/21)
FGA..... 1, 4X, LAST vs. ALABAMA STATE (11/18/21)
3-PT FGM..... 1 vs. LONGWOOD (11/9/21)
3-PT FGA..... 1, 3X, LAST vs. N.C. CENTRAL (11/16/21)
FTM..... 2 vs. N.C. CENTRAL (11/16/21)
FTA..... 2, 2X, LAST vs. ALABAMA STATE (11/18/21)
REB..... 7 vs. LONGWOOD (11/9/21)
AST..... 3, 3X, LAST vs. ALABAMA STATE (11/18/21)
STL..... 1, 2X, LAST vs. ALABAMA STATE (11/18/21)
BLK..... --
MIN..... 21 vs. N.C. CENTRAL (11/16/21)

CAREER HIGHS


POINTS..... 19 vs. CONNECTICUT (11/16/18)
FGM..... 6 AT MICHIGAN STATE (2/13/21)
FGA..... 9 AT ILLINOIS (1/29/21)
3-PT FGM..... 4 AT MICHIGAN STATE (2/13/21)
3-PT FGA..... 8 vs. PURDUE (3/3/20)
FTM..... 9 vs. CONNECTICUT (11/16/18)
FTA..... 11 vs. CONNECTICUT (11/16/18)
REB..... 13 vs. MICHIGAN (1/17/20)
AST..... 10 AT MARYLAND (1/7/21)
STL..... 3, 7X, LAST vs. WISCONSIN (3/12/21)
BLK..... 1, 8X, LAST vs. ILLINOIS (3/13/21)
MIN..... 39 AT MINNESOTA (2/16/20)

CAREER STATISTICS

YEAR	G/GS	FG-A	PCT	3-PT	PCT	FT-A	PCT	REB	AVG	PF-FO	AST	TO	BLK	STL	PTS	AVG
Fresh.	4/0	2-3	.667	1-2	.500	3-4	.750	4	1.0	2-0	7	4	0	2	8	2.0
RS-Fresh.	34/0	35-97	.361	6-29	.207	73-97	.753	49	1.4	61-0	102	43	3	23	149	4.4
Soph.	31/31	55-160	.344	33-97	.340	50-64	.781	124	4.0	80-2	124	27	3	35	193	6.2
Junior	31/31	33-102	.324	18-65	.277	17-29	.586	97	3.1	81-1	112	30	2	19	101	3.3
Senior	4/1	2-4	.500	1-3	.333	3-4	.750	15	3.8	6-0	9	2	0	2	8	2.0
TOTALS	104/63	127-366	.347	59-196	.301	146-198	.737	289	2.8	230-3	354	106	8	81	459	4.4



GAME 1: LONGWOOD VS. IOWA



PATRICK MCCAFFERY

#22 • Forward
6-9 • 200 • RS-Soph.
Iowa City, Iowa
West HS

Opponent	Date	GS	MIN	Total		3-Pointers		Free throws		Rebounds				PF	A	TO	BLK	STL	PTS	AVG
				FG-FGA	PCT	3FG-3FGA	PCT	FT-FTA	PCT	OFF	DEF	TOT	AVG							
Longwood	11/09/2021	*	21:41	3-6	.500	0-3	.000	5-6	.833	0	4	4	4.0	0	4	2	0	0	11	11.0
Kansas City	11/12/2021	*	22:56	5-10	.500	0-1	.000	0-0	1.000	1	1	2	3.0	0	2	0	0	1	10	10.5
N.C. Central	11/16/2021	*	22:53	4-11	.364	1-4	.250	6-6	1.000	1	0	1	2.3	0	1	2	0	0	15	12.0
Totals		3	67:30	12-27	.444	1-8	.125	11-12	.917	2	5	7	2.3	0	7	4	0	1	36	12.0

SEASON HIGHS


POINTS.....15 vs. N.C. CENTRAL (11/16/21)
 FGM..... 5 vs. KANSAS CITY (11/12/21)
 FGA.....11 vs. N.C. CENTRAL (11/16/21)
 3-PT FGM.....1 vs. N.C. CENTRAL (11/16/21)
 3-PT FGA.....4 vs. N.C. CENTRAL (11/16/21)
 FTM..... 6 vs. N.C. CENTRAL (11/16/21)
 FTA..... 6, 2X, LAST vs. N.C. CENTRAL (11/16/21)
 REB..... 4 vs. LONGWOOD (11/9/21)
 AST..... 4 vs. LONGWOOD (11/9/21)
 STL..... 1 vs. KANSAS CITY (11/12/21)
 BLK..... - - -
 MIN..... 23, 2X, LAST vs. N.C. CENTRAL (11/16/21)

CAREER HIGHS

POINTS..... 19 vs. NEBRASKA (3/4/21)
 FGM..... 8 vs. NEBRASKA (3/4/21)
 FGA..... 13 vs. NEBRASKA (3/4/21)
 3-PT FGM..... 3 vs. NEBRASKA (3/4/21)
 3-PT FGA..... 6 vs. NEBRASKA (3/4/21)
 FTM..... 6 vs. N.C. CENTRAL (11/16/21)
 FTA..... 8 vs. N.C. CENTRAL (11/25/20)
 REB..... 6, 2X, LAST vs. NEBRASKA (3/4/21)
 AST.....4 vs. LONGWOOD (11/9/21)
 STL..... 2, 2X, LAST vs. RUTGERS (2/10/21)
 BLK..... 2, 2X, LAST vs. WISCONSIN (3/12/21)
 MIN.....23, 2X, LAST vs. N.C. CENTRAL (11/16/21)

CAREER STATISTICS

YEAR	G/GS	FG-A	PCT	3-PT	PCT	FT-A	PCT	REB	AVG	PF-FO	AST	TO	BLK	STL	PTS	AVG
Fresh.	2/0	3-10	.300	0-4	.000	0-0	.000	5	2.5	2-0	1	0	0	1	6	3.0
RS-Fresh.	31/0	60-137	.438	13-43	.302	29-41	.707	83	2.7	20-0	28	13	12	11	162	5.2
Soph.	3/3	12-27	.444	1-8	.125	11-12	.917	7	2.3	0-0	7	4	0	1	36	12.0
TOTALS	36/3	75-174	.431	14-55	.255	40-53	.755	95	2.6	22-0	36	17	12	13	204	5.7



RILEY MULVEY

#44 • Forward
6-11 • 245 • Freshman
Rotterdam, New York
St. Thomas More

Opponent	Date	GS	MIN	Total		3-Pointers		Free throws		Rebounds				PF	A	TO	BLK	STL	PTS	AVG
				FG-FGA	PCT	3FG-3FGA	PCT	FT-FTA	PCT	OFF	DEF	TOT	AVG							
Longwood	11/09/2021		10:07	0-1	.000	0-0	.000	0-0	.000	0	1	1	1.0	2	1	0	0	0	0	0.0
Kansas City	11/12/2021		05:28	0-0	.000	0-0	.000	0-0	.000	0	1	1	1.0	1	0	0	1	0	0	0.0
Alabama St.	11/18/2021		08:30	0-0	.000	0-0	.000	2-2	1.000	0	5	5	2.3	0	0	1	0	0	2	0.7
Totals		0	24:05	0-1	.000	0-0	.000	2-2	1.000	0	7	7	2.3	3	1	1	1	0	2	0.7

SEASON HIGHS

POINTS..... 2 vs. ALABAMA STATE (11/18/21)
 FGM..... - - -
 FGA..... 1 vs. LONGWOOD (11/9/21)
 3-PT FGM..... - - -
 3-PT FGA..... - - -
 FTM..... 2 vs. ALABAMA STATE (11/18/21)
 FTA..... 2 vs. ALABAMA STATE (11/18/21)
 REB..... 5 vs. ALABAMA STATE (11/18/21)
 AST..... 1 vs. LONGWOOD (11/9/21)
 STL..... - - -
 BLK..... 1 vs. KANSAS CITY (11/12/21)
 MIN..... 10 vs. LONGWOOD (11/9/21)

CAREER HIGHS

POINTS..... 2 vs. ALABAMA STATE (11/18/21)
 FGM..... - - -
 FGA..... 1 vs. LONGWOOD (11/9/21)
 3-PT FGM..... - - -
 3-PT FGA..... - - -
 FTM..... 2 vs. ALABAMA STATE (11/18/21)
 FTA..... 2 vs. ALABAMA STATE (11/18/21)
 REB..... 5 vs. ALABAMA STATE (11/18/21)
 AST..... 1 vs. LONGWOOD (11/9/21)
 STL..... - - -
 BLK..... 1 vs. KANSAS CITY (11/12/21)
 MIN..... 10 vs. LONGWOOD (11/9/21)

CAREER STATISTICS

YEAR	G/GS	FG-A	PCT	3-PT	PCT	FT-A	PCT	REB	AVG	PF-FO	AST	TO	BLK	STL	PTS	AVG
Fresh.	23/0	0-1	.000	0-0	.000	2-2	1.000	7	2.3	3-0	1	1	1	0	2	0.7

GAME 1: LONGWOOD VS. IOWA



KEEGAN MURRAY

#15 • Forward
6-8 • 225 • Sophomore
Cedar Rapids, Iowa
Prairie HS

Opponent	Date	GS	MIN	Total		3-Pointers		Free throws		Rebounds				PF	A	TO	BLK	STL	PTS	AVG
				FG-FGA	PCT	3FG-3FGA	PCT	FT-FTA	PCT	OFF	DEF	TOT	AVG							
Longwood	11/09/2021	*	17:29	8-10	.800	3-4	.750	5-5	1.000	2	5	7	7.0	3	1	0	5	0	24	24.0
Kansas City	11/12/2021	*	22:53	9-15	.600	1-3	.333	6-6	1.000	0	4	4	5.5	2	1	2	1	3	25	24.5
N.C. Central	11/16/2021	*	37:17	9-19	.474	0-4	.000	9-10	.900	9	12	21	10.7	2	2	4	0	27	25.3	
Alabama St.	11/18/2021	*	21:47	10-16	.625	2-5	.400	4-5	.800	2	4	6	9.5	1	4	2	1	26	25.5	
Totals			4 99:26	36-60	.600	6-16	.375	24-26	.923	13	25	38	9.5	8	8	11	4	102	25.5	

SEASON HIGHS

POINTS.....27 vs. N.C. CENTRAL (11/16/21)
FGM.....10 vs. ALABAMA STATE (11/18/21)
FGA.....19 vs. N.C. CENTRAL (11/16/21)
3-PT FGM.....3 vs. LONGWOOD (11/9/21)
3-PT FGA.....5 vs. ALABAMA STATE (11/18/21)
FTM.....9 vs. N.C. CENTRAL (11/16/21)
FTA.....10 vs. N.C. CENTRAL (11/16/21)
REB.....21 vs. N.C. CENTRAL (11/16/21)
AST.....4 vs. ALABAMA STATE (11/18/21)
STL.....3 vs. KANSAS CITY (11/12/21)
BLK.....5 vs. LONGWOOD (11/9/21)
MIN.....37 vs. N.C. CENTRAL (11/16/21)

CAREER HIGHS

POINTS.....27 vs. N.C. CENTRAL (11/16/21)
FGM.....10 vs. ALABAMA STATE (11/18/21)
FGA.....19 vs. N.C. CENTRAL (11/16/21)
3-PT FGM.....3 vs. LONGWOOD (11/9/21)
3-PT FGA.....6 vs. N.C. CENTRAL (11/25/20)
FTM.....9 vs. N.C. CENTRAL (11/16/21)
FTA.....10 vs. N.C. CENTRAL (11/16/21)
REB.....21 vs. N.C. CENTRAL (11/16/21)
AST.....4 vs. ALABAMA STATE (11/18/21)
STL.....3, 3X, vs. KANSAS CITY (11/12/21)
BLK.....5 vs. LONGWOOD (11/9/21)
MIN.....37 vs. N.C. CENTRAL (11/16/21)

CAREER STATISTICS

YEAR	G/GS	FG-A	PCT	3-PT	PCT	FT-A	PCT	REB	AVG	PF-FO	AST	TO	BLK	STL	PTS	AVG
Fresh.	31/4	84-166	.506	16-54	.296	40-53	.755	158	5.1	58-1	17	20	39	26	224	7.2
Soph.	4/4	36-60	.600	6-16	.375	24-26	.923	38	9.5	8-0	8	6	11	4	102	25.5
TOTALS	35/8	120-226	.531	22-70	.314	64-79	.810	196	5.6	66-1	25	26	50	30	326	9.3



KRIS MURRAY

#24 • Forward
6-8 • 225 • Sophomore
Cedar Rapids, Iowa
Prairie HS

Opponent	Date	GS	MIN	Total		3-Pointers		Free throws		Rebounds				PF	A	TO	BLK	STL	PTS	AVG
				FG-FGA	PCT	3FG-3FGA	PCT	FT-FTA	PCT	OFF	DEF	TOT	AVG							
Longwood	11/09/2021		17:23	7-9	.778	2-4	.500	0-1	.000	2	5	7	7.0	2	1	1	2	1	16	16.0
Kansas City	11/12/2021		12:29	3-7	.429	0-0	.000	0-2	.000	2	3	5	6.0	1	1	0	1	0	6	11.0
Alabama St.	11/18/2021		17:24	6-10	.600	3-5	.600	2-3	.667	6	2	8	6.7	2	2	1	0	0	17	13.0
Totals			0 47:16	16-26	.615	5-9	.556	2-6	.333	10	10	20	6.7	5	4	2	3	1	39	13.0

SEASON HIGHS

POINTS.....17 vs. ALABAMA STATE (11/18/21)
FGM.....7 vs. LONGWOOD (11/9/21)
FGA.....10 vs. ALABAMA STATE (11/18/21)
3-PT FGM.....3 vs. ALABAMA STATE (11/18/21)
3-PT FGA.....5 vs. ALABAMA STATE (11/18/21)
FTM.....2 vs. ALABAMA STATE (11/18/21)
FTA.....3 vs. ALABAMA STATE (11/18/21)
REB.....8 vs. ALABAMA STATE (11/18/21)
AST.....2 vs. ALABAMA STATE (11/18/21)
STL.....1 vs. LONGWOOD (11/9/21)
BLK.....2 vs. LONGWOOD (11/9/21)
MIN.....17, 2X, LAST vs. ALABAMA STATE (11/18/21)

CAREER HIGHS

POINTS.....17 vs. ALABAMA STATE (11/18/21)
FGM.....7 vs. LONGWOOD (11/9/21)
FGA.....10 vs. ALABAMA STATE (11/18/21)
3-PT FGM.....3 vs. ALABAMA STATE (11/18/21)
3-PT FGA.....5 vs. ALABAMA STATE (11/18/21)
FTM.....2, 2X, LAST vs. ALABAMA STATE (11/18/21)
FTA.....3 vs. ALABAMA STATE (11/18/21)
REB.....8 vs. ALABAMA STATE (11/18/21)
AST.....2 vs. ALABAMA STATE (11/18/21)
STL.....1, 2X, LAST vs. LONGWOOD (11/9/21)
BLK.....2 vs. LONGWOOD (11/9/21)
MIN.....17, 2X, LAST vs. ALABAMA STATE (11/18/21)

CAREER STATISTICS

YEAR	G/GS	FG-A	PCT	3-PT	PCT	FT-A	PCT	REB	AVG	PF-FO	AST	TO	BLK	STL	PTS	AVG
Fresh.	13/0	3-13	.231	0-5	.000	2-2	1.000	8	0.6	3-0	1	2	1	1	8	0.6
Soph.	3/0	16-26	.615	5-9	.556	2-6	.333	20	6.7	5-0	4	2	3	1	39	13.0
TOTALS	16/0	19-39	.487	5-14	.357	4-8	.500	28	1.8	8-0	5	4	4	2	47	2.9



GAME 1: LONGWOOD VS. IOWA



JOSH OGUNDELE

#23 • Center
6-11 • 265 • Sophomore
 London, England
 Worcester Academy (MA)

Opponent	Date	GS	MIN	Total		3-Pointers		Free throws		Rebounds				PF	A	TO	BLK	STL	PTS	AVG
				FG-FGA	PCT	3FG-3FGA	PCT	FT-FTA	PCT	OFF	DEF	TOT	AVG							
Kansas City	11/12/2021		05:28	1-2	.500	0-0	.000	0-0	.000	0	3	3	3.0	0	0	0	1	0	2	2.0
N.C. Central	11/16/2021		00:51	0-0	.000	0-0	.000	0-0	.000	0	1	1	2.0	2	0	0	0	0	1.0	
Alabama St.	11/18/2021		07:57	0-0	.000	0-0	.000	0-0	.000	1	1	2	2.0	0	0	2	0	0	0.7	
Totals		0	14:16	1-2	.500	0-0	.000	0-0	.000	1	5	6	2.0	2	0	2	1	0	2	0.7

SEASON HIGHS

POINTS..... 2 vs. KANSAS CITY (11/12/21)
 FGM..... 1 vs. KANSAS CITY (11/12/21)
 FGA..... 2 vs. KANSAS CITY (11/12/21)
 3-PT FGM.....
 3-PT FGA.....
 FTM.....
 FTA.....
 REB..... 3 vs. KANSAS CITY (11/12/21)
 AST.....
 STL.....
 BLK..... 1 vs. KANSAS CITY (11/12/21)
 MIN..... 8 vs. ALABAMA STATE (11/18/21)

CAREER HIGHS

POINTS..... 4 vs. NEBRASKA (3/4/21)
 FGM..... 2 vs. NEBRASKA (3/4/21)
 FGA..... 2, 3X, LAST vs. KANSAS CITY (11/12/21)
 3-PT FGM.....
 3-PT FGA.....
 FTM..... 1 vs. N.C. CENTRAL (11/25/20)
 FTA..... 2, 2X, LAST AT MICH STATE (2/13/21)
 REB..... 3 vs. KANSAS CITY (11/12/21)
 AST.....
 STL.....
 BLK..... 1 vs. KANSAS CITY (11/12/21)
 MIN..... 8 vs. ALABAMA STATE (11/18/21)

CAREER STATISTICS

YEAR	G/GS	FG-A	PCT	3-PT	PCT	FT-A	PCT	REB	AVG	PF-FO	AST	TO	BLK	STL	PTS	AVG
Fresh.	8/0	3-6	.500	0-0	.000	1-4	.250	8	1.0	5-0	0	0	0	0	7	0.9
Soph.	3/0	1-2	.500	0-0	.000	0-0	.000	6	2.0	2-0	0	2	1	0	2	0.7
TOTALS	11/0	4-8	.500	0-0	.000	1-4	.250	14	1.3	7-0	0	2	1	0	9	0.8



TONY PERKINS

#11 • Guard
6-4 • 210 • Sophomore
 Indianapolis, Ind.
 Lawrence North

Opponent	Date	GS	MIN	Total		3-Pointers		Free throws		Rebounds				PF	A	TO	BLK	STL	PTS	AVG
				FG-FGA	PCT	3FG-3FGA	PCT	FT-FTA	PCT	OFF	DEF	TOT	AVG							
Longwood	11/09/2021		19:04	1-7	.143	0-2	.000	4-4	1.000	1	4	5	5.0	3	2	2	1	0	6	6.0
Kansas City	11/12/2021		14:00	1-3	.333	0-0	.000	3-3	1.000	1	2	3	4.0	2	0	2	0	3	5	5.5
N.C. Central	11/16/2021		19:52	4-7	.571	2-2	1.000	3-4	.750	1	1	2	3.3	1	1	0	0	3	13	8.0
Alabama St.	11/18/2021		15:53	2-6	.333	1-3	.333	0-0	.000	1	1	2	3.0	0	3	0	0	0	5	7.3
Totals		0	68:49	8-23	.348	3-7	.429	10-11	.909	4	8	12	3.0	6	6	4	1	6	29	7.3

SEASON HIGHS

POINTS..... 13 vs. N.C. CENTRAL (11/16/21)
 FGM..... 4 vs. N.C. CENTRAL (11/16/21)
 FGA..... 7, 2X, LAST vs. N.C. CENTRAL (11/16/21)
 3-PT FGM..... 2 vs. N.C. CENTRAL (11/16/21)
 3-PT FGA..... 3 vs. ALABAMA STATE (11/18/21)
 FTM..... 4 vs. LONGWOOD (11/9/21)
 FTA..... 4, 2X, LAST vs. N.C. CENTRAL (11/16/21)
 REB..... 5 vs. LONGWOOD (11/9/21)
 AST..... 3 vs. ALABAMA STATE (11/18/21)
 STL..... 3, 2X, LAST vs. N.C. CENTRAL (11/16/21)
 BLK..... 1 vs. LONGWOOD (11/9/21)
 MIN..... 20 vs. N.C. CENTRAL (11/16/21)

CAREER HIGHS


POINTS..... 13 vs. N.C. CENTRAL (11/16/21)
 FGM..... 4 vs. N.C. CENTRAL (11/16/21)
 FGA..... 7, 2X, LAST vs. N.C. CENTRAL (11/16/21)
 3-PT FGM..... 2 vs. N.C. CENTRAL (11/16/21)
 3-PT FGA..... 3 vs. ALABAMA STATE (11/18/21)
 FTM..... 4 vs. LONGWOOD (11/9/21)
 FTA..... 4, 3X, LAST vs. N.C. CENTRAL (11/16/21)
 REB..... 7 vs. N. ILLINOIS (12/13/20)
 AST..... 3, 2X, LAST vs. ALABAMA STATE (11/18/21)
 STL..... 3, 2X, LAST vs. N.C. CENTRAL (11/16/21)
 BLK..... 1, 2X, LAST vs. LONGWOOD (11/9/21)
 MIN..... 20 vs. N.C. CENTRAL (11/16/21)

CAREER STATISTICS

YEAR	G/GS	FG-A	PCT	3-PT	PCT	FT-A	PCT	REB	AVG	PF-FO	AST	TO	BLK	STL	PTS	AVG
Fresh.	24/0	15-33	.455	1-3	.333	7-15	.467	31	1.3	21-0	16	3	1	5	38	1.6
Soph.	4/0	8-23	.348	3-7	.429	10-11	.909	12	3.0	6-0	6	4	1	6	29	7.3
TOTALS	28/0	23-56	.411	4-10	.400	17-26	.654	43	1.5	27-0	22	7	2	11	67	2.4



GAME 1: LONGWOOD VS. IOWA



FILIP REBRACA

#0 • Forward
6-9 • 230 • Senior
Sombor, Serbia
Univ. of North Dakota

Opponent	Date	GS	MIN	Total		3-Pointers		Free throws		Rebounds				PF	A	TO	BLK	STL	PTS	AVG	
				FG-FGA	PCT	3FG-3FGA	PCT	FT-FTA	PCT	OFF	DEF	TOT	AVG								
Longwood	11/09/2021	*	16:09	1-3	.333	0-0	.000	0-0	.000	0	5	5	5.0	1	1	1	0	0	2	2.0	
Kansas City	11/12/2021	*	22:48	4-5	.800	0-0	.000	1-2	.500	3	10	13	9.0	1	1	0	1	1	9	5.5	
N.C. Central	11/16/2021	*	23:47	2-2	1.000	0-0	.000	4-7	.571	4	2	6	8.0	4	0	1	0	0	8	6.3	
Alabama St.	11/18/2021	*	17:26	2-2	1.000	1-1	1.000	0-0	.000	2	6	8	8.0	1	1	0	1	0	5	6.0	
Totals			4	80:10	9-12	.750	1-1	1.000	5-9	.556	9	23	32	8.0	7	3	2	2	1	24	6.0

SEASON HIGHS

POINTS..... 9 vs. KANSAS CITY (11/12/21)
 FGM..... 4 vs. KANSAS CITY (11/12/21)
 FGA..... 5 vs. KANSAS CITY (11/12/21)
 3-PT FGM..... 1 vs. ALABAMA STATE (11/18/21)
 3-PT FGA..... 1 vs. ALABAMA STATE (11/18/21)
 FTM..... 4 vs. N.C. CENTRAL (11/16/21)
 FTA..... 7 vs. N.C. CENTRAL (11/16/21)
 REB..... 13 vs. KANSAS CITY (11/12/21)
 AST..... 1, 3X, LAST vs. ALABAMA STATE (11/18/21)
 STL..... 1 vs. KANSAS CITY (11/12/21)
 BLK..... 1, 2X, LAST vs. ALABAMA STATE (11/18/21)
 MIN..... 24 vs. N.C. CENTRAL (11/16/21)

CAREER HIGHS

POINTS..... 26 vs. SOUTH DAKOTA, 12/10/20
 FGM..... 11 AT ORAL ROBERTS, 1/8/21
 FGA..... 21 AT OMAHA, 2/26/20
 3-PT FGM..... 2, 8X, LAST vs. OMAHA, 2/20/21
 3-PT FGA..... 5 AT SOUTH DAKOTA STATE, 2/9/19
 FTM..... 11 vs. WESTERN ILLINOIS, 1/29/21
 FTA..... 12 vs. WESTERN ILLINOIS, 1/29/21
 REB..... 16 AT DENVER, 1/2/20
 AST..... 5, 2X, LAST AT FLORIDA GULF COAST, 11/29/19
 STL..... 4 AT ORAL ROBERTS, 1/9/21
 BLK..... 8 AT MILWAUKEE, 11/19/19
 MIN..... 41 vs. NORTH DAKOTA STATE, 1/16/21

CAREER STATISTICS

YEAR	G/GS	FG-A	PCT	3-PT	PCT	FT-A	PCT	REB	AVG	PF-FO	AST	TO	BLK	STL	PTS	AVG
Fresh.	29/16	96-180	.533	10-28	.357	31-52	.596	172	5.9	75-1	18	43	26	15	233	8.0
Soph.	32/32	190-328	.579	1-9	.111	78-117	.667	285	8.9	79-0	51	75	33	18	459	14.3
Junior	26/26	174-344	.506	15-41	.366	74-122	.607	197	7.6	69-3	31	61	17	16	437	16.8
Senior	4/4	9-12	.750	1-1	1.000	5-9	.556	32	8.0	7-0	3	2	2	1	24	6.0
TOTALS	91/78	469-864	.543	27-79	.342	188-300	.627	686	7.5	230-4	103	181	78	50	1,153	12.7



PAYTON SANDFORT

#20 • Guard
6-7 • 215 • Freshman
Waukee, Iowa
Waukee HS

Opponent	Date	GS	MIN	Total		3-Pointers		Free throws		Rebounds				PF	A	TO	BLK	STL	PTS	AVG	
				FG-FGA	PCT	3FG-3FGA	PCT	FT-FTA	PCT	OFF	DEF	TOT	AVG								
Longwood	11/09/2021		15:46	3-10	.300	2-7	.286	0-0	.000	1	1	2	2.0	1	2	0	0	0	8	8.0	
Kansas City	11/12/2021		13:07	2-5	.400	0-3	.000	2-2	1.000	0	0	0	1.0	0	1	0	0	0	6	7.0	
N.C. Central	11/16/2021		08:41	0-1	.000	0-1	.000	0-0	.000	0	1	1	1.0	0	1	0	0	0	0	4.7	
Alabama St.	11/18/2021		20:45	7-15	.467	5-12	.417	2-2	1.000	1	1	2	1.3	2	2	0	0	0	21	8.8	
Totals			0	58:19	12-31	.387	7-23	.304	4-4	1.000	2	3	5	1.3	3	6	0	0	0	35	8.8

SEASON HIGHS

POINTS..... 21 vs. ALABAMA STATE (11/18/21)
 FGM..... 7 vs. ALABAMA STATE (11/18/21)
 FGA..... 15 vs. ALABAMA STATE (11/18/21)
 3-PT FGM..... 5 vs. ALABAMA STATE (11/18/21)
 3-PT FGA..... 12 vs. ALABAMA STATE (11/18/21)
 FTM..... 2, 2X, LAST vs. ALABAMA STATE (11/18/21)
 FTA..... 2, 2X, LAST vs. ALABAMA STATE (11/18/21)
 REB..... 2, 2X, LAST vs. ALABAMA STATE (11/18/21)
 AST..... 2, 2X, LAST vs. ALABAMA STATE (11/18/21)
 STL..... - - -
 BLK..... - - -
 MIN..... 21 vs. ALABAMA STATE (11/18/21)

CAREER HIGHS

POINTS..... 21 vs. ALABAMA STATE (11/18/21)
 FGM..... 7 vs. ALABAMA STATE (11/18/21)
 FGA..... 15 vs. ALABAMA STATE (11/18/21)
 3-PT FGM..... 5 vs. ALABAMA STATE (11/18/21)
 3-PT FGA..... 12 vs. ALABAMA STATE (11/18/21)
 FTM..... 2, 2X, LAST vs. ALABAMA STATE (11/18/21)
 FTA..... 2, 2X, LAST vs. ALABAMA STATE (11/18/21)
 REB..... 2, 2X, LAST vs. ALABAMA STATE (11/18/21)
 AST..... 2, 2X, LAST vs. ALABAMA STATE (11/18/21)
 STL..... - - -
 BLK..... - - -
 MIN..... 21 vs. ALABAMA STATE (11/18/21)

CAREER STATISTICS

YEAR	G/GS	FG-A	PCT	3-PT	PCT	FT-A	PCT	REB	AVG	PF-FO	AST	TO	BLK	STL	PTS	AVG
Fresh.	4/0	12-31	.387	7-23	.304	4-4	1.000	5	1.3	3-0	6	0	0	0	35	8.8

GAME 1: LONGWOOD VS. IOWA



JOE TOUSSAINT

#2 • Guard
6-0 • 190 • Junior
Bronx, New York
Cardinal Hayes

Opponent	Date	GS	MIN	Total		3-Pointers		Free throws		Rebounds				PF	A	TO	BLK	STL	PTS	AVG
				FG-FGA	PCT	3FG-3FGA	PCT	FT-FTA	PCT	OFF	DEF	TOT	AVG							
Longwood	11/09/2021	*	16:09	3-3	1.000	1-1	1.000	2-2	1.000	0	0	0	0.0	2	4	0	0	4	9	9.0
Kansas City	11/12/2021	*	20:23	2-4	.500	0-1	.000	0-0	.000	0	1	1	0.5	0	6	2	0	2	4	6.5
N.C. Central	11/16/2021	*	18:29	1-5	.200	0-1	.000	0-0	.000	1	1	2	1.0	1	2	0	0	0	2	5.0
Alabama St.	11/18/2021	*	24:07	4-6	.667	2-2	1.000	1-1	1.000	2	1	3	1.5	0	11	2	0	2	11	6.5
Totals			4 79:08	10-18	.556	3-5	.600	3-3	1.000	3	3	6	1.5	3	23	4	0	8	26	6.5

SEASON HIGHS

POINTS..... 11 vs. ALABAMA STATE (11/18/21)
 FGM..... 4 vs. ALABAMA STATE (11/18/21)
 FGA..... 6 vs. ALABAMA STATE (11/18/21)
 3-PT FGM..... 2 vs. ALABAMA STATE (11/18/21)
 3-PT FGA..... 2 vs. ALABAMA STATE (11/18/21)
 FTM..... 2 vs. LONGWOOD (11/9/21)
 FTA..... 2 vs. LONGWOOD (11/9/21)
 REB..... 3 vs. ALABAMA STATE (11/18/21)
 AST..... 11 vs. ALABAMA STATE (11/18/21)
 STL..... 4 vs. LONGWOOD (11/9/21)
 BLK..... - - -
 MIN..... 24 vs. ALABAMA STATE (11/18/21)

CAREER HIGHS

POINTS..... 18 vs. PENN STATE (1/4/20)
 FGM..... 7 AT NEBRASKA (1/7/20)
 FGA..... 18 AT NEBRASKA (1/7/20)
 3-PT FGM..... 2, 5x, LAST vs. ALABAMA STATE (11/18/21)
 3-PT FGA..... 5 AT NEBRASKA (1/7/20)
 FTM..... 9 vs. SAN DIEGO STATE (11/29/19)
 FTA..... 9 vs. SAN DIEGO STATE (11/29/19)
 REB..... 8 vs. CAL POLY (11/24/19)
 AST..... 11 vs. ALABAMA STATE (11/18/21)
 STL..... 6 AT MARYLAND (1/7/21)
 BLK..... 1, 3x, LAST vs. W. ILLINOIS (12/3/20)
 MIN..... 34 AT NEBRASKA (1/7/20)

CAREER STATISTICS

YEAR	G/GS	FG-A	PCT	3-PT	PCT	FT-A	PCT	REB	AVG	PF-FO	AST	TO	BLK	STL	PTS	AVG
Fresh.	31/20	68-180	.378	11-37	.297	54-65	.831	62	2.0	62-1	90	62	2	36	201	6.5
Soph.	31/0	42-99	.424	3-11	.273	28-45	.622	37	1.2	49-0	75	45	1	24	115	3.7
Junior	4/4	10-18	.556	3-5	.600	3-3	1.000	6	1.5	3-0	23	4	0	8	26	6.5
TOTALS	66/24	120-297	.404	17-53	.321	85-113	.752	105	1.6	114-1	188	111	3	68	342	5.2



AHRON ULIS

#4 • Guard
6-3 • 195 • Sophomore
Chicago Heights, Ill.
Marion Catholic HS

Opponent	Date	GS	MIN	Total		3-Pointers		Free throws		Rebounds				PF	A	TO	BLK	STL	PTS	AVG
				FG-FGA	PCT	3FG-3FGA	PCT	FT-FTA	PCT	OFF	DEF	TOT	AVG							
Longwood	11/09/2021		19:34	3-4	.750	0-0	.000	0-0	.000	2	2	4	4.0	3	5	1	0	0	6	6.0
Kansas City	11/12/2021		13:00	2-2	1.000	0-0	.000	0-1	.000	0	0	0	2.0	0	1	0	0	1	4	5.0
N.C. Central	11/16/2021		21:31	2-5	.400	1-1	1.000	7-8	.875	0	3	3	2.3	1	4	2	0	1	12	7.3
Alabama St.	11/18/2021		15:53	0-3	.000	0-2	.000	0-1	.000	0	0	0	1.8	4	1	1	0	2	0	5.5
Totals		0	69:58	7-14	.500	1-3	.333	7-10	.700	2	5	7	1.8	8	11	4	0	4	22	5.5

SEASON HIGHS

POINTS..... 12 vs. N.C. CENTRAL (11/16/21)
 FGM..... 3 vs. LONGWOOD (11/9/21)
 FGA..... 5 vs. N.C. CENTRAL (11/16/21)
 3-PT FGM..... 1 vs. N.C. CENTRAL (11/16/21)
 3-PT FGA..... 2 vs. ALABAMA STATE (11/18/21)
 FTM..... 7 vs. N.C. CENTRAL (11/16/21)
 FTA..... 8 vs. N.C. CENTRAL (11/16/21)
 REB..... 4 vs. LONGWOOD (11/9/21)
 AST..... 5 vs. LONGWOOD (11/9/21)
 STL..... 2 vs. ALABAMA STATE (11/18/21)
 BLK..... - - -
 MIN..... 21 vs. N.C. CENTRAL (11/16/21)

CAREER HIGHS

POINTS..... 12 vs. N.C. CENTRAL (11/16/21)
 FGM..... 3 vs. LONGWOOD (11/9/21)
 FGA..... 5 vs. N.C. CENTRAL (11/16/21)
 3-PT FGM..... 1 vs. N.C. CENTRAL (11/16/21)
 3-PT FGA..... 2 vs. ALABAMA STATE (11/18/21)
 FTM..... 7 vs. N.C. CENTRAL (11/16/21)
 FTA..... 8 vs. N.C. CENTRAL (11/16/21)
 REB..... 4 vs. LONGWOOD (11/9/21)
 AST..... 5 vs. LONGWOOD (11/9/21)
 STL..... 2 vs. ALABAMA STATE (11/18/21)
 BLK..... 1 vs. OREGON (3/22/21)
 MIN..... 21 vs. N.C. CENTRAL (11/16/21)

CAREER STATISTICS

YEAR	G/GS	FG-A	PCT	3-PT	PCT	FT-A	PCT	REB	AVG	PF-FO	AST	TO	BLK	STL	PTS	AVG
Fresh.	17/0	5-15	.333	0-3	.000	18-20	.900	15	0.9	8-0	20	6	1	1	28	1.6
Soph.	4/0	7-14	.500	1-3	.333	7-10	.700	7	1.8	8-0	11	4	0	4	22	5.5
TOTALS	21/0	12-29	.414	1-6	.167	25-30	.833	22	1.0	16-0	31	10	1	5	50	2.4



GAME-BY-GAME RESULTS

Overall: 4-0 Big Ten: 0-0 Home: 4-0 Away: 0-0 Neutral: 0-0

Date	Opponent	Result	Attend.	Top Scorer	Top Rebounder
Nov. 9	Longwood	W, 106-73	9,259	Keegan Murray, 24	Murray/Murray/C. McCaffery, 7
Nov. 12	Kansas City	W, 89-57	11,133	Keegan Murray, 25	Filip Rebraca, 13
Nov. 16	N.C. Central	W, 86-69	9,132	Keegan Murray, 27	Keegan Murray, 21
Nov. 18	Alabama State	W, 108-82	9,957	Keegan Murray, 26	Rebraca/Kris Murray, 8

^ - Big Ten/ACC Challenge

+ - Iowa Corn Cy-Hawk Series

- Sioux Falls, South Dakota

* - Big Ten Conference Game

% - Big Ten Tournament -- Indianapolis





GAME-BY-GAME STATISTICS

Team	Score	FG-A	PCT	3-PT. FG	PCT	FT-FTA	PCT	REB	PF	AST	TO	BLK	STL
at Iowa	106	36-65	.554	15-33	.455	19-22	.864	43	20	24	8	8	6
Longwood	73	26-74	.351	9-32	.281	12-16	.750	38	22	17	12	0	5
at Iowa	89	34-65	.523	4-16	.250	17-22	.773	39	11	18	8	5	11
Kansas City	57	23-56	.411	7-22	.318	4-6	.667	27	22	12	17	2	4
at Iowa	86	23-61	.377	5-23	.217	35-41	.854	44	14	15	8	4	5
N.C. Central	69	28-59	.475	5-15	.333	8-12	.667	31	30	11	15	3	5
at Iowa	108	38-73	.521	20-44	.455	12-16	.750	44	14	28	10	2	7
Alabama State	82	29-59	.492	11-24	.458	13-19	.684	27	17	17	14	2	8



SEASON & CAREER BESTS/THE LAST TIME...

Season Bests

Player	Points	3-Pointers	Rebounds	Assists	Blocks	Steals
Austin Ash	5, Kansas City	1, Alabama St	---	2, Longwood	---	---
Jordan Bohannon	18, Longwood	6, Longwood	2, twice	1, three times	---	1, twice
Carter Kingsbury	---	---	---	---	---	---
Luc Laketa	3, Alabama St	1, Alabama St	---	---	---	---
Connor McCaffery	3, twice	1, Longwood	7, Longwood	3, three times	---	1, twice
Patrick McCaffery	15, N.C. Central	1, N.C. Central	4, Longwood	4, Longwood	---	1, Kansas City
Riley Mulvey	2, Alabama St	---	5, Alabama St	1, Longwood	---	1, Kansas City
Keegan Murray	27, N.C. Central	3, Longwood	21, N.C. Central	4, Alabama St	5, Longwood	3, Kansas City
Kris Murray	17, Alabama St	3, Alabama St	8, Alabama St	2, Alabama St	2, Longwood	1, twice
Josh Ogundele	2, Kansas City	---	3, Kansas City	---	1, Kansas City	---
Tony Perkins	13, N.C. Central	2, N.C. Central	5, Longwood	3, Alabama St	1, Longwood	3, twice
Filip Rebraca	9, Kansas City	1, Alabama St	13, Kansas City	1, three times	1, twice	1, Kansas City
Payton Sandfort	21, Alabama St	5, Alabama St	2, twice	2, twice	---	---
Joe Toussaint	11, Alabama St	2, Alabama St	3, Alabama St	11, Alabama St	---	4, Longwood
Ahron Ulis	12, N.C. Central	1, N.C. Central	4, Longwood	5, Longwood	---	2, Alabama St

Career Bests

Player	Points	3-Pointers	Rebounds	Assists	Blocks	Steals
Austin Ash	9, Savannah St., '18	3, Savannah St., '18	2, three times	2, twice	---	2, Indiana
Jordan Bohannon	30, UAB, '17	8, twice	7, twice	14, Minnesota, '21	1, Nebraska '17	6, Pitt, '18
Carter Kingsbury	---	---	---	---	---	---
Luc Laketa	3, Alabama St, '21	1, Alabama St, '21	---	---	---	---
Connor McCaffery	19, UConn, '18	3, twice	13, Michigan, '20	10, Maryland, '21	1, seven times	3, six times
Patrick McCaffery	19, Nebraska, '21	3, Nebraska, '21	6, twice	4, Longwood, '21	2, twice	2, twice
Riley Mulvey	2, Alabama St, '21	---	5, Alabama St, '21	1, Longwood, '21	---	1, Kansas City, '21
Keegan Murray	27, N.C. Central, '21	3, Longwood, '21	21, N.C. Central, '21	4, Alabama St, '21	5, Longwood, '21	3, three times
Kris Murray	17, Alabama St, '21	3, Alabama St, '21	8, Alabama St, '21	2, Alabama St, '21	2, Longwood	1, three times
Josh Ogundele	4, Nebraska, '21	---	3, Kansas City, '21	---	---	1, Kansas City, '21
Tony Perkins	13, N.C. Central, '21	2, N.C. Central, '21	7, N. Illinois, '20	3, twice	1, twice	3, twice
Filip Rebraca	26, South Dakota, '20	2, eight times	16, Denver, '20	5, twice	8, Milwaukee, '19	4, Oral Roberts, '19
Payton Sandfort	21, Alabama St, '21	5, Alabama St, '21	2, twice	2, twice	---	---
Joe Toussaint	18, Penn State, '20	2, four times	8, Cal Poly, '19	11, Alabama St, '21	1, W. Illinois, '20	6, Maryland, '21
Ahron Ulis	12, N.C. Central, '21	1, N.C. Central, '21	4, Longwood, '21	5, Longwood, '21	1, Oregon	2, Alabama St, '21

The Last Time a Player . . .

Had 30 or more points

Iowa -- 30, Luka Garza vs. Oregon, 3/22/21
Opponent -- 30, Marcus Carr, Minnesota, 12/25/20

Made at least 90% of his FGA (10 att.)

Iowa -- .928 (13-14), Luka Garza vs. Iowa State, 12/11/20
Opponent -- .900 (9-10), Mike Watkins, Penn State, 2/3/18

Made 100% of his FTA (10 att.)

Iowa -- 1.000 (10-10), Jordan Bohannon vs. Nebraska 1/6/19
Opponent -- 1.000 (12-12), Bonzie Colson, Notre Dame, 11/29/16

Had 15 or more rebounds

Iowa -- 21, Keegan Murray vs. N.C. Central, 11/16/21
Opponent -- 18, Joel Ayayi, Gonzaga, 12/29/20

Had 10 or more assists

Iowa -- 11, Joe Toussaint vs. Alabama State, 11/18/21
Opponent -- 10, Cam Mack, Nebraska, 1/7/20

Had 5 or more blocks

Iowa -- 5, Keegan Murray vs. Longwood, 11/9/21
Opponent -- 5, Jalen Smith, Maryland, 1/30/20

Had 5 or more steals

Iowa -- 6, Joe Toussaint at Maryland, 1/7/21
Opponent -- 5, Chris McNeal, Cincinnati, 12/21/19

The Last Time a Team . . .

Scored 100 or more points

Iowa -- 108 vs. Alabama State, 11/18/21
Opponent -- 102 by Minnesota, 12/25/20

Scored 40 or fewer points

Iowa -- 40 at Wisconsin, 3/3/10
Opponent -- 39 by UNC Wilmington, 11/8/13

Won an overtime game

Iowa -- 76-70 (OT) at Indiana, 2/22/19
Opponent -- 102-95 (OT) by Minnesota, 12/25/20

Made at least 60% of its FGA (20 att.)

Iowa -- .600 (39-65) vs. Kennesaw State, 12/29/19
Opponent -- .631 (41-65) by Purdue, 2/5/20

Made at least 50% of its 3-pt. FGA (8 att.)

Iowa -- .632 (12-19) at Wisconsin, 2/18/21
Opponent -- .500 (13-26) by Gonzaga, 12/19/20

Made at least 90% of its FTA (10 att.)

Iowa -- 1.000 (15-15) at Illinois, 3/8/20
Opponent -- .947 (18-19) by San Diego State, 11/29/19





SEASON HIGHS & LOWS/SPECIALITY STATS

CATEGORY		IOWA		OPPONENTS	
<u>Points</u>	High	108	Alabama State	82	Alabama State
	Low	86	N.C. Central	57	Kansas City
<u>FG Made</u>	High	38	Alabama State	29	Alabama State
	Low	23	N.C. Central	23	Kansas City
<u>FG Att.</u>	High	73	Alabama State	74	Longwood
	Low	61	N.C. Central	56	Kansas City
<u>FG%</u>	High	.554	Longwood	.492	Alabama State
	Low	.377	N.C. Central	.351	Longwood
<u>3-FG Made</u>	High	20	Alabama State	11	Alabama State
	Low	4	Kansas City	5	N.C. Central
<u>3-FG Att.</u>	High	44	Alabama State	32	Longwood
	Low	16	Kansas City	15	N.C. Central
<u>3-FG%</u>	High	.455	Longwood/Alabama St	.458	Alabama State
	Low	.217	N.C. Central	.281	Longwood
<u>FTM</u>	High	35	N.C. Central	13	Alabama State
	Low	12	Alabama State	4	Kansas City
<u>FTA</u>	High	41	N.C. Central	19	Alabama State
	Low	16	Alabama State	6	Kansas City
<u>FT% (min. 10)</u>	High	.864	Longwood	.750	Longwood
	Low	.750	Alabama State	.667	Kansas City
<u>Off. Reb.</u>	High	18	N.C. Central/Alabama St	17	Longwood
	Low	10	Longwood/Kansas City	4	Kansas City
<u>Def. Reb.</u>	High	33	Longwood	23	Kansas City/N.C. Central
	Low	26	N.C. Central/Alabama St	20	Alabama State
<u>Total Reb.</u>	High	44	N.C. Central/Alabama St	38	Longwood
	Low	39	Kansas City	27	Kansas City/Alabama State
<u>Assists</u>	High	28	Alabama State	17	Longwood/Alabama State
	Low	15	N.C. Central	11	N.C. Central
<u>Steals</u>	High	11	Kansas City	8	Alabama State
	Low	5	N.C. Central	4	Kansas City
<u>Blocks</u>	High	8	Longwood	3	N.C. Central
	Low	2	Alabama State	2	Kansas City/Alabama State
<u>Turnovers</u>	High	10	Alabama State	17	Kansas City
	Low	8	3 times	12	Longwood
<u>Fouls</u>	High	20	Longwood	30	N.C. Central
	Low	11	Kansas City	17	Alabama State

GAME-BY-GAME SPECIALTY STATS

Date	Opponent	Pts. Off	Pts. in	2nd	Bench
		TO's	Paint	Chance	Points
11/9	Longwood	17	36	17	42
11/12	Kansas City	25	58	11	28
11/16	N.C. Central	16	34	15	27
11/18	Alabama State	18	30	23	51
AVG.		19.0	39.5	16.5	37.0

IOWA AND OPPONENT INDIVIDUAL HIGH PERFORMANCES

CATEGORY	IOWA	OPPONENTS
<u>Points</u>	27 Keegan Murray (N.C. Central)	20 Christian McCray (Alabama State)
<u>Field Goals Made</u>	10 (10-16) Keegan Murray (Alabama State)	8 (8-12) Christian McCray (Alabama State)
<u>Field Goals Attempted</u>	19 (9-19) Keegan Murray (N.C. Central)	14 (7-14) Randy Miller Jr. (N.C. Central)
<u>Field Goal Percentage (min. 5 made)</u>	.800 (8-10) Keegan Murray (Longwood)	.889 (8-9) Leslie Nkereuwem (Longwood)
<u>3-Point Field Goals Made</u>	6 (6-8) Jordan Bohannon (Longwood)	4 Wilkins (Longwood)/McCray (Alabama State)
<u>3-Point Field Goals Attempted</u>	8 (6-8) Jordan Bohannon (Longwood)	6 (4-6) Isaiah Wilkins (Longwood)
<u>3-Point Field Goals Pct. (min. 5 made)</u>	.750 (6-8) Jordan Bohannon (Longwood)	---
<u>Free Throws Made</u>	9 (9-10) Keegan Murray (N.C. Central)	5 (5-6) Boone (N.C. Central)/Liddell (Alabama State)
<u>Free Throws Attempted</u>	10 (9-10) Keegan Murray (N.C. Central)	6 (5-6) Boone (N.C. Central)/Liddell (Alabama State)
<u>Free Throw Pct. (min. 7 made)</u>	.900 (9-10) Keegan Murray (N.C. Central)	---
<u>Offensive Rebounds</u>	9 Keegan Murray (N.C. Central)	4 Michael Barber (Alabama State)
<u>Defensive Rebounds</u>	12 Keegan Murray (N.C. Central)	8 Nebitt Jr. (Kansas City)/Maultsby (N.C. Central)
<u>Total Rebounds</u>	21 Keegan Murray (N.C. Central)	10 Michael Barber (Alabama State)
<u>Assists</u>	11 Joe Toussaint (Alabama State)	6 2 players
<u>Steals</u>	4 Joe Toussaint (Longwood)	2 Hill (Longwood)/Barber (Alabama State)
<u>Blocks</u>	5 Keegan Murray (Longwood)	2 Jack Chapman (Kansas City)
<u>Turnovers</u>	2 11 times	4 3 players





2021-22 IOWA RECORD WHEN...

When playing at home:	4-0	When leading at the half:	4-0	When wearing White:	4-0
When playing on the road:	0-0	When trailing at the half:	0-0	When wearing Black:	0-0
When playing on a neutral court:	0-0	When tied at the half:	0-0	When wearing Gold:	0-0
				When wearing Gray:	0-0
When Iowa scores 100 points or more:	2-0	Iowa field goal percentage at home:	131-264	.496	
When Iowa scores 90-99 points:	0-0	Iowa field goal percentage on road:	0-0	.000	
When Iowa scores 80-89 points:	2-0	Iowa 3-point percentage at home:	44-116	.379	
When Iowa scores 70-79 points:	0-0	Iowa 3-point percentage on road:	0-0	.000	
When Iowa scores under 70 points:	0-0	Iowa free throw percentage at home:	83-101	.822	
		Iowa free throw percentage on road:	0-0	.000	
When opponent scores 100 points or more:	0-0	On Sunday:	0-0		
When opponent scores 90-99 points:	0-0	On Monday:	0-0		
When opponent scores 80-89 points:	1-0	On Tuesday:	2-0		
When opponent scores 70-79 points:	1-0	On Wednesday:	0-0		
When opponent scores 60-69 points:	1-0	On Thursday:	1-0		
When opponent scores fewer than 60 points:	1-0	On Friday:	1-0		
		On Saturday:	0-0		
When Iowa shoots at least 50% from the field:	3-0	On BTN:	3-0		
When Iowa shoots less than 50% from the field:	1-0	On CBS:	0-0		
When opponent shoots at least 50% from the field:	0-0	On ESPN:	0-0		
When opponent shoots less than 50% from the field:	4-0	On ESPN2:	0-0		
When Iowa has higher FG% than opponent:	3-0	On ESPNU:	0-0		
When opponent has higher FG%:	1-0	On B1G+:	1-0		
When FG% is equal:	0-0	On FS1:	0-0		
		On CBS SN:	0-0		
		On NBC SN:	0-0		
When Iowa outrebounds opponent:	4-0	FOX:	0-0		
When opponent has more rebounds:	0-0	TBS:	0-0		
When rebounds are equal:	0-0				
When Iowa shoots at least 80% from the line:	2-0	Most Points, First Half:	63 vs. Alabama State		
When Iowa shoots less than 80% from the line:	2-0	Fewest Points, First Half:	37 vs. Kansas City		
When opponent shoots at least 80% from the line:	0-0	Most Points Allowed, First Half:	44 vs. N.C. Central		
When opponent shoots less than 80% from the line:	4-0	Fewest Points Allowed, First Half:	23 vs. Kansas City		
When Iowa shoots more free throws than opponent:	3-0	Most Points, Second Half:	52 vs. Kansas City		
When opponent shoots more free throws:	1-0	Fewest Points, Second Half:	37 vs. N.C. Central		
When free throws attempts are equal:	0-0	Most Points Allowed, Second Half:	46 vs. Alabama State		
When Iowa has higher FT% than opponent:	4-0	Fewest Points Allowed, Second Half:	25 vs. N.C. Central		
When opponent has higher FT%:	0-0	Largest Halftime Advantage:	27 vs. Longwood		
When FT% is equal:	0-0	Largest Halftime Deficit:	---		
When Iowa shoots at least 50% from 3-point range:	0-0				
When Iowa shoots less than 50% from 3-point range:	4-0				
When opponent shoots at least 50% from 3-point range:	0-0				
When opponent shoots less than 50% from 3-point range:	4-0				
When Iowa has a higher 3-point FG% than opponent:	1-0				
When opponent has a higher 3-point FG%:	3-0				
When 3-point FG% is equal:	0-0				
When Iowa has more assists than opponent:	4-0				
When opponent has more assists:	0-0				
When assists are equal:	0-0				
When Iowa has fewer turnovers than opponent:	4-0				
When opponent has fewer turnovers:	0-0				
When turnovers are equal:	0-0				
When Iowa has more steals than opponent:	2-0				
When opponent has more steals:	1-0				
When steals are equal:	1-0				



IOWA SUPERLATIVES UNDER McCAFFERY

TEAM

Most Points Scored

- 116 -- Savannah State (11/13/16)
- 111 -- SIU Edwardsville (11/26/10)
- 110 -- Savannah State (12/22/18)
- 109 -- Md. Eastern Shore (11/14/13)
- 108 -- Alabama State (11/18/21)**
- 106 -- Longwood (11/9/21)**
106 -- Northern Illinois (12/13/20)

Fewest Points Allowed

- 36 -- Howard (11/15/12)
- 39 -- UNC Wilmington (11/8/13)
39 -- Northern Iowa (12/7/10)
- 40 -- Louisiana Monroe (11/16/10)
- 41 -- Abilene Christian (11/17/13)

Field Goals Made

- 42 -- Savannah State (11/13/16)
- 42 -- Central Arkansas (12/19/11)
- 41 -- Northern Illinois (12/13/20)
- 40 -- Coppin State (11/15/15)
- 39 -- Savannah State (12/22/18)
39 -- Kennesaw State (12/29/19)

Field Goals Attempted

- 87 -- Savannah State (11/13/16)
- 79 -- Oregon (3/18/12)
- 78 -- Minnesota (12/25/20)
- 77 -- Nebraska (1/7/20)
77 -- Nebraska (1/5/17)
- 76 -- North Carolina (12/8/20)
76 -- Central Arkansas (12/19/11)
76 -- South Dakota (12/4/12)

Field Goal Percentage (20 Made)

- .680 -- Illinois (1/20/19)
- .643 -- Maryland (2/8/15)
- .630 -- Indiana (1/29/12)
- .627 -- Michigan (2/5/15)
- .623 -- Abilene Christian (11/17/13)
- .617 -- Arkansas-Pine Bluff (12/22/13)

3-Point Field Goals Made

- 20 -- Alabama State (11/18/21) ***
- 19 -- Savannah State (12/22/18)
- 18 -- Savannah State (11/13/16)
- 17 -- North Carolina (12/8/20)
- 16 -- Nebraska (3/4/21)
16 -- Maryland (2/25/17)
16 -- TCU (3/19/17)

3-Point Field Goals Attempted

- 44 -- Alabama State (11/18/21) ***
- 43 -- Nebraska (3/4/21)
43 -- Savannah State (11/13/16)
- 42 -- Savannah State (12/22/18)
- 40 -- North Carolina (12/8/20)
- 36 -- Iowa State (12/7/17)

3-Point FG Percentage (10 Made)

- .714 (15-21) Illinois (1/20/19)
- .632 (12-19) Wisconsin (2/18/21)
- .619 (13-21) Northern Illinois (11/17/11)
- .615 (16-26) Maryland (2/25/17)
- .611 (11-18) Rutgers (1/31/17)

Free Throws Made

- 39 -- Indiana (2/21/17)
- 38 -- Omaha (11/10/13)
- 35 -- NC Central (11/16/21)**
- 34 -- Green Bay (11/11/18)
34 -- Illinois (2/28/18)
- 33 -- Illinois (1/11/18)

Free Throws Attempted

- 49 -- Omaha (11/10/13)
- 47 -- Indiana (2/21/17)
- 45 -- Green Bay (11/11/18)
- 43 -- UM Eastern Shore (11/14/13)
43 -- Michigan State (1/28/14)
- 41 -- NC Central (11/16/21)**
41 -- Illinois (2/28/18)

Free Throw Percentage (10 Made)

- 1.000 (15-15) Illinois (3/8/20)
1.000 (15-15) Virginia (3/27/13)
- 1.000 (13-13) Purdue (12/28/16)
- .929 (26-28) North Florida (12/22/14)
- .926 (25-27) Penn State (2/28/15)
- .923 (12-13) Iowa State (12/12/14)
- .917 (11-12) Michigan St (3/15/13)

Most Rebounds

- 57 -- Western Illinois (12/3/20)
57 -- Md. Eastern Shore (11/14/13)
- 56 -- UNC Wilmington (11/8/13)
56 -- Brown (12/3/11)
56 -- SC State (12/19/12)
- 55 -- Minnesota (12/25/20)

Most Assists

- 34 -- Northern Illinois (12/29/17)
- 33 -- Savannah State (11/13/16)
- 32 -- Central Arkansas (12/19/11)
- 31 -- Coppin State (11/15/15)
- 30 -- Savannah State (12/22/18)

Most Steals

- 19 -- SIU Edwardsville (11/26/10)
- 16 -- UMBG (12/6/14)
- 15 -- Rutgers (1/31/17)
- 14 -- Kennesaw State (12/29/19)
14 -- Maryland (1/19/17)
14 -- Marquette (11/19/15)
14 -- Penn (11/22/13)
14 -- Idaho St (12/4/10)
14 -- Chicago St (11/11/11)
- 13 -- Rutgers (2/19/15)
13 -- IPFW (11/26/11)
13 -- UT-Pan American (11/9/12)

Most Blocked Shots

- 14 -- Drake (12/19/15) *
- 13 -- Illinois (3/5/13)
- 12 -- UNC Wilmington (11/8/13)
12 -- Northern Illinois (11/26/14)
- 11 -- Michigan State (12/29/15)
- 10 -- Penn State (2/15/14)
10 -- UT-Pan American (11/9/12)

Fewest Turnovers

- 3 -- Temple (3/18/16)
3 -- Drake (12/19/15)
- 4 -- Michigan (1/17/16)
4 -- Northwestern (2/15/15)
- 5 -- Ohio State (2/28/21)
5 -- Michigan State (2/13/21)
5 -- Michigan State (2/2/21)
5 -- Stetson (12/5/16)
5 -- Davidson (3/20/15)
5 -- Abilene Christian (11/17/13)
5 -- Drake (12/7/13)
5 -- UTEP (11/29/13)
5 -- Purdue (3/2/14)
5 -- Boise St (12/22/11)

* -- denotes school record

INDIVIDUAL

Most Points:

- 44 -- Luka Garza at Michigan (12/6/19)
- 42 -- Peter Jok vs. Memphis (11/26/16)
- 41 -- Luka Garza vs. Southern (11/27/20)
- 38 -- Luka Garza at Indiana (2/13/20)
- 36 -- Luka Garza vs. Oregon (3/22/21)
- 35 -- Luka Garza vs. Western Illinois (12/3/20)
35 -- Peter Jok vs. Indiana (2/21/17)

Field Goals Made

- 17 -- Luka Garza at Michigan (12/6/19)
- 14 -- Luka Garza vs. Oregon (3/22/21)
14 -- Luka Garza vs. Southern (11/27/20)
14 -- Luka Garza at Indiana (2/13/20)
- 13 -- Luka Garza vs. Minnesota (1/10/21)
13 -- Luka Garza vs. Iowa State (12/11/20)
13 -- Luka Garza vs. Western Illinois (12/3/20)
13 -- Luka Garza vs. Penn State (1/4/20)

Field Goals Attempted

- 32 -- Luka Garza at Michigan (12/6/19)
- 28 -- Luka Garza vs. Penn State (2/29/20)
- 27 -- Luka Garza at Minnesota (12/25/20)
24 -- Devyn Marble vs. Wisconsin (1/5/14)
24 -- Peter Jok vs. Nebraska (1/5/17)

3-Point FG Made

- 8 -- Jordan Bohannon vs. Nebraska (3/4/21)
8 -- Peter Jok vs. Memphis (11/26/16)
8 -- Jordan Bohannon vs. Maryland (2/25/17)
- 7 -- Jordan Bohannon vs. N. Carolina (12/8/20)
7 -- Jordan Bohannon vs. N'western (2/25/18)
7 -- Jordan Bohannon vs Notre Dame (11/29/16)
7 -- Jordan Bohannon vs TCU (3/19/17)
7 -- Devyn Marble vs Oregon (3/18/12)
7 -- Matt Gatens vs Wisconsin (2/23/12)
7 -- Matt Gatens vs Indiana (2/19/12)

3-Point Field Goals Attempted

- 16 -- Jordan Bohannon vs. N. Carolina (12/8/20)
- 15 -- Jordan Bohannon at Notre Dame (12/3/16)
- 14 -- Jordan Bohannon at Syracuse (12/3/19)
14 -- Jordan Bohannon vs. Savannah St. (12/22/18)
14 -- Jordan Bohannon vs. N'western (2/25/18)
- 12 -- Payton Sandfort vs. Alabama St (11/18/21)**
12 -- Jordan Bohannon vs. Nebraska (3/4/21)
12 -- Jordan Bohannon at Illinois (1/11/18)
12 -- Jordan Bohannon vs. Omaha (12/3/16)

Free Throws Made

- 22 -- Peter Jok vs. Indiana (2/21/17) *
- 14 -- Roy Devyn Marble vs. UNI (12/15/12)
14 -- Aaron White vs. Texas (11/20/14)
- 13 -- Tyler Cook vs. UAB (11/22/17)
13 -- Aaron White vs. Wisconsin (1/19/13)

Most Rebounds:

- 21 -- Keegan Murray vs. NC Central (11/16/21)**
- 18 -- Luka Garza vs. Wisconsin (1/27/20)
18 -- Luka Garza at Nebraska (1/7/20)
18 -- Adam Woodbury vs. Wisconsin (2/24/16)
- 17 -- Luka Garza at Minnesota (12/25/20)
17 -- Aaron White vs. Iowa State (12/13/13)

Most Assists

- 13 -- Jordan Bohannon vs. TCU (3/19/17)
- 12 -- Mike Gesell vs. Minnesota (2/14/16)
12 -- Mike Gesell vs. Coppin State (11/15/15)
- 11 -- Joe Toussaint vs. Alabama St (11/18/21)**
11 -- Jordan Bohannon vs. Wisconsin (1/23/18)
11 -- Jordan Bohannon vs. South Dakota (3/15/17)
11 -- Mike Gesell vs. Michigan (3/5/16)
11 -- Devyn Marble vs. Wisconsin (2/22/14)
11 -- Bryce Cartwright vs. Dayton (3/13/12)
- 10 -- Connor McCaffery at Maryland (1/7/21)
10 -- Jordan Bohannon vs. Minnesota (12/9/19)
10 -- Jordan Bohannon vs. Minnesota (1/30/18)
10 -- Jordan Bohannon vs. Ohio State (1/4/18)
10 -- Jordan Bohannon vs. Indiana (3/9/17)
10 -- Mike Gesell vs. Nebraska (1/5/16)
10 -- Mike Gesell vs. Tenn. Tech (12/22/15)

Most Steals

- 7 -- Eric May vs. SIUE (11/26/10)
- 6 -- Joe Toussaint at Maryland (1/7/21)
6 -- Jordan Bohannon vs. Pitt (11/27/18)
6 -- Roy Devyn Marble vs. Penn (11/22/13)
6 -- Eric May at Wake Forest (11/30/10)
- 5 -- Joe Toussaint vs. Kennesaw St (12/29/19)
5 -- Nicholas Baer vs. Drake (12/16/17)
5 -- Isaiah Moss vs. Indiana (3/9/17)
5 -- Jarryd Cole at Mich St (3/2/11)
5 -- Matt Gatens vs. Idaho St (12/4/10)
5 -- Aaron White vs. North Florida (12/22/14)
5 -- Mike Gesell at Penn State (2/28/15)

Most Blocks

- 7 -- Melsahn Basabe vs. Iowa St (12/10/10)
- 7 -- Gabriel Olaseni vs. Illinois (3/5/13)
- 6 -- Nicholas Baer at Nebraska (1/5/17)
6 -- Jarrod Uthoff vs. Minnesota (2/14/16)
6 -- Jarrod Uthoff vs. Michigan State (12/29/15)
6 -- Nicholas Baer vs. Drake (12/19/15)
6 -- Melsahn Basabe vs. Ohio St (1/4/11)



Game 1 - Iowa 106, Longwood 73

Official Box Score
Longwood vs Iowa
Game Totals -- Final Statistics
November 09, 2021 at Carver-Hawkeye Arena - Iowa City



Table with 14 columns: No., Player, S, Pts, FG, 3FG, FT, OR, DR, TR, PF, A, TO, Blk, Stl, Min, +/-
Game Summary: 73 26-74 9-32 12-16 17 21 38 22 17 12 0 5 199

Shooting By Period
Period FG FG% 3FG 3FG% FT FT%
1st Half 12-35 34% 4-15 27% 1-1 100%
2nd Half 14-39 36% 5-17 29% 11-15 73%
Game 26-74 35.1% 9-32 28.1% 12-16 75.0%

Deadball Rebounds: 2.0
Last FG: 2nd-00:06
Biggest Run: 7-0
Largest lead: By 0 at -
Technical Fouls: None.

Iowa 106

Table with 14 columns: No., Player, S, Pts, FG, 3FG, FT, OR, DR, TR, PF, A, TO, Blk, Stl, Min, +/-
Game Summary: 106 36-65 15-33 19-22 10 33 43 20 24 8 8 6 199

Shooting By Period
Period FG FG% 3FG 3FG% FT FT%
1st Half 19-33 58% 8-16 50% 10-11 91%
2nd Half 17-32 53% 7-17 41% 9-11 82%
Game 36-65 55.4% 15-33 45.5% 19-22 86.4%

Deadball Rebounds: 1.0
Last FG: 2nd-01:30
Biggest Run: 14-0
Largest lead: By 29 at 2nd-16:04
Technical Fouls: None.

Game Notes:
Officials: Paul Szecel, Tim Stewart, Kevin Rahrer
Attendance: 9259
Start Time: 10:00 PM ET
End Time: 12:01 AM ET
Game Duration: 1:55

Score 1st 2nd TOT
LWD 29 44 73
U-I 56 50 106
Points In the Paint 26 36
Off Turns 14 17
2nd Chance 18 17
Fast Break 2 22
Bench 35 42
Per Poss 0.961 1.493
32/76 45/71

Game 3 - Iowa 86, N.C. Central 69

Official Box Score
N.C. Central vs Iowa
Game Totals -- Final Statistics
November 16, 2021 at Carver-Hawkeye Arena - Iowa City



Table with 14 columns: No., Player, S, Pts, FG, 3FG, FT, OR, DR, TR, PF, A, TO, Blk, Stl, Min, +/-
Game Summary: 86 23-61 5-23 35-41 18 26 44 14 15 8 4 5 200

Shooting By Period
Period FG FG% 3FG 3FG% FT FT%
1st Half 18-31 58% 3-7 43% 5-7 71%
2nd Half 10-28 36% 2-8 25% 3-5 60%
Game 28-59 47.5% 5-15 33.3% 8-12 66.7%

Deadball Rebounds: 1.0
Last FG: 2nd-05:15
Biggest Run: 7-0
Largest lead: By 2 at 1st-19:39
Technical Fouls: None.

Iowa 86

Table with 14 columns: No., Player, S, Pts, FG, 3FG, FT, OR, DR, TR, PF, A, TO, Blk, Stl, Min, +/-
Game Summary: 86 23-61 5-23 35-41 18 26 44 14 15 8 4 5 200

Shooting By Period
Period FG FG% 3FG 3FG% FT FT%
1st Half 14-34 41% 4-15 27% 17-18 94%
2nd Half 9-27 33% 1-8 13% 18-23 78%
Game 23-61 37.7% 5-23 21.7% 35-41 85.4%

Deadball Rebounds: 3.0
Last FG: 2nd-02:36
Biggest Run: 15-0
Largest lead: By 19 at 2nd-01:44
Technical Fouls: None.

Game Notes:
Officials: Bill Elk, Steve Muckjinks, Brian McNutt
Attendance: 9132
Start Time: 09:05 PM ET
End Time: 11:03 PM ET
Game Duration: 1:58

Score 1st 2nd TOT
NCC 44 25 69
U-I 49 37 86
Points In the Paint 44 34
Off Turns 6 16
2nd Chance 10 15
Fast Break 10 12
Bench 25 27
Per Poss 1.000 1.255
32/69 45/86

Game 2 - Iowa 89, Kansas City 57

Official Box Score
Kansas City vs Iowa
Game Totals -- Final Statistics
November 12, 2021 at Carver-Hawkeye Arena - Iowa City



Table with 14 columns: No., Player, S, Pts, FG, 3FG, FT, OR, DR, TR, PF, A, TO, Blk, Stl, Min, +/-
Game Summary: 57 23-56 7-22 4-6 4 23 27 22 12 17 2 4 198

Shooting By Period
Period FG FG% 3FG 3FG% FT FT%
1st Half 8-25 32% 4-9 44% 3-4 75%
2nd Half 15-31 48% 3-13 23% 1-2 50%
Game 23-56 41.1% 7-22 31.8% 4-6 66.7%

Deadball Rebounds: 2.0
Last FG: 2nd-00:23
Biggest Run: 9-0
Largest lead: By 39 at 2nd-00:23
Technical Fouls: None.

Iowa 89

Table with 14 columns: No., Player, S, Pts, FG, 3FG, FT, OR, DR, TR, PF, A, TO, Blk, Stl, Min, +/-
Game Summary: 89 34-65 4-16 17-22 10 29 39 11 18 8 5 11 198

Shooting By Period
Period FG FG% 3FG 3FG% FT FT%
1st Half 15-34 44% 4-9 44% 3-4 75%
2nd Half 19-31 61% 2-7 29% 12-14 86%
Game 34-65 52.3% 4-16 25.0% 17-22 77.3%

Deadball Rebounds: 3.0
Last FG: 2nd-01:28
Biggest Run: 15-9
Largest lead: By 39 at 2nd-06:22
Technical Fouls: None.

Game Notes:
Officials: Rob Kueneman, Mark Riggs, Bobby Daw
Attendance: 11133
Start Time: 08:01 PM ET
2nd Time: 08:49 PM ET
Game Duration: 1:47

Score 1st 2nd TOT
K-C 23 34 57
U-I 37 52 89
Points In the Paint 32 58
Off Turns 4 25
2nd Chance 6 11
Fast Break 4 26
Bench 24 28
Per Poss 0.814 1.238
25/70 44/72

Game 4 - Iowa 108, Alabama State 82

Official Box Score
Alabama St. vs Iowa
Game Totals -- Final Statistics
November 18, 2021 at Carver-Hawkeye Arena - Iowa City



Table with 14 columns: No., Player, S, Pts, FG, 3FG, FT, OR, DR, TR, PF, A, TO, Blk, Stl, Min, +/-
Game Summary: 82 29-59 11-24 13-19 7 20 27 17 14 2 8 200

Shooting By Period
Period FG FG% 3FG 3FG% FT FT%
1st Half 13-26 50% 4-10 40% 6-8 75%
2nd Half 16-33 48% 7-14 50% 7-11 64%
Game 29-59 49.2% 11-24 45.8% 13-19 68.4%

Deadball Rebounds: 3.0
Last FG: 2nd-00:46
Biggest Run: 11-0
Largest lead: By 0 at -
Technical Fouls: None.

Iowa 108

Table with 14 columns: No., Player, S, Pts, FG, 3FG, FT, OR, DR, TR, PF, A, TO, Blk, Stl, Min, +/-
Game Summary: 108 38-73 20-44 12-16 18 26 44 14 28 10 2 7 200

Shooting By Period
Period FG FG% 3FG 3FG% FT FT%
1st Half 23-35 66% 11-20 55% 6-10 60%
2nd Half 15-38 39% 9-24 38% 6-6 100%
Game 38-73 52.1% 20-44 45.5% 12-16 75.0%

Deadball Rebounds: 1.0
Last FG: 2nd-00:37
Biggest Run: 11-0
Largest lead: By 35 at 2nd-04:28
Technical Fouls: None.

Game Notes:
Officials: Chris Beaver, Edwin Young, Steve Honacki
Attendance: 8957
Start Time: 07:01 PM ET
End Time: 08:49 PM ET
Game Duration: 1:48

Score 1st 2nd TOT
ASU 36 46 82
U-I 63 45 108
Points In the Paint 24 30
Off Turns 12 18
2nd Chance 8 22
Fast Break 8 22
Bench 63 51
Per Poss 1.139 1.543
36/72 44/70



2021-22 Iowa Men's Basketball Combined Team Statistics All games

Game Records

Record	Overall	Home	Away	Neutral
ALL GAMES	4-0	4-0	0-0	0-0
CONFERENCE	0-0	0-0	0-0	0-0
NON-CONFERENCE	4-0	4-0	0-0	0-0

Score by Periods

Team	1st	2nd	OT	TOT
Iowa	205	184	0	389
Opponents	132	149	0	281

Team Box Score

No.	Player				Total		3-Point		F-Throw		Rebounds											
		GP-GS	MIN	AVG	FG-FGA	FG%	3FG-3FGA	3FG%	FT-FTA	FT%	OFF	DEF	TOT	AVG	PF	DQ	A	TO	BLK	STL	PTS	AVG
15	MURRAY, Keegan	4-4	99:26	24.9	36-60	.600	6-16	.375	24-26	.923	13	25	38	9.5	8	0	8	6	11	4	102	25.5
24	MURRAY, Kris	3-0	47:16	15.8	16-26	.615	5-9	.556	2-6	.333	10	10	20	6.7	5	0	4	2	3	1	39	13.0
3	BOHANNON, Jordan	4-4	87:42	21.9	15-34	.441	14-30	.467	6-6	1.000	0	5	5	1.3	4	0	3	0	0	2	50	12.5
22	MCCAFFERY, Patrick	3-3	67:30	22.5	12-27	.444	1-8	.125	11-12	.917	2	5	7	2.3	0	0	7	4	0	1	36	12.0
20	SANDFORT, Payton	4-0	58:19	14.6	12-31	.387	7-23	.304	4-4	1.000	2	3	5	1.3	3	0	6	0	0	0	35	8.8
11	PERKINS, Tony	4-0	68:49	17.2	8-23	.348	3-7	.429	10-11	.909	4	8	12	3.0	6	0	6	4	1	6	29	7.3
2	TOUSSAINT, Joe	4-4	79:08	19.8	10-18	.556	3-5	.600	3-3	1.000	3	3	6	1.5	3	0	23	4	0	8	26	6.5
0	REBRACA, Filip	4-4	80:10	20.0	9-12	.750	1-1	1.000	5-9	.556	9	23	32	8.0	7	0	3	2	2	1	24	6.0
4	ULIS, Ahron	4-0	69:58	17.5	7-14	.500	1-3	.333	7-10	.700	2	5	7	1.8	8	0	11	4	0	4	22	5.5
13	ASH, Austin	4-0	27:29	6.9	2-10	.200	1-9	.111	6-8	.750	0	0	0	0.0	4	0	4	3	0	0	11	2.8
30	MCCAFFERY, Connor	4-1	66:17	16.6	2-4	.500	1-3	.333	3-4	.750	4	11	15	3.8	6	0	9	2	0	2	8	2.0
25	LAKETA, Luc	3-0	09:35	3.2	1-2	.500	1-2	.500	0-0	.000	0	0	0	0.0	0	0	0	0	0	0	3	1.0
44	MULVEY, Riley	3-0	24:05	8.0	0-1	.000	0-0	.000	2-2	1.000	0	7	7	2.3	3	0	1	1	1	0	2	0.7
23	OGUNDELE, Josh	3-0	14:16	4.8	1-2	.500	0-0	.000	0-0	.000	1	5	6	2.0	2	0	0	2	1	0	2	0.7
Team											6	4	10									
Total		4	800		131-264	.496	44-116	.379	83-101	.822	56	114	170	42.5	59	0	85	34	19	29	389	97.3
Opponents		4	800		106-248	.427	32-93	.344	37-53	.698	36	87	123	30.8	91	3	57	58	7	22	281	70.3

Team Statistics

	IOWA	OPP
Scoring	389	281
Points per game	97.3	70.3
Scoring margin	+27.0	-
Field goals-att	131-264	106-248
Field goal pct	.496	.427
3 point fg-att	44-116	32-93
3-point FG pct	.379	.344
3-pt FG made per game	11.0	8.0
Free throws-att	83-101	37-53
Free throw pct	.822	.698
F-Throws made per game	20.8	9.3
Rebounds	170	123
Rebounds per game	42.5	30.8
Rebounding margin	+11.8	-
Assists	85	57
Assists per game	21.3	14.3
Turnovers	34	58
Turnovers per game	8.5	14.5
Turnover margin	+6.0	-
Assist/turnover ratio	2.5	1.0
Steals	29	22
Steals per game	7.3	5.5
Blocks	19	7
Blocks per game	4.8	1.8
Winning streak	4	-
Home win streak	4	-
Attendance	39481	0
Home games-Avg/Game	4-9870	0-0
Neutral site-Avg/Game	-	0-0

Team Results

Date	Opponent		Score	Att.
11/09/2021	Longwood	W	106-73	9259
11/12/2021	Kansas City	W	89-57	11133
11/16/2021	N.C. Central	W	86-69	9132
11/18/2021	Alabama St.	W	108-82	9957

