



IOWA HAWKEYES

5-0 Overall, 0-0 Big Ten

3 FINAL FOURS | 8 BIG TEN CHAMPIONSHIPS | 2 BIG TEN TOURNAMENT TITLES | 27 NCAA TOURNAMENTS

PORTLAND STATE (2-2) at IOWA (5-0)

Nov. 26, 2021 // Iowa City, Iowa // Carver-Hawkeye Arena // 6:01 p.m. CT

IOWA HAWKEYES (Previous Game Starters)

Pos.	No.	Name	Ht.	Wt.	Yr.	Hometown	Statistical Summary
G	2	Joe Toussaint	6-0	190	Jr.	Bronx, New York	6.4 ppg, 1.4 rpg, 5.4 apg
G	3	Jordan Bohannon	6-1	175	RS-Sr.	Marion, Iowa	11.0 ppg, 1.0 rpg, 1.2 apg
F	30	Connor McCaffery	6-5	220	RS-Sr.	Iowa City, Iowa	1.6 ppg, 3.4 rpg, 2.2 apg
F	15	Keegan Murray	6-8	225	So.	Cedar Rapids, Iowa	26.2 ppg, 8.8 rpg, 2.8 bpg
F	0	Filip Rebraca	6-9	230	Sr.	Sombor, Serbia	6.0 ppg, 7.4 rpg, 0.6 apg

Head Coach: Fran McCaffery (Penn, 1979); 12th Season at Iowa (221-152); 24th Season Overall (472-329)

GAME #6 STORYLINES

- Iowa scored a season-high 109 points in its last outing. The Hawkeyes have topped the century mark in three of five games this season (Longwood, Alabama State, Western Michigan). The last time an Iowa team scored 100+ points in three of its first five games was the start of the 1997-98 season.
- Iowa has made a combined 32 3-pointers over its last two games (12 against Western Michigan and 20 versus Alabama State).
- Jordan Bohannon sank his 375th career 3-pointer last Thursday to surpass Ohio State's Jon Diebler (2008-11) to become the Big Ten's all-time 3-point leader.
- Iowa has won 75 of its last 80 nonconference home games, dating back to 2012.
- Sophomore forward Keegan Murray ranks first in the Big Ten in points per game (26.2) and fourth in free throw percentage (.886) and rebounds per game (8.8).
- Keegan Murray and Kansas State's Michael Beasley (2007-08) are the only two players from a major conference to score 24+ points in each of their first five games of the season over the last 15 years.
- Iowa has been making the most of its trips to the foul line through five games. The Hawkeyes are shooting a Big Ten-best 83.9 percent from the foul line, making 104-of-124 attempts.
- Fran McCaffery coached in his 800th career game as a head coach last Thursday versus Alabama State. He has coached a first-team All-Big Ten honoree six of the last eight years. He has guided Iowa to 20+ wins seven of the last nine seasons and fifth place or better finishes in the Big Ten five of the last seven years.
- Iowa is the only Division I program with two sets of brothers on the 2021-22 roster, with one being identical twins. Connor and Patrick McCaffery are two years apart, while Keegan and Kris Murray are identical twins. The Murray twins are one of four twins on Division I rosters this season (Arizona State, San Diego State, and SIUE).
- Jordan Bohannon is back for his sixth season. He is Iowa's career leader in assists (645), free throw percentage (.889), games played (148), and 3-pointers (379).
- Iowa has won 14 home games each of the last three seasons. The Hawkeyes have averaged just over 13 home victories since Fran McCaffery's arrival in Iowa City in 2011.
- Iowa ranked first in the Big Ten in scoring offense for the third straight season; Iowa's 83.7 points per game average in 2021 is its highest since the 1988-89 season (89.6). The Hawkeyes have led the conference in scoring four of the last eight seasons.
- Fran McCaffery has guided Iowa to 20 wins or more in seven of the last nine seasons. He has led Iowa to Big Ten upper division finishes eight of the last nine years. Iowa, Michigan State, and Wisconsin have each recorded a Big Ten-best eight first division finishes since 2013.

2021-22 SCHEDULE/RESULTS

Date	Opponent (TV)	Time
Nov. 9	Longwood	W, 106-73
Nov. 12	Kansas City	W, 89-57
Nov. 16	N.C. Central	W, 86-69
Nov. 18	Alabama State	W, 108-82
Nov. 22	Western Michigan	W, 109-61
Nov. 26	Portland State (B1G+)	6:01 p.m.
Nov. 29	at Virginia % (ESPN2)	6:01 p.m.
Dec. 3	at Purdue (B1G Network)	8 p.m.
Dec. 6	Illinois (FS1)	6 p.m.
Dec. 9	at Iowa State + (ESPN2)	8 p.m.
Dec. 18	vs. Utah State ^ (B1G Network)	8 p.m.
Dec. 21	Southeastern Louisiana (B1G+)	7 p.m.
Dec. 29	Western Illinois (B1G+)	7 p.m.
Jan. 3	Maryland (B1G Network)	8 p.m.
Jan. 6	at Wisconsin (FS1)	8 p.m.
Jan. 13	Indiana (FS1)	8 p.m.
Jan. 16	at Minnesota (B1G Network)	TBD
Jan. 19	at Rutgers (B1G Network)	7:30 p.m.
Jan. 22	Penn State (B1G Network)	TBD
Jan. 27	Purdue (FS1)	8 p.m.
Jan. 31	at Penn State (B1G Network)	6 p.m.
Feb. 3	at Ohio State (FS1)	7 p.m.
Feb. 6	Minnesota (B1G Network)	3:30 p.m.
Feb. 10	at Maryland (ESPN2)	6 p.m.
Feb. 13	Nebraska (FS1)	2 p.m.
Feb. 17	Michigan (ESPN/2)	6 p.m.
Feb. 22	Michigan State (ESPN/2)	6 p.m.
Feb. 25	at Nebraska (FS1)	8 p.m.
Feb. 28	Northwestern (B1G Network)	8 p.m.
March 3	at Michigan (FS1)	8 p.m.
March 6	at Illinois (FS1)	6:30 p.m.
March 9-13	at Big Ten Tournament *	

all times listed are central

^ -- played at Sioux Falls, South Dakota

% -- Big Ten/ACC Men's Basketball Challenge

+ -- Iowa Corn Cy-Hawk Series

* -- Big Ten Tournament - Indianapolis

PRONUNCIATION GUIDE

Luc Laketa	LUKE Luh-KET-uh
Josh Ogundele	Oh-GOON-duh-lay
Filip Rebraca	Reh-BRAH-chuh
Kirk Speraw	SPEAR-awe
Joe Toussaint	two-SAHNT
Ahron Ulis	YOU-liss

MULTIMEDIA GAME INFORMATION

STREAMING

• B1G+

MOBILE APPS/ONLINE

• B1G+ APP

Matt Menzl (PxP)
Jay Wilson (analyst)

RADIO

• Hawkeye Radio Network

Jon Swisher (PxP)
Bob Hansen (analyst)

LIVE STATISTICS

• StatBroadcast

hawkeyesports.com



INSIDE THE NUMBERS

	IOWA	PSU
Scoring Average	99.6	80.5
Scoring Defense	68.4	61.0
Scoring Margin	+31.2	+19.5
FG%	.503	.454
FG% Defense	.418	.354
FT%	.839	.712
3-PT FG%	.394	.256
3-PT FG% Defense	.319	.247
Rebound Margin	+9.2	+6.0
Assists Per Game	21.0	15.8
Turnovers Per Game	8.2	14.0
Steals Per Game	8.8	10.8
Blocks Per Game	5.0	4.5

MISCELLANEOUS STATS

Double-Figure Scoring Games...

Player	16-18	18-19	19-20	20-21	21-22	Career
Jordan Bohannon	39	20	4	15	3	81
Keegan Murray	---	---	---	8	5	13
Connor McCaffery	---	3	6	2	---	11
Joe Toussaint	---	---	8	2	1	11
Patrick McCaffery	---	---	---	6	3	9
Kris Murray	---	---	---	---	3	3
Tony Perkins	---	---	---	---	2	2
Payton Sandfort	---	---	---	---	2	2
Ahron Ulis	---	---	---	---	1	1

20-Point Scoring Games...

Player	16-18	18-19	19-20	20-21	21-22	Career
Jordan Bohannon	13	3	1	4	---	21
Keegan Murray	---	---	---	---	5	5
Payton Sandfort	---	---	---	---	1	1

Double-Figure Rebounding Games...

Player	16-18	18-19	19-20	20-21	21-22	Career
Filip Rebraca	---	3	14	5	1	23
Keegan Murray	---	---	---	1	1	2
Connor McCaffery	---	---	1	---	---	1

Double-Doubles...

Player	16-18	18-19	19-20	20-21	21-22	Career
Filip Rebraca	---	1	12	5	---	18
Jordan Bohannon	6	---	---	1	---	7
Keegan Murray	---	---	---	---	1	1
Joe Toussaint	---	---	---	---	1	1

4+ Three-Pointer Games...

Player	16-18	18-19	19-20	20-21	21-22	Career
Jordan Bohannon	22	7	2	7	2	40
Payton Sandfort	---	---	---	---	2	2
Connor McCaffery	---	---	---	1	---	1

5+ Assists Games...

Player	16-18	18-19	19-20	20-21	21-22	Career
Jordan Bohannon	42	11	1	15	---	69
Connor McCaffery	---	9	8	10	---	27
Joe Toussaint	---	---	4	3	2	9
Ahron Ulis	---	---	---	---	2	2

3+ Steals Games...

Player	16-18	18-19	19-20	20-21	21-22	Career
Connor McCaffery	---	1	5	1	---	7
Joe Toussaint	---	---	1	3	2	6
Jordan Bohannon	3	1	---	---	1	5
Keegan Murray	---	---	---	2	1	3
Tony Perkins	---	---	---	---	2	2

3+ Blocks Games...

Player	16-18	18-19	19-20	20-21	21-22	Career
Keegan Murray	---	---	---	6	3	9

UI CAREER BIG COACHING WINS

1.	125	Tom Davis	1986-99
2.	103	Fran McCaffery	2010-

UI CAREER COACHING WINS

1.	269	Tom Davis	1986-99
2.	221	Fran McCaffery	2010-

UI ATHLETIC COMMUNICATIONS

S300 Carver-Hawkeye Arena, Iowa City, IA 52242
hawkeyesports.com • hawkeyebasketball.com

MBB CONTACT: MATTHEW WEITZEL

office: 319-335-6590 • cell: 319-430-8176

email: matthew-weitzel@hawkeyesports.com

Twitter: @BigWeitz

MARGIN OF VICTORY/DEFEAT

Points	1	2	3	4	5	6	7	8	9	10+	15+	20+
Wins	0	0	0	0	0	0	0	0	0	0	1	4
Losses	0	0	0	0	0	0	0	0	0	0	0	0

THE SETTING

Iowa (5-0) will conclude its six-game homestand on Friday when the Hawkeyes welcome Portland State (2-2) to Iowa City. Tipoff is set for 6:01 p.m. (CT) on Mediacom Court at Carver-Hawkeye Arena (15,056). Friday will be the first meeting between the two schools.

Due to the holiday weekend, there will be FREE parking to fans attending Friday's game. Game tickets are \$15 for adults and \$5 for youth and UI Students. Terrace Club tickets are also available for purchase for \$36.25.

ON THE AIR

Radio: Iowa games are broadcast on the Hawkeye Radio Network. Jon Swisher will handle Friday's play-by-play, along with color commentator Bob Hansen. The network includes more than 40 stations that blanket the state of Iowa and include portions of Illinois, Nebraska, Minnesota, Missouri and Wisconsin. The Hawkeye Radio Network coverage includes a 60-minute pregame show.

Stream: Friday's exhibition will be streamed on mobile devices at B1G+ (\$). Matt Menzl and Jay Wilson will call the action.

HAWKEYES CRUISE TO VICTORY OVER WESTERN MICHIGAN

Iowa's bench scored a season-high 63 points in a comfortable 109-61 victory over Western Michigan Monday evening on Mediacom Court at Carver-Hawkeye Arena.

- Keegan Murray led the team in scoring for the fifth straight game to start the season. The Big Ten's leading scorer totaled a personal-best 29 points, to go along with six rebounds, three blocks, two steals, and eight drawn fouls. Murray scored Iowa's first 17 points and reached 20 points in the first 11 minutes.
- Collectively, Iowa was credited with 15 steals, equaling the third most total by an Hawkeye team in the Fran McCaffery era.
- Iowa, who leads the Big Ten in free throw accuracy, missed only two free throws (21-of-23).
- Sophomore guard Tony Perkins and freshman guard Payton Sandfort each reached double figures for the second time this season. Sandfort netted 19 points, while Perkins had a personal-best 15 points. Sandfort knocked down five 3-pointers for the second straight game.
- Sophomore Ahron Ulis was credited with a career-high eight assists.
- Redshirt sophomore forward Patrick McCaffery (lower body injury) and Josh Ogundele (illness) did not play.
- Iowa improved to 86-2 when holding opponents to fewer than 61 points over the last 12 seasons.
- The Hawkeyes had a 13-0 scoring run in the first half. Iowa has had scoring runs of 10-0 or more a combined eight times in five games.
- Monday was the first meeting between the two teams since 1951.

2021-22 IOWA HAWKEYES ROSTER

No.	Name	Pos.	Ht.	Wt.	Yr.	Hometown (Last School)
0	Filip Rebraca	F	6-9	230	Sr.	Sombor, Serbia (University of North Dakota)
2	Joe Toussaint	G	6-0	190	Jr.	Bronx, N.Y. (Cardinal Hayes)
3	Jordan Bohannon	G	6-1	175	Sr. ^A	Marion, Iowa (Linn-Mar)
4	Ahron Ulis	G	6-3	195	So.	Chicago, Ill. (Marion Catholic)
11	Tony Perkins	G	6-4	205	So.	Indianapolis, Ind. (Lawrence North)
13	Austin Ash	G	6-3	180	Sr. ^A	Cedar Rapids, Iowa (Mount Vernon)
14	Carter Kingsbury	G	6-4	225	Fr.	Ponca, Neb. (Brewster Academy)
15	Keegan Murray	F	6-8	225	So.	Cedar Rapids, Iowa (Prairie/DME Academy)
20	Payton Sandfort	F	6-7	215	Fr.	Waukee, Iowa (Waukee)
22	Patrick McCaffery	F	6-9	200	So. ^A	Iowa City, Iowa (West)
23	Josh Ogundele	C	6-11	265	So.	London, England (Worcester Academy)
24	Kris Murray	F	6-8	225	So.	Cedar Rapids, Iowa (Prairie/DME Academy)
25	Luc Laketa	G	6-5	180	Fr.	Concord, Mich. (Winchendon School)
30	Connor McCaffery	G/F	6-5	220	Sr. ^A	Iowa City, Iowa (West)
44	Riley Mulvey	C	6-11	245	Fr.	Rotterdam, N.Y. (St. Thomas More)

Head Coach: Fran McCaffery

Assistant Coaches: Kirk Speraw, Sherman Dillard, Billy Taylor



HEAD COACH FRAN McCAFFERY

Fran McCaffery, who recently signed a contract extension through the 2028 season, is in his 12th season as the head basketball coach at the University of Iowa and his 26th year overall as a college head coach. McCaffery has reached the 20-win plateau 10 of the last 14 seasons.

McCaffery spent five seasons (2005-10) as the head coach at Siena, six years at UNC-Greensboro (1999-2005) and three seasons at Lehigh (1985-88) before joining the Hawkeyes.

McCaffery has nearly four decades of Division I coaching experience. He is in his 40th season as a collegiate coach, which includes 26 years as a head coach and 14 as an assistant. McCaffery is one of 14 coaches to lead at least four different Division I teams to the NCAA Tournament.

McCaffery, 61, holds a career mark of 472-329 (.589) and guided his teams to 14 postseason appearances (10 NCAA & four NIT). Iowa likely would have competed in another NCAA Tournament in 2020, if not for the NCAA canceling the postseason due to COVID-19. He is 221-152 (.592) at Iowa; the second winningest coach in program history. McCaffery led Iowa to wins in four of the last six NCAA Tournaments (2015, 2016, 2019, and 2021).

Since taking over the Iowa program in 2010, Iowa has earned eight postseason tournament berths (5 NCAA, 3 NIT). McCaffery coached Iowa to 25 victories in 2013, equaling the second-most win total in program history. McCaffery has guided five players to first team All-Big Ten status six of the last eight years, including the 2020 & 2021 National and Big Ten Player of the Year, Luka Garza.

McCaffery has posted upper division finishes in eight of the last nine seasons at Iowa and 20 of 25 seasons as a head coach. He has posted 20 wins or more 10 of the last 14 seasons, including seven of the last nine years at Iowa (2013, 2014, 2015, 2016, 2019, 2020, and 2021). Iowa's 205 victories between 2013-21 are the most over a 10-year span at Iowa since 1987-96 (207).

McCaffery and the Hawkeyes boast a 138-37 (.789) home record the last 10 seasons, which includes a school-record 18 wins in 2014 and 13 consecutive victories in 2019-20. Iowa has won 14 games in Carver-Hawkeye Arena each of the last three seasons (2019, 2020, 2021).

McCaffery's five years at Siena were the best in its 70-year history. He led the Saints on an incredible run that ended with three straight Metro Atlantic Athletic Conference championships and NCAA Tournament appearances.

McCaffery's Saints owned a 112-51 (.687) record in his five years with the program. He guided the Saints to four consecutive 20-win seasons. McCaffery's achievements earned the head coach Siena Hall of Fame recognition in 2017.

The 2009 MAAC Coach of the Year and 2010 District I Coach of the Year is the third winningest coach, by percentage, in league history (.682, .756). He is the only coach to guide a MAAC program to two NCAA Tournament wins. McCaffery led his 2008 and 2009 teams to first round NCAA Tournament victories over Vanderbilt and Ohio State, respectively.

In his final two seasons at Siena, he coached the Saints to back-to-back 27-win campaigns and boasted a combined 39-3 (.929) record against MAAC opponents, which included MAAC Tournament contests.

McCaffery began his coaching career as an assistant at Penn (1982-83) and Lehigh (1983-85). After three seasons as head coach at Lehigh, he spent 11 seasons as an assistant at Notre Dame (1988-99).

McCaffery played basketball at Wake Forest his freshman year (1977-78) and concluded his playing career at Penn his final three seasons (1979-82).

He earned his B.S. degree in Economics from The Wharton School (Penn) in 1982. McCaffery also earned a Master of Education from Lehigh in 1985.

COACHING HONORS

NABC District I Coach of the Year, 2009-10

MAAC Coach of the Year, 2008-09

HEAD COACHING EXPERIENCE

Lehigh (1985-88):49-39 (.557); 8-6 (.571) League
UNC-Greensboro (1999-05).....90-87 (.508); 49-47 (.510) League
Siena (2005-10)112-51 (.687); 68-22 (.756) League
Iowa (2010-present):.....221-152 (.592); 103-102 (.502) League



THE McCAFFERY FILE

Born: May 23, 1959
Hometown: Philadelphia, Pennsylvania
High School: LaSalle, 1977
College: B.S. in Economics, The Wharton School (Penn), 1982
Master of Education, Lehigh, 1985
Family: Wife, Margaret
Sons, Connor, Patrick and Jonathan Francis
Daughter, Marit Katherine
Brother, Jack (sportswriter in Philadelphia area)

Coaching Honors

MAAC Coach of the Year, 2009

NABC District I Coach of the Year, 2009-10

Coaching History (39 years)

1983	Assistant Coach, Penn
1984-85	Assistant Coach, Lehigh
1985-88	Head Coach, Lehigh
1988-99	Assistant Coach, Notre Dame
1999-05	Head Coach, UNC-Greensboro
2005-10	Head Coach, Siena
2010-present	Head Coach, University of Iowa

Coaching Chart

Overall (25 seasons): 472-329 (.589)

At Iowa (12 seasons): 221-152 (.592)

At Siena (five seasons): 112-51 (.688)

At UNCG (six seasons): 90-87 (.508)

At Lehigh (three seasons): 49-40 (.551)

NCAA Tournament (10 appearances*): 6-9

NIT (four appearances): 6-4

**McCaffery is the first coach to bring three different programs from one-bid leagues to the NCAA Tournament (conferences that sent just one team the year his program advanced).*

McCaffery in Postseason Play

1988	NCAA Tournament -- Lehigh
1989	NCAA Tournament -- Notre Dame
1990	NCAA Tournament -- Notre Dame
1992	NIT -- Notre Dame
1997	NIT -- Notre Dame
2001	NCAA Tournament -- UNC-Greensboro
2002	NIT -- UNC-Greensboro
2008	NCAA Tournament -- Siena
2009	NCAA Tournament -- Siena
2010	NCAA Tournament -- Siena
2012	NIT -- Iowa
2013	NIT -- Iowa
2014	NCAA Tournament -- Iowa
2015	NCAA Tournament -- Iowa
2016	NCAA Tournament -- Iowa
2017	NIT -- Iowa
2019	NCAA Tournament -- Iowa
2020	NCAA Tournament postponed (COVID-19)
2021	NCAA Tournament -- Iowa

Playing Experience

Wake Forest, 1977-78

Penn, 1979-82



Big Ten Standings/Schedule

Team	Big Ten	Pct.	Overall	Pct.
IOWA	0-0	.000	5-0	1.000
Purdue	0-0	.000	5-0	1.000
Indiana	0-0	.000	5-0	1.000
Minnesota	0-0	.000	4-0	1.000
Northwestern	0-0	.000	5-1	.833
Maryland	0-0	.000	4-1	.800
Ohio State	0-0	.000	4-1	.800
Penn State	0-0	.000	4-1	.800
Wisconsin	0-0	.000	4-1	.800
Michigan State	0-0	.000	3-1	.750
Nebraska	0-0	.000	4-2	.667
Michigan	0-0	.000	3-2	.600
Illinois	0-0	.000	3-2	.600
Rutgers	0-0	.000	2-2	.500

Wednesday, Nov. 24

Michigan State vs. Loyola (IL), 11 a.m.
 Wisconsin vs. St. Mary's, 4 p.m.
 Tarleton State at Michigan, 6 p.m.
 Ohio State vs. Florida, 7:30 p.m.
 Jacksonville at Minnesota, 8 p.m.

Thursday, Nov. 25

Maryland vs. Richmond, 6 p.m.
 Michigan State vs. TBD

Friday, Nov. 26

Omaha at Purdue, 1 p.m.
 LSU vs. Penn State, 6 p.m.

Portland State at IOWA, 6 p.m.

UTRGV at Illinois, 7 p.m.

All times are central

National Rankings

AP Poll

Nov. 22

1. Gonzaga
2. UCLA
3. Purdue
4. Kansas
5. Duke
6. Baylor
7. Villanova
8. Texas
9. Memphis
10. Alabama
11. Kentucky
12. Houston
13. Arkansas
14. Illinois
15. Tennessee
16. St. Bonaventure
17. Arizona
18. BYU
19. Auburn
20. Michigan
21. Seton Hall
22. Connecticut
23. Florida
24. USC
25. Xavier

USA Today Poll

Nov. 22

1. Gonzaga
2. UCLA
3. Kansas
4. Purdue
5. Baylor
6. Duke
7. Villanova
8. Texas
9. Alabama
10. Memphis
11. Houston
12. Arkansas
13. Michigan
14. Kentucky
15. Illinois
16. St. Bonaventure
17. Tennessee
18. BYU
19. Arizona
20. Seton Hall
21. Connecticut
22. Auburn
23. Oregon
24. Florida
25. USC

2021-22 IOWA CAPTAINS

Iowa captains are Jordan Bohannon and Connor McCaffery.

SCOUTING PORTLAND STATE

- Portland State competes in the Big Sky Conference. Last season, the Vikings posted a 9-13 overall record and finished eighth in their league with a 6-8 conference mark.
- After losing their season opener at Oregon State (73-64), the Vikings won two straight. Portland State beat Evergreen State (100-44) and George Fox (104-58). Portland State dropped its last outing to rival Portland (69-54).
- Portland State lost its last game, 69-54, to Portland on Tuesday night. James Jean-Marie led the way for the Vikings with a season-high 17 points and 10 rebounds for his fourth straight double-double. Cold shooting doomed the Vikings, shooting just 9 percent from 3-point range (2-of-23) and 31.5 percent overall from the field (23-of-73).
- James Jean-Marie averages a team-best 15 points per game, followed by Madison, Wisconsin, native Marlon Ruffin at 12.3 points per contest.
- Fifth-year senior forward Khalid Thomas is the team's returning leading scorer, averaging 11.2 points per game last season. He spent his first two seasons at the College of Southern Idaho, and his junior year at Arizona State.
- Portland State's roster of 15 is comprised of three seniors, seven juniors, two sophomores, and three freshmen.
- Portland State ranked 17th in the country in defensive turnover percentage a year ago.
- Jase Coburn is in his first season as head coach of Portland State after serving five seasons as an assistant coach (2014-18) and three years as the associate head coach (2018-21). A native of Mesa, Arizona, Coburn played collegiate basketball at MiraCosta College.

KEEGAN MURRAY TABBED BIG TEN CO-PLAYER OF THE WEEK

Sophomore Keegan Murray was named the Big Ten Co-Player of the Week on Monday. He shared the honor with Purdue forward Trevion Williams.

Murray averaged 26.5 points, 13.5 rebounds, 3.0 assists and 2.5 blocks in a pair of convincing victories last week. The native of Cedar Rapids, Iowa, was a combined 19-of-35 (.543) from the field and 13-of-15 (.867) from the foul line.

Murray had a historic stat line against N.C. Central on Nov. 16. The forward totaled 27 points, 21 rebounds, and four blocks against the Eagles. He became the fourth Hawkeye over the last five decades, and first since 1977, to score 20+ points and grab 20+ rebounds in a game.

Against Alabama State on Nov. 18, Murray amassed 26 points, six rebounds, and a career-high four assists. Murray sank two of Iowa's school-record 20 3-pointers in a 26-point win.

Murray, who leads the Big Ten in scoring (25.5 ppg), has netted 24+ points in each of the first four contests of the season. He is one of three players from a major conference to score 24+ points in each of their first four games of the season over the last 15 years. In addition to Murray, Kansas State's Michael Beasley (2007-08) and Arizona's Allonzo Trier (2017-18) accomplished the feat.

SPOTLIGHTING KEEGAN MURRAY'S DOMINATING PERFORMANCE

Keegan Murray posted 27 points, 21 rebounds, four blocks, and two assists in Iowa's win over North Carolina Central on Nov. 16. He accomplished something that has not been done in over four decades by a Hawkeye.

Murray is the first Hawkeye to total 25+ points and 20+ rebounds in a game since Bruce King in 1977. King had 31 points and 21 rebounds vs. Ohio State in 1977.

Murray is one of four players over the last five decades to post a 20-20 game: Kevin Kunnert (24-23) vs. Illinois in 1972; Fred Haberecht (29-20) vs. Wisconsin in 1975; Bruce King (42-20) vs. Pittsburgh in 1976; Bruce King (31-21) vs. Ohio State in 1977.

The last Big Ten player to have a 20-20 performance was Purdue's Trevion Williams at Michigan on Jan. 9, 2020 (36-20).

Murray is the first Hawkeye since Greg Brunner in 2006 to grab 20+ rebounds in a game; Brunner had 23 against Minnesota on Jan. 18, 2006.

Murray is the first major conference player with 27+ points, 21+ rebounds, and 4+ blocks since Kansas State's Michael Beasley versus Sacramento State on Nov. 9, 2007.



TOUSSAINT RETURNS TO STARTING LINEUP

Joe Toussaint shined in the season opener on Nov. 9, in his first start since a true freshman in 2019. The native of Bronx, New York, was all over the floor against Longwood in the opener tallying nine points, four assists, and four of Iowa's six steals. Last Thursday versus Alabama State, he totaled a career-high 11 assists and a season-high 11 points.

Toussaint ranks second in the Big Ten in assists per game (5.4) and third in assist-to-turnover ratio (5.4). He has already matched his 3-point field goals made mark from a year ago through five games this season (3).

Toussaint started 20 of Iowa's 31 games in 2019. His role changed to coming off the bench last year with a roster filled with upperclassmen.

TWICE AS NICE

Sophomores Keegan and Kris Murray rank 1-2 in team scoring. Keegan averages a Big Ten-best 26.2 points, while Kris averages 12.8 points.

The Murray's combined for 40 points, 14 rebounds, seven blocks, and two assists against Longwood. The identical twins were efficient shooting the basketball, shooting a combined 15-of-19 (.789) from the field, including 5-of-8 (.625) from 3-point range, and 5-of-6 (.833) from the free throw line.

The twins combined for 31 points, nine rebounds, two blocks, and three steals against Kansas City and 43 points, eight rebounds, six assists, and one block against Alabama State. The duo combined for 41 points, 16 rebounds, four steals, and four blocks in Iowa's last outing against Western Michigan on Monday.

JORDAN BOHANNON HOLDS 4 IOWA ALL-TIME RECORDS

Jordan Bohannon, competing in his sixth season, is the program's career leader in four statistical categories: assists (645), 3-pointers made (379), games played (148), and free throw percentage (.889, 296-333). His 379 triples are the most in Big Ten history and 117 more than any other Hawkeye.

Bohannon, an honorable mention all-conference honoree in 2021, is one of 30 Division I players over the last 25 years to make 75+ 3-pointers in four seasons.

Bohannon ranked first in the league in 3-point accuracy (.394) and second in 3-pointers made per game (2.58) in 2021. He was second in the conference in assist-to-turnover ratio (3.07) and fourth in assists per contest (4.4).

Bohannon's 80 3-pointers in 2021 are fourth most and his 135 assists are ninth most by a senior in program history.

Eighty percent of his made field goals last season were 3-pointers (80-of-100). He is one of only three Division I players since the 1992-93 season to amass more than 625 assists and 360 3-pointers.

Bohannon is one of only three Hawkeyes to post four 100-assist seasons (Jeff Horner, Dean Oliver).

He has accumulated seven points-assists double-doubles, the most in school history. Bohannon registered a school-record eight games with 10 or more assists.

GIVE ME THREE OF THESE, PLEASE

Iowa established a new single-season 3-point field goals made record last season, sinking 301 to best the previous benchmark of 300 set four seasons ago in 2017. Iowa made 38.6 percent of its attempts (301-of-780), its highest percentage since the 1996-97 season (218-of-543). Iowa's 38.6 percentage from long distance in 2020-21 is impressive considering the Hawkeyes attempted 237 more attempts than the 1997 squad. The school record for 3-point percentage in a single-season is 41.5 percent (188-of-453) in 1987-88; that team attempted 327 fewer 3-point shots.

2021-22 SCHEDULE NOTES

- Iowa plays its first six regular season games at home on Media-com Court at Carver-Hawkeye Arena.
- The Hawkeyes will play back-to-back games away from home five times in 2020-21, beginning with the Big Ten/ACC Challenge at Virginia on Nov. 29, and the Big Ten opener at Purdue on Dec. 3.
- Iowa's final two games of the regular season will be on the road at Michigan (March 3) and at Illinois (Dec. 6). It marks the second time in three seasons that the Hawkeyes will be on the road for their final two contests.
- Iowa will host a three-game Big Ten homestand in mid-February hosting Nebraska (Feb. 13), Michigan (Feb. 17), and Michigan State (Feb. 22).
- The Hawkeyes' conference opener will be on Monday, Dec. 6 versus border-rival Illinois.

KEEGAN MURRAY TABBED PRESEASON ALL-BIG TEN

Sophomore forward Keegan Murray was named to the 2021-22 Big Ten Preseason Player of the Year.

It marks the third straight season that one or more Hawkeyes have been selected to the preseason list, voted upon by a select-ed panel of media. Joe Wieskamp was selected in 2019 and 2020, while Luka Garza was tabbed the Big Ten Preseason Player of the Year in November, 2020.

Murray is one of the league's top emerging players after being named to the five-player All-Big Ten Freshman Team a year ago. The Cedar Rapids, Iowa, native was one of only five players nationally -- and only bench player -- to amass 200 points, 35 blocks, 25 steals, and 15 3-pointers. He was the team's leading scorer (7.8) and rebounder (5.5) off the bench in conference play. Murray led team in blocks 12 times and steals five times. The 6-foot-8 forward was second on the team in steals (26) and ranked 11th in the Big Ten in blocked shots per game (1.26). His 39 blocks tie for fourth most by a freshman in program history.

Murray totaled 13 points, seven rebounds, four blocks, three assists, and a steal in Iowa's first-round victory over Grand Canyon to become the first Hawkeye ever to stuff the stat sheet with those numbers in an NCAA Tournament contest.

VALUING THE BASKETBALL

Iowa ranked first in the nation in assist-to-turnover ratio (2.02) last season. The Hawkeyes had two players ranked high nationally in assist-to-turnover ratio. Connor McCaffery was fourth in the country with a 3.73 ratio (112 assists; 30 turnovers), while Jordan Bohannon was 13th with a 3.07 ratio (135 assists; 44 turnovers).



IOWA SIGNS 2 PREP STANDOUTS

JOSH DIX // G, 6-5, 190 // Council Bluffs, Iowa (Council Bluffs High School)

- Three-year team captain
- Two-time first-team all-conference selection and City Player of the Year
- Third team all-state as a sophomore and first-team all-state as a junior
- Shot 50 percent or better from the field his first three seasons of prep basketball
- Averaged a team-best 19.4 points, 7.2 rebounds, 4.3 assists as a junior
- Shot at 54 percent from the field, 38 percent from 3-point range, and 73 percent from the foul line as a junior
- Surpassed 1,000 career points last season
- Averaged 17.5 points, 5.1 rebounds as a sophomore and 10.2 points per contest as a freshman
- Three-time academic all-conference honoree

FRAN McCAFFERY ON JOSH DIX

"Josh is incredibly versatile. He can play multiple positions. He has a great frame. Josh is good with the ball in his hands finding people and getting to the rim. He's physical defensively and is an excellent rebounder for his position. Josh is a winning player. We are really excited about him."

DASONTE BOWEN // G, 6-3, 165 // Boston, Massachusetts (Brewster Academy)

- Ranked No. 91 in the ESPN Top 100 for the Class of 2022
- Averaged 15.2 points, 3.6 rebounds, 2.6 assists, and 1.4 steals while shooting 52.7 percent from the field, 47.4 percent from 3-point range, and 90 percent from the foul line this past summer playing EYBL
- Netted 37 points and seven assists in a game as a sophomore at Worcester Academy
- All-NEPSAC first team honoree as a sophomore
- Played with Hawkeye sophomore Josh Ogundele at Worcester Academy in 2020

FRAN McCAFFERY ON DASONTE BOWEN

"Dasonte is creative and fearless on the basketball court. He has incredible vision and makes plays. Dasonte can step back and hit the three, but he is constantly attacking the defense. He can rebound and score a variety of ways. He is an incredibly unselfish player. We are excited to welcome him to the Hawkeye family."

COACHING EXPERIENCE

Fran McCaffery has the most experienced coaching staffs in the country. The Iowa men's basketball staff has 75 years of combined collegiate head coaching experience and more than 125 years of collegiate coaching under their belts.

Coach	Years
Fran McCaffery	26 years
Kirk Speraw	20 years
Sherman Dillard	10 years
Billy Taylor	14 years
Al Seibert	5 years

IOWA HISTORY

Iowa has played 2,877 games since beginning basketball in 1902. Iowa's overall record is 1,697-1,180 (.589). Iowa's 1,697 wins are 36th most among Division I programs. That includes a 1,087-374 (.743) record in home games, a 610-806 (.431) record in contests away from Iowa City, a 802-805 (.499) mark in Big Ten games and a 491-148 (.768) record in Carver-Hawkeye Arena.

HAWKEYE FASTBREAKS

- Iowa has topped 100 points in three of five games (Longwood, Alabama State, Western Michigan).
- Iowa has limited its turnovers in each of the first five games this season. The Hawkeyes have committed just 41 combined turnovers in four contests (8.2), an average that is tops in the Big Ten. The Hawkeyes also rank first in the league in assist-to-turnover ratio (2.56).
- Iowa posted school single-game records in 3-pointers made (20) and attempted (44) against Alabama State on Nov. 18, besting the previous records of 19-of-43 against Savannah State on Dec. 22, 2018. Iowa's 20 3-pointers made equals the Carver-Hawkeye Arena record (20 by Purdue on Jan. 20, 2018).
- Iowa is 114-26 when scoring 80 points or more, the last 12 seasons. The Hawkeyes are 86-2 when holding opponents to fewer than 61 points, the last 12 years.
- The Hawkeyes have won 10 or more Big Ten games six of the last seven seasons.
- Jordan Bohannon, Bob Hansen, Kevin Boyle, and Mark Gannon are the only Hawkeyes to win four games over the Cyclones.
- The Hawkeyes have won six of their last eight ACC/Big Ten Challenge games.
- Iowa has won an NCAA Tournament game each of its last four tournament appearances.
- Iowa has qualified for five NCAA tournaments over the last seven completed seasons (2014-16, 2019, 2021) and eight postseason tournaments over the last nine completed seasons (5 NCAA; 3 NIT).
- Iowa earned a No. 2 seed in the 2021 NCAA Tournament, matching its highest seed ever in NCAA Tournament history (No. 2 seed in the 1987 Tournament).

McCAFFERY CLIMBING WINS CHART

Fran McCaffery and the Iowa Hawkeyes have reached the 20-win plateau seven of the last nine seasons. McCaffery and Tom Davis (10) are the only Iowa head coaches to win 20 or more games in at least seven seasons.


Among Iowa's head basketball coaches, McCaffery ranks second in tournament appearances behind Davis (9). Davis is Iowa's all-time winningest coach, while McCaffery is second.

RECENT GRADUATES PLAYING PROFESSIONAL BASKETBALL

A number of recent Iowa basketball graduates are playing professionally: Joe Wieskamp (NBA San Antonio Spurs), Luka Garza (NBA Detroit Pistons), Jarrod Uthoff (Japan), Devyn Marble (Israel), Tyler Cook (NBA Chicago Bulls), Anthony Clemmons (Italy), Gabriel Olaseni (Turkey), Ryan Kriener (Matsuyama), Bakari Evelyn (Germany), Peter Jok (France), Melsahn Basabe (Puerto Rico), and Aaron White (Serbia).



GAME 1: LONGWOOD VS. IOWA



AUSTIN ASH

#13 • Guard
6-3 • 180 • RS-Senior
Cedar Rapids, Iowa
Mount Vernon HS

SEASON HIGHS

POINTS..... 5 vs. KANSAS CITY (11/12/21)
FGM..... 2 vs. WESTERN MICHIGAN (11/22/21)
FGA..... 5, 2X, LAST vs. WESTERN MICHIGAN (11/22/21)
3-PT FGM..... 1 vs. ALABAMA STATE (11/18/21)
3-PT FGA..... 5 vs. ALABAMA STATE (11/18/21)
FTM..... 3, 2X, LAST vs. KANSAS CITY (11/12/21)
FTA..... 4, 2X, LAST vs. KANSAS CITY (11/12/21)
REB..... 1 vs. WESTERN MICHIGAN (11/22/21)
AST..... 2, 2X, LAST vs. WESTERN MICHIGAN (11/22/21)
STL..... - - -
BLK..... - - -
MIN..... 13 vs. LONGWOOD (11/9/21)

CAREER HIGHS

POINTS..... 9 vs. SAVANNAH ST (12/22/18)
FGM..... 3 vs. SAVANNAH ST (12/22/18)
FGA..... 9 vs. SAVANNAH ST (12/22/18)
3-PT FGM..... 3 vs. SAVANNAH ST (12/22/18)
3-PT FGA..... 8 vs. SAVANNAH ST (12/22/18)
FTM..... 3, 2X, LAST vs. KANSAS CITY (11/12/21)
FTA..... 4, 2X, LAST vs. KANSAS CITY (11/12/21)
REB..... 2, 3X, LAST vs. NEBRASKA (3/4/21)
AST..... 2, 3X, LAST vs. WESTERN MICHIGAN (11/22/21)
STL..... 2 AT INDIANA (2/13/20)
BLK..... - - -
MIN..... 19 vs. SAVANNAH ST (12/22/18)

Opponent	Date	GS	MIN	Total		3-Pointers		Free throws		Rebounds				PF		A		TO		BLK		STL		PTS		AVG
				FG-FGA	PCT	3FG-3FGA	PCT	FT-FTA	PCT	OFF	DEF	TOT	AVG													
Longwood	11/09/2021		13:08	0-3	.000	0-3	.000	3-4	.750	0	0	0	0.0	2	2	1	0	0	0	0	0	3	3.0			
Kansas City	11/12/2021		05:28	1-2	.500	0-1	.000	3-4	.750	0	0	0	0.0	1	1	2	0	0	0	0	0	5	4.0			
N.C. Central	11/16/2021		00:50	0-0	.000	0-0	.000	0-0	.000	0	0	0	0.0	0	0	0	0	0	0	0	0	0	2.7			
Alabama St.	11/18/2021		08:03	1-5	.200	1-5	.200	0-0	.000	0	0	0	0.0	1	1	0	0	0	0	0	0	3	2.8			
Western Mich.	11/22/2021		07:59	2-5	.400	0-1	.000	0-0	.000	1	0	1	0.2	0	2	1	0	0	0	0	0	4	3.0			
Totals		0	35:28	4-15	.267	1-10	.100	6-8	.750	1	0	1	0.2	4	6	4	0	0	0	0	0	15	3.0			

CAREER STATISTICS

YEAR	G/GS	FG-A	PCT	3-PT	PCT	FT-A	PCT	REB	AVG	PF-FO	AST	TO	BLK	STL	PTS	AVG
Fresh.	9/0	5-18	.278	5-16	.313	0-1	.000	5	0.6	1-0	4	0	0	3	15	1.7
Soph.	8/0	3-12	.250	3-11	.273	3-4	.750	5	0.6	3-0	2	2	0	3	12	1.5
Junior	9/0	6-15	.400	3-8	.333	0-0	.000	4	0.4	1-0	2	0	0	1	15	1.7
Senior	5/0	4-15	.267	1-10	.100	6-8	.750	1	0.2	4-0	6	4	0	0	15	3.0
TOTALS	31/0	18-60	.300	12-46	.261	9-13	.692	15	0.5	9-0	14	6	0	7	57	1.8



JORDAN BOHANNON

#3 • Guard
6-1 • 175 • Sixth Year
Marion, Iowa
Linn-Mar HS

SEASON HIGHS

POINTS..... 18 vs. LONGWOOD (11/9/21)
FGM..... 6 vs. LONGWOOD (11/9/21)
FGA..... 10 vs. N.C. CENTRAL (11/16/21)
3-PT FGM..... 6 vs. LONGWOOD (11/9/21)
3-PT FGA..... 9 vs. N.C. CENTRAL (11/16/21)
FTM..... 4 vs. N.C. CENTRAL (11/16/21)
FTA..... 4 vs. N.C. CENTRAL (11/16/21)
REB..... 2, 2X, LAST vs. N.C. CENTRAL (11/16/21)
AST..... 3 vs. WESTERN MICHIGAN (11/22/21)
STL..... 3 vs. WESTERN MICHIGAN (11/22/21)
BLK..... - - -
MIN..... 25 vs. N.C. CENTRAL (11/16/21)

CAREER HIGHS

POINTS..... 30 vs. UAB (11/22/17)
FGM..... 10, 2X, LAST vs. NEBRASKA (1/6/19)
FGA..... 18 AT NOTRE DAME (11/29/16)
3-PT FGM..... 8, 2X, LAST vs. NEBRASKA (3/4/21)
3-PT FGA..... 16 vs. NORTH CAROLINA (12/8/20)
FTM..... 10, 2X, LAST vs. NEBRASKA (1/6/19)
FTA..... 10, 4X, LAST vs. NEBRASKA (1/7/19)
REB..... 7, 2X, LAST AT INDIANA (2/7/21)
AST..... 14 vs. MINNESOTA (1/10/21)
STL..... 6 vs. PITTSBURGH (11/27/18)
BLK..... 1, 2X, LAST AT MINNESOTA (2/8/17)
MIN..... 45 AT MINNESOTA (2/8/17)

Opponent	Date	GS	MIN	Total		3-Pointers		Free throws		Rebounds				PF		A		TO		BLK		STL		PTS		AVG
				FG-FGA	PCT	3FG-3FGA	PCT	FT-FTA	PCT	OFF	DEF	TOT	AVG													
Longwood	11/09/2021	*	17:02	6-8	.750	6-8	.750	0-0	.000	0	0	0	0.0	1	1	0	0	1	18	18.0						
Kansas City	11/12/2021	*	24:12	4-8	.500	3-5	.600	2-2	1.000	0	2	2	1.0	2	1	0	0	0	13	15.5						
N.C. Central	11/16/2021	*	24:41	1-10	.100	1-9	.111	4-4	1.000	0	2	2	1.3	0	1	0	0	0	7	12.7						
Alabama St.	11/18/2021	*	21:47	4-8	.500	4-8	.500	0-0	.000	0	1	1	1.3	1	0	0	0	1	12	12.5						
Western Mich.	11/22/2021	*	19:14	2-7	.286	1-5	.200	0-0	.000	0	0	0	1.0	1	3	1	0	3	5	11.0						
Totals		5	106:56	17-41	.415	15-35	.429	6-6	1.000	0	5	5	1.0	5	6	1	0	5	55	11.0						

CAREER STATISTICS

YEAR	G/GS	FG-A	PCT	3-PT	PCT	FT-A	PCT	REB	AVG	PF-FO	AST	TO	BLK	STL	PTS	AVG
Fresh.	34/28	118-304	.388	89-214	.416	47-55	.855	76	2.2	55-0	175	76	2	29	372	10.9
Soph.	33/33	137-324	.423	96-223	.430	75-83	.904	74	2.2	59-0	178	68	0	22	445	13.5
Junior	35/35	112-294	.381	79-206	.383	102-117	.880	84	2.4	61-0	118	58	0	23	405	11.6
Senior	10/6	25-84	.298	20-61	.328	18-18	1.000	16	1.6	17-0	33	11	0	8	88	8.8
RS-Sen.	31/31	100-257	.389	80-205	.390	48-54	.889	96	3.1	35-0	135	44	0	16	328	10.6
Sixth Yr.	5/5	17-41	.415	15-35	.429	6-6	1.000	5	1.0	5-0	6	1	0	5	55	11.0
TOTALS	148/138	509-1304	.390	379-944	.401	296-333	.889	351	2.4	232-0	645	258	2	103	1,693	11.4



GAME 1: LONGWOOD VS. IOWA



LUC LAKETA

#25 • Guard
6-5 • 180 • Freshman
Concord, Michigan
Hanover Horton HS

Opponent	Date	GS	MIN	Total		3-Pointers		Free throws		Rebounds				PF		A		TO		BLK		STL		PTS		AVG
				FG-FGA	PCT	3FG-3FGA	PCT	FT-FTA	PCT	OFF	DEF	TOT	AVG													
Longwood	11/09/2021		02:33	0-0	.000	0-0	.000	0-0	.000	0	0	0	0.0	0	0	0	0	0	0	0	0	0	0	0.0		
Kansas City	11/12/2021		04:45	0-1	.000	0-1	.000	0-0	.000	0	0	0	0.0	0	0	0	0	0	0	0	0	0	0.0			
Alabama St.	11/18/2021		02:17	1-1	1.000	1-1	1.000	0-0	.000	0	0	0	0.0	0	0	0	0	0	0	0	3	1	0.0			
Western Mich.	11/22/2021		06:06	1-1	1.000	1-1	1.000	0-0	.000	0	0	0	0.0	0	0	0	0	0	0	1	3	1.5				
Totals		0	15:41	2-3	.667	2-3	.667	0-0	.000	0	0	0	0.0	0	0	0	0	0	1	6	1.5					

SEASON HIGHS

POINTS.....3, 2X, LAST VS. WESTERN MICHIGAN (11/22/21)
FGM.....1, 2X, LAST VS. WESTERN MICHIGAN (11/22/21)
FGA.....1, 3X, LAST VS. WESTERN MICHIGAN (11/22/21)
3-PT FGM.....1, 2X, LAST VS. WESTERN MICHIGAN (11/22/21)
3-PT FGA.....1, 3X, LAST VS. WESTERN MICHIGAN (11/22/21)
FTM.....
FTA.....
REB.....
AST.....
STL.....1 VS. WESTERN MICHIGAN (11/22/21)
BLK.....
MIN.....6 VS. WESTERN MICHIGAN (11/22/21)

CAREER HIGHS

POINTS.....3, 2X, LAST VS. WESTERN MICHIGAN (11/22/21)
FGM.....1, 2X, LAST VS. WESTERN MICHIGAN (11/22/21)
FGA.....1, 3X, LAST VS. WESTERN MICHIGAN (11/22/21)
3-PT FGM.....1, 2X, LAST VS. WESTERN MICHIGAN (11/22/21)
3-PT FGA.....1, 3X, LAST VS. WESTERN MICHIGAN (11/22/21)
FTM.....
FTA.....
REB.....
AST.....
STL.....1 VS. WESTERN MICHIGAN (11/22/21)
BLK.....
MIN.....6 VS. WESTERN MICHIGAN (11/22/21)

CAREER STATISTICS

YEAR	G/GS	FG-A	PCT	3-PT	PCT	FT-A	PCT	REB	AVG	PF-FO	AST	TO	BLK	STL	PTS	AVG
Fresh.	4/0	2-3	.667	2-3	.667	0-0	.000	0	0.0	0-0	0	0	0	1	6	1.5



CONNOR MCCAFFERY

#30 • Guard/Forward
6-5 • 205 • RS-Senior
Iowa City, Iowa
West HS

Opponent	Date	GS	MIN	Total		3-Pointers		Free throws		Rebounds				PF		A		TO		BLK		STL		PTS		AVG
				FG-FGA	PCT	3FG-3FGA	PCT	FT-FTA	PCT	OFF	DEF	TOT	AVG													
Longwood	11/09/2021		13:55	1-1	1.000	1-1	1.000	0-0	.000	1	6	7	7.0	0	0	0	0	0	0	0	3	3.0				
Kansas City	11/12/2021		13:03	0-1	.000	0-1	.000	0-0	.000	1	2	3	5.0	1	3	0	0	0	0	0	0	1.5				
N.C. Central	11/16/2021		21:08	0-1	.000	0-1	.000	2-2	1.000	0	1	1	3.7	3	3	1	0	1	2	1.7						
Alabama St.	11/18/2021	*	18:11	1-1	1.000	0-0	.000	1-2	.500	2	2	4	3.8	2	3	1	0	1	3	2.0						
Western Mich.	11/22/2021	*	22:13	0-3	.000	0-3	.000	0-0	.000	0	2	2	3.4	1	2	0	0	0	0	0	1.6					
Totals		2	88:30	2-7	.286	1-6	.167	3-4	.750	4	13	17	3.4	7	11	2	0	2	8	1.6						

SEASON HIGHS

POINTS.....3, 2X, LAST VS. ALABAMA STATE (11/18/21)
FGM.....1, 2X, LAST VS. ALABAMA STATE (11/18/21)
FGA.....3 VS. WESTERN MICHIGAN (11/22/21)
3-PT FGM.....1 VS. LONGWOOD (11/9/21)
3-PT FGA.....3 VS. WESTERN MICHIGAN (11/22/21)
FTM.....2 VS. N.C. CENTRAL (11/16/21)
FTA.....2, 2X, LAST VS. ALABAMA STATE (11/18/21)
REB.....7 VS. LONGWOOD (11/9/21)
AST.....3, 3X, LAST VS. ALABAMA STATE (11/18/21)
STL.....1, 2X, LAST VS. ALABAMA STATE (11/18/21)
BLK.....
MIN.....22 VS. WESTERN MICHIGAN (11/22/21)

CAREER HIGHS


POINTS.....19 VS. CONNECTICUT (11/16/18)
FGM.....6 AT MICHIGAN STATE (2/13/21)
FGA.....9 AT ILLINOIS (1/29/21)
3-PT FGM.....4 AT MICHIGAN STATE (2/13/21)
3-PT FGA.....8 VS. PURDUE (3/3/20)
FTM.....9 VS. CONNECTICUT (11/16/18)
FTA.....11 VS. CONNECTICUT (11/16/18)
REB.....13 VS. MICHIGAN (1/17/20)
AST.....10 AT MARYLAND (1/7/21)
STL.....3, 7X, LAST VS. WISCONSIN (3/12/21)
BLK.....1, 8X, LAST VS. ILLINOIS (3/13/21)
MIN.....39 AT MINNESOTA (2/16/20)

CAREER STATISTICS

YEAR	G/GS	FG-A	PCT	3-PT	PCT	FT-A	PCT	REB	AVG	PF-FO	AST	TO	BLK	STL	PTS	AVG
Fresh.	4/0	2-3	.667	1-2	.500	3-4	.750	4	1.0	2-0	7	4	0	2	8	2.0
RS-Fresh.	34/0	35-97	.361	6-29	.207	73-97	.753	49	1.4	61-0	102	43	3	23	149	4.4
Soph.	31/31	55-160	.344	33-97	.340	50-64	.781	124	4.0	80-2	124	27	3	35	193	6.2
Junior	31/31	33-102	.324	18-65	.277	17-29	.586	97	3.1	81-1	112	30	2	19	101	3.3
Senior	5/2	2-7	.286	1-6	.167	3-4	.750	17	3.4	7-0	11	2	0	2	8	1.6
TOTALS	105/64	127-369	.344	59-199	.296	146-198	.737	291	2.8	231-3	356	106	8	81	459	4.4



GAME 1: LONGWOOD VS. IOWA



PATRICK MCCAFFERY

#22 • Forward
6-9 • 200 • RS-Soph.
Iowa City, Iowa
West HS

Opponent	Date	GS	MIN	Total		3-Pointers		Free throws		Rebounds				PF	A	TO	BLK	STL	PTS	AVG
				FG-FGA	PCT	3FG-3FGA	PCT	FT-FTA	PCT	OFF	DEF	TOT	AVG							
Longwood	11/09/2021	*	21:41	3-6	.500	0-3	.000	5-6	.833	0	4	4	4.0	0	4	2	0	0	11	11.0
Kansas City	11/12/2021	*	22:56	5-10	.500	0-1	.000	0-0	.000	1	1	2	3.0	0	2	0	0	1	10	10.5
N.C. Central	11/16/2021	*	22:53	4-11	.364	1-4	.250	6-6	1.000	1	0	1	2.3	0	1	2	0	0	15	12.0
Totals		3	67:30	12-27	.444	1-8	.125	11-12	.917	2	5	7	2.3	0	7	4	0	1	36	12.0

SEASON HIGHS


POINTS.....15 vs. N.C. CENTRAL (11/16/21)
FGM..... 5 vs. KANSAS CITY (11/12/21)
FGA.....11 vs. N.C. CENTRAL (11/16/21)
3-PT FGM.....1 vs. N.C. CENTRAL (11/16/21)
3-PT FGA.....4 vs. N.C. CENTRAL (11/16/21)
FTM..... 6 vs. N.C. CENTRAL (11/16/21)
FTA..... 6, 2X, LAST vs. N.C. CENTRAL (11/16/21)
REB..... 4 vs. LONGWOOD (11/9/21)
AST..... 4 vs. LONGWOOD (11/9/21)
STL..... 1 vs. KANSAS CITY (11/12/21)
BLK..... - - -
MIN..... 23, 2X, LAST vs. N.C. CENTRAL (11/16/21)

CAREER HIGHS

POINTS.....19 vs. NEBRASKA (3/4/21)
FGM..... 8 vs. NEBRASKA (3/4/21)
FGA.....13 vs. NEBRASKA (3/4/21)
3-PT FGM..... 3 vs. NEBRASKA (3/4/21)
3-PT FGA..... 6 vs. NEBRASKA (3/4/21)
FTM..... 6 vs. N.C. CENTRAL (11/16/21)
FTA..... 8 vs. N.C. CENTRAL (11/25/20)
REB..... 6, 2X, LAST vs. NEBRASKA (3/4/21)
AST.....4 vs. LONGWOOD (11/9/21)
STL..... 2, 2X, LAST vs. RUTGERS (2/10/21)
BLK..... 2, 2X, LAST vs. WISCONSIN (3/12/21)
MIN.....23, 2X, LAST vs. N.C. CENTRAL (11/16/21)

CAREER STATISTICS

YEAR	G/GS	FG-A	PCT	3-PT	PCT	FT-A	PCT	REB	AVG	PF-FO	AST	TO	BLK	STL	PTS	AVG
Fresh.	2/0	3-10	.300	0-4	.000	0-0	.000	5	2.5	2-0	1	0	0	1	6	3.0
RS-Fresh.	31/0	60-137	.438	13-43	.302	29-41	.707	83	2.7	20-0	28	13	12	11	162	5.2
Soph.	3/3	12-27	.444	1-8	.125	11-12	.917	7	2.3	0-0	7	4	0	1	36	12.0
TOTALS	36/3	75-174	.431	14-55	.255	40-53	.755	95	2.6	22-0	36	17	12	13	204	5.7



RILEY MULVEY

#44 • Forward
6-11 • 245 • Freshman
Rotterdam, New York
St. Thomas More

Opponent	Date	GS	MIN	Total		3-Pointers		Free throws		Rebounds				PF	A	TO	BLK	STL	PTS	AVG
				FG-FGA	PCT	3FG-3FGA	PCT	FT-FTA	PCT	OFF	DEF	TOT	AVG							
Longwood	11/09/2021		10:07	0-1	.000	0-0	.000	0-0	.000	0	1	1	1.0	2	1	0	0	0	0	0.0
Kansas City	11/12/2021		05:28	0-0	.000	0-0	.000	0-0	.000	0	1	1	1.0	1	0	0	1	0	0	0.0
Alabama St.	11/18/2021		08:30	0-0	.000	0-0	.000	2-2	1.000	0	5	5	2.3	0	0	1	0	0	2	0.7
Western Mich.	11/22/2021		13:29	3-5	.600	0-0	.000	2-2	1.000	2	2	4	2.8	1	0	1	0	0	8	2.5
Totals		0	37:34	3-6	.500	0-0	.000	4-4	1.000	2	9	11	2.8	4	1	2	1	0	10	2.5

SEASON HIGHS

POINTS..... 8 vs. WESTERN MICHIGAN (11/22/21)
FGM..... 3 vs. WESTERN MICHIGAN (11/22/21)
FGA..... 5 vs. WESTERN MICHIGAN (11/22/21)
3-PT FGM..... - - -
3-PT FGA..... - - -
FTM..... 2, 2X, LAST vs. WESTERN MICHIGAN (11/22/21)
FTA..... 2, 2X, LAST vs. WESTERN MICHIGAN (11/22/21)
REB..... 5 vs. ALABAMA STATE (11/18/21)
AST..... 1 vs. LONGWOOD (11/9/21)
STL..... - - -
BLK..... 1 vs. KANSAS CITY (11/12/21)
MIN..... 13 vs. WESTERN MICHIGAN (11/22/21)

CAREER HIGHS

POINTS..... 8 vs. WESTERN MICHIGAN (11/22/21)
FGM..... 3 vs. WESTERN MICHIGAN (11/22/21)
FGA..... 5 vs. WESTERN MICHIGAN (11/22/21)
3-PT FGM..... - - -
3-PT FGA..... - - -
FTM..... 2, 2X, LAST vs. WESTERN MICHIGAN (11/22/21)
FTA..... 2, 2X, LAST vs. WESTERN MICHIGAN (11/22/21)
REB..... 5 vs. ALABAMA STATE (11/18/21)
AST..... 1 vs. LONGWOOD (11/9/21)
STL..... - - -
BLK..... 1 vs. KANSAS CITY (11/12/21)
MIN..... 13 vs. WESTERN MICHIGAN (11/22/21)

CAREER STATISTICS

YEAR	G/GS	FG-A	PCT	3-PT	PCT	FT-A	PCT	REB	AVG	PF-FO	AST	TO	BLK	STL	PTS	AVG
Fresh.	4/0	3-6	.500	0-0	.000	4-4	1.000	11	2.8	4-0	1	2	1	0	10	2.5



GAME 1: LONGWOOD VS. IOWA



KEEGAN MURRAY

#15 • Forward
6-8 • 225 • Sophomore
Cedar Rapids, Iowa
Prairie HS

Opponent	Date	GS	MIN	Total		3-Pointers		Free throws		Rebounds				PF		A		BLK		STL		PTS		AVG
				FG-FGA	PCT	3FG-3FGA	PCT	FT-FTA	PCT	OFF	DEF	TOT	AVG	PF	A	TO	BLK	STL	PTS	AVG				
Longwood	11/09/2021	*	17:29	8-10	.800	3-4	.750	5-5	1.000	2	5	7	7.0	3	1	0	5	0	24	24.0				
Kansas City	11/12/2021	*	22:53	9-15	.600	1-3	.333	6-6	1.000	0	4	4	5.5	2	1	2	1	3	25	24.5				
N.C. Central	11/16/2021	*	37:17	9-19	.474	0-4	.000	9-10	.900	9	12	21	10.7	2	2	2	4	0	27	25.3				
Alabama St.	11/18/2021	*	21:47	10-16	.625	2-5	.400	4-5	.800	2	4	6	9.5	1	4	2	1	1	26	25.5				
Western Mich.	11/22/2021	*	21:21	10-14	.714	2-4	.500	7-9	.778	3	3	6	8.8	0	0	0	3	2	29	26.2				
Totals		5	120:47	46-74	.622	8-20	.400	31-35	.886	16	28	44	8.8	8	8	6	14	6	131	26.2				

SEASON HIGHS

POINTS..... 29 vs. WESTERN MICHIGAN (11/22/21)
FGM..... 10, 2X, LAST vs. WESTERN MICHIGAN (11/22/21)
FGA..... 19 vs. N.C. CENTRAL (11/16/21)
3-PT FGM..... 3 vs. LONGWOOD (11/9/21)
3-PT FGA..... 5 vs. ALABAMA STATE (11/18/21)
FTM..... 9 vs. N.C. CENTRAL (11/16/21)
FTA..... 10 vs. N.C. CENTRAL (11/16/21)
REB..... 21 vs. N.C. CENTRAL (11/16/21)
AST..... 4 vs. ALABAMA STATE (11/18/21)
STL..... 3 vs. KANSAS CITY (11/12/21)
BLK..... 5 vs. LONGWOOD (11/9/21)
MIN..... 37 vs. N.C. CENTRAL (11/16/21)

CAREER HIGHS

POINTS..... 29 vs. WESTERN MICHIGAN (11/22/21)
FGM..... 10, 2X, LAST vs. WESTERN MICHIGAN (11/22/21)
FGA..... 19 vs. N.C. CENTRAL (11/16/21)
3-PT FGM..... 3 vs. LONGWOOD (11/9/21)
3-PT FGA..... 6 vs. N.C. CENTRAL (11/25/20)
FTM..... 9 vs. N.C. CENTRAL (11/16/21)
FTA..... 10 vs. N.C. CENTRAL (11/16/21)
REB..... 21 vs. N.C. CENTRAL (11/16/21)
AST..... 4 vs. ALABAMA STATE (11/18/21)
STL..... 3, 3X, vs. KANSAS CITY (11/12/21)
BLK..... 5 vs. LONGWOOD (11/9/21)
MIN..... 37 vs. N.C. CENTRAL (11/16/21)

CAREER STATISTICS

YEAR	G/GS	FG-A	PCT	3-PT	PCT	FT-A	PCT	REB	AVG	PF-FO	AST	TO	BLK	STL	PTS	AVG
Fresh.	31/4	84-166	.506	16-54	.296	40-53	.755	158	5.1	58-1	17	20	39	26	224	7.2
Soph.	5/5	46-74	.622	8-20	.400	31-35	.886	44	8.8	8-0	8	6	14	6	131	26.2
TOTALS	36/9	130-240	.542	24-74	.324	71-88	.807	202	5.6	66-1	25	26	53	32	355	9.9



KRIS MURRAY

#24 • Forward
6-8 • 225 • Sophomore
Cedar Rapids, Iowa
Prairie HS

Opponent	Date	GS	MIN	Total		3-Pointers		Free throws		Rebounds				PF		A		BLK		STL		PTS		AVG
				FG-FGA	PCT	3FG-3FGA	PCT	FT-FTA	PCT	OFF	DEF	TOT	AVG	PF	A	TO	BLK	STL	PTS					
Longwood	11/09/2021		17:23	7-9	.778	2-4	.500	0-1	.000	2	5	7	7.0	2	1	1	2	1	16	16.0				
Kansas City	11/12/2021		12:29	3-7	.429	0-0	.000	0-2	.000	2	3	5	6.0	1	1	0	1	0	6	11.0				
Alabama St.	11/18/2021		17:24	6-10	.600	3-5	.600	2-3	.667	6	2	8	6.7	2	2	1	0	0	17	13.0				
Western Mich.	11/22/2021		22:57	3-6	.500	2-3	.667	4-4	1.000	1	7	8	7.0	1	0	0	1	2	12	12.8				
Totals		0	70:13	19-32	.594	7-12	.583	6-10	.600	11	17	28	7.0	6	4	2	4	3	51	12.8				

SEASON HIGHS

POINTS..... 17 vs. ALABAMA STATE (11/18/21)
FGM..... 7 vs. LONGWOOD (11/9/21)
FGA..... 10 vs. ALABAMA STATE (11/18/21)
3-PT FGM..... 3 vs. ALABAMA STATE (11/18/21)
3-PT FGA..... 5 vs. ALABAMA STATE (11/18/21)
FTM..... 4 vs. WESTERN MICHIGAN (11/22/21)
FTA..... 4 vs. WESTERN MICHIGAN (11/22/21)
REB..... 8, 2X, LAST vs. WESTERN MICHIGAN (11/22/21)
AST..... 2 vs. ALABAMA STATE (11/18/21)
STL..... 2 vs. WESTERN MICHIGAN (11/22/21)
BLK..... 2 vs. LONGWOOD (11/9/21)
MIN..... 23 vs. WESTERN MICHIGAN (11/22/21)

CAREER HIGHS

POINTS..... 17 vs. ALABAMA STATE (11/18/21)
FGM..... 7 vs. LONGWOOD (11/9/21)
FGA..... 10 vs. ALABAMA STATE (11/18/21)
3-PT FGM..... 3 vs. ALABAMA STATE (11/18/21)
3-PT FGA..... 5 vs. ALABAMA STATE (11/18/21)
FTM..... 4 vs. WESTERN MICHIGAN (11/22/21)
FTA..... 4 vs. WESTERN MICHIGAN (11/22/21)
REB..... 8, 2X, LAST vs. WESTERN MICHIGAN (11/22/21)
AST..... 2 vs. ALABAMA STATE (11/18/21)
STL..... 2 vs. WESTERN MICHIGAN (11/22/21)
BLK..... 2 vs. LONGWOOD (11/9/21)
MIN..... 23 vs. WESTERN MICHIGAN (11/22/21)

CAREER STATISTICS

YEAR	G/GS	FG-A	PCT	3-PT	PCT	FT-A	PCT	REB	AVG	PF-FO	AST	TO	BLK	STL	PTS	AVG
Fresh.	13/0	3-13	.231	0-5	.000	2-2	1.000	8	0.6	3-0	1	2	1	1	8	0.6
Soph.	4/0	19-32	.594	7-12	.583	6-10	.600	28	7.0	6-0	4	2	4	3	51	12.8
TOTALS	17/0	22-45	.489	7-17	.412	8-12	.667	36	2.1	9-0	5	4	5	4	59	3.5



GAME 1: LONGWOOD VS. IOWA



JOSH OGUNDELE

#23 • Center
6-11 • 265 • Sophomore
 London, England
 Worcester Academy (MA)

Opponent	Date	GS	MIN	Total		3-Pointers		Free throws		Rebounds				PF	A	TO	BLK	STL	PTS	AVG
				FG-FGA	PCT	3FG-3FGA	PCT	FT-FTA	PCT	OFF	DEF	TOT	AVG							
Kansas City	11/12/2021		05:28	1-2	.500	0-0	.000	0-0	.000	0	3	3	3.0	0	0	0	1	0	2	2.0
N.C. Central	11/16/2021		00:51	0-0	.000	0-0	.000	0-0	.000	0	1	1	2.0	2	0	0	0	0	0	1.0
Alabama St.	11/18/2021		07:57	0-0	.000	0-0	.000	0-0	.000	1	1	2	2.0	0	0	2	0	0	0	0.7
Totals		0	14:16	1-2	.500	0-0	.000	0-0	.000	1	5	6	2.0	2	0	2	1	0	2	0.7

SEASON HIGHS

POINTS..... 2 vs. KANSAS CITY (11/12/21)
 FGM..... 1 vs. KANSAS CITY (11/12/21)
 FGA..... 2 vs. KANSAS CITY (11/12/21)
 3-PT FGM.....
 3-PT FGA.....
 FTM.....
 FTA.....
 REB..... 3 vs. KANSAS CITY (11/12/21)
 AST.....
 STL.....
 BLK..... 1 vs. KANSAS CITY (11/12/21)
 MIN..... 8 vs. ALABAMA STATE (11/18/21)

CAREER HIGHS

POINTS..... 4 vs. NEBRASKA (3/4/21)
 FGM..... 2 vs. NEBRASKA (3/4/21)
 FGA..... 2, 3X, LAST vs. KANSAS CITY (11/12/21)
 3-PT FGM.....
 3-PT FGA.....
 FTM..... 1 vs. N.C. CENTRAL (11/25/20)
 FTA..... 2, 2X, LAST AT MICH STATE (2/13/21)
 REB..... 3 vs. KANSAS CITY (11/12/21)
 AST.....
 STL.....
 BLK..... 1 vs. KANSAS CITY (11/12/21)
 MIN..... 8 vs. ALABAMA STATE (11/18/21)

CAREER STATISTICS

YEAR	G/GS	FG-A	PCT	3-PT	PCT	FT-A	PCT	REB	AVG	PF-FO	AST	TO	BLK	STL	PTS	AVG
Fresh.	8/0	3-6	.500	0-0	.000	1-4	.250	8	1.0	5-0	0	0	0	0	7	0.9
Soph.	3/0	1-2	.500	0-0	.000	0-0	.000	6	2.0	2-0	0	2	1	0	2	0.7
TOTALS	11/0	4-8	.500	0-0	.000	1-4	.250	14	1.3	7-0	0	2	1	0	9	0.8



TONY PERKINS

#11 • Guard
6-4 • 210 • Sophomore
 Indianapolis, Ind.
 Lawrence North

Opponent	Date	GS	MIN	Total		3-Pointers		Free throws		Rebounds				PF	A	TO	BLK	STL	PTS	AVG
				FG-FGA	PCT	3FG-3FGA	PCT	FT-FTA	PCT	OFF	DEF	TOT	AVG							
Longwood	11/09/2021		19:04	1-7	.143	0-2	.000	4-4	1.000	1	4	5	5.0	3	2	2	1	0	6	6.0
Kansas City	11/12/2021		14:00	1-3	.333	0-0	.000	3-3	1.000	1	2	3	4.0	2	0	2	0	3	5	5.5
N.C. Central	11/16/2021		19:52	4-7	.571	2-2	1.000	3-4	.750	1	1	2	3.3	1	1	0	0	3	13	8.0
Alabama St.	11/18/2021		15:53	2-6	.333	1-3	.333	0-0	.000	1	1	2	3.0	0	3	0	0	0	5	7.3
Western Mich.	11/22/2021		16:51	5-6	.833	1-1	1.000	4-4	1.000	0	0	0	2.4	2	1	0	0	2	15	8.8
Totals		0	85:40	13-29	.448	4-8	.500	14-15	.933	4	8	12	2.4	8	7	4	1	8	44	8.8

SEASON HIGHS

POINTS..... 15 vs. WESTERN MICHIGAN (11/22/21)
 FGM..... 5 vs. WESTERN MICHIGAN (11/22/21)
 FGA..... 7, 2X, LAST vs. N.C. CENTRAL (11/16/21)
 3-PT FGM..... 2 vs. N.C. CENTRAL (11/16/21)
 3-PT FGA..... 3 vs. ALABAMA STATE (11/18/21)
 FTM..... 4, 2X, LAST vs. WESTERN MICHIGAN (11/22/21)
 FTA..... 4, 3X, LAST vs. WESTERN MICHIGAN (11/22/21)
 REB..... 5 vs. LONGWOOD (11/9/21)
 AST..... 3 vs. ALABAMA STATE (11/18/21)
 STL..... 3, 2X, LAST vs. N.C. CENTRAL (11/16/21)
 BLK..... 1 vs. LONGWOOD (11/9/21)
 MIN..... 20 vs. N.C. CENTRAL (11/16/21)

CAREER HIGHS


POINTS..... 15 vs. WESTERN MICHIGAN (11/22/21)
 FGM..... 5 vs. WESTERN MICHIGAN (11/22/21)
 FGA..... 7, 2X, LAST vs. N.C. CENTRAL (11/16/21)
 3-PT FGM..... 2 vs. N.C. CENTRAL (11/16/21)
 3-PT FGA..... 3 vs. ALABAMA STATE (11/18/21)
 FTM..... 4, 2X, LAST vs. WESTERN MICHIGAN (11/22/21)
 FTA..... 4, 4X, LAST vs. WESTERN MICHIGAN (11/22/21)
 REB..... 7 vs. N. ILLINOIS (12/13/20)
 AST..... 3, 2X, LAST vs. ALABAMA STATE (11/18/21)
 STL..... 3, 2X, LAST vs. N.C. CENTRAL (11/16/21)
 BLK..... 1, 2X, LAST vs. LONGWOOD (11/9/21)
 MIN..... 20 vs. N.C. CENTRAL (11/16/21)

CAREER STATISTICS

YEAR	G/GS	FG-A	PCT	3-PT	PCT	FT-A	PCT	REB	AVG	PF-FO	AST	TO	BLK	STL	PTS	AVG
Fresh.	24/0	15-33	.455	1-3	.333	7-15	.467	31	1.3	21-0	16	3	1	5	38	1.6
Soph.	5/0	13-29	.448	4-8	.500	14-15	.933	12	2.4	8-0	7	4	1	8	44	8.8
TOTALS	29/0	28-62	.452	5-11	.455	21-30	.700	43	1.5	29-0	23	7	2	13	82	2.8



GAME 1: LONGWOOD VS. IOWA



FILIP REBRACA

#0 • Forward
6-9 • 230 • Senior
Sombor, Serbia
Univ. of North Dakota

Opponent	Date	GS	MIN	Total		3-Pointers		Free throws		Rebounds				PF	A	TO	BLK	STL	PTS	AVG
				FG-FGA	PCT	3FG-3FGA	PCT	FT-FTA	PCT	OFF	DEF	TOT	AVG							
Longwood	11/09/2021	*	16:09	1-3	.333	0-0	.000	0-0	.000	0	5	5	5.0	1	1	1	0	0	2	2.0
Kansas City	11/12/2021	*	22:48	4-5	.800	0-0	.000	1-2	.500	3	10	13	9.0	1	1	0	1	1	9	5.5
N.C. Central	11/16/2021	*	23:47	2-2	1.000	0-0	.000	4-7	.571	4	2	6	8.0	4	0	1	0	0	8	6.3
Alabama St.	11/18/2021	*	17:26	2-2	1.000	1-1	1.000	0-0	.000	2	6	8	8.0	1	1	0	1	0	5	6.0
Western Mich.	11/22/2021	*	17:39	2-5	.400	0-1	.000	2-2	1.000	2	3	5	7.4	1	0	1	1	0	6	6.0
Totals		5	97:49	11-17	.647	1-2	.500	7-11	.636	11	26	37	7.4	8	3	3	3	1	30	6.0

SEASON HIGHS

POINTS..... 9 vs. KANSAS CITY (11/12/21)
FGM..... 4 vs. KANSAS CITY (11/12/21)
FGA..... 5, 2X, LAST vs. WESTERN MICHIGAN (11/22/21)
3-PT FGM..... 1 vs. ALABAMA STATE (11/18/21)
3-PT FGA..... 1, 2X, LAST vs. WESTERN MICHIGAN (11/22/21)
FTM..... 4 vs. N.C. CENTRAL (11/16/21)
FTA..... 7 vs. N.C. CENTRAL (11/16/21)
REB..... 13 vs. KANSAS CITY (11/12/21)
AST..... 1, 3X, LAST vs. ALABAMA STATE (11/18/21)
STL..... 1 vs. KANSAS CITY (11/12/21)
BLK..... 1, 3X, LAST vs. WESTERN MICHIGAN (11/22/21)
MIN..... 24 vs. N.C. CENTRAL (11/16/21)

CAREER HIGHS

POINTS..... 26 vs. SOUTH DAKOTA, 12/10/20
FGM..... 11 AT ORAL ROBERTS, 1/8/21
FGA..... 21 AT OMAHA, 2/26/20
3-PT FGM..... 2, 8X, LAST vs. OMAHA, 2/20/21
3-PT FGA..... 5 AT SOUTH DAKOTA STATE, 2/9/19
FTM..... 11 vs. WESTERN ILLINOIS, 1/29/21
FTA..... 12 vs. WESTERN ILLINOIS, 1/29/21
REB..... 16 AT DENVER, 1/2/20
AST..... 5, 2X, LAST AT FLORIDA GULF COAST, 11/29/19
STL..... 4 AT ORAL ROBERTS, 1/9/21
BLK..... 8 AT MILWAUKEE, 11/19/19
MIN..... 41 vs. NORTH DAKOTA STATE, 1/16/21

CAREER STATISTICS

YEAR	G/GS	FG-A	PCT	3-PT	PCT	FT-A	PCT	REB	AVG	PF-FO	AST	TO	BLK	STL	PTS	AVG
Fresh.	29/16	96-180	.533	10-28	.357	31-52	.596	172	5.9	75-1	18	43	26	15	233	8.0
Soph.	32/32	190-328	.579	1-9	.111	78-117	.667	285	8.9	79-0	51	75	33	18	459	14.3
Junior	26/26	174-344	.506	15-41	.366	74-122	.607	197	7.6	69-3	31	61	17	16	437	16.8
Senior	5/5	11-17	.647	1-2	.500	7-11	.636	37	7.4	8-0	3	3	3	1	30	6.0
TOTALS	92/79	471-869	.542	27-80	.338	190-302	.629	691	7.5	231-4	103	182	79	50	1,159	12.6



PAYTON SANDFORT

#20 • Guard
6-7 • 215 • Freshman
Waukee, Iowa
Waukee HS

Opponent	Date	GS	MIN	Total		3-Pointers		Free throws		Rebounds				PF	A	TO	BLK	STL	PTS	AVG
				FG-FGA	PCT	3FG-3FGA	PCT	FT-FTA	PCT	OFF	DEF	TOT	AVG							
Longwood	11/09/2021		15:46	3-10	.300	2-7	.286	0-0	.000	1	1	2	2.0	1	2	0	0	0	8	8.0
Kansas City	11/12/2021		13:07	2-5	.400	0-3	.000	2-2	1.000	0	0	0	1.0	0	1	0	0	0	6	7.0
N.C. Central	11/16/2021		08:41	0-1	.000	0-1	.000	0-0	.000	0	1	1	1.0	0	1	0	0	0	0	4.7
Alabama St.	11/18/2021		20:45	7-15	.467	5-12	.417	2-2	1.000	1	1	2	1.3	2	2	0	0	0	21	8.8
Western Mich.	11/22/2021		16:15	6-10	.600	5-7	.714	2-2	1.000	1	2	3	1.6	0	0	0	1	1	19	10.8
Totals		0	74:34	18-41	.439	12-30	.400	6-6	1.000	3	5	8	1.6	3	6	0	1	1	54	10.8

SEASON HIGHS

POINTS..... 21 vs. ALABAMA STATE (11/18/21)
FGM..... 7 vs. ALABAMA STATE (11/18/21)
FGA..... 15 vs. ALABAMA STATE (11/18/21)
3-PT FGM..... 5, 2X, LAST vs. WESTERN MICHIGAN (11/22/21)
3-PT FGA..... 12 vs. ALABAMA STATE (11/18/21)
FTM..... 2, 3X, LAST vs. WESTERN MICHIGAN (11/22/21)
FTA..... 2, 3X, LAST vs. WESTERN MICHIGAN (11/22/21)
REB..... 3 vs. WESTERN MICHIGAN (11/22/21)
AST..... 2, 2X, LAST vs. ALABAMA STATE (11/18/21)
STL..... 1 vs. WESTERN MICHIGAN (11/22/21)
BLK..... 1 vs. WESTERN MICHIGAN (11/22/21)
MIN..... 21 vs. ALABAMA STATE (11/18/21)

CAREER HIGHS

POINTS..... 21 vs. ALABAMA STATE (11/18/21)
FGM..... 7 vs. ALABAMA STATE (11/18/21)
FGA..... 15 vs. ALABAMA STATE (11/18/21)
3-PT FGM..... 5, 2X, LAST vs. WESTERN MICHIGAN (11/22/21)
3-PT FGA..... 12 vs. ALABAMA STATE (11/18/21)
FTM..... 2, 3X, LAST vs. WESTERN MICHIGAN (11/22/21)
FTA..... 2, 3X, LAST vs. WESTERN MICHIGAN (11/22/21)
REB..... 3 vs. WESTERN MICHIGAN (11/22/21)
AST..... 2, 2X, LAST vs. ALABAMA STATE (11/18/21)
STL..... 1 vs. WESTERN MICHIGAN (11/22/21)
BLK..... 1 vs. WESTERN MICHIGAN (11/22/21)
MIN..... 21 vs. ALABAMA STATE (11/18/21)

CAREER STATISTICS

YEAR	G/GS	FG-A	PCT	3-PT	PCT	FT-A	PCT	REB	AVG	PF-FO	AST	TO	BLK	STL	PTS	AVG
Fresh.	5/0	18-41	.439	12-30	.400	6-6	1.000	8	1.6	3-0	6	0	1	1	54	10.8



GAME 1: LONGWOOD VS. IOWA



JOE TOUSSAINT

#2 • Guard
6-0 • 190 • Junior
Bronx, New York
Cardinal Hayes

Opponent	Date	GS	MIN	Total		3-Pointers		Free throws		Rebounds				PF	A	TO	BLK	STL	PTS	AVG
				FG-FGA	PCT	3FG-3FGA	PCT	FT-FTA	PCT	OFF	DEF	TOT	AVG							
Longwood	11/09/2021	*	16:09	3-3	1.000	1-1	1.000	2-2	1.000	0	0	0	0.0	2	4	0	0	4	9	9.0
Kansas City	11/12/2021	*	20:23	2-4	.500	0-1	.000	0-0	.000	0	1	1	0.5	0	6	2	0	2	4	6.5
N.C. Central	11/16/2021	*	18:29	1-5	.200	0-1	.000	0-0	.000	1	1	2	1.0	1	2	0	0	0	2	5.0
Alabama St.	11/18/2021	*	24:07	4-6	.667	2-2	1.000	1-1	1.000	2	1	3	1.5	0	11	2	0	2	11	6.5
Western Mich.	11/22/2021	*	17:03	3-6	.500	0-0	.000	0-0	.000	0	1	1	1.4	2	4	1	0	3	6	6.4
Totals		5	96:11	13-24	.542	3-5	.600	3-3	1.000	3	4	7	1.4	5	27	5	0	11	32	6.4

SEASON HIGHS

POINTS..... 11 vs. ALABAMA STATE (11/18/21)
FGM..... 4 vs. ALABAMA STATE (11/18/21)
FGA..... 6, 2X, LAST vs. WESTERN MICHIGAN (11/22/21)
3-PT FGM..... 2 vs. ALABAMA STATE (11/18/21)
3-PT FGA..... 2 vs. ALABAMA STATE (11/18/21)
FTM..... 2 vs. LONGWOOD (11/9/21)
FTA..... 2 vs. LONGWOOD (11/9/21)
REB..... 3 vs. ALABAMA STATE (11/18/21)
AST..... 11 vs. ALABAMA STATE (11/18/21)
STL..... 4 vs. LONGWOOD (11/9/21)
BLK..... - - -
MIN..... 24 vs. ALABAMA STATE (11/18/21)

CAREER HIGHS

POINTS..... 18 vs. PENN STATE (1/4/20)
FGM..... 7 AT NEBRASKA (1/7/20)
FGA..... 18 AT NEBRASKA (1/7/20)
3-PT FGM..... 2, 5X, LAST vs. ALABAMA STATE (11/18/21)
3-PT FGA..... 5 AT NEBRASKA (1/7/20)
FTM..... 9 vs. SAN DIEGO STATE (11/29/19)
FTA..... 9 vs. SAN DIEGO STATE (11/29/19)
REB..... 8 vs. CAL POLY (11/24/19)
AST..... 11 vs. ALABAMA STATE (11/18/21)
STL..... 6 AT MARYLAND (1/7/21)
BLK..... 1, 3X, LAST vs. W. ILLINOIS (12/3/20)
MIN..... 34 AT NEBRASKA (1/7/20)

CAREER STATISTICS

YEAR	G/GS	FG-A	PCT	3-PT	PCT	FT-A	PCT	REB	AVG	PF-FO	AST	TO	BLK	STL	PTS	AVG
Fresh.	31/20	68-180	.378	11-37	.297	54-65	.831	62	2.0	62-1	90	62	2	36	201	6.5
Soph.	31/0	42-99	.424	3-11	.273	28-45	.622	37	1.2	49-0	75	45	1	24	115	3.7
Junior	5/5	13-24	.542	3-5	.600	3-3	1.000	7	1.4	5-0	27	5	0	11	32	6.4
TOTALS	67/25	123-303	.406	17-53	.321	85-113	.752	106	1.6	116-1	192	112	3	71	348	5.2



AHRON ULIS

#4 • Guard
6-3 • 195 • Sophomore
Chicago Heights, Ill.
Marion Catholic HS

Opponent	Date	GS	MIN	Total		3-Pointers		Free throws		Rebounds				PF	A	TO	BLK	STL	PTS	AVG
				FG-FGA	PCT	3FG-3FGA	PCT	FT-FTA	PCT	OFF	DEF	TOT	AVG							
Longwood	11/09/2021		19:34	3-4	.750	0-0	.000	0-0	.000	2	2	4	4.0	3	5	1	0	0	6	6.0
Kansas City	11/12/2021		13:00	2-2	1.000	0-0	.000	0-1	.000	0	0	0	2.0	0	1	0	0	1	4	5.0
N.C. Central	11/16/2021		21:31	2-5	.400	1-1	1.000	7-8	.875	0	3	3	2.3	1	4	2	0	1	12	7.3
Alabama St.	11/18/2021		15:53	0-3	.000	0-2	.000	0-1	.000	0	0	0	1.8	4	1	1	0	2	0	5.5
Western Mich.	11/22/2021		18:53	1-4	.250	0-0	.000	0-0	.000	0	2	2	1.8	0	8	2	0	1	2	4.8
Totals		0	88:51	8-18	.444	1-3	.333	7-10	.700	2	7	9	1.8	8	19	6	0	5	24	4.8

SEASON HIGHS

POINTS..... 12 vs. N.C. CENTRAL (11/16/21)
FGM..... 3 vs. LONGWOOD (11/9/21)
FGA..... 5 vs. N.C. CENTRAL (11/16/21)
3-PT FGM..... 1 vs. N.C. CENTRAL (11/16/21)
3-PT FGA..... 2 vs. ALABAMA STATE (11/18/21)
FTM..... 7 vs. N.C. CENTRAL (11/16/21)
FTA..... 8 vs. N.C. CENTRAL (11/16/21)
REB..... 4 vs. LONGWOOD (11/9/21)
AST..... 8 vs. WESTERN MICHIGAN (11/22/21)
STL..... 2 vs. ALABAMA STATE (11/18/21)
BLK..... - - -
MIN..... 21 vs. N.C. CENTRAL (11/16/21)

CAREER HIGHS

POINTS..... 12 vs. N.C. CENTRAL (11/16/21)
FGM..... 3 vs. LONGWOOD (11/9/21)
FGA..... 5 vs. N.C. CENTRAL (11/16/21)
3-PT FGM..... 1 vs. N.C. CENTRAL (11/16/21)
3-PT FGA..... 2 vs. ALABAMA STATE (11/18/21)
FTM..... 7 vs. N.C. CENTRAL (11/16/21)
FTA..... 8 vs. N.C. CENTRAL (11/16/21)
REB..... 4 vs. LONGWOOD (11/9/21)
AST..... 8 vs. WESTERN MICHIGAN (11/22/21)
STL..... 2 vs. ALABAMA STATE (11/18/21)
BLK..... 1 vs. OREGON (3/22/21)
MIN..... 21 vs. N.C. CENTRAL (11/16/21)

CAREER STATISTICS

YEAR	G/GS	FG-A	PCT	3-PT	PCT	FT-A	PCT	REB	AVG	PF-FO	AST	TO	BLK	STL	PTS	AVG
Fresh.	17/0	5-15	.333	0-3	.000	18-20	.900	15	0.9	8-0	20	6	1	1	28	1.6
Soph.	5/0	8-18	.444	1-3	.333	7-10	.700	9	1.8	8-0	19	6	0	5	24	4.8
TOTALS	22/0	13-33	.394	1-6	.167	25-30	.833	24	1.1	16-0	39	12	1	6	52	2.4





GAME-BY-GAME RESULTS

Overall: 5-0 Big Ten: 0-0 Home: 5-0 Away: 0-0 Neutral: 0-0

Date	Opponent	Result	Attend.	Top Scorer	Top Rebounder
Nov. 9	Longwood	W, 106-73	9,259	Keegan Murray, 24	Murray/Murray/C. McCaffery, 7
Nov. 12	Kansas City	W, 89-57	11,133	Keegan Murray, 25	Filip Rebraca, 13
Nov. 16	N.C. Central	W, 86-69	9,132	Keegan Murray, 27	Keegan Murray, 21
Nov. 18	Alabama State	W, 108-82	9,957	Keegan Murray, 26	Rebraca/Kris Murray, 8
Nov. 22	Western Michigan	W, 109-61	10,044	Keegan Murray, 29	Kris Murray, 8

^ - Big Ten/ACC Challenge

+ - Iowa Corn Cy-Hawk Series

- Sioux Falls, South Dakota

* - Big Ten Conference Game

% - Big Ten Tournament -- Indianapolis





GAME-BY-GAME STATISTICS

Team	Score	FG-A	PCT	3-PT. FG	PCT	FT-FTA	PCT	REB	PF	AST	TO	BLK	STL
at Iowa	106	36-65	.554	15-33	.455	19-22	.864	43	20	24	8	8	6
Longwood	73	26-74	.351	9-32	.281	12-16	.750	38	22	17	12	0	5
at Iowa	89	34-65	.523	4-16	.250	17-22	.773	39	11	18	8	5	11
Kansas City	57	23-56	.411	7-22	.318	4-6	.667	27	22	12	17	2	4
at Iowa	86	23-61	.377	5-23	.217	35-41	.854	44	14	15	8	4	5
N.C. Central	69	28-59	.475	5-15	.333	8-12	.667	31	30	11	15	3	5
at Iowa	108	38-73	.521	20-44	.455	12-16	.750	44	14	28	10	2	7
Alabama State	82	29-59	.492	11-24	.458	13-19	.684	27	17	17	14	2	8
at Iowa	109	38-72	.528	12-26	.462	21-23	.913	37	9	20	7	6	15
Western Michigan	61	24-63	.381	6-26	.231	7-7	1.000	38	17	14	24	2	6





SEASON & CAREER BESTS/THE LAST TIME...

Season Bests

Player	Points	3-Pointers	Rebounds	Assists	Blocks	Steals
Austin Ash	5, Kansas City	1, Alabama St	---	2, twice	---	---
Jordan Bohannon	18, Longwood	6, Longwood	2, twice	3, W. Michigan	---	3, W. Michigan
Carter Kingsbury	---	---	---	---	---	---
Luc Laketa	3, twice	1, twice	---	---	---	1, W. Michigan
Connor McCaffery	3, twice	1, Longwood	7, Longwood	3, three times	---	1, twice
Patrick McCaffery	15, N.C. Central	1, N.C. Central	4, Longwood	4, Longwood	---	1, Kansas City
Riley Mulvey	8, W. Michigan	---	5, Alabama St	1, Longwood	---	1, Kansas City
Keegan Murray	29, W. Michigan	3, Longwood	21, N.C. Central	4, Alabama St	5, Longwood	3, Kansas City
Kris Murray	17, Alabama St	3, Alabama St	8, twice	2, Alabama St	2, Longwood	2, W. Michigan
Josh Ogundele	2, Kansas City	---	3, Kansas City	---	1, Kansas City	---
Tony Perkins	15, W. Michigan	2, N.C. Central	5, Longwood	3, Alabama St	1, Longwood	3, twice
Filip Rebraca	9, Kansas City	1, Alabama St	13, Kansas City	1, three times	1, three times	1, Kansas City
Payton Sandfort	21, Alabama St	5, twice	3, W. Michigan	2, twice	1, W. Michigan	1, W. Michigan
Joe Toussaint	11, Alabama St	2, Alabama St	3, Alabama St	11, Alabama St	---	4, Longwood
Ahron Ulis	12, N.C. Central	1, N.C. Central	4, Longwood	8, W. Michigan	---	2, Alabama St

Career Bests

Player	Points	3-Pointers	Rebounds	Assists	Blocks	Steals
Austin Ash	9, Savannah St., '18	3, Savannah St., '18	2, three times	2, three times	---	2, Indiana
Jordan Bohannon	30, UAB, '17	8, twice	7, twice	14, Minnesota, '21	1, Nebraska '17	6, Pitt, '18
Carter Kingsbury	---	---	---	---	---	---
Luc Laketa	3, twice	1, twice	---	---	---	1, W. Michigan
Connor McCaffery	19, UConn, '18	3, twice	13, Michigan, '20	10, Maryland, '21	1, seven times	3, six times
Patrick McCaffery	19, Nebraska, '21	3, Nebraska, '21	6, twice	4, Longwood, '21	2, twice	2, twice
Riley Mulvey	8, W. Michigan, '21	---	5, Alabama St, '21	1, Longwood, '21	---	1, Kansas City, '21
Keegan Murray	27, N.C. Central, '21	3, Longwood, '21	21, N.C. Central, '21	4, Alabama St, '21	5, Longwood, '21	3, three times
Kris Murray	17, Alabama St, '21	3, Alabama St, '21	8, twice	2, Alabama St, '21	2, Longwood	2, W. Michigan, '21
Josh Ogundele	4, Nebraska, '21	---	3, Kansas City, '21	---	---	1, Kansas City, '21
Tony Perkins	15, W. Michigan, '21	2, N.C. Central, '21	7, N. Illinois, '20	3, twice	1, twice	3, twice
Filip Rebraca	26, South Dakota, '20	2, eight times	16, Denver, '20	5, twice	8, Milwaukee, '19	4, Oral Roberts, '19
Payton Sandfort	21, Alabama St, '21	5, twice	3, W. Michigan, '21	2, twice	---	---
Joe Toussaint	18, Penn State, '20	2, four times	8, Cal Poly, '19	11, Alabama St, '21	1, W. Illinois, '20	6, Maryland, '21
Ahron Ulis	12, N.C. Central, '21	1, N.C. Central, '21	4, Longwood, '21	8, W. Michigan, '21	1, Oregon	2, Alabama St, '21

The Last Time a Player . . .

Had 30 or more points

Iowa -- 30, Luka Garza vs. Oregon, 3/22/21
Opponent -- 30, Marcus Carr, Minnesota, 12/25/20

Made at least 90% of his FGA (10 att.)

Iowa -- .928 (13-14), Luka Garza vs. Iowa State, 12/11/20
Opponent -- .900 (9-10), Mike Watkins, Penn State, 2/3/18

Made 100% of his FTA (10 att.)

Iowa -- 1.000 (10-10), Jordan Bohannon vs. Nebraska 1/6/19
Opponent -- 1.000 (12-12), Bonzie Colson, Notre Dame, 11/29/16

Had 15 or more rebounds

Iowa -- 21, Keegan Murray vs. N.C. Central, 11/16/21
Opponent -- 18, Joel Ayayi, Gonzaga, 12/29/20

Had 10 or more assists

Iowa -- 11, Joe Toussaint vs. Alabama State, 11/18/21
Opponent -- 10, Cam Mack, Nebraska, 1/7/20

Had 5 or more blocks

Iowa -- 5, Keegan Murray vs. Longwood, 11/9/21
Opponent -- 5, Jalen Smith, Maryland, 1/30/20

Had 5 or more steals

Iowa -- 6, Joe Toussaint at Maryland, 1/7/21
Opponent -- 5, Chris McNeal, Cincinnati, 12/21/19

The Last Time a Team . . .

Scored 100 or more points

Iowa -- 109 vs. Western Michigan, 11/22/21
Opponent -- 102 by Minnesota, 12/25/20

Scored 40 or fewer points

Iowa -- 40 at Wisconsin, 3/3/10
Opponent -- 39 by UNC Wilmington, 11/8/13

Won an overtime game

Iowa -- 76-70 (OT) at Indiana, 2/22/19
Opponent -- 102-95 (OT) by Minnesota, 12/25/20

Made at least 60% of its FGA (20 att.)

Iowa -- .600 (39-65) vs. Kennesaw State, 12/29/19
Opponent -- .631 (41-65) by Purdue, 2/5/20

Made at least 50% of its 3-pt. FGA (8 att.)

Iowa -- .632 (12-19) at Wisconsin, 2/18/21
Opponent -- .500 (13-26) by Gonzaga, 12/19/20

Made at least 90% of its FTA (10 att.)

Iowa -- .913 (21-23) vs. Western Michigan, 11/22/21
Opponent -- .947 (18-19) by San Diego State, 11/29/19





SEASON HIGHS & LOWS/SPECIALITY STATS

CATEGORY

<u>Points</u>	High	109	Western Michigan	82	Alabama State
	Low	86	N.C. Central	57	Kansas City
<u>FG Made</u>	High	38	Alabama St/WMU	29	Alabama State
	Low	23	N.C. Central	23	Kansas City
<u>FG Att.</u>	High	73	Alabama State	74	Longwood
	Low	61	N.C. Central	56	Kansas City
<u>FG%</u>	High	.554	Longwood	.492	Alabama State
	Low	.377	N.C. Central	.351	Longwood
<u>3-FG Made</u>	High	20	Alabama State	11	Alabama State
	Low	4	Kansas City	5	N.C. Central
<u>3-FG Att.</u>	High	44	Alabama State	32	Longwood
	Low	16	Kansas City	15	N.C. Central
<u>3-FG%</u>	High	.462	Western Michigan	.458	Alabama State
	Low	.217	N.C. Central	.231	Western Michigan
<u>FTM</u>	High	35	N.C. Central	13	Alabama State
	Low	12	Alabama State	4	Kansas City
<u>FTA</u>	High	41	N.C. Central	19	Alabama State
	Low	16	Alabama State	6	Kansas City
<u>FT% (min. 10)</u>	High	.913	Western Michigan	.750	Longwood
	Low	.750	Alabama State	.667	Kansas City
<u>Off. Reb.</u>	High	18	N.C. Central/Alabama St	17	Longwood
	Low	10	Longwood/Kansas City	4	Kansas City
<u>Def. Reb.</u>	High	33	Longwood	25	Western Michigan
	Low	26	3 times	20	Alabama State
<u>Total Reb.</u>	High	44	N.C. Central/Alabama St	38	Longwood/Western Michigan
	Low	37	Western Michigan	27	Kansas City/Alabama State
<u>Assists</u>	High	28	Alabama State	17	Longwood/Alabama State
	Low	15	N.C. Central	11	N.C. Central
<u>Steals</u>	High	15	Western Michigan	8	Alabama State
	Low	5	N.C. Central	4	Kansas City
<u>Blocks</u>	High	8	Longwood	3	N.C. Central
	Low	2	Alabama State	2	3 times
<u>Turnovers</u>	High	10	Alabama State	24	Western Michigan
	Low	7	Western Michigan	12	Longwood
<u>Fouls</u>	High	20	Longwood	30	N.C. Central
	Low	9	Western Michigan	17	Alabama State/Western Michigan

GAME-BY-GAME SPECIALTY STATS

Date	Opponent	Pts. Off	Pts. in	2nd	Bench
		TO's	Paint	Chance	Points
11/9	Longwood	17	36	17	42
11/12	Kansas City	25	58	11	28
11/16	N.C. Central	16	34	15	27
11/18	Alabama State	18	30	23	51
11/22	Western Michigan	36	50	14	63
AVG.		22.4	41.6	16.0	42.2

IOWA AND OPPONENT INDIVIDUAL HIGH PERFORMANCES

CATEGORY

<u>Points</u>	29	Keegan Murray (WMU)	20	Christian McCray (Alabama State)
<u>Field Goals Made</u>	10	Ke. Murray (Alabama State/WMU)	8 (8-12)	Christian McCray (Alabama State)
<u>Field Goals Attempted</u>	19 (9-19)	Keegan Murray (N.C. Central)	16 (7-16)	Lamar Norman, Jr. (Western Michigan)
<u>Field Goal Percentage (min. 5 made)</u>	.800 (8-10)	Keegan Murray (Longwood)	.889 (8-9)	Leslie Nkerekwem (Longwood)
<u>3-Point Field Goals Made</u>	6 (6-8)	Jordan Bohannon (Longwood)	5 (5-12)	Lamar Norman, Jr. (Western Michigan)
<u>3-Point Field Goals Attempted</u>	8 (6-8)	Jordan Bohannon (Longwood)	12 (5-12)	Lamar Norman, Jr. (Western Michigan)
<u>3-Point Field Goals Pct. (min. 5 made)</u>	.750 (6-8)	Jordan Bohannon (Longwood)	.417 (5-12)	Lamar Norman, Jr. (Western Michigan)
<u>Free Throws Made</u>	9 (9-10)	Keegan Murray (N.C. Central)	5 (5-6)	Boone (N.C. Central)/Liddell (Alabama State)
<u>Free Throws Attempted</u>	10 (9-10)	Keegan Murray (N.C. Central)	6 (5-6)	Boone (N.C. Central)/Liddell (Alabama State)
<u>Free Throw Pct. (min. 7 made)</u>	.900 (9-10)	Keegan Murray (N.C. Central)	---	---
<u>Offensive Rebounds</u>	9	Keegan Murray (N.C. Central)	4	Michael Barber (Alabama State)
<u>Defensive Rebounds</u>	12	Keegan Murray (N.C. Central)	8	Nebitt Jr. (Kansas City)/Maultsby (N.C. Central)
<u>Total Rebounds</u>	21	Keegan Murray (N.C. Central)	10	Michael Barber (Alabama State)
<u>Assists</u>	11	Joe Toussaint (Alabama State)	6	2 players
<u>Steals</u>	4	Joe Toussaint (Longwood)	2	3 players
<u>Blocks</u>	5	Keegan Murray (Longwood)	2	Jack Chapman (Kansas City)
<u>Turnovers</u>	2	11 times	6	Lamar Norman, Jr. (Western Michigan)





2021-22 IOWA RECORD WHEN...

When playing at home:	5-0	When leading at the half:	5-0	When wearing White:	5-0
When playing on the road:	0-0	When trailing at the half:	0-0	When wearing Black:	0-0
When playing on a neutral court:	0-0	When tied at the half:	0-0	When wearing Gold:	0-0
				When wearing Gray:	0-0
When Iowa scores 100 points or more:	3-0	Iowa field goal percentage at home:	169-336	.503	
When Iowa scores 90-99 points:	0-0	Iowa field goal percentage on road:	0-0	.000	
When Iowa scores 80-89 points:	2-0	Iowa 3-point percentage at home:	56-142	.394	
When Iowa scores 70-79 points:	0-0	Iowa 3-point percentage on road:	0-0	.000	
When Iowa scores under 70 points:	0-0	Iowa free throw percentage at home:	104-124	.839	
		Iowa free throw percentage on road:	0-0	.000	
When opponent scores 100 points or more:	0-0	On Sunday:	0-0		
When opponent scores 90-99 points:	0-0	On Monday:	1-0		
When opponent scores 80-89 points:	1-0	On Tuesday:	2-0		
When opponent scores 70-79 points:	1-0	On Wednesday:	0-0		
When opponent scores 60-69 points:	2-0	On Thursday:	1-0		
When opponent scores fewer than 60 points:	1-0	On Friday:	1-0		
		On Saturday:	0-0		
When Iowa shoots at least 50% from the field:	4-0	On BTN:	4-0		
When Iowa shoots less than 50% from the field:	1-0	On CBS:	0-0		
When opponent shoots at least 50% from the field:	0-0	On ESPN:	0-0		
When opponent shoots less than 50% from the field:	5-0	On ESPN2:	0-0		
When Iowa has higher FG% than opponent:	4-0	On ESPNU:	0-0		
When opponent has higher FG%:	1-0	On B1G+:	1-0		
When FG% is equal:	0-0	On FS1:	0-0		
		On CBS SN:	0-0		
When Iowa outrebounds opponent:	4-0	On NBC SN:	0-0		
When opponent has more rebounds:	1-0	FOX:	0-0		
When rebounds are equal:	0-0	TBS:	0-0		
When Iowa shoots at least 80% from the line:	3-0	Most Points, First Half: 63 vs. Alabama State			
When Iowa shoots less than 80% from the line:	2-0	Fewest Points, First Half: 37 vs. Kansas City			
When opponent shoots at least 80% from the line:	1-0	Most Points Allowed, First Half: 44 vs. N.C. Central			
When opponent shoots less than 80% from the line:	4-0	Fewest Points Allowed, First Half: 20 vs. Western Michigan			
When Iowa shoots more free throws than opponent:	4-0	Most Points, Second Half: 60 vs. Western Michigan			
When opponent shoots more free throws:	1-0	Fewest Points, Second Half: 37 vs. N.C. Central			
When free throws attempts are equal:	0-0	Most Points Allowed, Second Half: 46 vs. Alabama State			
When Iowa has higher FT% than opponent:	4-0	Fewest Points Allowed, Second Half: 25 vs. N.C. Central			
When opponent has higher FT%:	1-0	Largest Halftime Advantage: 29 vs. Western Michigan			
When FT% is equal:	0-0	Largest Halftime Deficit: ---			
When Iowa shoots at least 50% from 3-point range:	0-0				
When Iowa shoots less than 50% from 3-point range:	5-0				
When opponent shoots at least 50% from 3-point range:	0-0				
When opponent shoots less than 50% from 3-point range:	5-0				
When Iowa has a higher 3-point FG% than opponent:	2-0				
When opponent has a higher 3-point FG%:	3-0				
When 3-point FG% is equal:	0-0				
When Iowa has more assists than opponent:	5-0				
When opponent has more assists:	0-0				
When assists are equal:	0-0				
When Iowa has fewer turnovers than opponent:	5-0				
When opponent has fewer turnovers:	0-0				
When turnovers are equal:	0-0				
When Iowa has more steals than opponent:	3-0				
When opponent has more steals:	1-0				
When steals are equal:	1-0				





UNDER McCAFFERY... IOWA RECORD WHEN...

When playing at home:	152-44	When leading at the half:	183-39	When wearing White:	140-42
When playing on the road:	43-73	When trailing at the half:	30-108	When wearing Black:	54-93
When playing on a neutral court:	26-33	When tied at the half:	7-4	When wearing Gold:	23-12
				When wearing Gray:	4-4
When Iowa scores 100 points or more:	16-0	Iowa field goal percentage at home:	5362-11533		.465
When Iowa scores 90-99 points:	38-8	Iowa field goal percentage on road:	4476-10303		.434
When Iowa scores 80-89 points:	64-18	Iowa 3-point percentage at home:	1426-3892		.366
When Iowa scores 70-79 points:	72-45	Iowa 3-point percentage on road:	1173-3401		.345
When Iowa scores under 70 points:	31-81	Iowa free throw percentage at home:	3407-4724		.721
		Iowa free throw percentage on road:	2450-3310		.740
When opponent scores 100 points or more:	0-7	On Sunday:	42-25		
When opponent scores 90-99 points:	3-25	On Monday:	13-7		
When opponent scores 80-89 points:	13-43	On Tuesday:	33-23		
When opponent scores 70-79 points:	59-49	On Wednesday:	21-21		
When opponent scores 60-69 points:	74-26	On Thursday:	33-34		
When opponent scores fewer than 60 points:	72-2	On Friday:	30-15		
		On Saturday:	45-25		
When Iowa shoots at least 50% from the field:	80-16	On BTN:	94-75		
When Iowa shoots less than 50% from the field:	141-136	On CBS:	4-6		
When opponent shoots at least 50% from the field:	6-63	On ESPN:	14-19		
When opponent shoots less than 50% from the field:	73-89	On ESPN2:	19-17		
When Iowa has higher FG% than opponent:	68-26	On ESPNU:	17-9		
When opponent has higher FG%:	28-123	On FS1:	15-9		
When FG% is equal:	2-2	On FOX:	2-1		
		On CBS SN:	1-3		
When Iowa outrebounds opponent:	163-58	On NBC SN:	2-1		
When opponent has more rebounds:	51-84	truTV:	1-0		
When rebounds are equal:	7-10				
When Iowa shoots at least 80% from the line:	57-32	Most Points, First Half: 68 vs. Alabama State, '18			
When Iowa shoots less than 80% from the line:	164-118	Fewest Points, First Half: 14 vs. Indiana, '13			
When opponent shoots at least 80% from the line:	43-36	Most Points Allowed, First Half: 61 at Purdue, '20			
When opponent shoots less than 80% from the line:	180-115	Fewest Points Allowed, First Half: 12 vs. UNC Wilmington, '13			
When Iowa shoots more free throws than opponent:	183-66	Most Points, Second Half: 63 at Minnesota, '18			
When opponent shoots more free throws:	29-81	Fewest Points, Second Half: 15 vs. Northern Iowa, '14			
When free throws attempts are equal:	8-5	Most Points Allowed, Second Half: 61 at Oregon, '12			
When Iowa has higher FT% than opponent:	146-65	Fewest Points Allowed, Second Half: 16 vs. UNI, '10			
When opponent has higher FT%:	72-84	Largest Halftime Advantage: 37 vs. Arkansas-Pine Bluff, '13			
When FT% is equal:	3-3	Largest Halftime Deficit: 31 vs. Purdue, '18			
When Iowa shoots at least 50% from 3-point range:	32-10				
When Iowa shoots less than 50% from 3-point range:	188-143				
When opponent shoots at least 50% from 3-point range:	3-28				
When opponent shoots less than 50% from 3-point range:	219-124				
When Iowa has a higher 3-point FG% than opponent:	160-46				
When opponent has a higher 3-point FG%:	56-107				
When 3-point FG% is equal:	0-2				
When Iowa has more assists than opponent:	166-37				
When opponent has more assists:	46-102				
When assists are equal:	9-12				
When Iowa has fewer turnovers than opponent:	142-52				
When opponent has fewer turnovers:	65-86				
When turnovers are equal:	15-14				
When Iowa has more steals than opponent:	130-45				
When opponent has more steals:	68-91				
When steals are equal:	23-15				





IOWA SUPERLATIVES UNDER McCAFFERY

TEAM

Most Points Scored

1. 116 -- Savannah State (11/13/16)
2. 111 -- SIU Edwardsville (11/26/10)
3. 110 -- Savannah State (12/22/18)
4. **109 -- Western Michigan (11/22/21)**
- 109 -- Md. Eastern Shore (11/14/13)
6. **108 -- Alabama State (11/18/21)**
7. **106 -- Longwood (11/9/21)**
- 106 -- Northern Illinois (12/13/20)

Fewest Points Allowed

1. 36 -- Howard (11/15/12)
2. 39 -- UNC Wilmington (11/8/13)
- 39 -- Northern Iowa (12/7/10)
- 40 -- Louisiana Monroe (11/16/10)
5. 41 -- Abilene Christian (11/17/13)

Field Goals Made

1. 42 -- Savannah State (11/13/16)
- 42 -- Central Arkansas (12/19/11)
3. 41 -- Northern Illinois (12/13/20)
- 40 -- Coppin State (11/15/15)
5. 39 -- Savannah State (12/22/18)
- 39 -- Kennesaw State (12/29/19)

Field Goals Attempted

1. 87 -- Savannah State (11/13/16)
- 79 -- Oregon (3/18/12)
- 78 -- Minnesota (12/25/20)
4. 77 -- Nebraska (1/7/20)
- 77 -- Nebraska (1/5/17)
6. 76 -- North Carolina (12/8/20)
- 76 -- Central Arkansas (12/19/11)
- 76 -- South Dakota (12/4/12)

Field Goal Percentage (20 Made)

1. .680 -- Illinois (1/20/19)
2. .643 -- Maryland (2/8/15)
3. .630 -- Indiana (1/29/12)
4. .627 -- Michigan (2/5/15)
5. .623 -- Abilene Christian (11/17/13)
6. .617 -- Arkansas-Pine Bluff (12/22/13)

3-Point Field Goals Made

1. **20 -- Alabama State (11/18/21) ***
2. 19 -- Savannah State (12/22/18)
3. 18 -- Savannah State (11/13/16)
4. 17 -- North Carolina (12/8/20)
5. 16 -- Nebraska (3/4/21)
- 16 -- Maryland (2/25/17)
- 16 -- TCU (3/19/17)

3-Point Field Goals Attempted

1. **44 -- Alabama State (11/18/21) ***
2. 43 -- Nebraska (3/4/21)
- 43 -- Savannah State (11/13/16)
4. 42 -- Savannah State (12/22/18)
5. 40 -- North Carolina (12/8/20)
6. 36 -- Iowa State (12/7/17)

3-Point FG Percentage (10 Made)

1. .714 (15-21) Illinois (1/20/19)
2. .632 (12-19) Wisconsin (2/18/21)
3. .619 (13-21) Northern Illinois (11/17/11)
4. .615 (16-26) Maryland (2/25/17)
5. .611 (11-18) Rutgers (1/31/17)

Free Throws Made

1. 39 -- Indiana (2/21/17)
2. 38 -- Omaha (11/10/13)
3. **35 -- NC Central (11/16/21)**
- 34 -- Green Bay (11/11/18)
- 34 -- Illinois (2/28/18)
6. 33 -- Illinois (1/11/18)

Free Throws Attempted

1. 49 -- Omaha (11/10/13)
2. 47 -- Indiana (2/21/17)
3. 45 -- Green Bay (11/11/18)
4. 43 -- UM Eastern Shore (11/14/13)
- 43 -- Michigan State (1/28/14)
6. **41 -- NC Central (11/16/21)**
- 41 -- Illinois (2/28/18)

Free Throw Percentage (10 Made)

1. 1.000 (15-15) Illinois (3/8/20)
- 1.000 (15-15) Virginia (3/27/13)
3. 1.000 (13-13) Purdue (12/28/16)
4. .929 (26-28) North Florida (12/22/14)
5. .926 (25-27) Penn State (2/28/15)
6. .923 (12-13) Iowa State (12/12/14)
7. .917 (11-12) Michigan St (3/15/13)

Most Rebounds

1. 57 -- Western Illinois (12/3/20)
- 57 -- Md. Eastern Shore (11/14/13)
3. 56 -- UNC Wilmington (11/8/13)
- 56 -- Brown (12/3/11)
- 56 -- SC State (12/19/12)
6. 55 -- Minnesota (12/25/20)

Most Assists

1. 34 -- Northern Illinois (12/29/17)
2. 33 -- Savannah State (11/13/16)
3. 32 -- Central Arkansas (12/19/11)
4. 31 -- Coppin State (11/15/15)
5. 30 -- Savannah State (12/22/18)

Most Steals

1. 19 -- SIU Edwardsville (11/26/10)
2. 16 -- UMBC (12/6/14)
3. **15 -- Western Michigan (11/22/21)**
- 15 -- Rutgers (1/31/17)
5. 14 -- Kennesaw State (12/29/19)
- 14 -- Maryland (1/19/17)
- 14 -- Marquette (11/19/15)
- 14 -- Penn (11/22/13)
- 14 -- Idaho St (12/4/10)
- 14 -- Chicago St (11/11/11)

Most Blocked Shots

1. 14 -- Drake (12/19/15) *
2. 13 -- Illinois (3/5/13)
3. 12 -- UNC Wilmington (11/8/13)
- 12 -- Northern Illinois (11/26/14)
5. 11 -- Michigan State (12/29/15)
6. 10 -- Penn State (2/15/14)
- 10 -- UT-Pan American (11/9/12)

Fewest Turnovers

1. 3 -- Temple (3/18/16)
- 3 -- Drake (12/19/15)
3. 4 -- Michigan (1/17/16)
- 4 -- Northwestern (2/15/15)
5. 5 -- Ohio State (2/28/21)
- 5 -- Michigan State (2/13/21)
- 5 -- Michigan State (2/2/21)
- 5 -- Stetson (12/5/16)
- 5 -- Davidson (3/20/15)
- 5 -- Abilene Christian (11/17/13)
- 5 -- Drake (12/7/13)
- 5 -- UTEP (11/29/13)
- 5 -- Purdue (3/2/14)
- 5 -- Boise St (12/22/11)

* -- denotes school record

INDIVIDUAL

Most Points:

1. 44 -- Luka Garza at Michigan (12/6/19)
2. 42 -- Peter Jok vs. Memphis (11/26/16)
3. 41 -- Luka Garza vs. Southern (11/27/20)
4. 38 -- Luka Garza at Indiana (2/13/20)
5. 36 -- Luka Garza vs. Oregon (3/22/21)
6. 35 -- Luka Garza vs. Western Illinois (12/3/20)
- 35 -- Peter Jok vs. Indiana (2/21/17)

Field Goals Made

1. 17 -- Luka Garza at Michigan (12/6/19)
2. 14 -- Luka Garza vs. Oregon (3/22/21)
- 14 -- Luka Garza vs. Southern (11/27/20)
- 14 -- Luka Garza at Indiana (2/13/20)
5. 13 -- Luka Garza vs. Minnesota (1/10/21)
- 13 -- Luka Garza vs. Iowa State (12/11/20)
- 13 -- Luka Garza vs. Western Illinois (12/3/20)
- 13 -- Luka Garza vs. Penn State (1/4/20)

Field Goals Attempted

1. 32 -- Luka Garza at Michigan (12/6/19)
2. 28 -- Luka Garza vs. Penn State (2/29/20)
3. 27 -- Luka Garza at Minnesota (12/25/20)
- 24 -- Devyn Marble vs. Wisconsin (1/5/14)
- 24 -- Peter Jok vs. Nebraska (1/5/17)

3-Point FG Made

1. 8 -- Jordan Bohannon vs. Nebraska (3/4/21)
- 8 -- Peter Jok vs. Memphis (11/26/16)
- 8 -- Jordan Bohannon vs. Maryland (2/25/17)
4. 7 -- Jordan Bohannon vs. N. Carolina (12/8/20)
- 7 -- Jordan Bohannon vs. N'western (2/25/18)
- 7 -- Jordan Bohannon vs Notre Dame (11/29/16)
- 7 -- Jordan Bohannon vs TCU (3/19/17)
- 7 -- Devyn Marble vs Oregon (3/18/12)
- 7 -- Matt Gatens vs Wisconsin (2/23/12)
- 7 -- Matt Gatens vs Indiana (2/19/12)

3-Point Field Goals Attempted

1. 16 -- Jordan Bohannon vs. N. Carolina (12/8/20)
2. 15 -- Jordan Bohannon at Notre Dame (12/3/16)
3. 14 -- Jordan Bohannon at Syracuse (12/3/19)
- 14 -- Jordan Bohannon vs. Savannah St. (12/22/18)
- 14 -- Jordan Bohannon vs. N'western (2/25/18)
6. **12 -- Payton Sandfort vs. Alabama St (11/18/21)**
- 12 -- Jordan Bohannon vs. Nebraska (3/4/21)
- 12 -- Jordan Bohannon at Illinois (1/11/18)
- 12 -- Jordan Bohannon vs. Omaha (12/3/16)

Free Throws Made

1. 22 -- Peter Jok vs. Indiana (2/21/17) *
2. 14 -- Roy Devyn Marble vs. UNI (12/15/12)
- 14 -- Aaron White vs. Texas (11/20/14)
4. 13 -- Tyler Cook vs. UAB (11/22/17)
- 13 -- Aaron White vs. Wisconsin (1/19/13)

Most Rebounds:

1. **21 -- Keegan Murray vs. NC Central (11/16/21)**
2. 18 -- Luka Garza vs. Wisconsin (1/27/20)
- 18 -- Luka Garza at Nebraska (1/7/20)
- 18 -- Adam Woodbury vs. Wisconsin (2/24/16)
5. 17 -- Luka Garza at Minnesota (12/25/20)
- 17 -- Aaron White vs. Iowa State (12/13/13)

Most Assists

1. 13 -- Jordan Bohannon vs. TCU (3/19/17)
2. 12 -- Mike Gesell vs. Minnesota (2/14/16)
- 12 -- Mike Gesell vs. Coppin State (11/15/15)
4. **11 -- Joe Toussaint vs. Alabama St (11/18/21)**
- 11 -- Jordan Bohannon vs. Wisconsin (1/23/18)
- 11 -- Jordan Bohannon vs. South Dakota (3/15/17)
- 11 -- Mike Gesell vs. Michigan (3/5/16)
- 11 -- Devyn Marble vs. Wisconsin (2/22/14)
- 11 -- Bryce Cartwright vs. Dayton (3/13/12)
10. 10 -- Connor McCaffery at Maryland (1/7/21)
- 10 -- Jordan Bohannon vs. Minnesota (12/9/19)
- 10 -- Jordan Bohannon vs. Minnesota (1/30/18)
- 10 -- Jordan Bohannon vs. Ohio State (1/4/18)
- 10 -- Jordan Bohannon vs. Indiana (3/9/17)
- 10 -- Mike Gesell vs. Nebraska (1/5/16)
- 10 -- Mike Gesell vs. Tenn. Tech (12/22/15)

Most Steals

1. 7 -- Eric May vs. SIUE (11/26/10)
2. 6 -- Joe Toussaint at Maryland (1/7/21)
- 6 -- Jordan Bohannon vs. Pitt (11/27/18)
- 6 -- Roy Devyn Marble vs. Penn (11/22/13)
- 6 -- Eric May at Wake Forest (11/30/10)
6. 5 -- Joe Toussaint vs. Kennesaw St (12/29/19)
- 5 -- Nicholas Baer vs. Drake (12/16/17)
- 5 -- Isaiah Moss vs. Indiana (3/9/17)
- 5 -- Jarryd Cole at Mich St (3/2/11)
- 5 -- Matt Gatens vs. Idaho St (12/4/10)
- 5 -- Aaron White vs. North Florida (12/22/14)
- 5 -- Mike Gesell at Penn State (2/28/15)

Most Blocks

1. 7 -- Melsahn Basabe vs. Iowa St (12/10/10)
- 7 -- Gabriel Olaseni vs. Illinois (3/5/13)
3. 6 -- Nicholas Baer at Nebraska (1/5/17)
- 6 -- Jarrod Uthoff vs. Minnesota (2/14/16)
- 6 -- Jarrod Uthoff vs. Michigan State (12/19/15)
- 6 -- Nicholas Baer vs. Drake (12/12/19)
- 6 -- Melsahn Basabe vs. Ohio St (1/4/11)



Game 1 - Iowa 106, Longwood 73

Official Box Score
Longwood vs Iowa
Game Totals -- Final Statistics
November 09, 2021 at Carver-Hawkeye Arena - Iowa City



Longwood 73

No.	Player	S	Pts	FG	3FG	FT	OR	DR	TR	PF	A	TO	Bk	Stl	Min	+
01	WILKINS, ISIAH	G	19	7-13	4-6	1-2	2	6	8	2	1	3	0	0	27	-14
03	WADE, DESHAUN	G	5	1-7	1-4	2-2	1	3	4	2	1	1	0	1	25	-22
04	WATSON, ZAC	F	4	1-2	0-0	2-2	0	1	1	4	0	1	0	0	16	-20
11	HILL, JUSTIN	G	10	3-10	1-3	3-3	1	2	3	1	6	1	0	2	27	-30
35	GRANLUND, JESPER	F	0	0-5	0-4	0-0	1	1	2	3	0	2	0	0	16	-22
00	NIKERUJUEM, LESLIE	F	17	8-9	0-0	1-2	3	1	4	2	0	1	0	0	20	-13
02	LITERAS, NATE	G	3	1-8	1-5	0-0	0	1	1	0	1	0	0	1	18	-15
05	DARDEN, JAYLANI	G	2	1-2	0-1	0-0	2	0	2	1	0	0	0	0	2	-1
12	PERKINS, JORDAN	G	5	2-8	1-2	0-0	0	2	2	6	1	0	0	0	24	-22
21	HICKS, TREY	F	2	1-2	0-0	0-1	1	0	1	1	0	1	0	0	2	-1
22	LACOUNT, GAKHARI	G	0	0-1	0-1	0-0	0	0	0	0	0	0	0	0	2	-1
23	HOUSTON, D'AVIAN	G	3	1-5	1-4	0-0	1	2	3	4	1	1	0	1	14	-2
24	O'CONNOR, CAMERON	G	0	0-1	0-1	0-0	0	0	0	0	0	0	0	0	2	-1
44	WILLIAMS, C.J.	G	3	0-1	0-1	3-4	2	1	3	0	1	0	0	0	2	-1
TEAM							3	1	4	0	0					
TOTALS			73	26-74	9-32	12-16	17	21	38	22	17	12	0	5	199	

Shooting By Period

Period	FG	FG%	3FG	3FG%	FT	FT%	Deadball Rebounds: 2.0
1st Half	12-35	34%	4-15	27%	1-1	100%	Last FG: 2nd-00:06 Biggest Run: 7-0 Largest lead: By 0 at Technical Fouls: None.
2nd Half	14-39	36%	5-17	29%	11-15	73%	
Game	26-74	35.1%	9-32	28.1%	12-16	75.0%	

Iowa 106

No.	Player	S	Pts	FG	3FG	FT	OR	DR	TR	PF	A	TO	Bk	Stl	Min	+
00	REBRACA, FILIP	F	2	1-3	0-0	0-0	0	5	5	1	1	1	0	0	16	29
02	TOUSSAINT, JOE	G	9	3-3	1-1	2-2	0	0	0	2	4	0	0	4	16	29
03	BOHANNON, JORDAN	G	18	6-8	6-8	0-0	0	0	0	1	1	0	0	1	17	37
15	MURRAY, KEEGAN	F	24	8-10	3-4	5-5	2	5	7	3	1	0	5	0	17	38
22	MCCAFFERY, PATRICK	F	11	3-6	0-3	5-6	0	4	4	0	4	2	0	0	22	29
04	ULIS, AHRON	G	6	3-4	0-0	0-0	2	2	4	3	5	1	0	0	20	1
11	PERKINS, TONY	G	6	1-7	0-2	4-4	1	4	5	3	2	1	1	0	19	8
13	ASH, AUSTIN	G	3	0-3	0-3	3-4	0	0	0	2	2	1	0	0	13	-8
20	SANDFORT, PAYTON	G	8	3-10	2-7	0-0	1	1	2	1	2	1	0	0	16	3
24	MURRAY, KRIS	F	16	7-9	2-4	0-1	2	5	7	2	1	1	2	1	17	0
25	LAKETA, LUC	G	0	0-0	0-0	0-0	0	0	0	0	0	0	0	0	2	1
30	MCCAFFERY, CONNOR	G	3	1-1	1-1	0-0	1	6	7	0	0	0	0	0	14	3
44	MULVEY, RILEY	C	0	0-1	0-0	0-0	0	1	1	2	1	0	0	0	10	-5
TEAM							1	0	1	0	0					
TOTALS			106	36-65	15-33	19-22	10	33	43	20	24	8	8	6	199	

Shooting By Period

Period	FG	FG%	3FG	3FG%	FT	FT%	Deadball Rebounds: 1.0
1st Half	19-33	58%	8-16	50%	10-11	91%	Last FG: 2nd-01:30 Biggest Run: 14-0 Largest lead: By 39 at 2nd-16:04 Technical Fouls: None.
2nd Half	17-32	53%	7-17	41%	9-11	82%	
Game	36-65	55.4%	15-33	45.5%	19-22	86.4%	

Game Notes:
Officials: Paul Szec, Tim Stewart, Kevin Raher
Attendance: 9329

Start Time: 10:08 PM ET
End Time: 12:01 AM ET
Game Duration: 1:55

Score	1st	2nd	TOT
LWD	29	44	73
U-I	56	50	106

LWD led for 0:00, U-I led for 39:35.
Game was tied for 0:18.
Times tied: 0 Lead Changes: 0

Points	LWD	U-I
In the Paint	26	36
Off Turns	14	17
2nd Chance	18	17
Fast Break	2	22
Bench	35	42
Per Poss	0.961 32/76	1.493 45/71

Game 3 - Iowa 86, N.C. Central 69

Official Box Score
N.C. Central vs Iowa
Game Totals -- Final Statistics
November 16, 2021 at Carver-Hawkeye Arena - Iowa City



N.C. Central 69

No.	Player	S	Pts	FG	3FG	FT	OR	DR	TR	PF	A	TO	Bk	Stl	Min	+
00	CALDWELL, ALEX	G	3	1-3	1-2	0-0	0	1	1	4	0	2	0	0	9	-10
02	MONROE, KRIS	F	10	4-9	1-2	1-2	3	1	4	3	0	4	0	0	35	-11
11	MAULISBY, MAROUÉ	G	12	5-11	2-3	0-0	0	8	8	4	3	0	0	1	31	-2
23	BUTLER, CAMERON	C	4	2-2	0-0	0-1	0	1	1	5	0	1	0	0	14	-12
44	MILLER, JR, RANDY	G	15	7-14	1-4	0-0	0	3	3	3	1	2	1	1	32	-19
01	HARRIS, JA'DARIUS	G	0	0-1	0-1	0-0	0	0	0	2	0	0	0	0	4	4
03	PRICE, ASANTI	F	2	1-3	0-1	0-0	1	0	1	2	0	0	0	0	10	-15
04	KING, DONTAVIUS	F	4	2-3	0-0	0-0	0	2	2	5	1	0	1	1	17	4
05	WRIGHT, JUSTIN	G	2	0-0	0-0	2-2	0	0	0	0	0	0	0	0	2	1
21	BOONE, ERIC	G	9	2-9	0-2	5-6	1	4	5	0	5	1	0	1	32	-10
24	FENNELL, NICOLAS	G	8	4-4	0-0	0-1	2	3	5	2	1	5	0	1	15	-15
TEAM							1	0	1	0	0					
TOTALS			69	28-59	5-15	8-12	8	23	31	30	11	15	3	5	200	

Shooting By Period

Period	FG	FG%	3FG	3FG%	FT	FT%	Deadball Rebounds: 1.0
1st Half	18-31	58%	3-7	43%	5-7	71%	Last FG: 2nd-05:15 Biggest Run: 14-0 Largest lead: By 2 at 1st-19:39 Technical Fouls: None.
2nd Half	10-28	36%	2-8	25%	3-5	60%	
Game	28-59	47.5%	5-15	33.3%	8-12	66.7%	

Iowa 86

No.	Player	S	Pts	FG	3FG	FT	OR	DR	TR	PF	A	TO	Bk	Stl	Min	+
00	REBRACA, FILIP	F	8	2-2	0-0	4-7	4	2	6	4	0	1	0	0	24	12
02	TOUSSAINT, JOE	G	2	1-5	0-1	0-0	1	1	2	1	2	0	0	0	18	-8
03	BOHANNON, JORDAN	G	7	1-10	1-9	4-4	0	2	2	0	1	0	0	0	25	-1
15	MURRAY, KEEGAN	F	27	9-19	0-4	9-10	9	12	21	2	2	4	0	3	37	17
22	MCCAFFERY, PATRICK	F	15	4-11	1-4	6-6	1	0	1	0	1	2	0	0	23	5
04	ULIS, AHRON	G	12	2-5	1-1	7-8	0	3	3	1	4	2	0	1	22	25
11	PERKINS, TONY	G	13	4-7	2-2	3-4	1	1	2	1	1	0	0	3	20	27
13	ASH, AUSTIN	G	0	0-0	0-0	0-0	0	0	0	0	0	0	0	0	1	-1
20	SANDFORT, PAYTON	G	0	0-1	0-1	0-0	0	1	1	0	1	0	0	0	9	-3
23	OGUNDELE, JOSH	C	0	0-0	0-0	0-0	0	1	1	2	0	0	0	0	1	0
30	MCCAFFERY, CONNOR	G	2	0-1	0-1	2-2	0	1	1	3	3	1	0	1	21	12
TEAM							2	2	4	0	0					
TOTALS			86	23-61	5-23	35-41	18	26	44	14	15	8	4	5	200	

Shooting By Period

Period	FG	FG%	3FG	3FG%	FT	FT%	Deadball Rebounds: 3.0
1st Half	14-34	41%	4-15	27%	17-18	94%	Last FG: 2nd-02:36 Biggest Run: 15-0 Largest lead: By 19 at 2nd-01:44 Technical Fouls: None.
2nd Half	9-27	33%	1-8	13%	18-23	78%	
Game	23-61	37.7%	5-23	21.7%	35-41	85.4%	

Game Notes:
Officials: Bill Elk, Steve McJunkins, Brian McNutt
Attendance: 9132

Start Time: 09:05 PM ET
End Time: 11:03 PM ET
Game Duration: 1:58

Score	1st	2nd	TOT
NCC	44	25	69
U-I	49	37	86

NCC led for 1:25, U-I led for 37:34.
Game was tied for 0:01.
Times tied: 7 Lead Changes: 11

Points	NCC	U-I
In the Paint	44	34
Off Turns	6	16
2nd Chance	10	15
Fast Break	10	12
Bench	25	27
Per Poss	1.000 32/69	1.265 39/68

Game 2 - Iowa 89, Kansas City 57

Official Box Score
Kansas City vs Iowa
Game Totals -- Final Statistics
November 12, 2021 at Carver-Hawkeye Arena - Iowa City



Kansas City 57

No.	Player	S	Pts	FG	3FG	FT	OR	DR	TR	PF	A	TO	Bk	Stl	Min	+/-
01	GILYARD II, EVAN	G	6	3-12	0-4	0-0	0	1	1	2	3	1	0	0	28	-26
04	JOHNSON, JACOB	G	6	3-4	0-1	0-0	1	1	2	3	1	0	0	1	22	-25
11	KOPP, ANDERSON	G	11	4-9	3-4	0-0	1	1	2	2	1	2	0	0	20	-24
20	ALLICK, JOSIAH	F	4	1-4	1-2	1-2	0	3	3	4	1	4	0	0	21	-11
33	NESSBITT JR., MARVIN	G	6	2-6	0-2	2-2	0	8	8	3	0	4	0	0	26	-23
00	BARNES, TIMOTHY	G	6	3-5	0-1	0-0	0	2	2	1	1	1	0	1	10	-2
05	ALLEN, SHEMARRI	G	2	1-1	0-0	0-0	0	2	2	5	2	2	0	0	17	-13
21	MARTIN, SAM	G	6	2-5	1-3	1-2	0	2	2	1	1	1	0	1	17	-9
34	CHAPMAN, JACK	F	5	2-6	1-2	0-0	1	2	3	0	1	0	2	0	23	-16
35	BOSER, CADEN	F	5	2-4	1-3	0-0	0	0	0	1	1	1	0	1	15	-11
	TEAM						1	1	2	0		1				
TOTALS			57	23-56	7-22	4-6	4	23	27	22	12	17	2	4	198	

Game 5 - Iowa 109, Western Michigan 61

Official Box Score
Western Mich. vs Iowa
Game Totals -- Final Statistics
November 22, 2021 at Carver-Hawkeye Arena - Iowa City



Western Mich. 61

No.	Player	S	Pts	FG	3FG	FT	OR	DR	TR	PF	A	TO	Blk	Stl	Min	+/-
00	HASTINGS, MARKEESE	F	0	0-5	0-1	0-0	2	4	6	2	2	1	0	0	15	-15
02	MARTIN, ADRIAN	G	0	0-3	0-2	0-0	0	1	1	1	1	0	0	0	15	-14
11	NORMAN JR., LAMAR	G	19	7-16	5-12	0-0	0	1	1	1	2	6	0	0	31	-45
22	WRIGHT, TITUS	C	7	3-5	0-1	1-1	1	6	7	1	0	1	1	1	27	-37
32	SMITH, MACK	G	12	4-5	0-0	4-4	1	5	2	2	5	4	1	0	24	-22
01	MC MILLAN, MILEEK	F	3	1-3	1-2	0-0	0	1	1	4	0	1	0	1	14	-11
12	FREEMAN, JOSIAH	G	4	2-5	0-3	0-0	0	1	1	0	0	2	0	1	20	-32
14	KIMBLE, CAMERON	G	2	1-4	0-2	0-0	0	0	0	2	1	2	0	2	11	-4
20	LOBSINGER, OWEN	F	2	1-4	0-1	0-0	2	3	5	3	1	2	0	0	16	-25
21	ETCHISON, GUS	G	4	2-10	0-2	0-0	0	3	3	0	2	1	0	1	18	-27
34	KOLP, DANNY	F	8	3-3	0-0	2-2	2	0	2	1	0	0	0	0	9	-8
TEAM							5	0	5	0						
TOTALS			61	24-63	6-26	7-7	13	25	38	17	14	24	2	6	199	

Shooting By Period						Deadball Rebounds: 0.0	
Period	FG	FG%	3FG	3FG%	FT	FT%	Last FG: 2nd-00:18
1st Half	8-27	30%	2-14	14%	2-2	100%	Biggest Run: 9-0
2nd Half	16-36	44%	4-12	33%	5-5	100%	Largest lead: By 2 at 1st-19:16
Game	24-63	38.1%	6-26	23.1%	7-7	100.0%	Technical Fouls: None.

Iowa 109

No.	Player	S	Pts	FG	3FG	FT	OR	DR	TR	PF	A	TO	Blk	Stl	Min	+/-
00	REBRACA, FILIP	F	6	2-5	0-1	2-2	2	3	5	1	0	1	1	0	18	19
02	TOUSSAINT, JOE	G	6	3-6	0-0	0-0	0	1	1	2	4	1	0	3	17	18
03	BOHANNON, JORDAN	G	5	2-7	1-5	0-0	0	0	0	1	3	1	0	3	19	20
15	MURRAY, KEEGAN	F	29	10-14	2-4	7-9	3	3	6	0	0	0	3	2	21	21
30	MCCAFFERY, CONNOR	G	0	0-3	0-3	0-0	0	2	2	1	2	0	0	0	22	32
04	ULIS, AHRON	G	2	1-4	0-0	0-0	0	2	2	0	8	2	0	1	19	23
11	PERKINS, TONY	G	15	5-6	1-1	4-4	0	0	0	2	1	0	0	2	17	31
13	ASH, AUSTIN	G	4	2-5	0-1	0-0	1	0	1	0	2	1	0	0	8	6
20	SANDFORT, PAYTON	G	19	6-10	5-7	2-2	1	2	3	0	0	0	1	1	16	28
24	MURRAY, KRIS	F	12	3-6	2-3	4-4	1	7	8	1	0	0	1	2	23	30
25	LAKETA, LUC	G	3	1-1	1-1	0-0	0	0	0	0	0	0	0	1	6	1
44	MULVEY, RILEY	C	8	3-5	0-0	2-2	2	2	4	1	0	1	0	0	13	11
TEAM							1	4	5	0						
TOTALS			109	38-72	12-26	21-23	11	26	37	9	20	7	6	15	199	

Shooting By Period						Deadball Rebounds: 0.0	
Period	FG	FG%	3FG	3FG%	FT	FT%	Last FG: 2nd-01:20
1st Half	16-31	52%	7-12	58%	10-11	91%	Biggest Run: 13-0
2nd Half	22-41	54%	5-14	36%	11-12	92%	Largest lead: By 54 at 2nd-02:10
Game	38-72	52.8%	12-26	46.2%	21-23	91.3%	Technical Fouls: None.

Game Notes:
Officials: Rob Riley, Brooks Wells, Ed Phillips
Attendance: 10044

Start Time: 08:33 PM ET
End Time: 10:17 PM ET
Game Duration: 1:44

Score	1st	2nd	TOT	Points	WMU	U-I
WMU	20	41	61	In the Paint	30	50
U-I	49	60	109	Off Turns	6	36
				2nd Chance	10	14
				Fast Break	12	31
				Bench	23	63
				Per Poss	0.772	1.434
					27/59	47/78

WMU led for 0:56. U-I led for 37:17.
Game was tied for 1:31.
Times tied: 1 Lead Changes: 1



2021-22 Iowa Men's Basketball Combined Team Statistics All games

Page 1/1
as of Nov 24, 2021

Game Records

Record	Overall	Home	Away	Neutral
ALL GAMES	5-0	5-0	0-0	0-0
CONFERENCE	0-0	0-0	0-0	0-0
NON-CONFERENCE	5-0	5-0	0-0	0-0

Score by Periods

Team	1st	2nd	OT	TOT
Iowa	254	244	0	498
Opponents	152	190	0	342

Team Box Score


No.	Player				Total		3-Point		F-Throw		Rebounds															
		GP-GS	MIN	AVG	FG-FGA	FG%	3FG-3FGA	3FG%	FT-FTA	FT%	OFF	DEF	TOT	AVG	PF	DQ	A	TO	BLK	STL	PTS	AVG				
15	MURRAY, Keegan	5-5	120:47	24.2	46-74	.622	8-20	.400	31-35	.886	16	28	44	8.8	8	0	8	6	14	6	131	26.2				
24	MURRAY, Kris	4-0	70:13	17.6	19-32	.594	7-12	.583	6-10	.600	11	17	28	7.0	6	0	4	2	4	3	51	12.8				
22	MCCAFFERY, Patrick	3-3	67:30	22.5	12-27	.444	1-8	.125	11-12	.917	2	5	7	2.3	0	0	7	4	0	1	36	12.0				
3	BOHANNON, Jordan	5-5	106:56	21.4	17-41	.415	15-35	.429	6-6	1.000	0	5	5	1.0	5	0	6	1	0	5	55	11.0				
20	SANDFORT, Payton	5-0	74:34	14.9	18-41	.439	12-30	.400	6-6	1.000	3	5	8	1.6	3	0	6	0	1	1	54	10.8				
11	PERKINS, Tony	5-0	85:40	17.1	13-29	.448	4-8	.500	14-15	.933	4	8	12	2.4	8	0	7	4	1	8	44	8.8				
2	TOUSSAINT, Joe	5-5	96:11	19.2	13-24	.542	3-5	.600	3-3	1.000	3	4	7	1.4	5	0	27	5	0	11	32	6.4				
0	REBRACA, Filip	5-5	97:49	19.6	11-17	.647	1-2	.500	7-11	.636	11	26	37	7.4	8	0	3	3	3	1	30	6.0				
4	ULIS, Ahron	5-0	88:51	17.8	8-18	.444	1-3	.333	7-10	.700	2	7	9	1.8	8	0	19	6	0	5	24	4.8				
13	ASH, Austin	5-0	35:28	7.1	4-15	.267	1-10	.100	6-8	.750	1	0	1	0.2	4	0	6	4	0	0	15	3.0				
44	MULVEY, Riley	4-0	37:34	9.4	3-6	.500	0-0	.000	4-4	1.000	2	9	11	2.8	4	0	1	2	1	0	10	2.5				
30	MCCAFFERY, Connor	5-2	88:30	17.7	2-7	.286	1-6	.167	3-4	.750	4	13	17	3.4	7	0	11	2	0	2	8	1.6				
25	LAKETA, Luc	4-0	15:41	3.9	2-3	.667	2-3	.667	0-0	.000	0	0	0	0.0	0	0	0	0	0	1	6	1.5				
23	OGUNDELE, Josh	3-0	14:16	4.8	1-2	.500	0-0	.000	0-0	.000	1	5	6	2.0	2	0	0	2	1	0	2	0.7				
Team											7	8	15													
Total		5	1000		169-336	.503	56-142	.394	104-124	.839	67	140	207	41.4	68	0	105	41	25	44	498	99.6				
Opponents		5	1000		130-311	.418	38-119	.319	44-60	.733	49	112	161	32.2	108	3	71	82	9	28	342	68.4				

Team Statistics

	IOWA	OPP
Scoring	498	342
Points per game	99.6	68.4
Scoring margin	+31.2	-
Field goals-att	169-336	130-311
Field goal pct	.503	.418
3 point fg-att	56-142	38-119
3-point FG pct	.394	.319
3-pt FG made per game	11.2	7.6
Free throws-att	104-124	44-60
Free throw pct	.839	.733
F-Throws made per game	20.8	8.8
Rebounds	207	161
Rebounds per game	41.4	32.2
Rebounding margin	+9.2	-
Assists	105	71
Assists per game	21.0	14.2
Turnovers	41	82
Turnovers per game	8.2	16.4
Turnover margin	+8.2	-
Assist/turnover ratio	2.6	0.9
Steals	44	28
Steals per game	8.8	5.6
Blocks	25	9
Blocks per game	5.0	1.8
Winning streak	5	-
Home win streak	5	-
Attendance	49525	0
Home games-Avg/Game	5-9905	0-0
Neutral site-Avg/Game	-	0-0

Team Results

Date	Opponent		Score	Att.
11/09/2021	Longwood	W	106-73	9259
11/12/2021	Kansas City	W	89-57	11133
11/16/2021	N.C. Central	W	86-69	9132
11/18/2021	Alabama St.	W	108-82	9957
11/22/2021	Western Mich.	W	109-61	10044



0

Filip Rebraca • F

	MIN	PTS	REB	BLK	AST	FG%	FT%
SEASON	19.6	6.0	7.4	0.6	0.6	.647	.636
BIG TEN	---	---	---	---	---	---	---
CAREER	28.2	12.6	7.5	0.9	1.1	.542	.629

6-9 • 230 • Sr. • Somber, Serbia

- 6 points and 5 rebounds on Monday vs. Western Michigan
- Transfer from University of North Dakota
- Reached double figures 27 times last season
- Named 2021 All-Summit League Honorable Mention
- Led team and league with 13 double-doubles in 2021



2

Joe Toussaint • G

	MIN	PTS	REB	AST	STL	FG%	FT%
SEASON	19.2	6.4	1.4	5.4	2.2	0.542	1.000
BIG TEN	---	---	---	---	---	---	---
CAREER	14.9	5.2	1.6	2.9	1.1	.406	.752

6-0 • 190 • Jr. • Bronx, N.Y.

- First career double-double vs Alabama St (11 pts, 11 asts) last Thursday; posted 6 pts, 4 asts, 3 stls vs. WMU
- Scored double figures 11 times as a Hawkeye
- Credited with multiple assists in seven straight games to conclude the 2021 season



3

Jordan Bohannon • G

	MIN	PTS	REB	AST	STL	FG%	FT%
SEASON	21.4	11.0	1.0	1.2	1.0	.415	1.000
BIG TEN	---	---	---	---	---	---	---
CAREER	29.7	11.4	2.4	4.4	0.7	.390	.889

6-1 • 175 • Sixth Year Sr. • Marion, Iowa

- 15-of-35 (.429) from 3-point range this season
- Made four 3-pointers vs. Alabama State last Thursday
- Broke Jon Diebler's all-time B1G 3-point record last Thurs.
- School record holder in career 3-pointers made (379), games played (148), assists (645), and FT% (.889, 296-333)



4

Ahron Ulis • G

	MIN	PTS	REB	AST	STL	FG%	FT%
SEASON	17.8	4.8	1.8	1.2	0.5	.444	.700
BIG TEN	---	---	---	---	---	---	---
CAREER	9.5	2.4	1.0	1.8	0.5	.394	.833

6-3 • 195 • So. • Chicago Heights, Ill.

- Posted career bests in scoring (12) and FT made (7) versus NC Central; recorded career-best 8 assists versus WMU
- Competed in 17 games as a freshman; notched 4 assists 3 times in 2021; personal-best 5 asts vs. Longwood this year
- Missed just two free throw attempts in 2021 (18-20, .900)



11

Tony Perkins • G

	MIN	PTS	REB	AST	STL	FG%	FT%
SEASON	17.1	8.8	2.4	1.4	1.6	.448	.933
BIG TEN	---	---	---	---	---	---	---
CAREER	8.1	2.8	1.5	0.8	0.4	.452	.700

6-4 • 205 • So. • Indianapolis, Ind.

- Personal-best 15 points in 16 minutes of action vs. WMU; reached double figures two of the last three contests
- Averaging 8.8 ppg, up from 1.6 ppg as a freshman
- Saw action in 24 games a freshman last season
- Tallied four points six times in 2021




15

Keegan Murray • F

	MIN	PTS	REB	AST	BLK	FG%	FT%
SEASON	24.2	26.2	8.8	1.6	2.8	.622	.886
BIG TEN	---	---	---	---	---	---	---
CAREER	18.8	9.9	5.6	0.7	1.5	.542	.807

6-8 • 225 • So. • Cedar Rapids, Iowa

- Scoring average is up 19 points from last season (7.2 ppg)
- 27 pts and 21 rbs vs. NC Central; first Hawkeye since Bruce King in 1977 to total 25+ points and 20+ rebounds in a game
- Leads the Big Ten in ppg (26.2); +24 pts each game this year
- Son of former Hawkeye Kenyon Murray (1993-96)




20

Payton Sandfort • G

	MIN	PTS	REB	AST	STL	FG%	FT%
SEASON	14.9	10.8	1.6	1.2	0.2	.400	1.000
BIG TEN	---	---	---	---	---	---	---
CAREER	14.9	10.8	1.6	1.2	0.2	.400	1.000

6-7 • 215 • Fr. • Waukee, Iowa

- Combined for 40 points and 10 3-pointers in last two games vs. Alabama State and Western Michigan
- Scored in double figures and made five 3-pointers in each of the last two games (Alabama State & Western Michigan)
- Class 4A State Champion at Waukee High School



22

Patrick McCaffery • F

	MIN	PTS	REB	AST	STL	FG%	FT%
SEASON	22.5	12.0	2.3	2.3	0.3	.444	.917
BIG TEN	---	---	---	---	---	---	---
CAREER	15.2	5.7	2.6	1.0	0.4	.431	.755

6-9 • 200 • RS So. • Iowa City, Iowa

- Did not compete vs. Alabama State or Western Michigan (lower body); scored double digits in Iowa's first three outings
- Scored in double figures six times in 2021
- Shot 50% or better in five of Iowa's last six contests in 2021, including all four postseason games




23

Josh Ogundele • C

	MIN	PTS	REB	AST	BLK	FG%	FT%
SEASON	4.8	0.7	2.0	0.0	0.3	.500	---
BIG TEN	---	---	---	---	---	---	---
CAREER	2.8	0.8	1.3	0.0	0.1	.500	.250

6-11 • 265 • So. • Worcester, Mass.

- Did not play in Iowa's last game due to illness
- Grabbed 3 rebounds in 7 minutes of action last week
- Second London native to be recruited by Fran McCaffery (Gabe Olaneni, 2012-15); moved to U.S. at 16 years old
- Grabbed a season-high two rebounds three times in 2021




24

Kris Murray • F

	MIN	PTS	REB	BLK	AST	FG%	FT%
SEASON	17.6	12.8	7.0	.8	1.0	.594	.600
BIG TEN	---	---	---	---	---	---	---
CAREER	6.6	3.5	2.1	0.3	0.3	.489	.667

6-8 • 225 • So. • Cedar Rapids, Iowa

- Totaled 12 pts and 8 rbs vs. WMU; 7-of-12 (.583) from long distance this year, reached double figures 3-of-4 games
- Son of former Hawkeye Kenyon Murray (1993-96); named after father's former teammate Chris Street, who died in an auto accident midway through his junior season in 1993




30

Connor McCaffery • G/F

	MIN	PTS	REB	AST	STL	FG%	FT%
SEASON	17.7	1.6	3.4	2.2	0.4	.286	.750
BIG TEN	---	---	---	---	---	---	---
CAREER	23.0	4.4	2.8	3.4	0.8	.344	.737

6-5 • 220 • RS Sr. • Iowa City, Iowa

- 2 rebounds and 2 assists vs. Western Michigan
- Two sport athlete (baseball and basketball)
- Fourth in the nation in assist-to-turnover ratio (3.73) and 10th in the league in assists per game (3.6) in 2021
- 112 assists in 2021; 11th most by a JR in program history



44

Riley Mulvey • C

	MIN	PTS	REB	AST	STL	FG%	FT%
SEASON	9.4	2.5	2.8	0.3	0.0	.500	1.000
BIG TEN	---	---	---	---	---	---	---
CAREER	9.4	2.5	2.8	0.3	0.0	.500	1.000

6-11 • 245 • Fr. • Rotterdam, New York

- Netted a personal-best 8 points on Monday vs. WMU
- 5 rebounds and 2-of-2 from the free throw line versus Alabama State
- Second-ranked 2022 junior in Connecticut before reclassifying and ranked as the No. 5 player in 2021