



# IOWA HAWKEYES

## 7-0 Overall, 0-0 Big Ten

3 FINAL FOURS | 8 BIG TEN CHAMPIONSHIPS | 2 BIG TEN TOURNAMENT TITLES | 27 NCAA TOURNAMENTS

### IOWA (7-0, 0-0) at #2 PURDUE (7-0, 0-0)

Dec. 3, 2021 // West Lafayette, Indiana // Mackey Arena // 8:03 p.m. CT

#### IOWA HAWKEYES (Previous Game Starters)

Pos.	No.	Name	Ht.	Wt.	Yr.	Hometown	Statistical Summary
G	2	Joe Toussaint	6-0	190	Jr.	Bronx, New York	6.3 ppg, 1.4 rpg, 4.3 apg
G	3	Jordan Bohannon	6-1	175	RS-Sr.	Marion, Iowa	11.4 ppg, 0.9 rpg, 1.3 apg
F	22	Patrick McCaffery	6-9	200	RS-So.	Iowa City, Iowa	11.4 ppg, 2.4 rpg, 2.2 apg
F	15	Keegan Murray	6-8	225	So.	Cedar Rapids, Iowa	24.6 ppg, 8.9 rpg, 2.3 bpg
F	0	Filip Rebraca	6-9	230	Sr.	Sombor, Serbia	6.1 ppg, 7.0 rpg, 0.7 bpg

Head Coach: Fran McCaffery (Penn, 1979); 12th Season at Iowa (223-152); 24th Season Overall (474-329)

### BIG TEN OPENER STORYLINES

- Friday will mark the second straight season that Iowa will play its Big Ten opener against the Boilermakers. The Hawkeyes won last year's opener (70-55) in Iowa City.
- Friday will feature the top two scoring teams in the country; Iowa ranks first (94.0), while Purdue is second (92.4).
- The Hawkeyes are 6-9 all-time against teams ranked No. 2 in the Associated Press Poll. Iowa's last victory over a second-ranked team was on Dec. 15, 2001, when No. 15 Iowa won at No. 2 Missouri (83-65). The last time an unranked Iowa team upset a No. 2 team was March 10, 1991, over No. 2 Ohio State (80-69).
- The last time Iowa started a season 7-0 was the 2013-14 season. The last time a Hawkeye team started a season 8-0 was the 2000-01 season.
- Iowa has limited its turnovers in each of the first seven games. The Hawkeyes rank fourth in the country in turnovers per game (8.3). Iowa also ranks first in the nation in assist-to-turnover ratio (2.3).
- Jordan Bohannon sank his 375th career 3-pointer on Nov. 18, to surpass Ohio State's Jon Diebler (2008-11) to become the Big Ten's all-time 3-point leader.
- Sophomore forward Keegan Murray is one of three Big Ten players since the 2002-03 season with six consecutive 20-point games to start the season.
- Keegan Murray ranks first in the country in points per game (24.6), 49th in rebounds per game (8.9), and 46th in free throw percentage (.857).
- Iowa has been making the most of its trips to the foul line through seven games. The Hawkeyes are shooting 81 percent from the foul line, making 124-of-153 attempts. Iowa is second in the Big Ten and fifth nationally in free throw accuracy.
- Fran McCaffery has coached a first-team All-Big Ten honoree six of the last eight years. He has guided Iowa to 20+ wins seven of the last nine seasons and fifth place or better finishes in the Big Ten five of the last seven years.
- Iowa is the only Division I program with two sets of brothers on the 2021-22 roster, with one being identical twins. Connor and Patrick McCaffery are two years apart, while Keegan and Kris Murray are identical twins. The Murray twins are one of four twins on Division I rosters this season (Arizona State, San Diego State, and SIUE).
- Jordan Bohannon is back for his sixth season. He is Iowa's career leader in assists (648), free throw percentage (.890), games played (150), and 3-pointers (385). He ranks sixth in career scoring (1,713), surpassing B.J. Armstrong last game.
- Fran McCaffery has guided Iowa to 20 wins or more in seven of the last nine seasons. He has led Iowa to Big Ten upper division finishes eight of the last nine years. Iowa, Michigan State, and Wisconsin have each recorded a Big Ten-best eight first division finishes since 2013.

### 2021-22 SCHEDULE/RESULTS

Date	Opponent (TV)	Time
Nov. 9	Longwood	W, 106-73
Nov. 12	Kansas City	W, 89-57
Nov. 16	N.C. Central	W, 86-69
Nov. 18	Alabama State	W, 108-82
Nov. 22	Western Michigan	W, 109-61
Nov. 26	Portland State	W, 85-51
Nov. 29	at Virginia %	W, 75-74
<b>Dec. 3</b>	<b>at #2 Purdue (B1G Network)</b>	<b>8:03 p.m.</b>
Dec. 6	Illinois (FS1)	6 p.m.
Dec. 9	at Iowa State + (ESPN2)	8 p.m.
Dec. 18	vs. Utah State ^ (B1G Network)	8 p.m.
Dec. 21	Southeastern Louisiana (B1G+)	7 p.m.
Dec. 29	Western Illinois (B1G+)	7 p.m.
Jan. 3	Maryland (B1G Network)	8 p.m.
Jan. 6	at Wisconsin (FS1)	8 p.m.
Jan. 13	Indiana (FS1)	8 p.m.
Jan. 16	at Minnesota (B1G Network)	TBD
Jan. 19	at Rutgers (B1G Network)	7:30 p.m.
Jan. 22	Penn State (B1G Network)	TBD
Jan. 27	Purdue (FS1)	8 p.m.
Jan. 31	at Penn State (B1G Network)	6 p.m.
Feb. 3	at Ohio State (FS1)	7 p.m.
Feb. 6	Minnesota (B1G Network)	3:30 p.m.
Feb. 10	at Maryland (ESPN2)	6 p.m.
Feb. 13	Nebraska (FS1)	2 p.m.
Feb. 17	Michigan (ESPN/2)	6 p.m.
Feb. 22	Michigan State (ESPN/2)	6 p.m.
Feb. 25	at Nebraska (FS1)	8 p.m.
Feb. 28	Northwestern (B1G Network)	8 p.m.
March 3	at Michigan (FS1)	8 p.m.
March 6	at Illinois (FS1)	6:30 p.m.
March 9-13	at Big Ten Tournament *	

all times listed are central

^ -- played at Sioux Falls, South Dakota

% -- Big Ten/ACC Men's Basketball Challenge

+ -- Iowa Corn Cy-Hawk Series

\* -- Big Ten Tournament - Indianapolis

### PRONUNCIATION GUIDE

Luc Laketa	LUKE Luh-KET-uh
Josh Ogundele	Oh-GOON-duh-lay
Filip Rebraca	Reh-BRAH-chuh
Kirk Speraw	SPEAR-awe
Joe Toussaint	two-SAHNT
Ahron Ulis	YOU-liss

### MULTIMEDIA GAME INFORMATION

#### TELEVISION

- **BIG TEN NETWORK**

#### MOBILE APPS/ONLINE

- FOX SPORTS APP
- Brandon Gaudin (PxP)
- Robbie Hummel (analyst)
- Andy Katz (reporter)

#### RADIO

- **Hawkeye Radio Network**
- **XM 383 / SIRIUS 83**
- Gary Dolphin (PxP)
- Bob Hansen (analyst)

#### LIVE STATISTICS

- **StatBroadcast**
- hawkeyesports.com



## INSIDE THE NUMBERS

	IOWA	PUR
Scoring Average	94.0	92.4
Scoring Defense	66.7	64.1
Scoring Margin	+27.3	+28.3
FG%	.504	.545
FG% Defense	.416	.384
FT%	.810	.763
3-PT FG%	.396	.442
3-PT FG% Defense	.311	.302
Rebound Margin	+7.3	+16.0
Assists Per Game	18.9	19.7
Turnovers Per Game	8.3	12.4
Steals Per Game	8.1	5.9
Blocks Per Game	4.6	4.1

## MISCELLANEOUS STATS

### Double-Figure Scoring Games...

Player	16-18	18-19	19-20	20-21	21-22	Career
Jordan Bohannon	39	20	4	15	4	82
Keegan Murray	---	---	---	8	7	15
Joe Toussaint	---	---	8	2	2	12
Connor McCaffery	---	3	6	2	---	11
Patrick McCaffery	---	---	---	6	4	10
Kris Murray	---	---	---	---	4	4
Tony Perkins	---	---	---	---	3	3
Payton Sandfort	---	---	---	---	2	2
Ahron Ulis	---	---	---	---	1	1

### 20-Point Scoring Games...

Player	16-18	18-19	19-20	20-21	21-22	Career
Jordan Bohannon	13	3	1	4	1	22
Keegan Murray	---	---	---	---	6	6
Payton Sandfort	---	---	---	---	1	1

### Double-Figure Rebounding Games...

Player	16-18	18-19	19-20	20-21	21-22	Career
Filip Rebraca	---	3	14	5	1	23
Keegan Murray	---	---	---	1	1	2
Connor McCaffery	---	---	1	---	---	1

### Double-Doubles...

Player	16-18	18-19	19-20	20-21	21-22	Career
Filip Rebraca	---	1	12	5	---	18
Jordan Bohannon	6	---	---	1	---	7
Keegan Murray	---	---	---	---	1	1
Joe Toussaint	---	---	---	---	1	1

### 4+ Three-Pointer Games...

Player	16-18	18-19	19-20	20-21	21-22	Career
Jordan Bohannon	22	7	2	7	3	41
Payton Sandfort	---	---	---	---	2	2
Connor McCaffery	---	---	---	1	---	1

### 5+ Assists Games...

Player	16-18	18-19	19-20	20-21	21-22	Career
Jordan Bohannon	42	11	1	15	---	69
Connor McCaffery	---	9	8	10	1	28
Joe Toussaint	---	---	4	3	2	9
Ahron Ulis	---	---	---	---	2	2

### 3+ Steals Games...

Player	16-18	18-19	19-20	20-21	21-22	Career
Connor McCaffery	---	1	5	1	---	7
Joe Toussaint	---	---	1	3	2	6
Jordan Bohannon	3	1	---	---	1	5
Keegan Murray	---	---	---	2	1	3
Tony Perkins	---	---	---	---	2	2

### 3+ Blocks Games...

Player	16-18	18-19	19-20	20-21	21-22	Career
Keegan Murray	---	---	---	6	3	9

## UI CAREER BIG COACHING WINS

1.	125	Tom Davis	1986-99
2.	103	Fran McCaffery	2010-

## UI CAREER COACHING WINS

1.	269	Tom Davis	1986-99
2.	223	Fran McCaffery	2010-

## UI ATHLETIC COMMUNICATIONS

S300 Carver-Hawkeye Arena, Iowa City, IA 52242  
[hawkeyesports.com](http://hawkeyesports.com) • [hawkeyebasketball.com](http://hawkeyebasketball.com)

### MBB CONTACT: MATTHEW WEITZEL

office: 319-335-6590 • cell: 319-430-8176

email: [matthew-weitzel@hawkeyesports.com](mailto:matthew-weitzel@hawkeyesports.com)

Twitter: @BigWeitz

## MARGIN OF VICTORY/DEFEAT

Points	1	2	3	4	5	6	7	8	9	10+	15+	20+
Wins	1	0	0	0	0	0	0	0	0	0	1	5
Losses	0	0	0	0	0	0	0	0	0	0	0	0

## THE SETTING

Iowa (7-0, 0-0) will remain on the road to face second-ranked Purdue (7-0, 0-0) in West Lafayette, Indiana, on Friday in both team's Big Ten opener. Tipoff is scheduled for 8:03 p.m. (CT) at Mackey Arena. The game is sold out.

Iowa and Purdue are two of 18 teams undefeated in the country.

## ON THE AIR

**Radio:** Iowa games are broadcast on the Hawkeye Radio Network. Gary Dolphin handles the play-by-play, along with color commentator Bob Hansen. The network includes more than 40 stations that blanket the state of Iowa and include portions of Illinois, Nebraska, Minnesota, Missouri and Wisconsin. The Hawkeye Radio Network coverage includes a 60-minute pregame show.

**TV:** Friday's Big Ten opener will be televised nationally on Big Ten Network. Brandon Gaudin, Robbie Hummel, and Andy Katz will call the action.

## IOWA WINS AT VIRGINIA IN BIG TEN/ACC CHALLENGE

Iowa led by as many as 21 points but needed a Joe Toussaint pull-up jumper with eight seconds remaining to lift the Hawkeyes to a 75-74 triumph at Virginia on Tuesday night.

- Junior point guard Joe Toussaint scored his 10th point of the game on a pull-up jumper with eight seconds remaining to reclaim the lead. Patrick McCaffery blocked Kadin Shedrick's game-winning put-back attempt at the buzzer to preserve the victory.
- The Hawkeyes have won seven of their last nine, including four straight, Big Ten/ACC Challenge games.
- Jordan Bohannon led all scorers with a season-high 20 points. He equaled a season-best with six 3-pointers. Bohannon sank his first four 3-point field goals of the first half.
- Keegan Murray finished with 18 points and a game-best nine rebounds.
- Iowa scored 44 first-half points, the most points Virginia has allowed in the first half at home in 13 years under head coach Tony Bennett.
- Virginia has allowed 75+ points at home only six times under Tony Bennett. Iowa has accounted for two of those six (75 on Monday and 75 in 2013).
- Iowa committed a season-low four turnovers, tying the third fewest total in a single-game in the Fran McCaffery era and fourth lowest total in any Big Ten/ACC Challenge game. The four turnovers are the fewest by a Hawkeye team since three turnovers versus Temple on March 18, 2016, in the NCAA Tournament.
- Iowa made 10 3-pointers, marking the fourth time this season and third time in four contests that the Hawkeyes made 10 or more triples in a game.
- The Hawkeyes had a 15-0 scoring run in the first half. Iowa has had scoring runs of 10-0 or more a combined 10 times in seven games.
- Iowa improved to 3-1 all-time against Virginia and 2-0 in games played in Charlottesville.

## 2021-22 IOWA HAWKEYES ROSTER

No.	Name	Pos.	Ht.	Wt.	Yr.	Hometown (Last School)
0	Filip Rebraca	F	6-9	230	Sr.	Sombor, Serbia (University of North Dakota)
2	Joe Toussaint	G	6-0	190	Jr.	Bronx, N.Y. (Cardinal Hayes)
3	Jordan Bohannon	G	6-1	175	Sr. <sup>^</sup>	Marion, Iowa (Linn-Mar)
4	Ahron Ulis	G	6-3	195	So.	Chicago, Ill. (Marion Catholic)
11	Tony Perkins	G	6-4	205	So.	Indianapolis, Ind. (Lawrence North)
13	Austin Ash	G	6-3	180	Sr. <sup>^</sup>	Cedar Rapids, Iowa (Mount Vernon)
14	Carter Kingsbury	G	6-4	225	Fr.	Ponca, Neb. (Brewster Academy)
15	Keegan Murray	F	6-8	225	So.	Cedar Rapids, Iowa (Prairie/DME Academy)
20	Payton Sandfort	F	6-7	215	Fr.	Waukegan, Iowa (Waukegan)
22	Patrick McCaffery	F	6-9	200	So. <sup>^</sup>	Iowa City, Iowa (West)
23	Josh Ogundele	C	6-11	265	So.	London, England (Worcester Academy)
24	Kris Murray	F	6-8	225	So.	Cedar Rapids, Iowa (Prairie/DME Academy)
25	Luc Laketa	G	6-5	180	Fr.	Concord, Mich. (Winchendon School)
30	Connor McCaffery	G/F	6-5	220	Sr. <sup>^</sup>	Iowa City, Iowa (West)
44	Riley Mulvey	C	6-11	245	Fr.	Rotterdam, N.Y. (St. Thomas More)

Head Coach: Fran McCaffery

Assistant Coaches: Kirk Speraw, Sherman Dillard, Billy Taylor



## HEAD COACH FRAN McCAFFERY

Fran McCaffery, who recently signed a contract extension through the 2028 season, is in his 12th season as the head basketball coach at the University of Iowa and his 26th year overall as a college head coach. McCaffery has reached the 20-win plateau 10 of the last 14 seasons.

McCaffery spent five seasons (2005-10) as the head coach at Siena, six years at UNC-Greensboro (1999-2005) and three seasons at Lehigh (1985-88) before joining the Hawkeyes.

McCaffery has nearly four decades of Division I coaching experience. He is in his 40th season as a collegiate coach, which includes 26 years as a head coach and 14 as an assistant. McCaffery is one of 14 coaches to lead at least four different Division I teams to the NCAA Tournament.

McCaffery, 61, holds a career mark of 474-329 (.590) and guided his teams to 14 postseason appearances (10 NCAA & four NIT). Iowa likely would have competed in another NCAA Tournament in 2020, if not for the NCAA canceling the postseason due to COVID-19. He is 223-152 (.595) at Iowa; the second winningest coach in program history. McCaffery led Iowa to wins in four of the last six NCAA Tournaments (2015, 2016, 2019, and 2021).

Since taking over the Iowa program in 2010, Iowa has earned eight postseason tournament berths (5 NCAA, 3 NIT). McCaffery coached Iowa to 25 victories in 2013, equaling the second-most win total in program history. McCaffery has guided five players to first team All-Big Ten status six of the last eight years, including the 2020 & 2021 National and Big Ten Player of the Year, Luka Garza.

McCaffery has posted upper division finishes in eight of the last nine seasons at Iowa and 20 of 25 seasons as a head coach. He has posted 20 wins or more 10 of the last 14 seasons, including seven of the last nine years at Iowa (2013, 2014, 2015, 2016, 2019, 2020, and 2021). Iowa's 205 victories between 2013-21 are the most over a 10-year span at Iowa since 1987-96 (207).

McCaffery and the Hawkeyes boast a 138-37 (.789) home record the last 10 seasons, which includes a school-record 18 wins in 2014 and 13 consecutive victories in 2019-20. Iowa has won 14 games in Carver-Hawkeye Arena each of the last three seasons (2019, 2020, 2021).

McCaffery's five years at Siena were the best in its 70-year history. He led the Saints on an incredible run that ended with three straight Metro Atlantic Athletic Conference championships and NCAA Tournament appearances.

McCaffery's Saints owned a 112-51 (.687) record in his five years with the program. He guided the Saints to four consecutive 20-win seasons. McCaffery's achievements earned the head coach Siena Hall of Fame recognition in 2017.

The 2009 MAAC Coach of the Year and 2010 District I Coach of the Year is the third winningest coach, by percentage, in league history (.687). He is the only coach to guide a MAAC program to two NCAA Tournament wins. McCaffery led his 2008 and 2009 teams to first round NCAA Tournament victories over Vanderbilt and Ohio State, respectively.

In his final two seasons at Siena, he coached the Saints to back-to-back 27-win campaigns and boasted a combined 39-3 (.929) record against MAAC opponents, which included MAAC Tournament contests.

McCaffery began his coaching career as an assistant at Penn (1982-83) and Lehigh (1983-85). After three seasons as head coach at Lehigh, he spent 11 seasons as an assistant at Notre Dame (1988-99).

McCaffery played basketball at Wake Forest his freshman year (1977-78) and concluded his playing career at Penn his final three seasons (1979-82).

He earned his B.S. degree in Economics from The Wharton School (Penn) in 1982. McCaffery also earned a Master of Education from Lehigh in 1985.



### COACHING HONORS

NABC District I Coach of the Year, 2009-10  
MAAC Coach of the Year, 2008-09

### HEAD COACHING EXPERIENCE

Lehigh (1985-88): .....49-39 (.557); 8-6 (.571) League  
UNC-Greensboro (1999-05).....90-87 (.508); 49-47 (.510) League  
Siena (2005-10) .....112-51 (.687); 68-22 (.756) League  
Iowa (2010-present): .....223-152 (.595); 103-102 (.502) League

## THE McCAFFERY FILE

**Born:** May 23, 1959  
**Hometown:** Philadelphia, Pennsylvania  
**High School:** LaSalle, 1977  
**College:** B.S. in Economics, The Wharton School (Penn), 1982  
Master of Education, Lehigh, 1985  
**Family:** Wife, Margaret  
Sons, Connor, Patrick and Jonathan Francis  
Daughter, Marit Katherine  
Brother, Jack (sportswriter in Philadelphia area)

### Coaching Honors

MAAC Coach of the Year, 2009  
NABC District I Coach of the Year, 2009-10

### Coaching History (39 years)

1983 Assistant Coach, Penn  
1984-85 Assistant Coach, Lehigh  
1985-88 Head Coach, Lehigh  
1988-99 Assistant Coach, Notre Dame  
1999-05 Head Coach, UNC-Greensboro  
2005-10 Head Coach, Siena  
2010-present Head Coach, University of Iowa

### Coaching Chart

Overall (25 seasons): 474-329 (.590)  
At Iowa (12 seasons): 223-152 (.595)  
At Siena (five seasons): 112-51 (.688)  
At UNCG (six seasons): 90-87 (.508)  
At Lehigh (three seasons): 49-40 (.551)  
NCAA Tournament (10 appearances\*): 6-9  
NIT (four appearances): 6-4

*\*McCaffery is the first coach to bring three different programs from one-bid leagues to the NCAA Tournament (conferences that sent just one team the year his program advanced).*

### McCaffery in Postseason Play

1988 NCAA Tournament -- Lehigh  
1989 NCAA Tournament -- Notre Dame  
1990 NCAA Tournament -- Notre Dame  
1992 NIT -- Notre Dame  
1997 NIT -- Notre Dame  
2001 NCAA Tournament -- UNC-Greensboro  
2002 NIT -- UNC-Greensboro  
2008 NCAA Tournament -- Siena  
2009 NCAA Tournament -- Siena  
2010 NCAA Tournament -- Siena  
2012 NIT -- Iowa  
2013 NIT -- Iowa  
2014 NCAA Tournament -- Iowa  
2015 NCAA Tournament -- Iowa  
2016 NCAA Tournament -- Iowa  
2017 NIT -- Iowa  
2019 NCAA Tournament -- Iowa  
2020 NCAA Tournament postponed (COVID-19)  
2021 NCAA Tournament -- Iowa

### Playing Experience

Wake Forest, 1977-78  
Penn, 1979-82

## Big Ten Standings/Schedule

Team	Big Ten	Pct.	Overall	Pct.
IOWA	0-0	.000	7-0	1.000
Purdue	0-0	.000	7-0	1.000
Minnesota	0-0	.000	6-0	1.000
Indiana	0-0	.000	6-1	.857
Wisconsin	0-0	.000	5-1	.833
Illinois	0-0	.000	5-2	.714
Maryland	0-0	.000	5-2	.714
Michigan State	0-0	.000	5-2	.714
Nebraska	0-0	.000	5-2	.714
Northwestern	0-0	.000	5-2	.714
Ohio State	0-0	.000	5-2	.714
Michigan	0-0	.000	4-2	.667
Penn State	0-0	.000	4-2	.667
Rutgers	0-0	.000	4-3	.571

### Wednesday, Nov. 30

Virginia Tech at Maryland, 6:15 p.m.  
 Louisville at Michigan State, 6:15 p.m.  
 Nebraska at N.C. State, 6:15 p.m.  
 Wisconsin at Georgia Tech, 8:15 p.m.  
 Michigan at North Carolina, 8:15 p.m.  
 Miami at Penn State, 8:15 p.m.

### Friday, Dec. 3

Rutgers at Illinois, 6 p.m.  
**IOWA at Purdue, 8 p.m.**

### Saturday, Dec. 4

Nebraska at Indiana, 11 a.m.  
 Marquette at Wisconsin, 11:30 a.m.  
 San Diego State at Michigan, Noon  
 Toledo at Michigan State, 4 p.m.

All times are central

## National Rankings

### AP Poll

Nov. 29

- Duke
- Purdue
- Gonzaga
- Baylor
- UCLA
- Villanova
- Texas
- Kansas
- Kentucky
- Arkansas
- Arizona
- BYU
- Tennessee
- Florida
- Houston
- Alabama
- Connecticut
- Memphis
- Iowa State
- USC
- Auburn
- Michigan State
- Wisconsin
- Michigan
- Seton Hall

### USA Today Poll

Nov. 29

- Duke
- Purdue
- Gonzaga
- Baylor
- UCLA
- Villanova
- Kansas
- Texas
- Arkansas
- Kentucky
- Arizona
- Florida
- BYU
- Houston
- Tennessee
- Alabama
- Connecticut
- USC
- Memphis
- Auburn
- Wisconsin
- Michigan State
- Iowa State
- Michigan
- St. Bonaventure

## 2021-22 IOWA CAPTAINS

Iowa captains are Jordan Bohannon and Connor McCaffery.

### ALL-TIME SERIES RECORDS

Purdue holds a 92-77 advantage in the series. The Boilermakers have won four of the last five in the series. Iowa snapped Purdue's four-game win streak over the Hawkeyes with a victory in the only meeting last season in Iowa City.

The Boilermakers hold a 61-22 advantage in games played in West Lafayette. Purdue has won 10 of the last 11 games over the Hawkeyes inside Mackey Arena. Iowa's last victory at Mackey Arena came on Jan. 2, 2016 (70-63).

### SCOUTING PURDUE

- Purdue has won all seven of its games by an average of 28.3 points. The Boilermakers are 5-0 at Mackey Arena, scoring 92+ points in all five home contests.
- Four Boilermakers average in double figures: Zach Edey (16.9), Jaden Ivey (15.4), Sasha Stefanovic (12.9), and Trevion Williams (12.3). Caleb Furst leads the squad in rebounding, averaging 7.4 rebounds per game.
- Purdue is the only Division I team over the last decade to score 80+ points on 50% FG shooting and 35% 3-point shooting over a seven game stretch in a single season. The Boilermakers have shot 39 percent or better from long distance in all seven games.
- Four Boilermakers have made 13 or more 3-pointers this season: Stefanovic (22), Brandon Newman (16), Isaiah Thompson (14), and Ivey (13).
- Purdue won its Big Ten/ACC Challenge contest over Florida State (93-65) Tuesday night in West Lafayette. The Boilermakers shot a blistering 59 percent (35-of-59) from the field and outrebounded the Seminoles by 11 (36-25). Ivey paced the Boilermakers with 18 points, bolstered by shooting 4-of-6 from long distance.
- Purdue ranks second in the country in 3-point accuracy (.442), scoring offense (92.4), and field goal percentage (.545); third in rebound margin (+16.0); sixth in assists per game (19.7); and eighth in fewest fouls per game (12.9). Individually, Edey ranks fifth nationally in field goal percentage (.738); Stefanovic is 31st in assist-to-turnover ratio (3.4) and 41st in 3-pointers per game (3.1).
- Matt Painter is in his 17th season as head coach at Purdue (362-184, .663). Painter has guided the Boilermakers to 12 NCAA Tournaments.

### LAST MEETING VERSUS PURDUE

Luka Garza and Joe Wieskamp combined for 39 points and 18 rebounds to lead Iowa to a 70-55 conference-opening win over Purdue on Dec. 22, in Iowa City.

- Garza netted a game-high 22 points, while Wieskamp contributed 17 points.
- Iowa recorded its first win in a conference opener in five seasons. The last time Iowa won its conference opener was on Dec. 29, 2015, against top-ranked Michigan State (83-70) in Iowa City.
- Iowa shared the basketball, assisting on 21 of its 24 field goals.
- Purdue entered the game as one of the Big Ten's leading rebounding teams, averaging 9.8 more rebounds per game. Iowa won the rebounding battle, 37-35.
- The Hawkeyes outscored the Boilermakers, 10-1, at the free throw line.
- Iowa has won 10 straight games on Dec. 22, dating back to 2005.
- Trevion Williams (14 points) and Brandon Newman (11 points) paced the Boilermakers.

### VALUING THE BASKETBALL

Iowa ranked first in the nation in assist-to-turnover ratio (2.02) last season. The Hawkeyes had two players ranked high nationally in assist-to-turnover ratio. Connor McCaffery was fourth in the country with a 3.73 ratio (112 assists; 30 turnovers), while Jordan Bohannon was 13th with a 3.07 ratio (135 assists; 44 turnovers).

McCaffery has continued his mastery of limiting turnovers in 2021-22 with 20 assists and only two turnovers through seven games. His 10.0 assist-to-turnover ratio ranks first in the Big Ten and second in the country. Joe Toussaint's 3.75 ratio is third in the league and 25th nationally.

In Iowa's last outing at Virginia, the Hawkeyes committed a season-low four turnovers, tying the third fewest total in a single-game in the Fran McCaffery era. The four turnovers are the fewest by a Hawkeye team since three versus Temple on March 18, 2016, in the NCAA Tournament.



### **TWICE AS NICE**

Sophomores Keegan and Kris Murray rank 1-2 in team scoring. Keegan averages 24.6 points, while Kris averages 11.7 points. Keegan also ranks first on the squad in rebounds per game (8.9), blocks per game (2.3), and free throws made (36), while Kris ranks third on the squad in rebounds per contest (6.0), and first in 3-point accuracy (.611, 11-of-18).

The Murray's combined for a season-high 43 points, eight rebounds, six assists, and one block against Alabama State on Nov. 18.

### **JORDAN BOHANNON HOLDS 4 IOWA ALL-TIME RECORDS**

Jordan Bohannon, competing in his sixth season, is the program's career leader in four statistical categories: assists (648), 3-pointers made (385), games played (150), and free throw percentage (.890, 299-336). His 385 triples are the most in Big Ten history and 123 more than any other Hawkeye.

He is eight games played from becoming the NCAA all-time leader (157 by Ohio State's David Lighty, 2007-11).

He ranks sixth in career scoring (1,713), surpassing B.J. Armstrong last game. Bohannon is 56 points from surpassing Greg Stokes (1,768) for fifth.

Bohannon, an honorable mention all-conference honoree in 2021, is one of 30 Division I players over the last 25 years to make 75+ 3-pointers in four seasons.

Bohannon ranked first in the league in 3-point accuracy (.394) and second in 3-pointers made per game (2.58) in 2021. He was second in the conference in assist-to-turnover ratio (3.07) and fourth in assists per contest (4.4).

Bohannon's 80 3-pointers in 2021 are fourth most and his 135 assists are ninth most by a senior in program history.

Eighty percent of his made field goals last season were 3-pointers (80-of-100). He is one of only three Division I players since the 1992-93 season to amass more than 625 assists and 360 3-pointers.

Bohannon is one of only three Hawkeyes to post four 100-assist seasons (Jeff Horner, Dean Oliver).

He has accumulated seven points-assists double-doubles, the most in school history. Bohannon registered a school-record eight games with 10 or more assists.

### **TOUSSAINT RETURNS TO STARTING LINEUP**

Junior Joe Toussaint has been a good floor general so far this season. After starting 20 games in 2019, his role changed to coming off the bench last year with a roster filled with upperclassmen.

The native of Bronx, New York, scored the game-winning bucket with eight seconds remaining in Iowa's last outing at Virginia.

He was all over the floor in the opener versus Longwood tallying nine points, four assists, and four of Iowa's six steals. Against Alabama State, he totaled a career-high 11 assists and a season-high 11 points.

Toussaint ranks third in the Big Ten in assists per game (4.3) and third in assist-to-turnover ratio (3.75). He has already matched his 3-point field goals made mark from a year ago through seven games this season (3).

### **KEEGAN MURRAY TABBED BIG TEN CO-PLAYER OF THE WEEK**

Sophomore Keegan Murray was named the Big Ten Co-Player of the Week on Nov. 22. He shared the honor with Purdue forward Trevion Williams.

Murray averaged 26.5 points, 13.5 rebounds, 3.0 assists and 2.5 blocks in a pair of convincing victories. The native of Cedar Rapids, Iowa, was a combined 19-of-35 (.543) from the field and 13-of-15 (.867) from the foul line.

Murray had a historic stat line against N.C. Central on Nov. 16. The forward totaled 27 points, 21 rebounds, and four blocks against the Eagles. He became the fourth Hawkeye over the last five decades, and first since 1977, to score 20+ points and grab 20+ rebounds in a game.

Against Alabama State on Nov. 18, Murray amassed 26 points, six rebounds, and a career-high four assists. Murray sank two of Iowa's school-record 20 3-pointers in a 26-point win.

### **SPOTLIGHTING KEEGAN MURRAY'S DOMINATING EFFORT**

Keegan Murray posted 27 points, 21 rebounds, four blocks, and two assists in Iowa's win over North Carolina Central on Nov. 16. He accomplished something that has not been done in over four decades by a Hawkeye.

Murray is the first Hawkeye to total 25+ points and 20+ rebounds in a game since Bruce King in 1977. King had 31 points and 21 rebounds vs. Ohio State in 1977.

Murray is one of four players over the last five decades to post a 20-20 game: Kevin Kunnert (24-23) vs. Illinois in 1972; Fred Haberecht (29-20) vs. Wisconsin in 1975; Bruce King (42-20) vs. Pittsburgh in 1976; Bruce King (31-21) vs. Ohio State in 1977.

The last Big Ten player to have a 20-20 performance was Purdue's Trevion Williams at Michigan on Jan. 9, 2020 (36-20).

Murray is the first Hawkeye since Greg Brunner in 2006 to grab 20+ rebounds in a game; Brunner had 23 against Minnesota on Jan. 18, 2006.

Murray is the first major conference player with 27+ points, 21+ rebounds, and 4+ blocks since Kansas State's Michael Beasley versus Sacramento State on Nov. 9, 2007.

### **IOWA VS. RANKED TEAMS**

Iowa was 8-5 versus ranked teams in 2020-21. The eight victories tied Illinois and Kansas for third most by any team in the country during the 2020-21 season (Baylor, 11; Oklahoma State, 9). Additionally, the eight wins are the most by a Hawkeye team since 2006 (8).

The Hawkeyes won 15 games over ranked foes the previous two seasons, the most in the country.

Iowa won seven contests against ranked opponents in 2019-20, the most by any team nationally.

Below are Iowa's most recent victories over nationally-ranked opponents:

<b>At Home:</b>	77-73 over 25th-ranked Wisconsin, 3/4/21 79-66 over 25th-ranked Rutgers, 2/10/21 86-71 over 16th-ranked Minnesota, 1/10/21 87-72 over 19th-ranked Northwestern, 12/29/20 93-80 over 16th-ranked North Carolina, 12/8/20
<b>On the Road:</b>	73-57 over 4th-ranked Ohio State, 2/28/21 77-62 over 21st-ranked Wisconsin, 2/18/21 77-75 over 14th-ranked Rutgers, 1/2/21 59-57 over 21st-ranked Wisconsin, 3/2/17
<b>Neutral Court:</b>	72-61 over 12th-ranked Texas Tech, 11/28/19 79-72 over 22nd-ranked Cincinnati, 3/22/19 77-69 over 13th-ranked Oregon, 11/15/18



## IOWA SIGNS 2 PREP STANDOUTS

### JOSH DIX // G, 6-5, 190 // Council Bluffs, Iowa (Council Bluffs High School)

- Three-year team captain
- Two-time first-team all-conference selection and City Player of the Year
- Third team all-state as a sophomore and first-team all-state as a junior
- Shot 50 percent or better from the field his first three seasons of prep basketball
- Averaged a team-best 19.4 points, 7.2 rebounds, 4.3 assists as a junior
- Shot at 54 percent from the field, 38 percent from 3-point range, and 73 percent from the foul line as a junior
- Surpassed 1,000 career points last season
- Averaged 17.5 points, 5.1 rebounds as a sophomore and 10.2 points per contest as a freshman
- Three-time academic all-conference honoree

### FRAN McCAFFERY ON JOSH DIX

"Josh is incredibly versatile. He can play multiple positions. He has a great frame. Josh is good with the ball in his hands finding people and getting to the rim. He's physical defensively and is an excellent rebounder for his position. Josh is a winning player. We are really excited about him."

### DASONTE BOWEN // G, 6-3, 165 // Boston, Massachusetts (Brewster Academy)

- Ranked No. 91 in the ESPN Top 100 for the Class of 2022
- Averaged 15.2 points, 3.6 rebounds, 2.6 assists, and 1.4 steals while shooting 52.7 percent from the field, 47.4 percent from 3-point range, and 90 percent from the foul line this past summer playing EYBL
- Netted 37 points and seven assists in a game as a sophomore at Worcester Academy
- All-NEPSAC first team honoree as a sophomore
- Played with Hawkeye sophomore Josh Ogundele at Worcester Academy in 2020

### FRAN McCAFFERY ON DASONTE BOWEN

"Dasonte is creative and fearless on the basketball court. He has incredible vision and makes plays. Dasonte can step back and hit the three, but he is constantly attacking the defense. He can rebound and score a variety of ways. He is an incredibly unselfish player. We are excited to welcome him to the Hawkeye family."

## IOWA HISTORY

Iowa has played 2,879 games since beginning basketball in 1902. Iowa's overall record is 1,699-1,180 (.590). Iowa's 1,699 wins are 36th most among Division I programs. That includes a 1,088-374 (.744) record in home games, a 611-806 (.431) record in contests away from Iowa City, a 802-805 (.499) mark in Big Ten games and a 492-148 (.768) record in Carver-Hawkeye Arena.

## McCAFFERY CLIMBING WINS CHART

Fran McCaffery and the Hawkeyes have reached 20 wins seven of the last nine seasons. McCaffery and Tom Davis (10) are the only Iowa coaches to win 20 or more games in at least seven seasons.

Among Iowa's head basketball coaches, McCaffery ranks second in tournament appearances behind Davis (9). Davis is Iowa's all-time winningest coach, while McCaffery is second.

## RECENT GRADUATES PLAYING PROFESSIONAL BASKETBALL

A number of recent Iowa basketball graduates are playing professionally: Joe Wieskamp (NBA San Antonio Spurs), Luka Garza (NBA Detroit Pistons), Jarrod Uthoff (Japan), Devyn Marble (Israel), Tyler Cook (NBA Chicago Bulls), Anthony Clemmons (Italy), Gabriel Olaseni (Turkey), Ryan Kriener (Matsuyama), Bakari Evelyn (Germany), Peter Jok (France), Melsahn Basabe (Puerto Rico), and Aaron White (Serbia).

## KEEGAN MURRAY TABBED PRESEASON ALL-BIG TEN

Sophomore forward Keegan Murray was named to the 2021-22 Big Ten Preseason Player of the Year.

It marks the third straight season that one or more Hawkeyes have been selected to the preseason list, voted upon by a selected panel of media. Joe Wieskamp was selected in 2019 and 2020, while Luka Garza was tabbed the Big Ten Preseason Player of the Year in November 2020.

Murray is one of the league's top emerging players after being named to the five-player All-Big Ten Freshman Team a year ago. The Cedar Rapids, Iowa, native was one of only five players nationally -- and only bench player -- to amass 200 points, 35 blocks, 25 steals, and 15 3-pointers. He was the team's leading scorer (7.8) and rebounder (5.5) off the bench in conference play. Murray led team in blocks 12 times and steals five times. The 6-foot-8 forward was second on the team in steals (26) and ranked 11th in the Big Ten in blocked shots per game (1.26). His 39 blocks tie for fourth most by a freshman in program history.


Murray totaled 13 points, seven rebounds, four blocks, three assists, and a steal in Iowa's first-round victory over Grand Canyon to become the first Hawkeye ever to stuff the stat sheet with those numbers in an NCAA Tournament contest.

## HAWKEYE FASTBREAKS

- Keegan Murray and Kansas State's Michael Beasley (2007-08) are the only two players from a major conference to score 24+ points in each of their first five games of the season over the last 15 years.
- Iowa has won 14 home games each of the last three seasons. The Hawkeyes have averaged just over 13 home victories since Fran McCaffery's arrival in Iowa City in 2011.
- Iowa posted school single-game records in 3-pointers made (20) and attempted (44) against Alabama State on Nov. 18, besting the previous records of 19-of-43 against Savannah State on Dec. 22, 2018. Iowa's 20 3-pointers made equals the Carver-Hawkeye Arena record (20 by Purdue on Jan. 20, 2018).
- The Hawkeyes have topped the century mark in three of six games (Longwood, Alabama State, Western Michigan). The last time an Iowa team scored 100+ points in three of its first five games was the start of the 1997-98 season.
- Iowa is 115-26 when scoring 80 points or more, the last 12 seasons. The Hawkeyes are 87-2 when holding opponents to fewer than 61 points, the last 12 years.
- Iowa ranked first in the Big Ten in scoring offense for the third straight season; Iowa's 83.7 points per game average in 2021 is its highest since the 1988-89 season (89.6). The Hawkeyes have led the conference in scoring four of the last eight seasons.
- The Hawkeyes have won 10 or more Big Ten games six of the last seven seasons.
- Jordan Bohannon, Bob Hansen, Kevin Boyle, and Mark Gannon are the only Hawkeyes to win four games over the Cyclones.
- Iowa has won an NCAA Tournament game each of its last four tournament appearances.
- Iowa has qualified for five NCAA tournaments over the last seven completed seasons (2014-16, 2019, 2021) and eight postseason tournaments over the last nine completed seasons (5 NCAA; 3 NIT).
- Iowa earned a No. 2 seed in the 2021 NCAA Tournament, matching its highest seed ever in NCAA Tournament history (No. 2 seed in the 1987 Tournament).



## GAME 1: LONGWOOD VS. IOWA



### AUSTIN ASH

**#13 • Guard**  
**6-3 • 180 • RS-Senior**  
**Cedar Rapids, Iowa**  
**Mount Vernon HS**

#### SEASON HIGHS

POINTS..... 8 vs. PORTLAND STATE (11/26/21)  
 FGM..... 3 vs. PORTLAND STATE (11/26/21)  
 FGA..... 5, 2X, LAST vs. WESTERN MICHIGAN (11/22/21)  
 3-PT FGM..... 2 vs. PORTLAND STATE (11/26/21)  
 3-PT FGA..... 5 vs. ALABAMA STATE (11/18/21)  
 FTM..... 3, 2X, LAST vs. KANSAS CITY (11/12/21)  
 FTA..... 4, 2X, LAST vs. KANSAS CITY (11/12/21)  
 REB..... 2 vs. PORTLAND STATE (11/26/21)  
 AST..... 2, 2X, LAST vs. WESTERN MICHIGAN (11/22/21)  
 STL.....  
 BLK.....  
 MIN..... 13 vs. LONGWOOD (11/9/21)

#### CAREER HIGHS

POINTS..... 9 vs. SAVANNAH ST (12/22/18)  
 FGM..... 3, 2X, LAST vs. PORTLAND STATE (11/26/21)  
 FGA..... 9 vs. SAVANNAH ST (12/22/18)  
 3-PT FGM..... 3 vs. SAVANNAH ST (12/22/18)  
 3-PT FGA..... 8 vs. SAVANNAH ST (12/22/18)  
 FTM..... 3, 2X, LAST vs. KANSAS CITY (11/12/21)  
 FTA..... 4, 2X, LAST vs. KANSAS CITY (11/12/21)  
 REB..... 2, 3X, LAST vs. NEBRASKA (3/4/21)  
 AST..... 2, 3X, LAST vs. WESTERN MICHIGAN (11/22/21)  
 STL..... 2 AT INDIANA (2/13/20)  
 BLK.....  
 MIN..... 19 vs. SAVANNAH ST (12/22/18)

Opponent	Date	GS	MIN	Total		3-Pointers		Free throws		Rebounds				PF	A	TO	BLK	STL	PTS	AVG
				FG-FGA	PCT	3FG-3FGA	PCT	FT-FTA	PCT	OFF	DEF	TOT	AVG							
Longwood	11/09/2021		13:08	0-3	.000	0-3	.000	3-4	.750	0	0	0	0.0	2	2	1	0	0	3	3.0
Kansas City	11/12/2021		05:28	1-2	.500	0-1	.000	3-4	.750	0	0	0	0.0	1	1	2	0	0	5	4.0
N.C. Central	11/16/2021		00:50	0-0	.000	0-0	.000	0-0	.000	0	0	0	0.0	0	0	0	0	0	0	2.7
Alabama St.	11/18/2021		08:03	1-5	.200	1-5	.200	0-0	.000	0	0	0	0.0	1	1	0	0	0	3	2.8
Western Mich.	11/22/2021		07:59	2-5	.400	0-1	.000	0-0	.000	1	0	1	0.2	0	2	1	0	0	4	3.0
Portland St.	11/26/2021		05:18	3-3	1.000	2-2	1.000	0-0	.000	1	1	2	0.5	0	0	0	0	0	8	3.8
<b>Totals</b>		<b>0</b>	<b>40:46</b>	<b>7-18</b>	<b>.389</b>	<b>3-12</b>	<b>.250</b>	<b>6-8</b>	<b>.750</b>	<b>2</b>	<b>1</b>	<b>3</b>	<b>0.5</b>	<b>4</b>	<b>6</b>	<b>4</b>	<b>0</b>	<b>0</b>	<b>23</b>	<b>3.8</b>

#### CAREER STATISTICS

YEAR	G/GS	FG-A	PCT	3-PT	PCT	FT-A	PCT	REB	AVG	PF-FO	AST	TO	BLK	STL	PTS	AVG
Fresh.	9/0	5-18	.278	5-16	.313	0-1	.000	5	0.6	1-0	4	0	0	3	15	1.7
Soph.	8/0	3-12	.250	3-11	.273	3-4	.750	5	0.6	3-0	2	2	0	3	12	1.5
Junior	9/0	6-15	.400	3-8	.333	0-0	.000	4	0.4	1-0	2	0	0	1	15	1.7
Senior	6/0	7-18	.389	3-12	.250	6-8	.750	3	0.5	4-0	6	4	0	0	23	3.8
<b>TOTALS</b>	<b>32/0</b>	<b>21-63</b>	<b>.333</b>	<b>14-48</b>	<b>.292</b>	<b>9-13</b>	<b>.692</b>	<b>17</b>	<b>0.5</b>	<b>9-0</b>	<b>14</b>	<b>6</b>	<b>0</b>	<b>7</b>	<b>65</b>	<b>2.0</b>



### JORDAN BOHANNON

**#3 • Guard**  
**6-1 • 175 • Sixth Year**  
**Marion, Iowa**  
**Linn-Mar HS**

#### SEASON HIGHS

POINTS..... 20 AT VIRGINIA (11/29/21)  
 FGM..... 7 AT VIRGINIA (11/29/21)  
 FGA..... 12 AT VIRGINIA (11/29/21)  
 3-PT FGM..... 6, 2X, LAST AT VIRGINIA (11/29/21)  
 3-PT FGA..... 9, 2X, LAST AT VIRGINIA (11/29/21)  
 FTM..... 4 vs. N.C. CENTRAL (11/16/21)  
 FTA..... 4 vs. N.C. CENTRAL (11/16/21)  
 REB..... 2, 2X, LAST vs. N.C. CENTRAL (11/16/21)  
 AST..... 3 vs. WESTERN MICHIGAN (11/22/21)  
 STL..... 3 vs. WESTERN MICHIGAN (11/22/21)  
 BLK.....  
 MIN..... 31 AT VIRGINIA (11/29/21)

#### CAREER HIGHS

POINTS..... 30 vs. UAB (11/22/17)  
 FGM..... 10, 2X, LAST vs. NEBRASKA (1/6/19)  
 FGA..... 18 AT NOTRE DAME (11/29/16)  
 3-PT FGM..... 8, 2X, LAST vs. NEBRASKA (3/4/21)  
 3-PT FGA..... 16 vs. NORTH CAROLINA (12/8/20)  
 FTM..... 10, 2X, LAST vs. NEBRASKA (1/6/19)  
 FTA..... 10, 4X, LAST vs. NEBRASKA (1/7/19)  
 REB..... 7, 2X, LAST AT INDIANA (2/7/21)  
 AST..... 14 vs. MINNESOTA (1/10/21)  
 STL..... 6 vs. PITTSBURGH (11/27/18)  
 BLK..... 1, 2X, LAST AT MINNESOTA (2/8/17)  
 MIN..... 45 AT MINNESOTA (2/8/17)

Opponent	Date	GS	MIN	Total		3-Pointers		Free throws		Rebounds				PF	A	TO	BLK	STL	PTS	AVG
				FG-FGA	PCT	3FG-3FGA	PCT	FT-FTA	PCT	OFF	DEF	TOT	AVG							
Longwood	11/09/2021	*	17:02	6-8	.750	6-8	.750	0-0	.000	0	0	0	0.0	1	1	0	0	1	18	18.0
Kansas City	11/12/2021	*	24:12	4-8	.500	3-5	.600	2-2	1.000	0	2	2	1.0	2	1	0	0	0	13	15.5
N.C. Central	11/16/2021	*	24:41	1-10	.100	1-9	.111	4-4	1.000	0	2	2	1.3	0	1	0	0	0	7	12.7
Alabama St.	11/18/2021	*	21:47	4-8	.500	4-8	.500	0-0	.000	0	1	1	1.3	1	0	0	0	1	12	12.5
Western Mich.	11/22/2021	*	19:14	2-7	.286	1-5	.200	0-0	.000	0	0	0	1.0	1	3	1	0	3	5	11.0
Portland St.	11/26/2021	*	24:36	1-4	.250	0-3	.000	3-3	1.000	0	0	0	0.8	0	1	0	0	1	5	10.0
at Virginia	11/29/2021	*	30:42	7-12	.583	6-9	.667	0-0	.000	0	1	1	0.9	3	2	0	0	0	20	11.4
<b>Totals</b>		<b>7</b>	<b>162:14</b>	<b>25-57</b>	<b>.439</b>	<b>21-47</b>	<b>.447</b>	<b>9-9</b>	<b>1.000</b>	<b>0</b>	<b>6</b>	<b>6</b>	<b>0.9</b>	<b>8</b>	<b>9</b>	<b>1</b>	<b>0</b>	<b>6</b>	<b>80</b>	<b>11.4</b>

#### CAREER STATISTICS

YEAR	G/GS	FG-A	PCT	3-PT	PCT	FT-A	PCT	REB	AVG	PF-FO	AST	TO	BLK	STL	PTS	AVG
Fresh.	34/28	118-304	.388	89-214	.416	47-55	.855	76	2.2	55-0	175	76	2	29	372	10.9
Soph.	33/33	137-324	.423	96-223	.430	75-83	.904	74	2.2	59-0	178	68	0	22	445	13.5
Junior	35/35	112-294	.381	79-206	.383	102-117	.880	84	2.4	61-0	118	58	0	23	405	11.6
Senior	10/6	25-84	.298	20-61	.328	18-18	1.000	16	1.6	17-0	33	11	0	8	88	8.8
RS-Sen.	31/31	100-257	.389	80-205	.390	48-54	.889	96	3.1	35-0	135	44	0	16	328	10.6
Sixth Yr.	7/7	25-57	.439	21-47	.447	9-9	1.000	6	0.9	8-0	9	1	0	6	80	11.4
<b>TOTALS</b>	<b>150/140</b>	<b>517-1320</b>	<b>.392</b>	<b>385-956</b>	<b>.403</b>	<b>299-336</b>	<b>.890</b>	<b>352</b>	<b>2.3</b>	<b>235-0</b>	<b>648</b>	<b>258</b>	<b>2</b>	<b>104</b>	<b>1,718</b>	<b>11.5</b>



## GAME 1: LONGWOOD VS. IOWA



### LUC LAKETA

#25 • Guard  
6-5 • 180 • Freshman  
Concord, Michigan  
Hanover Horton HS

Opponent	Date	GS	MIN	Total		3-Pointers		Free throws		Rebounds				PF	A	TO	BLK	STL	PTS	AVG
				FG-FGA	PCT	3FG-3FGA	PCT	FT-FTA	PCT	OFF	DEF	TOT	AVG							
Longwood	11/09/2021		02:33	0-0	.000	0-0	.000	0-0	.000	0	0	0	0.0	0	0	0	0	0	0.0	
Kansas City	11/12/2021		04:45	0-1	.000	0-1	.000	0-0	.000	0	0	0	0.0	0	0	0	0	0.0		
Alabama St.	11/18/2021		02:17	1-1	1.000	1-1	1.000	0-0	.000	0	0	0	0.0	0	0	0	0	0.0		
Western Mich.	11/22/2021		06:06	1-1	1.000	1-1	1.000	0-0	.000	0	0	0	0.0	0	0	0	1	3	1.5	
Portland St.	11/26/2021		02:11	0-1	.000	0-0	.000	0-0	.000	1	0	1	0.2	0	0	0	0	0	1.2	
<b>Totals</b>		<b>0</b>	<b>17:52</b>	<b>2-4</b>	<b>.500</b>	<b>2-3</b>	<b>.667</b>	<b>0-0</b>	<b>.000</b>	<b>1</b>	<b>0</b>	<b>1</b>	<b>0.2</b>	<b>0</b>	<b>0</b>	<b>0</b>	<b>1</b>	<b>6</b>	<b>1.2</b>	

### SEASON HIGHS

POINTS.....3, 2X, LAST VS. WESTERN MICHIGAN (11/22/21)  
FGM.....1, 2X, LAST VS. WESTERN MICHIGAN (11/22/21)  
FGA.....1, 4X, LAST VS. PORTLAND STATE (11/26/21)  
3-PT FGM.....1, 2X, LAST VS. WESTERN MICHIGAN (11/22/21)  
3-PT FGA.....1, 3X, LAST VS. WESTERN MICHIGAN (11/22/21)  
FTM .....  
FTA.....  
REB ..... 1 VS. PORTLAND STATE (11/26/21)  
AST.....  
STL ..... 1 VS. WESTERN MICHIGAN (11/22/21)  
BLK.....  
MIN..... 6 VS. WESTERN MICHIGAN (11/22/21)

### CAREER HIGHS

POINTS.....3, 2X, LAST VS. WESTERN MICHIGAN (11/22/21)  
FGM.....1, 2X, LAST VS. WESTERN MICHIGAN (11/22/21)  
FGA.....1, 4X, LAST VS. PORTLAND STATE (11/26/21)  
3-PT FGM.....1, 2X, LAST VS. WESTERN MICHIGAN (11/22/21)  
3-PT FGA.....1, 3X, LAST VS. WESTERN MICHIGAN (11/22/21)  
FTM .....  
FTA.....  
REB ..... 1 VS. PORTLAND STATE (11/26/21)  
AST.....  
STL ..... 1 VS. WESTERN MICHIGAN (11/22/21)  
BLK.....  
MIN..... 6 VS. WESTERN MICHIGAN (11/22/21)

### CAREER STATISTICS

YEAR	G/GS	FG-A	PCT	3-PT	PCT	FT-A	PCT	REB	AVG	PF-FO	AST	TO	BLK	STL	PTS	AVG
Fresh.	5/0	2-4	.500	2-3	.667	0-0	.000	1	0.2	0-0	0	0	0	1	6	1.2



### CONNOR MCCAFFERY

#30 • Guard/Forward  
6-5 • 205 • RS-Senior  
Iowa City, Iowa  
West HS

Opponent	Date	GS	MIN	Total		3-Pointers		Free throws		Rebounds				PF	A	TO	BLK	STL	PTS	AVG
				FG-FGA	PCT	3FG-3FGA	PCT	FT-FTA	PCT	OFF	DEF	TOT	AVG							
Longwood	11/09/2021		13:55	1-1	1.000	1-1	1.000	0-0	.000	1	6	7	7.0	0	0	0	0	0	3	3.0
Kansas City	11/12/2021		13:03	0-1	.000	0-1	.000	0-0	.000	1	2	3	5.0	1	3	0	0	0	0	1.5
N.C. Central	11/16/2021		21:08	0-1	.000	0-1	.000	2-2	1.000	0	1	1	3.7	3	3	1	0	1	2	1.7
Alabama St.	11/18/2021	*	18:11	1-1	1.000	0-0	.000	1-2	.500	2	2	4	3.8	2	3	1	0	1	3	2.0
Western Mich.	11/22/2021	*	22:13	0-3	.000	0-3	.000	0-0	.000	0	2	2	3.4	1	2	0	0	0	0	1.6
Portland St.	11/26/2021		18:44	0-1	.000	0-0	.000	0-0	.000	0	3	3	3.3	2	7	0	0	2	0	1.3
at Virginia	11/29/2021		12:49	0-1	.000	0-1	.000	0-0	.000	1	2	3	3.3	0	2	0	0	0	0	1.1
<b>Totals</b>		<b>2</b>	<b>120:03</b>	<b>2-9</b>	<b>.222</b>	<b>1-7</b>	<b>.143</b>	<b>3-4</b>	<b>.750</b>	<b>5</b>	<b>18</b>	<b>23</b>	<b>3.3</b>	<b>9</b>	<b>20</b>	<b>2</b>	<b>0</b>	<b>4</b>	<b>8</b>	<b>1.1</b>

### SEASON HIGHS

POINTS..... 3, 2X, LAST VS. ALABAMA STATE (11/18/21)  
FGM..... 1, 2X, LAST VS. ALABAMA STATE (11/18/21)  
FGA..... 3 VS. WESTERN MICHIGAN (11/22/21)  
3-PT FGM..... 1 VS. LONGWOOD (11/9/21)  
3-PT FGA..... 3 VS. WESTERN MICHIGAN (11/22/21)  
FTM ..... 2 VS. N.C. CENTRAL (11/16/21)  
FTA..... 2, 2X, LAST VS. ALABAMA STATE (11/18/21)  
REB ..... 7 VS. LONGWOOD (11/9/21)  
AST..... 7 VS. PORTLAND STATE (11/26/21)  
STL ..... 2 VS. PORTLAND STATE (11/26/21)  
BLK.....  
MIN..... 22 VS. WESTERN MICHIGAN (11/22/21)

### CAREER HIGHS

POINTS.....19 VS. CONNECTICUT (11/16/18)  
FGM.....6 AT MICHIGAN STATE (2/13/21)  
FGA.....9 AT ILLINOIS (1/29/21)  
3-PT FGM.....4 AT MICHIGAN STATE (2/13/21)  
3-PT FGA.....8 VS. PURDUE (3/3/20)  
FTM .....9 VS. CONNECTICUT (11/16/18)  
FTA.....11 VS. CONNECTICUT (11/16/18)  
REB .....13 VS. MICHIGAN (1/17/20)  
AST.....10 AT MARYLAND (1/7/21)  
STL .....3, 7X, LAST VS. WISCONSIN (3/12/21)  
BLK.....1, 8X, LAST VS. ILLINOIS (3/13/21)  
MIN.....39 AT MINNESOTA (2/16/20)


### CAREER STATISTICS

YEAR	G/GS	FG-A	PCT	3-PT	PCT	FT-A	PCT	REB	AVG	PF-FO	AST	TO	BLK	STL	PTS	AVG
Fresh.	4/0	2-3	.667	1-2	.500	3-4	.750	4	1.0	2-0	7	4	0	2	8	2.0
RS-Fresh.	34/0	35-97	.361	6-29	.207	73-97	.753	49	1.4	61-0	102	43	3	23	149	4.4
Soph.	31/31	55-160	.344	33-97	.340	50-64	.781	124	4.0	80-2	124	27	3	35	193	6.2
Junior	31/31	33-102	.324	18-65	.277	17-29	.586	97	3.1	81-1	112	30	2	19	101	3.3
Senior	7/2	2-9	.222	1-7	.143	3-4	.750	23	3.3	9-0	20	2	0	4	8	1.1
<b>TOTALS</b>	<b>107/64</b>	<b>127-371</b>	<b>.342</b>	<b>59-200</b>	<b>.295</b>	<b>146-198</b>	<b>.737</b>	<b>297</b>	<b>2.8</b>	<b>233-3</b>	<b>365</b>	<b>106</b>	<b>8</b>	<b>83</b>	<b>459</b>	<b>4.3</b>





**GAME 1: LONGWOOD VS. IOWA**



**PATRICK MCCAFFERY**

**#22 • Forward**  
**6-9 • 200 • RS-Soph.**  
**Iowa City, Iowa**  
**West HS**

Opponent	Date	GS	MIN	Total		3-Pointers		Free throws		Rebounds				PF	A	TO	BLK	STL	PTS	AVG
				FG-FGA	PCT	3FG-3FGA	PCT	FT-FTA	PCT	OFF	DEF	TOT	AVG							
Longwood	11/09/2021	*	21:41	3-6	.500	0-3	.000	5-6	.833	0	4	4	4.0	0	4	2	0	0	11	11.0
Kansas City	11/12/2021	*	22:56	5-10	.500	0-1	.000	0-0	.000	1	1	2	3.0	0	2	0	0	1	10	10.5
N.C. Central	11/16/2021	*	22:53	4-11	.364	1-4	.250	6-6	1.000	1	0	1	2.3	0	1	2	0	0	15	12.0
Portland St.	11/26/2021	*	19:57	5-10	.500	1-3	.333	3-3	1.000	0	2	2	2.3	0	1	1	0	1	14	12.5
at Virginia	11/29/2021	*	24:10	3-6	.500	1-1	1.000	0-0	.000	1	2	3	2.4	0	3	0	1	1	7	11.4
<b>Totals</b>			<b>5 111:37</b>	<b>20-43</b>	<b>.465</b>	<b>3-12</b>	<b>.250</b>	<b>14-15</b>	<b>.933</b>	<b>3</b>	<b>9</b>	<b>12</b>	<b>2.4</b>	<b>0</b>	<b>11</b>	<b>5</b>	<b>1</b>	<b>3</b>	<b>57</b>	<b>11.4</b>

**SEASON HIGHS**


POINTS.....15 vs. N.C. CENTRAL (11/16/21)  
 FGM.....5, 2X, LAST vs. PORTLAND STATE (11/26/21)  
 FGA.....11 vs. N.C. CENTRAL (11/16/21)  
 3-PT FGM.....1, 3X, LAST AT VIRGINIA (11/29/21)  
 3-PT FGA.....4 vs. N.C. CENTRAL (11/16/21)  
 FTM.....6 vs. N.C. CENTRAL (11/16/21)  
 FTA.....6, 2X, LAST vs. N.C. CENTRAL (11/16/21)  
 REB.....4 vs. LONGWOOD (11/9/21)  
 AST.....4 vs. LONGWOOD (11/9/21)  
 STL.....1, 3X, LAST AT VIRGINIA (11/29/21)  
 BLK.....1 AT VIRGINIA (11/29/21)  
 MIN.....23, 2X, LAST vs. N.C. CENTRAL (11/16/21)

**CAREER HIGHS**

POINTS.....19 vs. NEBRASKA (3/4/21)  
 FGM.....8 vs. NEBRASKA (3/4/21)  
 FGA.....13 vs. NEBRASKA (3/4/21)  
 3-PT FGM.....3 vs. NEBRASKA (3/4/21)  
 3-PT FGA.....6 vs. NEBRASKA (3/4/21)  
 FTM.....6 vs. N.C. CENTRAL (11/16/21)  
 FTA.....8 vs. N.C. CENTRAL (11/25/20)  
 REB.....6, 2X, LAST vs. NEBRASKA (3/4/21)  
 AST.....4 vs. LONGWOOD (11/9/21)  
 STL.....2, 2X, LAST vs. RUTGERS (2/10/21)  
 BLK.....2, 2X, LAST vs. WISCONSIN (3/12/21)  
 MIN.....23, 2X, LAST vs. N.C. CENTRAL (11/16/21)

**CAREER STATISTICS**

YEAR	G/GS	FG-A	PCT	3-PT	PCT	FT-A	PCT	REB	AVG	PF-FO	AST	TO	BLK	STL	PTS	AVG
Fresh.	2/0	3-10	.300	0-4	.000	0-0	.000	5	2.5	2-0	1	0	0	1	6	3.0
RS-Fresh.	31/0	60-137	.438	13-43	.302	29-41	.707	83	2.7	20-0	28	13	12	11	162	5.2
Soph.	5/5	20-43	.465	3-12	.250	14-15	.933	12	2.4	0-0	11	5	1	3	57	11.4
<b>TOTALS</b>	<b>38/5</b>	<b>83-190</b>	<b>.437</b>	<b>16-59</b>	<b>.271</b>	<b>43-56</b>	<b>.768</b>	<b>100</b>	<b>2.6</b>	<b>22-0</b>	<b>40</b>	<b>18</b>	<b>13</b>	<b>15</b>	<b>225</b>	<b>5.9</b>



**RILEY MULVEY**

**#44 • Forward**  
**6-11 • 245 • Freshman**  
**Rotterdam, New York**  
**St. Thomas More**

Opponent	Date	GS	MIN	Total		3-Pointers		Free throws		Rebounds				PF	A	TO	BLK	STL	PTS	AVG
				FG-FGA	PCT	3FG-3FGA	PCT	FT-FTA	PCT	OFF	DEF	TOT	AVG							
Longwood	11/09/2021		10:07	0-1	.000	0-0	.000	0-0	.000	0	1	1	1.0	2	1	0	0	0	0	0.0
Kansas City	11/12/2021		05:28	0-0	.000	0-0	.000	0-0	.000	0	1	1	1.0	1	0	0	1	0	0	0.0
Alabama St.	11/18/2021		08:30	0-0	.000	0-0	.000	2-2	1.000	0	5	5	2.3	0	0	1	0	0	2	0.7
Western Mich.	11/22/2021		13:29	3-5	.600	0-0	.000	2-2	1.000	2	2	4	2.8	1	0	1	0	0	8	2.5
Portland St.	11/26/2021		02:11	0-0	.000	0-0	.000	0-0	.000	0	0	0	2.2	0	0	0	0	0	0	2.0
<b>Totals</b>		<b>0</b>	<b>39:45</b>	<b>3-6</b>	<b>.500</b>	<b>0-0</b>	<b>.000</b>	<b>4-4</b>	<b>1.000</b>	<b>2</b>	<b>9</b>	<b>11</b>	<b>2.2</b>	<b>4</b>	<b>1</b>	<b>2</b>	<b>1</b>	<b>0</b>	<b>10</b>	<b>2.0</b>

**SEASON HIGHS**

POINTS.....8 vs. WESTERN MICHIGAN (11/22/21)  
 FGM.....3 vs. WESTERN MICHIGAN (11/22/21)  
 FGA.....5 vs. WESTERN MICHIGAN (11/22/21)  
 3-PT FGM.....  
 3-PT FGA.....  
 FTM.....2, 2X, LAST vs. WESTERN MICHIGAN (11/22/21)  
 FTA.....2, 2X, LAST vs. WESTERN MICHIGAN (11/22/21)  
 REB.....5 vs. ALABAMA STATE (11/18/21)  
 AST.....1 vs. LONGWOOD (11/9/21)  
 STL.....  
 BLK.....1 vs. KANSAS CITY (11/12/21)  
 MIN.....13 vs. WESTERN MICHIGAN (11/22/21)

**CAREER HIGHS**

POINTS.....8 vs. WESTERN MICHIGAN (11/22/21)  
 FGM.....3 vs. WESTERN MICHIGAN (11/22/21)  
 FGA.....5 vs. WESTERN MICHIGAN (11/22/21)  
 3-PT FGM.....  
 3-PT FGA.....  
 FTM.....2, 2X, LAST vs. WESTERN MICHIGAN (11/22/21)  
 FTA.....2, 2X, LAST vs. WESTERN MICHIGAN (11/22/21)  
 REB.....5 vs. ALABAMA STATE (11/18/21)  
 AST.....1 vs. LONGWOOD (11/9/21)  
 STL.....  
 BLK.....1 vs. KANSAS CITY (11/12/21)  
 MIN.....13 vs. WESTERN MICHIGAN (11/22/21)

**CAREER STATISTICS**

YEAR	G/GS	FG-A	PCT	3-PT	PCT	FT-A	PCT	REB	AVG	PF-FO	AST	TO	BLK	STL	PTS	AVG
Fresh.	5/0	3-6	.500	0-0	.000	4-4	1.000	11	2.2	4-0	1	2	1	0	10	2.0

## GAME 1: LONGWOOD VS. IOWA



### KEEGAN MURRAY

#15 • Forward  
6-8 • 225 • Sophomore  
Cedar Rapids, Iowa  
Prairie HS

#### SEASON HIGHS

POINTS..... 29 vs. WESTERN MICHIGAN (11/22/21)  
FGM..... 10, 3X, LAST vs. PORTLAND STATE (11/26/21)  
FGA..... 19 vs. N.C. CENTRAL (11/16/21)  
3-PT FGM..... 3 vs. LONGWOOD (11/9/21)  
3-PT FGA..... 5, 2X, LAST vs. PORTLAND STATE (11/26/21)  
FTM..... 9 vs. N.C. CENTRAL (11/16/21)  
FTA..... 10 vs. N.C. CENTRAL (11/16/21)  
REB..... 21 vs. N.C. CENTRAL (11/16/21)  
AST..... 4 vs. ALABAMA STATE (11/18/21)  
STL..... 3 vs. KANSAS CITY (11/12/21)  
BLK..... 5 vs. LONGWOOD (11/9/21)  
MIN..... 37 vs. N.C. CENTRAL (11/16/21)

#### CAREER HIGHS

POINTS..... 29 vs. WESTERN MICHIGAN (11/22/21)  
FGM..... 10, 3X, LAST vs. PORTLAND STATE (11/26/21)  
FGA..... 19 vs. N.C. CENTRAL (11/16/21)  
3-PT FGM..... 3 vs. LONGWOOD (11/9/21)  
3-PT FGA..... 6 vs. N.C. CENTRAL (11/25/20)  
FTM..... 9 vs. N.C. CENTRAL (11/16/21)  
FTA..... 10 vs. N.C. CENTRAL (11/16/21)  
REB..... 21 vs. N.C. CENTRAL (11/16/21)  
AST..... 4 vs. ALABAMA STATE (11/18/21)  
STL..... 3, 3X, vs. KANSAS CITY (11/12/21)  
BLK..... 5 vs. LONGWOOD (11/9/21)  
MIN..... 37 vs. N.C. CENTRAL (11/16/21)

Opponent	Date	GS	MIN	Total		3-Pointers		Free throws		Rebounds				PF	A	TO	BLK	STL	PTS	AVG	
				FG-FGA	PCT	3FG-3FGA	PCT	FT-FTA	PCT	OFF	DEF	TOT	AVG								
Longwood	11/09/2021	*	17:29	8-10	.800	3-4	.750	5-5	1.000	2	5	7	7.0	3	1	0	5	0	24	24.0	
Kansas City	11/12/2021	*	22:53	9-15	.600	1-3	.333	6-6	1.000	0	4	4	5.5	2	1	2	1	3	25	24.5	
N.C. Central	11/16/2021	*	37:17	9-19	.474	0-4	.000	9-10	.900	9	12	21	10.7	2	2	2	4	0	27	25.3	
Alabama St.	11/18/2021	*	21:47	10-16	.625	2-5	.400	4-5	.800	2	4	6	9.5	1	4	2	1	1	26	25.5	
Western Mich.	11/22/2021	*	21:21	10-14	.714	2-4	.500	7-9	.778	3	3	6	8.8	0	0	0	3	2	29	26.2	
Portland St.	11/26/2021	*	27:02	10-16	.625	1-5	.200	2-2	1.000	3	6	9	8.8	1	0	0	1	2	23	25.7	
at Virginia	11/29/2021	*	35:49	7-13	.538	1-4	.250	3-5	.600	2	7	9	8.9	1	3	2	1	0	18	24.6	
<b>Totals</b>			<b>7</b>	<b>183:38</b>	<b>63-103</b>	<b>.612</b>	<b>10-29</b>	<b>.345</b>	<b>36-42</b>	<b>.857</b>	<b>21</b>	<b>41</b>	<b>62</b>	<b>8.9</b>	<b>10</b>	<b>11</b>	<b>8</b>	<b>16</b>	<b>8</b>	<b>172</b>	<b>24.6</b>

#### CAREER STATISTICS

YEAR	G/GS	FG-A	PCT	3-PT	PCT	FT-A	PCT	REB	AVG	PF-FO	AST	TO	BLK	STL	PTS	AVG
Fresh.	31/4	84-166	.506	16-54	.296	40-53	.755	158	5.1	58-1	17	20	39	26	224	7.2
Soph.	7/7	63-103	.612	10-29	.345	36-42	.857	62	8.9	10-0	11	8	16	8	172	24.6
<b>TOTALS</b>	<b>38/11</b>	<b>147-269</b>	<b>.546</b>	<b>26-83</b>	<b>.313</b>	<b>76-95</b>	<b>.800</b>	<b>220</b>	<b>5.8</b>	<b>68-1</b>	<b>28</b>	<b>28</b>	<b>55</b>	<b>34</b>	<b>396</b>	<b>10.4</b>



### KRIS MURRAY

#24 • Forward  
6-8 • 225 • Sophomore  
Cedar Rapids, Iowa  
Prairie HS

#### SEASON HIGHS

POINTS..... 17 vs. ALABAMA STATE (11/18/21)  
FGM..... 7 vs. LONGWOOD (11/9/21)  
FGA..... 10 vs. ALABAMA STATE (11/18/21)  
3-PT FGM..... 3 vs. ALABAMA STATE (11/18/21)  
3-PT FGA..... 5 vs. ALABAMA STATE (11/18/21)  
FTM..... 4 vs. WESTERN MICHIGAN (11/22/21)  
FTA..... 4 vs. WESTERN MICHIGAN (11/22/21)  
REB..... 8, 2X, LAST vs. WESTERN MICHIGAN (11/22/21)  
AST..... 2, 2X, LAST vs. PORTLAND STATE (11/26/21)  
STL..... 2 vs. WESTERN MICHIGAN (11/22/21)  
BLK..... 2 vs. LONGWOOD (11/9/21)  
MIN..... 23 vs. WESTERN MICHIGAN (11/22/21)

#### CAREER HIGHS

POINTS..... 17 vs. ALABAMA STATE (11/18/21)  
FGM..... 7 vs. LONGWOOD (11/9/21)  
FGA..... 10 vs. ALABAMA STATE (11/18/21)  
3-PT FGM..... 3 vs. ALABAMA STATE (11/18/21)  
3-PT FGA..... 5 vs. ALABAMA STATE (11/18/21)  
FTM..... 4 vs. WESTERN MICHIGAN (11/22/21)  
FTA..... 4 vs. WESTERN MICHIGAN (11/22/21)  
REB..... 8, 2X, LAST vs. WESTERN MICHIGAN (11/22/21)  
AST..... 2, 2X, LAST vs. PORTLAND STATE (11/26/21)  
STL..... 2 vs. WESTERN MICHIGAN (11/22/21)  
BLK..... 2 vs. LONGWOOD (11/9/21)  
MIN..... 23 vs. WESTERN MICHIGAN (11/22/21)

Opponent	Date	GS	MIN	Total		3-Pointers		Free throws		Rebounds				PF	A	TO	BLK	STL	PTS	AVG	
				FG-FGA	PCT	3FG-3FGA	PCT	FT-FTA	PCT	OFF	DEF	TOT	AVG								
Longwood	11/09/2021		17:23	7-9	.778	2-4	.500	0-1	.000	2	5	7	7.0	2	1	1	2	1	16	16.0	
Kansas City	11/12/2021		12:29	3-7	.429	0-0	.000	0-2	.000	2	3	5	6.0	1	1	0	1	0	6	11.0	
Alabama St.	11/18/2021		17:24	6-10	.600	3-5	.600	2-3	.667	6	2	8	6.7	2	2	1	0	0	17	13.0	
Western Mich.	11/22/2021		22:57	3-6	.500	2-3	.667	4-4	1.000	1	7	8	7.0	1	0	0	1	2	12	12.8	
Portland St.	11/26/2021		19:45	5-9	.556	2-2	1.000	1-2	.500	3	3	6	6.8	1	2	0	1	1	13	12.8	
at Virginia	11/29/2021		17:00	2-7	.286	2-4	.500	0-0	.000	1	1	2	6.0	1	0	1	0	0	6	11.7	
<b>Totals</b>			<b>0</b>	<b>106:58</b>	<b>26-48</b>	<b>.542</b>	<b>11-18</b>	<b>.611</b>	<b>7-12</b>	<b>.583</b>	<b>15</b>	<b>21</b>	<b>36</b>	<b>6.0</b>	<b>8</b>	<b>6</b>	<b>3</b>	<b>5</b>	<b>4</b>	<b>70</b>	<b>11.7</b>

#### CAREER STATISTICS

YEAR	G/GS	FG-A	PCT	3-PT	PCT	FT-A	PCT	REB	AVG	PF-FO	AST	TO	BLK	STL	PTS	AVG
Fresh.	13/0	3-13	.231	0-5	.000	2-2	1.000	8	0.6	3-0	1	2	1	1	8	0.6
Soph.	6/0	26-48	.542	11-18	.611	7-12	.583	36	6.0	8-0	6	3	5	4	70	11.7
<b>TOTALS</b>	<b>19/0</b>	<b>29-61</b>	<b>.475</b>	<b>11-23</b>	<b>.478</b>	<b>9-14</b>	<b>.643</b>	<b>44</b>	<b>2.3</b>	<b>11-0</b>	<b>7</b>	<b>5</b>	<b>6</b>	<b>5</b>	<b>78</b>	<b>4.1</b>



## GAME 1: LONGWOOD VS. IOWA



### JOSH OGUNDELE

**#23 • Center**  
**6-11 • 265 • Sophomore**  
 London, England  
 Worcester Academy (MA)

Opponent	Date	GS	MIN	Total		3-Pointers		Free throws		Rebounds				PF	A	TO	BLK	STL	PTS	AVG
				FG-FGA	PCT	3FG-3FGA	PCT	FT-FTA	PCT	OFF	DEF	TOT	AVG							
Kansas City	11/12/2021		05:28	1-2	.500	0-0	.000	0-0	.000	0	3	3	3.0	0	0	0	1	0	2	2.0
N.C. Central	11/16/2021		00:51	0-0	.000	0-0	.000	0-0	.000	0	1	1	2.0	2	0	0	0	0	1.0	
Alabama St.	11/18/2021		07:57	0-0	.000	0-0	.000	0-0	.000	1	1	2	2.0	0	0	2	0	0	0.7	
Portland St.	11/26/2021		04:01	0-1	.000	0-0	.000	1-3	.333	1	1	2	2.0	0	0	0	0	2	1	0.8
<b>Totals</b>		<b>0</b>	<b>18:17</b>	<b>1-3</b>	<b>.333</b>	<b>0-0</b>	<b>.000</b>	<b>1-3</b>	<b>.333</b>	<b>2</b>	<b>6</b>	<b>8</b>	<b>2.0</b>	<b>2</b>	<b>0</b>	<b>2</b>	<b>1</b>	<b>2</b>	<b>3</b>	<b>0.8</b>

### SEASON HIGHS

POINTS..... 2 vs. KANSAS CITY (11/12/21)  
 FGM..... 1 vs. KANSAS CITY (11/12/21)  
 FGA..... 2 vs. KANSAS CITY (11/12/21)  
 3-PT FGM.....  
 3-PT FGA.....  
 FTM..... 1 vs. PORTLAND STATE (11/26/21)  
 FTA..... 3 vs. PORTLAND STATE (11/26/21)  
 REB..... 3 vs. KANSAS CITY (11/12/21)  
 AST.....  
 STL..... 2 vs. PORTLAND STATE (11/26/21)  
 BLK..... 1 vs. KANSAS CITY (11/12/21)  
 MIN..... 8 vs. ALABAMA STATE (11/18/21)

### CAREER HIGHS

POINTS..... 4 vs. NEBRASKA (3/4/21)  
 FGM..... 2 vs. NEBRASKA (3/4/21)  
 FGA..... 2, 3X, LAST vs. KANSAS CITY (11/12/21)  
 3-PT FGM.....  
 3-PT FGA.....  
 FTM..... 1, 2X, LAST vs. PORTLAND STATE (11/26/21)  
 FTA..... 3 vs. PORTLAND STATE (11/26/21)  
 REB..... 3 vs. KANSAS CITY (11/12/21)  
 AST.....  
 STL..... 2 vs. PORTLAND STATE (11/26/21)  
 BLK..... 1 vs. KANSAS CITY (11/12/21)  
 MIN..... 8 vs. ALABAMA STATE (11/18/21)

### CAREER STATISTICS

YEAR	G/GS	FG-A	PCT	3-PT	PCT	FT-A	PCT	REB	AVG	PF-FO	AST	TO	BLK	STL	PTS	AVG
Fresh.	8/0	3-6	.500	0-0	.000	1-4	.250	8	1.0	5-0	0	0	0	0	7	0.9
Soph.	4/0	1-3	.333	0-0	.000	1-3	.333	8	2.0	2-0	0	2	1	2	3	0.8
<b>TOTALS</b>	<b>12/0</b>	<b>4-9</b>	<b>.444</b>	<b>0-0</b>	<b>.000</b>	<b>2-7</b>	<b>.286</b>	<b>16</b>	<b>1.3</b>	<b>7-0</b>	<b>0</b>	<b>2</b>	<b>1</b>	<b>2</b>	<b>10</b>	<b>0.8</b>



### TONY PERKINS

**#11 • Guard**  
**6-4 • 210 • Sophomore**  
 Indianapolis, Ind.  
 Lawrence North

Opponent	Date	GS	MIN	Total		3-Pointers		Free throws		Rebounds				PF	A	TO	BLK	STL	PTS	AVG
				FG-FGA	PCT	3FG-3FGA	PCT	FT-FTA	PCT	OFF	DEF	TOT	AVG							
Longwood	11/09/2021		19:04	1-7	.143	0-2	.000	4-4	1.000	1	4	5	5.0	3	2	2	1	0	6	6.0
Kansas City	11/12/2021		14:00	1-3	.333	0-0	.000	3-3	1.000	1	2	3	4.0	2	0	2	0	3	5	5.5
N.C. Central	11/16/2021		19:52	4-7	.571	2-2	1.000	3-4	.750	1	1	2	3.3	1	1	0	0	3	13	8.0
Alabama St.	11/18/2021		15:53	2-6	.333	1-3	.333	0-0	.000	1	1	2	3.0	0	3	0	0	0	5	7.3
Western Mich.	11/22/2021		16:51	5-6	.833	1-1	1.000	4-4	1.000	0	0	0	2.4	2	1	0	0	2	15	8.8
Portland St.	11/26/2021		13:13	4-6	.667	0-0	.000	2-2	1.000	1	1	2	2.3	2	0	2	0	0	10	9.0
at Virginia	11/29/2021		09:18	2-3	.667	0-0	.000	0-0	.000	0	1	1	2.1	1	0	1	0	1	4	8.3
<b>Totals</b>		<b>0</b>	<b>108:11</b>	<b>19-38</b>	<b>.500</b>	<b>4-8</b>	<b>.500</b>	<b>16-17</b>	<b>.941</b>	<b>5</b>	<b>10</b>	<b>15</b>	<b>2.1</b>	<b>11</b>	<b>7</b>	<b>7</b>	<b>1</b>	<b>9</b>	<b>58</b>	<b>8.3</b>

### SEASON HIGHS

POINTS..... 15 vs. WESTERN MICHIGAN (11/22/21)  
 FGM..... 5 vs. WESTERN MICHIGAN (11/22/21)  
 FGA..... 7, 2X, LAST vs. N.C. CENTRAL (11/16/21)  
 3-PT FGM..... 2 vs. N.C. CENTRAL (11/16/21)  
 3-PT FGA..... 3 vs. ALABAMA STATE (11/18/21)  
 FTM..... 4, 2X, LAST vs. WESTERN MICHIGAN (11/22/21)  
 FTA..... 4, 3X, LAST vs. WESTERN MICHIGAN (11/22/21)  
 REB..... 5 vs. LONGWOOD (11/9/21)  
 AST..... 3 vs. ALABAMA STATE (11/18/21)  
 STL..... 3, 2X, LAST vs. N.C. CENTRAL (11/16/21)  
 BLK..... 1 vs. LONGWOOD (11/9/21)  
 MIN..... 20 vs. N.C. CENTRAL (11/16/21)

### CAREER HIGHS


POINTS..... 15 vs. WESTERN MICHIGAN (11/22/21)  
 FGM..... 5 vs. WESTERN MICHIGAN (11/22/21)  
 FGA..... 7, 2X, LAST vs. N.C. CENTRAL (11/16/21)  
 3-PT FGM..... 2 vs. N.C. CENTRAL (11/16/21)  
 3-PT FGA..... 3 vs. ALABAMA STATE (11/18/21)  
 FTM..... 4, 2X, LAST vs. WESTERN MICHIGAN (11/22/21)  
 FTA..... 4, 4X, LAST vs. WESTERN MICHIGAN (11/22/21)  
 REB..... 7 vs. N. ILLINOIS (12/13/20)  
 AST..... 3, 2X, LAST vs. ALABAMA STATE (11/18/21)  
 STL..... 3, 2X, LAST vs. N.C. CENTRAL (11/16/21)  
 BLK..... 1, 2X, LAST vs. LONGWOOD (11/9/21)  
 MIN..... 20 vs. N.C. CENTRAL (11/16/21)

### CAREER STATISTICS

YEAR	G/GS	FG-A	PCT	3-PT	PCT	FT-A	PCT	REB	AVG	PF-FO	AST	TO	BLK	STL	PTS	AVG
Fresh.	24/0	15-33	.455	1-3	.333	7-15	.467	31	1.3	21-0	16	3	1	5	38	1.6
Soph.	7/0	19-38	.500	4-8	.500	16-17	.941	15	2.1	11-0	7	7	1	9	58	8.3
<b>TOTALS</b>	<b>31/0</b>	<b>34-71</b>	<b>.479</b>	<b>5-11</b>	<b>.455</b>	<b>23-32</b>	<b>.719</b>	<b>46</b>	<b>1.5</b>	<b>32-0</b>	<b>23</b>	<b>10</b>	<b>2</b>	<b>14</b>	<b>96</b>	<b>3.1</b>



## GAME 1: LONGWOOD VS. IOWA



### FILIP REBRACA

#0 • Forward  
6-9 • 230 • Senior  
Sombor, Serbia  
Univ. of North Dakota

#### SEASON HIGHS

POINTS..... 9 vs. KANSAS CITY (11/12/21)  
FGM..... 4, 2X, LAST AT VIRGINIA (11/29/21)  
FGA..... 5, 3X, LAST vs. PORTLAND STATE (11/26/21)  
3-PT FGM..... 1 vs. ALABAMA STATE (11/18/21)  
3-PT FGA..... 1, 2X, LAST vs. WESTERN MICHIGAN (11/22/21)  
FTM..... 4 vs. N.C. CENTRAL (11/16/21)  
FTA..... 7 vs. N.C. CENTRAL (11/16/21)  
REB..... 13 vs. KANSAS CITY (11/12/21)  
AST..... 1, 3X, LAST vs. ALABAMA STATE (11/18/21)  
STL..... 1, 2X, LAST vs. PORTLAND STATE (11/26/21)  
BLK..... 2 vs. PORTLAND STATE (11/26/21)  
MIN..... 24 vs. N.C. CENTRAL (11/16/21)

#### CAREER HIGHS

POINTS..... 26 vs. SOUTH DAKOTA, 12/10/20  
FGM..... 11 AT ORAL ROBERTS, 1/8/21  
FGA..... 21 AT OMAHA, 2/26/20  
3-PT FGM..... 2, 8X, LAST vs. OMAHA, 2/20/21  
3-PT FGA..... 5 AT SOUTH DAKOTA STATE, 2/9/19  
FTM..... 11 vs. WESTERN ILLINOIS, 1/29/21  
FTA..... 12 vs. WESTERN ILLINOIS, 1/29/21  
REB..... 16 AT DENVER, 1/2/20  
AST..... 5, 2X, LAST AT FLORIDA GULF COAST, 11/29/19  
STL..... 4 AT ORAL ROBERTS, 1/9/21  
BLK..... 8 AT MILWAUKEE, 11/19/19  
MIN..... 41 vs. NORTH DAKOTA STATE, 1/16/21

Opponent	Date	GS	MIN	Total		3-Pointers		Free throws		Rebounds				PF	A	TO	BLK	STL	PTS	AVG	
				FG-FGA	PCT	3FG-3FGA	PCT	FT-FTA	PCT	OFF	DEF	TOT	AVG								
Longwood	11/09/2021	*	16:09	1-3	.333	0-0	.000	0-0	.000	0	5	5	5.0	1	1	1	0	0	2	2.0	
Kansas City	11/12/2021	*	22:48	4-5	.800	0-0	.000	1-2	.500	3	10	13	9.0	1	1	0	1	1	9	5.5	
N.C. Central	11/16/2021	*	23:47	2-2	1.000	0-0	.000	4-7	.571	4	2	6	8.0	4	0	1	0	0	8	6.3	
Alabama St.	11/18/2021	*	17:26	2-2	1.000	1-1	1.000	0-0	.000	2	6	8	8.0	1	1	0	1	0	5	6.0	
Western Mich.	11/22/2021	*	17:39	2-5	.400	0-1	.000	2-2	1.000	2	3	5	7.4	1	0	1	1	0	6	6.0	
Portland St.	11/26/2021	*	17:28	2-5	.400	0-0	.000	1-2	.500	2	7	9	7.7	1	0	3	2	1	5	5.8	
at Virginia	11/29/2021	*	28:21	4-4	1.000	0-0	.000	0-3	.000	2	1	3	7.0	2	0	0	0	0	8	6.1	
<b>Totals</b>			<b>7</b>	<b>143:38</b>	<b>17-26</b>	<b>.654</b>	<b>1-2</b>	<b>.500</b>	<b>8-16</b>	<b>.500</b>	<b>15</b>	<b>34</b>	<b>49</b>	<b>7.0</b>	<b>11</b>	<b>3</b>	<b>6</b>	<b>5</b>	<b>2</b>	<b>43</b>	<b>6.1</b>

#### CAREER STATISTICS

YEAR	G/GS	FG-A	PCT	3-PT	PCT	FT-A	PCT	REB	AVG	PF-FO	AST	TO	BLK	STL	PTS	AVG
Fresh.	29/16	96-180	.533	10-28	.357	31-52	.596	172	5.9	75-1	18	43	26	15	233	8.0
Soph.	32/32	190-328	.579	1-9	.111	78-117	.667	285	8.9	79-0	51	75	33	18	459	14.3
Junior	26/26	174-344	.506	15-41	.366	74-122	.607	197	7.6	69-3	31	61	17	16	437	16.8
Senior	7/7	17-26	.654	1-2	.500	8-16	.500	49	7.0	11-0	3	6	5	2	43	6.1
<b>TOTALS</b>	<b>94/81</b>	<b>477-878</b>	<b>.543</b>	<b>27-80</b>	<b>.338</b>	<b>191-307</b>	<b>.622</b>	<b>703</b>	<b>7.5</b>	<b>234-4</b>	<b>103</b>	<b>185</b>	<b>81</b>	<b>51</b>	<b>1,172</b>	<b>12.5</b>



### PAYTON SANDFORT

#20 • Guard  
6-7 • 215 • Freshman  
Waukee, Iowa  
Waukee HS

#### SEASON HIGHS

POINTS..... 21 vs. ALABAMA STATE (11/18/21)  
FGM..... 7 vs. ALABAMA STATE (11/18/21)  
FGA..... 15 vs. ALABAMA STATE (11/18/21)  
3-PT FGM..... 5, 2X, LAST vs. WESTERN MICHIGAN (11/22/21)  
3-PT FGA..... 12 vs. ALABAMA STATE (11/18/21)  
FTM..... 2, 4X, LAST vs. PORTLAND STATE (11/26/21)  
FTA..... 2, 4X, LAST vs. PORTLAND STATE (11/26/21)  
REB..... 3 vs. WESTERN MICHIGAN (11/22/21)  
AST..... 2, 2X, LAST vs. ALABAMA STATE (11/18/21)  
STL..... 1 vs. WESTERN MICHIGAN (11/22/21)  
BLK..... 1, 2X, LAST AT VIRGINIA (11/29)  
MIN..... 21 vs. ALABAMA STATE (11/18/21)

#### CAREER HIGHS

POINTS..... 21 vs. ALABAMA STATE (11/18/21)  
FGM..... 7 vs. ALABAMA STATE (11/18/21)  
FGA..... 15 vs. ALABAMA STATE (11/18/21)  
3-PT FGM..... 5, 2X, LAST vs. WESTERN MICHIGAN (11/22/21)  
3-PT FGA..... 12 vs. ALABAMA STATE (11/18/21)  
FTM..... 2, 4X, LAST vs. PORTLAND STATE (11/26/21)  
FTA..... 2, 4X, LAST vs. PORTLAND STATE (11/26/21)  
REB..... 3 vs. WESTERN MICHIGAN (11/22/21)  
AST..... 2, 2X, LAST vs. ALABAMA STATE (11/18/21)  
STL..... 1 vs. WESTERN MICHIGAN (11/22/21)  
BLK..... 1, 2X, LAST AT VIRGINIA (11/29)  
MIN..... 21 vs. ALABAMA STATE (11/18/21)

Opponent	Date	GS	MIN	Total		3-Pointers		Free throws		Rebounds				PF	A	TO	BLK	STL	PTS	AVG	
				FG-FGA	PCT	3FG-3FGA	PCT	FT-FTA	PCT	OFF	DEF	TOT	AVG								
Longwood	11/09/2021		15:46	3-10	.300	2-7	.286	0-0	.000	1	1	2	2.0	1	2	0	0	0	8	8.0	
Kansas City	11/12/2021		13:07	2-5	.400	0-3	.000	2-2	1.000	0	0	0	1.0	0	1	0	0	0	6	7.0	
N.C. Central	11/16/2021		08:41	0-1	.000	0-1	.000	0-0	.000	0	1	1	1.0	0	1	0	0	0	4	4.7	
Alabama St.	11/18/2021		20:45	7-15	.467	5-12	.417	2-2	1.000	1	1	2	1.3	2	2	0	0	0	21	8.8	
Western Mich.	11/22/2021		16:15	6-10	.600	5-7	.714	2-2	1.000	1	2	3	1.6	0	0	0	1	1	19	10.8	
Portland St.	11/26/2021		20:01	1-5	.200	0-4	.000	2-2	1.000	1	1	2	1.7	2	1	2	0	0	4	9.7	
at Virginia	11/29/2021		03:01	0-1	.000	0-1	.000	0-0	.000	0	0	0	1.4	0	0	0	1	0	0	8.3	
<b>Totals</b>			<b>0</b>	<b>97:36</b>	<b>19-47</b>	<b>.404</b>	<b>12-35</b>	<b>.343</b>	<b>8-8</b>	<b>1.000</b>	<b>4</b>	<b>6</b>	<b>10</b>	<b>1.4</b>	<b>5</b>	<b>7</b>	<b>2</b>	<b>2</b>	<b>1</b>	<b>58</b>	<b>8.3</b>

#### CAREER STATISTICS

YEAR	G/GS	FG-A	PCT	3-PT	PCT	FT-A	PCT	REB	AVG	PF-FO	AST	TO	BLK	STL	PTS	AVG
Fresh.	7/0	19-47	.404	12-35	.343	8-8	1.000	10	1.4	5-0	7	2	2	1	58	8.3



## GAME 1: LONGWOOD VS. IOWA



### JOE TOUSSAINT

**#2 • Guard**  
**6-0 • 190 • Junior**  
**Bronx, New York**  
**Cardinal Hayes**

#### SEASON HIGHS

POINTS..... 11 vs. ALABAMA STATE (11/18/21)  
 FGM..... 4, 2X, LAST AT VIRGINIA (11/29/21)  
 FGA..... 7 AT VIRGINIA (11/29/21)  
 3-PT FGM..... 2 vs. ALABAMA STATE (11/18/21)  
 3-PT FGA..... 2 vs. ALABAMA STATE (11/18/21)  
 FTM..... 2, 2X, LAST AT VIRGINIA (11/29/21)  
 FTA..... 2, 2X, LAST AT VIRGINIA (11/29/21)  
 REB..... 3, 2X, LAST AT VIRGINIA (11/29/21)  
 AST..... 11 vs. ALABAMA STATE (11/18/21)  
 STL..... 4 vs. LONGWOOD (11/9/21)  
 BLK.....  
 MIN..... 26 AT VIRGINIA (11/29/21)

#### CAREER HIGHS

POINTS..... 18 vs. PENN STATE (1/4/20)  
 FGM..... 7 AT NEBRASKA (1/7/20)  
 FGA..... 18 AT NEBRASKA (1/7/20)  
 3-PT FGM..... 2, 5X, LAST vs. ALABAMA STATE (11/18/21)  
 3-PT FGA..... 5 AT NEBRASKA (1/7/20)  
 FTM..... 9 vs. SAN DIEGO STATE (11/29/19)  
 FTA..... 9 vs. SAN DIEGO STATE (11/29/19)  
 REB..... 8 vs. CAL POLY (11/24/19)  
 AST..... 11 vs. ALABAMA STATE (11/18/21)  
 STL..... 6 AT MARYLAND (1/7/21)  
 BLK..... 1, 3X, LAST vs. W. ILLINOIS (12/3/20)  
 MIN..... 34 AT NEBRASKA (1/7/20)

Opponent	Date	GS	MIN	Total		3-Pointers		Free throws		Rebounds				PF	A	TO	BLK	STL	PTS	AVG	
				FG-FGA	PCT	3FG-3FGA	PCT	FT-FTA	PCT	OFF	DEF	TOT	AVG								
Longwood	11/09/2021	*	16:09	3-3	1.000	1-1	1.000	2-2	1.000	0	0	0	0.0	2	4	0	0	4	9	9.0	
Kansas City	11/12/2021	*	20:23	2-4	.500	0-1	.000	0-0	.000	0	1	1	0.5	0	6	2	0	2	4	6.5	
N.C. Central	11/16/2021	*	18:29	1-5	.200	0-1	.000	0-0	.000	1	1	2	1.0	1	2	0	0	0	2	5.0	
Alabama St.	11/18/2021	*	24:07	4-6	.667	2-2	1.000	1-1	1.000	2	1	3	1.5	0	11	2	0	2	11	6.5	
Western Mich.	11/22/2021	*	17:03	3-6	.500	0-0	.000	0-0	.000	0	1	1	1.4	2	4	1	0	3	6	6.4	
Portland St.	11/26/2021	*	13:12	1-4	.250	0-0	.000	0-0	.000	0	0	0	1.2	2	3	3	0	1	2	5.7	
at Virginia	11/29/2021	*	26:02	4-7	.571	0-1	.000	2-2	1.000	0	3	3	1.4	2	0	0	0	0	10	6.3	
<b>Totals</b>			<b>7</b>	<b>135:25</b>	<b>18-35</b>	<b>.514</b>	<b>3-6</b>	<b>.500</b>	<b>5-5</b>	<b>1.000</b>	<b>3</b>	<b>7</b>	<b>10</b>	<b>1.4</b>	<b>9</b>	<b>30</b>	<b>8</b>	<b>0</b>	<b>12</b>	<b>44</b>	<b>6.3</b>

#### CAREER STATISTICS

YEAR	G/GS	FG-A	PCT	3-PT	PCT	FT-A	PCT	REB	AVG	PF-FO	AST	TO	BLK	STL	PTS	AVG
Fresh.	31/20	68-180	.378	11-37	.297	54-65	.831	62	2.0	62-1	90	62	2	36	201	6.5
Soph.	31/0	42-99	.424	3-11	.273	28-45	.622	37	1.2	49-0	75	45	1	24	115	3.7
Junior	7/7	18-35	.514	3-6	.500	5-5	1.000	10	1.4	9-0	30	8	0	12	44	6.3
<b>TOTALS</b>	<b>69/27</b>	<b>128-314</b>	<b>.408</b>	<b>17-54</b>	<b>.315</b>	<b>87-115</b>	<b>.757</b>	<b>109</b>	<b>1.6</b>	<b>120-1</b>	<b>195</b>	<b>115</b>	<b>3</b>	<b>72</b>	<b>360</b>	<b>5.2</b>



### AHRON ULIS

**#4 • Guard**  
**6-3 • 195 • Sophomore**  
**Chicago Heights, Ill.**  
**Marion Catholic HS**

#### SEASON HIGHS

POINTS..... 12 vs. N.C. CENTRAL (11/16/21)  
 FGM..... 3 vs. LONGWOOD (11/9/21)  
 FGA..... 5 vs. N.C. CENTRAL (11/16/21)  
 3-PT FGM..... 1 vs. N.C. CENTRAL (11/16/21)  
 3-PT FGA..... 2 vs. ALABAMA STATE (11/18/21)  
 FTM..... 7 vs. N.C. CENTRAL (11/16/21)  
 FTA..... 8 vs. N.C. CENTRAL (11/16/21)  
 REB..... 4 vs. LONGWOOD (11/9/21)  
 AST..... 8 vs. WESTERN MICHIGAN (11/22/21)  
 STL..... 2 vs. ALABAMA STATE (11/18/21)  
 BLK.....  
 MIN..... 21 vs. N.C. CENTRAL (11/16/21)

#### CAREER HIGHS

POINTS..... 12 vs. N.C. CENTRAL (11/16/21)  
 FGM..... 3 vs. LONGWOOD (11/9/21)  
 FGA..... 5 vs. N.C. CENTRAL (11/16/21)  
 3-PT FGM..... 1 vs. N.C. CENTRAL (11/16/21)  
 3-PT FGA..... 2 vs. ALABAMA STATE (11/18/21)  
 FTM..... 7 vs. N.C. CENTRAL (11/16/21)  
 FTA..... 8 vs. N.C. CENTRAL (11/16/21)  
 REB..... 4 vs. LONGWOOD (11/9/21)  
 AST..... 8 vs. WESTERN MICHIGAN (11/22/21)  
 STL..... 2 vs. ALABAMA STATE (11/18/21)  
 BLK..... 1 vs. OREGON (3/22/21)  
 MIN..... 21 vs. N.C. CENTRAL (11/16/21)

Opponent	Date	GS	MIN	Total		3-Pointers		Free throws		Rebounds				PF	A	TO	BLK	STL	PTS	AVG	
				FG-FGA	PCT	3FG-3FGA	PCT	FT-FTA	PCT	OFF	DEF	TOT	AVG								
Longwood	11/09/2021		19:34	3-4	.750	0-0	.000	0-0	.000	2	2	4	4.0	3	5	1	0	0	6	6.0	
Kansas City	11/12/2021		13:00	2-2	1.000	0-0	.000	0-1	.000	0	0	0	2.0	0	1	0	0	1	4	5.0	
N.C. Central	11/16/2021		21:31	2-5	.400	1-1	1.000	7-8	.875	0	3	3	2.3	1	4	2	0	1	12	7.3	
Alabama St.	11/18/2021		15:53	0-3	.000	0-2	.000	0-1	.000	0	0	0	1.8	4	1	1	0	2	0	5.5	
Western Mich.	11/22/2021		18:53	1-4	.250	0-0	.000	0-0	.000	0	2	2	1.8	0	8	2	0	1	2	4.8	
Portland St.	11/26/2021		12:21	0-1	.000	0-0	.000	0-0	.000	0	2	2	1.8	1	0	2	0	0	0	4.0	
at Virginia	11/29/2021		12:48	1-2	.500	0-0	.000	0-0	.000	0	2	2	1.9	0	2	0	0	0	2	3.7	
<b>Totals</b>			<b>0</b>	<b>114:00</b>	<b>9-21</b>	<b>.429</b>	<b>1-3</b>	<b>.333</b>	<b>7-10</b>	<b>.700</b>	<b>2</b>	<b>11</b>	<b>13</b>	<b>1.9</b>	<b>9</b>	<b>21</b>	<b>8</b>	<b>0</b>	<b>5</b>	<b>26</b>	<b>3.7</b>

#### CAREER STATISTICS

YEAR	G/GS	FG-A	PCT	3-PT	PCT	FT-A	PCT	REB	AVG	PF-FO	AST	TO	BLK	STL	PTS	AVG
Fresh.	17/0	5-15	.333	0-3	.000	18-20	.900	15	0.9	8-0	20	6	1	1	28	1.6
Soph.	7/0	9-21	.429	1-3	.333	7-10	.700	13	1.9	9-0	21	8	0	5	26	3.7
<b>TOTALS</b>	<b>24/0</b>	<b>14-36</b>	<b>.389</b>	<b>1-6</b>	<b>.167</b>	<b>25-30</b>	<b>.833</b>	<b>28</b>	<b>1.2</b>	<b>17-0</b>	<b>41</b>	<b>14</b>	<b>1</b>	<b>6</b>	<b>54</b>	<b>2.3</b>



# GAME-BY-GAME RESULTS

Overall: 7-0      Big Ten: 0-0      Home: 6-0      Away: 1-0      Neutral: 0-0

Date	Opponent	Result	Attend.	Top Scorer	Top Rebounder
Nov. 9	Longwood	W, 106-73	9,259	Keegan Murray, 24	Murray/Murray/C. McCaffery, 7
Nov. 12	Kansas City	W, 89-57	11,133	Keegan Murray, 25	Filip Rebraca, 13
Nov. 16	N.C. Central	W, 86-69	9,132	Keegan Murray, 27	Keegan Murray, 21
Nov. 18	Alabama State	W, 108-82	9,957	Keegan Murray, 26	Rebraca/Kris Murray, 8
Nov. 22	Western Michigan	W, 109-61	10,044	Keegan Murray, 29	Kris Murray, 8
Nov. 26	Portland State	W, 85-51	11,756	Keegan Murray, 23	Rebraca/Keegan Murray, 9
Nov. 29	at Virginia	W, 75-74	13,542	Jordan Bohannon, 20	Keegan Murray, 9

^ - Big Ten/ACC Challenge

+ - Iowa Corn Cy-Hawk Series

# - Sioux Falls, South Dakota

\* - Big Ten Conference Game

% - Big Ten Tournament -- Indianapolis





# GAME-BY-GAME STATISTICS

Team	Score	FG-A	PCT	3-PT. FG	PCT	FT-FTA	PCT	REB	PF	AST	TO	BLK	STL
at Iowa	106	36-65	.554	15-33	.455	19-22	.864	43	20	24	8	8	6
Longwood	73	26-74	.351	9-32	.281	12-16	.750	38	22	17	12	0	5
at Iowa	89	34-65	.523	4-16	.250	17-22	.773	39	11	18	8	5	11
Kansas City	57	23-56	.411	7-22	.318	4-6	.667	27	22	12	17	2	4
at Iowa	86	23-61	.377	5-23	.217	35-41	.854	44	14	15	8	4	5
N.C. Central	69	28-59	.475	5-15	.333	8-12	.667	31	30	11	15	3	5
at Iowa	108	38-73	.521	20-44	.455	12-16	.750	44	14	28	10	2	7
Alabama State	82	29-59	.492	11-24	.458	13-19	.684	27	17	17	14	2	8
at Iowa	109	38-72	.528	12-26	.462	21-23	.913	37	9	20	7	6	15
Western Michigan	61	24-63	.381	6-26	.231	7-7	1.000	38	17	14	24	2	6
at Iowa	85	32-66	.485	6-19	.316	15-19	.789	43	12	15	13	4	11
Portland State	51	20-65	.308	4-27	.148	7-9	.778	39	17	10	23	2	8
Iowa	75	30-56	.536	10-21	.476	5-10	.500	30	10	12	4	3	2
at Virginia	74	30-57	.526	9-18	.500	5-9	.556	29	12	16	5	2	0





# SEASON & CAREER BESTS/THE LAST TIME...

## Season Bests

Player	Points	3-Pointers	Rebounds	Assists	Blocks	Steals
Austin Ash	8, Portland St	2, Portland St	2, Portland St	2, twice	---	---
Jordan Bohannon	20, Virginia	6, twice	2, twice	3, W. Michigan	---	3, W. Michigan
Carter Kingsbury	---	---	---	---	---	---
Luc Laketa	3, twice	1, twice	1, Portland St	---	---	1, W. Michigan
Connor McCaffery	3, twice	1, Longwood	7, Longwood	7, Portland St	---	2, Portland St
Patrick McCaffery	15, N.C. Central	1, three times	4, Longwood	4, Longwood	1, Virginia	1, three times
Riley Mulvey	8, W. Michigan	---	5, Alabama St	1, Longwood	---	1, Kansas City
Keegan Murray	29, W. Michigan	3, Longwood	21, N.C. Central	4, Alabama St	5, Longwood	3, Kansas City
Kris Murray	17, Alabama St	3, Alabama St	8, twice	2, twice	2, Longwood	2, W. Michigan
Josh Ogundele	2, Kansas City	---	3, Kansas City	---	1, Kansas City	2, Portland St
Tony Perkins	15, W. Michigan	2, N.C. Central	5, Longwood	3, Alabama St	1, Longwood	3, twice
Filip Rebraca	9, Kansas City	1, Alabama St	13, Kansas City	1, three times	2, Portland St	1, twice
Payton Sandfort	21, Alabama St	5, twice	3, W. Michigan	2, twice	1, twice	1, W. Michigan
Joe Toussaint	11, Alabama St	2, Alabama St	3, twice	11, Alabama St	---	4, Longwood
Ahron Ulis	12, N.C. Central	1, N.C. Central	4, Longwood	8, W. Michigan	---	2, Alabama St

## Career Bests

Player	Points	3-Pointers	Rebounds	Assists	Blocks	Steals
Austin Ash	9, Savannah St., '18	3, Savannah St., '18	2, four times	2, three times	---	2, Indiana
Jordan Bohannon	30, UAB, '17	8, twice	7, twice	14, Minnesota, '21	1, Nebraska '17	6, Pitt, '18
Carter Kingsbury	---	---	---	---	---	---
Luc Laketa	3, twice	1, twice	1, Portland St, '21	---	---	1, W. Michigan
Connor McCaffery	19, UConn, '18	3, twice	13, Michigan, '20	10, Maryland, '21	1, seven times	3, six times
Patrick McCaffery	19, Nebraska, '21	3, Nebraska, '21	6, twice	4, Longwood, '21	2, twice	2, twice
Riley Mulvey	8, W. Michigan, '21	---	5, Alabama St, '21	1, Longwood, '21	---	1, Kansas City, '21
Keegan Murray	29, W. Michigan, '21	3, Longwood, '21	21, N.C. Central, '21	4, Alabama St, '21	5, Longwood, '21	3, three times
Kris Murray	17, Alabama St, '21	3, Alabama St, '21	8, twice	2, Alabama St, '21	2, Longwood	2, W. Michigan, '21
Josh Ogundele	4, Nebraska, '21	---	3, Kansas City, '21	---	---	2, Portland St, '21
Tony Perkins	15, W. Michigan, '21	2, N.C. Central, '21	7, N. Illinois, '20	3, twice	1, twice	3, twice
Filip Rebraca	26, South Dakota, '20	2, eight times	16, Denver, '20	5, twice	8, Milwaukee, '19	4, Oral Roberts, '19
Payton Sandfort	21, Alabama St, '21	5, twice	3, W. Michigan, '21	2, twice	---	1, W. Michigan, '21
Joe Toussaint	18, Penn State, '20	2, four times	8, Cal Poly, '19	11, Alabama St, '21	1, W. Illinois, '20	6, Maryland, '21
Ahron Ulis	12, N.C. Central, '21	1, N.C. Central, '21	4, Longwood, '21	8, W. Michigan, '21	1, Oregon	2, Alabama St, '21

## The Last Time a Player . . .

### Had 30 or more points

Iowa -- 30, Luka Garza vs. Oregon, 3/22/21  
Opponent -- 30, Marcus Carr, Minnesota, 12/25/20

### Made at least 90% of his FGA (10 att.)

Iowa -- .928 (13-14), Luka Garza vs. Iowa State, 12/11/20  
Opponent -- .900 (9-10), Mike Watkins, Penn State, 2/3/18

### Made 100% of his FTA (10 att.)

Iowa -- 1.000 (10-10), Jordan Bohannon vs. Nebraska 1/6/19  
Opponent -- 1.000 (12-12), Bonzie Colson, Notre Dame, 11/29/16

### Had 15 or more rebounds

Iowa -- 21, Keegan Murray vs. N.C. Central, 11/16/21  
Opponent -- 15, James Jean-Marie, Portland State, 11/26/21

### Had 10 or more assists

Iowa -- 11, Joe Toussaint vs. Alabama State, 11/18/21  
Opponent -- 10, Cam Mack, Nebraska, 1/7/20

### Had 5 or more blocks

Iowa -- 5, Keegan Murray vs. Longwood, 11/9/21  
Opponent -- 5, Jalen Smith, Maryland, 1/30/20

### Had 5 or more steals

Iowa -- 6, Joe Toussaint at Maryland, 1/7/21  
Opponent -- 5, Chris McNeal, Cincinnati, 12/21/19

## The Last Time a Team . . .

### Scored 100 or more points

Iowa -- 109 vs. Western Michigan, 11/22/21  
Opponent -- 102 by Minnesota, 12/25/20

### Scored 40 or fewer points

Iowa -- 40 at Wisconsin, 3/3/10  
Opponent -- 39 by UNC Wilmington, 11/8/13

### Won an overtime game

Iowa -- 76-70 (OT) at Indiana, 2/22/19  
Opponent -- 102-95 (OT) by Minnesota, 12/25/20

### Made at least 60% of its FGA (20 att.)

Iowa -- .600 (39-65) vs. Kennesaw State, 12/29/19  
Opponent -- .631 (41-65) by Purdue, 2/5/20

### Made at least 50% of its 3-pt. FGA (8 att.)

Iowa -- .632 (12-19) at Wisconsin, 2/18/21  
Opponent -- .500 (9-18) by Virginia, 11/29/21

### Made at least 90% of its FTA (10 att.)

Iowa -- .913 (21-23) vs. Western Michigan, 11/22/21  
Opponent -- .947 (18-19) by San Diego State, 11/29/19







# SEASON HIGHS & LOWS/SPECIALITY STATS

CATEGORY	IOWA		OPPONENTS	
<b>Points</b>	High	109	82	Alabama State
	Low	75	51	Portland State
<b>FG Made</b>	High	38	30	Virginia
	Low	23	20	Portland State
<b>FG Att.</b>	High	73	74	Longwood
	Low	56	56	Kansas City
<b>FG%</b>	High	.554	.526	Virginia
	Low	.377	.308	Portland State
<b>3-FG Made</b>	High	20	11	Alabama State
	Low	4	4	Portland State
<b>3-FG Att.</b>	High	44	32	Longwood
	Low	16	15	N.C. Central
<b>3-FG%</b>	High	.476	.500	Virginia
	Low	.217	.148	Portland State
<b>FTM</b>	High	35	13	Alabama State
	Low	5	4	Kansas City
<b>FTA</b>	High	41	19	Alabama State
	Low	10	6	Kansas City
<b>FT% (min. 10)</b>	High	.913	.750	Longwood
	Low	.500	.667	Kansas City
<b>Off. Reb.</b>	High	18	17	Longwood
	Low	9	4	Kansas City
<b>Def. Reb.</b>	High	33	25	Western Michigan
	Low	21	20	Alabama State/ Virginia
<b>Total Reb.</b>	High	44	39	Portland State
	Low	30	27	Kansas City/Alabama State
<b>Assists</b>	High	28	17	Longwood/Alabama State
	Low	12	10	Portland State
<b>Steals</b>	High	15	8	Alabama St/ Portland St
	Low	2	0	Virginia
<b>Blocks</b>	High	8	3	N.C. Central
	Low	2	2	5 times
<b>Turnovers</b>	High	10	24	Western Michigan
	Low	4	5	Virginia
<b>Fouls</b>	High	20	30	N.C. Central
	Low	9	12	Virginia

## GAME-BY-GAME SPECIALTY STATS

Date	Opponent	Pts. Off	Pts. in	2nd	Bench
		TO's	Paint	Chance	Points
11/9	Longwood	17	36	17	42
11/12	Kansas City	25	58	11	28
11/16	N.C. Central	16	34	15	27
11/18	Alabama State	18	30	23	51
11/22	Western Michigan	36	50	14	63
11/26	Portland State	23	46	17	36
11/29	Virginia	5	30	13	12
<b>AVG.</b>		<b>20</b>	<b>40.6</b>	<b>15.7</b>	<b>37</b>

## IOWA AND OPPONENT INDIVIDUAL HIGH PERFORMANCES

CATEGORY	IOWA	OPPONENTS
<b>Points</b>	29	Keegan Murray (Western Michigan) 20
<b>Field Goals Made</b>	10	Keegan Murray (3 times) 8
<b>Field Goals Attempted</b>	19 (9-19)	Keegan Murray (N.C. Central) 16 (7-16)
<b>Field Goal Percentage (min. 5 made)</b>	.800 (8-10)	Keegan Murray (Longwood) .889 (8-9)
<b>3-Point Field Goals Made</b>	6 (6-8/6-9)	Jordan Bohannon (Longwood/Virginia) 5 (5-12)
<b>3-Point Field Goals Attempted</b>	9 (6-9)	Jordan Bohannon (Virginia) 12 (5-12)
<b>3-Point Field Goals Pct. (min. 5 made)</b>	.750 (6-8)	Jordan Bohannon (Longwood) .417 (5-12)
<b>Free Throws Made</b>	9 (9-10)	Keegan Murray (N.C. Central) 5 (5-6)
<b>Free Throws Attempted</b>	10 (9-10)	Keegan Murray (N.C. Central) 6 (5-6)
<b>Free Throw Pct. (min. 7 made)</b>	.900 (9-10)	Keegan Murray (N.C. Central) ---
<b>Offensive Rebounds</b>	9	Keegan Murray (N.C. Central) 11
<b>Defensive Rebounds</b>	12	Keegan Murray (N.C. Central) 8
<b>Total Rebounds</b>	21	Keegan Murray (N.C. Central) 15
<b>Assists</b>	11	Joe Toussaint (Alabama State) 6
<b>Steals</b>	4	Joe Toussaint (Longwood) 2
<b>Blocks</b>	5	Keegan Murray (Longwood) 2
<b>Turnovers</b>	3	2 times 6
		Lamar Norman, Jr. (Western Michigan)





# 2021-22 IOWA RECORD WHEN...

When playing at home:	6-0	When leading at the half:	7-0	When wearing White:	5-0
When playing on the road:	1-0	When trailing at the half:	0-0	When wearing Black:	1-0
When playing on a neutral court:	0-0	When tied at the half:	0-0	When wearing Gold:	1-0
				When wearing Gray:	0-0
When Iowa scores 100 points or more:	3-0	Iowa field goal percentage at home:	201-402	.500	
When Iowa scores 90-99 points:	0-0	Iowa field goal percentage on road:	30-56	.536	
When Iowa scores 80-89 points:	3-0	Iowa 3-point percentage at home:	62-161	.385	
When Iowa scores 70-79 points:	1-0	Iowa 3-point percentage on road:	10-21	.476	
When Iowa scores under 70 points:	0-0	Iowa free throw percentage at home:	119-143	.832	
		Iowa free throw percentage on road:	5-10	.500	
When opponent scores 100 points or more:	0-0	On Sunday:	0-0		
When opponent scores 90-99 points:	0-0	On Monday:	2-0		
When opponent scores 80-89 points:	1-0	On Tuesday:	2-0		
When opponent scores 70-79 points:	2-0	On Wednesday:	0-0		
When opponent scores 60-69 points:	2-0	On Thursday:	1-0		
When opponent scores fewer than 60 points:	2-0	On Friday:	2-0		
		On Saturday:	0-0		
When Iowa shoots at least 50% from the field:	5-0	On BTN:	4-0		
When Iowa shoots less than 50% from the field:	2-0	On CBS:	0-0		
When opponent shoots at least 50% from the field:	1-0	On ESPN:	0-0		
When opponent shoots less than 50% from the field:	6-0	On ESPN2:	1-0		
When Iowa has higher FG% than opponent:	6-0	On ESPNU:	0-0		
When opponent has higher FG%:	1-0	On B1G+:	2-0		
When FG% is equal:	0-0	On FS1:	0-0		
		On CBS SN:	0-0		
When Iowa outrebounds opponent:	6-0	On NBC SN:	0-0		
When opponent has more rebounds:	1-0	On FOX:	0-0		
When rebounds are equal:	0-0	On TBS:	0-0		
When Iowa shoots at least 80% from the line:	3-0	Most Points, First Half:	63 vs. Alabama State		
When Iowa shoots less than 80% from the line:	4-0	Fewest Points, First Half:	31 vs. Portland State		
When opponent shoots at least 80% from the line:	1-0	Most Points Allowed, First Half:	44 vs. N.C. Central		
When opponent shoots less than 80% from the line:	6-0	Fewest Points Allowed, First Half:	20 vs. WMU/Portland St		
When Iowa shoots more free throws than opponent:	6-0	Most Points, Second Half:	60 vs. Western Michigan		
When opponent shoots more free throws:	1-0	Fewest Points, Second Half:	31 vs. Virginia		
When free throws attempts are equal:	0-0	Most Points Allowed, Second Half:	46 vs. Alabama State		
When Iowa has higher FT% than opponent:	5-0	Fewest Points Allowed, Second Half:	25 vs. N.C. Central		
When opponent has higher FT%:	2-0	Largest Halftime Advantage:	29 vs. Western Michigan		
When FT% is equal:	0-0	Largest Halftime Deficit:	---		
When Iowa shoots at least 50% from 3-point range:	0-0				
When Iowa shoots less than 50% from 3-point range:	7-0				
When opponent shoots at least 50% from 3-point range:	1-0				
When opponent shoots less than 50% from 3-point range:	6-0				
When Iowa has a higher 3-point FG% than opponent:	3-0				
When opponent has a higher 3-point FG%:	4-0				
When 3-point FG% is equal:	0-0				
When Iowa has more assists than opponent:	6-0				
When opponent has more assists:	1-0				
When assists are equal:	0-0				
When Iowa has fewer turnovers than opponent:	7-0				
When opponent has fewer turnovers:	0-0				
When turnovers are equal:	0-0				
When Iowa has more steals than opponent:	5-0				
When opponent has more steals:	1-0				
When steals are equal:	1-0				



# UNDER McCAFFERY.. IOWA RECORD WHEN..

When playing at home:	153-44	When leading at the half:	185-39	When wearing White:	141-42
When playing on the road:	44-73	When trailing at the half:	30-108	When wearing Black:	55-93
When playing on a neutral court:	26-33	When tied at the half:	7-4	When wearing Gold:	23-12
				When wearing Gray:	4-4

When Iowa scores 100 points or more:	16-0	Iowa field goal percentage at home:	5394-11599	.465
When Iowa scores 90-99 points:	38-8	Iowa field goal percentage on road:	4506-10359	.435
When Iowa scores 80-89 points:	65-18	Iowa 3-point percentage at home:	1432-3911	.366
When Iowa scores 70-79 points:	73-45	Iowa 3-point percentage on road:	1183-3422	.346
When Iowa scores under 70 points:	31-81	Iowa free throw percentage at home:	3422-4743	.721
		Iowa free throw percentage on road:	2455-3320	.739

When opponent scores 100 points or more:	0-7	On Sunday:	42-25
When opponent scores 90-99 points:	3-25	On Monday:	14-7
When opponent scores 80-89 points:	13-43	On Tuesday:	33-23
When opponent scores 70-79 points:	60-49	On Wednesday:	21-21
When opponent scores 60-69 points:	74-26	On Thursday:	33-34
When opponent scores fewer than 60 points:	73-2	On Friday:	31-15
		On Saturday:	45-25

When Iowa shoots at least 50% from the field:	81-16	On BTN:	94-75
When Iowa shoots less than 50% from the field:	142-136	On CBS:	4-6
When opponent shoots at least 50% from the field:	7-63	On ESPN:	14-19
When opponent shoots less than 50% from the field:	74-89	On ESPN2:	20-17
When Iowa has higher FG% than opponent:	70-26	On ESPNU:	17-9
When opponent has higher FG%:	28-123	On FS1:	15-9
When FG% is equal:	2-2	On FOX:	2-1

When Iowa outrebounds opponent:	165-58	On CBS SN:	1-3
When opponent has more rebounds:	51-84	ON NBC SN:	2-1
When rebounds are equal:	7-10	truTV:	1-0

When Iowa shoots at least 80% from the line:	57-32	Most Points, First Half: 68 vs. Alabama State, '18
When Iowa shoots less than 80% from the line:	166-118	Fewest Points, First Half: 14 vs. Indiana, '13
When opponent shoots at least 80% from the line:	43-36	Most Points Allowed, First Half: 61 at Purdue, '20
When opponent shoots less than 80% from the line:	182-115	Fewest Points Allowed, First Half: 12 vs. UNC Wilmington, '13
When Iowa shoots more free throws than opponent:	185-66	Most Points, Second Half: 63 at Minnesota, '18
When opponent shoots more free throws:	29-81	Fewest Points, Second Half: 15 vs. Northern Iowa, '14
When free throws attempts are equal:	8-5	Most Points Allowed, Second Half: 61 at Oregon, '12
When Iowa has higher FT% than opponent:	147-65	Fewest Points Allowed, Second Half: 16 vs. UNI, '10
When opponent has higher FT%:	73-84	Largest Halftime Advantage: 37 vs. Arkansas-Pine Bluff, '13
When FT% is equal:	3-3	Largest Halftime Deficit: 31 vs. Purdue, '18

When Iowa shoots at least 50% from 3-point range:	32-10
When Iowa shoots less than 50% from 3-point range:	190-143
When opponent shoots at least 50% from 3-point range:	4-28
When opponent shoots less than 50% from 3-point range:	220-124
When Iowa has a higher 3-point FG% than opponent:	160-46
When opponent has a higher 3-point FG%:	57-107
When 3-point FG% is equal:	0-2

When Iowa has more assists than opponent:	167-37
When opponent has more assists:	47-102
When assists are equal:	9-12

When Iowa has fewer turnovers than opponent:	144-52
When opponent has fewer turnovers:	65-86
When turnovers are equal:	15-14
When Iowa has more steals than opponent:	132-45
When opponent has more steals:	68-91
When steals are equal:	23-15



# IOWA SUPERLATIVES UNDER McCAFFERY

## TEAM

### Most Points Scored

- 116 -- Savannah State (11/13/16)
- 111 -- SIU Edwardsville (11/26/10)
- 110 -- Savannah State (12/22/18)
- 109 -- Western Michigan (11/22/21)**
- 109 -- Md. Eastern Shore (11/14/13)
- 108 -- Alabama State (11/18/21)**
- 106 -- Longwood (11/9/21)**
- 106 -- Northern Illinois (12/13/20)

### Fewest Points Allowed

- 36 -- Howard (11/15/12)
- 39 -- UNC Wilmington (11/8/13)
- 39 -- Northern Iowa (12/7/10)
- 40 -- Louisiana Monroe (11/16/10)
- 41 -- Abilene Christian (11/17/13)

### Field Goals Made

- 42 -- Savannah State (11/13/16)
- 42 -- Central Arkansas (12/19/11)
- 41 -- Northern Illinois (12/13/20)
- 40 -- Coppin State (11/15/15)
- 39 -- Savannah State (12/22/18)
- 39 -- Kennesaw State (12/29/19)

### Field Goals Attempted

- 87 -- Savannah State (11/13/16)
- 79 -- Oregon (3/18/12)
- 78 -- Minnesota (12/25/20)
- 77 -- Nebraska (1/7/20)
- 77 -- Nebraska (1/5/17)
- 76 -- North Carolina (12/8/20)
- 76 -- Central Arkansas (12/19/11)
- 76 -- South Dakota (12/4/12)

### Field Goal Percentage (20 Made)

- .680 -- Illinois (1/20/19)
- .643 -- Maryland (2/8/15)
- .630 -- Indiana (1/29/12)
- .627 -- Michigan (1/5/17)
- .623 -- Abilene Christian (11/17/13)
- .617 -- Arkansas-Pine Bluff (12/22/13)

### 3-Point Field Goals Made

- 20 -- Alabama State (11/18/21) \***
- 19 -- Savannah State (12/22/18)
- 18 -- Savannah State (11/13/16)
- 17 -- North Carolina (12/8/20)
- 16 -- Nebraska (3/4/21)
- 16 -- Maryland (2/25/17)
- 16 -- TCU (3/19/17)

### 3-Point Field Goals Attempted

- 44 -- Alabama State (11/18/21) \***
- 43 -- Nebraska (3/4/21)
- 43 -- Savannah State (11/13/16)
- 42 -- Savannah State (12/22/18)
- 40 -- North Carolina (12/8/20)
- 36 -- Iowa State (12/7/17)

### 3-Point FG Percentage (10 Made)

- .714 (15-21) Illinois (1/20/19)
- .632 (12-19) Wisconsin (2/18/21)
- .619 (13-21) Northern Illinois (11/17/11)
- .615 (16-26) Maryland (2/25/17)
- .611 (11-18) Rutgers (1/31/17)

### Free Throws Made

- 39 -- Indiana (2/21/17)
- 38 -- Omaha (11/10/13)
- 35 -- NC Central (11/16/21)**
- 34 -- Green Bay (11/11/18)
- 34 -- Illinois (2/28/18)
- 33 -- Illinois (1/11/18)

### Free Throws Attempted

- 49 -- Omaha (11/10/13)
- 47 -- Indiana (2/21/17)
- 45 -- Green Bay (11/11/18)
- 43 -- UM Eastern Shore (11/14/13)
- 43 -- Michigan State (1/28/14)
- 41 -- NC Central (11/16/21)**
- 41 -- Illinois (2/28/18)

### Free Throw Percentage (10 Made)

- 1.000 (15-15) Illinois (3/8/20)
- 1.000 (15-15) Virginia (3/27/13)
- 1.000 (13-13) Purdue (12/28/16)
- .929 (26-28) North Florida (12/22/14)
- .926 (25-27) Penn State (2/28/15)
- .923 (12-13) Iowa State (12/12/14)
- .917 (11-12) Michigan St (3/15/13)

### Most Rebounds

- 57 -- Western Illinois (12/3/20)
- 57 -- Md. Eastern Shore (11/14/13)
- 56 -- UNC Wilmington (11/8/13)
- 56 -- Brown (12/3/11)
- 56 -- SC State (12/19/12)
- 55 -- Minnesota (12/25/20)

### Most Assists

- 34 -- Northern Illinois (12/29/17)
- 33 -- Savannah State (11/13/16)
- 32 -- Central Arkansas (12/19/11)
- 31 -- Coppin State (11/15/15)
- 30 -- Savannah State (12/22/18)

### Most Steals

- 19 -- SIU Edwardsville (11/26/10)
- 16 -- UMBC (12/6/14)
- 15 -- Western Michigan (11/22/21)**
- 15 -- Rutgers (1/31/17)
- 15 -- Kennesaw State (12/29/19)
- 14 -- Maryland (1/19/17)
- 14 -- Marquette (11/19/15)
- 14 -- Penn (11/22/13)
- 14 -- Idaho St (12/4/10)
- 14 -- Chicago St (11/11/11)

### Most Blocked Shots

- 14 -- Drake (12/19/15) \*
- 13 -- Illinois (3/5/13)
- 12 -- UNC Wilmington (11/8/13)
- 12 -- Northern Illinois (11/26/14)
- 11 -- Michigan State (12/29/15)
- 10 -- Penn State (2/15/14)
- 10 -- UT-Pan American (11/9/12)

### Fewest Turnovers

- 3 -- Temple (3/18/16)
- 3 -- Drake (12/19/15)
- 4 -- Virginia (11/29/21)**
- 4 -- Michigan (1/17/16)
- 4 -- Northwestern (2/15/15)
- 5 -- Ohio State (2/28/21)
- 5 -- Michigan State (2/13/21)
- 5 -- Michigan State (2/2/21)
- 5 -- Stetson (12/5/16)
- 5 -- Davidson (3/20/15)
- 5 -- Abilene Christian (11/17/13)
- 5 -- Drake (12/7/13)
- 5 -- UTEP (11/29/13)
- 5 -- Purdue (3/2/14)
- 5 -- Boise St (12/22/11)

\* -- denotes school record

## INDIVIDUAL

### Most Points:

- 44 -- Luka Garza at Michigan (12/6/19)
- 42 -- Peter Jok vs. Memphis (11/26/16)
- 41 -- Luka Garza vs. Southern (11/27/20)
- 38 -- Luka Garza at Indiana (2/13/20)
- 36 -- Luka Garza vs. Oregon (3/22/21)
- 35 -- Luka Garza vs. Western Illinois (12/3/20)
- 35 -- Peter Jok vs. Indiana (2/21/17)

### Field Goals Made

- 17 -- Luka Garza at Michigan (12/6/19)
- 14 -- Luka Garza vs. Oregon (3/22/21)
- 14 -- Luka Garza vs. Southern (11/27/20)
- 14 -- Luka Garza at Indiana (2/13/20)
- 13 -- Luka Garza vs. Minnesota (1/10/21)
- 13 -- Luka Garza vs. Iowa State (12/11/20)
- 13 -- Luka Garza vs. Western Illinois (12/3/20)
- 13 -- Luka Garza vs. Penn State (1/4/20)

### Field Goals Attempted

- 32 -- Luka Garza at Michigan (12/6/19)
- 28 -- Luka Garza vs. Penn State (2/29/20)
- 27 -- Luka Garza at Minnesota (12/25/20)
- 24 -- Devyn Marble vs. Wisconsin (1/5/14)
- 24 -- Peter Jok vs. Nebraska (1/5/17)

### 3-Point FG Made

- 8 -- Jordan Bohannon vs. Nebraska (3/4/21)
- 8 -- Peter Jok vs. Memphis (11/26/16)
- 8 -- Jordan Bohannon vs. Maryland (2/25/17)
- 7 -- Jordan Bohannon vs. N. Carolina (12/8/20)
- 7 -- Jordan Bohannon vs. N'western (2/25/18)
- 7 -- Jordan Bohannon vs Notre Dame (11/29/16)
- 7 -- Jordan Bohannon vs TCU (3/19/17)
- 7 -- Devyn Marble vs Oregon (3/18/12)
- 7 -- Matt Gatens vs Wisconsin (2/23/12)
- 7 -- Matt Gatens vs Indiana (2/19/12)

### 3-Point Field Goals Attempted

- 16 -- Jordan Bohannon vs. N. Carolina (12/8/20)
- 15 -- Jordan Bohannon at Notre Dame (12/3/16)
- 14 -- Jordan Bohannon at Syracuse (12/3/19)
- 14 -- Jordan Bohannon vs. Savannah St. (12/22/18)
- 14 -- Jordan Bohannon vs. N'western (2/25/18)
- 12 -- Payton Sandfort vs. Alabama St (11/18/21)**
- 12 -- Jordan Bohannon vs. Nebraska (3/4/21)
- 12 -- Jordan Bohannon at Illinois (1/11/18)
- 12 -- Jordan Bohannon vs. Omaha (12/3/16)

### Free Throws Made

- 22 -- Peter Jok vs. Indiana (2/21/17) \*
- 14 -- Roy Devyn Marble vs. UNI (12/15/12)
- 14 -- Aaron White vs. Texas (11/20/14)
- 13 -- Tyler Cook vs. UAB (11/22/17)
- 13 -- Aaron White vs. Wisconsin (1/19/13)

### Most Rebounds:

- 21 -- Keegan Murray vs. NC Central (11/16/21)**
- 18 -- Luka Garza vs. Wisconsin (1/27/20)
- 18 -- Luka Garza at Nebraska (1/7/20)
- 18 -- Adam Woodbury vs. Wisconsin (2/24/16)
- 17 -- Luka Garza at Minnesota (12/25/20)
- 17 -- Aaron White vs. Iowa State (12/13/13)

### Most Assists

- 13 -- Jordan Bohannon vs. TCU (3/19/17)
- 12 -- Mike Gesell vs. Minnesota (2/14/16)
- 12 -- Mike Gesell vs. Coppin State (11/15/15)
- 11 -- Joe Toussaint vs. Alabama St (11/18/21)**
- 11 -- Jordan Bohannon vs. Wisconsin (1/23/18)
- 11 -- Jordan Bohannon vs. South Dakota (3/15/17)
- 11 -- Mike Gesell vs. Michigan (3/5/16)
- 11 -- Devyn Marble vs. Wisconsin (2/22/14)
- 11 -- Bryce Cartwright vs. Dayton (3/13/12)
- 10 -- Connor McCaffery at Maryland (1/7/21)
- 10 -- Jordan Bohannon vs. Minnesota (12/9/19)
- 10 -- Jordan Bohannon vs. Minnesota (1/30/18)
- 10 -- Jordan Bohannon vs. Ohio State (1/4/18)
- 10 -- Jordan Bohannon vs. Indiana (3/9/17)
- 10 -- Mike Gesell vs. Nebraska (1/5/16)
- 10 -- Mike Gesell vs. Tenn. Tech (12/22/15)

### Most Steals

- 7 -- Eric May vs. SIUE (11/26/10)
- 6 -- Joe Toussaint at Maryland (1/7/21)
- 6 -- Jordan Bohannon vs. Pitt (11/27/18)
- 6 -- Roy Devyn Marble vs. Penn (11/22/13)
- 6 -- Eric May at Wake Forest (11/30/10)
- 5 -- Joe Toussaint vs. Kennesaw St (12/29/19)
- 5 -- Nicholas Baer vs. Drake (12/16/17)
- 5 -- Isaiah Moss vs. Indiana (3/9/17)
- 5 -- Jarryd Cole at Mich St (3/2/11)
- 5 -- Matt Gatens vs. Idaho St (12/4/10)
- 5 -- Aaron White vs. North Florida (12/22/14)
- 5 -- Mike Gesell at Penn State (2/28/15)

### Most Blocks

- 7 -- Melsahn Basabe vs. Iowa St (12/10/10)
- 7 -- Gabriel Olaseni vs. Illinois (3/5/13)
- 6 -- Nicholas Baer at Nebraska (1/5/17)
- 6 -- Jarrod Uthoff vs. Minnesota (2/14/16)
- 6 -- Jarrod Uthoff vs. Michigan State (12/29/15)
- 6 -- Nicholas Baer vs. Drake (12/19/15)
- 6 -- Melsahn Basabe vs. Ohio St (1/4/11)









## 2021-22 Iowa Men's Basketball Combined Team Statistics All games

### Game Records

Record	Overall	Home	Away	Neutral
ALL GAMES	7-0	6-0	1-0	0-0
CONFERENCE	0-0	0-0	0-0	0-0
NON-CONFERENCE	7-0	6-0	1-0	0-0

### Score by Periods

Team	1st	2nd	OT	TOT
Iowa	329	329	0	658
Opponents	202	265	0	467

### Team Box Score


No.	Player				Total		3-Point		F-Throw		Rebounds											
		GP-GS	MIN	AVG	FG-FGA	FG%	3FG-3FGA	3FG%	FT-FTA	FT%	OFF	DEF	TOT	AVG	PF	DQ	A	TO	BLK	STL	PTS	AVG
15	MURRAY, Keegan	7-7	183:38	26.2	63-103	.612	10-29	.345	36-42	.857	21	41	62	8.9	10	0	11	8	16	8	172	24.6
24	MURRAY, Kris	6-0	106:58	17.8	26-48	.542	11-18	.611	7-12	.583	15	21	36	6.0	8	0	6	3	5	4	70	11.7
3	BOHANNON, Jordan	7-7	162:14	23.2	25-57	.439	21-47	.447	9-9	1.000	0	6	6	0.9	8	0	9	1	0	6	80	11.4
22	MCCAFFERY, Patrick	5-5	111:37	22.3	20-43	.465	3-12	.250	14-15	.933	3	9	12	2.4	0	0	11	5	1	3	57	11.4
20	MCCAFFORT, Payton	7-0	97:36	13.9	19-47	.404	12-35	.343	8-8	1.000	4	6	10	1.4	5	0	7	2	2	1	58	8.3
11	PERKINS, Tony	7-0	108:11	15.5	19-38	.500	4-8	.500	16-17	.941	5	10	15	2.1	11	0	7	7	1	9	58	8.3
2	TOUSSAINT, Joe	7-7	135:25	19.3	18-35	.514	3-6	.500	5-5	1.000	3	7	10	1.4	9	0	30	8	0	12	44	6.3
0	REBRACA, Filip	7-7	143:38	20.5	17-26	.654	1-2	.500	8-16	.500	15	34	49	7.0	11	0	3	6	5	2	43	6.1
13	ASH, Austin	6-0	40:46	6.8	7-18	.389	3-12	.250	6-8	.750	2	1	3	0.5	4	0	6	4	0	0	23	3.8
4	ULIS, Ahron	7-0	114:00	16.3	9-21	.429	1-3	.333	7-10	.700	2	11	13	1.9	9	0	21	8	0	5	26	3.7
44	MULVEY, Riley	5-0	39:45	8.0	3-6	.500	0-0	.000	4-4	1.000	2	9	11	2.2	4	0	1	2	1	0	10	2.0
25	LAKETA, Luc	5-0	17:52	3.6	2-4	.500	2-3	.667	0-0	.000	1	0	1	0.2	0	0	0	0	0	1	6	1.2
30	MCCAFFERY, Connor	7-2	120:03	17.2	2-9	.222	1-7	.143	3-4	.750	5	18	23	3.3	9	0	20	2	0	4	8	1.1
23	OGUNDELE, Josh	4-0	18:17	4.6	1-3	.333	0-0	.000	1-3	.333	2	6	8	2.0	2	0	0	2	1	2	3	0.8
Team											9	12	21									
<b>Total</b>		<b>7</b>	<b>1400</b>		<b>231-458</b>	<b>.504</b>	<b>72-182</b>	<b>.396</b>	<b>124-153</b>	<b>.810</b>	<b>89</b>	<b>191</b>	<b>280</b>	<b>40.0</b>	<b>90</b>	<b>0</b>	<b>132</b>	<b>58</b>	<b>32</b>	<b>57</b>	<b>658</b>	<b>94.0</b>
<b>Opponents</b>		<b>7</b>	<b>1400</b>		<b>180-433</b>	<b>.416</b>	<b>51-164</b>	<b>.311</b>	<b>56-78</b>	<b>.718</b>	<b>74</b>	<b>155</b>	<b>229</b>	<b>32.7</b>	<b>137</b>	<b>3</b>	<b>97</b>	<b>110</b>	<b>13</b>	<b>36</b>	<b>467</b>	<b>66.7</b>

### Team Statistics

	IOWA	OPP
<b>Scoring</b>	<b>658</b>	<b>467</b>
Points per game	94.0	66.7
Scoring margin	+27.3	-
<b>Field goals-att</b>	<b>231-458</b>	<b>180-433</b>
Field goal pct	.504	.416
<b>3 point fg-att</b>	<b>72-182</b>	<b>51-164</b>
3-point FG pct	.396	.311
3-pt FG made per game	10.3	7.3
<b>Free throws-att</b>	<b>124-153</b>	<b>56-78</b>
Free throw pct	.810	.718
F-Throws made per game	17.7	8.0
<b>Rebounds</b>	<b>280</b>	<b>229</b>
Rebounds per game	40.0	32.7
Rebounding margin	+7.3	-
<b>Assists</b>	<b>132</b>	<b>97</b>
Assists per game	18.9	13.9
<b>Turnovers</b>	<b>58</b>	<b>110</b>
Turnovers per game	8.3	15.7
Turnover margin	+7.4	-
Assist/turnover ratio	2.3	0.9
<b>Steals</b>	<b>57</b>	<b>36</b>
Steals per game	8.1	5.1
<b>Blocks</b>	<b>32</b>	<b>13</b>
Blocks per game	4.6	1.9
<b>Winning streak</b>	<b>7</b>	<b>-</b>
Home win streak	6	-
<b>Attendance</b>	<b>61281</b>	<b>13542</b>
Home games-Avg/Game	6-10214	1-13542
Neutral site-Avg/Game	-	0-0

### Team Results

Date	Opponent		Score	Att.
11/09/2021	Longwood	W	106-73	9259
11/12/2021	Kansas City	W	89-57	11133
11/16/2021	N.C. Central	W	86-69	9132
11/18/2021	Alabama St.	W	108-82	9957
11/22/2021	Western Mich.	W	109-61	10044
11/26/2021	Portland St.	W	85-51	11756
11/29/2021	at Virginia	W	75-74	13542



0

**Filip Rebraca • F**

	MIN	PTS	REB	BLK	AST	FG%	FT%
SEASON	20.5	6.1	7.0	0.7	0.4	.654	.500
BIG TEN	---	---	---	---	---	---	---
CAREER	28.1	12.5	7.5	0.9	0.9	.543	.338

**6-9 • 230 • Sr. • Somber, Serbia**

- 8 points on 4-of-4 shooting at Virginia last time out
- Transfer from University of North Dakota
- Reached double figures 27 times last season
- Named 2021 All-Summit League Honorable Mention
- Led team and league with 13 double-doubles in 2021



2

**Joe Toussaint • G**

	MIN	PTS	REB	AST	STL	FG%	FT%
SEASON	19.3	6.3	1.4	4.3	1.7	0.514	1.000
BIG TEN	---	---	---	---	---	---	---
CAREER	15.0	5.2	1.6	2.8	1.0	.408	.757

**6-0 • 190 • Jr. • Bronx, N.Y.**

- 10 points including game-winner with 8 seconds remaining at UVA; leads Iowa in steals (1.7) and assists (4.3) per game
- Scored double figures 12 times as a Hawkeye
- Credited with multiple assists in seven straight games to conclude the 2021 season



3

**Jordan Bohannon • G**

	MIN	PTS	REB	AST	STL	FG%	FT%
SEASON	23.2	11.4	0.9	1.3	0.9	.439	1.000
BIG TEN	---	---	---	---	---	---	---
CAREER	29.7	11.5	2.3	4.3	0.7	.392	.890

**6-1 • 175 • Sixth Year Sr. • Marion, Iowa**

- Team-best 21-of-47 (.447) from 3-point range this season
- Made six 3-pointers vs. Virginia; led team with 20 points
- Broke Jon Diebler's all-time B1G 3-point record on Nov. 18
- School record holder in career 3-pointers made (385), games played (150), assists (648), and FT% (.890, 299-336)




4

**Ahron Ulis • G**

	MIN	PTS	REB	AST	STL	FG%	FT%
SEASON	16.3	3.7	1.9	3.0	0.7	.429	.700
BIG TEN	---	---	---	---	---	---	---
CAREER	9.7	2.3	1.2	1.7	0.3	.389	.833

**6-3 • 195 • So. • Chicago Heights, Ill.**

- Posted 26 points so far this year after totaling 28 points last season; 2 points, 2 rebounds, and 2 assists at Virginia
- Competed in 17 games as a freshman; notched 4 assists 3 times in 2021; personal-best 5 asts vs. Longwood this year
- Missed just two free throw attempts in 2021 (18-20, .900)




11

**Tony Perkins • G**

	MIN	PTS	REB	AST	STL	FG%	FT%
SEASON	15.5	8.3	2.1	1.0	1.3	.500	.941
BIG TEN	---	---	---	---	---	---	---
CAREER	8.3	3.1	1.5	0.7	0.5	.479	.719

**6-4 • 205 • So. • Indianapolis, Ind.**

- 4 points on 2-of-3 shooting from the floor in 9 minutes at Virginia; scored in double figures three times this season
- Averaging 8.3 ppg, up from 1.6 ppg as a freshman
- Saw action in 24 games a freshman last season
- Tallied four points six times in 2021




15

**Keegan Murray • F**

	MIN	PTS	REB	AST	BLK	FG%	FT%
SEASON	26.2	24.6	8.9	1.6	2.3	.612	.857
BIG TEN	---	---	---	---	---	---	---
CAREER	19.5	10.4	5.8	0.7	1.4	.546	.800

**6-8 • 225 • So. • Cedar Rapids, Iowa**

- Scoring average is up 17.4 points from last season (7.2 ppg)
- 27 pts and 21 rbs vs. NC Central; first Hawkeye since Bruce King in 1977 to total 25+ points and 20+ rebounds in a game
- Leads the nation in ppg (24.6); +18 pts each game this year
- Son of former Hawkeye Kenyon Murray (1993-96)




20

**Payton Sandfort • G**

	MIN	PTS	REB	AST	STL	FG%	FT%
SEASON	13.9	8.3	1.4	1.0	0.1	.404	1.000
BIG TEN	---	---	---	---	---	---	---
CAREER	13.9	8.3	1.4	1.0	0.1	.404	1.000

**6-7 • 215 • Fr. • Waukee, Iowa**

- 21 points and five 3-pointers vs. Alabama State
- 19 points and five 3-pointers vs. Western Michigan
- Second on the team in 3-pointers made (12) and attempted (35); made all eight FT attempts this season
- Class 4A State Champion at Waukee High School




22

**Patrick McCaffery • F**

	MIN	PTS	REB	AST	STL	FG%	FT%
SEASON	22.3	11.4	2.4	2.2	0.6	.465	.933
BIG TEN	---	---	---	---	---	---	---
CAREER	15.4=6	5.9	2.6	1.1	0.4	.437	.768

**6-9 • 200 • RS So. • Iowa City, Iowa**

- Posted 7 pts, 3 rbs, 3 asts, 1 blk, and 1 stl at Virginia; last-second block sealed the Hawkeye victory in Charlottesville
- Scored in double figures six times in 2021
- Shot 50% or better in five of Iowa's last six contests in 2021, including all four postseason games



23

**Josh Ogundele • C**

	MIN	PTS	REB	BLK	FG%	FT%	
SEASON	4.6	0.8	2.0	0.0	0.3	.333	.333
BIG TEN	---	---	---	---	---	---	---
CAREER	2.9	0.8	1.3	0.0	0.1	.444	.286

**6-11 • 265 • So. • Worcester, Mass.**

- 3 points, 8 rebounds, 2 steals, and one block on the season
- Seen action in 4 games this season
- Second London native to be recruited by Fran McCaffery (Gabe Olaseni, 2012-15); moved to U.S. at 16 years old
- Grabbed a season-high two rebounds three times in 2021




24

**Kris Murray • F**

	MIN	PTS	REB	BLK	AST	FG%	FT%
SEASON	17.8	11.7	6.0	0.6	1.0	.542	.583
BIG TEN	---	---	---	---	---	---	---
CAREER	7.8	4.1	2.3	0.3	0.4	.475	.643

**6-8 • 225 • So. • Cedar Rapids, Iowa**

- 11-of-23 (.478) from 3-pt range; scored double digits in 4-of-6 games played, including high of 17 vs. Alabama State
- Son of former Hawkeye Kenyon Murray (1993-96); named after father's former teammate Chris Street, who died in an auto accident midway through his junior season in 1993




30

**Connor McCaffery • G/F**

	MIN	PTS	REB	AST	STL	FG%	FT%
SEASON	17.2	1.1	3.3	2.9	0.6	.222	.750
BIG TEN	---	---	---	---	---	---	---
CAREER	22.8	4.3	2.8	3.4	0.8	.342	.737

**6-5 • 220 • RS Sr. • Iowa City, Iowa**

- Season and game-high 7 assists versus Portland State
- 10.0 assist-to-turnover ratio (20 assists; 2 turns) this year; fourth in the nation in assist-to-turnover ratio (3.73) in 2021
- Two sport athlete (baseball and basketball)
- 112 assists in 2021; 11th most by a JR in program history



44

**Riley Mulvey • C**

	MIN	PTS	REB	AST	STL	FG%	FT%
SEASON	8.0	2.0	2.2	0.2	0.0	.500	1.000
BIG TEN	---	---	---	---	---	---	---
CAREER	8.0	2.0	2.2	0.2	0.0	.500	1.000

**6-11 • 245 • Fr. • Rotterdam, New York**

- Netted a personal-best 8 points vs. Western Michigan
- 5 rebounds and 2-of-2 from the free throw line versus Alabama State
- Second-ranked 2022 junior in Connecticut before reclassifying and ranked as the No. 5 player in 2021