



3 FINAL FOURS | 8 BIG TEN CHAMPIONSHIPS | 2 BIG TEN TOURNAMENT TITLES | 27 NCAA TOURNAMENTS

SOUTHEASTERN LOUISIANA (4-8) at IOWA (8-3)

Dec. 21, 2021 // Iowa City, Iowa // Carver-Hawkeye Arena // 7:01 p.m. CT

IOWA HAWKEYES (Previous Game Starters)

Pos.	No.	Name	Ht.	Wt.	Yr.	Hometown	Statistical Summary
G	2	Joe Toussaint	6-0	190	Jr.	Bronx, New York	5.2 ppg, 1.5 rpg, 3.5 apg
G	3	Jordan Bohannon	6-1	175	RS-Sr.	Marion, Iowa	10.5 ppg, 0.9 rpg, 1.1 apg
F	22	Patrick McCaffery	6-9	200	RS-So.	Iowa City, Iowa	11.4 ppg, 3.2 rpg, 2.0 apg
F	15	Keegan Murray	6-8	225	So.	Cedar Rapids, Iowa	23.5 ppg, 7.8 rpg, 2.1 bpg
F	0	Filip Rebraca	6-9	230	Sr.	Sombor, Serbia	5.7 ppg, 6.0 rpg, 0.5 apg

Head Coach: Fran McCaffery (Penn, 1979); 12th Season at Iowa (224-155); 24th Season Overall (475-332)

GAME #12 STORYLINES

- Tuesday is the second all-time meeting between Iowa and Southeastern Louisiana. The Hawkeyes won the previous meeting (57-50) on Dec. 29, 2007, in Iowa City.
- Iowa has limited its turnovers in each of the first 11 games. The Hawkeyes are second in the country in fewest turnovers per game (8.4) and assist-to-turnover ratio (2.08); and third in turnover margin (7.5).
- Keegan Murray is tops in the country in points per game (23.5); 41st in blocks per contest (2.1); 42nd in free throws made (47); and 49th in field goal percentage (.572).
- The Hawkeyes have had scoring runs of 10-0 or more a combined 14 times in 11 games.
- Four of Iowa's last five games were played away from home.
- Kris Murray leads the squad in 3-point accuracy, making 50 percent (16-of-32) of his attempts, while Jordan Bohannon ranks second (.413, 26-of-63).
- Jordan Bohannon (106) and Connor McCaffery (87) rank second and fourth, respectively, in most career wins among active Big Ten players.
- Jordan Bohannon sank his 375th career 3-pointer on Nov. 18, to surpass Ohio State's Jon Diebler (2008-11) to become the Big Ten's all-time 3-point leader.
- Sophomore forward Keegan Murray is one of three Big Ten players since the 2002-03 season with six consecutive 20-point games to start the season.
- Iowa has been making the most of its trips to the foul line through 11 games. The Hawkeyes are shooting 79.1 percent from the foul line. Iowa is tops in the Big Ten and 13th nationally in free throw accuracy. The Hawkeyes have made (182) nearly more free throws than their opponents have attempted (184). The 182 free throw makes are 19th most in the country.
- Iowa is the only Division I program with two sets of brothers on the 2021-22 roster, with one being identical twins. Connor and Patrick McCaffery are two years apart, while Keegan and Kris Murray are identical twins. The Murray twins are one of five twins on Division I rosters this season (Arizona State, San Diego State, SIUE, and Wisconsin).
- Fran McCaffery has coached a first-team All-Big Ten honoree six of the last eight years. He has guided Iowa to 20+ wins seven of the last nine seasons and fifth place or better finishes in the Big Ten five of the last seven years.
- Jordan Bohannon is back for his sixth season. He is Iowa's career leader in assists (652), free throw percentage (.892), games played (154), and 3-pointers (390). He ranks sixth in career scoring (1,754).
- Fran McCaffery has guided Iowa to 20 wins or more in seven of the last nine seasons. He has led Iowa to Big Ten upper division finishes eight of the last nine years. Iowa, Michigan State, and Wisconsin have each recorded a Big Ten-best eight first division finishes since 2013.

2021-22 SCHEDULE/RESULTS

Date	Opponent (TV)	Time
Nov. 9	Longwood	W, 106-73
Nov. 12	Kansas City	W, 89-57
Nov. 16	N.C. Central	W, 86-69
Nov. 18	Alabama State	W, 108-82
Nov. 22	Western Michigan	W, 109-61
Nov. 26	Portland State	W, 85-51
Nov. 29	at Virginia %	W, 75-74
Dec. 3	at #2 Purdue	L, 70-77
Dec. 6	Illinois	L, 83-87
Dec. 9	at #17 Iowa State +	L, 53-73
Dec. 18	vs. Utah State ^	W, 94-75
Dec. 21	Southeastern Louisiana (B1G+) 7:01 p.m.	
Dec. 29	Western Illinois (B1G+)	7 p.m.
Jan. 3	Maryland (B1G Network)	8 p.m.
Jan. 6	at Wisconsin (FS1)	8 p.m.
Jan. 13	Indiana (FS1)	8 p.m.
Jan. 16	at Minnesota (B1G Network)	TBD
Jan. 19	at Rutgers (B1G Network)	7:30 p.m.
Jan. 22	Penn State (B1G Network)	TBD
Jan. 27	Purdue (FS1)	8 p.m.
Jan. 31	at Penn State (B1G Network)	6 p.m.
Feb. 3	at Ohio State (FS1)	7 p.m.
Feb. 6	Minnesota (B1G Network)	3:30 p.m.
Feb. 10	at Maryland (ESPN2)	6 p.m.
Feb. 13	Nebraska (FS1)	2 p.m.
Feb. 17	Michigan (ESPN/2)	6 p.m.
Feb. 22	Michigan State (ESPN/2)	6 p.m.
Feb. 25	at Nebraska (FS1)	8 p.m.
Feb. 28	Northwestern (B1G Network)	8 p.m.
March 3	at Michigan (FS1)	8 p.m.
March 6	at Illinois (FS1)	6:30 p.m.
March 9-13	at Big Ten Tournament *	

all times listed are central

^ -- played at Sioux Falls, South Dakota

% -- Big Ten/ACC Men's Basketball Challenge

+ -- Iowa Corn Cy-Hawk Series

* -- Big Ten Tournament - Indianapolis

PRONUNCIATION GUIDE

Luc Laketa	LUKE Luh-KET-uh
Josh Ogundele	Oh-GOON-duh-lay
Filip Rebraca	Reh-BRAH-chuh
Kirk Speraw	SPEAR-awe
Joe Toussaint	two-SAHNT
Ahron Ulis	YOU-liss

MULTIMEDIA GAME INFORMATION

STREAMING

- B1G+

MOBILE APPS/ONLINE

- B1G+ APP
- Jay Wilson (PxP)
- Matt Menzl (analyst)

RADIO

- Hawkeye Radio Network
- XM 388
- Gary Dolphin (PxP)
- Bob Hansen (analyst)

LIVE STATISTICS

- StatBroadcast
- hawkeyesports.com



INSIDE THE NUMBERS

	IOWA	SE LA
Scoring Average	87.1	79.8
Scoring Defense	70.8	68.1
Scoring Margin	+16.3	+11.7
FG%	.473	.486
FG% Defense	.426	.407
FT%	.791	.756
3-PT FG%	.353	.382
3-PT FG% Defense	.336	.335
Rebound Margin	+0.4	+5.2
Assists Per Game	17.4	20.2
Turnovers Per Game	8.4	13.2
Steals Per Game	8.2	6.9
Blocks Per Game	4.3	1.9

MISCELLANEOUS STATS

Double-Figure Scoring Games...

Player	16-18	18-19	19-20	20-21	21-22	Career
Jordan Bohannon	39	20	4	15	6	84
Keegan Murray	---	---	---	8	9	17
Patrick McCaffery	---	---	---	6	7	13
Joe Toussaint	---	---	8	2	2	12
Connor McCaffery	---	3	6	2	---	11
Kris Murray	---	---	---	---	6	6
Tony Perkins	---	---	---	---	5	5
Payton Sandfort	---	---	---	---	2	2
Ahron Ulis	---	---	---	---	2	2

20-Point Scoring Games...

Player	16-18	18-19	19-20	20-21	21-22	Career
Jordan Bohannon	13	3	1	4	1	22
Keegan Murray	---	---	---	---	7	7
Payton Sandfort	---	---	---	---	1	1

Double-Figure Rebounding Games...

Player	16-18	18-19	19-20	20-21	21-22	Career
Filip Rebraca	---	3	14	5	1	23
Keegan Murray	---	---	---	1	1	2
Connor McCaffery	---	---	1	---	---	1

Double-Doubles...

Player	16-18	18-19	19-20	20-21	21-22	Career
Filip Rebraca	---	1	12	5	---	18
Jordan Bohannon	6	---	---	1	---	7
Keegan Murray	---	---	---	---	1	1
Joe Toussaint	---	---	---	---	1	1

4+ Three-Pointer Games...

Player	16-18	18-19	19-20	20-21	21-22	Career
Jordan Bohannon	22	7	2	7	3	41
Payton Sandfort	---	---	---	---	2	2
Connor McCaffery	---	---	---	1	---	1

5+ Assists Games...

Player	16-18	18-19	19-20	20-21	21-22	Career
Jordan Bohannon	42	11	1	15	---	69
Connor McCaffery	---	9	8	10	1	28
Joe Toussaint	---	---	4	3	2	9
Ahron Ulis	---	---	---	---	3	3

3+ Steals Games...

Player	16-18	18-19	19-20	20-21	21-22	Career
Connor McCaffery	---	1	5	1	---	7
Joe Toussaint	---	---	1	3	2	6
Jordan Bohannon	3	1	---	---	1	5
Keegan Murray	---	---	---	2	3	5
Tony Perkins	---	---	---	---	2	2
Ahron Ulis	---	---	---	---	1	1

3+ Blocks Games...

Player	16-18	18-19	19-20	20-21	21-22	Career
Keegan Murray	---	---	---	6	3	9

UI CAREER BIG COACHING WINS

1.	125	Tom Davis	1986-99
2.	103	Fran McCaffery	2010-

UI CAREER COACHING WINS

1.	269	Tom Davis	1986-99
2.	224	Fran McCaffery	2010-

UI ATHLETIC COMMUNICATIONS

S300 Carver-Hawkeye Arena, Iowa City, IA 52242
hawkeyesports.com • hawkeyebasketball.com

MBB CONTACT: MATTHEW WEITZEL

office: 319-335-6590 • cell: 319-430-8176

email: matthew-weitzel@hawkeyesports.com

Twitter: @BigWeitz

MARGIN OF VICTORY/DEFEAT

Points	1	2	3	4	5	6	7	8	9	10+	15+	20+
Wins	1	0	0	0	0	0	0	0	0	0	2	5
Losses	0	0	0	1	0	0	1	0	0	0	0	1

THE SETTING

Iowa (8-3) will play its final two December games at home beginning on Tuesday against Southeastern Louisiana (4-8). Tipoff is slated for 7:01 p.m. (CT) on Mediacom Court at Carver-Hawkeye Arena (15,056). Tickets are \$15 for adults and \$5 for youth and UI Students. Terrace Club tickets are also available for purchase for \$36.25.

Tuesday is Ugly Sweater Night where fans are encouraged to wear their favorite holiday ugly sweater to the game.

ON THE AIR

Radio: Iowa games are broadcast on the Hawkeye Radio Network. Gary Dolphin handles the play-by-play, along with color commentator Bob Hansen. The network includes more than 40 stations that blanket the state of Iowa and include portions of Illinois, Nebraska, Minnesota, Missouri and Wisconsin. The Hawkeye Radio Network coverage includes a 60-minute pregame show.

Stream: Tuesday's contest will be streamed on mobile devices at B1G+ (\$). Jay Wilson and Matt Menzl will call the action.

IOWA CRUISES TO VICTORY OVER UTAH STATE

Iowa snapped its first three-game losing streak in over two years with a 94-75 convincing win over Utah State at a sold out Sanford Pentagon in Sioux Falls, South Dakota on Saturday.

- Keegan Murray, who is tops in the nation in points per game, led the team with a career-best 35 points. Murray scored 18 straight Hawkeye points spanning 6:08 in the first half. He was six points from the arena record (41 by Stanley Umude of South Dakota on Dec. 12, 2020).
- Iowa has had a player score 30+ points in each of its last two games at the Sanford Pentagon; Keegan Murray netted 35 points versus Utah State on Saturday and Luka Garza tallied 30 against Gonzaga last December.
- Keegan's brother, Kris Murray, matched a personal best with 17 points.
- The Hawkeyes limited Utah State to only two offensive rebounds, the fewest by a Hawkeye opponent this season.
- Iowa had two scoring runs of at least 10-0: 12-0 spanning halves and 10-0 later in the second half. The Hawkeyes have had scoring runs of 10-0 or more a combined 14 times in 11 games.
- Saturday was Iowa's first game in nine days and fourth contest away from home in five games.
- Brandon Horvath (18) and Justin Bean (17) combined for 35 of Utah State's 75 points.
- Iowa improved to 3-1 all-time against Utah State.

2021-22 IOWA HAWKEYES ROSTER

No.	Name	Pos.	Ht.	Wt.	Yr.	Hometown (Last School)
0	Filip Rebraca	F	6-9	230	Sr.	Sombor, Serbia (University of North Dakota)
2	Joe Toussaint	G	6-0	190	Jr.	Bronx, N.Y. (Cardinal Hayes)
3	Jordan Bohannon	G	6-1	175	Sr. [^]	Marion, Iowa (Linn-Mar)
4	Ahron Ulis	G	6-3	195	So.	Chicago, Ill. (Marion Catholic)
11	Tony Perkins	G	6-4	205	So.	Indianapolis, Ind. (Lawrence North)
13	Austin Ash	G	6-3	180	Sr. [^]	Cedar Rapids, Iowa (Mount Vernon)
14	Carter Kingsbury	G	6-4	225	Fr.	Ponca, Neb. (Brewster Academy)
15	Keegan Murray	F	6-8	225	So.	Cedar Rapids, Iowa (Prairie/DME Academy)
20	Payton Sandfort	F	6-7	215	Fr.	Waukee, Iowa (Waukee)
22	Patrick McCaffery	F	6-9	200	So. [^]	Iowa City, Iowa (West)
23	Josh Ogundele	C	6-11	265	So.	London, England (Worcester Academy)
24	Kris Murray	F	6-8	225	So.	Cedar Rapids, Iowa (Prairie/DME Academy)
25	Luc Laketa	G	6-5	180	Fr.	Concord, Mich. (Winchendon School)
30	Connor McCaffery	G/F	6-5	220	Sr. [^]	Iowa City, Iowa (West)
44	Riley Mulvey	C	6-11	245	Fr.	Rotterdam, N.Y. (St. Thomas More)

Head Coach: Fran McCaffery

Assistant Coaches: Kirk Speraw, Sherman Dillard, Billy Taylor



HEAD COACH FRAN McCAFFERY

Fran McCaffery, who recently signed a contract extension through the 2028 season, is in his 12th season as the head basketball coach at the University of Iowa and his 26th year overall as a college head coach. McCaffery has reached the 20-win plateau 10 of the last 14 seasons.

McCaffery spent five seasons (2005-10) as the head coach at Siena, six years at UNC-Greensboro (1999-2005) and three seasons at Lehigh (1985-88) before joining the Hawkeyes.

McCaffery has nearly four decades of Division I coaching experience. He is in his 40th season as a collegiate coach, which includes 26 years as a head coach and 14 as an assistant. McCaffery is one of 14 coaches to lead at least four different Division I teams to the NCAA Tournament.

McCaffery, 61, holds a career mark of 475-332 (.589) and guided his teams to 14 postseason appearances (10 NCAA & four NIT). Iowa likely would have competed in another NCAA Tournament in 2020, if not for the NCAA canceling the postseason due to COVID-19. He is 224-155 (.591) at Iowa; the second winningest coach in program history. McCaffery led Iowa to wins in four of the last six NCAA Tournaments (2015, 2016, 2019, and 2021).

Since taking over the Iowa program in 2010, Iowa has earned eight postseason tournament berths (5 NCAA, 3 NIT). McCaffery coached Iowa to 25 victories in 2013, equaling the second-most win total in program history. McCaffery has guided five players to first team All-Big Ten status six of the last eight years, including the 2020 & 2021 National and Big Ten Player of the Year, Luka Garza.

McCaffery has posted upper division finishes in eight of the last nine seasons at Iowa and 20 of 25 seasons as a head coach. He has posted 20 wins or more 10 of the last 14 seasons, including seven of the last nine years at Iowa (2013, 2014, 2015, 2016, 2019, 2020, and 2021). Iowa's 205 victories between 2013-21 are the most over a 10-year span at Iowa since 1987-96 (207).

McCaffery and the Hawkeyes boast a 138-37 (.789) home record the last 10 seasons, which includes a school-record 18 wins in 2014 and 13 consecutive victories in 2019-20. Iowa has won 14 games in Carver-Hawkeye Arena each of the last three seasons (2019, 2020, 2021).

McCaffery's five years at Siena were the best in its 70-year history. He led the Saints on an incredible run that ended with three straight Metro Atlantic Athletic Conference championships and NCAA Tournament appearances.

McCaffery's Saints owned a 112-51 (.687) record in his five years with the program. He guided the Saints to four consecutive 20-win seasons. McCaffery's achievements earned the head coach Siena Hall of Fame recognition in 2017.

The 2009 MAAC Coach of the Year and 2010 District I Coach of the Year is the third winningest coach, by percentage, in league history (.687). He is the only coach to guide a MAAC program to two NCAA Tournament wins. McCaffery led his 2008 and 2009 teams to first round NCAA Tournament victories over Vanderbilt and Ohio State, respectively.

In his final two seasons at Siena, he coached the Saints to back-to-back 27-win campaigns and boasted a combined 39-3 (.929) record against MAAC opponents, which included MAAC Tournament contests.

McCaffery began his coaching career as an assistant at Penn (1982-83) and Lehigh (1983-85). After three seasons as head coach at Lehigh, he spent 11 seasons as an assistant at Notre Dame (1988-99).

McCaffery played basketball at Wake Forest his freshman year (1977-78) and concluded his playing career at Penn his final three seasons (1979-82).

He earned his B.S. degree in Economics from The Wharton School (Penn) in 1982. McCaffery also earned a Master of Education from Lehigh in 1985.



COACHING HONORS

NABC District I Coach of the Year, 2009-10
MAAC Coach of the Year, 2008-09

HEAD COACHING EXPERIENCE

Lehigh (1985-88):49-39 (.557); 8-6 (.571) League
UNC-Greensboro (1999-05).....90-87 (.508); 49-47 (.510) League
Siena (2005-10)112-51 (.687); 68-22 (.756) League
Iowa (2010-present):224-155 (.591); 103-104 (.498) League

THE McCAFFERY FILE

Born: May 23, 1959
Hometown: Philadelphia, Pennsylvania
High School: LaSalle, 1977
College: B.S. in Economics, The Wharton School (Penn), 1982
Master of Education, Lehigh, 1985
Family: Wife, Margaret
Sons, Connor, Patrick and Jonathan Francis
Daughter, Marit Katherine
Brother, Jack (sportswriter in Philadelphia area)

Coaching Honors

MAAC Coach of the Year, 2009
NABC District I Coach of the Year, 2009-10

Coaching History (39 years)

1983 Assistant Coach, Penn
1984-85 Assistant Coach, Lehigh
1985-88 Head Coach, Lehigh
1988-99 Assistant Coach, Notre Dame
1999-05 Head Coach, UNC-Greensboro
2005-10 Head Coach, Siena
2010-present Head Coach, University of Iowa

Coaching Chart

Overall (25 seasons): 475-332 (.589)
At Iowa (12 seasons): 224-155 (.591)
At Siena (five seasons): 112-51 (.688)
At UNCG (six seasons): 90-87 (.508)
At Lehigh (three seasons): 49-40 (.551)
NCAA Tournament (10 appearances*): 6-9
NIT (four appearances): 6-4

**McCaffery is the first coach to bring three different programs from one-bid leagues to the NCAA Tournament (conferences that sent just one team the year his program advanced).*

McCaffery in Postseason Play

1988 NCAA Tournament -- Lehigh
1989 NCAA Tournament -- Notre Dame
1990 NCAA Tournament -- Notre Dame
1992 NIT -- Notre Dame
1997 NIT -- Notre Dame
2001 NCAA Tournament -- UNC-Greensboro
2002 NIT -- UNC-Greensboro
2008 NCAA Tournament -- Siena
2009 NCAA Tournament -- Siena
2010 NCAA Tournament -- Siena
2012 NIT -- Iowa
2013 NIT -- Iowa
2014 NCAA Tournament -- Iowa
2015 NCAA Tournament -- Iowa
2016 NCAA Tournament -- Iowa
2017 NIT -- Iowa
2019 NCAA Tournament -- Iowa
2020 NCAA Tournament postponed (COVID-19)
2021 NCAA Tournament -- Iowa

Playing Experience

Wake Forest, 1977-78
Penn, 1979-82



Big Ten Standings/Schedule

Team	Big Ten	Pct.	Overall	Pct.
Michigan State	2-0	1.000	9-2	.818
Ohio State	2-0	1.000	8-2	.800
Illinois	2-0	1.000	8-3	.727
Northwestern	1-0	1.000	7-2	.778
Purdue	1-1	.500	10-1	.909
Minnesota	1-1	.500	9-1	.900
Indiana	1-1	.500	9-2	.818
Wisconsin	1-1	.500	9-2	.818
Michigan	1-1	.500	7-4	.636
Rutgers	1-1	.500	5-5	.500
Maryland	0-1	.000	6-4	.600
IOWA	0-2	.000	8-3	.727
Penn State	0-2	.000	5-5	.500
Nebraska	0-2	.000	5-7	.417

Monday, Dec. 20

Incarnate Word at Purdue, 6 p.m.
Illinois-Springfield at Northwestern, 6 p.m.

Tuesday, Dec. 21

IPFW at Michigan, 6 p.m.
Michigan State vs. Oakland, 6:30 p.m.
Southeastern Louisiana at IOWA, 7 p.m.

Wednesday, Dec. 22

Northern Kentucky at Indiana, 6 p.m.
Kennesaw State at Nebraska, 6:30 p.m.
Green Bay at Minnesota, 7 p.m.
Illinois vs. Missouri, 8 p.m.

All times are central

National Rankings

AP Poll

Dec. 20

- Baylor
- Duke
- Purdue
- Gonzaga
- UCLA
- Arizona
- Kansas
- USC
- Iowa State
- Alabama
- Michigan State
- Auburn
- Houston
- Ohio State
- Seton Hall
- Texas
- LSU
- Xavier
- Tennessee
- Kentucky
- Colorado State
- Providence
- Villanova
- Wisconsin
- Texas Tech

USA Today Poll

Dec. 20

- Baylor
- Duke
- Purdue
- Gonzaga
- Arizona
- UCLA
- Kansas
- Iowa State
- USC
- Michigan State
- Alabama
- Auburn
- Ohio State
- Houston
- Seton Hall
- LSU
- Texas
- Kentucky
- Tennessee
- Xavier
- Colorado State
- Villanova
- Providence
- Wisconsin
- Texas Tech

2021-22 IOWA CAPTAINS

Iowa captains are Jordan Bohannon and Connor McCaffery.

SCOUTING SOUTHEASTERN LOUISIANA

- Southeastern Louisiana has lost six of its last seven contests, including Sunday's game at No. 11 Iowa State (77-54). The Lions' four victories this season have come against Southeastern Baptist College, Paul Quinn College, Ecclesia College, and Troy University.
- Gus Okafor led the Lions in their loss at No. 11 Iowa State Sunday afternoon with 13 points and eight rebounds. Southeastern Louisiana struggled shooting the basketball, making only 36.7 percent of its field goal attempts, while the Cyclones shot 56.9 percent.
- The Lions finished ninth a year ago in the Southland Conference, posting an 8-18 overall record and 5-10 mark in league play.
- Senior Keon Clergeot made 154 free throws last season, fourth most in the country.
- Three Lions average double figures in scoring: Gus Okafor (12.8), Keon Clergeot (12.1), and Jalyn Hinton (11.5). Hinton also averages a team-best 7.5 rebounds and 2.0 blocks. Ryan Burkhardt is the team's top 3-point threat making 27-of-75 attempts from distance.
- Joe Kasperzyk ranks 77th in the country, averaging 1.92 steals per contest.
- Tuesday will be the Lions' 10th game away from home to start the season.
- David Kiefer is in his seventh season at Southeastern Louisiana, including his third year as head coach after serving as an assistant coach the previous four seasons. Prior to coaching the Lions, Kiefer spent a year on the staff at South Carolina, serving as the team's director of video services.

KEEGAN MURRAY 2X BIG TEN PLAYER OF THE WEEK

Sophomore Keegan Murray has been named Big Ten Player of the Week twice this season (Dec. 20 and Nov. 22).

Murray powered the Hawkeyes to a convincing 94-75 victory over Utah State last Saturday night in Sioux Falls, South Dakota. Murray exploded for a career-best 35 points. He scored 18 straight Hawkeye points spanning 6:08 in the first half. Murray was six points from the arena record (41 by Stanley Umude of South Dakota on Dec. 12, 2020). The native of Cedar Rapids, Iowa, also totaled a game-best seven rebounds and had two steals, one block, and an assist. Iowa was +22 when Murray was on the court against the Aggies.

Murray averaged 26.5 points, 13.5 rebounds, 3.0 assists and 2.5 blocks in a pair of wins over N.C. Central and Alabama State. He had a historic stat line against N.C. Central, totaling 27 points, 21 rebounds, and four blocks against the Eagles. He became the fourth Hawkeye over the last five decades, and first since 1977, to score 20+ points and grab 20+ rebounds in a game. Against Alabama State, Murray amassed 26 points, six rebounds, and a career-high four assists. He sank two of Iowa's school-record 20 3-pointers in a 26-point win.

JORDAN BOHANNON HOLDS 4 IOWA ALL-TIME RECORDS

Jordan Bohannon, competing in his sixth season, is the program's career leader in four statistical categories: assists (652), 3-pointers made (390), games played (154), and free throw percentage (.892, 306-343). His 390 triples are the most in Big Ten history and 128 more than any other Hawkeye.

He is four games played from becoming the NCAA all-time leader (157 by Ohio State's David Lighty, 2007-11). Bohannon ranks sixth in career scoring (1,754) and is 15 points from surpassing Greg Stokes (1,768) for fifth.

Bohannon, an honorable mention all-conference honoree in 2021, is one of 30 Division I players over the last 25 years to make 75+ 3-pointers in four seasons.

Bohannon ranked first in the league in 3-point accuracy (.394) and second in 3-pointers made per game (2.58) in 2021. He was second in the conference in assist-to-turnover ratio (3.07) and fourth in assists per contest (4.4).

Bohannon's 80 3-pointers in 2021 are fourth most and his 135 assists are ninth most by a senior in program history.

He is one of only three Division I players since the 1992-93 season to amass more than 625 assists and 360 3-pointers.

Bohannon is one of only three Hawkeyes to post four 100-assist seasons (Jeff Horn-er, Dean Oliver). He has accumulated seven points-assists double-doubles, the most in school history. Bohannon registered a school-record eight games with 10 or more assists.



TWICE AS NICE

Sophomores Keegan and Kris Murray rank first and third, respectively, in team scoring. Keegan averages 23.5 points, while Kris averages 11.1 points. Keegan also ranks first on the squad in rebounds per game (7.8), blocks per game (2.1), and free throws made (47), while Kris ranks third on the squad in rebounds per contest (5.5), and first in 3-point accuracy (.500, 16-of-32).

The Murray's combined for 52 of Iowa's 94 points versus Utah State last Saturday night. Keegan amassed a career-high 35 points, while Kris matched a personal best with 17 points against the Aggies. The duo also combined for 11 rebounds, four steals, and two blocked shots.

TOUSSAINT RETURNS TO STARTING LINEUP

Junior Joe Toussaint has been a good floor general so far this season. After starting 20 games in 2019, his role changed to coming off the bench last year with a roster filled with upperclassmen.

The native of Bronx, New York, scored the game-winning bucket with eight seconds remaining at Virginia on Nov. 29.

He was all over the floor in the opener versus Longwood tallying nine points, four assists, and four of Iowa's six steals. Against Alabama State, he totaled a career-high 11 assists and a season-high 11 points.

Toussaint ranks 11th in the Big Ten in assists per game (3.5) and fifth in assist-to-turnover ratio (2.79). He has already surpassed his 3-point field goals made mark from a year ago through 10 games this season (4).

IOWA'S STATISTICAL COMPARISONS

	All Games	Big Ten	Home Games	Away Games	Iowa Wins	Iowa Losses
Record	8-3	0-2	6-1	2-2	8-0	0-3
Points	87.1	76.5	95.1	73.0	94.0	68.7
Opp. Pts	70.8	82.0	68.6	74.8	67.8	79.0
FG%	.473	.427	.493	.437	.510	.376
FG Def.	.426	.431	.405	.468	.424	.433
3-PT%	.353	.295	.383	.295	.385	.257
3-pt. Def.	.336	.432	.310	.388	.316	.391
FT%	.791	.683	.815	.735	.805	.750
REB	36.4	26.5	39.0	31.8	39.4	28.3
AST	17.4	14.0	19.4	13.8	19.1	12.7
TO	8.4	6.5	8.3	8.5	8.5	8.3
STL	8.2	7.5	9.1	6.5	8.5	7.3
BLK	4.3	2.5	4.9	3.3	4.5	3.7

VALUING THE BASKETBALL

The Hawkeyes rank second in the country in fewest turnovers per game (8.4) and assist-to-turnover ratio (2.08), and third in turnover margin (7.5) through 11 games.

McCaffery has continued his mastery of limiting turnovers in 2021-22 with 25 assists and only three turnovers, boasting a staggering 8.3 assist-to-turnover ratio. Ahron Ulis' 3.08 ratio is tops in the league and 22nd nationally.

Iowa ranked first in the nation in assist-to-turnover ratio (2.02) last season. The Hawkeyes had two players ranked high nationally in assist-to-turnover ratio. Connor McCaffery was fourth in the country with a 3.73 ratio (112 assists; 30 turnovers), while Jordan Bohannon was 13th with a 3.07 ratio (135 assists; 44 turnovers).

At Virginia and versus Illinois, the Hawkeyes committed a season-low four turnovers, tying the third fewest total in a single-game in the Fran McCaffery era. The four turnovers against the Cavaliers are the fourth lowest in any Big Ten/ACC Challenge game.

SPOTLIGHTING KEEGAN MURRAY'S DOMINATING EFFORT

Keegan Murray posted 27 points, 21 rebounds, four blocks, and two assists in Iowa's win over North Carolina Central on Nov. 16. He accomplished something that has not been done in over four decades by a Hawkeye.

Murray is the first Hawkeye to total 25+ points and 20+ rebounds in a game since Bruce King in 1977. King had 31 points and 21 rebounds vs. Ohio State in 1977.

Murray is one of four players over the last five decades to post a 20-20 game: Kevin Kunnert (24-23) vs. Illinois in 1972; Fred Haberecht (29-20) vs. Wisconsin in 1975; Bruce King (42-20) vs. Pittsburgh in 1976; Bruce King (31-21) vs. Ohio State in 1977.

The last Big Ten player to have a 20-20 performance was Purdue's Trevion Williams at Michigan on Jan. 9, 2020 (36-20).

Murray is the first Hawkeye since Greg Brunner in 2006 to grab 20+ rebounds in a game; Brunner had 23 against Minnesota on Jan. 18, 2006.

Murray is the first major conference player with 27+ points, 21+ rebounds, and 4+ blocks since Kansas State's Michael Beasley versus Sacramento State on Nov. 9, 2007.

IOWA VS. RANKED TEAMS

Iowa is 0-2 against ranked opponents this season, losing both games on the road at No. 2 Purdue (77-70) and at No. 17 Iowa State (73-53).

Iowa's eight victories versus ranked opponents tied Illinois and Kansas for third most by any team in the country during the 2020-21 season (Baylor, 11; Oklahoma State, 9). Additionally, the eight wins are the most by a Hawkeye team since 2006 (8).

The Hawkeyes won 15 games over ranked foes the previous two seasons, the most in the country.

Iowa won seven contests against ranked opponents in 2019-20, the most by any team nationally.

Below are Iowa's most recent victories over nationally-ranked opponents:

- At Home:** 77-73 over 25th-ranked Wisconsin, 3/4/21
79-66 over 25th-ranked Rutgers, 2/10/21
86-71 over 16th-ranked Minnesota, 1/10/21
87-72 over 19th-ranked Northwestern, 12/29/20
93-80 over 16th-ranked North Carolina, 12/8/20
- On the Road:** 73-57 over 4th-ranked Ohio State, 2/28/21
77-62 over 21st-ranked Wisconsin, 2/18/21
77-75 over 14th-ranked Rutgers, 1/2/21
59-57 over 21st-ranked Wisconsin, 3/2/17
- Neutral Court:** 72-61 over 12th-ranked Texas Tech, 11/28/19
79-72 over 22nd-ranked Cincinnati, 3/22/19
77-69 over 13th-ranked Oregon, 11/15/18

IOWA HISTORY

Iowa has played 2,883 games since beginning basketball in 1902. Iowa's overall record is 1,700-1,183 (.589). Iowa's 1,700 wins are 36th most among Division I programs. That includes a 1,088-375 (.744) record in home games, a 612-808 (.430) record in contests away from Iowa City, a 802-807 (.498) mark in Big Ten games and a 492-149 (.768) record in Carver-Hawkeye Arena.

MCCAFFERY CLIMBING WINS CHART

Fran McCaffery and the Hawkeyes have reached 20 wins seven of the last nine seasons. McCaffery and Tom Davis (10) are the only Iowa coaches to win 20 or more games in at least seven seasons.

Among Iowa's head basketball coaches, McCaffery ranks second in tournament appearances behind Davis (9). Davis is Iowa's all-time winningest coach, while McCaffery is second.

IOWA SIGNS 2 PREP STANDOUTS

JOSH DIX // G, 6-5, 190 // Council Bluffs, Iowa (Council Bluffs High School)

- Three-year team captain
- Two-time first-team all-conference selection and City Player of the Year
- Third team all-state as a sophomore and first-team all-state as a junior
- Shot 50 percent or better from the field his first three seasons of prep basketball
- Averaged a team-best 19.4 points, 7.2 rebounds, 4.3 assists as a junior
- Shot at 54 percent from the field, 38 percent from 3-point range, and 73 percent from the foul line as a junior
- Surpassed 1,000 career points last season
- Averaged 17.5 points, 5.1 rebounds as a sophomore and 10.2 points per contest as a freshman
- Three-time academic all-conference honoree

FRAN McCAFFERY ON JOSH DIX

"Josh is incredibly versatile. He can play multiple positions. He has a great frame. Josh is good with the ball in his hands finding people and getting to the rim. He's physical defensively and is an excellent rebounder for his position. Josh is a winning player. We are really excited about him."

DASONTE BOWEN // G, 6-3, 165 // Boston, Massachusetts (Brewster Academy)

- Ranked No. 91 in the ESPN Top 100 for the Class of 2022
- Averaged 15.2 points, 3.6 rebounds, 2.6 assists, and 1.4 steals while shooting 52.7 percent from the field, 47.4 percent from 3-point range, and 90 percent from the foul line this past summer playing EYBL
- Netted 37 points and seven assists in a game as a sophomore at Worcester Academy
- All-NEPSAC first team honoree as a sophomore
- Played with Hawkeye sophomore Josh Ogundele at Worcester Academy in 2020

FRAN McCAFFERY ON DASONTE BOWEN

"Dasonte is creative and fearless on the basketball court. He has incredible vision and makes plays. Dasonte can step back and hit the three, but he is constantly attacking the defense. He can rebound and score a variety of ways. He is an incredibly unselfish player. We are excited to welcome him to the Hawkeye family."

RECENT GRADUATES PLAYING PROFESSIONAL BASKETBALL

A number of recent Iowa basketball graduates are playing professionally: Joe Wieskamp (NBA San Antonio Spurs), Luka Garza (NBA Detroit Pistons), Jarrod Uthoff (Japan), Devyn Marble (Israel), Tyler Cook (NBA Chicago Bulls), Anthony Clemmons (Italy), Gabriel Olaseni (Turkey), Ryan Kriener (Matsuyama), Bakari Evelyn (Germany), Peter Jok (France), Melsahn Basabe (Puerto Rico), and Aaron White (Serbia).

KEEGAN MURRAY TABBED PRESEASON ALL-BIG TEN

Sophomore forward Keegan Murray was named to the 2021-22 Big Ten Preseason Player of the Year.

It marks the third straight season that one or more Hawkeyes have been selected to the preseason list, voted upon by a selected panel of media. Joe Wieskamp was selected in 2019 and 2020, while Luka Garza was tabbed the Big Ten Preseason Player of the Year in November 2020.

Murray is one of the league's top emerging players after being named to the five-player All-Big Ten Freshman Team a year ago. The Cedar Rapids, Iowa, native was one of only five players nationally -- and only bench player -- to amass 200 points, 35 blocks, 25 steals, and 15 3-pointers. He was the team's leading scorer (7.8) and rebounder (5.5) off the bench in conference play. Murray led team in blocks 12 times and steals five times. The 6-foot-8 forward was

second on the team in steals (26) and ranked 11th in the Big Ten in blocked shots per game (1.26). His 39 blocks tie for fourth most by a freshman in program history.

Murray totaled 13 points, seven rebounds, four blocks, three assists, and a steal in Iowa's first-round victory over Grand Canyon to become the first Hawkeye ever to stuff the stat sheet with those numbers in an NCAA Tournament contest.

HAWKEYE FASTBREAKS

- Keegan Murray and Kansas State's Michael Beasley (2007-08) are the only two players from a major conference to score 24+ points in each of their first five games of the season over the last 15 years.
- Iowa posted school single-game records in 3-pointers made (20) and attempted (44) against Alabama State on Nov. 18, besting the previous records of 19-of-43 against Savannah State on Dec. 22, 2018. Iowa's 20 3-pointers made equals the Carver-Hawkeye Arena record (20 by Purdue on Jan. 20, 2018).
- The Hawkeyes topped the century mark in three of its first five games (Longwood, Alabama State, Western Michigan). The last time an Iowa team scored 100+ points in three of its first five games was the start of the 1997-98 season.
- Iowa is 116-27 when scoring 80 points or more, the last 12 seasons. The Hawkeyes are 87-2 when holding opponents to fewer than 61 points, the last 12 years.
- Iowa ranked first in the Big Ten in scoring offense for the third straight season; Iowa's 83.7 points per game average in 2021 is its highest since the 1988-89 season (89.6). The Hawkeyes have led the conference in scoring four of the last eight seasons.
- The Hawkeyes have won seven of their last nine, including four straight, Big Ten/ACC Challenge games.
- Virginia has allowed 75+ points at home only six times under head coach Tony Bennett. Iowa has accounted for two of those six (75 in 2021 and 75 in 2013).
- The Hawkeyes have won 10 or more Big Ten games six of the last seven seasons.
- Iowa has won an NCAA Tournament game each of its last four tournament appearances.
- Iowa has qualified for five NCAA tournaments over the last seven completed seasons (2014-16, 2019, 2021) and eight postseason tournaments over the last nine completed seasons (5 NCAA; 3 NIT).
- Iowa earned a No. 2 seed in the 2021 NCAA Tournament, matching its highest seed ever in NCAA Tournament history (No. 2 seed in the 1987 Tournament).
- Iowa has won 14 home games each of the last three seasons. The Hawkeyes have averaged just over 13 home victories since Fran McCaffery's arrival in Iowa City in 2011.


COACHING EXPERIENCE

Fran McCaffery has the most experienced coaching staffs in the country. The Iowa men's basketball staff has 75 years of combined collegiate head coaching experience and more than 125 years of collegiate coaching under their belts.

Coach	Years
Fran McCaffery	26 years
Kirk Speraw	20 years
Sherman Dillard	10 years
Billy Taylor	14 years
Al Seibert	5 years



GAME 12: IOWA VS SOUTHEASTERN LOUISIANA



AUSTIN ASH

#13 • Guard
6-3 • 180 • RS-Senior
Cedar Rapids, Iowa
Mount Vernon HS

SEASON HIGHS

POINTS..... 8 vs. PORTLAND STATE (11/26/21)
 FGM..... 3 vs. PORTLAND STATE (11/26/21)
 FGA..... 5, 2X, LAST vs. WESTERN MICHIGAN (11/22/21)
 3-PT FGM..... 2 vs. PORTLAND STATE (11/26/21)
 3-PT FGA..... 5 vs. ALABAMA STATE (11/18/21)
 FTM..... 3, 2X, LAST vs. KANSAS CITY (11/12/21)
 FTA..... 4, 2X, LAST vs. KANSAS CITY (11/12/21)
 REB..... 2 vs. PORTLAND STATE (11/26/21)
 AST..... 2, 2X, LAST vs. WESTERN MICHIGAN (11/22/21)
 STL.....
 BLK.....
 MIN..... 13 vs. LONGWOOD (11/9/21)

CAREER HIGHS

POINTS..... 9 vs. SAVANNAH ST (12/22/18)
 FGM..... 3, 2X, LAST vs. PORTLAND STATE (11/26/21)
 FGA..... 9 vs. SAVANNAH ST (12/22/18)
 3-PT FGM..... 3 vs. SAVANNAH ST (12/22/18)
 3-PT FGA..... 8 vs. SAVANNAH ST (12/22/18)
 FTM..... 3, 2X, LAST vs. KANSAS CITY (11/12/21)
 FTA..... 4, 2X, LAST vs. KANSAS CITY (11/12/21)
 REB..... 2, 3X, LAST vs. NEBRASKA (3/4/21)
 AST..... 2, 3X, LAST vs. WESTERN MICHIGAN (11/22/21)
 STL..... 2 AT INDIANA (2/13/20)
 BLK.....
 MIN..... 19 vs. SAVANNAH ST (12/22/18)

Opponent	Date	GS	MIN	Total		3-Pointers		Free throws		Rebounds				PF	A	TO	BLK	STL	PTS	AVG
				FG-FGA	PCT	3FG-3FGA	PCT	FT-FTA	PCT	OFF	DEF	TOT	AVG							
Longwood	11/09/2021		13:08	0-3	.000	0-3	.000	3-4	.750	0	0	0	0.0	2	2	1	0	0	3	3.0
Kansas City	11/12/2021		05:28	1-2	.500	0-1	.000	3-4	.750	0	0	0	0.0	1	1	2	0	0	5	4.0
N.C. Central	11/16/2021		00:50	0-0	.000	0-0	.000	0-0	.000	0	0	0	0.0	0	0	0	0	0	2.7	
Alabama St.	11/18/2021		08:03	1-5	.200	1-5	.200	0-0	.000	0	0	0	0.0	1	1	0	0	0	3.28	
Western Mich.	11/22/2021		07:59	2-5	.400	0-1	.000	0-0	.000	1	0	1	0.2	0	2	1	0	0	4.30	
Portland St.	11/26/2021		05:18	3-3	1.000	2-2	1.000	0-0	.000	1	1	2	0.5	0	0	0	0	0	8.38	
vs Utah St.	12/18/2021		02:24	0-2	.000	0-2	.000	0-0	.000	0	0	0	0.4	0	0	0	0	0	3.3	
Totals			0 43:10	7-20	.350	3-14	.214	6-8	.750	2	1	3	0.4	4	6	4	0	0	23	3.3

CAREER STATISTICS

YEAR	G/GS	FG-A	PCT	3-PT	PCT	FT-A	PCT	REB	AVG	PF-FO	AST	TO	BLK	STL	PTS	AVG
Fresh.	9/0	5-18	.278	5-16	.313	0-1	.000	5	0.6	1-0	4	0	0	3	15	1.7
Soph.	8/0	3-12	.250	3-11	.273	3-4	.750	5	0.6	3-0	2	2	0	3	12	1.5
Junior	9/0	6-15	.400	3-8	.333	0-0	.000	4	0.4	1-0	2	0	0	1	15	1.7
Senior	7/0	7-20	.350	3-14	.214	6-8	.750	3	0.4	4-0	6	4	0	0	23	3.3
TOTALS	33/0	21-65	.323	14-50	.280	9-13	.692	17	0.5	9-0	14	6	0	7	65	2.0



JORDAN BOHANNON

#3 • Guard
6-1 • 175 • Sixth Year
Marion, Iowa
Linn-Mar HS

SEASON HIGHS

POINTS..... 20 AT VIRGINIA (11/29/21)
 FGM..... 7 AT VIRGINIA (11/29/21)
 FGA..... 12, 2X, LAST AT IOWA STATE (12/9/21)
 3-PT FGM..... 6, 2X, LAST AT VIRGINIA (11/29/21)
 3-PT FGA..... 9, 2X, LAST AT VIRGINIA (11/29/21)
 FTM..... 6 AT IOWA STATE (12/9/21)
 FTA..... 6 AT IOWA STATE (12/9/21)
 REB..... 2, 3X, LAST AT IOWA STATE (12/9/21)
 AST..... 3 vs. WESTERN MICHIGAN (11/22/21)
 STL..... 3 vs. WESTERN MICHIGAN (11/22/21)
 BLK.....
 MIN..... 31, 2X, LAST AT IOWA STATE (12/9/21)

CAREER HIGHS

POINTS..... 30 vs. UAB (11/22/17)
 FGM..... 10, 2X, LAST vs. NEBRASKA (1/6/19)
 FGA..... 18 AT NOTRE DAME (11/29/16)
 3-PT FGM..... 8, 2X, LAST vs. NEBRASKA (3/4/21)
 3-PT FGA..... 16 vs. NORTH CAROLINA (12/8/20)
 FTM..... 10, 2X, LAST vs. NEBRASKA (1/6/19)
 FTA..... 10, 4X, LAST vs. NEBRASKA (1/7/19)
 REB..... 7, 2X, LAST AT INDIANA (2/7/21)
 AST..... 14 vs. MINNESOTA (1/10/21)
 STL..... 6 vs. PITTSBURGH (11/27/18)
 BLK..... 1, 2X, LAST AT MINNESOTA (2/8/17)
 MIN..... 45 AT MINNESOTA (2/8/17)

Opponent	Date	GS	MIN	Total		3-Pointers		Free throws		Rebounds				PF	A	TO	BLK	STL	PTS	AVG
				FG-FGA	PCT	3FG-3FGA	PCT	FT-FTA	PCT	OFF	DEF	TOT	AVG							
Longwood	11/09/2021	*	17:02	6-8	.750	6-8	.750	0-0	.000	0	0	0	0.0	1	1	0	0	1	18	18.0
Kansas City	11/12/2021	*	24:12	4-8	.500	3-5	.600	2-2	1.000	0	2	2	1.0	2	1	0	0	0	13	15.5
N.C. Central	11/16/2021	*	24:41	1-10	.100	1-9	.111	4-4	1.000	0	2	2	1.3	0	1	0	0	0	7	12.7
Alabama St.	11/18/2021	*	21:47	4-8	.500	4-8	.500	0-0	.000	0	1	1	1.3	1	0	0	0	1	12	12.5
Western Mich.	11/22/2021	*	19:14	2-7	.286	1-5	.200	0-0	.000	0	0	0	1.0	1	3	1	0	3	5	11.0
Portland St.	11/26/2021	*	24:36	1-4	.250	0-3	.000	3-3	1.000	0	0	0	0.8	0	1	0	0	1	5	10.0
at Virginia	11/29/2021	*	30:42	7-12	.583	6-9	.667	0-0	.000	0	1	1	0.9	3	2	0	0	0	20	11.4
at Purdue	12/03/2021	*	22:16	2-5	.400	0-2	.000	0-0	.000	0	1	1	0.9	2	1	1	0	0	4	10.5
Illinois	12/06/2021	*	16:41	2-5	.400	0-1	.000	0-0	.000	0	0	0	0.8	2	1	1	0	0	4	9.8
at Iowa St.	12/09/2021	*	31:02	4-12	.333	3-8	.375	6-6	1.000	1	1	2	0.9	2	0	2	0	0	17	10.5
vs Utah St.	12/18/2021	*	21:37	4-7	.571	2-5	.400	1-1	1.000	0	1	1	0.9	3	2	1	0	1	11	10.5
Totals			11 253:51	37-86	.430	26-63	.413	16-16	1.000	1	9	10	0.9	17	13	6	0	7	116	10.5

CAREER STATISTICS

YEAR	G/GS	FG-A	PCT	3-PT	PCT	FT-A	PCT	REB	AVG	PF-FO	AST	TO	BLK	STL	PTS	AVG
Fresh.	34/28	118-304	.388	89-214	.416	47-55	.855	76	2.2	55-0	175	76	2	29	372	10.9
Soph.	33/33	137-324	.423	96-223	.430	75-83	.904	74	2.2	59-0	178	68	0	22	445	13.5
Junior	35/35	112-294	.381	79-206	.383	102-117	.880	84	2.4	61-0	118	58	0	23	405	11.6
Senior	10/6	25-84	.298	20-61	.328	18-18	1.000	16	1.6	17-0	33	11	0	8	88	8.8
RS-Sen.	31/31	100-257	.389	80-205	.390	48-54	.889	96	3.1	35-0	135	44	0	16	328	10.6
Sixth Yr.	11/11	37-86	.430	26-63	.413	16-16	1.000	10	0.9	17-0	13	6	0	7	116	10.5
TOTALS	154/144	529-1349	.392	390-972	.401	306-343	.892	356	2.3	244-0	652	263	2	105	1,754	11.4

GAME 12: IOWA VS SOUTHEASTERN LOUISIANA



LUC LAKETA

#25 • Guard
6-5 • 180 • Freshman
Concord, Michigan
Hanover Horton HS

Opponent	Date	GS	MIN	Total		3-Pointers		Free throws		Rebounds				PF	A	TO	BLK	STL	PTS	AVG
				FG-FGA	PCT	3FG-3FGA	PCT	FT-FTA	PCT	OFF	DEF	TOT	AVG							
Longwood	11/09/2021		02:33	0-0	.000	0-0	.000	0-0	.000	0	0	0	0.0	0	0	0	0	0	0	0.0
Kansas City	11/12/2021		04:45	0-1	.000	0-1	.000	0-0	.000	0	0	0	0.0	0	0	0	0	0	0.0	
Alabama St.	11/18/2021		02:17	1-1	1.000	1-1	1.000	0-0	.000	0	0	0	0.0	0	0	0	0	0	3	1.0
Western Mich.	11/22/2021		06:06	1-1	1.000	1-1	1.000	0-0	.000	0	0	0	0.0	0	0	0	1	3	1.5	
Portland St.	11/26/2021		02:11	0-1	.000	0-0	.000	0-0	.000	1	0	1	0.2	0	0	0	0	0	1.2	
Totals		0	17:52	2-4	.500	2-3	.667	0-0	.000	1	0	1	0.2	0	0	0	1	6	1.2	

SEASON HIGHS

POINTS.....3, 2X, LAST VS. WESTERN MICHIGAN (11/22/21)
FGM.....1, 2X, LAST VS. WESTERN MICHIGAN (11/22/21)
FGA.....1, 4X, LAST VS. PORTLAND STATE (11/26/21)
3-PT FGM.....1, 2X, LAST VS. WESTERN MICHIGAN (11/22/21)
3-PT FGA.....1, 3X, LAST VS. WESTERN MICHIGAN (11/22/21)
FTM.....
FTA.....
REB.....1 VS. PORTLAND STATE (11/26/21)
AST.....
STL.....1 VS. WESTERN MICHIGAN (11/22/21)
BLK.....
MIN.....6 VS. WESTERN MICHIGAN (11/22/21)

CAREER HIGHS

POINTS.....3, 2X, LAST VS. WESTERN MICHIGAN (11/22/21)
FGM.....1, 2X, LAST VS. WESTERN MICHIGAN (11/22/21)
FGA.....1, 4X, LAST VS. PORTLAND STATE (11/26/21)
3-PT FGM.....1, 2X, LAST VS. WESTERN MICHIGAN (11/22/21)
3-PT FGA.....1, 3X, LAST VS. WESTERN MICHIGAN (11/22/21)
FTM.....
FTA.....
REB.....1 VS. PORTLAND STATE (11/26/21)
AST.....
STL.....1 VS. WESTERN MICHIGAN (11/22/21)
BLK.....
MIN.....6 VS. WESTERN MICHIGAN (11/22/21)

CAREER STATISTICS

YEAR	G/GS	FG-A	PCT	3-PT	PCT	FT-A	PCT	REB	AVG	PF-FO	AST	TO	BLK	STL	PTS	AVG
Fresh.	5/0	2-4	.500	2-3	.667	0-0	.000	1	0.2	0-0	0	0	0	1	6	1.2



CONNOR MCCAFFERY

#30 • Guard/Forward
6-5 • 205 • RS-Senior
Iowa City, Iowa
West HS

Opponent	Date	GS	MIN	Total		3-Pointers		Free throws		Rebounds				PF	A	TO	BLK	STL	PTS	AVG
				FG-FGA	PCT	3FG-3FGA	PCT	FT-FTA	PCT	OFF	DEF	TOT	AVG							
Longwood	11/09/2021		13:55	1-1	1.000	1-1	1.000	0-0	.000	1	6	7	7.0	0	0	0	0	0	3	3.0
Kansas City	11/12/2021		13:03	0-1	.000	0-1	.000	0-0	.000	1	2	3	5.0	1	3	0	0	0	1.5	
N.C. Central	11/16/2021		21:08	0-1	.000	0-1	.000	2-2	1.000	0	1	1	3.7	3	3	1	0	1	2	1.7
Alabama St.	11/18/2021	*	18:11	1-1	1.000	0-0	.000	1-2	.500	2	2	4	3.8	2	3	1	0	1	3	2.0
Western Mich.	11/22/2021	*	22:13	0-3	.000	0-3	.000	0-0	.000	0	2	2	3.4	1	2	0	0	0	1.6	
Portland St.	11/26/2021		18:44	0-1	.000	0-0	.000	0-0	.000	0	3	3	3.3	2	7	0	0	2	1.3	
at Virginia	11/29/2021		12:49	0-1	.000	0-1	.000	0-0	.000	1	2	3	3.3	0	2	0	0	0	1.1	
at Purdue	12/03/2021		19:09	0-5	.000	0-5	.000	0-0	.000	0	2	2	3.1	2	1	0	0	1	1.0	
Illinois	12/06/2021		15:15	1-2	.500	1-2	.500	0-0	.000	0	0	0	2.8	3	1	0	0	1	1.2	
at Iowa St.	12/09/2021		08:05	0-0	.000	0-0	.000	0-0	.000	1	0	1	2.6	0	1	1	0	0	1.1	
vs Utah St.	12/18/2021		16:22	0-1	.000	0-1	.000	0-0	.000	0	1	1	2.5	1	2	0	0	0	1.0	
Totals		2	178:54	3-17	.176	2-15	.133	3-4	.750	6	21	27	2.5	15	25	3	0	6	11	1.0

SEASON HIGHS

POINTS.....3, 2X, LAST VS. ALABAMA STATE (11/18/21)
FGM.....1, 2X, LAST VS. ALABAMA STATE (11/18/21)
FGA.....3 VS. WESTERN MICHIGAN (11/22/21)
3-PT FGM.....1, 2X, LAST VS. ILLINOIS (12/6/21)
3-PT FGA.....5 AT PURDUE (12/3/21)
FTM.....2 VS. N.C. CENTRAL (11/16/21)
FTA.....2, 2X, LAST VS. ALABAMA STATE (11/18/21)
REB.....7 VS. LONGWOOD (11/9/21)
AST.....7 VS. PORTLAND STATE (11/26/21)
STL.....2 VS. PORTLAND STATE (11/26/21)
BLK.....
MIN.....22 VS. WESTERN MICHIGAN (11/22/21)

CAREER HIGHS


POINTS.....19 VS. CONNECTICUT (11/16/18)
FGM.....6 AT MICHIGAN STATE (2/13/21)
FGA.....9 AT ILLINOIS (1/29/21)
3-PT FGM.....4 AT MICHIGAN STATE (2/13/21)
3-PT FGA.....8 VS. PURDUE (3/3/20)
FTM.....9 VS. CONNECTICUT (11/16/18)
FTA.....11 VS. CONNECTICUT (11/16/18)
REB.....13 VS. MICHIGAN (1/17/20)
AST.....10 AT MARYLAND (1/7/21)
STL.....3, 7X, LAST VS. WISCONSIN (3/12/21)
BLK.....1, 8X, LAST VS. ILLINOIS (3/13/21)
MIN.....39 AT MINNESOTA (2/16/20)

CAREER STATISTICS

YEAR	G/GS	FG-A	PCT	3-PT	PCT	FT-A	PCT	REB	AVG	PF-FO	AST	TO	BLK	STL	PTS	AVG
Fresh.	4/0	2-3	.667	1-2	.500	3-4	.750	4	1.0	2-0	7	4	0	2	8	2.0
RS-Fresh.	34/0	35-97	.361	6-29	.207	73-97	.753	49	1.4	61-0	102	43	3	23	149	4.4
Soph.	31/31	55-160	.344	33-97	.340	50-64	.781	124	4.0	80-2	124	27	3	35	193	6.2
Junior	31/31	33-102	.324	18-65	.277	17-29	.586	97	3.1	81-1	112	30	2	19	101	3.3
Senior	11/2	3-17	.176	2-15	.133	3-4	.750	27	2.5	15-0	25	3	0	6	11	1.0
TOTALS	111/64	128-379	.338	60-208	.288	146-198	.737	301	2.7	239-3	370	107	8	85	462	4.2



GAME 12: IOWA VS SOUTHEASTERN LOUISIANA



PATRICK MCCAFFERY

#22 • Forward
6-9 • 200 • RS-Soph.
Iowa City, Iowa
West HS

SEASON HIGHS

POINTS.....15, 2X, LAST AT PURDUE (12/3/21)
 FGM.....5, 4X, LAST VS. UTAH STATE (12/18/21)
 FGA.....13 AT PURDUE (12/3/21)
 3-PT FGM.....2 VS. ILLINOIS (12/6/21)
 3-PT FGA.....5 AT IOWA STATE (12/9/21)
 FTM.....7 AT PURDUE (12/3/21)
 FTA.....10 AT PURDUE (12/3/21)
 REB.....6 VS. UTAH STATE (12/18/21)
 AST.....4 VS. LONGWOOD (11/9/21)
 STL.....2 VS. UTAH STATE (12/18/21)
 BLK.....1, 2X, LAST AT IOWA STATE (12/9/21)
 MIN.....28 AT PURDUE (12/3/21)


CAREER HIGHS

POINTS.....19 VS. NEBRASKA (3/4/21)
 FGM.....8 VS. NEBRASKA (3/4/21)
 FGA.....13, 2X, LAST AT PURDUE (12/3/21)
 3-PT FGM.....3 VS. NEBRASKA (3/4/21)
 3-PT FGA.....6 VS. NEBRASKA (3/4/21)
 FTM.....7 AT PURDUE (12/3/21)
 FTA.....10 AT PURDUE (12/3/21)
 REB.....6, 3X, LAST VS. UTAH STATE (12/18/21)
 AST.....4 VS. LONGWOOD (11/9/21)
 STL.....2, 2X, LAST VS. RUTGERS (2/10/21)
 BLK.....2, 2X, LAST VS. WISCONSIN (3/12/21)
 MIN.....28 AT PURDUE (12/3/21)

Opponent	Date	GS	MIN	Total		3-Pointers		Free throws		Rebounds				PF	A	TO	BLK	STL	PTS	AVG	
				FG-FGA	PCT	3FG-3FGA	PCT	FT-FTA	PCT	OFF	DEF	TOT	AVG								
Longwood	11/09/2021	*	21:41	3-6	.500	0-3	.000	5-6	.833	0	4	4	4.0	0	4	2	0	0	11	11.0	
Kansas City	11/12/2021	*	22:56	5-10	.500	0-1	.000	0-0	.000	1	1	2	3.0	0	2	0	0	1	10	10.5	
N.C. Central	11/16/2021	*	22:53	4-11	.364	1-4	.250	6-6	1.000	1	0	1	2.3	0	1	2	0	0	15	12.0	
Portland St.	11/26/2021	*	19:57	5-10	.500	1-3	.333	3-3	1.000	0	2	2	2.3	0	1	1	0	1	14	12.5	
at Virginia	11/29/2021	*	24:10	3-6	.500	1-1	1.000	0-0	.000	1	2	3	2.4	0	3	0	1	1	7	11.4	
at Purdue	12/03/2021	*	28:09	4-13	.308	0-4	.000	7-10	.700	0	5	5	2.8	2	3	0	0	0	15	12.0	
Illinois	12/06/2021	*	23:56	5-11	.455	2-2	1.000	0-1	.000	1	1	2	2.7	1	0	0	0	0	12	12.0	
at Iowa St.	12/09/2021	*	25:35	2-9	.222	1-5	.200	2-2	1.000	0	4	4	2.9	1	1	1	1	0	7	11.4	
vs Utah St.	12/18/2021	*	21:29	5-9	.556	1-3	.333	1-2	.500	0	6	6	3.2	1	3	1	0	2	12	11.4	
Totals			9	210:46	36-85	.424	7-26	.269	24-30	.800	4	25	29	3.2	5	18	7	2	5	103	11.4

CAREER STATISTICS

YEAR	G/GS	FG-A	PCT	3-PT	PCT	FT-A	PCT	REB	AVG	PF-FO	AST	TO	BLK	STL	PTS	AVG
Fresh.	2/0	3-10	.300	0-4	.000	0-0	.000	5	2.5	2-0	1	0	0	1	6	3.0
RS-Fresh.	31/0	60-137	.438	13-43	.302	29-41	.707	83	2.7	20-0	28	13	12	11	162	5.2
Soph.	9/9	36-85	.424	7-26	.269	24-30	.800	29	3.2	5-0	18	7	2	5	103	11.4
TOTALS	42/9	99-232	.427	20-73	.274	53-71	.746	117	2.8	27-0	47	20	14	17	271	6.5



RILEY MULVEY

#44 • Forward
6-11 • 245 • Freshman
Rotterdam, New York
St. Thomas More

SEASON HIGHS

POINTS.....8 VS. WESTERN MICHIGAN (11/22/21)
 FGM.....3 VS. WESTERN MICHIGAN (11/22/21)
 FGA.....5 VS. WESTERN MICHIGAN (11/22/21)
 3-PT FGM.....
 3-PT FGA.....
 FTM.....2, 2X, LAST VS. WESTERN MICHIGAN (11/22/21)
 FTA.....2, 2X, LAST VS. WESTERN MICHIGAN (11/22/21)
 REB.....5 VS. ALABAMA STATE (11/18/21)
 AST.....1 VS. LONGWOOD (11/9/21)
 STL.....
 BLK.....1 VS. KANSAS CITY (11/12/21)
 MIN.....13 VS. WESTERN MICHIGAN (11/22/21)

CAREER HIGHS

POINTS.....8 VS. WESTERN MICHIGAN (11/22/21)
 FGM.....3 VS. WESTERN MICHIGAN (11/22/21)
 FGA.....5 VS. WESTERN MICHIGAN (11/22/21)
 3-PT FGM.....
 3-PT FGA.....
 FTM.....2, 2X, LAST VS. WESTERN MICHIGAN (11/22/21)
 FTA.....2, 2X, LAST VS. WESTERN MICHIGAN (11/22/21)
 REB.....5 VS. ALABAMA STATE (11/18/21)
 AST.....1 VS. LONGWOOD (11/9/21)
 STL.....
 BLK.....1 VS. KANSAS CITY (11/12/21)
 MIN.....13 VS. WESTERN MICHIGAN (11/22/21)

Opponent	Date	GS	MIN	Total		3-Pointers		Free throws		Rebounds				PF	A	TO	BLK	STL	PTS	AVG	
				FG-FGA	PCT	3FG-3FGA	PCT	FT-FTA	PCT	OFF	DEF	TOT	AVG								
Longwood	11/09/2021		10:07	0-1	.000	0-0	.000	0-0	.000	0	1	1	1.0	2	1	0	0	0	0	0.0	
Kansas City	11/12/2021		05:28	0-0	.000	0-0	.000	0-0	.000	0	1	1	1.0	1	0	0	1	0	0	0.0	
Alabama St.	11/18/2021		08:30	0-0	.000	0-0	.000	2-2	1.000	0	5	5	2.3	0	0	1	0	0	2	0.7	
Western Mich.	11/22/2021		13:29	3-5	.600	0-0	.000	2-2	1.000	2	2	4	2.8	1	0	1	0	0	8	2.5	
Portland St.	11/26/2021		02:11	0-0	.000	0-0	.000	0-0	.000	0	0	0	2.2	0	0	0	0	0	0	2.0	
at Purdue	12/03/2021		02:50	0-0	.000	0-0	.000	0-0	.000	0	1	1	2.0	2	0	1	0	0	0	1.7	
vs Utah St.	12/18/2021		02:09	0-0	.000	0-0	.000	0-0	.000	0	0	0	1.7	0	0	0	0	0	0	1.4	
Totals			0	44:44	3-6	.500	0-0	.000	4-4	1.000	2	10	12	1.7	6	1	3	1	0	10	1.4

CAREER STATISTICS

YEAR	G/GS	FG-A	PCT	3-PT	PCT	FT-A	PCT	REB	AVG	PF-FO	AST	TO	BLK	STL	PTS	AVG
Fresh.	7/0	3-6	.500	0-0	.000	4-4	1.000	12	1.7	6-0	1	3	1	0	10	1.4

GAME 12: IOWA VS SOUTHEASTERN LOUISIANA



KEEGAN MURRAY

#15 • Forward
6-8 • 225 • Sophomore
 Cedar Rapids, Iowa
 Prairie HS

SEASON HIGHS

POINTS..... 35 vs. UTAH STATE (12/18/21)
 FGM..... 13 vs. UTAH STATE (12/18/21)
 FGA..... 19 vs. N.C. CENTRAL (11/16/21)
 3-PT FGM..... 3 vs. LONGWOOD (11/9/21)
 3-PT FGA..... 6 AT IOWA STATE (12/9/21)
 FTM..... 9 vs. N.C. CENTRAL (11/16/21)
 FTA..... 10 vs. N.C. CENTRAL (11/16/21)
 REB..... 21 vs. N.C. CENTRAL (11/16/21)
 AST..... 4 vs. ALABAMA STATE (11/18/21)
 STL..... 3, 3x, LAST AT IOWA STATE (12/9/21)
 BLK..... 5 vs. LONGWOOD (11/9/21)
 MIN..... 37, 2x, LAST AT IOWA STATE (12/9/21)

CAREER HIGHS

POINTS..... 35 vs. UTAH STATE (12/18/21)
 FGM..... 13 vs. UTAH STATE (12/18/21)
 FGA..... 19 vs. N.C. CENTRAL (11/16/21)
 3-PT FGM..... 3 vs. LONGWOOD (11/9/21)
 3-PT FGA..... 6, 2x, LAST AT IOWA STATE (12/9/21)
 FTM..... 9 vs. N.C. CENTRAL (11/16/21)
 FTA..... 10 vs. N.C. CENTRAL (11/16/21)
 REB..... 21 vs. N.C. CENTRAL (11/16/21)
 AST..... 4 vs. ALABAMA STATE (11/18/21)
 STL..... 3, 4x, LAST AT IOWA STATE (12/9/21)
 BLK..... 5 vs. LONGWOOD (11/9/21)
 MIN..... 37, 2x, LAST AT IOWA STATE (12/9/21)

Opponent	Date	GS	MIN	Total		3-Pointers		Free throws		Rebounds				PF	A	TO	BLK	STL	PTS	AVG	
				FG-FGA	PCT	3FG-3FGA	PCT	FT-FTA	PCT	OFF	DEF	TOT	AVG								
Longwood	11/09/2021	*	17:29	8-10	.800	3-4	.750	5-5	1.000	2	5	7	7.0	3	1	0	5	0	24	24.0	
Kansas City	11/12/2021	*	22:53	9-15	.600	1-3	.333	6-6	1.000	0	4	4	5.5	2	1	2	1	3	25	24.5	
N.C. Central	11/16/2021	*	37:17	9-19	.474	0-4	.000	9-10	.900	9	12	21	10.7	2	2	2	4	0	27	25.3	
Alabama St.	11/18/2021	*	21:47	10-16	.625	2-5	.400	4-5	.800	2	4	6	9.5	1	4	2	1	1	26	25.5	
Western Mich.	11/22/2021	*	21:21	10-14	.714	2-4	.500	7-9	.778	3	3	6	8.8	0	0	0	3	2	29	26.2	
Portland St.	11/26/2021	*	27:02	10-16	.625	1-5	.200	2-2	1.000	3	6	9	8.8	1	0	0	1	2	23	25.7	
at Virginia	11/29/2021	*	35:49	7-13	.538	1-4	.250	3-5	.600	2	7	9	8.9	1	3	2	1	0	18	24.6	
Illinois	12/06/2021	*	29:46	7-15	.467	1-4	.250	4-7	.571	1	1	2	8.0	1	0	1	2	3	19	23.9	
at Iowa St.	12/09/2021	*	37:25	4-17	.235	1-6	.167	0-0	.000	6	1	7	7.9	3	1	1	2	3	9	22.2	
vs Utah St.	12/18/2021	*	29:14	13-17	.765	2-5	.400	7-8	.875	3	4	7	7.8	1	1	1	1	2	35	23.5	
Totals			10	280:03	87-152	.572	14-44	.318	47-57	.825	31	47	78	7.8	15	13	11	21	16	235	23.5

CAREER STATISTICS

YEAR	G/GS	FG-A	PCT	3-PT	PCT	FT-A	PCT	REB	AVG	PF-FO	AST	TO	BLK	STL	PTS	AVG
Fresh.	31/4	84-166	.506	16-54	.296	40-53	.755	158	5.1	58-1	17	20	39	26	224	7.2
Soph.	10/10	87-152	.572	14-44	.318	47-57	.825	78	7.8	15-0	13	11	21	16	235	23.5
TOTALS	41/14	171-318	.538	30-98	.306	87-110	.791	236	5.8	73-1	30	31	60	42	459	11.2



KRIS MURRAY

#24 • Forward
6-8 • 225 • Sophomore
 Cedar Rapids, Iowa
 Prairie HS

SEASON HIGHS

POINTS..... 17, 2x, LAST vs. UTAH STATE (12/18/21)
 FGM..... 7 vs. LONGWOOD (11/9/21)
 FGA..... 10, 2x, LAST AT PURDUE (12/3/21)
 3-PT FGM..... 3, 2x, LAST vs. UTAH STATE (12/18/21)
 3-PT FGA..... 5 vs. ALABAMA STATE (11/18/21)
 FTM..... 4 vs. WESTERN MICHIGAN (11/22/21)
 FTA..... 4, 2x, LAST vs. UTAH STATE (12/18/21)
 REB..... 8, 2x, LAST vs. WESTERN MICHIGAN (11/22/21)
 AST..... 2, 4x, LAST vs. UTAH STATE (12/18/21)
 STL..... 2, 3x, LAST vs. UTAH STATE (12/18/21)
 BLK..... 2, 2x, LAST AT IOWA STATE (12/9/21)
 MIN..... 26 AT PURDUE (12/3/21)

CAREER HIGHS

POINTS..... 17, 2x, LAST vs. UTAH STATE (12/18/21)
 FGM..... 7 vs. LONGWOOD (11/9/21)
 FGA..... 10, 2x, LAST AT PURDUE (12/3/21)
 3-PT FGM..... 3, 2x, LAST vs. UTAH STATE (12/18/21)
 3-PT FGA..... 5 vs. ALABAMA STATE (11/18/21)
 FTM..... 4 vs. WESTERN MICHIGAN (11/22/21)
 FTA..... 4, 2x, LAST vs. UTAH STATE (12/18/21)
 REB..... 8, 2x, LAST vs. WESTERN MICHIGAN (11/22/21)
 AST..... 2, 4x, LAST vs. UTAH STATE (12/18/21)
 STL..... 2, 3x, LAST vs. UTAH STATE (12/18/21)
 BLK..... 2, 2x, LAST AT IOWA STATE (12/9/21)
 MIN..... 26 AT PURDUE (12/3/21)

Opponent	Date	GS	MIN	Total		3-Pointers		Free throws		Rebounds				PF	A	TO	BLK	STL	PTS	AVG	
				FG-FGA	PCT	3FG-3FGA	PCT	FT-FTA	PCT	OFF	DEF	TOT	AVG								
Longwood	11/09/2021		17:23	7-9	.778	2-4	.500	0-1	.000	2	5	7	7.0	2	1	1	2	1	16	16.0	
Kansas City	11/12/2021		12:29	3-7	.429	0-0	.000	0-2	.000	2	3	5	6.0	1	1	0	1	0	6	11.0	
Alabama St.	11/18/2021		17:24	6-10	.600	3-5	.600	2-3	.667	6	2	8	6.7	2	2	1	0	0	17	13.0	
Western Mich.	11/22/2021		22:57	3-6	.500	2-3	.667	4-4	1.000	1	7	8	7.0	1	0	0	1	2	12	12.8	
Portland St.	11/26/2021		19:45	5-9	.556	2-2	1.000	1-2	.500	3	3	6	6.8	1	2	0	1	1	13	12.8	
at Virginia	11/29/2021		17:00	2-7	.286	2-4	.500	0-0	.000	1	1	2	6.0	1	0	1	0	0	6	11.7	
at Purdue	12/03/2021	*	25:51	5-10	.500	2-4	.500	0-0	.000	0	4	4	5.7	4	0	1	0	1	12	11.7	
Illinois	12/06/2021		16:54	3-8	.375	0-3	.000	2-2	1.000	2	3	5	5.6	2	2	0	0	0	8	11.3	
at Iowa St.	12/09/2021		15:55	2-6	.333	0-3	.000	0-0	.000	3	3	6	5.7	3	1	1	2	2	4	10.4	
vs Utah St.	12/18/2021		19:11	6-8	.750	3-4	.750	2-4	.500	2	2	4	5.5	3	2	0	1	2	17	11.1	
Totals			1	184:49	42-80	.525	16-32	.500	11-18	.611	22	33	55	5.5	20	11	5	8	9	111	11.1

CAREER STATISTICS

YEAR	G/GS	FG-A	PCT	3-PT	PCT	FT-A	PCT	REB	AVG	PF-FO	AST	TO	BLK	STL	PTS	AVG
Fresh.	13/0	3-13	.231	0-5	.000	2-2	1.000	8	0.6	3-0	1	2	1	1	8	0.6
Soph.	10/1	42-80	.525	16-32	.500	11-18	.611	55	5.5	20-0	11	5	8	9	111	11.1
TOTALS	23/1	45-93	.484	16-37	.432	13-20	.650	63	2.7	23-0	12	7	9	10	119	5.2



GAME 12: IOWA VS SOUTHEASTERN LOUISIANA



JOSH OGUNDELE

#23 • Center
6-11 • 265 • Sophomore
 London, England
 Worcester Academy (MA)

SEASON HIGHS

POINTS..... 7 AT PURDUE (12/3/21)
 FGM..... 3 AT PURDUE (12/3/21)
 FGA..... 4 AT PURDUE (12/3/21)
 3-PT FGM.....
 3-PT FGA.....
 FTM..... 1, 2X, LAST AT PURDUE (12/3/21)
 FTA..... 3, 2X, LAST AT PURDUE (12/3/21)
 REB..... 5 AT PURDUE (12/3/21)
 AST.....
 STL..... 2 VS. PORTLAND STATE (11/26/21)
 BLK..... 2 VS. ILLINOIS (12/6/21)
 MIN..... 16 AT PURDUE (12/3/21)

CAREER HIGHS

POINTS..... 7 AT PURDUE (12/3/21)
 FGM..... 3 AT PURDUE (12/3/21)
 FGA..... 4 AT PURDUE (12/3/21)
 3-PT FGM.....
 3-PT FGA.....
 FTM..... 1, 2X, LAST AT PURDUE (12/3/21)
 FTA..... 3, 2X, LAST AT PURDUE (12/3/21)
 REB..... 5 AT PURDUE (12/3/21)
 AST.....
 STL..... 2 VS. PORTLAND STATE (11/26/21)
 BLK..... 2 VS. ILLINOIS (12/6/21)
 MIN..... 16 AT PURDUE (12/3/21)

Opponent	Date	GS	MIN	Total		3-Pointers		Free throws		Rebounds				PF	A	TO	BLK	STL	PTS	AVG
				FG-FGA	PCT	3FG-3FGA	PCT	FT-FTA	PCT	OFF	DEF	TOT	AVG							
Kansas City	11/12/2021		05:28	1-2	.500	0-0	.000	0-0	.000	0	3	3	3.0	0	0	0	1	0	2	2.0
N.C. Central	11/16/2021		00:51	0-0	.000	0-0	.000	0-0	.000	0	1	1	2.0	2	0	0	0	0	1.0	
Alabama St.	11/18/2021		07:57	0-0	.000	0-0	.000	0-0	.000	1	1	2	2.0	0	0	2	0	0	0.7	
Portland St.	11/26/2021		04:01	0-1	.000	0-0	.000	1-3	.333	1	1	2	2.0	0	0	0	0	2	1.0	
at Purdue	12/03/2021		16:20	3-4	.750	0-0	.000	1-3	.333	1	4	5	2.6	3	0	1	0	0	7.0	
Illinois	12/06/2021		01:54	0-0	.000	0-0	.000	0-0	.000	0	0	0	2.2	0	0	2	0	0	1.7	
at Iowa St.	12/09/2021		02:12	0-0	.000	0-0	.000	0-0	.000	0	0	0	1.9	1	0	0	1	0	1.4	
vs Utah St.	12/18/2021		02:24	1-1	1.000	0-0	.000	0-0	.000	0	0	0	1.6	0	0	0	0	2	1.5	
Totals		0	41:07	5-8	.625	0-0	.000	2-6	.333	3	10	13	1.6	6	0	3	4	2	12	1.5

CAREER STATISTICS

YEAR	G/GS	FG-A	PCT	3-PT	PCT	FT-A	PCT	REB	AVG	PF-FO	AST	TO	BLK	STL	PTS	AVG
Fresh.	8/0	3-6	.500	0-0	.000	1-4	.250	8	1.0	5-0	0	0	0	0	7	0.9
Soph.	8/0	5-8	.625	0-0	.000	2-6	.333	13	1.6	5-0	0	3	4	2	12	1.5
TOTALS	16/0	8-14	.571	0-0	.000	3-10	.300	21	1.3	10-0	0	3	4	2	19	1.2



TONY PERKINS

#11 • Guard
6-4 • 210 • Sophomore
 Indianapolis, Ind.
 Lawrence North

SEASON HIGHS

POINTS..... 16 VS. ILLINOIS (12/6/21)
 FGM..... 6 VS. ILLINOIS (12/6/21)
 FGA..... 11 AT PURDUE (12/3/21)
 3-PT FGM..... 2, 2X, LAST VS. ILLINOIS (12/6/21)
 3-PT FGA..... 4 VS. UTAH STATE (12/18/21)
 FTM..... 4, 2X, LAST VS. WESTERN MICHIGAN (11/22/21)
 FTA..... 4, 3X, LAST VS. WESTERN MICHIGAN (11/22/21)
 REB..... 5 VS. LONGWOOD (11/9/21)
 AST..... 4 VS. UTAH STATE (12/18/21)
 STL..... 3, 2X, LAST VS. N.C. CENTRAL (11/16/21)
 BLK..... 1 VS. LONGWOOD (11/9/21)
 MIN..... 26 AT IOWA STATE (12/9/21)

CAREER HIGHS


POINTS..... 16 VS. ILLINOIS (12/6/21)
 FGM..... 5, 2X, LAST AT PURDUE (12/3/21)
 FGA..... 11 AT PURDUE (12/3/21)
 3-PT FGM..... 2, 2X, LAST VS. ILLINOIS (12/6/21)
 3-PT FGA..... 4 VS. UTAH STATE (12/18/21)
 FTM..... 4, 2X, LAST VS. WESTERN MICHIGAN (11/22/21)
 FTA..... 4, 4X, LAST VS. WESTERN MICHIGAN (11/22/21)
 REB..... 7 VS. N. ILLINOIS (12/13/20)
 AST..... 3, 2X, LAST VS. ALABAMA STATE (11/18/21)
 STL..... 4 VS. UTAH STATE (12/18/21)
 BLK..... 1, 2X, LAST VS. LONGWOOD (11/9/21)
 MIN..... 26 AT IOWA STATE (12/9/21)

Opponent	Date	GS	MIN	Total		3-Pointers		Free throws		Rebounds				PF	A	TO	BLK	STL	PTS	AVG
				FG-FGA	PCT	3FG-3FGA	PCT	FT-FTA	PCT	OFF	DEF	TOT	AVG							
Longwood	11/09/2021		19:04	1-7	.143	0-2	.000	4-4	1.000	1	4	5	5.0	3	2	2	1	0	6	6.0
Kansas City	11/12/2021		14:00	1-3	.333	0-0	.000	3-3	1.000	1	2	3	4.0	2	0	2	0	3	5	5.5
N.C. Central	11/16/2021		19:52	4-7	.571	2-2	1.000	3-4	.750	1	1	2	3.3	1	1	0	0	3	13	8.0
Alabama St.	11/18/2021		15:53	2-6	.333	1-3	.333	0-0	.000	1	1	2	3.0	0	3	0	0	0	5	7.3
Western Mich.	11/22/2021		16:51	5-6	.833	1-1	1.000	4-4	1.000	0	0	0	2.4	2	1	0	0	2	15	8.8
Portland St.	11/26/2021		13:13	4-6	.667	0-0	.000	2-2	1.000	1	1	2	2.3	2	0	2	0	0	10	9.0
at Virginia	11/29/2021		09:18	2-3	.667	0-0	.000	0-0	.000	0	1	1	2.1	1	0	1	0	1	4	8.3
at Purdue	12/03/2021		22:41	5-11	.455	1-2	.500	3-3	1.000	1	1	2	2.1	2	1	2	0	2	14	9.0
Illinois	12/06/2021		23:52	6-8	.750	2-3	.667	2-3	.667	0	0	0	1.9	3	0	0	0	1	16	9.8
at Iowa St.	12/09/2021		25:42	3-10	.300	0-3	.000	3-3	1.000	1	0	1	1.8	3	1	0	0	1	9	9.7
vs Utah St.	12/18/2021		18:23	0-5	.000	0-4	.000	2-2	1.000	0	3	3	1.9	2	4	0	1	2	2	9.0
Totals		0	198:49	33-72	.458	7-20	.350	26-28	.929	7	14	21	1.9	21	13	9	2	15	99	9.0

CAREER STATISTICS

YEAR	G/GS	FG-A	PCT	3-PT	PCT	FT-A	PCT	REB	AVG	PF-FO	AST	TO	BLK	STL	PTS	AVG
Fresh.	24/0	15-33	.455	1-3	.333	7-15	.467	31	1.3	21-0	16	3	1	5	38	1.6
Soph.	11/0	33-72	.458	7-20	.350	26-28	.929	21	1.9	21-0	13	9	2	15	99	9.0
TOTALS	35/0	48-105	.457	8-23	.348	33-43	.767	52	1.5	42-0	29	12	3	20	137	3.9

GAME 12: IOWA VS SOUTHEASTERN LOUISIANA



FILIP REBRACA

#0 • Forward
6-9 • 230 • Senior
Sombor, Serbia
Univ. of North Dakota

SEASON HIGHS

POINTS..... 9 vs. KANSAS CITY (11/12/21)
FGM..... 4, 2X, LAST AT VIRGINIA (11/29/21)
FGA..... 5, 4X, LAST VS. UTAH STATE (12/18/21)
3-PT FGM..... 1 vs. ALABAMA STATE (11/18/21)
3-PT FGA..... 1, 3X, LAST VS. ILLINOIS (12/6/21)
FTM..... 4 vs. N.C. CENTRAL (11/16/21)
FTA..... 7 vs. N.C. CENTRAL (11/16/21)
REB..... 13 vs. KANSAS CITY (11/12/21)
AST..... 2 vs. ILLINOIS (12/6/21)
STL..... 1, 2X, LAST VS. PORTLAND STATE (11/26/21)
BLK..... 2 vs. PORTLAND STATE (11/26/21)
MIN..... 24 vs. N.C. CENTRAL (11/16/21)

CAREER HIGHS

POINTS..... 26 vs. SOUTH DAKOTA, 12/10/20
FGM..... 11 AT ORAL ROBERTS, 1/8/21
FGA..... 21 AT OMAHA, 2/26/20
3-PT FGM..... 2, 8X, LAST VS. OMAHA, 2/20/21
3-PT FGA..... 5 AT SOUTH DAKOTA STATE, 2/9/19
FTM..... 11 vs. WESTERN ILLINOIS, 1/29/21
FTA..... 12 vs. WESTERN ILLINOIS, 1/29/21
REB..... 16 AT DENVER, 1/2/20
AST..... 5, 2X, LAST AT FLORIDA GULF COAST, 11/29/19
STL..... 4 AT ORAL ROBERTS, 1/9/21
BLK..... 8 AT MILWAUKEE, 11/19/19
MIN..... 41 vs. NORTH DAKOTA STATE, 1/16/21

Opponent	Date	GS	MIN	Total		3-Pointers		Free throws		Rebounds				PF		A		PTS	AVG	
				FG-FGA	PCT	3FG-3FGA	PCT	FT-FTA	PCT	OFF	DEF	TOT	AVG	PF	A	TO	BLK			STL
Longwood	11/09/2021	*	16:09	1-3	.333	0-0	.000	0-0	.000	0	5	5	5.0	1	1	1	0	0	2	2.0
Kansas City	11/12/2021	*	22:48	4-5	.800	0-0	.000	1-2	.500	3	10	13	9.0	1	1	0	1	1	9	5.5
N.C. Central	11/16/2021	*	23:47	2-2	1.000	0-0	.000	4-7	.571	4	2	6	8.0	4	0	1	0	0	8	6.3
Alabama St.	11/18/2021	*	17:26	2-2	1.000	1-1	1.000	0-0	.000	2	6	8	8.0	1	1	0	1	0	5	6.0
Western Mich.	11/22/2021	*	17:39	2-5	.400	0-1	.000	2-2	1.000	2	3	5	7.4	1	0	1	1	0	6	6.0
Portland St.	11/26/2021	*	17:28	2-5	.400	0-0	.000	1-2	.500	2	7	9	7.7	1	0	3	2	1	5	5.8
at Virginia	11/29/2021	*	28:21	4-4	1.000	0-0	.000	0-3	.000	2	1	3	7.0	2	0	0	0	0	8	6.1
at Purdue	12/03/2021	*	20:04	1-2	.500	0-0	.000	1-2	.500	0	1	1	6.3	5	0	0	0	0	3	5.8
Illinois	12/06/2021	*	21:12	1-4	.250	0-1	.000	1-2	.500	2	6	8	6.4	4	2	1	0	0	3	5.4
at Iowa St.	12/09/2021	*	21:10	2-3	.667	0-0	.000	3-4	.750	1	3	4	6.2	3	1	2	0	0	7	5.6
vs Utah St.	12/18/2021	*	21:3	3-5	.600	0-0	.000	1-2	.500	1	3	4	6.0	3	0	1	1	0	7	5.7
Totals		11	227:16	24-40	.600	1-3	.333	14-26	.538	19	47	66	6.0	26	6	10	6	2	63	5.7

CAREER STATISTICS

YEAR	G/GS	FG-A	PCT	3-PT	PCT	FT-A	PCT	REB	AVG	PF-FO	AST	TO	BLK	STL	PTS	AVG
Fresh.	29/16	96-180	.533	10-28	.357	31-52	.596	172	5.9	75-1	18	43	26	15	233	8.0
Soph.	32/32	190-328	.579	1-9	.111	78-117	.667	285	8.9	79-0	51	75	33	18	459	14.3
Junior	26/26	174-344	.506	15-41	.366	74-122	.607	197	7.6	69-3	31	61	17	16	437	16.8
Senior	11/11	24-40	.600	1-3	.333	14-26	.538	66	6.0	26-1	6	10	6	2	63	5.7
TOTALS	98/85	484-892	.543	27-81	.333	197-317	.621	720	7.3	249-5	106	189	82	51	1,192	12.2



PAYTON SANDFORT

#20 • Guard
6-7 • 215 • Freshman
Waukee, Iowa
Waukee HS

SEASON HIGHS

POINTS..... 21 vs. ALABAMA STATE (11/18/21)
FGM..... 7 vs. ALABAMA STATE (11/18/21)
FGA..... 15 vs. ALABAMA STATE (11/18/21)
3-PT FGM..... 5, 2X, LAST VS. WESTERN MICHIGAN (11/22/21)
3-PT FGA..... 12 vs. ALABAMA STATE (11/18/21)
FTM..... 2, 4X, LAST VS. PORTLAND STATE (11/26/21)
FTA..... 2, 4X, LAST VS. PORTLAND STATE (11/26/21)
REB..... 3, 2X, LAST VS. UTAH STATE (12/18/21)
AST..... 2, 2X, LAST VS. ALABAMA STATE (11/18/21)
STL..... 1, 2X, LAST AT PURDUE (12/3/21)
BLK..... 1, 3X, LAST VS. ILLINOIS (12/6/21)
MIN..... 21 vs. ALABAMA STATE (11/18/21)

CAREER HIGHS

POINTS..... 21 vs. ALABAMA STATE (11/18/21)
FGM..... 7 vs. ALABAMA STATE (11/18/21)
FGA..... 15 vs. ALABAMA STATE (11/18/21)
3-PT FGM..... 5, 2X, LAST VS. WESTERN MICHIGAN (11/22/21)
3-PT FGA..... 12 vs. ALABAMA STATE (11/18/21)
FTM..... 2, 4X, LAST VS. PORTLAND STATE (11/26/21)
FTA..... 2, 4X, LAST VS. PORTLAND STATE (11/26/21)
REB..... 3, 2X, LAST VS. UTAH STATE (12/18/21)
AST..... 2, 2X, LAST VS. ALABAMA STATE (11/18/21)
STL..... 1, 2X, LAST AT PURDUE (12/3/21)
BLK..... 1, 2X, LAST AT VIRGINIA (11/29)
MIN..... 21 vs. ALABAMA STATE (11/18/21)

Opponent	Date	GS	MIN	Total		3-Pointers		Free throws		Rebounds				PF		A		PTS	AVG	
				FG-FGA	PCT	3FG-3FGA	PCT	FT-FTA	PCT	OFF	DEF	TOT	AVG	PF	A	TO	BLK			STL
Longwood	11/09/2021		15:46	3-10	.300	2-7	.286	0-0	.000	1	1	2	2.0	1	2	0	0	0	8	8.0
Kansas City	11/12/2021		13:07	2-5	.400	0-3	.000	2-2	1.000	0	0	0	1.0	0	1	0	0	0	6	7.0
N.C. Central	11/16/2021		08:41	0-1	.000	0-1	.000	0-0	.000	0	1	1	1.0	0	1	0	0	0	4	4.7
Alabama St.	11/18/2021		20:45	7-15	.467	5-12	.417	2-2	1.000	1	1	2	1.3	2	2	0	0	0	21	8.8
Western Mich.	11/22/2021		16:15	6-10	.600	5-7	.714	2-2	1.000	1	2	3	1.6	0	0	0	1	1	19	10.8
Portland St.	11/26/2021		20:01	1-5	.200	0-4	.000	2-2	1.000	1	1	2	1.7	2	1	2	0	0	4	9.7
at Virginia	11/29/2021		03:01	0-1	.000	0-1	.000	0-0	.000	0	0	0	1.4	0	0	0	1	0	0	8.3
at Purdue	12/03/2021		07:19	0-2	.000	0-2	.000	1-2	.500	1	0	1	1.4	0	1	2	0	1	1	7.4
Illinois	12/06/2021		10:14	2-3	.667	1-2	.500	0-0	.000	1	0	1	1.3	0	0	0	1	0	5	7.1
at Iowa St.	12/09/2021		05:22	0-3	.000	0-2	.000	0-0	.000	0	0	0	1.2	0	0	1	0	0	0	6.4
vs Utah St.	12/18/2021		07:44	0-3	.000	0-1	.000	0-0	.000	1	2	3	1.4	4	1	0	0	0	0	5.8
Totals		0	128:15	21-58	.362	13-42	.310	9-10	.900	7	8	15	1.4	9	9	5	3	2	64	5.8

CAREER STATISTICS

YEAR	G/GS	FG-A	PCT	3-PT	PCT	FT-A	PCT	REB	AVG	PF-FO	AST	TO	BLK	STL	PTS	AVG
Fresh.	11/0	21-58	.362	13-42	.310	9-10	.900	15	1.4	9-0	9	5	3	2	64	5.8



GAME 12: IOWA VS SOUTHEASTERN LOUISIANA



JOE TOUSSAINT

#2 • Guard
6-0 • 190 • Junior
Bronx, New York
Cardinal Hayes

SEASON HIGHS

POINTS..... 11 vs. ALABAMA STATE (11/18/21)
FGM..... 4, 2X, LAST AT VIRGINIA (11/29/21)
FGA..... 7, 2X, LAST vs. ILLINOIS (12/6/21)
3-PT FGM..... 2 vs. ALABAMA STATE (11/18/21)
3-PT FGA..... 2, 2X, LAST vs. ILLINOIS (12/6/21)
FTM..... 2, 2X, LAST AT VIRGINIA (11/29/21)
FTA..... 2, 2X, LAST AT VIRGINIA (11/29/21)
REB..... 3, 2X, LAST AT VIRGINIA (11/29/21)
AST..... 11 vs. ALABAMA STATE (11/18/21)
STL..... 4 vs. LONGWOOD (11/9/21)
BLK.....
MIN..... 26 AT VIRGINIA (11/29/21)

CAREER HIGHS

POINTS..... 18 vs. PENN STATE (1/4/20)
FGM..... 7 AT NEBRASKA (1/7/20)
FGA..... 18 AT NEBRASKA (1/7/20)
3-PT FGM..... 2, 5X, LAST vs. ALABAMA STATE (11/18/21)
3-PT FGA..... 5 AT NEBRASKA (1/7/20)
FTM..... 9 vs. SAN DIEGO STATE (11/29/19)
FTA..... 9 vs. SAN DIEGO STATE (11/29/19)
REB..... 8 vs. CAL POLY (11/24/19)
AST..... 11 vs. ALABAMA STATE (11/18/21)
STL..... 6 AT MARYLAND (1/7/21)
BLK..... 1, 3X, LAST vs. W. ILLINOIS (12/3/20)
MIN..... 34 AT NEBRASKA (1/7/20)

Opponent	Date	GS	MIN	Total		3-Pointers		Free throws		Rebounds				PF	A	TO	BLK	STL	PTS	AVG
				FG-FGA	PCT	3FG-3FGA	PCT	FT-FTA	PCT	OFF	DEF	TOT	AVG							
Longwood	11/09/2021	*	16:09	3-3	1.000	1-1	1.000	2-2	1.000	0	0	0	0.0	2	4	0	0	4	9	9.0
Kansas City	11/12/2021	*	20:23	2-4	.500	0-1	.000	0-0	.000	0	1	1	0.5	0	6	2	0	2	4	6.5
N.C. Central	11/16/2021	*	18:29	1-5	.200	0-1	.000	0-0	.000	1	1	2	1.0	1	2	0	0	0	2	5.0
Alabama St.	11/18/2021	*	24:07	4-6	.667	2-2	1.000	1-1	1.000	2	1	3	1.5	0	11	2	0	2	11	6.5
Western Mich.	11/22/2021	*	17:03	3-6	.500	0-0	.000	0-0	.000	0	1	1	1.4	2	4	1	0	3	6	6.4
Portland St.	11/26/2021	*	13:12	1-4	.250	0-0	.000	0-0	.000	0	0	0	1.2	2	3	3	0	1	2	5.7
at Virginia	11/29/2021	*	26:02	4-7	.571	0-1	.000	2-2	1.000	0	3	3	1.4	2	0	0	0	0	10	6.3
at Purdue	12/03/2021	*	15:34	3-4	.750	1-1	1.000	0-0	.000	0	2	2	1.5	3	4	1	0	1	7	6.4
Illinois	12/06/2021	*	15:58	1-7	.143	0-2	.000	0-0	.000	2	0	2	1.6	1	3	1	0	1	2	5.9
at Iowa St.	12/09/2021	*	12:04	0-1	.000	0-0	.000	0-0	.000	0	1	1	1.5	1	0	1	0	0	0	5.3
vs Utah St.	12/18/2021	*	18:28	2-2	1.000	0-0	.000	0-0	.000	1	0	1	1.5	2	2	3	0	0	4	5.2
Totals		11	197:29	24-49	.490	4-9	.444	5-5	1.000	6	10	16	1.5	16	39	14	0	14	57	5.2

CAREER STATISTICS

YEAR	G/GS	FG-A	PCT	3-PT	PCT	FT-A	PCT	REB	AVG	PF-FO	AST	TO	BLK	STL	PTS	AVG
Fresh.	31/20	68-180	.378	11-37	.297	54-65	.831	62	2.0	62-1	90	62	2	36	201	6.5
Soph.	31/0	42-99	.424	3-11	.273	28-45	.622	37	1.2	49-0	75	45	1	24	115	3.7
Junior	11/11	24-49	.490	4-9	.444	5-5	1.000	16	1.5	16-0	39	14	0	14	57	5.2
TOTALS	73/31	134-328	.409	18-57	.316	87-115	.757	115	1.6	127-1	204	121	3	74	373	5.1



AHRON ULIS

#4 • Guard
6-3 • 195 • Sophomore
Chicago Heights, Ill.
Marion Catholic HS

SEASON HIGHS

POINTS..... 12 vs. N.C. CENTRAL (11/16/21)
FGM..... 3, 2X, LAST vs. ILLINOIS (12/6/21)
FGA..... 6, 2X, LAST vs. ILLINOIS (12/6/21)
3-PT FGM..... 1, 3X, LAST vs. ILLINOIS (12/6/21)
3-PT FGA..... 2, 2X, LAST vs. ILLINOIS (12/6/21)
FTM..... 7 vs. N.C. CENTRAL (11/16/21)
FTA..... 8 vs. N.C. CENTRAL (11/16/21)
REB..... 4, 2X, LAST vs. UTAH STATE (12/18/21)
AST..... 8 vs. WESTERN MICHIGAN (11/22/21)
STL..... 3 vs. ILLINOIS (12/6/21)
BLK.....
MIN..... 24 vs. ILLINOIS (12/6/21)

CAREER HIGHS

POINTS..... 12 vs. N.C. CENTRAL (11/16/21)
FGM..... 3 vs. LONGWOOD (11/9/21)
FGA..... 6 AT PURDUE (12/3/21)
3-PT FGM..... 1, 2X, LAST AT PURDUE (12/3/21)
3-PT FGA..... 2 vs. ALABAMA STATE (11/18/21)
FTM..... 7 vs. N.C. CENTRAL (11/16/21)
FTA..... 8 vs. N.C. CENTRAL (11/16/21)
REB..... 4, 2X, LAST vs. UTAH STATE (12/18/21)
AST..... 8 vs. WESTERN MICHIGAN (11/22/21)
STL..... 2 vs. ALABAMA STATE (11/18/21)
BLK..... 1 vs. OREGON (3/22/21)
MIN..... 24 vs. ILLINOIS (12/6/21)

Opponent	Date	GS	MIN	Total		3-Pointers		Free throws		Rebounds				PF	A	TO	BLK	STL	PTS	AVG
				FG-FGA	PCT	3FG-3FGA	PCT	FT-FTA	PCT	OFF	DEF	TOT	AVG							
Longwood	11/09/2021		19:34	3-4	.750	0-0	.000	0-0	.000	2	2	4	4.0	3	5	1	0	0	6	6.0
Kansas City	11/12/2021		13:00	2-2	1.000	0-0	.000	0-1	.000	0	0	0	2.0	0	1	0	0	1	4	5.0
N.C. Central	11/16/2021		21:31	2-5	.400	1-1	1.000	7-8	.875	0	3	3	2.3	1	4	2	0	1	12	7.3
Alabama St.	11/18/2021		15:53	0-3	.000	0-2	.000	0-1	.000	0	0	0	1.8	4	1	1	0	2	0	5.5
Western Mich.	11/22/2021		18:53	1-4	.250	0-0	.000	0-0	.000	0	2	2	1.8	0	8	2	0	1	2	4.8
Portland St.	11/26/2021		12:21	0-1	.000	0-0	.000	0-0	.000	0	2	2	1.8	1	0	2	0	0	0	4.0
at Virginia	11/29/2021		12:48	1-2	.500	0-0	.000	0-0	.000	0	2	2	1.9	0	2	0	0	0	2	3.7
at Purdue	12/03/2021		19:46	2-6	.333	1-1	1.000	2-2	1.000	2	1	3	2.0	4	1	0	0	0	7	4.1
Illinois	12/06/2021		24:18	3-6	.500	1-2	.500	4-4	1.000	0	0	0	1.8	4	7	0	0	3	11	4.9
at Iowa St.	12/09/2021		15:28	0-2	.000	0-0	.000	0-0	.000	0	2	2	1.8	1	4	2	0	1	0	4.4
vs Utah St.	12/18/2021		19:23	1-4	.250	0-1	.000	2-2	1.000	1	3	4	2.0	0	4	2	0	2	4	4.4
Totals		0	192:55	15-39	.385	3-7	.429	15-18	.833	5	17	22	2.0	18	37	12	0	11	48	4.4

CAREER STATISTICS

YEAR	G/GS	FG-A	PCT	3-PT	PCT	FT-A	PCT	REB	AVG	PF-FO	AST	TO	BLK	STL	PTS	AVG
Fresh.	17/0	5-15	.333	0-3	.000	18-20	.900	15	0.9	8-0	20	6	1	1	28	1.6
Soph.	11/0	15-39	.385	3-7	.429	15-18	.833	22	2.0	18-0	37	12	0	11	48	4.4
TOTALS	28/0	20-54	.370	3-10	.300	33-38	.868	37	1.3	26-0	57	18	1	12	76	2.7





GAME-BY-GAME RESULTS

Overall: 8-3 Big Ten: 0-2 Home: 6-1 Away: 1-2 Neutral: 1-0

Date	Opponent	Result	Attend.	Top Scorer	Top Rebounder
Nov. 9	Longwood	W, 106-73	9,259	Keegan Murray, 24	Murray/Murray/C. McCaffery, 7
Nov. 12	Kansas City	W, 89-57	11,133	Keegan Murray, 25	Filip Rebraca, 13
Nov. 16	N.C. Central	W, 86-69	9,132	Keegan Murray, 27	Keegan Murray, 21
Nov. 18	Alabama State	W, 108-82	9,957	Keegan Murray, 26	Rebraca/Kris Murray, 8
Nov. 22	Western Michigan	W, 109-61	10,044	Keegan Murray, 29	Kris Murray, 8
Nov. 26	Portland State	W, 85-51	11,756	Keegan Murray, 23	Rebraca/Keegan Murray, 9
^ Nov. 29	at Virginia	W, 75-74	13,542	Jordan Bohannon, 20	Keegan Murray, 9
* Dec. 3	at #2 Purdue	L, 70-77	14,804	Patrick McCaffery, 15	Rebraca/Ogundele, 5
* Dec. 6	Illinois	L, 83-87	12,072	Keegan Murray, 19	Filip Rebraca, 8
+ Dec. 9	at #17 Iowa State	L, 53-73	14,267	Jordan Bohannon, 17	Keegan Murray, 7
# Dec. 18	vs. Utah State	W, 94-75	3,250	Keegan Murray, 35	Keegan Murray, 7

^ - Big Ten/ACC Challenge

+ - Iowa Corn Cy-Hawk Series

- Sioux Falls, South Dakota

* - Big Ten Conference Game

% - Big Ten Tournament -- Indianapolis





GAME-BY-GAME STATISTICS

Team	Score	FG-A	PCT	3-PT. FG	PCT	FT-FTA	PCT	REB	PF	AST	TO	BLK	STL
at Iowa	106	36-65	.554	15-33	.455	19-22	.864	43	20	24	8	8	6
Longwood	73	26-74	.351	9-32	.281	12-16	.750	38	22	17	12	0	5
at Iowa	89	34-65	.523	4-16	.250	17-22	.773	39	11	18	8	5	11
Kansas City	57	23-56	.411	7-22	.318	4-6	.667	27	22	12	17	2	4
at Iowa	86	23-61	.377	5-23	.217	35-41	.854	44	14	15	8	4	5
N.C. Central	69	28-59	.475	5-15	.333	8-12	.667	31	30	11	15	3	5
at Iowa	108	38-73	.521	20-44	.455	12-16	.750	44	14	28	10	2	7
Alabama State	82	29-59	.492	11-24	.458	13-19	.684	27	17	17	14	2	8
at Iowa	109	38-72	.528	12-26	.462	21-23	.913	37	9	20	7	6	15
Western Michigan	61	24-63	.381	6-26	.231	7-7	1.000	38	17	14	24	2	6
at Iowa	85	32-66	.485	6-19	.316	15-19	.789	43	12	15	13	4	11
Portland State	51	20-65	.308	4-27	.148	7-9	.778	39	17	10	23	2	8
Iowa	75	30-56	.536	10-21	.476	5-10	.500	30	10	12	4	3	2
at Virginia	74	30-57	.526	9-18	.500	5-9	.556	29	12	16	5	2	0
Iowa	70	25-62	.403	5-21	.238	15-22	.682	30	29	12	9	0	6
at #2 Purdue	77	21-50	.420	8-19	.421	27-37	.730	42	18	14	17	2	5
at Iowa	83	31-69	.449	8-22	.364	13-19	.684	23	21	16	4	5	9
Illinois	87	26-59	.441	11-25	.440	24-28	.857	52	19	16	18	0	4
Iowa	53	17-63	.270	5-27	.185	14-15	.933	32	18	10	12	6	7
at #17 Iowa State	73	27-62	.435	8-25	.320	11-17	.647	50	16	18	16	4	5
Iowa	94	35-64	.547	8-26	.308	16-21	.762	35	21	21	9	4	11
vs. Utah State	75	25-51	.490	8-23	.348	17-24	.708	23	19	18	14	1	4





SEASON & CAREER BESTS/THE LAST TIME...

Season Bests

Player	Points	3-Pointers	Rebounds	Assists	Blocks	Steals
Austin Ash	8, Portland St	2, Portland St	2, Portland St	2, twice	---	---
Jordan Bohannon	20, Virginia	6, twice	2, three times	3, W. Michigan	---	3, W. Michigan
Carter Kingsbury	---	---	---	---	---	---
Luc Laketa	3, twice	1, twice	1, Portland St	---	---	1, W. Michigan
Connor McCaffery	3, three times	1, twice	7, Longwood	7, Portland St	---	2, Portland St
Patrick McCaffery	15, twice	1, three times	6, Utah State	4, Longwood	1, twice	2, Utah State
Riley Mulvey	8, W. Michigan	---	5, Alabama St	1, Longwood	---	1, Kansas City
Keegan Murray	35, Utah State	3, Longwood	21, N.C. Central	4, Alabama St	5, Longwood	3, three times
Kris Murray	17, twice	3, twice	8, twice	2, three times	2, twice	2, three times
Josh Ogundele	7, Purdue	---	5, Purdue	---	2, Illinois	2, Portland St
Tony Perkins	16, Illinois	2, twice	5, Longwood	4, Utah State	1, twice	3, twice
Filip Rebraca	9, Kansas City	1, Alabama St	13, Kansas City	2, Illinois	2, Portland St	1, twice
Payton Sandfort	21, Alabama St	5, twice	3, twice	2, twice	1, three times	1, twice
Joe Toussaint	11, Alabama St	2, Alabama St	3, twice	11, Alabama St	---	4, Longwood
Ahron Ulis	12, N.C. Central	1, three times	4, twice	8, W. Michigan	---	3, Illinois

Career Bests

Player	Points	3-Pointers	Rebounds	Assists	Blocks	Steals
Austin Ash	9, Savannah St., '18	3, Savannah St., '18	2, four times	2, three times	---	2, Indiana
Jordan Bohannon	30, UAB, '17	8, twice	7, twice	14, Minnesota, '21	1, Nebraska '17	6, Pitt, '18
Carter Kingsbury	---	---	---	---	---	---
Luc Laketa	3, twice	1, twice	1, Portland St, '21	---	---	1, W. Michigan
Connor McCaffery	19, UConn, '18	3, twice	13, Michigan, '20	10, Maryland, '21	1, seven times	3, six times
Patrick McCaffery	19, Nebraska, '21	3, Nebraska, 21	6, three times	4, Longwood, '21	2, twice	2, three times
Riley Mulvey	8, W. Michigan, '21	---	5, Alabama St, '21	1, Longwood, '21	---	1, Kansas City, '21
Keegan Murray	35, Utah State, '21	3, Longwood, '21	21, N.C. Central, '21	4, Alabama St, '21	5, Longwood, '21	3, four times
Kris Murray	17, twice	3, twice	8, twice	2, three times	2, twice	2, three times
Josh Ogundele	7, Purdue, '21	---	5, Purdue, '21	---	2, Illinois '21	2, Portland St, '21
Tony Perkins	16, Illinois, '21	2, twice	7, N. Illinois, '20	4, Utah State, '21	1, three times	3, twice
Filip Rebraca	26, South Dakota, '20	2, eight times	16, Denver, '20	5, twice	8, Milwaukee, '19	4, Oral Roberts, '19
Payton Sandfort	21, Alabama St, '21	5, twice	3, twice	2, twice	1, three times	1, twice
Joe Toussaint	18, Penn State, '20	2, four times	8, Cal Poly, '19	11, Alabama St, '21	1, W. Illinois, '20	6, Maryland, '21
Ahron Ulis	12, N.C. Central, '21	1, three times	4, twice	8, W. Michigan, '21	1, Oregon	3, Illinois, '21

The Last Time a Player . . .

Had 30 or more points

Iowa -- 35, Keegan Murray vs. Utah State, 12/18/21
Opponent -- 30, Marcus Carr, Minnesota, 12/25/20

Made at least 90% of his FGA (10 att.)

Iowa -- .928 (13-14), Luka Garza vs. Iowa State, 12/11/20
Opponent -- .900 (9-10), Mike Watkins, Penn State, 2/3/18

Made 100% of his FTA (10 att.)

Iowa -- 1.000 (10-10), Jordan Bohannon vs. Nebraska 1/6/19
Opponent -- 1.000 (12-12), Bonzie Colson, Notre Dame, 11/29/16

Had 15 or more rebounds

Iowa -- 21, Keegan Murray vs. N.C. Central, 11/16/21
Opponent -- 18, Kofi Cockburn, Illinois, 12/6/21

Had 10 or more assists

Iowa -- 11, Joe Toussaint vs. Alabama State, 11/18/21
Opponent -- 10, Cam Mack, Nebraska, 1/7/20

Had 5 or more blocks

Iowa -- 5, Keegan Murray vs. Longwood, 11/9/21
Opponent -- 5, Jalen Smith, Maryland, 1/30/20

Had 5 or more steals

Iowa -- 6, Joe Toussaint at Maryland, 1/7/21
Opponent -- 5, Chris McNeal, Cincinnati, 12/21/19

The Last Time a Team . . .

Scored 100 or more points

Iowa -- 109 vs. Western Michigan, 11/22/21
Opponent -- 102 by Minnesota, 12/25/20

Scored 40 or fewer points

Iowa -- 40 at Wisconsin, 3/3/10
Opponent -- 39 by UNC Wilmington, 11/8/13

Won an overtime game

Iowa -- 76-70 (OT) at Indiana, 2/22/19
Opponent -- 102-95 (OT) by Minnesota, 12/25/20

Made at least 60% of its FGA (20 att.)

Iowa -- .600 (39-65) vs. Kennesaw State, 12/29/19
Opponent -- .631 (41-65) by Purdue, 2/5/20

Made at least 50% of its 3-pt. FGA (8 att.)

Iowa -- .632 (12-19) at Wisconsin, 2/18/21
Opponent -- .500 (9-18) by Virginia, 11/29/21

Made at least 90% of its FTA (10 att.)

Iowa -- .933 (14-15) at Iowa State, 12/9/21
Opponent -- .947 (18-19) by San Diego State, 11/29/19





SEASON HIGHS & LOWS/SPECIALITY STATS

CATEGORY	IOWA		OPPONENTS	
Points	High	109	87	Illinois
	Low	53	51	Portland State
FG Made	High	38	30	Virginia
	Low	17	20	Portland State
FG Att.	High	73	74	Longwood
	Low	56	50	Purdue
FG%	High	.554	.526	Virginia
	Low	.270	.308	Portland State
3-FG Made	High	20	11	Alabama State/Illinois
	Low	4	4	Portland State
3-FG Att.	High	44	32	Longwood
	Low	16	15	N.C. Central
3-FG%	High	.476	.500	Virginia
	Low	.185	.148	Portland State
FTM	High	35	27	Purdue
	Low	5	4	Kansas City
FTA	High	41	37	Purdue
	Low	10	6	Kansas City
FT% (min. 10)	High	.933	.857	Illinois
	Low	.500	.647	Iowa State
Off. Reb.	High	18	21	Iowa State
	Low	6	2	Utah State
Def. Reb.	High	33	34	Purdue
	Low	14	20	Alabama State/ Virginia
Total Reb.	High	44	52	Illinois
	Low	23	23	Utah State
Assists	High	28	18	Iowa State/Utah State
	Low	10	10	Portland State
Steals	High	15	8	Alabama St/Portland St
	Low	2	0	Virginia
Blocks	High	8	4	Iowa State
	Low	0	0	Illinois
Turnovers	High	12	24	Western Michigan
	Low	4	5	Virginia
Fouls	High	29	30	N.C. Central
	Low	9	12	Virginia

GAME-BY-GAME SPECIALTY STATS

Date	Opponent	Pts. Off	Pts. in	2nd	Bench
		TO's	Paint	Chance	Points
11/9	Longwood	17	36	17	42
11/12	Kansas City	25	58	11	28
11/16	N.C. Central	16	34	15	27
11/18	Alabama State	18	30	23	51
11/22	Western Michigan	36	50	14	63
11/26	Portland State	23	46	17	36
11/29	Virginia	5	30	13	12
12/3	at #2 Purdue	20	34	4	29
12/6	Illinois	26	42	11	43
12/9	at #17 Iowa State	11	20	10	13
12/18	vs. Utah State	18	48	6	25
AVG.		19.5	38.9	12.8	33.5

IOWA AND OPPONENT INDIVIDUAL HIGH PERFORMANCES

CATEGORY	IOWA	OPPONENTS
Points	35	Keegan Murray (Utah State) 29
Field Goals Made	13	Keegan Murray (Utah State) 11
Field Goals Attempted	19 (9-19)	Keegan Murray (N.C. Central) 16 (7-16)
Field Goal Percentage (min. 5 made)	.800 (8-10)	Keegan Murray (Longwood) .889 (8-9)
3-Point Field Goals Made	6 (6-8/6-9)	Jordan Bohannon (Longwood/Virginia) 5 (5-12)
3-Point Field Goals Attempted	9 (6-9)	Jordan Bohannon (Virginia) 12 (5-12)
3-Point Field Goals Pct. (min. 5 made)	.750 (6-8)	Jordan Bohannon (Longwood) .417 (5-12)
Free Throws Made	9 (9-10)	Keegan Murray (N.C. Central) 6 (6-6)
Free Throws Attempted	10 (9-10)	Keegan Murray (N.C. Central) 8 (4-8)
Free Throw Pct. (min. 7 made)	.900 (9-10)	Keegan Murray (N.C. Central) ---
Offensive Rebounds	9	Keegan Murray (N.C. Central) 11
Defensive Rebounds	12	Keegan Murray (N.C. Central) 17
Total Rebounds	21	Keegan Murray (N.C. Central) 18
Assists	11	Joe Toussaint (Alabama State) 6
Steals	4	Joe Toussaint (Longwood) 2
Blocks	5	Keegan Murray (Longwood) 2
Turnovers	3	3 times 6





2021-22 IOWA RECORD WHEN...

When playing at home:	6-1	When leading at the half:	8-0	When wearing White:	5-0
When playing on the road:	1-2	When trailing at the half:	0-3	When wearing Black:	1-3
When playing on a neutral court:	1-0	When tied at the half:	0-0	When wearing Gold:	2-0
				When wearing Gray:	0-0
When Iowa scores 100 points or more:	3-0	Iowa field goal percentage at home:	232-471	.493	
When Iowa scores 90-99 points:	1-0	Iowa field goal percentage on road:	107-245	.437	
When Iowa scores 80-89 points:	3-1	Iowa 3-point percentage at home:	70-184	.380	
When Iowa scores 70-79 points:	1-1	Iowa 3-point percentage on road:	28-95	.295	
When Iowa scores under 70 points:	0-1	Iowa free throw percentage at home:	132-162	.815	
		Iowa free throw percentage on road:	50-68	.735	
When opponent scores 100 points or more:	0-0	On Sunday:	0-0		
When opponent scores 90-99 points:	0-0	On Monday:	2-1		
When opponent scores 80-89 points:	1-1	On Tuesday:	2-0		
When opponent scores 70-79 points:	3-2	On Wednesday:	0-0		
When opponent scores 60-69 points:	2-0	On Thursday:	1-1		
When opponent scores fewer than 60 points:	2-0	On Friday:	2-1		
		On Saturday:	1-0		
When Iowa shoots at least 50% from the field:	6-0	On BTN:	5-1		
When Iowa shoots less than 50% from the field:	2-3	On CBS:	0-0		
When opponent shoots at least 50% from the field:	1-0	On ESPN:	0-0		
When opponent shoots less than 50% from the field:	7-3	On ESPN2:	1-1		
When Iowa has higher FG% than opponent:	7-1	On ESPNU:	0-0		
When opponent has higher FG%:	1-2	On B1G+:	2-0		
When FG% is equal:	0-0	On FS1:	0-1		
		On CBS SN:	0-0		
When Iowa outrebounds opponent:	7-0	On NBC SN:	0-0		
When opponent has more rebounds:	1-3	On FOX:	0-0		
When rebounds are equal:	0-0	On TBS:	0-0		
When Iowa shoots at least 80% from the line:	3-1	Most Points, First Half:	63 vs. Alabama State		
When Iowa shoots less than 80% from the line:	5-2	Fewest Points, First Half:	26 at Purdue/Iowa State		
When opponent shoots at least 80% from the line:	1-1	Most Points Allowed, First Half:	44 vs. N.C. Central		
When opponent shoots less than 80% from the line:	7-2	Fewest Points Allowed, First Half:	20 vs. WMU/Portland St		
When Iowa shoots more free throws than opponent:	6-0	Most Points, Second Half:	60 vs. Western Michigan		
When opponent shoots more free throws:	2-3	Fewest Points, Second Half:	27 at Iowa State		
When free throws attempts are equal:	0-0	Most Points Allowed, Second Half:	48 vs. Illinois		
When Iowa has higher FT% than opponent:	6-1	Fewest Points Allowed, Second Half:	25 vs. N.C. Central		
When opponent has higher FT%:	2-2	Largest Halftime Advantage:	29 vs. Western Michigan		
When FT% is equal:	0-0	Largest Halftime Deficit:	13 at Purdue		
When Iowa shoots at least 50% from 3-point range:	0-0				
When Iowa shoots less than 50% from 3-point range:	8-3				
When opponent shoots at least 50% from 3-point range:	1-0				
When opponent shoots less than 50% from 3-point range:	7-3				
When Iowa has a higher 3-point FG% than opponent:	3-0				
When opponent has a higher 3-point FG%:	5-3				
When 3-point FG% is equal:	0-0				
When Iowa has more assists than opponent:	7-0				
When opponent has more assists:	1-2				
When assists are equal:	0-1				
When Iowa has fewer turnovers than opponent:	8-3				
When opponent has fewer turnovers:	0-0				
When turnovers are equal:	0-0				
When Iowa has more steals than opponent:	6-3				
When opponent has more steals:	1-0				
When steals are equal:	1-0				



UNDER McCAFFERY.. IOWA RECORD WHEN..

When playing at home:	153-45	When leading at the half:	186-39	When wearing White:	141-42
When playing on the road:	44-75	When trailing at the half:	30-111	When wearing Black:	55-96
When playing on a neutral court:	27-33	When tied at the half:	7-4	When wearing Gold:	24-12
				When wearing Gray:	4-4

When Iowa scores 100 points or more:	16-0	Iowa field goal percentage at home:	5425-11668	.465
When Iowa scores 90-99 points:	39-8	Iowa field goal percentage on road:	4583-10548	.434
When Iowa scores 80-89 points:	65-19	Iowa 3-point percentage at home:	1440-3934	.366
When Iowa scores 70-79 points:	73-46	Iowa 3-point percentage on road:	1201-3496	.344
When Iowa scores under 70 points:	31-82	Iowa free throw percentage at home:	3435-4762	.721
		Iowa free throw percentage on road:	2500-3378	.740

When opponent scores 100 points or more:	0-7	On Sunday:	42-25
When opponent scores 90-99 points:	3-25	On Monday:	14-8
When opponent scores 80-89 points:	13-44	On Tuesday:	33-23
When opponent scores 70-79 points:	61-51	On Wednesday:	21-21
When opponent scores 60-69 points:	74-26	On Thursday:	33-35
When opponent scores fewer than 60 points:	73-2	On Friday:	31-16
		On Saturday:	46-25

When Iowa shoots at least 50% from the field:	82-16	On BTN:	95-76
When Iowa shoots less than 50% from the field:	142-139	On CBS:	4-6
When opponent shoots at least 50% from the field:	7-63	On ESPN:	14-19
When opponent shoots less than 50% from the field:	75-92	On ESPN2:	20-18
When Iowa has higher FG% than opponent:	71-27	On ESPNU:	17-9
When opponent has higher FG%:	28-125	On FS1:	15-10
When FG% is equal:	2-2	On FOX:	2-1

When Iowa outrebounds opponent:	166-58	On CBS SN:	1-3
When opponent has more rebounds:	51-87	ON NBC SN:	2-1
When rebounds are equal:	7-10	truTV:	1-0

When Iowa shoots at least 80% from the line:	57-33	Most Points, First Half: 68 vs. Alabama State, '18
When Iowa shoots less than 80% from the line:	167-120	Fewest Points, First Half: 14 vs. Indiana, '13
When opponent shoots at least 80% from the line:	43-37	Most Points Allowed, First Half: 61 at Purdue, '20
When opponent shoots less than 80% from the line:	183-117	Fewest Points Allowed, First Half: 12 vs. UNC Wilmington, '13
When Iowa shoots more free throws than opponent:	185-66	Most Points, Second Half: 63 at Minnesota, '18
When opponent shoots more free throws:	30-84	Fewest Points, Second Half: 15 vs. Northern Iowa, '14
When free throws attempts are equal:	8-5	Most Points Allowed, Second Half: 61 at Oregon, '12
When Iowa has higher FT% than opponent:	148-66	Fewest Points Allowed, Second Half: 16 vs. UNI, '10
When opponent has higher FT%:	73-86	Largest Halftime Advantage: 37 vs. Arkansas-Pine Bluff, '13
When FT% is equal:	3-3	Largest Halftime Deficit: 31 vs. Purdue, '18

When Iowa shoots at least 50% from 3-point range:	32-10
When Iowa shoots less than 50% from 3-point range:	191-146
When opponent shoots at least 50% from 3-point range:	4-28
When opponent shoots less than 50% from 3-point range:	221-127
When Iowa has a higher 3-point FG% than opponent:	160-46
When opponent has a higher 3-point FG%:	58-110
When 3-point FG% is equal:	0-2

When Iowa has more assists than opponent:	168-37
When opponent has more assists:	47-104
When assists are equal:	9-13

When Iowa has fewer turnovers than opponent:	145-55
When opponent has fewer turnovers:	65-86
When turnovers are equal:	15-14
When Iowa has more steals than opponent:	133-48
When opponent has more steals:	68-91
When steals are equal:	23-15



IOWA SUPERLATIVES UNDER McCAFFERY

TEAM

Most Points Scored

- 116 -- Savannah State (11/13/16)
- 111 -- SIU Edwardsville (11/26/10)
- 110 -- Savannah State (12/22/18)
- 109 -- Western Michigan (11/22/21)**
- 109 -- Md. Eastern Shore (11/14/13)
- 108 -- Alabama State (11/18/21)**
- 106 -- Longwood (11/9/21)**
- 106 -- Northern Illinois (12/13/20)

Fewest Points Allowed

- 36 -- Howard (11/15/12)
- 39 -- UNC Wilmington (11/8/13)
- 39 -- Northern Iowa (12/7/10)
- 40 -- Louisiana Monroe (11/16/10)
- 41 -- Abilene Christian (11/17/13)

Field Goals Made

- 42 -- Savannah State (11/13/16)
- 42 -- Central Arkansas (12/19/11)
- 41 -- Northern Illinois (12/13/20)
- 40 -- Coppin State (11/15/15)
- 39 -- Savannah State (12/22/18)
- 39 -- Kennesaw State (12/29/19)

Field Goals Attempted

- 87 -- Savannah State (11/13/16)
- 79 -- Oregon (3/18/12)
- 78 -- Minnesota (12/25/20)
- 77 -- Nebraska (1/7/20)
- 77 -- Nebraska (1/5/17)
- 76 -- North Carolina (12/8/20)
- 76 -- Central Arkansas (12/19/11)
- 76 -- South Dakota (12/4/12)

Field Goal Percentage (20 Made)

- .680 -- Illinois (1/20/19)
- .643 -- Maryland (2/8/15)
- .630 -- Indiana (1/29/12)
- .627 -- Michigan (2/5/15)
- .623 -- Abilene Christian (11/17/13)
- .617 -- Arkansas-Pine Bluff (12/22/13)

3-Point Field Goals Made

- 20 -- Alabama State (11/18/21) ***
- 19 -- Savannah State (12/22/18)
- 18 -- Savannah State (11/13/16)
- 17 -- North Carolina (12/8/20)
- 16 -- Nebraska (3/4/21)
- 16 -- Maryland (2/25/17)
- 16 -- TCU (3/19/17)

3-Point Field Goals Attempted

- 44 -- Alabama State (11/18/21) ***
- 43 -- Nebraska (3/4/21)
- 43 -- Savannah State (11/13/16)
- 42 -- Savannah State (12/22/18)
- 40 -- North Carolina (12/8/20)
- 36 -- Iowa State (12/7/17)

3-Point FG Percentage (10 Made)

- .714 (15-21) Illinois (1/20/19)
- .632 (12-19) Wisconsin (2/18/21)
- .619 (13-21) Northern Illinois (11/17/11)
- .615 (16-26) Maryland (2/25/17)
- .611 (11-18) Rutgers (1/31/17)

Free Throws Made

- 39 -- Indiana (2/21/17)
- 38 -- Omaha (11/10/13)
- 35 -- NC Central (11/16/21)**
- 34 -- Green Bay (11/11/18)
- 34 -- Illinois (2/28/18)
- 33 -- Illinois (1/11/18)

Free Throws Attempted

- 49 -- Omaha (11/10/13)
- 47 -- Indiana (2/21/17)
- 45 -- Green Bay (11/11/18)
- 43 -- UM Eastern Shore (11/14/13)
- 43 -- Michigan State (1/28/14)
- 41 -- NC Central (11/16/21)**
- 41 -- Illinois (2/28/18)

Free Throw Percentage (10 Made)

- 1.000 (15-15) Illinois (3/8/20)
- 1.000 (15-15) Virginia (3/27/13)
- 1.000 (13-13) Purdue (12/28/16)
- .933 (14-15) Iowa State (12/9/21)**
- .929 (26-28) North Florida (12/22/14)
- .926 (25-27) Penn State (2/28/15)
- .923 (12-13) Iowa State (12/12/14)

Most Rebounds

- 57 -- Western Illinois (12/3/20)
- 57 -- Md. Eastern Shore (11/14/13)
- 56 -- UNC Wilmington (11/8/13)
- 56 -- Brown (12/3/11)
- 56 -- SC State (12/19/12)
- 55 -- Minnesota (12/25/20)

Most Assists

- 34 -- Northern Illinois (12/29/17)
- 33 -- Savannah State (11/13/16)
- 32 -- Central Arkansas (12/19/11)
- 31 -- Coppin State (11/15/15)
- 30 -- Savannah State (12/22/18)

Most Steals

- 19 -- SIU Edwardsville (11/26/10)
- 16 -- UMBC (12/6/14)
- 15 -- Western Michigan (11/22/21)**
- 15 -- Rutgers (1/31/17)
- 14 -- Kennesaw State (12/29/19)
- 14 -- Maryland (1/19/17)
- 14 -- Marquette (11/19/15)
- 14 -- Penn (11/22/13)
- 14 -- Idaho St (12/4/10)
- 14 -- Chicago St (11/11/11)

Most Blocked Shots

- 14 -- Drake (12/19/15) *
- 13 -- Illinois (3/5/13)
- 12 -- UNC Wilmington (11/8/13)
- 12 -- Northern Illinois (11/26/14)
- 11 -- Michigan State (12/29/15)
- 10 -- Penn State (2/15/14)
- 10 -- UT-Pan American (11/9/12)

Fewest Turnovers

- 3 -- Temple (3/18/16)
- 3 -- Drake (12/19/15)
- 4 -- Illinois (12/6/21)**
- 4 -- Virginia (11/29/21)**
- 4 -- Michigan (1/17/16)
- 4 -- Northwestern (2/15/15)
- 5 -- Ohio State (2/28/21)
- 5 -- Michigan State (2/13/21)
- 5 -- Michigan State (2/2/21)
- 5 -- Stetson (12/5/16)
- 5 -- Davidson (3/20/15)
- 5 -- Abilene Christian (11/17/13)
- 5 -- Drake (12/7/13)
- 5 -- UTEP (11/29/13)
- 5 -- Purdue (3/2/14)
- 5 -- Boise St (12/22/11)

* -- denotes school record

INDIVIDUAL

Most Points:

- 44 -- Luka Garza at Michigan (12/6/19)
- 42 -- Peter Jok vs. Memphis (11/26/16)
- 41 -- Luka Garza vs. Southern (11/27/20)
- 38 -- Luka Garza at Indiana (2/13/20)
- 36 -- Luka Garza vs. Oregon (3/22/21)
- 35 -- Keegan Murray vs. Utah State (12/18/21)**
- 35 -- Luka Garza vs. Western Illinois (12/3/20)
- 35 -- Peter Jok vs. Indiana (2/21/17)

Field Goals Made

- 17 -- Luka Garza at Michigan (12/6/19)
- 14 -- Luka Garza vs. Oregon (3/22/21)
- 14 -- Luka Garza vs. Southern (11/27/20)
- 14 -- Luka Garza at Indiana (2/13/20)
- 13 -- Keegan Murray vs. Utah State (12/18/21)
- 13 -- Luka Garza vs. Minnesota (1/10/21)
- 13 -- Luka Garza vs. Iowa State (12/11/20)
- 13 -- Luka Garza vs. Western Illinois (12/3/20)
- 13 -- Luka Garza vs. Penn State (1/4/20)

Field Goals Attempted

- 32 -- Luka Garza at Michigan (12/6/19)
- 28 -- Luka Garza vs. Penn State (2/29/20)
- 27 -- Luka Garza at Minnesota (12/25/20)
- 24 -- Devyn Marble vs. Wisconsin (1/5/14)
- 24 -- Peter Jok vs. Nebraska (1/5/17)

3-Point FG Made

- 8 -- Jordan Bohannon vs. Nebraska (3/4/21)
- 8 -- Peter Jok vs. Memphis (11/26/16)
- 8 -- Jordan Bohannon vs. Maryland (2/25/17)
- 7 -- Jordan Bohannon vs. N. Carolina (12/8/20)
- 7 -- Jordan Bohannon vs. N'western (2/25/18)
- 7 -- Jordan Bohannon vs Notre Dame (11/29/16)
- 7 -- Jordan Bohannon vs TCU (3/19/17)
- 7 -- Devyn Marble vs Oregon (3/18/12)
- 7 -- Matt Gatens vs Wisconsin (2/23/12)
- 7 -- Matt Gatens vs Indiana (2/19/12)

3-Point Field Goals Attempted

- 16 -- Jordan Bohannon vs. N. Carolina (12/8/20)
- 15 -- Jordan Bohannon at Notre Dame (12/3/16)
- 14 -- Jordan Bohannon at Syracuse (12/3/19)
- 14 -- Jordan Bohannon vs. Savannah St. (12/22/18)
- 14 -- Jordan Bohannon vs. N'western (2/25/18)
- 12 -- Payton Sandfort vs. Alabama St (11/18/21)**
- 12 -- Jordan Bohannon vs. Nebraska (3/4/21)
- 12 -- Jordan Bohannon at Illinois (1/11/18)
- 12 -- Jordan Bohannon vs. Omaha (12/3/16)

Free Throws Made

- 22 -- Peter Jok vs. Indiana (2/21/17) *
- 14 -- Roy Devyn Marble vs. UNI (12/15/12)
- 14 -- Aaron White vs. Texas (11/20/14)
- 13 -- Tyler Cook vs. UAB (11/22/17)
- 13 -- Aaron White vs. Wisconsin (1/19/13)

Most Rebounds:

- 21 -- Keegan Murray vs. NC Central (11/16/21)**
- 18 -- Luka Garza vs. Wisconsin (1/27/20)
- 18 -- Luka Garza at Nebraska (1/7/20)
- 18 -- Adam Woodbury vs. Wisconsin (2/24/16)
- 17 -- Luka Garza at Minnesota (12/25/20)
- 17 -- Aaron White vs. Iowa State (12/13/13)

Most Assists

- 13 -- Jordan Bohannon vs. TCU (3/19/17)
- 12 -- Mike Gesell vs. Minnesota (2/14/16)
- 12 -- Mike Gesell vs. Coppin State (11/15/15)
- 11 -- Joe Toussaint vs. Alabama St (11/18/21)**
- 11 -- Jordan Bohannon vs. Wisconsin (1/23/18)
- 11 -- Jordan Bohannon vs. South Dakota (3/15/17)
- 11 -- Mike Gesell vs. Michigan (3/5/16)
- 11 -- Devyn Marble vs. Wisconsin (2/22/14)
- 11 -- Bryce Cartwright vs. Dayton (3/13/12)
- 10 -- Connor McCaffery at Maryland (1/7/21)
- 10 -- Jordan Bohannon vs. Minnesota (12/9/19)
- 10 -- Jordan Bohannon vs. Minnesota (1/30/18)
- 10 -- Jordan Bohannon vs. Ohio State (1/4/18)
- 10 -- Jordan Bohannon vs. Indiana (3/9/17)
- 10 -- Mike Gesell vs. Nebraska (1/5/16)
- 10 -- Mike Gesell vs. Tenn. Tech (12/22/15)

Most Steals

- 7 -- Eric May vs. SIUE (11/26/10)
- 6 -- Joe Toussaint at Maryland (1/7/21)
- 6 -- Jordan Bohannon vs. Pitt (11/27/18)
- 6 -- Roy Devyn Marble vs. Penn (11/22/13)
- 6 -- Eric May at Wake Forest (11/30/10)
- 5 -- Joe Toussaint vs. Kennesaw St (12/29/19)
- 5 -- Nicholas Baer vs. Drake (12/16/17)
- 5 -- Isaiah Moss vs. Indiana (3/9/17)
- 5 -- Jarryd Cole at Mich St (3/2/11)
- 5 -- Matt Gatens vs. Idaho St (12/4/10)
- 5 -- Aaron White vs. North Florida (12/22/14)
- 5 -- Mike Gesell at Penn State (2/28/15)

Most Blocks

- 7 -- Melsahn Basabe vs. Iowa St (12/10/10)
- 7 -- Gabriel Olaseni vs. Illinois (3/5/13)
- 6 -- Nicholas Baer at Nebraska (1/5/17)
- 6 -- Jarrod Uthoff vs. Minnesota (2/14/16)
- 6 -- Jarrod Uthoff vs. Michigan State (12/29/15)
- 6 -- Nicholas Baer vs. Drake (12/19/15)
- 6 -- Melsahn Basabe vs. Ohio St (1/4/11)



Game 1 - Iowa 106, Longwood 73

Official Box Score
Longwood vs Iowa
 Game Totals - Final Statistics
 November 09, 2021 at Carver-Hawkeye Arena - Iowa City



No.	Player	S	Pts	FG	3FG	FT	OR	DR	TR	PF	A	TO	Bk	Stl	Min	+	-
01	WILKINS, ISAIAH	G	19	7-13	4-6	1-2	2	6	8	2	1	3	0	0	27	-14	
03	WADE, DESHAUN	G	5	1-7	1-4	2-2	1	3	4	2	1	1	0	1	25	-22	
04	WATSON, ZAC	F	4	1-2	0-0	2-2	0	1	1	4	0	1	0	0	16	-20	
11	HILL, JUSTIN	G	10	3-10	1-3	3-3	1	2	3	1	6	1	0	2	27	-30	
05	GRANLUND, JESPER	F	0	0-5	0-4	0-0	1	1	2	3	0	2	0	0	16	-22	
00	NIKERIJIWE, LESLIE	F	17	8-9	0-0	1-2	3	1	4	2	0	1	0	0	20	-13	
02	LUTERAS, NATE	G	3	1-8	1-5	0-0	0	1	1	0	1	0	0	1	18	-15	
05	DARDEN, JAYLANI	G	2	1-2	0-1	0-0	2	0	2	1	0	0	0	0	2	-1	
12	PERKINS, JORDAN	G	5	2-8	1-2	0-0	0	2	2	6	1	0	0	0	24	-22	
21	HICKS, TREY	F	2	1-2	0-0	0-1	1	0	1	1	0	1	0	0	2	-1	
22	LACOUNT, GAKHARI	G	0	0-1	0-1	0-0	0	0	0	0	0	0	0	0	2	-1	
23	HOUSTON, D'AVIAN	G	3	1-5	1-4	0-0	1	2	3	4	1	1	0	1	14	-2	
24	O'CONNOR, CAMERON	G	0	0-1	0-1	0-0	0	0	0	0	0	0	0	0	2	-1	
44	WILLIAMS, C.J.	G	3	0-1	0-1	3-4	2	1	3	0	1	0	0	0	2	-1	
TEAM							3	1	4	0	0						
TOTALS			73	26-74	9-32	12-16	17	21	38	22	17	12	0	5	199		

Shooting By Period	FG	FG%	3FG	3FG%	FT	FT%	Deadball Rebounds: 2.0
1st Half	12-35	34%	4-15	27%	1-1	100%	Last FG: 2nd-00:06
2nd Half	14-39	36%	5-17	29%	11-15	73%	Biggest Run: 7-0
Game	26-74	35.1%	9-32	28.1%	12-16	75.0%	Largest lead: By 0 at -

No.	Player	S	Pts	FG	3FG	FT	OR	DR	TR	PF	A	TO	Bk	Stl	Min	+	-
00	REBRACA, FILIP	F	2	1-3	0-0	0-0	0	5	5	1	1	1	0	0	16	29	
02	TOUSSAINT, JOE	G	9	3-3	1-1	2-2	0	0	0	2	4	0	0	4	16	29	
03	BOHANNON, JORDAN	G	18	6-8	6-8	0-0	0	0	0	1	1	0	0	1	17	37	
15	MURRAY, KEEGAN	F	24	8-10	3-4	5-5	2	5	7	3	1	0	5	0	17	38	
22	MCCAFFERY, PATRICK	F	11	3-6	0-3	5-6	0	4	4	0	4	2	0	0	22	29	
04	ULIS, AHRON	G	6	3-4	0-0	0-0	2	2	4	3	5	1	0	0	20	1	
11	PERKINS, TONY	G	6	1-7	0-2	4-4	1	4	5	3	2	2	1	0	19	8	
13	ASH, AUSTIN	G	3	0-3	0-3	3-4	0	0	0	2	2	1	0	0	13	-8	
20	SANDFORT, PAYTON	G	3	3-10	2-7	0-0	1	1	2	1	2	0	0	0	16	3	
24	MURRAY, KRIS	F	16	7-9	2-4	0-1	2	5	7	2	1	1	2	1	17	0	
25	LAKETA, LUC	G	0	0-0	0-0	0-0	0	0	0	0	0	0	0	0	2	1	
30	MCCAFFERY, CONNOR	G	3	1-1	1-1	0-0	1	6	7	0	0	0	0	0	14	3	
44	MULVEY, RILEY	C	0	0-1	0-0	0-0	0	1	1	2	1	0	0	0	10	-5	
TEAM							0	1	0	0							
TOTALS			106	36-65	15-33	19-22	10	33	43	20	24	8	8	6	199		

Shooting By Period	FG	FG%	3FG	3FG%	FT	FT%	Deadball Rebounds: 1.0
1st Half	19-33	58%	8-16	50%	10-11	91%	Last FG: 2nd-01:30
2nd Half	17-32	53%	7-17	41%	9-11	82%	Biggest Run: 14-0
Game	36-65	55.4%	15-33	45.5%	19-22	86.4%	Largest lead: By 39 at 2nd-16:04

Game Notes:	Score	1st	2nd	TOT	Points	LWD	U-I
Officials: Paul Szecel, Tim Stewart, Kevin Raheer	LWD	29	44	73	In the Paint	26	36
Attendance: 929	U-I	56	50	106	Off Turns	14	17
Start Time: 10:00 PM ET	LWD led for 0:00. U-I led for 39:35.		Game was tied for 0:18.		2nd Chance	18	17
End Time: 12:01 AM ET	Times tied: 0		Lead Changes: 0		Fast Break	2	22
Game Duration: 1:55	Per Poss		0.961		Bench	35	42
			32/76		Per Poss	1.493	45/71

Game 3 - Iowa 86, N.C. Central 69

Official Box Score
N.C. Central vs Iowa
 Game Totals - Final Statistics
 November 16, 2021 at Carver-Hawkeye Arena - Iowa City



No.	Player	S	Pts	FG	3FG	FT	OR	DR	TR	PF	A	TO	Bk	Stl	Min	+	-
00	CALDWELL, ALEX	G	3	1-3	1-2	0-0	0	1	1	4	0	2	0	0	9	-10	
02	MONROE, KRIS	F	10	4-9	1-2	1-2	3	1	4	3	0	4	1	0	35	-11	
11	MULTSBY, MAROUE	G	12	5-11	2-3	0-0	0	8	8	4	3	0	0	1	31	-2	
23	BUTLER, CAMERON	C	4	2-2	0-0	0-1	0	1	1	5	0	1	0	0	14	-12	
44	MILLER, RANDY	G	5	1-14	1-4	0-0	0	3	3	3	1	2	1	1	32	-19	
01	HARRIS, JADARIUS	G	0	0-1	0-1	0-0	0	0	0	2	0	0	0	0	4	4	
03	PRICE, ASANTI	F	2	1-3	0-1	0-0	1	0	1	2	0	0	0	0	10	-15	
04	KING, DONTAVIUS	F	4	2-3	0-0	0-0	0	2	2	5	1	0	1	1	17	4	
05	WRIGHT, JUSTIN	G	2	0-0	0-0	2-2	0	0	0	0	0	0	0	0	2	1	
21	BOONE, ERIC	G	9	2-9	0-2	5-6	1	4	5	0	5	1	0	1	32	-10	
24	FENNEL, NICOLAS	G	8	4-4	0-0	0-1	2	3	5	2	1	5	0	1	15	-15	
TEAM							1	0	1	0							
TOTALS			69	28-59	5-15	8-12	8	23	31	30	11	3	5	200			

Shooting By Period	FG	FG%	3FG	3FG%	FT	FT%	Deadball Rebounds: 1.0
1st Half	18-31	58%	3-7	43%	5-7	71%	Last FG: 2nd-05:15
2nd Half	10-28	36%	2-8	25%	3-5	60%	Biggest Run: 7-0
Game	28-59	47.5%	5-15	33.3%	8-12	66.7%	Largest lead: By 2 at 1st-19:39

No.	Player	S	Pts	FG	3FG	FT	OR	DR	TR	PF	A	TO	Bk	Stl	Min	+	-
00	REBRACA, FILIP	F	8	2-2	0-0	4-7	4	2	6	4	0	1	0	0	24	12	
02	TOUSSAINT, JOE	G	2	1-5	0-1	0-0	1	1	2	1	2	0	0	0	18	-8	
03	BOHANNON, JORDAN	G	7	1-10	1-9	4-4	0	2	2	0	1	0	0	0	25	-1	
15	MURRAY, KEEGAN	F	27	9-19	4-4	9-10	9	12	21	2	2	2	4	0	37	17	
22	MCCAFFERY, PATRICK	F	15	4-11	1-4	6-6	1	0	1	0	1	2	0	0	23	5	
04	ULIS, AHRON	G	12	2-5	1-1	7-8	0	3	3	1	4	2	0	1	22	25	
11	PERKINS, TONY	G	13	4-7	2-3	3-4	1	1	2	1	1	0	0	3	20	27	
13	ASH, AUSTIN	G	0	0-0	0-0	0-0	0	0	0	0	0	0	0	0	1	-1	
20	SANDFORT, PAYTON	G	0	0-1	0-1	0-0	0	1	1	0	0	0	0	0	9	-3	
23	OGUNDELE, JOSH	C	0	0-0	0-0	0-0	0	1	1	2	0	0	0	0	1	0	
30	MCCAFFERY, CONNOR	G	2	0-1	0-1	2-2	0	1	1	3	3	1	0	1	21	12	
TEAM							2	2	4	0							
TOTALS			86	23-61	5-23	35-41	18	26	44	14	15	8	4	5	200		

Shooting By Period	FG	FG%	3FG	3FG%	FT	FT%	Deadball Rebounds: 3.0
1st Half	14-34	41%	4-15	27%	17-18	94%	Last FG: 2nd-02:36
2nd Half	9-27	33%	1-8	13%	18-23	78%	Biggest Run: 15-0
Game	23-61	37.7%	5-23	21.7%	35-41	85.4%	Largest lead: By 19 at 2nd-01:44

Game Notes:	Score	1st	2nd	TOT	Points	NCC	U-I
Officials: Bill Elk, Steve Munkins, Brian McNutt	NCC	44	25	69	In the Paint	44	34
Attendance: 9132	U-I	49	37	86	Off Turns	6	16
Start Time: 09:05 PM ET	NCC led for 1:25. U-I led for 37:34.		Game was tied for 0:01.		2nd Chance	10	15
End Time: 11:03 PM ET	Times tied: 7		Lead Changes: 11		Fast Break	10	12
Game Duration: 1:58	Per Poss		1.000		Bench	25	27
			32/69		Per Poss	1.265	39/68

Game 2 - Iowa 89, Kansas City 57

Official Box Score
Kansas City vs Iowa
 Game Totals - Final Statistics
 November 12, 2021 at Carver-Hawkeye Arena - Iowa City

</

Game 5 - Iowa 109, Western Michigan 61

Official Box Score
Western Mich. vs Iowa
Game Totals -- Final Statistics
November 22, 2021 at Carver-Hawkeye Arena - Iowa City



Western Mich. 61

No.	Player	S	Pts	FG	3FG	FT	OR	DR	TR	PF	A	TO	Bk	Stl	Min	+/-
00	HASTINGS, MARKEESE	F	0	0-5	0-1	0-0	2	4	6	2	2	1	0	0	15	-15
02	MARTIN, ADRIAN	G	0	0-3	0-2	0-0	0	1	1	1	1	0	0	0	15	-14
11	NORMAN JR., LAMAR	G	19	7-16	5-12	0-0	0	1	1	1	2	6	0	0	31	-45
22	WRIGHT, TITUS	C	7	3-5	0-1	1-1	1	6	7	1	0	1	1	1	27	-37
32	SMITH, MACK	G	12	4-5	0-0	4-4	1	5	6	2	5	4	1	0	24	-22
01	MC MILLAN, MILEEK	F	3	1-3	1-2	0-0	0	1	1	4	0	1	0	1	14	-11
12	FREEMAN, JOSIAH	G	4	2-5	0-3	0-0	0	1	1	0	0	2	0	1	20	-32
14	KIMBLE, CAMERON	G	2	1-4	0-2	0-0	0	0	0	2	1	2	0	2	11	-4
20	LOBSINGER, OWEN	F	2	1-4	0-1	0-0	2	3	5	3	1	2	0	0	16	-25
21	ETCHISON, GUS	G	4	2-10	0-2	0-0	0	3	3	0	2	1	0	1	18	-27
34	KOLP, DANNY	F	8	3-3	0-0	2-2	2	0	2	1	0	0	0	0	9	-8
	TEAM						5	0	5	0	4					
TOTALS			61	24-63	6-26	7-7	13	25	38	17	14	24	2	6	199	

Shooting By Period	FG	FG%	3FG	3FG%	FT	FT%	Deadball Rebounds: 0.0
1st Half	8-27	30%	2-14	14%	2-2	100%	Last FG: 2nd-00:18
2nd Half	16-36	44%	4-12	33%	5-5	100%	Biggest Run: 6-0
Game	24-63	38.1%	6-26	23.1%	7-7	100.0%	Largest lead: By 2 at 1st-19:16

Iowa 109

No.	Player	S	Pts	FG	3FG	FT	OR	DR	TR	PF	A	TO	Bk	Stl	Min	+/-
00	REBRACA, FILIP	F	6	2-5	0-1	2-2	2	3	5	1	0	1	0	1	18	19
02	TOUSSAINT, JOE	G	6	3-6	0-0	0-0	0	1	1	2	4	1	0	3	17	18
03	BOHANNON, JORDAN	G	5	2-7	1-5	0-0	0	0	0	1	3	1	0	3	19	20
15	MURRAY, KEEGAN	F	29	10-14	2-4	7-9	3	3	6	0	0	0	3	2	21	31
30	MCCAFFERY, CONNOR	G	0	0-3	0-3	0-0	0	2	2	1	2	0	0	0	22	32
04	ULIS, AHRON	G	2	1-4	0-0	0-0	0	2	2	0	8	2	0	1	19	23
11	PERKINS, TONY	G	15	5-6	1-1	4-4	0	0	0	2	1	0	0	2	17	31
13	ASH, AUSTIN	G	4	2-5	0-1	0-0	0	1	0	1	2	1	0	1	8	6
20	SANDFORT, PAYTON	G	19	6-10	5-7	2-2	1	2	3	0	0	0	0	1	16	28
24	MURRAY, KRIS	F	12	3-6	2-3	4-4	1	7	8	1	0	0	1	2	23	30
25	LAKETA, LUC	G	3	1-1	1-1	0-0	0	0	0	0	0	0	1	6	1	
44	MULVEY, RILEY	C	8	3-5	0-0	2-2	2	2	4	1	0	1	0	0	13	11
	TEAM						1	4	5	0	0					
TOTALS			109	38-72	12-26	21-23	11	26	37	9	20	7	6	15	199	

Shooting By Period	FG	FG%	3FG	3FG%	FT	FT%	Deadball Rebounds: 0.0
1st Half	16-31	52%	7-12	58%	10-11	91%	Last FG: 2nd-01:20
2nd Half	22-41	54%	5-14	36%	11-12	92%	Biggest Run: 13-0
Game	38-72	52.8%	12-26	46.2%	21-23	91.3%	Largest lead: By 54 at 2nd-02:10

Score	1st	2nd	TOT	Points	WMU	IUJ
WMU	20	41	61	In the Paint	30	50
IUJ	49	60	109	Off Turns	6	36
				2nd Chance	10	14
				Fast Break	12	31
				Bench	23	63
				Per Poss	0.772	1.434
					27/79	47/76

Game Notes: Officials: Rob Riley, Brooks Wells, Ed Phillips
Attendance: 10044
Start Time: 08:33 PM ET
End Time: 10:17 PM ET
Game Duration: 1:44
WMU led for 0:56. IUJ led for 37:17.
Game was tied for 1:31.
Times tied: 1 Lead Changes: 1

Game 6 - Iowa 85, Portland State 51

Official Box Score
Portland St. vs Iowa
Game Totals -- Final Statistics
November 26, 2021 at Carver-Hawkeye Arena - Iowa City



Portland St. 51

No.	Player	S	Pts	FG	3FG	FT	OR	DR	TR	PF	A	TO	Bk	Stl	Min	+/-
01	JEAN-MARIE, JAMES	F	7	3-10	0-0	1-2	11	4	15	3	1	5	1	0	33	-27
05	CARTER III, MICHAEL	G	8	3-7	2-5	0-0	1	1	2	1	4	3	1	1	30	-20
22	RUFFIN, MARLON	G	18	7-14	1-6	3-4	0	4	4	2	1	2	0	2	31	-25
23	THOMAS, KHALID	F	11	5-13	0-5	1-1	1	8	9	3	1	2	0	1	27	-16
55	STARKE, MIKAL	G	0	0-5	0-3	0-0	0	1	1	2	0	0	0	2	22	-21
02	BURKE, IAN	G	2	1-2	0-0	0-0	1	0	1	0	0	0	0	0	11	-12
03	BUKLEY, EZEKIEL	G	3	1-5	0-3	0-0	0	3	3	0	2	5	0	0	17	-12
04	DAWSON, PARIS	G	2	0-3	0-2	2-2	0	1	1	1	0	0	0	0	9	-10
10	CURTISS, HAYDEN	F	0	0-0	0-0	0-0	0	1	1	0	0	0	0	0	3	-7
12	WOOD, TROY	F	0	0-3	0-2	0-0	1	0	1	0	0	1	0	0	2	-5
15	NELSON, GIO	G	0	0-1	0-1	0-0	0	0	0	2	0	0	0	0	2	-5
32	EYMAN, JACOB	C	0	0-1	0-0	0-0	0	0	0	3	0	1	0	2	14	-10
	TEAM						1	0	1	0	0					
TOTALS			51	20-65	4-27	7-9	16	23	39	17	10	23	2	8	199	

Shooting By Period	FG	FG%	3FG	3FG%	FT	FT%	Deadball Rebounds: 1.0
1st Half	8-28	29%	2-13	15%	2-2	100%	Last FG: 2nd-02:22
2nd Half	12-37	32%	2-14	14%	5-7	71%	Biggest Run: 7-0
Game	20-65	30.8%	4-27	14.8%	7-9	77.8%	Largest lead: By 0 at 2nd-00:04

Iowa 85

No.	Player	S	Pts	FG	3FG	FT	OR	DR	TR	PF	A	TO	Bk	Stl	Min	+/-
00	REBRACA, FILIP	F	5	2-5	0-0	1-2	2	7	9	1	0	3	2	1	17	11
02	TOUSSAINT, JOE	G	2	1-4	0-0	0-0	0	0	0	2	3	0	0	1	13	8
03	BOHANNON, JORDAN	G	5	1-4	0-3	3-3	0	0	0	0	1	0	0	1	25	18
15	MURRAY, KEEGAN	F	23	10-16	1-5	2-2	3	6	9	1	0	0	1	2	27	17
22	MCCAFFERY, PATRICK	F	14	5-10	1-3	3-3	0	2	2	0	1	1	0	1	20	16
04	ULIS, AHRON	G	0	0-1	0-0	0-0	0	2	2	1	0	2	0	0	12	15
11	PERKINS, TONY	G	10	4-6	0-0	2-2	1	1	2	2	0	2	0	0	13	12
13	ASH, AUSTIN	G	8	3-3	2-2	0-0	1	1	2	0	0	0	0	0	5	6
20	SANDFORT, PAYTON	G	4	1-5	0-4	2-2	1	1	2	1	2	1	2	0	20	18
23	OGUNDELE, JOSH	C	1	0-1	0-0	1-3	1	1	2	0	0	0	0	2	4	4
24	MURRAY, KRIS	F	13	5-9	2-2	1-2	3	6	1	2	1	2	0	1	20	18
25	LAKETA, LUC	G	0	0-1	0-0	0-0	1	0	1	0	0	0	0	0	2	5
30	MCCAFFERY, CONNOR	G	0	0-1	0-0	0-0	0	3	3	2	7	0	0	2	19	17
44	MULVEY, RILEY	C	0	0-0	0-0	0-0	0	0	0	0	0	0	0	0	2	5
	TEAM						0	3	3	0	0					
TOTALS			85	32-66	6-19	15-19	13	30	43	12	15	13	4	11	199	

Shooting By Period	FG	FG%	3FG	3FG%	FT	FT%	Deadball Rebounds: 2.0
1st Half	12-33	36%	2-9	22%	5-6	83%	Last FG: 2nd-01:26
2nd Half	20-33	61%	4-10	40%	10-13	77%	Biggest Run: 10-0
Game	32-66	48.5%	6-19	31.6%	15-19	78.9%	Largest lead: By 34 at 2nd-00:34

Score	1st	2nd	TOT	Points	PSU	IUJ
PSU	20	31	51	In the Paint	22	46
IUJ	31	54	85	Off Turns	17	23
				2nd Chance	9	17
				Fast Break	6	20
				Bench	7	36
				Per Poss	0.689	1.197
					23/74	39/71

Game Notes: Officials: Donnie Eppley, John Floyd, King Whetstone
Attendance: 11756
Start Time: 07:01 PM ET
End Time: 08:46 PM ET
Game Duration: 1:45
PSU led for 0:06. IUJ led for 39:02.
Game was tied for 0:41.
Times tied: 0 Lead Changes: 0

Game 7 - Iowa 75, Virginia 74

Official Box Score
Iowa vs Virginia
Game Totals -- Final Statistics
November 29, 2021 at John Paul Jones Arena - Charlottesville

Game 9 - Illinois 87, Iowa 83

Official Box Score
Illinois vs Iowa
Game Totals -- Final Statistics
December 06, 2021 at Carver-Hawkeye Arena - Iowa City, IA



No.	Player	S	Pts	FG	3FG	FT	OR	DR	TR	PF	A	TO	Bk	Stl	Min	+/-
01	FRAZIER, TRENT	G	18	5-9	3-5	5-6	2	6	8	0	2	5	0	2	37	11
11	PLUMMER, ALFONSO	G	21	6-11	4-8	5-5	0	2	2	4	1	2	0	0	33	9
20	WILLIAMS, DAMONTE	G	3	1-2	0-0	1-1	2	2	4	3	6	2	0	1	30	-7
21	COCKBURN, KOFI	C	17	6-12	0-0	5-6	5	13	18	3	0	1	0	0	30	2
33	HAWKINS, COLEMAN	F	7	2-8	0-2	3-4	2	5	7	5	3	0	1	0	24	0
03	GRANDISON, JACOB	F	21	6-14	4-9	5-6	2	1	3	1	2	0	0	0	30	7
04	PAYNE, OMAR	F	0	0-0	0-0	0-0	0	0	0	2	0	1	0	0	1	0
10	GOODE, LUKE	G	0	0-1	0-1	0-0	0	2	2	0	0	0	0	0	6	-5
13	BOSMANS-VERDONK, BENJAMIN	F	0	0-2	0-0	0-0	3	0	3	1	0	0	0	0	9	3
TEAM							3	2	5	0	4					
TOTALS			87	26-59	11-25	24-28	19	33	52	19	16	18	0	4	200	

Shooting By Period	FG	FG%	3FG	3FG%	FT	FT%	Deadball Rebounds: 4.0
1st Half	14-33	42%	8-18	44%	3-4	75%	Last FG: 2nd-01:20
2nd Half	12-26	46%	3-7	43%	21-24	88%	Biggest Run: 10-0
Game	26-59	44.1%	11-25	44.0%	24-28	85.7%	Largest lead: By 15 at 2nd-08:57

No.	Player	S	Pts	FG	3FG	FT	OR	DR	TR	PF	A	TO	Bk	Stl	Min	+/-
00	REBRACA, FILIP	F	3	1-4	0-1	1-2	2	6	8	4	2	1	0	0	21	-1
02	TOUSSAINT, JOE	G	2	1-7	0-2	0-0	2	0	2	1	3	1	0	1	16	-11
03	BOHANNON, JORDAN	G	4	2-5	0-1	0-0	0	0	0	2	1	1	0	0	17	-15
15	MURRAY, KEEGAN	F	19	7-15	1-4	4-7	1	1	2	1	0	1	2	3	30	-11
22	MCCAFFERY, PATRICK	F	12	5-11	2-2	0-1	1	1	2	1	0	0	0	0	24	-10
04	ULIS, AHRON	G	11	3-6	1-2	4-4	0	0	0	4	7	0	0	3	24	9
11	PERKINS, TONY	G	16	6-8	2-3	2-3	0	0	0	3	0	0	0	1	24	11
20	SANDFORT, PAYTON	G	5	2-3	1-2	0-0	1	0	1	0	0	0	1	0	10	7
23	OGUNDELE, JOSH	C	0	0-0	0-0	0-0	0	0	0	0	0	0	0	2	-8	
24	MURRAY, KRIS	F	8	3-8	0-3	2-2	2	3	5	2	2	0	0	0	17	5
30	MCCAFFERY, CONNOR	G	3	1-2	1-2	0-0	0	0	0	3	1	0	0	1	15	4
TEAM							0	3	3	0	0					
TOTALS			83	31-69	8-22	13-19	9	14	23	21	16	4	5	9	200	

Shooting By Period	FG	FG%	3FG	3FG%	FT	FT%	Deadball Rebounds: 2.0
1st Half	15-32	47%	4-12	33%	2-3	67%	Last FG: 2nd-00:01
2nd Half	16-37	43%	4-10	40%	11-16	69%	Biggest Run: 14-0
Game	31-69	44.9%	8-22	36.4%	13-19	68.4%	Largest lead: By 9 at 1st-05:58

Game Notes:	Score	1st	2nd	TOT	Points	ILL	IU
Officials: B.J. Carstensen, Lewis Garrison, Eric Curry					In the Paint	26	42
Start Time: 07:01 PM ET					Off Turns	8	26
Conference Game:					2nd Chance	24	11
					Fast Break	2	17
					Bench	21	43
					Per Poss	1.243	1.203
						37/70	38/69

Game 10 - #17 Iowa State 73, Iowa 53

Official Box Score
Iowa vs #17 Iowa State
Game Totals -- Final Statistics
December 09, 2021 at James H. Hilton Coliseum - Ames, Iowa

No.	Player	S	Pts	FG	3FG	FT	OR	DR	TR	PF	A	TO	Bk	Stl	Min	+/-
00	REBRACA, FILIP	F	7	2-3	0-0	3-4	1	3	4	3	1	2	0	0	21	-13
02	TOUSSAINT, JOE	G	0	0-1	0-0	0-0	0	1	1	1	0	1	0	0	12	-8
03	BOHANNON, JORDAN	G	17	4-12	3-8	6-6	1	1	2	2	0	2	0	0	31	-10
15	MURRAY, KEEGAN	F	9	4-17	1-6	0-0	6	1	7	3	1	1	2	3	37	-15
22	MCCAFFERY, PATRICK	F	7	2-9	1-5	2-2	0	4	4	1	1	1	1	0	26	-7
04	ULIS, AHRON	G	0	0-2	0-0	0-0	0	2	2	1	4	2	0	1	15	0
11	PERKINS, TONY	G	9	3-10	0-3	3-3	1	0	1	3	1	0	0	1	26	-22
20	SANDFORT, PAYTON	G	0	0-3	0-2	0-0	0	0	0	0	0	0	1	0	5	-8
23	OGUNDELE, JOSH	C	0	0-0	0-0	0-0	0	0	0	1	0	0	1	0	2	-2
24	MURRAY, KRIS	F	4	2-6	0-3	0-0	3	3	6	3	1	1	2	2	16	-2
30	MCCAFFERY, CONNOR	G	0	0-0	0-0	0-0	1	0	1	0	1	0	0	0	8	-13
TEAM							2	2	4	0	0					
TOTALS			53	17-63	5-27	14-15	15	17	32	18	10	12	6	7	200	

Shooting By Period	FG	FG%	3FG	3FG%	FT	FT%	Deadball Rebounds: 1.0
1st Half	8-28	29%	3-12	25%	7-7	100%	Last FG: 2nd-00:35
2nd Half	9-35	26%	2-15	13%	7-8	88%	Biggest Run: 7-0
Game	17-63	27.0%	5-27	18.5%	14-15	93.3%	Largest lead: By 4 at 1st-11:52

No.	Player	S	Pts	FG	3FG	FT	OR	DR	TR	PF	A	TO	Bk	Stl	Min	+/-
01	BROCKINGTON, IZAIHAH	G	29	11-14	3-5	4-6	5	5	10	3	2	3	0	2	36	24
04	CONDITT, GEORGE	F	4	2-4	0-0	0-0	2	1	3	4	1	0	0	0	13	8
11	HUNTER, TYRESE	G	11	4-13	1-5	2-2	2	6	8	1	6	3	0	0	33	23
22	KALSCHEUR, GABE	G	8	3-15	0-5	2-2	1	3	4	2	4	2	1	0	34	14
23	ENARUNA, TRISTAN	F	6	2-3	1-1	1-2	1	5	6	2	0	0	2	1	18	13
02	GRILL, CALEB	G	0	0-1	0-1	0-0	1	0	1	2	5	1	0	0	12	-6
03	JACKSON, TRE	G	6	2-5	2-4	0-0	0	1	1	0	0	2	0	1	22	14
05	KUNC, ALJAZ	F	7	2-5	1-4	2-3	2	4	6	2	0	0	0	1	25	4
12	JONES, ROBERT	F	2	1-2	0-0	0-2	2	2	4	0	0	2	1	0	8	2
TEAM							5	2	7	0	3					
TOTALS			73	27-62	8-25	11-17	21	29	50	16	18	16	4	5	200	

Shooting By Period	FG	FG%	3FG	3FG%	FT	FT%	Deadball Rebounds: 3.2
1st Half	14-32	44%	4-11	36%	6-10	60%	Last FG: 2nd-03:26
2nd Half	13-30	43%	4-14	29%	5-7	71%	Biggest Run: 9-0
Game	27-62	43.5%	8-25	32.0%	11-17	64.7%	Largest lead: By 24 at 2nd-12:22

Game Notes:	Score	1st	2nd	TOT	Points	IOW	ISU
Officials: Keith Kimble, Bert Smith, Brooks Wells					In the Paint	20	32
Attendance: 14287					Off Turns	11	14
Start Time: 09:01 PM ET					2nd Chance	10	19
End Time: 11:12 PM ET					Fast Break	5	9
Game Duration: 2:10					Bench	13	15
					Per Poss	0.883	1.090
						23/66	33/67

Game 11 - Iowa 94, Utah State 75

Official Box Score
Utah State vs Iowa
Game Totals -- Final Statistics
December 19, 2021 at Sanford Pentagon



No.	Player	S	Pts	FG	3FG	FT	OR	DR	TR	PF	A	TO	Bk	Stl	Min	+/-
04	HORWATH, BRANDON	F	18	6-11	3-5	3-6	0	6	6	1	2	3	0	0	30	-16
05	EYTLER-ROCK, RJ	G	4	0-4	0-3	4-4	0	1	1	2	2	2	0	0	25	-20
15	JONES, RYLAN	G	5	2-6	0-0	1-2	0	1	1	4	5	2	0	1	23	-9
22	MILLER, BROCK	G	8	3-5	1-3	1-2	0	3	3	2	1	3	0	0	29	-21
34	BEAN, JUSTIN	F	17	7-9	1-2	2-2	0	2	2	4	4	2	0	2	29	-18
03	ASHWORTH, STEVEN	G	6	2-7	2-6	0-0	0	1	1	3	4	2	0	0	26	-15
11	SHULGA, MAX	G	7	1-2	1-2	4-4	0	2	2	1	0	0	0	1	13	5
12	ZAPALA, SZYMON	C	2	1-1	0-0	0-2	1	2	3	0	0	0	1	0	2	4
21	THELISSEN, NORBERT	F	0	0-1	0-1	0-0	0	0	0	0	0	0	0	0	5	7
24	HAMODEN, ZEE	F	4	2-3	0-1	0-0	0	0	0	0	0	0	0	0	8	1
32	DORIOUS, TREVIN	C	4	1-2												



2021-22 Iowa Men's Basketball Combined Team Statistics All games

Game Records

Record	Overall	Home	Away	Neutral
ALL GAMES	8-3	6-1	1-2	1-0
CONFERENCE	0-2	0-1	0-1	0-0
NON-CONFERENCE	8-1	6-0	1-1	1-0

Score by Periods

Team	1st	2nd	OT	TOT
Iowa	468	490	0	958
Opponents	361	418	0	779

Team Box Score

No.	Player	Total			3-Point			F-Throw		Rebounds				Other Stats								
		GP-GS	MIN	AVG	FG-FGA	FG%	3FG-3FGA	3FG%	FT-FTA	FT%	OFF	DEF	TOT	AVG	PF	DQ	A	TO	BLK	STL	PTS	AVG
15	MURRAY, Keegan	10-10	280:03	28.0	87-152	.572	14-44	.318	47-57	.825	31	47	78	7.8	15	0	13	11	21	16	235	23.5
22	MCCAFFERY, Patrick	9-9	210:46	23.4	36-85	.424	7-26	.269	24-30	.800	4	25	29	3.2	5	0	18	7	2	5	103	11.4
24	MURRAY, Kris	10-1	184:49	18.5	42-80	.525	16-32	.500	11-18	.611	22	33	55	5.5	20	0	11	5	8	9	111	11.1
3	BOHANNON, Jordan	11-11	253:51	23.1	37-86	.430	26-63	.413	16-16	1.000	1	9	10	0.9	17	0	13	6	0	7	116	10.5
11	PERKINS, Tony	11-0	198:49	18.1	33-72	.458	7-20	.350	26-28	.929	7	14	21	1.9	21	0	13	9	2	15	99	9.0
20	SANDFORT, Payton	11-0	128:15	11.7	21-58	.362	13-42	.310	9-10	.900	7	8	15	1.4	9	0	9	5	3	2	64	5.8
0	REBRACA, Filip	11-11	227:16	20.7	24-40	.600	1-3	.333	14-26	.538	19	47	66	6.0	26	1	6	10	6	2	63	5.7
2	TOUSSAINT, Joe	11-11	197:29	18.0	24-49	.490	4-9	.444	5-5	1.000	6	10	16	1.5	16	0	39	14	0	14	57	5.2
4	ULIS, Ahron	11-0	192:55	17.5	15-39	.385	3-7	.429	15-18	.833	5	17	22	2.0	18	0	37	12	0	11	48	4.4
13	ASH, Austin	7-0	43:10	6.2	7-20	.350	3-14	.214	6-8	.750	2	1	3	0.4	4	0	6	4	0	0	23	3.3
23	OGUNDELE, Josh	8-0	41:07	5.1	5-8	.625	0-0	.000	2-6	.333	3	10	13	1.6	6	0	0	3	4	2	12	1.5
44	MULVEY, Riley	7-0	44:44	6.4	3-6	.500	0-0	.000	4-4	1.000	2	10	12	1.7	6	0	1	3	1	0	10	1.4
25	LAKETA, Luc	5-0	17:52	3.6	2-4	.500	2-3	.667	0-0	.000	1	0	1	0.2	0	0	0	0	0	1	6	1.2
30	MCCAFFERY, Connor	11-2	178:54	16.3	3-17	.176	2-15	.133	3-4	.750	6	21	27	2.5	15	0	25	3	0	6	11	1.0
Team											13	19	32									
Total		11	2200		339-716	.473	98-278	.353	182-230	.791	129	271	400	36.4	178	1	191	92	47	90	958	87.1
Opponents		11	2200		279-655	.426	86-256	.336	135-184	.734	124	272	396	36.0	209	4	163	175	20	54	779	70.8

Team Statistics

	IOWA	OPP
Scoring	958	779
Points per game	87.1	70.8
Scoring margin	+16.3	-
Field goals-att	339-716	279-655
Field goal pct	.473	.426
3 point fg-att	98-278	86-256
3-point FG pct	.353	.336
3-pt FG made per game	8.9	7.8
Free throws-att	182-230	135-184
Free throw pct	.791	.734
F-Throws made per game	16.5	12.3
Rebounds	400	396
Rebounds per game	36.4	36.0
Rebounding margin	+0.4	-
Assists	191	163
Assists per game	17.4	14.8
Turnovers	92	175
Turnovers per game	8.4	15.9
Turnover margin	+7.5	-
Assist/turnover ratio	2.1	0.9
Steals	90	54
Steals per game	8.2	4.9
Blocks	47	20
Blocks per game	4.3	1.8
Winning streak	1	-
Home win streak	0	-
Attendance	73353	42613
Home games-Avg/Game	7-10479	3-14204
Neutral site-Avg/Game	-	1-3250

Team Results

Date	Opponent		Score	Att.
11/09/2021	Longwood	W	106-73	9259
11/12/2021	Kansas City	W	89-57	11133
11/16/2021	N.C. Central	W	86-69	9132
11/18/2021	Alabama St.	W	108-82	9957
11/22/2021	Western Mich.	W	109-61	10044
11/26/2021	Portland St.	W	85-51	11756
11/29/2021	at Virginia	W	75-74	13542
12/03/2021	at Purdue	L	70-77	14804
12/06/2021	Illinois	L	83-87	12072
12/09/2021	at Iowa St.	L	53-73	14267
12/18/2021	vs Utah St.	W	94-75	3250