



# IOWA HAWKEYES

## 11-3 Overall, 1-2 Big Ten

3 FINAL FOURS | 8 BIG TEN CHAMPIONSHIPS | 2 BIG TEN TOURNAMENT TITLES | 27 NCAA TOURNAMENTS

### IOWA (11-3, 1-2) at #23 WISCONSIN (12-2, 2-1)

Jan. 6, 2022 // Madison, Wisconsin // Kohl Center // 8:07 p.m. CT

#### IOWA HAWKEYES (Previous Game Starters)

Pos.	No.	Name	Ht.	Wt.	Yr.	Hometown	Statistical Summary
G	2	Joe Toussaint	6-0	190	Jr.	Bronx, New York	5.2 ppg, 2.1 rpg, 3.8 apg
G	3	Jordan Bohannon	6-1	175	RS-Sr.	Marion, Iowa	10.7 ppg, 1.0 rpg, 1.4 apg
F	22	Patrick McCaffery	6-9	200	RS-So.	Iowa City, Iowa	11.3 ppg, 3.3 rpg, 1.7 apg
F	15	Keegan Murray	6-8	225	So.	Cedar Rapids, Iowa	24.5 ppg, 8.2 rpg, 2.0 bpg
F	0	Filip Rebraca	6-9	230	Sr.	Sombor, Serbia	6.1 ppg, 6.2 rpg, 0.6 apg

Head Coach: Fran McCaffery (Penn, 1979); 12th Season at Iowa (227-155); 24th Season Overall (478-332)

### GAME #15 STORYLINES

- Thursday will feature two of the Big Ten's most improved players in Keegan Murray (Iowa) and Johnny Davis (Wisconsin). Murray totaled 35 points and eight rebounds, while Davis posted 37 points and 14 rebounds in wins Monday for their respective teams. Murray (24.5) and Davis (22.3) rank first and second in the NCAA, respectively, in scoring.
- Iowa ranks No. 25 in the NCAA NET, while Wisconsin is ranked No. 28.
- Thursday will be Iowa's third game of the season against a ranked opponent, with all three contests coming on the road (#2 Purdue; #17 Iowa State; #23 Wisconsin).
- Thirteen of the last 20 meetings between Iowa and Wisconsin, dating back to 2011, have been decided by seven points or less, including two of three games last season.
- Iowa has limited its turnovers in each of the first 14 games. The Hawkeyes are second in the country in assist-to-turnover ratio (2.0); third in fewest turnovers per game (8.7); and ninth in turnover margin (6.1).
- Keegan Murray is tops in the country in points per game (24.5); 27th in field goal percentage (.592); 42nd in blocks per contest (2.0); and 48th in free throws made (54).
- Jordan Bohannon is Iowa's career leader in assists (659), free throw percentage (.891), games played (157), and 3-pointers (396). Bohannon will become the NCAA all-time leader in games played on Thursday, surpassing Ohio State's David Lighty (2007-11).
- Iowa is the only Division I program with two sets of brothers on the 2021-22 roster, with one being identical twins. Connor and Patrick McCaffery are two years apart, while Keegan and Kris Murray are identical twins. The Murray twins are one of five twins on Division I rosters this season (Arizona State, San Diego State, SIUE, and Wisconsin).
- The Hawkeyes have had scoring runs of 10-0 or more a combined 14 times in 13 games.
- Kris Murray leads the squad in 3-point accuracy, making 44 percent (16-of-36) of his attempts, while Jordan Bohannon ranks second (.395, 32-of-81).
- Jordan Bohannon (109) and Connor McCaffery (90) rank second and fourth, respectively, in most career wins among active Big Ten players.
- Jordan Bohannon sank his 375th career 3-pointer on Nov. 18, to surpass Ohio State's Jon Diebler (2008-11) to become the Big Ten's all-time 3-point leader.
- Iowa has been making the most of its trips to the foul line. The Hawkeyes are shooting 78.2 percent from the foul line. Iowa is tops in the Big Ten and 12th nationally in free throw accuracy. The Hawkeyes have made (230) more free throws than their opponents have attempted (224). The 230 free throw makes are eighth most in the country.
- Fran McCaffery has coached a first-team All-Big Ten honoree six of the last eight years. He has guided Iowa to 20+ wins seven of the last nine seasons and Big Ten upper division finishes eight of the last nine years. Iowa, Michigan State, and Wisconsin have each recorded a Big Ten-best eight first division finishes since 2013.

### 2021-22 SCHEDULE/RESULTS

Date	Opponent (TV)	Time
Nov. 9	Longwood	W, 106-73
Nov. 12	Kansas City	W, 89-57
Nov. 16	N.C. Central	W, 86-69
Nov. 18	Alabama State	W, 108-82
Nov. 22	Western Michigan	W, 109-61
Nov. 26	Portland State	W, 85-51
Nov. 29	at Virginia %	W, 75-74
Dec. 3	at #2 Purdue	L, 70-77
Dec. 6	Illinois	L, 83-87
Dec. 9	at #17 Iowa State +	L, 53-73
Dec. 18	vs. Utah State ^	W, 94-75
Dec. 21	Southeastern Louisiana	W, 93-62
Dec. 29	Western Illinois	W, 92-71
Jan. 3	Maryland	W, 80-75
Jan. 6	at #23 Wisconsin (FS1)	8:07 p.m.
Jan. 13	Indiana (FS1)	8 p.m.
Jan. 16	at Minnesota (B1G Network)	TBD
Jan. 19	at Rutgers (B1G Network)	7:30 p.m.
Jan. 22	Penn State (B1G Network)	TBD
Jan. 27	Purdue (FS1)	8 p.m.
Jan. 31	at Penn State (B1G Network)	6 p.m.
Feb. 3	at Ohio State (FS1)	7 p.m.
Feb. 6	Minnesota (B1G Network)	3:30 p.m.
Feb. 10	at Maryland (ESPN2)	6 p.m.
Feb. 13	Nebraska (FS1)	2 p.m.
Feb. 17	Michigan (ESPN/2)	6 p.m.
Feb. 22	Michigan State (ESPN/2)	6 p.m.
Feb. 25	at Nebraska (FS1)	8 p.m.
Feb. 28	Northwestern (B1G Network)	8 p.m.
March 3	at Michigan (FS1)	8 p.m.
March 6	at Illinois (FS1)	6:30 p.m.
March 9-13	at Big Ten Tournament *	

all times listed are central

- ^ -- played at Sioux Falls, South Dakota
- % -- Big Ten/ACC Men's Basketball Challenge
- + -- Iowa Corn Cy-Hawk Series
- \* -- Big Ten Tournament - Indianapolis

### PRONUNCIATION GUIDE

Luc Laketa	LUKE Luh-KET-uh
Josh Ogundele	Oh-GOON-duh-lay
Filip Rebraca	Reh-BRAH-chuh
Kirk Speraw	SPEAR-awe
Joe Toussaint	two-SAHNT
Ahron Ulis	YOU-liss

### MULTIMEDIA GAME INFORMATION

#### TELEVISION

- FS1

#### MOBILE APPS/ONLINE

- FOX SPORTS APP
- Kevin Kugler (PxP)
- Stephen Bardo (analyst)

#### RADIO

- Hawkeye Radio Network
- Gary Dolphin (PxP)
- Bob Hansen (analyst)

#### LIVE STATISTICS

- StatBroadcast
- hawkeyesports.com



## INSIDE THE NUMBERS

	IOWA	WISC
Scoring Average	87.4	70.6
Scoring Defense	70.5	63.6
Scoring Margin	+16.9	+7.0
FG%	.479	.406
FG% Defense	.423	.418
FT%	.782	.766
3-PT FG%	.355	.295
3-PT FG% Defense	.324	.337
Rebound Margin	+2.0	-0.2
Assists Per Game	17.4	10.5
Turnovers Per Game	8.7	8.2
Steals Per Game	7.7	5.5
Blocks Per Game	4.4	3.8

## MISCELLANEOUS STATS

### Double-Figure Scoring Games...

Player	16-18	18-19	19-20	20-21	21-22	Career
Jordan Bohannon	39	20	4	15	8	86
Keegan Murray	---	---	---	8	12	20
Patrick McCaffery	---	---	---	6	9	15
Joe Toussaint	---	---	8	2	2	12
Connor McCaffery	---	3	6	2	---	11
Kris Murray	---	---	---	---	6	6
Tony Perkins	---	---	---	---	5	5
Payton Sandfort	---	---	---	---	4	4
Ahron Ulis	---	---	---	---	2	2
Filip Rebraca	---	---	---	---	1	1

### 20-Point Scoring Games...

Player	16-18	18-19	19-20	20-21	21-22	Career
Jordan Bohannon	13	3	1	4	1	22
Keegan Murray	---	---	---	---	10	10
Payton Sandfort	---	---	---	---	1	1

### Double-Figure Rebounding Games...

Player	16-18	18-19	19-20	20-21	21-22	Career
Filip Rebraca	---	3	14	5	1	23
Keegan Murray	---	---	---	1	3	4
Connor McCaffery	---	---	1	---	---	1

### Double-Doubles...

Player	16-18	18-19	19-20	20-21	21-22	Career
Filip Rebraca	---	1	12	5	---	18
Jordan Bohannon	6	---	---	1	---	7
Keegan Murray	---	---	---	---	3	3
Joe Toussaint	---	---	---	---	1	1

### 4+ Three-Pointer Games...

Player	16-18	18-19	19-20	20-21	21-22	Career
Jordan Bohannon	22	7	2	7	4	42
Payton Sandfort	---	---	---	---	2	2
Connor McCaffery	---	---	---	1	---	1
Keegan Murray	---	---	---	---	1	1

### 5+ Assists Games...

Player	16-18	18-19	19-20	20-21	21-22	Career
Jordan Bohannon	42	11	1	15	---	69
Connor McCaffery	---	9	8	10	1	28
Joe Toussaint	---	---	4	3	4	11
Ahron Ulis	---	---	---	---	4	4

### 3+ Steals Games...

Player	16-18	18-19	19-20	20-21	21-22	Career
Joe Toussaint	---	---	1	3	4	8
Connor McCaffery	---	1	5	1	---	7
Keegan Murray	---	---	---	2	4	6
Jordan Bohannon	3	1	---	---	1	5
Tony Perkins	---	---	---	---	2	2
Ahron Ulis	---	---	---	---	1	1

### 3+ Blocks Games...

Player	16-18	18-19	19-20	20-21	21-22	Career
Keegan Murray	---	---	---	6	5	11

## UI CAREER BIG COACHING WINS

1.	125	Tom Davis	1986-99
2.	104	Fran McCaffery	2010-

## UI CAREER COACHING WINS

1.	269	Tom Davis	1986-99
2.	227	Fran McCaffery	2010-

## UI ATHLETIC COMMUNICATIONS

S300 Carver-Hawkeye Arena, Iowa City, IA 52242  
[hawkeyesports.com](http://hawkeyesports.com) • [hawkeyebasketball.com](http://hawkeyebasketball.com)

### MBB CONTACT: MATTHEW WEITZEL

office: 319-335-6590 • cell: 319-430-8176

email: [matthew-weitzel@hawkeyesports.com](mailto:matthew-weitzel@hawkeyesports.com)

Twitter: @BigWeitz

## MARGIN OF VICTORY/DEFEAT

Points	1	2	3	4	5	6	7	8	9	10+	15+	20+
Wins	1	0	0	0	1	0	0	0	0	0	2	7
Losses	0	0	0	1	0	0	1	0	0	0	0	1

## THE SETTING

Iowa (11-3, 1-2) hits the road for a Thursday contest at border-rival No. 23 Wisconsin (11-2, 2-1). Tipoff is scheduled for 8:07 p.m. (CT) at the Kohl Center in Madison, Wisconsin. Thursday will be the only regular season meeting between the two teams.

Both teams enter Thursday's game on winning streaks; the Hawkeyes have won four straight, while the Badgers have won their last three.

## ON THE AIR

**Radio:** Iowa games are broadcast on the Hawkeye Radio Network. Gary Dolphin handles the play-by-play, along with color commentator Bob Hansen. The network includes more than 40 stations that blanket the state of Iowa and include portions of Illinois, Nebraska, Minnesota, Missouri and Wisconsin. The Hawkeye Radio Network coverage includes a 60-minute pregame show.

**TV:** Thursday's contest will be televised on FS1. Kevin Kugler and Stephen Bardo will call the action.

## HAWKEYES BEAT MARYLAND, 80-75

Iowa earned its first Big Ten victory of the young season defending its home court Monday night against Maryland, 80-75, in Iowa City.

- The nation's leading scorer and reigning Big Ten Player of the Week, Keegan Murray, led all scorers with 35 points, tying a personal best. Murray has tallied 20+ points 10 times and 25+ points an NCAA-best seven times this season. The native of Cedar Rapids, Iowa, also sank a personal-best five 3-point field goals.
- Junior point guard Joe Toussaint registered game bests in assists (9) and steals (3), and tallied nine points.
- Senior Filip Rebraca netted a season-high 13 points, to go along with eight rebounds.
- All five Maryland starters reached double figures, led by Eric Ayala's 19 points.
- Iowa has won three of the last four meetings against the Terrapins.
- Iowa has won 23 of its last 26 home games, dating back to the start of last season.

## ALL-TIME SERIES RECORDS

Thursday will be the 171st meeting between Iowa and Wisconsin. After a three-game sweep last season, Iowa leads the all-time series, 86-84.

Last season's three-game sweep was Iowa's first regular season sweep over the Badgers since 2011-12.

Wisconsin holds a 53-30 advantage in games played in Madison. The Badgers have won 13 of the last 16 games contested in Madison. Iowa is 5-13 at the Kohl Center, winning there in 2011 (72-65), 2000 (61-55), 1998 (79-76), 2017 (59-57), and 2021 (77-62).

## 2021-22 IOWA HAWKEYES ROSTER

No.	Name	Pos.	Ht.	Wt.	Yr.	Hometown (Last School)
0	Filip Rebraca	F	6-9	230	Sr.	Sombor, Serbia (University of North Dakota)
2	Joe Toussaint	G	6-0	190	Jr.	Bronx, N.Y. (Cardinal Hayes)
3	Jordan Bohannon	G	6-1	175	Sr. <sup>^</sup>	Marion, Iowa (Linn-Mar)
4	Ahron Ulis	G	6-3	195	So.	Chicago, Ill. (Marion Catholic)
11	Tony Perkins	G	6-4	205	So.	Indianapolis, Ind. (Lawrence North)
13	Austin Ash	G	6-3	180	Sr. <sup>^</sup>	Cedar Rapids, Iowa (Mount Vernon)
14	Carter Kingsbury	G	6-4	225	Fr.	Ponca, Neb. (Brewster Academy)
15	Keegan Murray	F	6-8	225	So.	Cedar Rapids, Iowa (Prairie/DME Academy)
20	Payton Sandfort	F	6-7	215	Fr.	Waukee, Iowa (Waukee)
22	Patrick McCaffery	F	6-9	200	So. <sup>^</sup>	Iowa City, Iowa (West)
23	Josh Ogundele	C	6-11	265	So.	London, England (Worcester Academy)
24	Kris Murray	F	6-8	225	So.	Cedar Rapids, Iowa (Prairie/DME Academy)
25	Luc Laketa	G	6-5	180	Fr.	Concord, Mich. (Winchendon School)
30	Connor McCaffery	G/F	6-5	220	Sr. <sup>^</sup>	Iowa City, Iowa (West)
44	Riley Mulvey	C	6-11	245	Fr.	Rotterdam, N.Y. (St. Thomas More)

Head Coach: Fran McCaffery

Assistant Coaches: Kirk Speraw, Sherman Dillard, Billy Taylor



## HEAD COACH FRAN McCAFFERY

Fran McCaffery, who recently signed a contract extension through the 2028 season, is in his 12th season as the head basketball coach at the University of Iowa and his 26th year overall as a college head coach. McCaffery has reached the 20-win plateau 10 of the last 14 seasons.

McCaffery spent five seasons (2005-10) as the head coach at Siena, six years at UNC-Greensboro (1999-2005) and three seasons at Lehigh (1985-88) before joining the Hawkeyes.

McCaffery has nearly four decades of Division I coaching experience. He is in his 40th season as a collegiate coach, which includes 26 years as a head coach and 14 as an assistant. McCaffery is one of 14 coaches to lead at least four different Division I teams to the NCAA Tournament.

McCaffery, 61, holds a career mark of 478-332 (.590) and guided his teams to 14 postseason appearances (10 NCAA & four NIT). Iowa likely would have competed in another NCAA Tournament in 2020, if not for the NCAA canceling the postseason due to COVID-19. He is 227-155 (.594) at Iowa; the second winningest coach in program history. McCaffery led Iowa to wins in four of the last six NCAA Tournaments (2015, 2016, 2019, and 2021).

Since taking over the Iowa program in 2010, Iowa has earned eight postseason tournament berths (5 NCAA, 3 NIT). McCaffery coached Iowa to 25 victories in 2013, equaling the second-most win total in program history. McCaffery has guided five players to first team All-Big Ten status six of the last eight years, including the 2020 & 2021 National and Big Ten Player of the Year, Luka Garza.

McCaffery has posted upper division finishes in eight of the last nine seasons at Iowa and 20 of 25 seasons as a head coach. He has posted 20 wins or more 10 of the last 14 seasons, including seven of the last nine years at Iowa (2013, 2014, 2015, 2016, 2019, 2020, and 2021). Iowa's 205 victories between 2013-21 are the most over a 10-year span at Iowa since 1987-96 (207).

McCaffery and the Hawkeyes boast a 138-37 (.789) home record the last 10 seasons, which includes a school-record 18 wins in 2014 and 13 consecutive victories in 2019-20. Iowa has won 14 games in Carver-Hawkeye Arena each of the last three seasons (2019, 2020, 2021).

McCaffery's five years at Siena were the best in its 70-year history. He led the Saints on an incredible run that ended with three straight Metro Atlantic Athletic Conference championships and NCAA Tournament appearances.

McCaffery's Saints owned a 112-51 (.687) record in his five years with the program. He guided the Saints to four consecutive 20-win seasons. McCaffery's achievements earned the head coach Siena Hall of Fame recognition in 2017.

The 2009 MAAC Coach of the Year and 2010 District I Coach of the Year is the third winningest coach, by percentage, in league history (.687). He is the only coach to guide a MAAC program to two NCAA Tournament wins. McCaffery led his 2008 and 2009 teams to first round NCAA Tournament victories over Vanderbilt and Ohio State, respectively.

In his final two seasons at Siena, he coached the Saints to back-to-back 27-win campaigns and boasted a combined 39-3 (.929) record against MAAC opponents, which included MAAC Tournament contests.

McCaffery began his coaching career as an assistant at Penn (1982-83) and Lehigh (1983-85). After three seasons as head coach at Lehigh, he spent 11 seasons as an assistant at Notre Dame (1988-99).

McCaffery played basketball at Wake Forest his freshman year (1977-78) and concluded his playing career at Penn his final three seasons (1979-82).

He earned his B.S. degree in Economics from The Wharton School (Penn) in 1982. McCaffery also earned a Master of Education from Lehigh in 1985.



### COACHING HONORS

NABC District I Coach of the Year, 2009-10  
MAAC Coach of the Year, 2008-09

### HEAD COACHING EXPERIENCE

Lehigh (1985-88): .....49-39 (.557); 8-6 (.571) League  
UNC-Greensboro (1999-05).....90-87 (.508); 49-47 (.510) League  
Siena (2005-10) .....112-51 (.687); 68-22 (.756) League  
Iowa (2010-present): .....227-155 (.594); 104-104 (.500) League

## THE McCAFFERY FILE

**Born:** May 23, 1959  
**Hometown:** Philadelphia, Pennsylvania  
**High School:** LaSalle, 1977  
**College:** B.S. in Economics, The Wharton School (Penn), 1982  
Master of Education, Lehigh, 1985  
**Family:** Wife, Margaret  
Sons, Connor, Patrick and Jonathan Francis  
Daughter, Marit Katherine  
Brother, Jack (sportswriter in Philadelphia area)

### Coaching Honors

MAAC Coach of the Year, 2009  
NABC District I Coach of the Year, 2009-10

### Coaching History (39 years)

1983 Assistant Coach, Penn  
1984-85 Assistant Coach, Lehigh  
1985-88 Head Coach, Lehigh  
1988-99 Assistant Coach, Notre Dame  
1999-05 Head Coach, UNC-Greensboro  
2005-10 Head Coach, Siena  
2010-present Head Coach, University of Iowa

### Coaching Chart

Overall (25 seasons): 478-332 (.590)  
At Iowa (12 seasons): 227-155 (.594)  
At Siena (five seasons): 112-51 (.688)  
At UNCG (six seasons): 90-87 (.508)  
At Lehigh (three seasons): 49-40 (.551)  
NCAA Tournament (10 appearances\*): 6-9  
NIT (four appearances): 6-4

*\*McCaffery is the first coach to bring three different programs from one-bid leagues to the NCAA Tournament (conferences that sent just one team the year his program advanced).*

### McCaffery in Postseason Play

1988 NCAA Tournament -- Lehigh  
1989 NCAA Tournament -- Notre Dame  
1990 NCAA Tournament -- Notre Dame  
1992 NIT -- Notre Dame  
1997 NIT -- Notre Dame  
2001 NCAA Tournament -- UNC-Greensboro  
2002 NIT -- UNC-Greensboro  
2008 NCAA Tournament -- Siena  
2009 NCAA Tournament -- Siena  
2010 NCAA Tournament -- Siena  
2012 NIT -- Iowa  
2013 NIT -- Iowa  
2014 NCAA Tournament -- Iowa  
2015 NCAA Tournament -- Iowa  
2016 NCAA Tournament -- Iowa  
2017 NIT -- Iowa  
2019 NCAA Tournament -- Iowa  
2020 NCAA Tournament postponed (COVID-19)  
2021 NCAA Tournament -- Iowa

### Playing Experience

Wake Forest, 1977-78  
Penn, 1979-82



## Big Ten Standings/Schedule

Team	Big Ten	Pct.	Overall	Pct.
Michigan State	3-0	1.000	12-2	.857
Ohio State	3-0	1.000	9-2	.818
Illinois	3-0	1.000	10-3	.769
Wisconsin	2-1	.667	11-2	.846
Rutgers	2-1	.667	8-5	.615
Northwestern	1-1	.500	8-3	.727
Purdue	1-2	.333	12-2	.857
Minnesota	1-2	.333	10-2	.833
<b>IOWA</b>	<b>1-2</b>	<b>.333</b>	<b>11-3</b>	<b>.786</b>
Indiana	1-2	.333	10-3	.769
Penn State	1-2	.333	6-5	.545
Michigan	1-2	.333	7-6	.538
Maryland	0-2	.000	8-5	.615
Nebraska	0-3	.000	6-8	.429

### Wednesday, Jan. 5

Nebraska at Michigan State, 6 p.m.  
Penn State at Northwestern, 8 p.m.

### Thursday, Jan. 6

Ohio State at Indiana, 6 p.m.  
Maryland at Illinois, 6 p.m.

### IOWA at Wisconsin, 8 p.m.

### Saturday, Jan. 8

Purdue at Penn State, 11 a.m.  
Nebraska at Rutgers, 1 p.m.  
Michigan State at Michigan, 1:30 p.m.

### Sunday, Jan. 9

Minnesota at Indiana, 11 a.m.  
Northwestern at Ohio State, 4:30 p.m.  
Wisconsin at Maryland, 6:30 p.m.

All times are central

## National Rankings

### AP Poll

Jan. 3

- Baylor
- Duke
- Purdue
- Gonzaga
- UCLA
- Kansas
- USC
- Arizona
- Auburn
- Michigan State
- Iowa State
- Houston
- Ohio State
- Texas
- Alabama
- Providence
- Kentucky
- Tennessee
- Villanova
- Colorado State
- LSU
- Xavier
- Wisconsin
- Seton Hall
- Texas Tech

### USA Today Poll

Jan. 3

- Baylor
- Duke
- Purdue
- Gonzaga
- UCLA
- Kansas
- Arizona
- USC
- Auburn
- Michigan State
- Iowa State
- Ohio State
- Kentucky
- Houston
- Villanova
- Texas
- Providence
- Tennessee
- Colorado State
- Alabama
- LSU
- Seton Hall
- Wisconsin
- Xavier
- Texas Tech

## 2021-22 IOWA CAPTAINS

Iowa captains are Jordan Bohannon and Connor McCaffery.

### LAST MEETING AGAINST WISCONSIN

Fifth-ranked Iowa rallied to upend No. 6 seed Wisconsin, 62-57, in the Big Ten Tournament Quarterfinals on March 12, 2021, at Lucas Oil Stadium in Indianapolis.

- Iowa advanced to the semifinals of the Big Ten Tournament for the first time since 2006.
- Luka Garza totaled 24 points, nine rebounds, three assists, and a game-best four blocks.
- Iowa rejected a season-best 10 shots, the most by a Hawkeye team in a Big Ten Tournament game, besting nine versus Purdue on March 9, 2007.
- Jordan Bohannon netted all 11 of his points in the second half, including going 4-of-4 from the foul line in the final 17 seconds (both 1-and-1's) to seal the victory.
- Iowa held Wisconsin to only one field goal over the final 9:20 of the second half.
- D'Mitrik Trice led the Badgers scoring 15 of his team-best 19 points in the second half. Trice made Wisconsin's last six field goals of the game over the last 13:47.

### SCOUTING WISCONSIN

- Wisconsin is 6-1 at home this season, with the one setback coming on Nov. 15 against Providence (63-58) in the Gavitt Games.
- The Badgers have had six games decided by five points or fewer, including their last three. Wisconsin is 4-1 in those contests, winning the last four.
- The Badgers upset third-ranked Purdue Monday evening in West Lafayette, Indiana, 74-69. Johnny Davis scored a career-high 37 points, including 27 in the second half, and added 14 rebounds. Davis is the fourth player over the last 25 seasons with 35+ points and 10+ rebounds in a win over a top-five opponent -- and the first since Greivis Vasquez in 2009. Brad Davison netted eight of his 15 points over the final five minutes.
- Davis and Davison led the team in scoring, averaging 22.3 and 14.5 points per game, respectively. Davis also leads the Badgers in rebounding (7.2).
- The Badgers have two players who have made over 15 3-pointers this season: Davison (33) and Davis (16).
- Wisconsin ranks second in the NCAA in fewest turnovers per game (8.2) and 32nd in free throw percentage (.766). Individually, Davis ranks second in the country in points per game (22.3).
- Wisconsin assistant coach Dean Oliver was a three-time third-team All-Big Ten performer (1999-01) as a Hawkeye. Oliver's 561 assists are fourth most in Iowa program history.
- Greg Gard is in his seventh season as collegiate head coach (130-72, .643). Gard has led the Badgers to the NCAA Tournament five of the last six seasons and a Big Ten regular season title in 2020.

### KEEGAN MURRAY 3X BIG TEN PLAYER OF THE WEEK

Sophomore Keegan Murray has been named Big Ten Player of the Week three times this season (Dec. 20; Nov. 22; Jan. 3).

Murray and former Hawkeye and All-American Luka Garza are the only Hawkeyes to earn three Big Ten Player of the Week accolades in the same season since the award was started in 1981-82.

Murray powered the Hawkeyes to a convincing 94-75 victory over Utah State on Dec. 18, in Sioux Falls, South Dakota. Murray exploded for a career-best 35 points. He scored 18 straight Hawkeye points spanning 6:08 in the first half. Murray was six points from the arena record. The native of Cedar Rapids, Iowa, also totaled a game-best seven rebounds and had two steals, one block, and an assist. Iowa was +22 when Murray was on the court against the Aggies.

Murray averaged 26.5 points, 13.5 rebounds, 3.0 assists and 2.5 blocks in a pair of wins over N.C. Central and Alabama State. He had a historic stat line against N.C. Central, totaling 27 points, 21 rebounds, and four blocks against the Eagles. He became the fourth Hawkeye over the last five decades, and first since 1977, to score 20+ points and grab 20+ rebounds in a game. Against Alabama State, Murray amassed 26 points, six rebounds, and a career-high four assists. He sank two of Iowa's school-record 20 3-pointers in a 26-point win.

Murray posted game bests in points (29), rebounds (10), and blocks (3), while also dishing out three assists in Iowa's 92-71 win over Western Illinois on Dec. 29. He registered his third double-double of the season and shot a blistering 65 percent from the field, making 13-of-20 attempts.



## VALUING THE BASKETBALL

The Hawkeyes rank second in the country in assist-to-turnover ratio (2.0); third in fewest turnovers per game (8.7); and ninth in turnover margin (6.1).

McCaffery has continued his mastery of limiting turnovers in 2021-22 with 28 assists and only five turnovers, boasting a robust 5.6 assist-to-turnover ratio. Ahron Ulis' 2.93 ratio is second best in the league and 22nd nationally.

Iowa ranked first in the nation in assist-to-turnover ratio (2.02) last season. The Hawkeyes had two players ranked high nationally in assist-to-turnover ratio. Connor McCaffery was fourth in the country with a 3.73 ratio (112 assists; 30 turnovers), while Jordan Bohannon was 13th with a 3.07 ratio (135 assists; 44 turnovers).

At Virginia and versus Illinois, the Hawkeyes committed a season-low four turnovers, tying the third fewest total in a single-game in the Fran McCaffery era. The four turnovers against the Cavaliers are the fourth lowest in any Big Ten/ACC Challenge game.

## JORDAN BOHANNON HOLDS 4 IOWA ALL-TIME RECORDS

Jordan Bohannon, competing in his sixth season, is the program's career leader in four statistical categories: assists (659), 3-pointers made (396), games played (157), and free throw percentage (.891, 318-357). His 396 triples are the most in Big Ten history and 134 more than any other Hawkeye.

Bohannon (157) will become the NCAA all-time leader in career games played Thursday at Wisconsin, surpassing Ohio State's David Lighty (157 games played between 2007-11). Bohannon ranks fourth in career scoring (1,788) and is 72 points from surpassing Aaron White (1,859) for third.

Bohannon, an honorable mention all-conference honoree in 2021, is one of 30 Division I players over the last 25 years to make 75+ 3-pointers in four seasons.

Bohannon ranked first in the league in 3-point accuracy (.394) and second in 3-pointers made per game (2.58) in 2021. He was second in the conference in assist-to-turnover ratio (3.07) and fourth in assists per contest (4.4).

Bohannon's 80 3-pointers in 2021 are fourth most and his 135 assists are ninth most by a senior in program history.

He is one of only three Division I players since the 1992-93 season to amass more than 625 assists and 360 3-pointers.

Bohannon is one of only three Hawkeyes to post four 100-assist seasons (Jeff Horner, Dean Oliver). He has accumulated seven points-assists double-doubles, the most in school history. Bohannon registered a school-record eight games with 10 or more assists.

## IOWA'S STATISTICAL COMPARISONS

	All Games	Big Ten	Home Games	Away Games	Iowa Wins	Iowa Losses
Record	11-3	1-2	9-1	2-2	11-0	0-3
Points	87.4	77.7	93.1	73.0	92.5	68.7
Opp. Pts	70.3	79.7	68.8	74.8	68.2	79.0
FG%	.479	.448	.495	.437	.507	.376
FG Def.	.423	.441	.408	.468	.421	.433
3-PT%	.355	.333	.378	.295	.380	.257
3-pt. Def.	.324	.406	.302	.388	.307	.391
FT%	.782	.667	.796	.735	.790	.750
REB	37.5	29.0	39.8	31.8	40.0	28.3
AST	17.4	15.0	18.9	13.8	18.7	12.7
TO	8.7	6.7	8.8	8.5	8.8	8.3
STL	7.7	7.0	8.2	6.5	7.8	7.3
BLK	4.4	3.0	4.9	3.3	4.6	3.7

## **IOWA IN BIG TEN STATISTICS**

Category	All Games		Conf Only		NCAA	
	Stat	Rank	Stat	Rank	Stat	Rank
Scoring Offense	87.4	1st	77.7	4th	87.4	1st
Assist/TO Ratio	2.0	1st	2.3	2nd	2.0	2nd
Turnover Margin	+6.1	1st	+8.0	1st	+6.1	9th
Free Throw %	.782	1st	.667	13th	.782	12th
Scoring Margin	+16.9	2nd	-2.0	9th	+16.9	18th
Steals	7.7	2nd	7.0	2nd	7.7	98th
Assists	17.4	3rd	15.0	6th	17.4	19th
3-Pt. FG Per Game	8.8	4th	7.0	7th	8.8	78th
Field Goal %	.479	4th	.448	6th	.479	37th
Blocked Shots	4.4	4th	3.0	5th	4.4	69th
3-Pt. Field Goal %	.355	7th	.333	9th	.355	100th
3-PT FG Defense	.324	8th	.406	13th	.324	159th
Rebound Margin	+2.0	10th	-15.0	14th	+2.0	172nd
Scoring Defense	70.5	13th	79.7	13th	70.5	224th
FG% Defense	.423	14th	.441	8th	.423	183rd

Category	Player	All Games		NCAA	
		Stat	Rank	Stat	Rank
FG%	Keegan Murray	.592	6th	.592	27th
Rebounding	Keegan Murray	8.2	6th	8.2	69th
	Filip Rebraca	6.2	23rd	6.2	309th
Scoring	Keegan Murray	24.5	1st	24.5	1st
Steals	Keegan Murray	1.54	6th	1.54	238th
	Joe Toussaint	1.43	10th	1.43	322nd
Assists	Joe Toussaint	3.85	11th	3.85	163rd
	Ahron Ulis	3.1	16th	3.1	301st
FT Percentage	Patrick McCaffery	.833	5th	.833	98th
	Keegan Murray	.818	7th	.818	120th
3-pointers	Jordan Bohannon	2.29	10th	2.29	173rd
Blocked Shots	Keegan Murray	2.08	4th	2.08	42nd
Assist/TO Ratio	Ahron Ulis	2.93	2nd	2.93	22nd
	Joe Toussaint	2.70	4th	2.70	36th
Double-Doubles	Keegan Murray	3	9th	3	81st

## TOUSSAINT RETURNS TO STARTING LINEUP

Junior Joe Toussaint has been a good floor general so far this season. After starting 20 games in 2019, his role changed to coming off the bench last year with a roster filled with upperclassmen.

The native of Bronx, New York, nearly registered his second points-assists double-double of the season on Monday against Maryland, totaling nine points and posting game bests in assists (9) and steals (3).

Toussaint scored the game-winning bucket with eight seconds remaining at Virginia on Nov. 29.

He was all over the floor in the opener versus Longwood tallying nine points, four assists, and four of Iowa's six steals. Against Alabama State, he totaled a career-high 11 assists and a season-high 11 points.

Toussaint ranks 11th in the Big Ten in assists per game (3.85) and fourth in assist-to-turnover ratio (2.7). He has already surpassed his 3-point field goals made mark from a year ago through 14 games this season (5).

## IOWA HISTORY

Iowa has played 2,886 games since beginning basketball in 1902. Iowa's overall record is 1,703-1,183 (.590). Iowa's 1,703 wins are 36th most among Division I programs. That includes a 1,091-375 (.744) record in home games, a 612-808 (.430) record in contests away from Iowa City, a 803-807 (.498) mark in Big Ten games and a 495-149 (.768) record in Carver-Hawkeye Arena.



## IOWA SIGNS 2 PREP STANDOUTS

### JOSH DIX // G, 6-5, 190 // Council Bluffs, Iowa (Council Bluffs High School)

- Three-year team captain
- Two-time first-team all-conference selection and City Player of the Year
- Third team all-state as a sophomore and first-team all-state as a junior
- Shot 50 percent or better from the field his first three seasons of prep basketball
- Averaged a team-best 19.4 points, 7.2 rebounds, 4.3 assists as a junior
- Shot at 54 percent from the field, 38 percent from 3-point range, and 73 percent from the foul line as a junior
- Surpassed 1,000 career points last season
- Averaged 17.5 points, 5.1 rebounds as a sophomore and 10.2 points per contest as a freshman
- Three-time academic all-conference honoree

### FRAN McCAFFERY ON JOSH DIX

"Josh is incredibly versatile. He can play multiple positions. He has a great frame. Josh is good with the ball in his hands finding people and getting to the rim. He's physical defensively and is an excellent rebounder for his position. Josh is a winning player. We are really excited about him."

### DASONTE BOWEN // G, 6-3, 165 // Boston, Massachusetts (Brewster Academy)

- Ranked No. 91 in the ESPN Top 100 for the Class of 2022
- Averaged 15.2 points, 3.6 rebounds, 2.6 assists, and 1.4 steals while shooting 52.7 percent from the field, 47.4 percent from 3-point range, and 90 percent from the foul line this past summer playing EYBL
- Netted 37 points and seven assists in a game as a sophomore at Worcester Academy
- All-NEPSAC first team honoree as a sophomore
- Played with Hawkeye sophomore Josh Ogundele at Worcester Academy in 2020

### FRAN McCAFFERY ON DASONTE BOWEN

"Dasonte is creative and fearless on the basketball court. He has incredible vision and makes plays. Dasonte can step back and hit the three, but he is constantly attacking the defense. He can rebound and score a variety of ways. He is an incredibly unselfish player. We are excited to welcome him to the Hawkeye family."

## IOWA VS. RANKED TEAMS

Iowa is 0-2 against ranked opponents this season, losing both games on the road at No. 2 Purdue (77-70) and at No. 17 Iowa State (73-53).

Iowa's eight victories versus ranked opponents tied Illinois and Kansas for third most by any team in the country during the 2020-21 season (Baylor, 11; Oklahoma State, 9). Additionally, the eight wins are the most by a Hawkeye team since 2006 (8).

The Hawkeyes won 15 games over ranked foes the previous two seasons, the most in the country.

Iowa won seven contests against ranked opponents in 2019-20, the most by any team nationally.

Below are Iowa's most recent victories over nationally-ranked opponents:

<b>At Home:</b>	77-73 over 25th-ranked Wisconsin, 3/4/21 79-66 over 25th-ranked Rutgers, 2/10/21 86-71 over 16th-ranked Minnesota, 1/10/21 87-72 over 19th-ranked Northwestern, 12/29/20 93-80 over 16th-ranked North Carolina, 12/8/20
<b>On the Road:</b>	73-57 over 4th-ranked Ohio State, 2/28/21 77-62 over 21st-ranked Wisconsin, 2/18/21 77-75 over 14th-ranked Rutgers, 1/2/21 59-57 over 21st-ranked Wisconsin, 3/2/17
<b>Neutral Court:</b>	72-61 over 12th-ranked Texas Tech, 11/28/19 79-72 over 22nd-ranked Cincinnati, 3/22/19 77-69 over 13th-ranked Oregon, 11/15/18

## TWICE AS NICE

Sophomores Keegan and Kris Murray rank first and fourth, respectively, in team scoring. Keegan averages 24.5 points, while Kris averages 9.2 points. Keegan also ranks first on the squad in rebounds per game (8.2), blocks per game (2.0), and free throws made (54), while Kris ranks third on the squad in rebounds per contest (4.7), and first in 3-point accuracy (.444, 16-of-36).

The Murray's combined for 52 of Iowa's 94 points versus Utah State. Keegan amassed a career-high 35 points, while Kris matched a personal best with 17 points against the Aggies. The duo also combined for 11 rebounds, four steals, and two blocked shots.

## SPOTLIGHTING KEEGAN MURRAY'S DOMINATING EFFORT

Keegan Murray posted 27 points, 21 rebounds, four blocks, and two assists in Iowa's win over North Carolina Central on Nov. 16. He accomplished something that has not been done in over four decades by a Hawkeye.

Murray is the first Hawkeye to total 25+ points and 20+ rebounds in a game since Bruce King in 1977. King had 31 points and 21 rebounds vs. Ohio State in 1977.

Murray is one of four players over the last five decades to post a 20-20 game: Kevin Kunnert (24-23) vs. Illinois in 1972; Fred Haberecht (29-20) vs. Wisconsin in 1975; Bruce King (42-20) vs. Pittsburgh in 1976; Bruce King (31-21) vs. Ohio State in 1977.

The last Big Ten player to have a 20-20 performance was Purdue's Trevion Williams at Michigan on Jan. 9, 2020 (36-20).

Murray is the first Hawkeye since Greg Brunner in 2006 to grab 20+ rebounds in a game; Brunner had 23 against Minnesota on Jan. 18, 2006.

Murray is the first major conference player with 27+ points, 21+ rebounds, and 4+ blocks since Kansas State's Michael Beasley versus Sacramento State on Nov. 9, 2007.

## KEEGAN MURRAY TABBED PRESEASON ALL-BIG TEN

Sophomore forward Keegan Murray was named to the 2021-22 Big Ten Preseason Player of the Year.

It marks the third straight season that one or more Hawkeyes have been selected to the preseason list, voted upon by a selected panel of media. Joe Wieskamp was selected in 2019 and 2020, while Luka Garza was tabbed the Big Ten Preseason Player of the Year in November 2020.

Murray is one of the league's top emerging players after being named to the five-player All-Big Ten Freshman Team a year ago. The Cedar Rapids, Iowa, native was one of only five players nationally -- and only bench player -- to amass 200 points, 35 blocks, 25 steals, and 15 3-pointers. He was the team's leading scorer (7.8) and rebounder (5.5) off the bench in conference play. Murray led team in blocks 12 times and steals five times. The 6-foot-8 forward was second on the team in steals (26) and ranked 11th in the Big Ten in blocked shots per game (1.26). His 39 blocks tie for fourth most by a freshman in program history.

Murray totaled 13 points, seven rebounds, four blocks, three assists, and a steal in Iowa's first-round victory over Grand Canyon to become the first Hawkeye ever to stuff the stat sheet with those numbers in an NCAA Tournament contest.



### **HAWKEYE FASTBREAKS**

- Keegan Murray and Kansas State's Michael Beasley (2007-08) are the only two players from a major conference to score 24+ points in each of their first five games of the season over the last 15 years. He is one of three Big Ten players since the 2002-03 season with six consecutive 20-point games to start the season.
- Iowa posted school single-game records in 3-pointers made (20) and attempted (44) against Alabama State on Nov. 18, besting the previous records of 19-of-43 against Savannah State on Dec. 22, 2018. Iowa's 20 3-pointers made equals the Carver-Hawkeye Arena record (20 by Purdue on Jan. 20, 2018).
- The Hawkeyes topped the century mark in three of its first five games (Longwood, Alabama State, Western Michigan). The last time an Iowa team scored 100+ points in three of its first five games was the start of the 1997-98 season.
- Iowa is 119-27 when scoring 80 points or more, the last 12 seasons. The Hawkeyes are 87-2 when holding opponents to fewer than 61 points, the last 12 years.
- Iowa ranked first in the Big Ten in scoring offense for the third straight season; Iowa's 83.7 points per game average in 2021 is its highest since the 1988-89 season (89.6). The Hawkeyes have led the conference in scoring four of the last eight seasons.
- The Hawkeyes have won seven of their last nine, including four straight, Big Ten/ACC Challenge games.
- Virginia has allowed 75+ points at home only six times under head coach Tony Bennett. Iowa has accounted for two of those six (75 in 2021 and 75 in 2013).
- Iowa has won 77 of its last 82 nonconference home games, dating back to 2012.
- The Hawkeyes have won 10 or more Big Ten games six of the last seven seasons.
- Iowa has won an NCAA Tournament game each of its last four tournament appearances.
- Iowa has qualified for five NCAA tournaments over the last seven completed seasons (2014-16, 2019, 2021) and eight postseason tournaments over the last nine completed seasons (5 NCAA; 3 NIT).
- Iowa has won 14 home games each of the last three seasons. The Hawkeyes have averaged just over 13 home victories since Fran McCaffery's arrival in Iowa City in 2011.

### **McCAFFERY CLIMBING WINS CHART**

Fran McCaffery and the Hawkeyes have reached 20 wins seven of the last nine seasons. McCaffery and Tom Davis (10) are the only Iowa coaches to win 20 or more games in at least seven seasons.

Among Iowa's head basketball coaches, McCaffery ranks second in tournament appearances behind Davis (9). Davis is Iowa's all-time winningest coach, while McCaffery is second.

### **RECENT GRADUATES PLAYING PROFESSIONAL BASKETBALL**

A number of recent Iowa basketball graduates are playing professionally: Joe Wieskamp (NBA San Antonio Spurs), Luka Garza (NBA Detroit Pistons), Jarrod Uthoff (Japan), Devyn Marble (Israel), Tyler Cook (NBA Chicago Bulls), Anthony Clemmons (Italy), Gabriel Olaseni (Turkey), Ryan Kriener (Matsuyama), Bakari Evelyn (Germany), Peter Jok (France), Melsahn Basabe (Puerto Rico), and Aaron White (Serbia).

### **COACHING EXPERIENCE**

Fran McCaffery has the most experienced coaching staffs in the country. The Iowa men's basketball staff has 75 years of combined collegiate head coaching experience and more than 125 years of collegiate coaching under their belts.

Coach	Years
Fran McCaffery	26 years
Kirk Speraw	20 years
Sherman Dillard	10 years
Billy Taylor	14 years
Al Seibert	5 years







# GAME 15: IOWA AT WISCONSIN



## LUC LAKETA

#25 • Guard  
6-5 • 180 • Freshman  
Concord, Michigan  
Hanover Horton HS

### SEASON HIGHS

POINTS.....3, 2X, LAST VS. WESTERN MICHIGAN (11/22/21)  
FGM.....1, 2X, LAST VS. WESTERN MICHIGAN (11/22/21)  
FGA.....1, 4X, LAST VS. PORTLAND STATE (11/26/21)  
3-PT FGM.....1, 2X, LAST VS. WESTERN MICHIGAN (11/22/21)  
3-PT FGA.....1, 3X, LAST VS. WESTERN MICHIGAN (11/22/21)  
FTM.....  
FTA.....  
REB.....1 vs. PORTLAND STATE (11/26/21)  
AST.....1 vs. SE LOUISIANA (12/21/21)  
STL.....1 vs. WESTERN MICHIGAN (11/22/21)  
BLK.....  
MIN.....6 vs. WESTERN MICHIGAN (11/22/21)

### CAREER HIGHS

POINTS.....3, 2X, LAST VS. WESTERN MICHIGAN (11/22/21)  
FGM.....1, 2X, LAST VS. WESTERN MICHIGAN (11/22/21)  
FGA.....1, 4X, LAST VS. PORTLAND STATE (11/26/21)  
3-PT FGM.....1, 2X, LAST VS. WESTERN MICHIGAN (11/22/21)  
3-PT FGA.....1, 3X, LAST VS. WESTERN MICHIGAN (11/22/21)  
FTM.....  
FTA.....  
REB.....1 vs. PORTLAND STATE (11/26/21)  
AST.....1 vs. SE LOUISIANA (12/21/21)  
STL.....1 vs. WESTERN MICHIGAN (11/22/21)  
BLK.....  
MIN.....6 vs. WESTERN MICHIGAN (11/22/21)

Opponent	Date	GS	MIN	Total		3-Pointers		Free throws		Rebounds				PF A TO BLK STL PTS AVG					
				FG-FGA	PCT	3FG-3FGA	PCT	FT-FTA	PCT	OFF	DEF	TOT	AVG	PF	A	TO	BLK	STL	PTS
Longwood	11/09/2021		02:33	0-0	.000	0-0	.000	0-0	.000	0	0	0	0.0	0	0	0	0	0	0.0
Kansas City	11/12/2021		04:45	0-1	.000	0-1	.000	0-0	.000	0	0	0	0.0	0	0	0	0	0	0.0
Alabama St.	11/18/2021		02:17	1-1	1.000	1-1	1.000	0-0	.000	0	0	0	0.0	0	0	0	0	0	3 1.0
Western Mich.	11/22/2021		06:06	1-1	1.000	1-1	1.000	0-0	.000	0	0	0	0.0	0	0	0	1	3	1.5
Portland St.	11/26/2021		02:11	0-1	.000	0-0	.000	0-0	.000	1	0	1	0.2	0	0	0	0	0	1.2
Southeastern La.	12/21/2021		02:39	0-0	.000	0-0	.000	0-0	.000	0	0	0	0.2	0	1	1	0	0	1.0
Western Ill.	12/29/2021		01:47	0-0	.000	0-0	.000	0-0	.000	0	0	0	0.1	0	0	0	0	0	0.9
<b>Totals</b>		<b>0</b>	<b>22:18</b>	<b>2-4</b>	<b>.500</b>	<b>2-3</b>	<b>.667</b>	<b>0-0</b>	<b>.000</b>	<b>1</b>	<b>0</b>	<b>1</b>	<b>0.1</b>	<b>0</b>	<b>1</b>	<b>0</b>	<b>1</b>	<b>6</b>	<b>0.9</b>

### CAREER STATISTICS

YEAR	G/GS	FG-A	PCT	3-PT	PCT	FT-A	PCT	REB	AVG	PF-FO	AST	TO	BLK	STL	PTS	AVG
Fresh.	7/0	2-4	.500	2-3	.667	0-0	.000	1	0.1	0-0	1	1	0	1	6	0.9



## CONNOR MCCAFFERY

#30 • Guard/Forward  
6-5 • 205 • RS-Senior  
Iowa City, Iowa  
West HS

### SEASON HIGHS

POINTS.....3, 2X, LAST VS. ALABAMA STATE (11/18/21)  
FGM.....1, 2X, LAST VS. ALABAMA STATE (11/18/21)  
FGA.....3 vs. WESTERN MICHIGAN (11/22/21)  
3-PT FGM.....1, 3X, LAST VS. SE LOUISIANA (12/21/21)  
3-PT FGA.....5 AT PURDUE (12/3/21)  
FTM.....2, 2X, LAST VS. SE LOUISIANA (12/21/21)  
FTA.....4 vs. SE LOUISIANA (12/21/21)  
REB.....8 vs. SE LOUISIANA (12/21/21)  
AST.....7 vs. PORTLAND STATE (11/26/21)  
STL.....2 vs. PORTLAND STATE (11/26/21)  
BLK.....  
MIN.....22 vs. WESTERN MICHIGAN (11/22/21)

### CAREER HIGHS


POINTS.....19 vs. CONNECTICUT (11/16/18)  
FGM.....6 AT MICHIGAN STATE (2/13/21)  
FGA.....9 AT ILLINOIS (1/29/21)  
3-PT FGM.....4 AT MICHIGAN STATE (2/13/21)  
3-PT FGA.....8 vs. PURDUE (3/3/20)  
FTM.....9 vs. CONNECTICUT (11/16/18)  
FTA.....11 vs. CONNECTICUT (11/16/18)  
REB.....13 vs. MICHIGAN (1/17/20)  
AST.....10 AT MARYLAND (1/7/21)  
STL.....3, 7X, LAST VS. WISCONSIN (3/12/21)  
BLK.....1, 8X, LAST VS. ILLINOIS (3/13/21)  
MIN.....39 AT MINNESOTA (2/16/20)

Opponent	Date	GS	MIN	Total		3-Pointers		Free throws		Rebounds				PF A TO BLK STL PTS AVG					
				FG-FGA	PCT	3FG-3FGA	PCT	FT-FTA	PCT	OFF	DEF	TOT	AVG	PF	A	TO	BLK	STL	PTS
Longwood	11/09/2021		13:55	1-1	1.000	1-1	1.000	0-0	.000	1	6	7	7.0	0	0	0	0	0	3 3.0
Kansas City	11/12/2021		13:03	0-1	.000	0-1	.000	0-0	.000	1	2	3	5.0	1	3	0	0	0	1.5
N.C. Central	11/16/2021		21:08	0-1	.000	0-1	.000	2-2	1.000	0	1	1	3.7	3	3	1	0	1	2 1.7
Alabama St.	11/18/2021	*	18:11	1-1	1.000	0-0	.000	1-2	.500	2	2	4	3.8	2	3	1	0	1	3 2.0
Western Mich.	11/22/2021	*	22:13	0-3	.000	0-3	.000	0-0	.000	0	2	2	3.4	1	2	0	0	0	1.6
Portland St.	11/26/2021		18:44	0-1	.000	0-0	.000	0-0	.000	0	3	3	3.3	2	7	0	0	2 0 1.3	
at Virginia	11/29/2021		12:49	0-1	.000	0-1	.000	0-0	.000	1	2	3	3.3	0	2	0	0	0	1.1
at Purdue	12/03/2021		19:09	0-5	.000	0-5	.000	0-0	.000	0	2	2	3.1	2	1	0	0	1 0 1.0	
Illinois	12/06/2021		15:15	1-2	.500	1-2	.500	0-0	.000	0	0	0	2.8	3	1	0	0	1 3 1.2	
at Iowa St.	12/09/2021		08:05	0-0	.000	0-0	.000	0-0	.000	1	0	1	2.6	0	1	1	0	0 0 1.1	
vs Utah St.	12/18/2021		16:22	0-1	.000	0-1	.000	0-0	.000	0	1	1	2.5	1	2	0	0	0 0 1.0	
Southeastern La.	12/21/2021		18:24	1-1	1.000	1-1	1.000	2-4	.500	2	6	8	2.9	1	2	1	0	0 5 1.3	
Western Ill.	12/29/2021		10:14	0-0	.000	0-0	.000	0-0	.000	0	1	1	2.8	0	0	0	0	0 0 1.2	
Maryland	01/03/2022		18:15	0-1	.000	0-1	.000	1-2	.500	0	1	1	2.6	3	1	1	0	1 1 1.2	
<b>Totals</b>		<b>2</b>	<b>225:47</b>	<b>4-19</b>	<b>.211</b>	<b>3-17</b>	<b>.176</b>	<b>6-10</b>	<b>.600</b>	<b>8</b>	<b>29</b>	<b>37</b>	<b>2.6</b>	<b>19</b>	<b>28</b>	<b>5</b>	<b>0</b>	<b>7</b>	<b>17 1.2</b>

### CAREER STATISTICS

YEAR	G/GS	FG-A	PCT	3-PT	PCT	FT-A	PCT	REB	AVG	PF-FO	AST	TO	BLK	STL	PTS	AVG
Fresh.	4/0	2-3	.667	1-2	.500	3-4	.750	4	1.0	2-0	7	4	0	2	8	2.0
RS-Fresh.	34/0	35-97	.361	6-29	.207	73-97	.753	49	1.4	61-0	102	43	3	23	149	4.4
Soph.	31/31	55-160	.344	33-97	.340	50-64	.781	124	4.0	80-2	124	27	3	35	193	6.2
Junior	31/31	33-102	.324	18-65	.277	17-29	.586	97	3.1	81-1	112	30	2	19	101	3.3
Senior	14/2	4-19	.211	3-17	.176	6-10	.600	37	2.6	19-0	28	5	0	7	17	1.2
<b>TOTALS</b>	<b>114/64</b>	<b>129-381</b>	<b>.339</b>	<b>61-210</b>	<b>.290</b>	<b>149-204</b>	<b>.730</b>	<b>311</b>	<b>2.7</b>	<b>243-3</b>	<b>373</b>	<b>109</b>	<b>8</b>	<b>86</b>	<b>468</b>	<b>4.1</b>

**GAME 15: IOWA AT WISCONSIN**



**PATRICK MCCAFFERY**

**#22 • Forward**  
**6-9 • 200 • RS-Soph.**  
**Iowa City, Iowa**  
**West HS**

**SEASON HIGHS**

POINTS.....16 vs. SE LOUISIANA (12/21/21)  
 FGM..... 5, 5X, LAST vs. SE LOUISIANA (12/21/21)  
 FGA..... 13 AT PURDUE (12/3/21)  
 3-PT FGM..... 2, 2X, LAST vs. SE LOUISIANA (12/21/21)  
 3-PT FGA..... 5 AT IOWA STATE (12/9/21)  
 FTM..... 7 AT PURDUE (12/3/21)  
 FTA..... 10 AT PURDUE (12/3/21)  
 REB..... 6 vs. UTAH STATE (12/18/21)  
 AST..... 4 vs. LONGWOOD (11/9/21)  
 STL..... 2, 2X, LAST vs. SE LOUISIANA (12/21/21)  
 BLK..... 2 vs. WESTERN ILLINOIS (12/29/21)  
 MIN..... 28 AT PURDUE (12/3/21)


**CAREER HIGHS**

POINTS..... 19 vs. NEBRASKA (3/4/21)  
 FGM..... 8 vs. NEBRASKA (3/4/21)  
 FGA..... 13, 2X, LAST AT PURDUE (12/3/21)  
 3-PT FGM..... 3 vs. NEBRASKA (3/4/21)  
 3-PT FGA..... 6 vs. NEBRASKA (3/4/21)  
 FTM..... 7 AT PURDUE (12/3/21)  
 FTA..... 10 AT PURDUE (12/3/21)  
 REB..... 6, 3X, LAST vs. UTAH STATE (12/18/21)  
 AST..... 4 vs. LONGWOOD (11/9/21)  
 STL..... 2, 3X, LAST vs. SE LOUISIANA (12/21/21)  
 BLK..... 2, 3X, LAST vs. WESTERN ILLINOIS (12/29/21)  
 MIN..... 28 AT PURDUE (12/3/21)

Opponent	Date	GS	MIN	Total		3-Pointers		Free throws		Rebounds				PF	A	TO	BLK	STL	PTS	AVG
				FG-FGA	PCT	3FG-3FGA	PCT	FT-FTA	PCT	OFF	DEF	TOT	AVG							
Longwood	11/09/2021	*	21:41	3-6	.500	0-3	.000	5-6	.833	0	4	4	4.0	0	4	2	0	0	11	11.0
Kansas City	11/12/2021	*	22:56	5-10	.500	0-1	.000	0-0	.000	1	1	2	3.0	0	2	0	0	1	10	10.5
N.C. Central	11/16/2021	*	22:53	4-11	.364	1-4	.250	6-6	1.000	1	0	1	2.3	0	1	2	0	0	15	12.0
Portland St.	11/26/2021	*	19:57	5-10	.500	1-3	.333	3-3	1.000	0	2	2	2.3	0	1	1	0	1	14	12.5
at Virginia	11/29/2021	*	24:10	3-6	.500	1-1	1.000	0-0	.000	1	2	3	2.4	0	3	0	1	1	7	11.4
at Purdue	12/03/2021	*	28:09	4-13	.308	0-4	.000	7-10	.700	0	5	5	2.8	2	3	0	0	0	15	12.0
Illinois	12/06/2021	*	23:56	5-11	.455	2-2	1.000	0-1	.000	1	1	2	2.7	1	0	0	0	0	12	12.0
at Iowa St.	12/09/2021	*	25:35	2-9	.222	1-5	.200	2-2	1.000	0	4	4	2.9	1	1	1	1	0	7	11.4
vs Utah St.	12/18/2021	*	21:29	5-9	.556	1-3	.333	1-2	.500	0	6	6	3.2	1	3	1	0	2	12	11.4
Southeastern La.	12/21/2021	*	25:44	5-10	.500	2-4	.500	4-4	1.000	0	3	3	3.2	0	2	0	0	2	16	11.9
Western Ill.	12/29/2021	*	23:32	4-8	.500	1-2	.500	2-2	1.000	0	3	3	3.2	0	1	2	2	0	11	11.8
Maryland	01/03/2022	*	21:45	2-8	.250	1-2	.500	0-0	.000	2	3	5	3.3	0	0	0	0	0	5	11.3
<b>Totals</b>			<b>12 281:47</b>	<b>47-111</b>	<b>.423</b>	<b>11-34</b>	<b>.324</b>	<b>30-36</b>	<b>.833</b>	<b>6</b>	<b>34</b>	<b>40</b>	<b>3.3</b>	<b>5</b>	<b>21</b>	<b>9</b>	<b>4</b>	<b>7</b>	<b>135</b>	<b>11.3</b>

**CAREER STATISTICS**

YEAR	G/GS	FG-A	PCT	3-PT	PCT	FT-A	PCT	REB	AVG	PF-FO	AST	TO	BLK	STL	PTS	AVG
Fresh.	2/0	3-10	.300	0-4	.000	0-0	.000	5	2.5	2-0	1	0	0	1	6	3.0
RS-Fresh.	31/0	60-137	.438	13-43	.302	29-41	.707	83	2.7	20-0	28	13	12	11	162	5.2
Soph.	12/12	47-111	.423	11-34	.324	30-36	.833	40	3.3	5-0	21	9	4	7	135	11.3
<b>TOTALS</b>	<b>45/12</b>	<b>110-258</b>	<b>.426</b>	<b>24-81</b>	<b>.296</b>	<b>59-77</b>	<b>.766</b>	<b>128</b>	<b>2.8</b>	<b>27-0</b>	<b>50</b>	<b>22</b>	<b>16</b>	<b>19</b>	<b>303</b>	<b>6.7</b>



**RILEY MULVEY**

**#44 • Forward**  
**6-11 • 245 • Freshman**  
**Rotterdam, New York**  
**St. Thomas More**

**SEASON HIGHS**

POINTS..... 8 vs. WESTERN MICHIGAN (11/22/21)  
 FGM..... 3 vs. WESTERN MICHIGAN (11/22/21)  
 FGA..... 5 vs. WESTERN MICHIGAN (11/22/21)  
 3-PT FGM..... - - -  
 3-PT FGA..... - - -  
 FTM..... 2, 2X, LAST vs. WESTERN MICHIGAN (11/22/21)  
 FTA..... 2, 2X, LAST vs. WESTERN MICHIGAN (11/22/21)  
 REB..... 5 vs. ALABAMA STATE (11/18/21)  
 AST..... 1, 2X, LAST vs. SE LOUISIANA (12/21/21)  
 STL..... - - -  
 BLK..... 1, 2X, LAST vs. WESTERN ILLINOIS (12/29/21)  
 MIN..... 13 vs. WESTERN MICHIGAN (11/22/21)

**CAREER HIGHS**

POINTS..... 8 vs. WESTERN MICHIGAN (11/22/21)  
 FGM..... 3 vs. WESTERN MICHIGAN (11/22/21)  
 FGA..... 5 vs. WESTERN MICHIGAN (11/22/21)  
 3-PT FGM..... - - -  
 3-PT FGA..... - - -  
 FTM..... 2, 2X, LAST vs. WESTERN MICHIGAN (11/22/21)  
 FTA..... 2, 2X, LAST vs. WESTERN MICHIGAN (11/22/21)  
 REB..... 5 vs. ALABAMA STATE (11/18/21)  
 AST..... 1, 2X, LAST vs. SE LOUISIANA (12/21/21)  
 STL..... - - -  
 BLK..... 1, 2X, LAST vs. WESTERN ILLINOIS (12/29/21)  
 MIN..... 13 vs. WESTERN MICHIGAN (11/22/21)

Opponent	Date	GS	MIN	Total		3-Pointers		Free throws		Rebounds				PF	A	TO	BLK	STL	PTS	AVG
				FG-FGA	PCT	3FG-3FGA	PCT	FT-FTA	PCT	OFF	DEF	TOT	AVG							
Longwood	11/09/2021		10:07	0-1	.000	0-0	.000	0-0	.000	0	1	1	1.0	2	1	0	0	0	0	0.0
Kansas City	11/12/2021		05:28	0-0	.000	0-0	.000	0-0	.000	0	1	1	1.0	1	0	0	1	0	0	0.0
Alabama St.	11/18/2021		08:30	0-0	.000	0-0	.000	2-2	1.000	0	5	5	2.3	0	0	1	0	0	2	0.7
Western Mich.	11/22/2021		13:29	3-5	.600	0-0	.000	2-2	1.000	2	2	4	2.8	1	0	1	0	0	8	2.5
Portland St.	11/26/2021		02:11	0-0	.000	0-0	.000	0-0	.000	0	0	0	2.2	0	0	0	0	0	0	2.0
at Purdue	12/03/2021		02:50	0-0	.000	0-0	.000	0-0	.000	0	1	1	2.0	2	0	1	0	0	0	1.7
vs Utah St.	12/18/2021		02:09	0-0	.000	0-0	.000	0-0	.000	0	0	0	1.7	0	0	0	0	0	0	1.4
Southeastern La.	12/21/2021		04:39	1-1	1.000	0-0	.000	0-0	.000	2	0	2	1.8	1	1	0	0	0	2	1.5
Western Ill.	12/29/2021		02:15	0-0	.000	0-0	.000	0-0	.000	0	0	0	1.6	0	0	0	1	0	0	1.3
<b>Totals</b>			<b>0 51:38</b>	<b>4-7</b>	<b>.571</b>	<b>0-0</b>	<b>.000</b>	<b>4-4</b>	<b>1.000</b>	<b>4</b>	<b>10</b>	<b>14</b>	<b>1.6</b>	<b>7</b>	<b>2</b>	<b>3</b>	<b>2</b>	<b>0</b>	<b>12</b>	<b>1.3</b>

**CAREER STATISTICS**

YEAR	G/GS	FG-A	PCT	3-PT	PCT	FT-A	PCT	REB	AVG	PF-FO	AST	TO	BLK	STL	PTS	AVG
Fresh.	9/0	4-7	.571	0-0	.000	4-4	1.000	14	1.6	7-0	2	3	2	0	12	1.3

## GAME 15: IOWA AT WISCONSIN



### KEEGAN MURRAY

#15 • Forward  
6-8 • 225 • Sophomore  
Cedar Rapids, Iowa  
Prairie HS

#### SEASON HIGHS

POINTS..... 35, 2X, LAST VS. MARYLAND (1/3/22)  
FGM..... 14 VS. MARYLAND (1/3/22)  
FGA..... 21 VS. MARYLAND (1/3/22)  
3-PT FGM..... 5 VS. MARYLAND (1/3/22)  
3-PT FGA..... 6, 2X, LAST VS. MARYLAND (1/3/22)  
FTM..... 9 VS. N.C. CENTRAL (11/16/21)  
FTA..... 10 VS. N.C. CENTRAL (11/16/21)  
REB..... 21 VS. N.C. CENTRAL (11/16/21)  
AST..... 4 VS. ALABAMA STATE (11/18/21)  
STL..... 3, 4X, LAST WESTERN ILLINOIS (12/29/21)  
BLK..... 5 VS. LONGWOOD (11/9/21)  
MIN..... 38 VS. MARYLAND (1/3/22)

#### CAREER HIGHS

POINTS..... 35, 2X, LAST VS. MARYLAND (1/3/22)  
FGM..... 14 VS. MARYLAND (1/3/22)  
FGA..... 21 VS. MARYLAND (1/3/22)  
3-PT FGM..... 5 VS. MARYLAND (1/3/22)  
3-PT FGA..... 6, 2X, LAST VS. MARYLAND (1/3/22)  
FTM..... 9 VS. N.C. CENTRAL (11/16/21)  
FTA..... 10 VS. N.C. CENTRAL (11/16/21)  
REB..... 21 VS. N.C. CENTRAL (11/16/21)  
AST..... 4 VS. ALABAMA STATE (11/18/21)  
STL..... 3, 5X, LAST WESTERN ILLINOIS (12/29/21)  
BLK..... 5 VS. LONGWOOD (11/9/21)  
MIN..... 38 VS. MARYLAND (1/3/22)

Opponent	Date	GS	MIN	Total		3-Pointers		Free throws		Rebounds				PF	A	TO	BLK	STL	PTS	AVG	
				FG-FGA	PCT	3FG-3FGA	PCT	FT-FTA	PCT	OFF	DEF	TOT	AVG								
Longwood	11/09/2021	*	17:29	8-10	.800	3-4	.750	5-5	1.000	2	5	7	7.0	3	1	0	5	0	24	24.0	
Kansas City	11/12/2021	*	22:53	9-15	.600	1-3	.333	6-6	1.000	0	4	4	5.5	2	1	2	1	3	25	24.5	
N.C. Central	11/16/2021	*	37:17	9-19	.474	0-4	.000	9-10	.900	9	12	21	10.7	2	2	2	4	0	27	25.3	
Alabama St.	11/18/2021	*	21:47	10-16	.625	2-5	.400	4-5	.800	2	4	6	9.5	1	4	2	1	1	26	25.5	
Western Mich.	11/22/2021	*	21:21	10-14	.714	2-4	.500	7-9	.778	3	3	6	8.8	0	0	0	3	2	29	26.2	
Portland St.	11/26/2021	*	27:02	10-16	.625	1-5	.200	2-2	1.000	3	6	9	8.8	1	0	0	1	2	23	25.7	
at Virginia	11/29/2021	*	35:49	7-13	.538	1-4	.250	3-5	.600	2	7	9	8.9	1	3	2	1	0	18	24.6	
Illinois	12/06/2021	*	29:46	7-15	.467	1-4	.250	4-7	.571	1	1	2	8.0	1	0	1	2	3	19	23.9	
at Iowa St.	12/09/2021	*	37:25	4-17	.235	1-6	.167	0-0	.000	6	1	7	7.9	3	1	1	2	3	9	22.2	
vs Utah St.	12/18/2021	*	29:14	13-17	.765	2-5	.400	7-8	.875	3	4	7	7.8	1	1	1	1	2	35	23.5	
Southeastern La.	12/21/2021	*	24:17	8-13	.615	1-5	.200	3-3	1.000	3	7	10	8.0	2	1	1	0	0	20	23.2	
Western Ill.	12/29/2021	*	34:51	13-20	.650	1-4	.250	2-3	.667	2	8	10	8.2	1	3	1	3	3	29	23.7	
Maryland	01/03/2022	*	38:06	14-21	.667	5-6	.833	2-3	.667	4	4	8	8.2	1	1	1	3	1	35	24.5	
<b>Totals</b>			<b>13</b>	<b>377:17</b>	<b>122-206</b>	<b>.592</b>	<b>21-59</b>	<b>.356</b>	<b>54-66</b>	<b>.818</b>	<b>40</b>	<b>66</b>	<b>106</b>	<b>8.2</b>	<b>19</b>	<b>18</b>	<b>14</b>	<b>27</b>	<b>20</b>	<b>319</b>	<b>24.5</b>

#### CAREER STATISTICS

YEAR	G/GS	FG-A	PCT	3-PT	PCT	FT-A	PCT	REB	AVG	PF-FO	AST	TO	BLK	STL	PTS	AVG
Fresh.	31/4	84-166	.506	16-54	.296	40-53	.755	158	5.1	58-1	17	20	39	26	224	7.2
Soph.	13/13	122-206	.592	21-59	.356	54-66	.818	106	8.2	19-0	18	14	27	20	319	24.5
<b>TOTALS</b>	<b>44/17</b>	<b>206-372</b>	<b>.554</b>	<b>37-113</b>	<b>.327</b>	<b>94-119</b>	<b>.790</b>	<b>264</b>	<b>6.0</b>	<b>77-1</b>	<b>35</b>	<b>34</b>	<b>66</b>	<b>46</b>	<b>543</b>	<b>12.3</b>



### KRIS MURRAY

#24 • Forward  
6-8 • 225 • Sophomore  
Cedar Rapids, Iowa  
Prairie HS

#### SEASON HIGHS

POINTS..... 17, 2X, LAST VS. UTAH STATE (12/18/21)  
FGM..... 7 VS. LONGWOOD (11/9/21)  
FGA..... 10, 2X, LAST AT PURDUE (12/3/21)  
3-PT FGM..... 3, 2X, LAST VS. UTAH STATE (12/18/21)  
3-PT FGA..... 5 VS. ALABAMA STATE (11/18/21)  
FTM..... 4 VS. WESTERN MICHIGAN (11/22/21)  
FTA..... 4, 2X, LAST VS. UTAH STATE (12/18/21)  
REB..... 8, 2X, LAST VS. WESTERN MICHIGAN (11/22/21)  
AST..... 2, 4X, LAST VS. UTAH STATE (12/18/21)  
STL..... 2, 3X, LAST VS. UTAH STATE (12/18/21)  
BLK..... 2, 3X, LAST VS. WESTERN ILLINOIS (12/29/21)  
MIN..... 26 AT PURDUE (12/3/21)

#### CAREER HIGHS

POINTS..... 17, 2X, LAST VS. UTAH STATE (12/18/21)  
FGM..... 7 VS. LONGWOOD (11/9/21)  
FGA..... 10, 2X, LAST AT PURDUE (12/3/21)  
3-PT FGM..... 3, 2X, LAST VS. UTAH STATE (12/18/21)  
3-PT FGA..... 5 VS. ALABAMA STATE (11/18/21)  
FTM..... 4 VS. WESTERN MICHIGAN (11/22/21)  
FTA..... 4, 2X, LAST VS. UTAH STATE (12/18/21)  
REB..... 8, 2X, LAST VS. WESTERN MICHIGAN (11/22/21)  
AST..... 2, 4X, LAST VS. UTAH STATE (12/18/21)  
STL..... 2, 3X, LAST VS. UTAH STATE (12/18/21)  
BLK..... 2, 3X, LAST VS. WESTERN ILLINOIS (12/29/21)  
MIN..... 26 AT PURDUE (12/3/21)

Opponent	Date	GS	MIN	Total		3-Pointers		Free throws		Rebounds				PF	A	TO	BLK	STL	PTS	AVG	
				FG-FGA	PCT	3FG-3FGA	PCT	FT-FTA	PCT	OFF	DEF	TOT	AVG								
Longwood	11/09/2021		17:23	7-9	.778	2-4	.500	0-1	.000	2	5	7	7.0	2	1	1	2	1	16	16.0	
Kansas City	11/12/2021		12:29	3-7	.429	0-0	.000	0-2	.000	2	3	5	6.0	1	1	0	1	0	6	11.0	
Alabama St.	11/18/2021		17:24	6-10	.600	3-5	.600	2-3	.667	6	2	8	6.7	2	2	1	0	0	17	13.0	
Western Mich.	11/22/2021		22:57	3-6	.500	2-3	.667	4-4	1.000	1	7	8	7.0	1	0	0	1	2	12	12.8	
Portland St.	11/26/2021		19:45	5-9	.556	2-2	1.000	1-2	.500	3	3	6	6.8	1	2	0	1	1	13	12.8	
at Virginia	11/29/2021		17:00	2-7	.286	2-4	.500	0-0	.000	1	1	2	6.0	1	0	1	0	0	6	11.7	
at Purdue	12/03/2021	*	25:51	5-10	.500	2-4	.500	0-0	.000	0	4	4	5.7	4	0	1	0	1	12	11.7	
Illinois	12/06/2021		16:54	3-8	.375	0-3	.000	2-2	1.000	2	3	5	5.6	2	2	0	0	0	8	11.3	
at Iowa St.	12/09/2021		15:55	2-6	.333	0-3	.000	0-0	.000	3	3	6	5.7	3	1	1	2	2	4	10.4	
vs Utah St.	12/18/2021		19:11	6-8	.750	3-4	.750	2-4	.500	2	2	4	5.5	3	2	0	1	2	17	11.1	
Southeastern La.	12/21/2021		10:15	0-3	.000	0-2	.000	1-2	.500	1	0	1	5.1	1	1	0	1	0	1	10.2	
Western Ill.	12/29/2021		13:03	3-7	.429	0-0	.000	0-0	.000	3	1	4	5.0	3	0	2	2	0	6	9.8	
Maryland	01/03/2022		09:33	0-2	.000	0-2	.000	1-2	.500	0	1	1	4.7	1	1	1	0	1	0	9.2	
<b>Totals</b>			<b>1</b>	<b>217:40</b>	<b>45-92</b>	<b>.489</b>	<b>16-36</b>	<b>.444</b>	<b>13-22</b>	<b>.591</b>	<b>26</b>	<b>35</b>	<b>61</b>	<b>4.7</b>	<b>25</b>	<b>13</b>	<b>8</b>	<b>12</b>	<b>9</b>	<b>119</b>	<b>9.2</b>

#### CAREER STATISTICS

YEAR	G/GS	FG-A	PCT	3-PT	PCT	FT-A	PCT	REB	AVG	PF-FO	AST	TO	BLK	STL	PTS	AVG
Fresh.	13/0	3-13	.231	0-5	.000	2-2	1.000	8	0.6	3-0	1	2	1	1	8	0.6
Soph.	13/1	45-92	.489	16-36	.444	13-22	.591	61	4.7	25-0	13	8	12	9	119	9.2
<b>TOTALS</b>	<b>26/1</b>	<b>48-105</b>	<b>.457</b>	<b>16-41</b>	<b>.390</b>	<b>15-24</b>	<b>.625</b>	<b>69</b>	<b>2.7</b>	<b>28-0</b>	<b>14</b>	<b>10</b>	<b>13</b>	<b>10</b>	<b>127</b>	<b>4.9</b>



# GAME 15: IOWA AT WISCONSIN



## JOSH OGUNDELE

**#23 • Center**  
**6-11 • 265 • Sophomore**  
 London, England  
 Worcester Academy (MA)

### SEASON HIGHS

POINTS..... 7 AT PURDUE (12/3/21)  
 FGM..... 3 AT PURDUE (12/3/21)  
 FGA..... 4 AT PURDUE (12/3/21)  
 3-PT FGM.....  
 3-PT FGA.....  
 FTM..... 1, 2X, LAST AT PURDUE (12/3/21)  
 FTA..... 3, 2X, LAST AT PURDUE (12/3/21)  
 REB..... 5 AT PURDUE (12/3/21)  
 AST.....  
 STL..... 2 VS. PORTLAND STATE (11/26/21)  
 BLK..... 2 VS. ILLINOIS (12/6/21)  
 MIN..... 16 AT PURDUE (12/3/21)

### CAREER HIGHS

POINTS..... 7 AT PURDUE (12/3/21)  
 FGM..... 3 AT PURDUE (12/3/21)  
 FGA..... 4 AT PURDUE (12/3/21)  
 3-PT FGM.....  
 3-PT FGA.....  
 FTM..... 1, 2X, LAST AT PURDUE (12/3/21)  
 FTA..... 3, 2X, LAST AT PURDUE (12/3/21)  
 REB..... 5 AT PURDUE (12/3/21)  
 AST.....  
 STL..... 2 VS. PORTLAND STATE (11/26/21)  
 BLK..... 2 VS. ILLINOIS (12/6/21)  
 MIN..... 16 AT PURDUE (12/3/21)

Opponent	Date	GS	MIN	Total		3-Pointers		Free throws		Rebounds				PF	A	TO	BLK	STL	PTS	AVG
				FG-FGA	PCT	3FG-3FGA	PCT	FT-FTA	PCT	OFF	DEF	TOT	AVG							
Kansas City	11/12/2021		05:28	1-2	.500	0-0	.000	0-0	.000	0	3	3	3.0	0	0	0	1	0	2	2.0
N.C. Central	11/16/2021		00:51	0-0	.000	0-0	.000	0-0	.000	0	1	1	2.0	2	0	0	0	0	0	1.0
Alabama St.	11/18/2021		07:57	0-0	.000	0-0	.000	0-0	.000	1	1	2	2.0	0	0	2	0	0	0	0.7
Portland St.	11/26/2021		04:01	0-1	.000	0-0	.000	1-3	.333	1	1	2	2.0	0	0	0	0	2	1	0.8
at Purdue	12/03/2021		16:20	3-4	.750	0-0	.000	1-3	.333	1	4	5	2.6	3	0	1	0	0	7	2.0
Illinois	12/06/2021		01:54	0-0	.000	0-0	.000	0-0	.000	0	0	0	2.2	0	0	0	2	0	0	1.7
at Iowa St.	12/09/2021		02:12	0-0	.000	0-0	.000	0-0	.000	0	0	0	1.9	1	0	0	1	0	0	1.4
vs Utah St.	12/18/2021		02:24	1-1	1.000	0-0	.000	0-0	.000	0	0	0	1.6	0	0	0	0	0	2	1.5
Southeastern La.	12/21/2021		00:53	0-0	.000	0-0	.000	0-0	.000	0	0	0	1.4	0	0	1	0	0	0	1.3
<b>Totals</b>		<b>0</b>	<b>42:00</b>	<b>5-8</b>	<b>.625</b>	<b>0-0</b>	<b>.000</b>	<b>2-6</b>	<b>.333</b>	<b>3</b>	<b>10</b>	<b>13</b>	<b>1.4</b>	<b>6</b>	<b>0</b>	<b>4</b>	<b>4</b>	<b>2</b>	<b>12</b>	<b>1.3</b>

### CAREER STATISTICS

YEAR	G/GS	FG-A	PCT	3-PT	PCT	FT-A	PCT	REB	AVG	PF-FO	AST	TO	BLK	STL	PTS	AVG
Fresh.	8/0	3-6	.500	0-0	.000	1-4	.250	8	1.0	5-0	0	0	0	0	7	0.9
Soph.	9/0	5-8	.625	0-0	.000	2-6	.333	13	1.4	5-0	0	4	4	2	12	1.3
<b>TOTALS</b>	<b>17/0</b>	<b>8-14</b>	<b>.571</b>	<b>0-0</b>	<b>.000</b>	<b>3-10</b>	<b>.300</b>	<b>21</b>	<b>1.2</b>	<b>10-0</b>	<b>0</b>	<b>4</b>	<b>4</b>	<b>2</b>	<b>19</b>	<b>1.1</b>



## TONY PERKINS

**#11 • Guard**  
**6-4 • 210 • Sophomore**  
 Indianapolis, Ind.  
 Lawrence North

### SEASON HIGHS

POINTS..... 16 VS. ILLINOIS (12/6/21)  
 FGM..... 6 VS. ILLINOIS (12/6/21)  
 FGA..... 11 AT PURDUE (12/3/21)  
 3-PT FGM..... 2, 2X, LAST VS. ILLINOIS (12/6/21)  
 3-PT FGA..... 4 VS. UTAH STATE (12/18/21)  
 FTM..... 4, 2X, LAST VS. WESTERN MICHIGAN (11/22/21)  
 FTA..... 4, 3X, LAST VS. WESTERN MICHIGAN (11/22/21)  
 REB..... 5 VS. LONGWOOD (11/9/21)  
 AST..... 4 VS. UTAH STATE (12/18/21)  
 STL..... 3, 2X, LAST VS. N.C. CENTRAL (11/16/21)  
 BLK..... 1 VS. LONGWOOD (11/9/21)  
 MIN..... 26 AT IOWA STATE (12/9/21)

### CAREER HIGHS


POINTS..... 16 VS. ILLINOIS (12/6/21)  
 FGM..... 5, 2X, LAST AT PURDUE (12/3/21)  
 FGA..... 11 AT PURDUE (12/3/21)  
 3-PT FGM..... 2, 2X, LAST VS. ILLINOIS (12/6/21)  
 3-PT FGA..... 4 VS. UTAH STATE (12/18/21)  
 FTM..... 4, 2X, LAST VS. WESTERN MICHIGAN (11/22/21)  
 FTA..... 4, 4X, LAST VS. WESTERN MICHIGAN (11/22/21)  
 REB..... 7 VS. N. ILLINOIS (12/13/20)  
 AST..... 3, 2X, LAST VS. ALABAMA STATE (11/18/21)  
 STL..... 4 VS. UTAH STATE (12/18/21)  
 BLK..... 1, 2X, LAST VS. LONGWOOD (11/9/21)  
 MIN..... 26 AT IOWA STATE (12/9/21)

Opponent	Date	GS	MIN	Total		3-Pointers		Free throws		Rebounds				PF	A	TO	BLK	STL	PTS	AVG
				FG-FGA	PCT	3FG-3FGA	PCT	FT-FTA	PCT	OFF	DEF	TOT	AVG							
Longwood	11/09/2021		19:04	1-7	.143	0-2	.000	4-4	1.000	1	4	5	5.0	3	2	2	1	0	6	6.0
Kansas City	11/12/2021		14:00	1-3	.333	0-0	.000	3-3	1.000	1	2	3	4.0	2	0	2	0	3	5	5.5
N.C. Central	11/16/2021		19:52	4-7	.571	2-2	1.000	3-4	.750	1	1	2	3.3	1	1	0	0	3	13	8.0
Alabama St.	11/18/2021		15:53	2-6	.333	1-3	.333	0-0	.000	1	1	2	3.0	0	3	0	0	0	5	7.3
Western Mich.	11/22/2021		16:51	5-6	.833	1-1	1.000	4-4	1.000	0	0	0	2.4	2	1	0	0	2	15	8.8
Portland St.	11/26/2021		13:13	4-6	.667	0-0	.000	2-2	1.000	1	1	2	2.3	2	0	2	0	0	10	9.0
at Virginia	11/29/2021		09:18	2-3	.667	0-0	.000	0-0	.000	0	1	1	2.1	1	0	1	0	1	4	8.3
at Purdue	12/03/2021		22:41	5-11	.455	1-2	.500	3-3	1.000	1	1	2	2.1	2	1	2	0	2	14	9.0
Illinois	12/06/2021		23:52	6-8	.750	2-3	.667	2-3	.667	0	0	0	1.9	3	0	0	0	1	16	9.8
at Iowa St.	12/09/2021		25:42	3-10	.300	0-3	.000	3-3	1.000	1	0	1	1.8	3	1	0	0	1	9	9.7
vs Utah St.	12/18/2021		18:23	0-5	.000	0-4	.000	2-2	1.000	0	3	3	1.9	2	4	0	1	2	2	9.0
Southeastern La.	12/21/2021		19:27	3-8	.375	1-3	.333	1-2	.500	1	0	1	1.8	1	1	1	0	1	8	8.9
Western Ill.	12/29/2021		21:21	2-4	.500	0-0	.000	0-0	.000	0	3	3	1.9	1	2	1	0	0	4	8.5
Maryland	01/03/2022		13:37	2-6	.333	0-2	.000	2-2	1.000	0	2	2	1.9	3	2	1	0	1	6	8.4
<b>Totals</b>		<b>0</b>	<b>253:14</b>	<b>40-90</b>	<b>.444</b>	<b>8-25</b>	<b>.320</b>	<b>29-32</b>	<b>.906</b>	<b>8</b>	<b>19</b>	<b>27</b>	<b>1.9</b>	<b>26</b>	<b>18</b>	<b>12</b>	<b>2</b>	<b>17</b>	<b>117</b>	<b>8.4</b>

### CAREER STATISTICS

YEAR	G/GS	FG-A	PCT	3-PT	PCT	FT-A	PCT	REB	AVG	PF-FO	AST	TO	BLK	STL	PTS	AVG
Fresh.	24/0	15-33	.455	1-3	.333	7-15	.467	31	1.3	21-0	16	3	1	5	38	1.6
Soph.	14/0	40-90	.444	8-25	.320	29-32	.906	27	1.9	26-0	18	12	2	17	117	8.4
<b>TOTALS</b>	<b>38/0</b>	<b>55-123</b>	<b>.447</b>	<b>9-28</b>	<b>.321</b>	<b>36-47</b>	<b>.766</b>	<b>58</b>	<b>1.5</b>	<b>47-0</b>	<b>34</b>	<b>15</b>	<b>3</b>	<b>22</b>	<b>155</b>	<b>4.1</b>

# GAME 15: IOWA AT WISCONSIN



## FILIP REBRACA

#0 • Forward  
6-9 • 230 • Senior  
Sombor, Serbia  
Univ. of North Dakota

### SEASON HIGHS

POINTS..... 13 vs. MARYLAND (1/3/22)  
FGM..... 6 vs. MARYLAND (1/3/22)  
FGA..... 8 vs. MARYLAND (1/3/22)  
3-PT FGM..... 1 vs. ALABAMA STATE (11/18/21)  
3-PT FGA..... 1, 4x, LAST vs. MARYLAND (1/3/22)  
FTM..... 4 vs. N.C. CENTRAL (11/16/21)  
FTA..... 7 vs. N.C. CENTRAL (11/16/21)  
REB..... 13 vs. KANSAS CITY (11/12/21)  
AST..... 2, 2x, LAST vs. SE LOUISIANA (12/21/21)  
STL..... 1, 2x, LAST vs. PORTLAND STATE (11/26/21)  
BLK..... 2, 2x, LAST vs. SE LOUISIANA (12/21/21)  
MIN..... 29 vs. MARYLAND (1/3/22)

### CAREER HIGHS

POINTS..... 26 vs. SOUTH DAKOTA, 12/10/20  
FGM..... 11 AT ORAL ROBERTS, 1/8/21  
FGA..... 21 AT OMAHA, 2/26/20  
3-PT FGM..... 2, 8x, LAST vs. OMAHA, 2/20/21  
3-PT FGA..... 5 AT SOUTH DAKOTA STATE, 2/9/19  
FTM..... 11 vs. WESTERN ILLINOIS, 1/29/21  
FTA..... 12 vs. WESTERN ILLINOIS, 1/29/21  
REB..... 16 AT DENVER, 1/2/20  
AST..... 5, 2x, LAST AT FLORIDA GULF COAST, 11/29/19  
STL..... 4 AT ORAL ROBERTS, 1/9/21  
BLK..... 8 AT MILWAUKEE, 11/19/19  
MIN..... 41 vs. NORTH DAKOTA STATE, 1/16/21

Opponent	Date	GS	MIN	Total		3-Pointers		Free throws		Rebounds				PF	A	TO	BLK	STL	PTS	AVG	
				FG-FGA	PCT	3FG-3FGA	PCT	FT-FTA	PCT	OFF	DEF	TOT	AVG								
Longwood	11/09/2021	*	16:09	1-3	.333	0-0	.000	0-0	.000	0	5	5	5.0	1	1	1	0	0	2	2.0	
Kansas City	11/12/2021	*	22:48	4-5	.800	0-0	.000	1-2	.500	3	10	13	9.0	1	1	0	1	1	9	5.5	
N.C. Central	11/16/2021	*	23:47	2-2	1.000	0-0	.000	4-7	.571	4	2	6	8.0	4	0	1	0	0	8	6.3	
Alabama St.	11/18/2021	*	17:26	2-2	1.000	1-1	1.000	0-0	.000	2	6	8	8.0	1	1	0	1	0	5	6.0	
Western Mich.	11/22/2021	*	17:39	2-5	.400	0-1	.000	2-2	1.000	2	3	5	7.4	1	0	1	1	0	6	6.0	
Portland St.	11/26/2021	*	17:28	2-5	.400	0-0	.000	1-2	.500	2	7	9	7.7	1	0	3	2	1	5	5.8	
at Virginia	11/29/2021	*	28:21	4-4	1.000	0-0	.000	0-3	.000	2	1	3	7.0	2	0	0	0	0	8	6.1	
at Purdue	12/03/2021	*	20:04	1-2	.500	0-0	.000	1-2	.500	0	1	1	6.3	5	0	0	0	0	3	5.8	
Illinois	12/06/2021	*	21:12	1-4	.250	0-1	.000	1-2	.500	2	6	8	6.4	4	2	1	0	0	3	5.4	
at Iowa St.	12/09/2021	*	21:10	2-3	.667	0-0	.000	3-4	.750	1	3	4	6.2	3	1	2	0	0	7	5.6	
vs Utah St.	12/18/2021	*	21:12	3-5	.600	0-0	.000	1-2	.500	1	3	4	6.0	3	0	1	1	0	7	5.7	
Southeastern La.	12/21/2021	*	19:10	2-7	.286	0-0	.000	1-2	.500	1	8	9	6.3	2	2	2	2	0	5	5.7	
Western Ill.	12/29/2021	*	16:30	2-3	.667	0-0	.000	1-2	.500	0	4	4	6.1	0	1	0	0	0	5	5.6	
Maryland	01/03/2022	*	29:22	6-8	.750	0-1	.000	1-3	.333	2	6	8	6.2	3	1	0	0	0	13	6.1	
<b>Totals</b>			<b>14</b>	<b>292:18</b>	<b>34-58</b>	<b>.586</b>	<b>1-4</b>	<b>.250</b>	<b>17-33</b>	<b>.515</b>	<b>22</b>	<b>65</b>	<b>87</b>	<b>6.2</b>	<b>31</b>	<b>9</b>	<b>13</b>	<b>8</b>	<b>2</b>	<b>86</b>	<b>6.1</b>

### CAREER STATISTICS

YEAR	G/GS	FG-A	PCT	3-PT	PCT	FT-A	PCT	REB	AVG	PF-FO	AST	TO	BLK	STL	PTS	AVG
Fresh.	29/16	96-180	.533	10-28	.357	31-52	.596	172	5.9	75-1	18	43	26	15	233	8.0
Soph.	32/32	190-328	.579	1-9	.111	78-117	.667	285	8.9	79-0	51	75	33	18	459	14.3
Junior	26/26	174-344	.506	15-41	.366	74-122	.607	197	7.6	69-3	31	61	17	16	437	16.8
Senior	14/14	34-58	.586	1-4	.250	17-33	.515	87	6.2	31-1	9	13	8	2	86	6.1
<b>TOTALS</b>	<b>101/88</b>	<b>494-910</b>	<b>.543</b>	<b>27-82</b>	<b>.329</b>	<b>200-324</b>	<b>.617</b>	<b>741</b>	<b>7.3</b>	<b>254-5</b>	<b>109</b>	<b>192</b>	<b>84</b>	<b>51</b>	<b>1,215</b>	<b>12.0</b>



## PAYTON SANDFORT

#20 • Guard  
6-7 • 215 • Freshman  
Waukee, Iowa  
Waukee HS

### SEASON HIGHS

POINTS..... 21 vs. ALABAMA STATE (11/18/21)  
FGM..... 7 vs. ALABAMA STATE (11/18/21)  
FGA..... 15 vs. ALABAMA STATE (11/18/21)  
3-PT FGM..... 5, 2x, LAST vs. WESTERN MICHIGAN (11/22/21)  
3-PT FGA..... 12 vs. ALABAMA STATE (11/18/21)  
FTM..... 2, 5x, LAST vs. SE LOUISIANA (12/21/21)  
FTA..... 2, 5x, LAST vs. SE LOUISIANA (12/21/21)  
REB..... 5 vs. WESTERN ILLINOIS (12/29/21)  
AST..... 2, 2x, LAST vs. ALABAMA STATE (11/18/21)  
STL..... 1, 4x, LAST vs. WESTERN ILLINOIS (12/29/21)  
BLK..... 1, 3x, LAST vs. ILLINOIS (12/6/21)  
MIN..... 21 vs. ALABAMA STATE (11/18/21)

### CAREER HIGHS

POINTS..... 21 vs. ALABAMA STATE (11/18/21)  
FGM..... 7 vs. ALABAMA STATE (11/18/21)  
FGA..... 15 vs. ALABAMA STATE (11/18/21)  
3-PT FGM..... 5, 2x, LAST vs. WESTERN MICHIGAN (11/22/21)  
3-PT FGA..... 12 vs. ALABAMA STATE (11/18/21)  
FTM..... 2, 5x, LAST vs. SE LOUISIANA (12/21/21)  
FTA..... 2, 5x, LAST vs. SE LOUISIANA (12/21/21)  
REB..... 5 vs. WESTERN ILLINOIS (12/29/21)  
AST..... 2, 2x, LAST vs. ALABAMA STATE (11/18/21)  
STL..... 1, 4x, LAST vs. WESTERN ILLINOIS (12/29/21)  
BLK..... 1, 3x, LAST vs. ILLINOIS (12/6/21)  
MIN..... 21 vs. ALABAMA STATE (11/18/21)

Opponent	Date	GS	MIN	Total		3-Pointers		Free throws		Rebounds				PF	A	TO	BLK	STL	PTS	AVG	
				FG-FGA	PCT	3FG-3FGA	PCT	FT-FTA	PCT	OFF	DEF	TOT	AVG								
Longwood	11/09/2021		15:46	3-10	.300	2-7	.286	0-0	.000	1	1	2	2.0	1	2	0	0	0	8	8.0	
Kansas City	11/12/2021		13:07	2-5	.400	0-3	.000	2-2	1.000	0	0	0	1.0	0	1	0	0	0	6	7.0	
N.C. Central	11/16/2021		08:41	0-1	.000	0-1	.000	0-0	.000	0	1	1	1.0	0	1	0	0	0	0	4.7	
Alabama St.	11/18/2021		20:45	7-15	.467	5-12	.417	2-2	1.000	1	1	2	1.3	2	2	0	0	0	21	8.8	
Western Mich.	11/22/2021		16:15	6-10	.600	5-7	.714	2-2	1.000	1	2	3	1.6	0	0	1	1	19	10.8		
Portland St.	11/26/2021		20:01	1-5	.200	0-4	.000	2-2	1.000	1	1	2	1.7	2	1	2	0	0	4	9.7	
at Virginia	11/29/2021		03:01	0-1	.000	0-1	.000	0-0	.000	0	0	0	1.4	0	0	0	1	0	0	8.3	
at Purdue	12/03/2021		07:19	0-2	.000	0-2	.000	1-2	.500	1	0	1	1.4	0	1	2	0	1	1	7.4	
Illinois	12/06/2021		10:14	2-3	.667	1-2	.500	0-0	.000	1	0	1	1.3	0	0	0	1	0	5	7.1	
at Iowa St.	12/09/2021		05:22	0-3	.000	0-2	.000	0-0	.000	0	0	0	1.2	0	0	1	0	0	0	6.4	
vs Utah St.	12/18/2021		07:44	0-3	.000	0-1	.000	0-0	.000	1	2	3	1.4	4	1	0	0	0	0	5.8	
Southeastern La.	12/21/2021		17:25	3-9	.333	2-7	.286	2-2	1.000	0	2	2	1.4	1	1	1	0	1	10	6.2	
Western Ill.	12/29/2021		16:30	5-7	.714	3-3	1.000	0-0	.000	4	1	5	1.7	1	0	0	0	1	13	6.7	
Maryland	01/03/2022		01:54	0-0	.000	0-0	.000	0-0	.000	0	0	0	1.6	0	0	0	0	0	0	6.2	
<b>Totals</b>			<b>0</b>	<b>164:04</b>	<b>29-74</b>	<b>.392</b>	<b>18-52</b>	<b>.346</b>	<b>11-12</b>	<b>.917</b>	<b>11</b>	<b>11</b>	<b>22</b>	<b>1.6</b>	<b>11</b>	<b>10</b>	<b>6</b>	<b>3</b>	<b>4</b>	<b>87</b>	<b>6.2</b>

### CAREER STATISTICS

YEAR	G/GS	FG-A	PCT	3-PT	PCT	FT-A	PCT	REB	AVG	PF-FO	AST	TO	BLK	STL	PTS	AVG
Fresh.	14/0	29-74	.392	18-52	.346	11-12	.917	22	1.6	11-0	10	6	3	4	87	6.2

**GAME 15: IOWA AT WISCONSIN**



**JOE TOUSSAINT**

**#2 • Guard**  
**6-0 • 190 • Junior**  
**Bronx, New York**  
**Cardinal Hayes**

**SEASON HIGHS**

POINTS..... 11 vs. ALABAMA STATE (11/18/21)  
 FGM..... 4, 3X, LAST vs. MARYLAND (1/3/22)  
 FGA..... 8 vs. MARYLAND (1/3/22)  
 3-PT FGM..... 2 vs. ALABAMA STATE (11/18/21)  
 3-PT FGA..... 2, 3X, LAST vs. MARYLAND (1/3/22)  
 FTM..... 3 vs. SE LOUISIANA (12/21/21)  
 FTA..... 4 vs. SE LOUISIANA (12/21/21)  
 REB..... 4, 2X, LAST vs. MARYLAND (1/3/22)  
 AST..... 11 vs. ALABAMA STATE (11/18/21)  
 STL..... 4 vs. LONGWOOD (11/9/21)  
 BLK.....  
 MIN..... 26 AT VIRGINIA (11/29/21)

**CAREER HIGHS**

POINTS..... 18 vs. PENN STATE (1/4/20)  
 FGM..... 7 AT NEBRASKA (1/7/20)  
 FGA..... 18 AT NEBRASKA (1/7/20)  
 3-PT FGM..... 2, 5X, LAST vs. ALABAMA STATE (11/18/21)  
 3-PT FGA..... 5 AT NEBRASKA (1/7/20)  
 FTM..... 9 vs. SAN DIEGO STATE (11/29/19)  
 FTA..... 9 vs. SAN DIEGO STATE (11/29/19)  
 REB..... 8 vs. CAL POLY (11/24/19)  
 AST..... 11 vs. ALABAMA STATE (11/18/21)  
 STL..... 6 AT MARYLAND (1/7/21)  
 BLK..... 1, 3X, LAST vs. W. ILLINOIS (12/3/20)  
 MIN..... 34 AT NEBRASKA (1/7/20)

Opponent	Date	GS	MIN	Total		3-Pointers		Free throws		Rebounds				PF	A	TO	BLK	STL	PTS	AVG	
				FG-FGA	PCT	3FG-3FGA	PCT	FT-FTA	PCT	OFF	DEF	TOT	AVG								
Longwood	11/09/2021	*	16:09	3-3	1.000	1-1	1.000	2-2	1.000	0	0	0	0.0	2	4	0	0	4	9	9.0	
Kansas City	11/12/2021	*	20:23	2-4	.500	0-1	.000	0-0	.000	0	1	1	0.5	0	6	2	0	2	4	6.5	
N.C. Central	11/16/2021	*	18:29	1-5	.200	0-1	.000	0-0	.000	1	1	2	1.0	1	2	0	0	0	2	5.0	
Alabama St.	11/18/2021	*	24:07	4-6	.667	2-2	1.000	1-1	1.000	2	1	3	1.5	0	11	2	0	2	11	6.5	
Western Mich.	11/22/2021	*	17:03	3-6	.500	0-0	.000	0-0	.000	0	1	1	1.4	2	4	1	0	3	6	6.4	
Portland St.	11/26/2021	*	13:12	1-4	.250	0-0	.000	0-0	.000	0	0	0	1.2	2	3	3	0	1	2	5.7	
at Virginia	11/29/2021	*	26:02	4-7	.571	0-1	.000	2-2	1.000	0	3	3	1.4	2	0	0	0	0	10	6.3	
at Purdue	12/03/2021	*	15:34	3-4	.750	1-1	1.000	0-0	.000	0	2	2	1.5	3	4	1	0	1	7	6.4	
Illinois	12/06/2021	*	15:58	1-7	.143	0-2	.000	0-0	.000	2	0	2	1.6	1	3	1	0	1	2	5.9	
at Iowa St.	12/09/2021	*	12:04	0-1	.000	0-0	.000	0-0	.000	0	1	1	1.5	1	0	1	0	0	0	5.3	
vs Utah St.	12/18/2021	*	18:28	2-2	1.000	0-0	.000	0-0	.000	1	0	1	1.5	2	2	3	0	0	4	5.2	
Southeastern La.	12/21/2021	*	16:40	1-1	1.000	0-0	.000	3-4	.750	1	3	4	1.7	3	5	2	0	3	5	5.2	
Western Ill.	12/29/2021	*	13:18	0-1	.000	0-0	.000	2-2	1.000	1	4	5	1.9	1	1	1	0	0	2	4.9	
Maryland	01/03/2022	*	25:25	4-8	.500	1-2	.500	0-0	.000	1	3	4	2.1	2	9	3	0	2	9	5.2	
<b>Totals</b>			<b>14</b>	<b>252:52</b>	<b>29-59</b>	<b>.492</b>	<b>5-11</b>	<b>.455</b>	<b>10-11</b>	<b>.909</b>	<b>9</b>	<b>20</b>	<b>29</b>	<b>2.1</b>	<b>22</b>	<b>54</b>	<b>20</b>	<b>0</b>	<b>20</b>	<b>73</b>	<b>5.2</b>

**CAREER STATISTICS**

YEAR	G/GS	FG-A	PCT	3-PT	PCT	FT-A	PCT	REB	AVG	PF-FO	AST	TO	BLK	STL	PTS	AVG
Fresh.	31/20	68-180	.378	11-37	.297	54-65	.831	62	2.0	62-1	90	62	2	36	201	6.5
Soph.	31/0	42-99	.424	3-11	.273	28-45	.622	37	1.2	49-0	75	45	1	24	115	3.7
Junior	14/14	29-59	.492	5-11	.455	10-11	.909	29	2.1	22-0	54	20	0	20	73	5.2
<b>TOTALS</b>	<b>76/34</b>	<b>139-338</b>	<b>.411</b>	<b>19-59</b>	<b>.322</b>	<b>92-121</b>	<b>.760</b>	<b>128</b>	<b>1.7</b>	<b>133-1</b>	<b>219</b>	<b>127</b>	<b>3</b>	<b>80</b>	<b>389</b>	<b>5.1</b>



**AHRON ULIS**

**#4 • Guard**  
**6-3 • 195 • Sophomore**  
**Chicago Heights, Ill.**  
**Marion Catholic HS**

**SEASON HIGHS**

POINTS..... 12 vs. N.C. CENTRAL (11/16/21)  
 FGM..... 3, 2X, LAST vs. ILLINOIS (12/6/21)  
 FGA..... 6, 2X, LAST vs. ILLINOIS (12/6/21)  
 3-PT FGM..... 1, 3X, LAST vs. ILLINOIS (12/6/21)  
 3-PT FGA..... 2, 2X, LAST vs. ILLINOIS (12/6/21)  
 FTM..... 7 vs. N.C. CENTRAL (11/16/21)  
 FTA..... 8 vs. N.C. CENTRAL (11/16/21)  
 REB..... 4, 2X, LAST vs. UTAH STATE (12/18/21)  
 AST..... 8 vs. WESTERN MICHIGAN (11/22/21)  
 STL..... 3 vs. ILLINOIS (12/6/21)  
 BLK.....  
 MIN..... 24 vs. ILLINOIS (12/6/21)

**CAREER HIGHS**

POINTS..... 12 vs. N.C. CENTRAL (11/16/21)  
 FGM..... 3 vs. LONGWOOD (11/9/21)  
 FGA..... 6 AT PURDUE (12/3/21)  
 3-PT FGM..... 1, 2X, LAST AT PURDUE (12/3/21)  
 3-PT FGA..... 2 vs. ALABAMA STATE (11/18/21)  
 FTM..... 7 vs. N.C. CENTRAL (11/16/21)  
 FTA..... 8 vs. N.C. CENTRAL (11/16/21)  
 REB..... 4, 2X, LAST vs. UTAH STATE (12/18/21)  
 AST..... 8 vs. WESTERN MICHIGAN (11/22/21)  
 STL..... 2 vs. ALABAMA STATE (11/18/21)  
 BLK..... 1 vs. OREGON (3/22/21)  
 MIN..... 24 vs. ILLINOIS (12/6/21)

Opponent	Date	GS	MIN	Total		3-Pointers		Free throws		Rebounds				PF	A	TO	BLK	STL	PTS	AVG	
				FG-FGA	PCT	3FG-3FGA	PCT	FT-FTA	PCT	OFF	DEF	TOT	AVG								
Longwood	11/09/2021		19:34	3-4	.750	0-0	.000	0-0	.000	2	2	4	4.0	3	5	1	0	0	6	6.0	
Kansas City	11/12/2021		13:00	2-2	1.000	0-0	.000	0-1	.000	0	0	0	2.0	0	1	0	0	1	4	5.0	
N.C. Central	11/16/2021		21:31	2-5	.400	1-1	1.000	7-8	.875	0	3	3	2.3	1	4	2	0	1	12	7.3	
Alabama St.	11/18/2021		15:53	0-3	.000	0-2	.000	0-1	.000	0	0	0	1.8	4	1	1	0	2	0	5.5	
Western Mich.	11/22/2021		18:53	1-4	.250	0-0	.000	0-0	.000	0	2	2	1.8	0	8	2	0	1	2	4.8	
Portland St.	11/26/2021		12:21	0-1	.000	0-0	.000	0-0	.000	0	2	2	1.8	1	0	2	0	0	0	4.0	
at Virginia	11/29/2021		12:48	1-2	.500	0-0	.000	0-0	.000	0	2	2	1.9	0	2	0	0	0	2	3.7	
at Purdue	12/03/2021		19:46	2-6	.333	1-1	1.000	2-2	1.000	2	1	3	2.0	4	1	0	0	0	7	4.1	
Illinois	12/06/2021		24:18	3-6	.500	1-2	.500	4-4	1.000	0	0	0	1.8	4	7	0	0	3	11	4.9	
at Iowa St.	12/09/2021		15:28	0-2	.000	0-0	.000	0-0	.000	0	2	2	1.8	1	4	2	0	1	0	4.4	
vs Utah St.	12/18/2021		19:23	1-4	.250	0-1	.000	2-2	1.000	1	3	4	2.0	0	4	2	0	2	4	4.4	
Southeastern La.	12/21/2021		12:59	2-3	.667	0-1	.000	0-0	.000	1	2	3	2.1	3	1	1	0	0	4	4.3	
Western Ill.	12/29/2021		19:26	1-3	.333	0-0	.000	5-5	1.000	0	3	3	2.2	3	5	2	0	1	7	4.5	
Maryland	01/03/2022		14:35	1-2	.500	0-0	.000	0-1	.000	1	1	2	2.1	0	1	0	0	0	2	4.4	
<b>Totals</b>			<b>0</b>	<b>239:55</b>	<b>19-47</b>	<b>.404</b>	<b>3-8</b>	<b>.375</b>	<b>20-24</b>	<b>.833</b>	<b>7</b>	<b>23</b>	<b>30</b>	<b>2.1</b>	<b>24</b>	<b>44</b>	<b>15</b>	<b>0</b>	<b>12</b>	<b>61</b>	<b>4.4</b>

**CAREER STATISTICS**

YEAR	G/GS	FG-A	PCT	3-PT	PCT	FT-A	PCT	REB	AVG	PF-FO	AST	TO	BLK	STL	PTS	AVG
Fresh.	17/0	5-15	.333	0-3	.000	18-20	.900	15	0.9	8-0	20	6	1	1	28	1.6
Soph.	14/0	19-47	.404	3-8	.375	20-24	.833	30	2.1	24-0	44	15	0	12	61	4.4
<b>TOTALS</b>	<b>31/0</b>	<b>24-62</b>	<b>.387</b>	<b>3-11</b>	<b>.273</b>	<b>38-44</b>	<b>.864</b>	<b>45</b>	<b>1.5</b>	<b>32-0</b>	<b>64</b>	<b>21</b>	<b>1</b>	<b>13</b>	<b>89</b>	<b>2.9</b>





# GAME-BY-GAME RESULTS

Overall: 11-3      Big Ten: 1-2      Home: 9-1      Away: 1-2      Neutral: 1-0

Date	Opponent	Result	Attend.	Top Scorer	Top Rebounder
Nov. 9	Longwood	W, 106-73	9,259	Keegan Murray, 24	Murray/Murray/C. McCaffery, 7
Nov. 12	Kansas City	W, 89-57	11,133	Keegan Murray, 25	Filip Rebraca, 13
Nov. 16	N.C. Central	W, 86-69	9,132	Keegan Murray, 27	Keegan Murray, 21
Nov. 18	Alabama State	W, 108-82	9,957	Keegan Murray, 26	Rebraca/Kris Murray, 8
Nov. 22	Western Michigan	W, 109-61	10,044	Keegan Murray, 29	Kris Murray, 8
Nov. 26	Portland State	W, 85-51	11,756	Keegan Murray, 23	Rebraca/Keegan Murray, 9
^ Nov. 29	at Virginia	W, 75-74	13,542	Jordan Bohannon, 20	Keegan Murray, 9
* Dec. 3	at #2 Purdue	L, 70-77	14,804	Patrick McCaffery, 15	Rebraca/Ogundele, 5
* Dec. 6	Illinois	L, 83-87	12,072	Keegan Murray, 19	Filip Rebraca, 8
+ Dec. 9	at #17 Iowa State	L, 53-73	14,267	Jordan Bohannon, 17	Keegan Murray, 7
# Dec. 18	vs. Utah State	W, 94-75	3,250	Keegan Murray, 35	Keegan Murray, 7
Dec. 21	Southeastern Louisiana	W, 93-62	10,891	Keegan Murray, 20	Keegan Murray, 10
Dec. 29	Western Illinois	W, 92-71	15,056	Keegan Murray, 29	Keegan Murray, 10
* Jan. 3	Maryland	W, 80-75	10,327	Keegan Murray, 35	Rebraca/Keegan Murray, 8

^ - Big Ten/ACC Challenge

+ - Iowa Corn Cy-Hawk Series

# - Sioux Falls, South Dakota

\* - Big Ten Conference Game

% - Big Ten Tournament -- Indianapolis





# GAME-BY-GAME STATISTICS

Team	Score	FG-A	PCT	3-PT. FG	PCT	FT-FTA	PCT	REB	PF	AST	TO	BLK	STL
at Iowa	106	36-65	.554	15-33	.455	19-22	.864	43	20	24	8	8	6
Longwood	73	26-74	.351	9-32	.281	12-16	.750	38	22	17	12	0	5
at Iowa	89	34-65	.523	4-16	.250	17-22	.773	39	11	18	8	5	11
Kansas City	57	23-56	.411	7-22	.318	4-6	.667	27	22	12	17	2	4
at Iowa	86	23-61	.377	5-23	.217	35-41	.854	44	14	15	8	4	5
N.C. Central	69	28-59	.475	5-15	.333	8-12	.667	31	30	11	15	3	5
at Iowa	108	38-73	.521	20-44	.455	12-16	.750	44	14	28	10	2	7
Alabama State	82	29-59	.492	11-24	.458	13-19	.684	27	17	17	14	2	8
at Iowa	109	38-72	.528	12-26	.462	21-23	.913	37	9	20	7	6	15
Western Michigan	61	24-63	.381	6-26	.231	7-7	1.000	38	17	14	24	2	6
at Iowa	85	32-66	.485	6-19	.316	15-19	.789	43	12	15	13	4	11
Portland State	51	20-65	.308	4-27	.148	7-9	.778	39	17	10	23	2	8
Iowa	75	30-56	.536	10-21	.476	5-10	.500	30	10	12	4	3	2
at Virginia	74	30-57	.526	9-18	.500	5-9	.556	29	12	16	5	2	0
Iowa	70	25-62	.403	5-21	.238	15-22	.682	30	29	12	9	0	6
at #2 Purdue	77	21-50	.420	8-19	.421	27-37	.730	42	18	14	17	2	5
at Iowa	83	31-69	.449	8-22	.364	13-19	.684	23	21	16	4	5	9
Illinois	87	26-59	.441	11-25	.440	24-28	.857	52	19	16	18	0	4
Iowa	53	17-63	.270	5-27	.185	14-15	.933	32	18	10	12	6	7
at #17 Iowa State	73	27-62	.435	8-25	.320	11-17	.647	50	16	18	16	4	5
Iowa	94	35-64	.547	8-26	.308	16-21	.762	35	21	21	9	4	11
vs. Utah State	75	25-51	.490	8-23	.348	17-24	.708	23	19	18	14	1	4
at Iowa	93	32-68	.471	11-33	.333	18-25	.720	50	15	21	11	3	7
SE Louisiana	62	22-60	.367	8-22	.364	10-17	.588	32	19	15	15	2	4
at Iowa	92	34-63	.540	6-15	.400	18-20	.900	41	12	15	12	8	5
Western Illinois	71	30-72	.417	5-30	.167	6-6	1.000	31	16	4	9	0	6
at Iowa	80	30-61	.492	8-20	.400	12-19	.632	34	15	17	7	4	6
Maryland	75	28-61	.459	9-25	.360	10-17	.588	38	20	11	9	1	6







# SEASON & CAREER BESTS/THE LAST TIME...

## Season Bests

Player	Points	3-Pointers	Rebounds	Assists	Blocks	Steals
Austin Ash	8, Portland St	2, Portland St	2, twice	2, twice	---	---
Jordan Bohannon	20, Virginia	6, twice	2, four times	3, four times	---	3, W. Michigan
Carter Kingsbury	---	---	---	---	---	---
Luc Laketa	3, twice	1, twice	1, Portland St	1, SE Louisiana	---	1, W. Michigan
Connor McCaffery	5, SE Louisiana	1, three times	8, SE Louisiana	7, Portland St	---	2, Portland St
Patrick McCaffery	16, SE Louisiana	2, SE Louisiana	6, Utah State	4, Longwood	2, W. Illinois	2, twice
Riley Mulvey	8, W. Michigan	---	5, Alabama St	1, twice	1, W. Illinois	1, Kansas City
Keegan Murray	35, twice	5, Maryland	21, N.C. Central	4, Alabama St	5, Longwood	3, four times
Kris Murray	17, twice	3, twice	8, twice	2, three times	2, three times	2, three times
Josh Ogundele	7, Purdue	---	5, Purdue	---	2, Illinois	2, Portland St
Tony Perkins	16, Illinois	2, twice	5, Longwood	4, Utah State	1, twice	3, twice
Filip Rebraca	13, Maryland	1, Alabama St	13, Kansas City	2, twice	2, twice	1, twice
Payton Sandfort	21, Alabama St	5, twice	5, W. Illinois	2, twice	1, three times	1, three times
Joe Toussaint	11, Alabama St	2, Alabama St	5, W. Illinois	11, Alabama St	---	4, Longwood
Ahron Ulis	12, N.C. Central	1, three times	4, twice	8, W. Michigan	---	3, Illinois

## Career Bests

Player	Points	3-Pointers	Rebounds	Assists	Blocks	Steals
Austin Ash	9, Savannah St., '18	3, Savannah St., '18	2, five times	2, three times	---	2, Indiana
Jordan Bohannon	30, UAB, '17	8, twice	7, twice	14, Minnesota, '21	1, Nebraska '17	6, Pitt, '18
Carter Kingsbury	---	---	---	---	---	---
Luc Laketa	3, twice	1, twice	1, Portland St, '21	1, SE Louisiana	---	1, W. Michigan
Connor McCaffery	19, UConn, '18	3, twice	13, Michigan, '20	10, Maryland, '21	1, seven times	3, six times
Patrick McCaffery	19, Nebraska, '21	3, Nebraska, '21	6, three times	4, Longwood, '21	2, three times	2, three times
Riley Mulvey	8, W. Michigan, '21	---	5, Alabama St, '21	1, twice	1, W. Illinois	1, Kansas City, '21
Keegan Murray	35, twice	5, Maryland, '21	21, N.C. Central, '21	4, Alabama St, '21	5, Longwood, '21	3, five times
Kris Murray	17, twice	3, twice	8, twice	2, three times	2, three times	2, three times
Josh Ogundele	7, Purdue, '21	---	5, Purdue, '21	---	2, Illinois '21	2, Portland St, '21
Tony Perkins	16, Illinois, '21	2, twice	7, N. Illinois, '20	4, Utah State, '21	1, three times	3, twice
Filip Rebraca	26, South Dakota, '20	2, eight times	16, Denver, '20	5, twice	8, Milwaukee, '19	4, Oral Roberts, '19
Payton Sandfort	21, Alabama St, '21	5, twice	5, W. Illinois	2, twice	1, three times	1, three times
Joe Toussaint	18, Penn State, '20	2, four times	8, Cal Poly, '19	11, Alabama St, '21	1, W. Illinois, '20	6, Maryland, '21
Ahron Ulis	12, N.C. Central, '21	1, three times	4, twice	8, W. Michigan, '21	1, Oregon	3, Illinois, '21

## The Last Time a Player . . .

### Had 30 or more points

Iowa -- 35, Keegan Murray vs. Maryland, 1/3/22  
Opponent -- 30, Marcus Carr, Minnesota, 12/25/20

### Made at least 90% of his FGA (10 att.)

Iowa -- .928 (13-14), Luka Garza vs. Iowa State, 12/11/20  
Opponent -- .900 (9-10), Mike Watkins, Penn State, 2/3/18

### Made 100% of his FTA (10 att.)

Iowa -- 1.000 (10-10), Jordan Bohannon vs. Nebraska 1/6/19  
Opponent -- 1.000 (12-12), Bonzie Colson, Notre Dame, 11/29/16

### Had 15 or more rebounds

Iowa -- 21, Keegan Murray vs. N.C. Central, 11/16/21  
Opponent -- 18, Kofi Cockburn, Illinois, 12/6/21

### Had 10 or more assists

Iowa -- 11, Joe Toussaint vs. Alabama State, 11/18/21  
Opponent -- 10, Cam Mack, Nebraska, 1/7/20

### Had 5 or more blocks

Iowa -- 5, Keegan Murray vs. Longwood, 11/9/21  
Opponent -- 5, Jalen Smith, Maryland, 1/30/20

### Had 5 or more steals

Iowa -- 6, Joe Toussaint at Maryland, 1/7/21  
Opponent -- 5, Chris McNeal, Cincinnati, 12/21/19

## The Last Time a Team . . .

### Scored 100 or more points

Iowa -- 109 vs. Western Michigan, 11/22/21  
Opponent -- 102 by Minnesota, 12/25/20

### Scored 40 or fewer points

Iowa -- 40 at Wisconsin, 3/3/10  
Opponent -- 39 by UNC Wilmington, 11/8/13

### Won an overtime game

Iowa -- 76-70 (OT) at Indiana, 2/22/19  
Opponent -- 102-95 (OT) by Minnesota, 12/25/20

### Made at least 60% of its FGA (20 att.)

Iowa -- .600 (39-65) vs. Kennesaw State, 12/29/19  
Opponent -- .631 (41-65) by Purdue, 2/5/20

### Made at least 50% of its 3-pt. FGA (8 att.)

Iowa -- .632 (12-19) at Wisconsin, 2/18/21  
Opponent -- .500 (9-18) by Virginia, 11/29/21

### Made at least 90% of its FTA (10 att.)

Iowa -- .900 (18-20) vs. Western Illinois, 12/29/21  
Opponent -- .947 (18-19) by San Diego State, 11/29/19





# SEASON HIGHS & LOWS/SPECIALITY STATS

CATEGORY	IOWA		OPPONENTS	
<b>Points</b>	High	109	87	Illinois
	Low	53	51	Portland State
<b>FG Made</b>	High	38	30	Virginia/Western Illinois
	Low	17	20	Portland State
<b>FG Att.</b>	High	73	74	Longwood
	Low	56	50	Purdue
<b>FG%</b>	High	.554	.526	Virginia
	Low	.270	.308	Portland State
<b>3-FG Made</b>	High	20	11	Alabama State/Illinois
	Low	4	4	Portland State
<b>3-FG Att.</b>	High	44	32	Longwood
	Low	16	15	N.C. Central
<b>3-FG%</b>	High	.476	.500	Virginia
	Low	.185	.148	Portland State
<b>FTM</b>	High	35	27	Purdue
	Low	5	4	Kansas City
<b>FTA</b>	High	41	37	Purdue
	Low	10	6	Kansas City
<b>FT% (min. 10)</b>	High	.933	.857	Illinois
	Low	.500	.588	SE Louisiana/Maryland
<b>Off. Reb.</b>	High	18	21	Iowa State
	Low	6	2	Utah State
<b>Def. Reb.</b>	High	37	34	Purdue
	Low	14	19	Western Illinois
<b>Total Reb.</b>	High	50	52	Illinois
	Low	23	23	Utah State
<b>Assists</b>	High	28	18	Iowa State/Utah State
	Low	10	4	Western Illinois
<b>Steals</b>	High	15	8	Alabama St/Portland St
	Low	2	0	Virginia
<b>Blocks</b>	High	8	4	Iowa State
	Low	0	0	Illinois/Western Illinois
<b>Turnovers</b>	High	12	24	Western Michigan
	Low	4	5	Virginia
<b>Fouls</b>	High	29	30	N.C. Central
	Low	9	12	Virginia

## GAME-BY-GAME SPECIALTY STATS

Date	Opponent	Pts. Off	Pts. in	2nd	Bench
		TO's	Paint	Chance	Points
11/9	Longwood	17	36	17	42
11/12	Kansas City	25	58	11	28
11/16	N.C. Central	16	34	15	27
11/18	Alabama State	18	30	23	51
11/22	Western Michigan	36	50	14	63
11/26	Portland State	23	46	17	36
11/29	Virginia	5	30	13	12
12/3	at #2 Purdue	20	34	4	29
12/6	Illinois	26	42	11	43
12/9	at #17 Iowa State	11	20	10	13
12/18	vs. Utah State	18	48	6	25
12/21	SE Louisiana	19	42	14	34
12/29	Western Illinois	9	54	12	32
1/3	Maryland	14	40	17	10
<b>AVG.</b>		<b>18.4</b>	<b>40.3</b>	<b>13.1</b>	<b>31.8</b>

## IOWA AND OPPONENT INDIVIDUAL HIGH PERFORMANCES

CATEGORY	IOWA	OPPONENTS
<b>Points</b>	35	29
<b>Field Goals Made</b>	14 (14-21)	11 (11-14)
<b>Field Goals Attempted</b>	21 (14-21)	16 (7-16)
<b>Field Goal Percentage (min. 5 made)</b>	.800 (8-10)	.889 (8-9)
<b>3-Point Field Goals Made</b>	6 (6-8/6-9)	5 (5-12/9)
<b>3-Point Field Goals Attempted</b>	9 (6-9)	12 (5-12)
<b>3-Point Field Goals Pct. (min. 5 made)</b>	.833 (5-6)	.556 (5-9)
<b>Free Throws Made</b>	9 (9-10)	6 (6-6)
<b>Free Throws Attempted</b>	10 (9-10)	8 (4-8)
<b>Free Throw Pct. (min. 7 made)</b>	.900 (9-10)	---
<b>Offensive Rebounds</b>	9	11
<b>Defensive Rebounds</b>	12	17
<b>Total Rebounds</b>	21	18
<b>Assists</b>	11	6
<b>Steals</b>	4	2
<b>Blocks</b>	5	2
<b>Turnovers</b>	3	6





# 2021-22 IOWA RECORD WHEN...

When playing at home:	9-1	When leading at the half:	10-0	When wearing White:	8-0
When playing on the road:	1-2	When trailing at the half:	1-3	When wearing Black:	1-3
When playing on a neutral court:	1-0	When tied at the half:	0-0	When wearing Gold:	2-0
				When wearing Gray:	0-0
When Iowa scores 100 points or more:	3-0	Iowa field goal percentage at home:	328-663	.495	
When Iowa scores 90-99 points:	3-0	Iowa field goal percentage on road:	107-245	.437	
When Iowa scores 80-89 points:	4-1	Iowa 3-point percentage at home:	95-252	.377	
When Iowa scores 70-79 points:	1-1	Iowa 3-point percentage on road:	28-95	.295	
When Iowa scores under 70 points:	0-1	Iowa free throw percentage at home:	180-226	.796	
		Iowa free throw percentage on road:	50-68	.735	
When opponent scores 100 points or more:	0-0	On Sunday:	0-0		
When opponent scores 90-99 points:	0-0	On Monday:	3-1		
When opponent scores 80-89 points:	1-1	On Tuesday:	3-0		
When opponent scores 70-79 points:	5-2	On Wednesday:	1-0		
When opponent scores 60-69 points:	3-0	On Thursday:	1-1		
When opponent scores fewer than 60 points:	2-0	On Friday:	2-1		
		On Saturday:	1-0		
When Iowa shoots at least 50% from the field:	7-0	On BTN:	7-1		
When Iowa shoots less than 50% from the field:	4-3	On CBS:	0-0		
When opponent shoots at least 50% from the field:	1-0	On ESPN:	0-0		
When opponent shoots less than 50% from the field:	10-3	On ESPN2:	1-1		
When Iowa has higher FG% than opponent:	10-1	On ESPNU:	0-0		
When opponent has higher FG%:	1-2	On B1G+:	3-0		
When FG% is equal:	0-0	On FS1:	0-1		
		On CBS SN:	0-0		
When Iowa outrebounds opponent:	9-0	On NBC SN:	0-0		
When opponent has more rebounds:	2-3	On FOX:	0-0		
When rebounds are equal:	0-0	On TBS:	0-0		
When Iowa shoots at least 80% from the line:	5-1	Most Points, First Half:	63 vs. Alabama State		
When Iowa shoots less than 80% from the line:	7-2	Fewest Points, First Half:	26 at Purdue/Iowa State		
When opponent shoots at least 80% from the line:	3-1	Most Points Allowed, First Half:	44 vs. N.C. Central		
When opponent shoots less than 80% from the line:	9-2	Fewest Points Allowed, First Half:	20 vs. WMU/Portland St		
When Iowa shoots more free throws than opponent:	9-0	Most Points, Second Half:	60 vs. Western Michigan		
When opponent shoots more free throws:	2-3	Fewest Points, Second Half:	27 at Iowa State		
When free throws attempts are equal:	0-0	Most Points Allowed, Second Half:	48 vs. Illinois		
When Iowa has higher FT% than opponent:	8-1	Fewest Points Allowed, Second Half:	25 vs. N.C. Central		
When opponent has higher FT%:	3-2	Largest Halftime Advantage:	29 vs. Western Michigan		
When FT% is equal:	0-0	Largest Halftime Deficit:	13 at Purdue		
When Iowa shoots at least 50% from 3-point range:	0-0				
When Iowa shoots less than 50% from 3-point range:	11-3				
When opponent shoots at least 50% from 3-point range:	1-0				
When opponent shoots less than 50% from 3-point range:	10-3				
When Iowa has a higher 3-point FG% than opponent:	5-0				
When opponent has a higher 3-point FG%:	6-3				
When 3-point FG% is equal:	0-0				
When Iowa has more assists than opponent:	10-0				
When opponent has more assists:	1-2				
When assists are equal:	0-1				
When Iowa has fewer turnovers than opponent:	10-3				
When opponent has fewer turnovers:	1-0				
When turnovers are equal:	0-0				
When Iowa has more steals than opponent:	7-3				
When opponent has more steals:	2-0				
When steals are equal:	2-0				



# UNDER McCAFFERY.. IOWA RECORD WHEN..

When playing at home:	156-45	When leading at the half:	188-39	When wearing White:	144-42
When playing on the road:	44-75	When trailing at the half:	31-111	When wearing Black:	55-96
When playing on a neutral court:	27-33	When tied at the half:	7-4	When wearing Gold:	24-12
				When wearing Gray:	4-4

When Iowa scores 100 points or more:	16-0	Iowa field goal percentage at home:	5521-11860	.466
When Iowa scores 90-99 points:	41-8	Iowa field goal percentage on road:	4583-10548	.434
When Iowa scores 80-89 points:	66-19	Iowa 3-point percentage at home:	1465-4002	.366
When Iowa scores 70-79 points:	73-46	Iowa 3-point percentage on road:	1201-3496	.344
When Iowa scores under 70 points:	31-82	Iowa free throw percentage at home:	3483-4826	.722
		Iowa free throw percentage on road:	2500-3378	.740

When opponent scores 100 points or more:	0-7	On Sunday:	42-25
When opponent scores 90-99 points:	3-25	On Monday:	15-8
When opponent scores 80-89 points:	13-44	On Tuesday:	34-23
When opponent scores 70-79 points:	63-51	On Wednesday:	22-21
When opponent scores 60-69 points:	75-26	On Thursday:	33-35
When opponent scores fewer than 60 points:	73-2	On Friday:	31-16
		On Saturday:	46-25

When Iowa shoots at least 50% from the field:	83-16	On BTN:	97-76
When Iowa shoots less than 50% from the field:	144-139	On CBS:	4-6
When opponent shoots at least 50% from the field:	7-63	On ESPN:	14-19
When opponent shoots less than 50% from the field:	78-92	On ESPN2:	20-18
When Iowa has higher FG% than opponent:	74-27	On ESPNU:	17-9
When opponent has higher FG%:	28-125	On FS1:	15-10
When FG% is equal:	2-2	On FOX:	2-1

When Iowa outrebounds opponent:	168-58	On CBS SN:	1-3
When opponent has more rebounds:	52-87	ON NBC SN:	2-1
When rebounds are equal:	7-10	truTV:	1-0

When Iowa shoots at least 80% from the line:	58-33	Most Points, First Half: 68 vs. Alabama State, '18
When Iowa shoots less than 80% from the line:	169-120	Fewest Points, First Half: 14 vs. Indiana, '13
When opponent shoots at least 80% from the line:	44-37	Most Points Allowed, First Half: 61 at Purdue, '20
When opponent shoots less than 80% from the line:	185-117	Fewest Points Allowed, First Half: 12 vs. UNC Wilmington, '13
When Iowa shoots more free throws than opponent:	188-66	Most Points, Second Half: 63 at Minnesota, '18
When opponent shoots more free throws:	30-84	Fewest Points, Second Half: 15 vs. Northern Iowa, '14
When free throws attempts are equal:	8-5	Most Points Allowed, Second Half: 61 at Oregon, '12
When Iowa has higher FT% than opponent:	150-66	Fewest Points Allowed, Second Half: 16 vs. UNI, '10
When opponent has higher FT%:	74-86	Largest Halftime Advantage: 37 vs. Arkansas-Pine Bluff, '13
When FT% is equal:	3-3	Largest Halftime Deficit: 31 vs. Purdue, '18

When Iowa shoots at least 50% from 3-point range:	32-10
When Iowa shoots less than 50% from 3-point range:	194-146
When opponent shoots at least 50% from 3-point range:	4-28
When opponent shoots less than 50% from 3-point range:	224-127
When Iowa has a higher 3-point FG% than opponent:	162-46
When opponent has a higher 3-point FG%:	59-110
When 3-point FG% is equal:	0-2

When Iowa has more assists than opponent:	171-37
When opponent has more assists:	47-104
When assists are equal:	9-13

When Iowa has fewer turnovers than opponent:	147-55
When opponent has fewer turnovers:	66-86
When turnovers are equal:	15-14
When Iowa has more steals than opponent:	134-48
When opponent has more steals:	69-91
When steals are equal:	24-15



# IOWA SUPERLATIVES UNDER McCAFFERY

## TEAM

### Most Points Scored

1. 116 -- Savannah State (11/13/16)
2. 111 -- SIU Edwardsville (11/26/10)
3. 110 -- Savannah State (12/22/18)
4. **109 -- Western Michigan (11/22/21)**
- 109 -- Md. Eastern Shore (11/14/13)
6. **108 -- Alabama State (11/18/21)**
7. **106 -- Longwood (11/9/21)**
- 106 -- Northern Illinois (12/13/20)

### Fewest Points Allowed

1. 36 -- Howard (11/15/12)
2. 39 -- UNC Wilmington (11/8/13)
- 39 -- Northern Iowa (12/7/10)
4. 40 -- Louisiana Monroe (11/16/10)
5. 41 -- Abilene Christian (11/17/13)

### Field Goals Made

1. 42 -- Savannah State (11/13/16)
- 42 -- Central Arkansas (12/19/11)
3. 41 -- Northern Illinois (12/13/20)
4. 40 -- Coppin State (11/15/15)
5. 39 -- Savannah State (12/22/18)
- 39 -- Kennesaw State (12/29/19)

### Field Goals Attempted

1. 87 -- Savannah State (11/13/16)
- 79 -- Oregon (3/18/12)
- 78 -- Minnesota (12/25/20)
- 77 -- Nebraska (1/7/20)
- 77 -- Nebraska (1/5/17)
- 76 -- North Carolina (12/8/20)
- 76 -- Central Arkansas (12/19/11)
- 76 -- South Dakota (12/4/12)

### Field Goal Percentage (20 Made)

1. .680 -- Illinois (1/20/19)
2. .643 -- Maryland (2/8/15)
3. .630 -- Indiana (1/29/12)
4. .627 -- Michigan (2/5/15)
5. .623 -- Abilene Christian (11/17/13)
6. .617 -- Arkansas-Pine Bluff (12/22/13)

### 3-Point Field Goals Made

1. **20 -- Alabama State (11/18/21) \***
- 19 -- Savannah State (12/22/18)
- 18 -- Savannah State (11/13/16)
- 17 -- North Carolina (12/8/20)
- 16 -- Nebraska (3/4/21)
- 16 -- Maryland (2/25/17)
- 16 -- TCU (3/19/17)

### 3-Point Field Goals Attempted

1. **44 -- Alabama State (11/18/21) \***
- 43 -- Nebraska (3/4/21)
- 43 -- Savannah State (11/13/16)
- 42 -- Savannah State (12/22/18)
5. 40 -- North Carolina (12/8/20)
6. 36 -- Iowa State (12/7/17)

### 3-Point FG Percentage (10 Made)

1. .714 (15-21) Illinois (1/20/19)
2. .632 (12-19) Wisconsin (2/18/21)
3. .619 (13-21) Northern Illinois (11/17/11)
4. .615 (16-26) Maryland (2/25/17)
5. .611 (11-18) Rutgers (1/31/17)

### Free Throws Made

1. 39 -- Indiana (2/21/17)
2. 38 -- Omaha (11/10/13)
3. **35 -- NC Central (11/16/21)**
- 34 -- Green Bay (11/11/18)
- 34 -- Illinois (2/28/18)
6. 33 -- Illinois (1/11/18)

### Free Throws Attempted

1. 49 -- Omaha (11/10/13)
2. 47 -- Indiana (2/21/17)
3. 45 -- Green Bay (11/11/18)
4. 43 -- UM Eastern Shore (11/14/13)
- 43 -- Michigan State (1/28/14)
6. **41 -- NC Central (11/16/21)**
- 41 -- Illinois (2/28/18)

### Free Throw Percentage (10 Made)

1. 1.000 (15-15) Illinois (3/8/20)
- 1.000 (15-15) Virginia (3/27/13)
3. 1.000 (13-13) Purdue (12/28/16)
4. **.933 (14-15) Iowa State (12/9/21)**
5. .929 (26-28) North Florida (12/22/14)
6. .926 (25-27) Penn State (2/28/15)
7. .923 (12-13) Iowa State (12/12/14)

### Most Rebounds

1. 57 -- Western Illinois (12/3/20)
- 57 -- Md. Eastern Shore (11/14/13)
3. 56 -- UNC Wilmington (11/8/13)
- 56 -- Brown (12/3/11)
- 56 -- SC State (12/19/12)
6. 55 -- Minnesota (12/25/20)

### Most Assists

1. 34 -- Northern Illinois (12/29/17)
2. 33 -- Savannah State (11/13/16)
3. 32 -- Central Arkansas (12/19/11)
4. 31 -- Coppin State (11/15/15)
5. 30 -- Savannah State (12/22/18)

### Most Steals

1. 19 -- SIU Edwardsville (11/26/10)
2. 16 -- UMBC (12/6/14)
3. **15 -- Western Michigan (11/22/21)**
- 15 -- Rutgers (1/31/17)
5. 14 -- Kennesaw State (12/29/19)
- 14 -- Maryland (1/19/17)
- 14 -- Marquette (11/19/15)
- 14 -- Penn (11/22/13)
- 14 -- Idaho St (12/4/10)
- 14 -- Chicago St (11/11/11)

### Most Blocked Shots

1. 14 -- Drake (12/19/15) \*
2. 13 -- Illinois (3/5/13)
3. 12 -- UNC Wilmington (11/8/13)
- 12 -- Northern Illinois (11/26/14)
5. 11 -- Michigan State (12/29/15)
6. 10 -- Penn State (2/15/14)
- 10 -- UT-Pan American (11/9/12)

### Fewest Turnovers

1. 3 -- Temple (3/18/16)
- 3 -- Drake (12/19/15)
3. **4 -- Illinois (12/6/21)**
- 4 -- Virginia (11/29/21)
- 4 -- Michigan (1/17/16)
- 4 -- Northwestern (2/15/15)

\* -- denotes school record

## INDIVIDUAL

### Most Points:

1. 44 -- Luka Garza at Michigan (12/6/19)
2. 42 -- Peter Jok vs. Memphis (11/26/16)
3. 41 -- Luka Garza vs. Southern (11/27/20)
4. 38 -- Luka Garza at Indiana (2/13/20)
5. 36 -- Luka Garza vs. Oregon (3/22/21)
6. **35 -- Keegan Murray vs. Maryland (1/3/22)**
- 35 -- Keegan Murray vs. Utah State (12/18/21)**
- 35 -- Luka Garza vs. Western Illinois (12/3/20)
- 35 -- Peter Jok vs. Indiana (2/21/17)

### Field Goals Made

1. 17 -- Luka Garza at Michigan (12/6/19)
2. **14 -- Keegan Murray vs. Maryland (1/3/22)**
- 14 -- Luka Garza vs. Oregon (3/22/21)
- 14 -- Luka Garza vs. Southern (11/27/20)
- 14 -- Luka Garza at Indiana (2/13/20)
5. **13 -- Keegan Murray vs. W. Illinois (12/29/21)**
- 13 -- Keegan Murray vs. Utah State (12/18/21)**
- 13 -- Luka Garza vs. Minnesota (1/10/21)
- 13 -- Luka Garza vs. Iowa State (12/11/20)
- 13 -- Luka Garza vs. Western Illinois (12/3/20)
- 13 -- Luka Garza vs. Penn State (1/4/20)

### Field Goals Attempted

1. 32 -- Luka Garza at Michigan (12/6/19)
2. 28 -- Luka Garza vs. Penn State (2/29/20)
3. 27 -- Luka Garza at Minnesota (12/25/20)
- 24 -- Devyn Marble vs. Wisconsin (1/5/14)
- 24 -- Peter Jok vs. Nebraska (1/5/17)

### 3-Point FG Made

1. 8 -- Jordan Bohannon vs. Nebraska (3/4/21)
- 8 -- Peter Jok vs. Memphis (11/26/16)
- 8 -- Jordan Bohannon vs. Maryland (2/25/17)
- 7 -- Jordan Bohannon vs. N. Carolina (12/8/20)
- 7 -- Jordan Bohannon vs. N'western (2/25/18)
- 7 -- Jordan Bohannon vs Notre Dame (11/29/16)
- 7 -- Jordan Bohannon vs TCU (3/19/17)
- 7 -- Devyn Marble vs Oregon (3/18/12)
- 7 -- Matt Gatens vs Wisconsin (2/23/12)
- 7 -- Matt Gatens vs Indiana (2/19/12)

### 3-Point Field Goals Attempted

1. 16 -- Jordan Bohannon vs. N. Carolina (12/8/20)
2. 15 -- Jordan Bohannon at Notre Dame (12/3/16)
3. 14 -- Jordan Bohannon at Syracuse (12/3/19)
- 14 -- Jordan Bohannon vs. Savannah St. (12/22/18)
- 14 -- Jordan Bohannon vs. N'western (2/25/18)
6. **12 -- Payton Sandfort vs. Alabama St (11/18/21)**
- 12 -- Jordan Bohannon vs. Nebraska (3/4/21)
- 12 -- Jordan Bohannon at Illinois (1/11/18)
- 12 -- Jordan Bohannon vs. Omaha (12/3/16)

### Free Throws Made

1. 22 -- Peter Jok vs. Indiana (2/21/17) \*
2. 14 -- Roy Devyn Marble vs. UNI (12/15/12)
- 14 -- Aaron White vs. Texas (11/20/14)
4. 13 -- Tyler Cook vs. UAB (11/22/17)
- 13 -- Aaron White vs. Wisconsin (1/19/13)

### Most Rebounds:

1. **21 -- Keegan Murray vs. NC Central (11/16/21)**
- 18 -- Luka Garza vs. Wisconsin (1/27/20)
- 18 -- Luka Garza at Nebraska (1/7/20)
- 18 -- Adam Woodbury vs. Wisconsin (2/24/16)
5. 17 -- Luka Garza at Minnesota (12/25/20)
- 17 -- Aaron White vs. Iowa State (12/13/13)

### Most Assists

1. 13 -- Jordan Bohannon vs. TCU (3/19/17)
2. 12 -- Mike Gesell vs. Minnesota (2/14/16)
- 12 -- Mike Gesell vs. Coppin State (11/15/15)
4. **11 -- Joe Toussaint vs. Alabama St (11/18/21)**
- 11 -- Jordan Bohannon vs. Wisconsin (1/23/18)
- 11 -- Jordan Bohannon vs. South Dakota (3/15/17)
- 11 -- Mike Gesell vs. Michigan (3/5/16)
- 11 -- Devyn Marble vs. Wisconsin (2/22/14)
- 11 -- Bryce Cartwright vs. Dayton (3/13/12)
10. 10 -- Connor McCaffery at Maryland (1/7/21)
- 10 -- Jordan Bohannon vs. Minnesota (12/9/19)
- 10 -- Jordan Bohannon vs. Minnesota (1/30/18)
- 10 -- Jordan Bohannon vs. Ohio State (1/4/18)
- 10 -- Jordan Bohannon vs. Indiana (3/9/17)
- 10 -- Mike Gesell vs. Nebraska (1/5/16)
- 10 -- Mike Gesell vs. Tenn. Tech (12/22/15)

### Most Steals

1. 7 -- Eric May vs. SIUE (11/26/10)
- 6 -- Joe Toussaint at Maryland (1/7/21)
- 6 -- Jordan Bohannon vs. Pitt (11/27/18)
- 6 -- Roy Devyn Marble vs. Penn (11/22/13)
- 6 -- Eric May at Wake Forest (11/30/10)
6. 5 -- Joe Toussaint vs. Kennesaw St (12/29/19)
- 5 -- Nicholas Baer vs. Drake (12/16/17)
- 5 -- Isaiah Moss vs. Indiana (3/9/17)
- 5 -- Jarryd Cole at Mich St (3/2/11)
- 5 -- Matt Gatens vs. Idaho St (12/4/10)
- 5 -- Aaron White vs. North Florida (12/22/14)
- 5 -- Mike Gesell at Penn State (2/28/15)

### Most Blocks

1. 7 -- Melsahn Basabe vs. Iowa St (12/10/10)
- 7 -- Gabriel Olaseni vs. Illinois (3/5/13)
3. 6 -- Nicholas Baer at Nebraska (1/5/17)
- 6 -- Jarrod Uthoff vs. Minnesota (2/14/16)
- 6 -- Jarrod Uthoff vs. Michigan State (12/29/15)
- 6 -- Nicholas Baer vs. Drake (12/19/15)
- 6 -- Melsahn Basabe vs. Ohio St (1/4/11)



### Game 1 - Iowa 106, Longwood 73

Official Box Score  
Longwood vs Iowa  
Game Totals - Final Statistics  
November 09, 2021 at Carver-Hawkeye Arena - Iowa City



Table with columns: No., Player, S, Pts, FG, 3FG, FT, OR, DR, TR, PF, A, TO, Blk, Stl, Min, +/-

Shooting By Period table with columns: Period, FG, FG%, 3FG, 3FG%, FT, FT%, and Deadball Rebounds.

Table with columns: No., Player, S, Pts, FG, 3FG, FT, OR, DR, TR, PF, A, TO, Blk, Stl, Min, +/-

Shooting By Period table with columns: Period, FG, FG%, 3FG, 3FG%, FT, FT%, and Deadball Rebounds.

Game Notes table with columns: Score, 1st, 2nd, TOT, Points, LWD, U-I

### Game 3 - Iowa 86, N.C. Central 69

Official Box Score  
N.C. Central vs Iowa  
Game Totals - Final Statistics  
November 16, 2021 at Carver-Hawkeye Arena - Iowa City



Table with columns: No., Player, S, Pts, FG, 3FG, FT, OR, DR, TR, PF, A, TO, Blk, Stl, Min, +/-

Shooting By Period table with columns: Period, FG, FG%, 3FG, 3FG%, FT, FT%, and Deadball Rebounds.

Table with columns: No., Player, S, Pts, FG, 3FG, FT, OR, DR, TR, PF, A, TO, Blk, Stl, Min, +/-

Shooting By Period table with columns: Period, FG, FG%, 3FG, 3FG%, FT, FT%, and Deadball Rebounds.

Game Notes table with columns: Score, 1st, 2nd, TOT, Points, NCC, U-I

### Game 2 - Iowa 89, Kansas City 57

Official Box Score  
Kansas City vs Iowa  
Game Totals - Final Statistics  
November 12, 2021 at Carver-Hawkeye Arena - Iowa City



Table with columns: No., Player, S, Pts, FG, 3FG, FT, OR, DR, TR, PF, A, TO, Blk, Stl, Min, +/-

Shooting By Period table with columns: Period, FG, FG%, 3FG, 3FG%, FT, FT%, and Deadball Rebounds.

Table with columns: No., Player, S, Pts, FG, 3FG, FT, OR, DR, TR, PF, A, TO, Blk, Stl, Min, +/-

Shooting By Period table with columns: Period, FG, FG%, 3FG, 3FG%, FT, FT%, and Deadball Rebounds.

Game Notes table with columns: Score, 1st, 2nd, TOT, Points, K-C, U-I

### Game 4 - Iowa 108, Alabama State 82

Official Box Score  
Alabama St. vs Iowa  
Game Totals - Final Statistics  
November 18, 2021 at Carver-Hawkeye Arena - Iowa City



Table with columns: No., Player, S, Pts, FG, 3FG, FT, OR, DR, TR, PF, A, TO, Blk, Stl, Min, +/-

Shooting By Period table with columns: Period, FG, FG%, 3FG, 3FG%, FT, FT%, and Deadball Rebounds.

Table with columns: No., Player, S, Pts, FG, 3FG, FT, OR, DR, TR, PF, A, TO, Blk, Stl, Min, +/-

Shooting By Period table with columns: Period, FG, FG%, 3FG, 3FG%, FT, FT%, and Deadball Rebounds.

Game Notes table with columns: Score, 1st, 2nd, TOT, Points, ASU, U-I











## 2021-22 Iowa Men's Basketball Combined Team Statistics In Conference games

### Game Records

Record	Overall	Home	Away	Neutral
ALL GAMES	1-2	1-1	0-1	0-0
CONFERENCE	1-2	1-1	0-1	0-0
NON-CONFERENCE	0-0	0-0	0-0	0-0

### Score by Periods

Team	1st	2nd	OT	TOT
Iowa	98	135	0	233
Opponents	118	121	0	239

### Team Box Score

No.	Player				Total		3-Point		F-Throw		Rebounds											
		GP-GS	MIN	AVG	FG-FGA	FG%	3FG-3FGA	3FG%	FT-FTA	FT%	OFF	DEF	TOT	AVG	PF	DQ	A	TO	BLK	STL	PTS	AVG
15	MURRAY, Keegan	2-2	67:52	33.9	21-36	.583	6-10	.600	6-10	.600	5	5	10	5.0	2	0	1	2	5	4	54	27.0
11	PERKINS, Tony	3-0	60:10	20.1	13-25	.520	3-7	.429	7-8	.875	1	3	4	1.3	8	0	3	3	0	4	36	12.0
22	MCCAFFERY, Patrick	3-3	73:50	24.6	11-32	.344	3-8	.375	7-11	.636	3	9	12	4.0	3	0	3	0	0	0	32	10.7
24	MURRAY, Kris	3-1	52:18	17.4	8-20	.400	2-9	.222	3-4	.750	2	8	10	3.3	7	0	3	2	1	1	21	7.0
4	ULIS, Ahron	3-0	58:39	19.6	6-14	.429	2-3	.667	6-7	.857	3	2	5	1.7	8	0	9	0	0	3	20	6.7
0	REBRACA, Filip	3-3	70:38	23.5	8-14	.571	0-2	.000	3-7	.429	4	13	17	5.7	12	1	3	1	0	0	19	6.3
2	TOUSSAINT, Joe	3-3	56:57	19.0	8-19	.421	2-5	.400	0-0	.000	3	5	8	2.7	6	0	16	5	0	5	18	6.0
3	BOHANNON, Jordan	3-3	66:26	22.1	5-15	.333	1-7	.143	5-6	.833	0	2	2	0.7	6	0	3	2	0	0	16	5.3
23	OGUNDELE, Josh	2-0	18:14	9.1	3-4	.750	0-0	.000	1-3	.333	1	4	5	2.5	3	0	0	1	2	0	7	3.5
20	SANDFORT, Payton	3-0	19:27	6.5	2-5	.400	1-4	.250	1-2	.500	2	0	2	0.7	0	0	1	2	1	1	6	2.0
30	MCCAFFERY, Connor	3-0	52:39	17.6	1-8	.125	1-8	.125	1-2	.500	0	3	3	1.0	8	0	3	1	0	3	4	1.3
44	MULVEY, Riley	1-0	02:50	2.8	0-0	.000	0-0	.000	0-0	.000	0	1	1	1.0	2	0	0	1	0	0	0	0.0
Team											2	6	8									
<b>Total</b>		<b>3</b>	<b>600</b>		<b>86-192</b>	<b>.448</b>	<b>21-63</b>	<b>.333</b>	<b>40-60</b>	<b>.667</b>	<b>26</b>	<b>61</b>	<b>87</b>	<b>29.0</b>	<b>65</b>	<b>1</b>	<b>45</b>	<b>20</b>	<b>9</b>	<b>21</b>	<b>233</b>	<b>77.7</b>
<b>Opponents</b>		<b>3</b>	<b>600</b>		<b>75-170</b>	<b>.441</b>	<b>28-69</b>	<b>.406</b>	<b>61-82</b>	<b>.744</b>	<b>40</b>	<b>92</b>	<b>132</b>	<b>44.0</b>	<b>57</b>	<b>1</b>	<b>41</b>	<b>44</b>	<b>3</b>	<b>15</b>	<b>239</b>	<b>79.7</b>

### Team Statistics

	IOWA	OPP
<b>Scoring</b>	<b>233</b>	<b>239</b>
Points per game	77.7	79.7
Scoring margin	-2.0	-
<b>Field goals-att</b>	<b>86-192</b>	<b>75-170</b>
Field goal pct	.448	.441
<b>3 point fg-att</b>	<b>21-63</b>	<b>28-69</b>
3-point FG pct	.333	.406
3-pt FG made per game	7.0	9.3
<b>Free throws-att</b>	<b>40-60</b>	<b>61-82</b>
Free throw pct	.667	.744
F-Throws made per game	13.3	20.3
<b>Rebounds</b>	<b>87</b>	<b>132</b>
Rebounds per game	29.0	44.0
Rebounding margin	-15.0	-
<b>Assists</b>	<b>45</b>	<b>41</b>
Assists per game	15.0	13.7
<b>Turnovers</b>	<b>20</b>	<b>44</b>
Turnovers per game	6.7	14.7
Turnover margin	+8.0	-
Assist/turnover ratio	2.3	0.9
<b>Steals</b>	<b>21</b>	<b>15</b>
Steals per game	7.0	5.0
<b>Blocks</b>	<b>9</b>	<b>3</b>
Blocks per game	3.0	1.0
<b>Winning streak</b>	<b>1</b>	<b>-</b>
Home win streak	1	-
<b>Attendance</b>	<b>22399</b>	<b>14804</b>
Home games-Avg/Game	2-11200	1-14804
Neutral site-Avg/Game	-	0-0

### Team Results

Date	Opponent		Score	Att.
12/03/2021	at Purdue	L	70-77	14804
12/06/2021	Illinois	L	83-87	12072
01/03/2022	Maryland	W	80-75	10327



## 2021-22 Iowa Men's Basketball Combined Team Statistics All games

### Game Records

Record	Overall	Home	Away	Neutral
ALL GAMES	11-3	9-1	1-2	1-0
CONFERENCE	1-2	1-1	0-1	0-0
NON-CONFERENCE	10-1	8-0	1-1	1-0

### Score by Periods

Team	1st	2nd	OT	TOT
Iowa	601	622	0	1223
Opponents	464	523	0	987

### Team Box Score


No.	Player	Total			3-Point			F-Throw		Rebounds				PF		DQ		A		TO		BLK		STL		PTS		AVG	
		GP-GS	MIN	AVG	FG-FGA	FG%	3FG-3FGA	3FG%	FT-FTA	FT%	OFF	DEF	TOT	AVG	PF	DQ	A	TO	BLK	STL	PTS	AVG							
15	MURRAY, Keegan	13-13	377:17	29.0	122-206	.592	21-59	.356	54-66	.818	40	66	106	8.2	19	0	18	14	27	20	319	24.5							
22	MCCAFFERY, Patrick	12-12	281:47	23.5	47-111	.423	11-34	.324	30-36	.833	6	34	40	3.3	5	0	21	9	4	7	135	11.3							
3	BOHANNON, Jordan	14-14	328:33	23.5	45-108	.417	32-81	.395	28-30	.933	1	13	14	1.0	21	0	20	7	0	7	150	10.7							
24	MURRAY, Kris	13-1	217:40	16.7	45-92	.489	16-36	.444	13-22	.591	26	35	61	4.7	25	0	13	8	12	9	119	9.2							
11	PERKINS, Tony	14-0	253:14	18.1	40-90	.444	8-25	.320	29-32	.906	8	19	27	1.9	26	0	18	12	2	17	117	8.4							
20	SANDFORT, Payton	14-0	164:04	11.7	29-74	.392	18-52	.346	11-12	.917	11	11	22	1.6	11	0	10	6	3	4	87	6.2							
0	REBRACA, Filip	14-14	292:18	20.9	34-58	.586	1-4	.250	17-33	.515	22	65	87	6.2	31	1	9	13	8	2	86	6.1							
2	TOUSSAINT, Joe	14-14	252:52	18.1	29-59	.492	5-11	.455	10-11	.909	9	20	29	2.1	22	0	54	20	0	20	73	5.2							
4	ULIS, Ahron	14-0	239:55	17.1	19-47	.404	3-8	.375	20-24	.833	7	23	30	2.1	24	0	44	15	0	12	61	4.4							
13	ASH, Austin	9-0	50:37	5.6	10-25	.400	3-16	.188	6-8	.750	3	2	5	0.6	4	0	6	4	0	0	29	3.2							
44	MULVEY, Riley	9-0	51:38	5.7	4-7	.571	0-0	.000	4-4	1.000	4	10	14	1.6	7	0	2	3	2	0	12	1.3							
23	OGUNDELE, Josh	9-0	42:00	4.7	5-8	.625	0-0	.000	2-6	.333	3	10	13	1.4	6	0	0	4	4	2	12	1.3							
30	MCCAFFERY, Connor	14-2	225:47	16.1	4-19	.211	3-17	.176	6-10	.600	8	29	37	2.6	19	0	28	5	0	7	17	1.2							
25	LAKETA, Luc	7-0	22:18	3.2	2-4	.500	2-3	.667	0-0	.000	1	0	1	0.1	0	0	1	1	0	1	6	0.9							
Team											15	24	39					1											
<b>Total</b>		<b>14</b>	<b>2800</b>		<b>435-908</b>	<b>.479</b>	<b>123-346</b>	<b>.355</b>	<b>230-294</b>	<b>.782</b>	<b>164</b>	<b>361</b>	<b>525</b>	<b>37.5</b>	<b>220</b>	<b>1</b>	<b>244</b>	<b>122</b>	<b>62</b>	<b>108</b>	<b>1223</b>	<b>87.4</b>							
<b>Opponents</b>		<b>14</b>	<b>2800</b>		<b>359-848</b>	<b>.423</b>	<b>108-333</b>	<b>.324</b>	<b>161-224</b>	<b>.719</b>	<b>153</b>	<b>344</b>	<b>497</b>	<b>35.5</b>	<b>264</b>	<b>4</b>	<b>193</b>	<b>208</b>	<b>23</b>	<b>70</b>	<b>987</b>	<b>70.5</b>							

### Team Statistics

	IOWA	OPP
<b>Scoring</b>	<b>1223</b>	<b>987</b>
Points per game	87.4	70.5
Scoring margin	+16.9	-
<b>Field goals-att</b>	<b>435-908</b>	<b>359-848</b>
Field goal pct	.479	.423
<b>3 point fg-att</b>	<b>123-346</b>	<b>108-333</b>
3-point FG pct	.355	.324
3-pt FG made per game	8.8	7.7
<b>Free throws-att</b>	<b>230-294</b>	<b>161-224</b>
Free throw pct	.782	.719
F-Throws made per game	16.4	11.5
<b>Rebounds</b>	<b>525</b>	<b>497</b>
Rebounds per game	37.5	35.5
Rebounding margin	+2.0	-
<b>Assists</b>	<b>244</b>	<b>193</b>
Assists per game	17.4	13.8
<b>Turnovers</b>	<b>122</b>	<b>208</b>
Turnovers per game	8.7	14.9
Turnover margin	+6.1	-
Assist/turnover ratio	2.0	0.9
<b>Steals</b>	<b>108</b>	<b>70</b>
Steals per game	7.7	5.0
<b>Blocks</b>	<b>62</b>	<b>23</b>
Blocks per game	4.4	1.6
<b>Winning streak</b>	<b>4</b>	<b>-</b>
Home win streak	3	-
<b>Attendance</b>	<b>109627</b>	<b>42613</b>
Home games-Avg/Game	10-10963	3-14204
Neutral site-Avg/Game	-	1-3250

### Team Results

Date	Opponent		Score	Att.
11/09/2021	Longwood	W	106-73	9259
11/12/2021	Kansas City	W	89-57	11133
11/16/2021	N.C. Central	W	86-69	9132
11/18/2021	Alabama St.	W	108-82	9957
11/22/2021	Western Mich.	W	109-61	10044
11/26/2021	Portland St.	W	85-51	11756
11/29/2021	at Virginia	W	75-74	13542
12/03/2021	at Purdue	L	70-77	14804
12/06/2021	Illinois	L	83-87	12072
12/09/2021	at Iowa St.	L	53-73	14267
12/18/2021	vs Utah St.	W	94-75	3250
12/21/2021	Southeastern La.	W	93-62	10891
12/29/2021	Western Ill.	W	92-71	15056
01/03/2022	Maryland	W	80-75	10327



0

**Filip Rebraca • F**

	MIN	PTS	REB	BLK	AST	FG%	FT%
SEASON	20.9	6.1	6.2	0.6	0.6	.586	.515
BIG TEN	23.5	6.3	5.7	0.0	1.0	.571	.429
CAREER	27.6	12.0	7.3	0.8	1.1	.543	.617

**6-9 • 230 • Sr. • Somber, Serbia**

- 6.2 rebounding average ranks second on team
- Season-high 13 points vs Maryland, along with 8 rebounds
- Transfer from University of North Dakota
- Reached double figures 27 times last season
- Named 2021 All-Summit League Honorable Mention



2

**Joe Toussaint • G**

	MIN	PTS	REB	AST	STL	FG%	FT%
SEASON	18.1	5.2	2.1	3.9	1.4	.492	.909
BIG TEN	19.0	6.0	2.7	5.3	1.7	.421	---
CAREER	15.2	5.1	1.7	2.9	1.1	.411	.760

**6-0 • 190 • Jr. • Bronx, N.Y.**

- 9 points and 9 rebounds vs Maryland; 10 points including game-winner with 8 seconds remaining at Virginia
- Leads Iowa in assists (3.9) and second in steals (1.4) per game; scoring average up from 3.7 ppg last season
- Scored in double figures 12 times as a Hawkeye



3

**Jordan Bohannon • G**

	MIN	PTS	REB	AST	STL	FG%	FT%
SEASON	23.5	10.7	1.0	1.4	0.5	.417	.933
BIG TEN	22.1	5.3	0.7	1.0	0.0	.333	.833
CAREER	29.4	11.4	2.3	4.2	0.7	.392	.891

**6-1 • 175 • Sixth Year Sr. • Marion, Iowa**

- Thursday will be his 158th game, setting a new NCAA record
- Four 3-pt FG from 400 and 10 3-pt FGA from 1,000
- Broke Jon Diebler's all-time B1G 3-point record on Nov. 18
- School record holder in career 3-pointers made (396), games played (157), assists (659), and FT% (.891, 318-357)



4

**Ahron Ulis • G**

	MIN	PTS	REB	AST	STL	FG%	FT%
SEASON	17.1	4.4	2.1	3.1	0.9	.404	.833
BIG TEN	19.6	6.7	1.7	3.0	1.0	.429	.857
CAREER	11.6	2.9	1.5	2.1	0.4	.387	.864

**6-3 • 195 • So. • Chicago Heights, Ill.**

- Averaging 6.7 points and 3 assists in conference play
- 11 points and personal-best 7 assists vs Illinois
- Leads team in assist-to-turnover ratio (2.93) and is second in assists per game (3.1)
- Missed just two free throw attempts in 2021 (18-20, .900)




11

**Tony Perkins • G**

	MIN	PTS	REB	AST	STL	FG%	FT%
SEASON	18.1	8.4	1.9	1.3	1.2	.444	.906
BIG TEN	20.1	12.0	1.3	1.0	1.3	.520	.875
CAREER	10.6	4.1	1.5	0.9	0.6	.447	.766

**6-4 • 205 • So. • Indianapolis, Ind.**

- Averaging 12 pts in Big Ten play; 14 points at Purdue and 16 points vs Illinois. Scored double-figures 5x this season
- 29-of-32 (.906) from the free throw line this season
- Averaging 8.4 ppg, up from 1.6 ppg as a freshman
- Saw action in 24 games a freshman last season




15

**Keegan Murray • F**

	MIN	PTS	REB	AST	BLK	FG%	FT%
SEASON	29.0	24.5	8.2	1.4	2.1	.592	.818
BIG TEN	33.9	27.0	5.0	0.5	2.5	.583	.600
CAREER	21.2	12.3	6.0	0.8	1.5	.554	.790

**6-8 • 225 • So. • Cedar Rapids, Iowa**

- 3x Big Ten Player of the Week (Nov. 22; Dec. 20; Jan. 3)
- Nation's leading scorer (24.5); 3 double-doubles this season
- Scoring average is up 17.3 points from last season (7.2 ppg)
- Leads Iowa in scoring (24.5), rebounding (8.2), blocks (2.1), and steals (1.5); scored 20 points in 10-of-13 games played




20

**Payton Sandfort • G**

	MIN	PTS	REB	AST	STL	FG%	FT%
SEASON	11.7	6.2	1.6	0.7	0.3	.392	.917
BIG TEN	6.5	2.0	0.7	0.5	0.3	.400	.500
CAREER	11.7	6.2	1.6	0.7	0.3	.392	.917

**6-7 • 215 • Fr. • Waukee, Iowa**

- Scored double figures four times this season
- 21 points and five 3-pointers vs. Alabama State (Nov. 18)
- 19 points and five 3-pointers vs. Western Michigan (Nov. 22)
- Third on the team in 3-pointers made (18) on 52 attempts (.346); shooting 11-of-12 (.917) on free throws




22

**Patrick McCaffery • F**

	MIN	PTS	REB	AST	STL	FG%	FT%
SEASON	23.5	11.3	3.3	1.8	0.6	.423	.833
BIG TEN	24.6	10.7	4.0	1.0	0.0	.344	.636
CAREER	17.0	6.7	2.8	1.1	0.4	.426	.766

**6-9 • 200 • RS So. • Iowa City, Iowa**

- Led team with 15 points and 5 rebounds at Purdue; last-second block sealed the Hawkeye victory at Virginia
- Scored double figures nine times this season
- Five or more points in each game played this season
- Iowa's second leading scorer behind Murray with 11.3 ppg



23

**Josh Ogundele • C**

	MIN	PTS	REB	BLK	FG%	FT%	
SEASON	4.7	1.3	1.4	0.0	0.4	.625	.333
BIG TEN	9.1	3.5	2.5	0.0	1.0	.750	.333
CAREER	3.5	1.1	1.2	0.0	0.2	.571	.300

**6-11 • 265 • So. • Worcester, Mass.**

- Personal-best 7 points and 5 rebounds at Purdue
- Has seen action in nine games this season
- Second London native to be recruited by Fran McCaffery (Gabe Olaseni, 2012-15); moved to U.S. at 16 years old
- Played a season-high 16 minutes at Purdue




24

**Kris Murray • F**

	MIN	PTS	REB	BLK	AST	FG%	FT%
SEASON	16.7	9.2	4.7	0.9	1.0	.489	.591
BIG TEN	17.4	7.0	3.3	0.3	1.0	.400	.750
CAREER	10.0	4.9	2.7	0.5	0.5	.457	.625

**6-8 • 225 • So. • Cedar Rapids, Iowa**

- 16-of-36 (.444) from 3-FG%; has scored double digits in 6 games, including high of 17 vs. Alabama State
- Son of former Hawkeye Kenyon Murray (1993-96); named after father's former teammate Chris Street, who died in an auto accident midway through his junior season in 1993




30

**Connor McCaffery • G/F**

	MIN	PTS	REB	AST	STL	FG%	FT%
SEASON	16.1	1.2	2.6	2.0	0.5	.211	.600
BIG TEN	17.6	1.3	1.0	1.0	1.0	.125	.500
CAREER	22.4	4.1	2.7	3.3	0.8	.339	.730

**6-5 • 220 • RS Sr. • Iowa City, Iowa**

- Season and game-high 7 assists versus Portland State
- 5.6 assist-to-turnover ratio (28 assists; 5 turns) this year; fourth in the nation in assist-to-turnover ratio (3.73) in 2021
- Two sport athlete (baseball and basketball)
- 112 assists in 2021; 11th most by a JR in program history



44

**Riley Mulvey • C**

	MIN	PTS	REB	AST	BLK	FG%	FT%
SEASON	5.7	1.3	1.6	0.2	0.2	.571	1.000
BIG TEN	2.8	0.0	1.0	0.0	0.0	---	---
CAREER	5.7	1.3	1.6	0.2	0.2	.571	1.000

**6-11 • 245 • Fr. • Rotterdam, New York**

- Netted a personal-best 8 points vs. Western Michigan
- 5 rebounds and 2-of-2 from the free throw line versus Alabama State
- Second-ranked 2022 junior in Connecticut before reclassifying and ranked as the No. 5 player in 2021