



IOWA HAWKEYES

12-4 Overall, 2-3 Big Ten

3 FINAL FOURS | 8 BIG TEN CHAMPIONSHIPS | 2 BIG TEN TOURNAMENT TITLES | 27 NCAA TOURNAMENTS

IOWA (12-4, 2-3) at MINNESOTA (10-4, 1-4)

Jan. 16, 2022 // Minneapolis, Minnesota // Williams Arena // 1 p.m. CT

IOWA HAWKEYES (Previous Game Starters)

Pos.	No.	Name	Ht.	Wt.	Yr.	Hometown	Statistical Summary
G	2	Joe Toussaint	6-0	190	Jr.	Bronx, New York	5.3 ppg, 1.8 rpg, 3.7 apg
G	3	Jordan Bohannon	6-1	175	RS-Sr.	Marion, Iowa	10.8 ppg, 0.9 rpg, 1.5 apg
F	22	Patrick McCaffery	6-9	200	RS-So.	Iowa City, Iowa	10.7 ppg, 3.4 rpg, 1.7 apg
F	15	Keegan Murray	6-8	225	So.	Cedar Rapids, Iowa	23.9 ppg, 8.0 rpg, 2.1 bpg
F	0	Filip Rebraca	6-9	230	Sr.	Sombor, Serbia	5.8 ppg, 5.8 rpg, 0.6 apg

Head Coach: Fran McCaffery (Penn, 1979); 12th Season at Iowa (228-156); 24th Season Overall (479-333)

GAME #16 STORYLINES

- Iowa has limited its turnovers in each of the first 16 games. The Hawkeyes are second in the country in assist-to-turnover ratio (1.92); third in fewest turnovers per game (8.9); and seventh in turnover margin (6.1).
- Keegan Murray is tops in the country in points per game (23.9); 24th in field goal percentage (.593); 41st in blocks per contest (2.1); and 70th in free throws made (60). Murray is a three-time Big Ten Player of the Week honoree, and selected to the Wooden Award Mid-Season Top 25 List and the Lute Olson National Player of the Year Watch List.
- Iowa ranks No. 22 in the NCAA NET, while Minnesota is ranked No. 61. The Hawkeyes have three Quad 2 victories on their resume.
- Keegan and Kris Murray have all 11 of Iowa's top individual scoring games this season. Keegan has 10, including the top four, while Kris has one.
- Iowa is tops in the Big Ten and fourth nationally in scoring offense (86.5). The Hawkeyes have ranked first in the Big Ten in scoring offense the last three seasons. Iowa's 83.7 points per game average in 2021 is its highest since the 1988-89 season (89.6). The Hawkeyes have led the conference in scoring four of the last eight seasons.
- Kris Murray leads the squad in 3-point accuracy, making 43.5 percent (20-of-46) of his attempts, while Jordan Bohannon is second (.383, 36-of-94). Bohannon is one of 20 players in NCAA history, and fifth player from a Power 5 Conference, to make 400 triples in a career.
- Jordan Bohannon is Iowa's career leader in assists (663), free throw percentage (.884), games played (159), and 3-pointers (400). Bohannon became the NCAA all-time leader in games played on Jan. 6 at Wisconsin, surpassing Ohio State's David Lighty (2007-11).
- The Hawkeyes have had scoring runs of 10-0 or more a combined 15 times in 16 games.
- Jordan Bohannon (110) and Connor McCaffery (91) rank second and fourth, respectively, in most career wins among active Big Ten players.
- Iowa has been making the most of its trips to the foul line. The Hawkeyes are shooting 77.5 percent from the foul line. Iowa is tops in the Big Ten and 20th nationally in free throw accuracy. The Hawkeyes have made (262) nearly more free throws than their opponents have attempted (268). The 262 free throw makes are 10th most in the NCAA.
- Fran McCaffery has coached a first-team All-Big Ten honoree six of the last eight years. He has guided Iowa to 20+ wins seven of the last nine seasons and Big Ten upper division finishes eight of the last nine years. Iowa, Michigan State, and Wisconsin have each recorded a Big Ten-best eight first division finishes since 2013.
- Iowa is the only Division I program with two sets of brothers on the 2021-22 roster, with one being identical twins. Connor and Patrick McCaffery are two years apart, while Keegan and Kris Murray are identical twins. The Murray twins are one of five twins on Division I rosters this season (Arizona State, San Diego State, SIUE, and Wisconsin).

2021-22 SCHEDULE/RESULTS

Date	Opponent (TV)	Time
Nov. 9	Longwood	W, 106-73
Nov. 12	Kansas City	W, 89-57
Nov. 16	N.C. Central	W, 86-69
Nov. 18	Alabama State	W, 108-82
Nov. 22	Western Michigan	W, 109-61
Nov. 26	Portland State	W, 85-51
Nov. 29	at Virginia %	W, 75-74
Dec. 3	at #2 Purdue	L, 70-77
Dec. 6	Illinois	L, 83-87
Dec. 9	at #17 Iowa State +	L, 53-73
Dec. 18	vs. Utah State ^	W, 94-75
Dec. 21	Southeastern Louisiana	W, 93-62
Dec. 29	Western Illinois	W, 92-71
Jan. 3	Maryland	W, 80-75
Jan. 6	at #23 Wisconsin	L, 78-87
Jan. 13	Indiana	W, 83-74
Jan. 16	at Minnesota (B1G Network)	1 p.m.
Jan. 19	at Rutgers (B1G Network)	7:30 p.m.
Jan. 22	Penn State (B1G Network)	TBD
Jan. 27	Purdue (FS1)	8 p.m.
Jan. 31	at Penn State (B1G Network)	6 p.m.
Feb. 3	at Ohio State (FS1)	7 p.m.
Feb. 6	Minnesota (B1G Network)	3:30 p.m.
Feb. 10	at Maryland (ESPN2)	6 p.m.
Feb. 13	Nebraska (FS1)	2 p.m.
Feb. 17	Michigan (ESPN/2)	6 p.m.
Feb. 22	Michigan State (ESPN/2)	6 p.m.
Feb. 25	at Nebraska (FS1)	8 p.m.
Feb. 28	Northwestern (B1G Network)	8 p.m.
March 3	at Michigan (FS1)	8 p.m.
March 6	at Illinois (FS1)	6:30 p.m.
March 9-13	at Big Ten Tournament *	

all times listed are central

^ -- played at Sioux Falls, South Dakota

% -- Big Ten/ACC Men's Basketball Challenge

+ -- Iowa Corn Cy-Hawk Series

* -- Big Ten Tournament - Indianapolis

PRONUNCIATION GUIDE

Luc Laketa	LUKE Luh-KET-uh
Josh Ogundele	Oh-GOON-duh-lay
Filip Rebraca	Reh-BRAH-chuh
Kirk Speraw	SPEAR-awe
Joe Toussaint	two-SAHNT
Ahron Ulis	YOU-liss

MULTIMEDIA GAME INFORMATION

TELEVISION

- Big Ten Network

MOBILE APPS/ONLINE

- FOX SPORTS APP
- Cory Provus (PxP)
- Brian Butch (analyst)

RADIO

- Hawkeye Radio Network
- XM 384
- Gary Dolphin (PxP)
- Bob Hansen (analyst)

LIVE STATISTICS

- StatBroadcast
- hawkeyesports.com



INSIDE THE NUMBERS

	IOWA	MINN
Scoring Average	86.5	69.6
Scoring Defense	71.8	65.3
Scoring Margin	+14.8	+4.3
FG%	.478	.450
FG% Defense	.433	.425
FT%	.775	.704
3-PT FG%	.354	.340
3-PT FG% Defense	.323	.277
Rebound Margin	+0.9	-5.2
Assists Per Game	17.0	12.3
Turnovers Per Game	8.9	9.1
Steals Per Game	7.9	6.1
Blocks Per Game	4.8	3.1

MISCELLANEOUS STATS

Double-Figure Scoring Games...

Player	16-18	18-19	19-20	20-21	21-22	Career
Jordan Bohannon	39	20	4	15	10	88
Filip Rebraca	---	9	26	25	1	61
Keegan Murray	---	---	---	8	14	22
Patrick McCaffery	---	---	---	6	10	16
Joe Toussaint	---	---	8	2	2	12
Connor McCaffery	---	3	6	2	---	11
Kris Murray	---	---	---	---	8	8
Tony Perkins	---	---	---	---	5	5
Payton Sandfort	---	---	---	---	4	4
Ahron Ulis	---	---	---	---	2	2

20-Point Scoring Games...

Player	16-18	18-19	19-20	20-21	21-22	Career
Jordan Bohannon	13	3	1	4	1	22
Keegan Murray	---	---	---	---	11	11
Payton Sandfort	---	---	---	---	1	1
Kris Murray	---	---	---	---	1	1

Double-Figure Rebounding Games...

Player	16-18	18-19	19-20	20-21	21-22	Career
Filip Rebraca	---	3	14	5	1	23
Keegan Murray	---	---	---	1	3	4
Connor McCaffery	---	---	1	---	---	1
Kris Murray	---	---	---	---	1	1

Double-Doubles...

Player	16-18	18-19	19-20	20-21	21-22	Career
Filip Rebraca	---	1	12	5	---	18
Jordan Bohannon	6	---	---	1	---	7
Keegan Murray	---	---	---	---	3	3
Joe Toussaint	---	---	---	---	1	1
Kris Murray	---	---	---	---	1	1

4+ Three-Pointer Games...

Player	16-18	18-19	19-20	20-21	21-22	Career
Jordan Bohannon	22	7	2	7	4	42
Payton Sandfort	---	---	---	---	2	2
Connor McCaffery	---	---	---	1	---	1
Keegan Murray	---	---	---	---	1	1

5+ Assists Games...

Player	16-18	18-19	19-20	20-21	21-22	Career
Jordan Bohannon	42	11	1	15	---	69
Connor McCaffery	---	9	8	10	1	28
Joe Toussaint	---	---	4	3	4	11
Ahron Ulis	---	---	---	---	4	4

3+ Steals Games...

Player	16-18	18-19	19-20	20-21	21-22	Career
Joe Toussaint	---	---	1	3	5	9
Connor McCaffery	---	1	5	1	1	8
Keegan Murray	---	---	---	2	4	6
Jordan Bohannon	3	1	---	---	1	5
Tony Perkins	---	---	---	---	2	2
Ahron Ulis	---	---	---	---	1	1
Patrick McCaffery	---	---	---	---	1	1
Kris Murray	---	---	---	---	1	1

3+ Blocks Games...

Player	16-18	18-19	19-20	20-21	21-22	Career
Keegan Murray	---	---	---	6	6	12

UI CAREER BIG COACHING WINS

1.	125	Tom Davis	1986-99
2.	105	Fran McCaffery	2010-

UI CAREER COACHING WINS

1.	269	Tom Davis	1986-99
2.	228	Fran McCaffery	2010-

UI ATHLETIC COMMUNICATIONS

S300 Carver-Hawkeye Arena, Iowa City, IA 52242
hawkeyesports.com • hawkeyebasketball.com

MBB CONTACT: MATTHEW WEITZEL

office: 319-335-6590 • cell: 319-430-8176

email: matthew-weitzel@hawkeyesports.com

Twitter: @BigWeitz

MARGIN OF VICTORY/DEFEAT

Points	1	2	3	4	5	6	7	8	9	10+	15+	20+
Wins	1	0	0	0	1	0	0	0	1	0	2	7
Losses	0	0	0	1	0	0	1	0	1	0	0	1

THE SETTING

Iowa (12-4, 2-3) hits the road for a weekend contest at Minnesota (10-4, 1-4). Tipoff is slated for 1 p.m. (CT) on Sunday at Williams Arena in Minneapolis. The Gophers will return to play the Hawkeyes in Iowa City in three weeks (Sunday, Feb. 6).

ON THE AIR

Radio: Iowa games are broadcast on the Hawkeye Radio Network. Gary Dolphin handles the play-by-play, along with color commentator Bob Hansen. The network includes more than 40 stations that blanket the state of Iowa and include portions of Illinois, Nebraska, Minnesota, Missouri and Wisconsin. The Hawkeye Radio Network coverage includes a 60-minute pregame show.

TV: Sunday's game will be televised on Big Ten Network. Cory Provus and Brian Butch will call the action.

BIG SECOND HALF LIFTS IOWA OVER HOOSIERS

Iowa's bench scored 46 points in an 83-74 victory over Indiana Thursday evening in Iowa City in the only regular season meeting between the two teams.

- Iowa has won five of its last six games and improved to 10-1 at home this season.
- Sophomore Kris Murray posted his first career double-double (29 points, 11 rebounds). Murray had personal bests in points (29), rebounds (11), steals (3), and blocked shots (3). He tied his career high in scoring in the first half with 17 points.
- Jordan Bohannon sank his 400th career 3-pointer at the 14:06 mark of the first half. He is one of 20 players in NCAA history, and fifth player from a Power 5 Conference, to make 400 triples in a career. Bohannon finished the contest with 11 points and an assist.
- Iowa forced 23 Indiana turnovers, tying the second most by a Hawkeye opponent this season (24 versus Western Michigan; 23 versus Portland State).
- The Hawkeyes had a 12-0 run in the first half, marking the 15th time in 16 games that Iowa had a scoring run of 10-0 or more.
- Iowa was 21-of-25 (.840) from the foul line, while Indiana was 13-of-21 (.619).
- Trayce Jackson-Davis led Indiana with 18 points, 11 rebounds, and a game-best five blocks.

ALL-TIME SERIES RECORDS

Minnesota holds a 107-98 advantage in the series. The 205 meetings are the most Iowa has played against any opponent. The two teams have split the last 10 contests, including both meetings a year ago, dating back to 2015. Eight of the last 11 meetings, dating back to 2014, have been decided by seven points or less.

The Gophers own a 66-36 advantage in games played at Minnesota. Seven of the last nine meetings at Williams Arena have been decided by six points or fewer, dating back to 2012, with the other two contests being decided in overtime in 2020 (102-95) and double overtime in 2017 (101-89).

2021-22 IOWA HAWKEYES ROSTER

No.	Name	Pos.	Ht.	Wt.	Yr.	Hometown (Last School)
0	Filip Rebraca	F	6-9	230	Sr.	Sombor, Serbia (University of North Dakota)
2	Joe Toussaint	G	6-0	190	Jr.	Bronx, N.Y. (Cardinal Hayes)
3	Jordan Bohannon	G	6-1	175	Sr. ^A	Marion, Iowa (Linn-Mar)
4	Ahron Ulis	G	6-3	195	So.	Chicago, Ill. (Marion Catholic)
11	Tony Perkins	G	6-4	205	So.	Indianapolis, Ind. (Lawrence North)
13	Austin Ash	G	6-3	180	Sr. ^A	Cedar Rapids, Iowa (Mount Vernon)
14	Carter Kingsbury	G	6-4	225	Fr.	Ponca, Neb. (Brewster Academy)
15	Keegan Murray	F	6-8	225	So.	Cedar Rapids, Iowa (Prairie/DME Academy)
20	Payton Sandfort	F	6-7	215	Fr.	Waukee, Iowa (Waukee)
22	Patrick McCaffery	F	6-9	200	So. ^A	Iowa City, Iowa (West)
23	Josh Ogundele	C	6-11	265	So.	London, England (Worcester Academy)
24	Kris Murray	F	6-8	225	So.	Cedar Rapids, Iowa (Prairie/DME Academy)
25	Luc Laketa	G	6-5	180	Fr.	Concord, Mich. (Winchendon School)
30	Connor McCaffery	G/F	6-5	220	Sr. ^A	Iowa City, Iowa (West)
44	Riley Mulvey	C	6-11	245	Fr.	Rotterdam, N.Y. (St. Thomas More)

Head Coach: Fran McCaffery

Assistant Coaches: Kirk Speraw, Sherman Dillard, Billy Taylor



HEAD COACH FRAN McCAFFERY

Fran McCaffery, who is signed through the 2028 season, is in his 12th season as the head basketball coach at the University of Iowa and his 26th year overall as a college head coach. McCaffery has reached the 20-win plateau 10 of the last 14 seasons.

McCaffery spent five seasons (2005-10) as the head coach at Siena, six years at UNC-Greensboro (1999-2005) and three seasons at Lehigh (1985-88) before joining the Hawkeyes.

McCaffery has nearly four decades of Division I coaching experience. He is in his 40th season as a collegiate coach, which includes 26 years as a head coach and 14 as an assistant. McCaffery is one of 14 coaches to lead at least four different Division I teams to the NCAA Tournament.

McCaffery, 61, holds a career mark of 479-333 (.590) and guided his teams to 14 postseason appearances (10 NCAA & four NIT). Iowa likely would have competed in another NCAA Tournament in 2020, if not for the NCAA canceling the postseason due to COVID-19. He is 228-156 (.593) at Iowa; the second winningest coach in program history. McCaffery led Iowa to wins in four of the last six NCAA Tournaments (2015, 2016, 2019, and 2021).

Since taking over the Iowa program in 2010, Iowa has earned eight postseason tournament berths (5 NCAA, 3 NIT). McCaffery coached Iowa to 25 victories in 2013, equaling the second-most win total in program history. McCaffery has guided five players to first team All-Big Ten status six of the last eight years, including the 2020 & 2021 National and Big Ten Player of the Year, Luka Garza.

McCaffery has posted upper division finishes in eight of the last nine seasons at Iowa and 20 of 25 seasons as a head coach. He has posted 20 wins or more 10 of the last 14 seasons, including seven of the last nine years at Iowa (2013, 2014, 2015, 2016, 2019, 2020, and 2021). Iowa's 205 victories between 2013-21 are the most over a 10-year span at Iowa since 1987-96 (207).

McCaffery and the Hawkeyes boast a 138-37 (.789) home record the last 10 seasons, which includes a school-record 18 wins in 2014 and 13 consecutive victories in 2019-20. Iowa has won 14 games in Carver-Hawkeye Arena each of the last three seasons (2019, 2020, 2021).

McCaffery's five years at Siena were the best in its 70-year history. He led the Saints on an incredible run that ended with three straight Metro Atlantic Athletic Conference championships and NCAA Tournament appearances.

McCaffery's Saints owned a 112-51 (.687) record in his five years with the program. He guided the Saints to four consecutive 20-win seasons. McCaffery's achievements earned the head coach Siena Hall of Fame recognition in 2017.

The 2009 MAAC Coach of the Year and 2010 District I Coach of the Year is the third winningest coach, by percentage, in league history (.687). He is the only coach to guide a MAAC program to two NCAA Tournament wins. McCaffery led his 2008 and 2009 teams to first round NCAA Tournament victories over Vanderbilt and Ohio State, respectively.

In his final two seasons at Siena, he coached the Saints to back-to-back 27-win campaigns and boasted a combined 39-3 (.929) record against MAAC opponents, which included MAAC Tournament contests.

McCaffery began his coaching career as an assistant at Penn (1982-83) and Lehigh (1983-85). After three seasons as head coach at Lehigh, he spent 11 seasons as an assistant at Notre Dame (1988-99).

McCaffery played basketball at Wake Forest his freshman year (1977-78) and concluded his playing career at Penn his final three seasons (1979-82).

He earned his B.S. degree in Economics from The Wharton School (Penn) in 1982. McCaffery also earned a Master of Education from Lehigh in 1985.

COACHING HONORS

NABC District I Coach of the Year, 2009-10

MAAC Coach of the Year, 2008-09

HEAD COACHING EXPERIENCE

Lehigh (1985-88):49-39 (.557); 8-6 (.571) League
UNC-Greensboro (1999-05).....90-87 (.508); 49-47 (.510) League
Siena (2005-10)112-51 (.687); 68-22 (.756) League
Iowa (2010-present):228-156 (.593); 105-105 (.500) League



THE McCAFFERY FILE

Born: May 23, 1959
Hometown: Philadelphia, Pennsylvania
High School: LaSalle, 1977
College: B.S. in Economics, The Wharton School (Penn), 1982
Master of Education, Lehigh, 1985
Family: Wife, Margaret
Sons, Connor, Patrick and Jonathan Francis
Daughter, Marit Katherine
Brother, Jack (sportswriter in Philadelphia area)

Coaching Honors

MAAC Coach of the Year, 2009

NABC District I Coach of the Year, 2009-10

Coaching History (39 years)

1983 Assistant Coach, Penn
1984-85 Assistant Coach, Lehigh
1985-88 Head Coach, Lehigh
1988-99 Assistant Coach, Notre Dame
1999-05 Head Coach, UNC-Greensboro
2005-10 Head Coach, Siena
2010-present Head Coach, University of Iowa

Coaching Chart

Overall (25 seasons): 479-333 (.590)

At Iowa (12 seasons): 228-156 (.593)

At Siena (five seasons): 112-51 (.688)

At UNCG (six seasons): 90-87 (.508)

At Lehigh (three seasons): 49-40 (.551)

NCAA Tournament (10 appearances*): 6-9

NIT (four appearances): 6-4

**McCaffery is the first coach to bring three different programs from one-bid leagues to the NCAA Tournament (conferences that sent just one team the year his program advanced).*

McCaffery in Postseason Play

1988 NCAA Tournament -- Lehigh
1989 NCAA Tournament -- Notre Dame
1990 NCAA Tournament -- Notre Dame
1992 NIT -- Notre Dame
1997 NIT -- Notre Dame
2001 NCAA Tournament -- UNC-Greensboro
2002 NIT -- UNC-Greensboro
2008 NCAA Tournament -- Siena
2009 NCAA Tournament -- Siena
2010 NCAA Tournament -- Siena
2012 NIT -- Iowa
2013 NIT -- Iowa
2014 NCAA Tournament -- Iowa
2015 NCAA Tournament -- Iowa
2016 NCAA Tournament -- Iowa
2017 NIT -- Iowa
2019 NCAA Tournament -- Iowa
2020 NCAA Tournament postponed (COVID-19)
2021 NCAA Tournament -- Iowa

Playing Experience

Wake Forest, 1977-78

Penn, 1979-82



Big Ten Standings/Schedule

Team	Big Ten	Pct.	Overall	Pct.
Illinois	5-0	1.000	12-3	.800
Michigan State	5-0	1.000	14-2	.875
Wisconsin	5-1	.833	14-2	.875
Ohio State	4-2	.667	10-4	.714
Rutgers	3-2	.600	9-6	.600
Indiana	3-3	.500	12-4	.750
Penn State	3-3	.500	8-6	.571
Purdue	2-2	.500	13-2	.867
IOWA	2-3	.400	12-4	.750
Michigan	1-2	.333	7-6	.538
Minnesota	1-4	.200	10-4	.714
Northwestern	1-4	.200	8-6	.571
Maryland	1-4	.200	9-7	.563
Nebraska	0-6	.000	6-11	.353

Friday, Jan. 14

Nebraska at Purdue, 5:30 p.m.

Michigan at Illinois, 8 p.m.

Saturday, Jan. 15

Northwestern at Michigan State, 11 a.m.

Rutgers at Maryland, 1 p.m.

Sunday, Jan. 16

Penn State at Ohio State, 11 a.m.

IOWA at Minnesota, 1 p.m.

Monday, Jan. 17

Purdue at Illinois, 11 a.m.

Indiana at Nebraska, 5 p.m.

Tuesday, Jan. 18

Maryland at Michigan, 6 p.m.

IUPUI at Ohio State, 6 p.m.

Wisconsin at Northwestern, 8 p.m.

All times are central

National Rankings

AP Poll

Jan. 10

1. Baylor
2. Gonzaga
3. UCLA
4. Auburn
5. USC
6. Arizona
7. Purdue
8. Duke
9. Kansas
10. Michigan State
11. Houston
12. LSU
13. Wisconsin
14. Villanova
15. Iowa State
16. Ohio State
17. Xavier
18. Kentucky
19. Texas Tech
20. Seton Hall
21. Texas
22. Tennessee
23. Providence
24. Alabama
25. Illinois

USA Today Poll

Jan. 10

1. Baylor
2. Gonzaga
3. UCLA
4. Auburn
5. Purdue
6. Arizona
7. USC
8. Duke
9. Michigan State
10. Kansas
11. Houston
12. LSU
13. Wisconsin
14. Villanova
15. Ohio State
16. Iowa State
17. Kentucky
18. Seton Hall
19. Texas Tech
20. Providence
21. Xavier
22. Texas
23. Tennessee
24. Illinois
25. Alabama

2021-22 IOWA CAPTAINS

Iowa captains are Jordan Bohannon and Connor McCaffery.

SCOUTING MINNESOTA

- Minnesota (61 NET Ranking) has lost its last three games and three of its first four Big Ten games. Two of the four setbacks have come to nationally-ranked Michigan State.
- The Gophers were edged at No. 10 Michigan State on Wednesday in their last outing, 71-69. Joey Hauser scored the game-winning basket with under one second remaining to lift the Spartans. Only seven Gophers played more than two minutes in the contest. Eric Curry (19 points, 7 rebounds) and E.J. Stephens (18 points, 6 rebounds, 4 assists) paced Minnesota.
- The Gophers are 5-2 in contests played in Williams Arena this season.
- Three Golden Gophers average double figures in scoring: Jamison Battle (17.9), Payton Willis (15.8), and E.J. Stephens (11.3). All three of those players are 3-point threats with Battle leading the squad with 35 triples, followed by Willis (34) and Stephens (20).
- Minnesota ranks fifth in the NCAA in fewest turnovers per game (9.1); 15th in 3-point field goal percentage defense (27.7); and 17th in fewest personal fouls per game (13.8). Jamison Battle (36.4) and Payton Willis (36.3) rank first and second, respectively, in the Big Ten in minutes played per game. Battle ranks fifth in the Big Ten in 3-pointers made per game (2.5).
- The Gophers are 5-2 in games decided by eight points or less.
- After playing two straight on the road, Minnesota will play three of its next four contests in Minneapolis.
- Ben Johnson is in his first season as head coach at Minnesota. Johnson, who graduated from Minnesota in 2005 with a bachelor's degree in sociology, returned to his alma mater after spending three seasons at Xavier as an assistant coach. Johnson previously served as an assistant coach at Minnesota (2013-18), Nebraska (2012-13), and Northern Iowa (2008-12).

LAST MEETING AGAINST MINNESOTA

No. 5 Iowa posted an 86-71 triumph over No. 16 Minnesota on Jan. 10, 2021, in Iowa City.

- All-American Luka Garza finished with a game-best 33 points, five rebounds, and three assists.
- Joe Wieskamp's free throw with 17:48 remaining in the second half was his 1,000th career point, becoming the 50th Hawkeye to achieve that milestone. Wieskamp tallied 20 points.
- Jordan Bohannon made a game-high four triples. In addition to his 19 points, Bohannon had zero turnovers and recorded career highs in assists (14) and rebounds (7). The 14 assists were the most by a Hawkeye since B.J. Armstrong had 15 against the Golden Gophers in 1989.
- Bohannon registered his seventh career double-double (14 assists, 19 points). Jack Nunge pulled down a game-best 10 rebounds.
- The Hawkeyes won their ninth straight home game over a against AP ranked opponents, dating back to last season. That's the longest such streak in program history during the AP Poll era (since 1948-49).
- Iowa was credited with 27 assists on 31 field goals.
- Four Gopher starters scored in double figures; Marcus Carr and Both Gach each netted 13 points, Brandon Johnson tallied 12 points, while Lima Robbins contributed 10.

VALUING THE BASKETBALL

The Hawkeyes rank second in the country in assist-to-turnover ratio (2.02); third in fewest turnovers per game (8.7); and 10th in turnover margin (5.7).

McCaffery has continued his mastery of limiting turnovers in 2021-22 with 30 assists and only five turnovers, boasting a robust 6.0 assist-to-turnover ratio. Ahron Uilis' 2.88 ratio is third best in the league and 24th nationally.

Iowa ranked first in the nation in assist-to-turnover ratio (2.02) last season. The Hawkeyes had two players ranked high nationally in assist-to-turnover ratio. Connor McCaffery was fourth in the country with a 3.73 ratio (112 assists; 30 turnovers), while Jordan Bohannon was 13th with a 3.07 ratio (135 assists; 44 turnovers).

At Virginia and versus Illinois, the Hawkeyes committed a season-low four turnovers, tying the third fewest total in a single-game in the Fran McCaffery era. The four turnovers against the Cavaliers are the fourth lowest in any Big Ten/ACC Challenge game.



KEEGAN MURRAY GARNERS HONORS

Keegan Murray has been selected to the Wooden Award Mid-Season Top 25 List, one of 30 players named to the Lute Olson National Player of the Year Award Mid-Season List, and has been named Big Ten Player of the Week three times this season (Dec. 20; Nov. 22; Jan. 3).

The Hawkeyes have had a student-athlete named to the Wooden Award Mid-Season Top 25 three straight years and four of the last seven seasons. Former Hawkeye Luka Garza was the recipient of the 2021 John R. Wooden Award and was a finalist in 2020 award, while Jarrod Uthoff was a semifinalist in 2016. Garza was also the recipient of the 2021 Lute Olson Award.

Murray and former Hawkeye and All-American Luka Garza are the only Hawkeyes to earn three Big Ten Player of the Week accolades in the same season since the award was started in 1981-82.

Murray powered the Hawkeyes to a 94-75 victory over Utah State on Dec. 18, in Sioux Falls, South Dakota. Murray exploded for a career-best 35 points. He scored 18 straight Hawkeye points spanning 6:08 in the first half. Murray was six points from the arena record. The native of Cedar Rapids, Iowa, also totaled a game-best seven rebounds and had two steals, one block, and an assist. Iowa was +22 when Murray was on the court against the Aggies.

Murray averaged 26.5 points, 13.5 rebounds, 3.0 assists and 2.5 blocks in a pair of wins over N.C. Central and Alabama State. He had a historic stat line against N.C. Central, totaling 27 points, 21 rebounds, and four blocks against the Eagles. He became the fourth Hawkeye over the last five decades, and first since 1977, to score 20+ points and grab 20+ rebounds in a game. Against Alabama State, Murray amassed 26 points, six rebounds, and a career-high four assists. He sank two of Iowa's school-record 20 3-pointers in a 26-point win.

Murray posted game bests in points (29), rebounds (10), and blocks (3), while also dishing out three assists in Iowa's 92-71 win over Western Illinois on Dec. 29. He registered his third double-double of the season and shot a blistering 65 percent from the field, making 13-of-20 attempts.

JORDAN BOHANNON HOLDS 4 IOWA ALL-TIME RECORDS

Jordan Bohannon, competing in his sixth season, is the program's career leader in four statistical categories: assists (663), 3-pointers made (400), games played (159), and free throw percentage (.884, 327-370). His 400 triples are the most in Big Ten history and 138 more than any other Hawkeye.

Bohannon (159) became the NCAA all-time leader in career games played at Wisconsin on Jan. 6, surpassing Ohio State's David Lighty (157 games played between 2007-11). Bohannon ranks fourth in career scoring (1,811) and is 49 points from surpassing Aaron White (1,859) for third.

Bohannon, an honorable mention all-conference honoree in 2021, is one of 30 Division I players over the last 25 years to make 75+ 3-pointers in four seasons.

Bohannon ranked first in the league in 3-point accuracy (.394) and second in 3-pointers made per game (2.58) in 2021. He was second in the conference in assist-to-turnover ratio (3.07) and fourth in assists per contest (4.4).

He is one of only three Division I players since the 1992-93 season to amass more than 625 assists and 360 3-pointers.

Bohannon is one of only three Hawkeyes to post four 100-assist seasons (Jeff Horner, Dean Oliver). He has accumulated seven points-assists double-doubles, the most in school history. Bohannon registered a school-record eight games with 10 or more assists.

IOWA IN BIG TEN STATISTICS

Category	All Games		Conf Only		NCAA	
	Stat	Rank	Stat	Rank	Stat	Rank
Scoring Offense	86.5	1st	78.8	2nd	86.5	4th
Turnover Margin	+6.1	1st	+7.0	1st	+6.1	7th
Free Throw %	.775	1st	.692	9th	.775	20th
Assist/TO Ratio	1.92	2nd	1.83	2nd	1.92	2nd
Steals	7.9	2nd	8.0	1st	7.9	77th
Assists	17.0	3rd	14.6	6th	17.0	19th
Scoring Margin	+14.8	3rd	-1.2	8th	+14.8	21st
Field Goal %	.478	4th	.456	4th	.478	34th
3-Pt. FG Per Game	8.5	4th	6.8	10th	8.5	91st
Blocked Shots	4.8	4th	4.6	2nd	4.8	50th
3-Pt. Field Goal %	.354	6th	.337	8th	.354	107th
3-PT FG Defense	.323	6th	.370	11th	.323	144th
Rebound Margin	+0.9	11th	-11.6	13th	+0.9	193rd
Scoring Defense	71.8	13th	80.0	13th	71.8	246th
FG% Defense	.433	13th	.467	12th	.433	222nd

Category	Player	All Games		NCAA	
		Stat	Rank	Stat	Rank
FG%	Keegan Murray	.593	6th	.593	24th
Rebounding	Keegan Murray	8.0	6th	8.0	83rd
Scoring	Keegan Murray	23.9	1st	23.9	1st
Steals	Keegan Murray	1.5	7th	1.5	259th
Assists	Joe Toussaint	1.4	9th	1.4	284th
	Joe Toussaint	3.7	12th	3.7	183rd
	Ahron Ulis	3.0	17th	3.0	331st
FT Percentage	Patrick McCaffery	.814	5th	.814	139th
	Keegan Murray	.779	8th	.779	206th
3-pointers	Jordan Bohannon	2.25	10th	2.25	185th
Blocked Shots	Keegan Murray	2.1	4th	2.1	41st
	Kris Murray	1.1	9th	1.1	179th
Assist/TO Ratio	Ahron Ulis	2.87	3rd	2.87	25th
	Joe Toussaint	2.46	5th	2.46	345th
Double-Doubles	Keegan Murray	3	10th	3	106th

IOWA'S STATISTICAL COMPARISONS

	All Games	Big Ten	Home Games	Away Games	Iowa Wins	Iowa Losses
Record	12-4	2-3	10-1	2-3	12-0	0-4
Points	86.5	78.8	92.2	74.0	91.7	71.1
Opp. Pts	71.8	80.0	69.3	77.2	68.7	81.0
FG%	.478	.456	.490	.448	.502	.404
FG Def.	.433	.467	.416	.476	.427	.451
3-PT%	.354	.337	.375	.304	.378	.278
3-pt. Def.	.323	.370	.304	.373	.308	.372
FT%	.775	.692	.801	.701	.795	.707
REB	36.6	29.6	39.4	30.6	39.6	27.8
AST	17.0	14.6	18.0	14.8	17.9	14.3
TO	8.9	8.0	9.1	8.4	9.1	8.3
STL	7.9	8.0	8.8	6.0	8.4	6.5
BLK	4.8	4.6	5.1	4.0	4.8	4.5

TWICE AS NICE

Sophomores Keegan and Kris Murray rank first and fourth, respectively, in team scoring. Keegan averages 23.9 points, while Kris averages 10.7 points. Keegan also ranks first on the squad in rebounds per game (8.0), blocks per game (2.1), and free throws made (60), while Kris ranks third on the squad in rebounds per contest (5.0), and first in 3-point accuracy (.435, 20-of-46).

The Murray's combined for 52 of Iowa's 94 points versus Utah State. Keegan amassed a career-high 35 points, while Kris matched a personal best with 17 points against the Aggies. The duo also combined for 11 rebounds, four steals, and two blocked shots.



IOWA SIGNS 2 PREP STANDOUTS

JOSH DIX // G, 6-5, 190 // Council Bluffs, Iowa (Council Bluffs High School)

- Three-year team captain
- Two-time first-team all-conference selection and City Player of the Year
- Third team all-state as a sophomore and first-team all-state as a junior
- Shot 50 percent or better from the field his first three seasons of prep basketball
- Averaged a team-best 19.4 points, 7.2 rebounds, 4.3 assists as a junior
- Shot at 54 percent from the field, 38 percent from 3-point range, and 73 percent from the foul line as a junior
- Surpassed 1,000 career points last season
- Averaged 17.5 points, 5.1 rebounds as a sophomore and 10.2 points per contest as a freshman
- Three-time academic all-conference honoree

FRAN McCAFFERY ON JOSH DIX

"Josh is incredibly versatile. He can play multiple positions. He has a great frame. Josh is good with the ball in his hands finding people and getting to the rim. He's physical defensively and is an excellent rebounder for his position. Josh is a winning player. We are really excited about him."

DASONTE BOWEN // G, 6-3, 165 // Boston, Massachusetts (Brewster Academy)

- Ranked No. 91 in the ESPN Top 100 for the Class of 2022
- Averaged 15.2 points, 3.6 rebounds, 2.6 assists, and 1.4 steals while shooting 52.7 percent from the field, 47.4 percent from 3-point range, and 90 percent from the foul line this past summer playing EYBL
- Netted 37 points and seven assists in a game as a sophomore at Worcester Academy
- All-NEPSAC first team honoree as a sophomore
- Played with Hawkeye sophomore Josh Ogundele at Worcester Academy in 2020

FRAN McCAFFERY ON DASONTE BOWEN

"Dasonte is creative and fearless on the basketball court. He has incredible vision and makes plays. Dasonte can step back and hit the three, but he is constantly attacking the defense. He can rebound and score a variety of ways. He is an incredibly unselfish player. We are excited to welcome him to the Hawkeye family."

TOUSSAINT RETURNS TO STARTING LINEUP

Junior Joe Toussaint has been a good floor general so far this season. After starting 20 games in 2019, his role changed to coming off the bench last year with a roster filled with upperclassmen.

Toussaint ranks 12th in the Big Ten in assists per game (3.7) and third in assist-to-turnover ratio (2.67). He has already surpassed his 3-point field goals made mark from a year ago at the midway point of this season (5).

The native of Bronx, New York, nearly registered his second points-assists double-double of the season on Jan. 3, against Maryland, totaling nine points and posting game bests in assists (9) and steals (3).

Toussaint scored the game-winning bucket with eight seconds remaining at Virginia on Nov. 29.

He was all over the floor in the opener versus Longwood tallying nine points, four assists, and four of Iowa's six steals. Against Alabama State, he totaled a career-high 11 assists and a season-high 11 points.

IOWA VS. RANKED TEAMS

Iowa is 0-3 against ranked opponents this season, losing all three games on the road at No. 2 Purdue (77-70), at No. 17 Iowa State (73-53), and at No. 23 Wisconsin (87-78).

The Hawkeyes won 15 games over ranked foes the previous two seasons, the most in the country.

Below are Iowa's most recent victories over nationally-ranked opponents:

At Home:

77-73 over 25th-ranked Wisconsin, 3/4/21
79-66 over 25th-ranked Rutgers, 2/10/21
86-71 over 16th-ranked Minnesota, 1/10/21
87-72 over 19th-ranked Northwestern, 12/29/20
93-80 over 16th-ranked North Carolina, 12/8/20

On the Road:

73-57 over 4th-ranked Ohio State, 2/28/21
77-62 over 21st-ranked Wisconsin, 2/18/21
77-75 over 14th-ranked Rutgers, 1/2/21
59-57 over 21st-ranked Wisconsin, 3/2/17
72-61 over 12th-ranked Texas Tech, 11/28/19
79-72 over 22nd-ranked Cincinnati, 3/22/19
77-69 over 13th-ranked Oregon, 11/15/18

Neutral Court:

SPOTLIGHTING KEEGAN MURRAY'S DOMINATING EFFORT

Keegan Murray posted 27 points, 21 rebounds, four blocks, and two assists in Iowa's win over North Carolina Central on Nov. 16. He accomplished something that has not been done in over four decades by a Hawkeye.

Murray is the first Hawkeye to total 25+ points and 20+ rebounds in a game since Bruce King in 1977. King had 31 points and 21 rebounds vs. Ohio State in 1977.

Murray is one of four players over the last five decades to post a 20-20 game: Kevin Kunnert (24-23) vs. Illinois in 1972; Fred Haberecht (29-20) vs. Wisconsin in 1975; Bruce King (42-20) vs. Pittsburgh in 1976; Bruce King (31-21) vs. Ohio State in 1977.

The last Big Ten player to have a 20-20 performance was Purdue's Trevion Williams at Michigan on Jan. 9, 2020 (36-20).

Murray is the first Hawkeye since Greg Brunner in 2006 to grab 20+ rebounds in a game; Brunner had 23 against Minnesota on Jan. 18, 2006.

Murray is the first major conference player with 27+ points, 21+ rebounds, and 4+ blocks since Kansas State's Michael Beasley versus Sacramento State on Nov. 9, 2007.

McCAFFERY CLIMBING WINS CHART

Fran McCaffery and the Hawkeyes have reached 20 wins seven of the last nine seasons. McCaffery and Tom Davis (10) are the only Iowa coaches to win 20 or more games in at least seven seasons.

Among Iowa's head basketball coaches, McCaffery ranks second in tournament appearances behind Davis (9). Davis is Iowa's all-time winningest coach, while McCaffery is second.

RECENT GRADUATES PLAYING PROFESSIONAL BASKETBALL

A number of recent Iowa basketball graduates are playing professionally: Joe Wieskamp (NBA San Antonio Spurs), Luka Garza (NBA Detroit Pistons), Jarrod Uthoff (Japan), Devyn Marble (Israel), Tyler Cook (NBA Chicago Bulls), Anthony Clemmons (Italy), Gabriel Olaseni (Turkey), Ryan Kriener (Matsuyama), Bakari Evelyn (Germany), Peter Jok (France), Melsahn Basabe (Puerto Rico), and Aaron White (Serbia).



HAWKEYE FASTBREAKS

- Keegan Murray and Kansas State's Michael Beasley (2007-08) are the only two players from a major conference to score 24+ points in each of their first five games of the season over the last 15 years. He is one of three Big Ten players since the 2002-03 season with six consecutive 20-point games to start the season.
- Iowa posted school single-game records in 3-pointers made (20) and attempted (44) against Alabama State on Nov. 18, besting the previous records of 19-of-43 against Savannah State on Dec. 22, 2018. Iowa's 20 3-pointers made equals the Carver-Hawkeye Arena record (20 by Purdue on Jan. 20, 2018).
- The Hawkeyes topped the century mark in three of its first five games (Longwood, Alabama State, Western Michigan). The last time an Iowa team scored 100+ points in three of its first five games was the start of the 1997-98 season.
- Iowa is 120-27 when scoring 80 points or more, the last 12 seasons. The Hawkeyes are 87-2 when holding opponents to fewer than 61 points, the last 12 years.
- The Hawkeyes have won seven of their last nine, including four straight, Big Ten/ACC Challenge games.
- Virginia has allowed 75+ points at home only six times under head coach Tony Bennett. Iowa has accounted for two of those six (75 in 2021 and 75 in 2013).
- Iowa has won 77 of its last 82 nonconference home games, dating back to 2012.
- The Hawkeyes have won 10 or more Big Ten games six of the last seven seasons.
- Iowa has won an NCAA Tournament game each of its last four tournament appearances.
- Iowa has qualified for five NCAA tournaments over the last seven completed seasons (2014-16, 2019, 2021) and eight postseason tournaments over the last nine completed seasons (5 NCAA; 3 NIT).
- Iowa has won 14 home games each of the last three seasons. The Hawkeyes have averaged just over 13 home victories since Fran McCaffery's arrival in Iowa City in 2011.

KEEGAN MURRAY TABBED PRESEASON ALL-BIG TEN

Sophomore forward Keegan Murray was named to the 2021-22 Big Ten Preseason Player of the Year.

It marks the third straight season that one or more Hawkeyes have been selected to the preseason list, voted upon by a select-ed panel of media. Joe Wieskamp was selected in 2019 and 2020, while Luka Garza was tabbed the Big Ten Preseason Player of the Year in November 2020.

Murray is one of the league's top emerging players after being named to the five-player All-Big Ten Freshman Team a year ago. The Cedar Rapids, Iowa, native was one of only five players nationally -- and only bench player -- to amass 200 points, 35 blocks, 25 steals, and 15 3-pointers. He was the team's leading scorer (7.8) and re-bouncer (5.5) off the bench in conference play. Murray led team in blocks 12 times and steals five times. The 6-foot-8 forward was second on the team in steals (26) and ranked 11th in the Big Ten in blocked shots per game (1.26). His 39 blocks tie for fourth most by a freshman in program history.

Murray totaled 13 points, seven rebounds, four blocks, three assists, and a steal in Iowa's first-round victory over Grand Canyon to become the first Hawkeye ever to stuff the stat sheet with those numbers in an NCAA Tournament contest.

IOWA HISTORY

Iowa has played 2,888 games since beginning basketball in 1902. Iowa's overall record is 1,704-1,184 (.590). Iowa's 1,704 wins are 36th most among Division I programs. That includes a 1,092-375 (.744) record in home games, a 612-809 (.430) record in contests away from Iowa City, a 804-808 (.498) mark in Big Ten games and a 496-149 (.769) record in Carver-Hawkeye Arena.


COACHING EXPERIENCE

Fran McCaffery has the most experienced coaching staffs in the country. The Iowa men's basketball staff has 75 years of combined collegiate head coaching experience and more than 125 years of collegiate coaching under their belts.

Coach	Years
Fran McCaffery	26 years
Kirk Speraw	20 years
Sherman Dillard	10 years
Billy Taylor	14 years
Al Seibert	5 years



GAME 17: IOWA AT MINNESOTA



AUSTIN ASH

#13 • Guard
6-3 • 180 • RS-Senior
Cedar Rapids, Iowa
Mount Vernon HS

SEASON HIGHS

POINTS..... 8 vs. PORTLAND STATE (11/26/21)
FGM..... 3 vs. PORTLAND STATE (11/26/21)
FGA..... 5, 2X, LAST vs. WESTERN MICHIGAN (11/22/21)
3-PT FGM..... 2 vs. PORTLAND STATE (11/26/21)
3-PT FGA..... 5 vs. ALABAMA STATE (11/18/21)
FTM..... 3, 2X, LAST vs. KANSAS CITY (11/12/21)
FTA..... 4, 2X, LAST vs. KANSAS CITY (11/12/21)
REB..... 2, 2X, LAST vs. SE LOUISIANA (12/21/21)
AST..... 2, 2X, LAST vs. WESTERN MICHIGAN (11/22/21)
STL..... - - -
BLK..... - - -
MIN..... 13 vs. LONGWOOD (11/9/21)

CAREER HIGHS

POINTS..... 9 vs. SAVANNAH ST (12/22/18)
FGM..... 3, 2X, LAST vs. PORTLAND STATE (11/26/21)
FGA..... 9 vs. SAVANNAH ST (12/22/18)
3-PT FGM..... 3 vs. SAVANNAH ST (12/22/18)
3-PT FGA..... 8 vs. SAVANNAH ST (12/22/18)
FTM..... 3, 2X, LAST vs. KANSAS CITY (11/12/21)
FTA..... 4, 2X, LAST vs. KANSAS CITY (11/12/21)
REB..... 2, 4X, LAST vs. SE LOUISIANA (12/21/21)
AST..... 2, 3X, LAST vs. WESTERN MICHIGAN (11/22/21)
STL..... 2 AT INDIANA (2/13/20)
BLK..... - - -
MIN..... 19 vs. SAVANNAH ST (12/22/18)

Opponent	Date	GS	MIN	Total		3-Pointers		Free throws		Rebounds				PF A TO BLK STL PTS AVG						
				FG-FGA	PCT	3FG-3FGA	PCT	FT-FTA	PCT	OFF	DEF	TOT	AVG	PF	A	TO	BLK	STL	PTS	AVG
Longwood	11/09/2021		13:08	0-3	.000	0-3	.000	3-4	.750	0	0	0	0.0	2	2	1	0	0	3	3.0
Kansas City	11/12/2021		05:28	1-2	.500	0-1	.000	3-4	.750	0	0	0	0.0	1	1	2	0	0	5	4.0
N.C. Central	11/16/2021		00:50	0-0	.000	0-0	.000	0-0	.000	0	0	0	0.0	0	0	0	0	0	0	2.7
Alabama St.	11/18/2021		08:03	1-5	.200	1-5	.200	0-0	.000	0	0	0	0.0	1	1	0	0	0	3	2.8
Western Mich.	11/22/2021		07:59	2-5	.400	0-1	.000	0-0	.000	1	0	1	0.2	0	2	1	0	0	4	3.0
Portland St.	11/26/2021		05:18	3-3	1.000	2-2	1.000	0-0	.000	1	1	2	0.5	0	0	0	0	0	8	3.8
vs Utah St.	12/18/2021		02:24	0-2	.000	0-2	.000	0-0	.000	0	0	0	0.4	0	0	0	0	0	0	3.3
Southeastern La.	12/21/2021		04:39	2-4	.500	0-2	.000	0-0	.000	1	1	2	0.6	0	0	0	0	0	4	3.4
Western Ill.	12/29/2021		02:48	1-1	1.000	0-0	.000	0-0	.000	0	0	0	0.6	0	0	0	0	0	2	3.2
at Wisconsin	01/06/2022		01:02	1-1	1.000	0-0	.000	0-0	.000	0	0	0	0.5	0	0	0	0	0	2	3.1
Totals			0 51:39	11-26	.423	3-16	.188	6-8	.750	3	2	5	0.5	4	6	4	0	0	31	3.1

CAREER STATISTICS

YEAR	G/GS	FG-A	PCT	3-PT	PCT	FT-A	PCT	REB	AVG	PF-FO	AST	TO	BLK	STL	PTS	AVG
Fresh.	9/0	5-18	.278	5-16	.313	0-1	.000	5	0.6	1-0	4	0	0	3	15	1.7
Soph.	8/0	3-12	.250	3-11	.273	3-4	.750	5	0.6	3-0	2	2	0	3	12	1.5
Junior	9/0	6-15	.400	3-8	.333	0-0	.000	4	0.4	1-0	2	0	0	1	15	1.7
Senior	10/0	11-26	.423	3-16	.188	6-8	.750	5	0.5	4-0	6	4	0	0	31	3.1
TOTALS	36/0	25-71	.352	14-52	.269	9-13	.692	19	0.5	9-0	14	6	0	7	73	2.0



JORDAN BOHANNON

#3 • Guard
6-1 • 175 • Sixth Year
Marion, Iowa
Linn-Mar HS

SEASON HIGHS

POINTS..... 20 AT VIRGINIA (11/29/21)
FGM..... 7 AT VIRGINIA (11/29/21)
FGA..... 12, 2X, LAST AT IOWA STATE (12/9/21)
3-PT FGM..... 6, 2X, LAST AT VIRGINIA (11/29/21)
3-PT FGA..... 9, 2X, LAST AT VIRGINIA (11/29/21)
FTM..... 6, 3X, LAST vs. INDIANA (1/13/22)
FTA..... 7 vs. INDIANA (1/13/22)
REB..... 2, 4X, LAST vs. SE LOUISIANA (12/21/21)
AST..... 3, 4X, LAST AT WISCONSIN (1/6/22)
STL..... 3 vs. WESTERN MICHIGAN (11/22/21)
BLK..... - - -
MIN..... 31, 2X, LAST AT IOWA STATE (12/9/21)

CAREER HIGHS

POINTS..... 30 vs. UAB (11/22/17)
FGM..... 10, 2X, LAST vs. NEBRASKA (1/6/19)
FGA..... 18 AT NOTRE DAME (11/29/16)
3-PT FGM..... 8, 2X, LAST vs. NEBRASKA (3/4/21)
3-PT FGA..... 16 vs. NORTH CAROLINA (12/8/20)
FTM..... 10, 2X, LAST vs. NEBRASKA (1/6/19)
FTA..... 10, 4X, LAST vs. NEBRASKA (1/7/19)
REB..... 7, 2X, LAST AT INDIANA (2/7/21)
AST..... 14 vs. MINNESOTA (1/10/21)
STL..... 6 vs. PITTSBURGH (11/27/18)
BLK..... 1, 2X, LAST AT MINNESOTA (2/8/17)
MIN..... 45 AT MINNESOTA (2/8/17)

Opponent	Date	GS	MIN	Total		3-Pointers		Free throws		Rebounds			PF	A	TO	BLK	STL	PTS	AVG	
				FG-FGA	PCT	3FG-3FGA	PCT	FT-FTA	PCT	OFF	DEF	TOT								AVG
Longwood	11/09/2021	*	17:02	6-8	.750	6-8	.750	0-0	.000	0	0	0	0.0	1	1	0	0	1	18	18.0
Kansas City	11/12/2021	*	24:12	4-8	.500	3-5	.600	2-2	1.000	0	2	2	1.0	2	1	0	0	0	13	15.5
N.C. Central	11/16/2021	*	24:41	1-10	.100	1-9	.111	4-4	1.000	0	2	2	1.3	0	1	0	0	0	7	12.7
Alabama St.	11/18/2021	*	21:47	4-8	.500	4-8	.500	0-0	.000	0	1	1	1.3	1	0	0	0	1	12	12.5
Western Mich.	11/22/2021	*	19:14	2-7	.286	1-5	.200	0-0	.000	0	0	0	1.0	1	3	1	0	3	5	11.0
Portland St.	11/26/2021	*	24:36	1-4	.250	0-3	.000	3-3	1.000	0	0	0	0.8	0	1	0	0	1	5	10.0
at Virginia	11/29/2021	*	30:42	7-12	.583	6-9	.667	0-0	.000	0	1	1	0.9	3	2	0	0	0	20	11.4
at Purdue	12/03/2021	*	22:16	2-5	.400	0-2	.000	0-0	.000	0	1	1	0.9	2	1	1	0	0	4	10.5
Illinois	12/06/2021	*	16:41	2-5	.400	0-1	.000	0-0	.000	0	0	0	0.8	2	1	1	0	0	4	9.8
at Iowa St.	12/09/2021	*	31:02	4-12	.333	3-8	.375	6-6	1.000	1	1	2	0.9	2	0	2	0	0	17	10.5
vs Utah St.	12/18/2021	*	21:37	4-7	.571	2-5	.400	1-1	1.000	0	1	1	0.9	3	2	1	0	1	11	10.5
Southeastern La.	12/21/2021	*	22:49	4-8	.500	4-8	.500	1-2	.500	0	2	2	1.0	0	3	0	0	0	13	10.8
Western Ill.	12/29/2021	*	24:25	3-9	.333	1-6	.167	6-6	1.000	0	1	1	1.0	2	3	1	0	0	13	10.9
Maryland	01/03/2022	*	27:28	1-5	.200	1-4	.250	5-6	.833	0	1	1	1.0	2	1	0	0	0	8	10.7
at Wisconsin	01/06/2022	*	29:10	3-6	.500	3-6	.500	3-6	.500	0	1	1	1.0	2	3	0	0	0	12	10.8
Indiana	01/13/2022	*	28:42	2-11	.182	1-7	.143	6-7	.857	0	0	0	0.9	1	1	0	0	1	11	10.8
Totals			16 386:25	50-125	.400	36-94	.383	37-43	.860	1	14	15	0.9	24	24	7	0	8	173	10.8

CAREER STATISTICS

YEAR	G/GS	FG-A	PCT	3-PT	PCT	FT-A	PCT	REB	AVG	PF-FO	AST	TO	BLK	STL	PTS	AVG
Fresh.	34/28	118-304	.388	89-214	.416	47-55	.855	76	2.2	55-0	175	76	2	29	372	10.9
Soph.	33/33	137-324	.423	96-223	.430	75-83	.904	74	2.2	59-0	178	68	0	22	445	13.5
Junior	35/35	112-294	.381	79-206	.383	102-117	.880	84	2.4	61-0	118	58	0	23	405	11.6
Senior	10/6	25-84	.298	20-61	.328	18-18	1.000	16	1.6	17-0	33	11	0	8	88	8.8
RS-Sen.	31/31	100-257	.389	80-205	.390	48-54	.889	96	3.1	35-0	135	44	0	16	328	10.6
Sixth Yr.	16/16	50-125	.400	36-94	.383	37-43	.860	15	0.9	24-0	24	7	0	8	173	10.8
TOTALS	159/149	542-1388	.390	400-1003	.399	327-370	.884	361	2.3	251-0	663	264	2	106	1,811	11.4



GAME 17: IOWA AT MINNESOTA



LUC LAKETA

#25 • Guard
6-5 • 180 • Freshman
Concord, Michigan
Hanover Horton HS

SEASON HIGHS

POINTS.....3, 2X, LAST VS. WESTERN MICHIGAN (11/22/21)
FGM.....1, 2X, LAST VS. WESTERN MICHIGAN (11/22/21)
FGA.....1, 4X, LAST VS. PORTLAND STATE (11/26/21)
3-PT FGM.....1, 2X, LAST VS. WESTERN MICHIGAN (11/22/21)
3-PT FGA.....1, 3X, LAST VS. WESTERN MICHIGAN (11/22/21)
FTM
FTA.....
REB 1 VS. PORTLAND STATE (11/26/21)
AST..... 1 VS. SE LOUISIANA (12/21/21)
STL 1 VS. WESTERN MICHIGAN (11/22/21)
BLK.....
MIN..... 6 VS. WESTERN MICHIGAN (11/22/21)

CAREER HIGHS

POINTS.....3, 2X, LAST VS. WESTERN MICHIGAN (11/22/21)
FGM.....1, 2X, LAST VS. WESTERN MICHIGAN (11/22/21)
FGA.....1, 4X, LAST VS. PORTLAND STATE (11/26/21)
3-PT FGM.....1, 2X, LAST VS. WESTERN MICHIGAN (11/22/21)
3-PT FGA.....1, 3X, LAST VS. WESTERN MICHIGAN (11/22/21)
FTM
FTA.....
REB 1 VS. PORTLAND STATE (11/26/21)
AST..... 1 VS. SE LOUISIANA (12/21/21)
STL 1 VS. WESTERN MICHIGAN (11/22/21)
BLK.....
MIN..... 6 VS. WESTERN MICHIGAN (11/22/21)

Opponent	Date	GS	MIN	Total		3-Pointers		Free throws		Rebounds				PF A TO BLK STL PTS AVG							
				FG-FGA	PCT	3FG-3FGA	PCT	FT-FTA	PCT	OFF	DEF	TOT	AVG	PF	A	TO	BLK	STL	PTS	AVG	
Longwood	11/09/2021		02:33	0-0	.000	0-0	.000	0-0	.000	0	0	0	0.0	0	0	0	0	0	0	0.0	
Kansas City	11/12/2021		04:45	0-1	.000	0-1	.000	0-0	.000	0	0	0	0.0	0	0	0	0	0	0	0.0	
Alabama St.	11/18/2021		02:17	1-1	1.000	1-1	1.000	0-0	.000	0	0	0	0.0	0	0	0	0	0	3	1.0	
Western Mich.	11/22/2021		06:06	1-1	1.000	1-1	1.000	0-0	.000	0	0	0	0.0	0	0	0	0	1	3	1.5	
Portland St.	11/26/2021		02:11	0-1	.000	0-0	.000	0-0	.000	1	0	1	0.2	0	0	0	0	0	0	1.2	
Southeastern La.	12/21/2021		02:39	0-0	.000	0-0	.000	0-0	.000	0	0	0	0.2	0	1	1	0	0	0	1.0	
Western Ill.	12/29/2021		01:47	0-0	.000	0-0	.000	0-0	.000	0	0	0	0.1	0	0	0	0	0	0	0.9	
Totals		0	22:18	2-4	.500	2-3	.667	0-0	.000	1	0	1	0.1	0	1	1	0	1	6	0.9	

CAREER STATISTICS

YEAR	G/GS	FG-A	PCT	3-PT	PCT	FT-A	PCT	REB	AVG	PF-FO	AST	TO	BLK	STL	PTS	AVG
Fresh.	7/0	2-4	.500	2-3	.667	0-0	.000	1	0.1	0-0	1	1	0	1	6	0.9



CONNOR MCCAFFERY

#30 • Guard/Forward
6-5 • 205 • RS-Senior
Iowa City, Iowa
West HS

SEASON HIGHS

POINTS.....3, 2X, LAST VS. ALABAMA STATE (11/18/21)
FGM.....1, 2X, LAST VS. ALABAMA STATE (11/18/21)
FGA.....3 VS. WESTERN MICHIGAN (11/22/21)
3-PT FGM.....1, 4X, LAST VS. INDIANA (1/13/22)
3-PT FGA.....5 AT PURDUE (12/3/21)
FTM 2, 3X, LAST VS. INDIANA (1/13/22)
FTA..... 4 VS. SE LOUISIANA (12/21/21)
REB 8 VS. SE LOUISIANA (12/21/21)
AST..... 7 VS. PORTLAND STATE (11/26/21)
STL 3 VS. INDIANA (1/13/22)
BLK.....
MIN..... 22 VS. WESTERN MICHIGAN (11/22/21)

CAREER HIGHS

POINTS.....19 VS. CONNECTICUT (11/16/18)
FGM.....6 AT MICHIGAN STATE (2/13/21)
FGA.....9 AT ILLINOIS (1/29/21)
3-PT FGM.....4 AT MICHIGAN STATE (2/13/21)
3-PT FGA.....8 VS. PURDUE (3/3/20)
FTM9 VS. CONNECTICUT (11/16/18)
FTA.....11 VS. CONNECTICUT (11/16/18)
REB13 VS. MICHIGAN (1/17/20)
AST.....10 AT MARYLAND (1/7/21)
STL3, 8X, LAST VS. INDIANA (1/13/22)
BLK.....1, 8X, LAST VS. ILLINOIS (3/13/21)
MIN.....39 AT MINNESOTA (2/16/20)


Opponent	Date	GS	MIN	Total		3-Pointers		Free throws		Rebounds				PF A TO BLK STL PTS AVG							
				FG-FGA	PCT	3FG-3FGA	PCT	FT-FTA	PCT	OFF	DEF	TOT	AVG	PF	A	TO	BLK	STL	PTS	AVG	
Longwood	11/09/2021		13:55	1-1	1.000	1-1	1.000	0-0	.000	1	6	7	7.0	0	0	0	0	0	3	3.0	
Kansas City	11/12/2021		13:03	0-1	.000	0-1	.000	0-0	.000	1	2	3	5.0	1	3	0	0	0	0	1.5	
N.C. Central	11/16/2021		21:08	0-1	.000	0-1	.000	2-2	1.000	0	1	1	3.7	3	3	1	0	1	2	1.7	
Alabama St.	11/18/2021	*	18:11	1-1	1.000	0-0	.000	1-2	.500	2	2	4	3.8	2	3	1	0	1	3	2.0	
Western Mich.	11/22/2021	*	22:13	0-3	.000	0-3	.000	0-0	.000	0	2	2	3.4	1	2	0	0	0	0	1.6	
Portland St.	11/26/2021		18:44	0-1	.000	0-0	.000	0-0	.000	0	3	3	3.3	2	7	0	0	2	0	1.3	
at Virginia	11/29/2021		12:49	0-1	.000	0-1	.000	0-0	.000	1	2	3	3.3	0	2	0	0	0	0	1.1	
at Purdue	12/03/2021		19:09	0-5	.000	0-5	.000	0-0	.000	0	2	2	3.1	2	1	0	0	1	0	1.0	
Illinois	12/06/2021		15:15	1-2	.500	1-2	.500	0-0	.000	0	0	0	2.8	3	1	0	0	1	3	1.2	
at Iowa St.	12/09/2021		08:05	0-0	.000	0-0	.000	0-0	.000	1	0	1	2.6	0	1	1	0	0	0	1.1	
vs Utah St.	12/18/2021		16:22	0-1	.000	0-1	.000	0-0	.000	0	1	1	2.5	1	2	0	0	0	0	1.0	
Southeastern La.	12/21/2021		18:24	1-1	1.000	1-1	1.000	2-4	.500	2	6	8	2.9	1	2	1	0	0	5	1.3	
Western Ill.	12/29/2021		10:14	0-0	.000	0-0	.000	0-0	.000	0	1	1	2.8	0	0	0	0	0	0	1.2	
Maryland	01/03/2022		18:15	0-1	.000	0-1	.000	1-2	.500	0	1	1	2.6	3	1	1	0	1	1	1.2	
at Wisconsin	01/06/2022		14:59	0-0	.000	0-0	.000	0-0	.000	1	0	1	2.5	5	2	0	0	1	0	1.1	
Indiana	01/13/2022		20:10	1-2	.500	1-2	.500	2-2	1.000	0	1	1	2.4	1	1	0	0	3	5	1.4	
Totals		2	260:56	5-21	.238	4-19	.211	8-12	.667	9	30	39	2.4	25	31	5	0	11	22	1.4	

CAREER STATISTICS

YEAR	G/GS	FG-A	PCT	3-PT	PCT	FT-A	PCT	REB	AVG	PF-FO	AST	TO	BLK	STL	PTS	AVG
Fresh.	4/0	2-3	.667	1-2	.500	3-4	.750	4	1.0	2-0	7	4	0	2	8	2.0
RS-Fresh.	34/0	35-97	.361	6-29	.207	73-97	.753	49	1.4	61-0	102	43	3	23	149	4.4
Soph.	31/31	55-160	.344	33-97	.340	50-64	.781	124	4.0	80-2	124	27	3	35	193	6.2
Junior	31/31	33-102	.324	18-65	.277	17-29	.586	97	3.1	81-1	112	30	2	19	101	3.3
Senior	16/2	5-21	.238	4-19	.211	8-12	.667	39	2.4	25-1	31	5	0	11	22	1.4
TOTALS	116/64	130-383	.339	62-212	.292	151-206	.733	313	2.7	249-4	376	109	8	90	473	4.1



GAME 17: IOWA AT MINNESOTA



PATRICK MCCAFFERY

#22 • Forward
6-9 • 200 • RS-Soph.
Iowa City, Iowa
West HS

SEASON HIGHS

POINTS.....16 vs. SE LOUISIANA (12/21/21)
FGM..... 5, 5X, LAST vs. SE LOUISIANA (12/21/21)
FGA..... 13 AT PURDUE (12/3/21)
3-PT FGM..... 2, 2X, LAST vs. SE LOUISIANA (12/21/21)
3-PT FGA..... 5 AT IOWA STATE (12/9/21)
FTM 7 AT PURDUE (12/3/21)
FTA..... 10 AT PURDUE (12/3/21)
REB 7 AT WISCONSIN (1/6/22)
AST..... 4 vs. LONGWOOD (11/9/21)
STL 3 vs. INDIANA (1/13/22)
BLK..... 2 vs. WESTERN ILLINOIS (12/29/21)
MIN..... 28 AT PURDUE (12/3/21)


CAREER HIGHS

POINTS..... 19 vs. NEBRASKA (3/4/21)
FGM..... 8 vs. NEBRASKA (3/4/21)
FGA..... 13, 2X, LAST AT PURDUE (12/3/21)
3-PT FGM..... 3 vs. NEBRASKA (3/4/21)
3-PT FGA..... 6 vs. NEBRASKA (3/4/21)
FTM 7 AT PURDUE (12/3/21)
FTA..... 10 AT PURDUE (12/3/21)
REB 6, 3X, LAST vs. UTAH STATE (12/18/21)
AST..... 4 vs. LONGWOOD (11/9/21)
STL 3 vs. INDIANA (1/13/22)
BLK..... 2, 3X, LAST vs. WESTERN ILLINOIS (12/29/21)
MIN..... 28 AT PURDUE (12/3/21)

Opponent	Date	GS	MIN	Total		3-Pointers		Free throws		Rebounds				PF	A	TO	BLK	STL	PTS	AVG	
				FG	FGA	PCT	3FG	3FGA	PCT	FT	FTA	PCT	OFF								DEF
Longwood	11/09/2021	*	21:41	3-6	.500	0-3	.000	5-6	.833	0	4	4	4.0	0	4	2	0	0	11	11.0	
Kansas City	11/12/2021	*	22:56	5-10	.500	0-1	.000	0-0	.000	1	1	2	3.0	0	2	0	0	1	10	10.5	
N.C. Central	11/16/2021	*	22:53	4-11	.364	1-4	.250	6-6	1.000	1	0	1	2.3	0	1	2	0	0	15	12.0	
Portland St.	11/26/2021	*	19:57	5-10	.500	1-3	.333	3-3	1.000	0	2	2	2.3	0	1	1	0	1	14	12.5	
at Virginia	11/29/2021	*	24:10	3-6	.500	1-1	1.000	0-0	.000	1	2	3	2.4	0	3	0	1	1	7	11.4	
at Purdue	12/03/2021	*	28:09	4-13	.308	0-4	.000	7-10	.700	0	5	5	2.8	2	3	0	0	0	15	12.0	
Illinois	12/06/2021	*	23:56	5-11	.455	2-2	1.000	0-1	.000	1	1	2	2.7	1	0	0	0	0	12	12.0	
at Iowa St.	12/09/2021	*	25:35	2-9	.222	1-5	.200	2-2	1.000	0	4	4	2.9	1	1	1	0	0	7	11.4	
vs Utah St.	12/18/2021	*	21:29	5-9	.556	1-3	.333	1-2	.500	0	6	6	3.2	1	3	1	0	2	12	11.4	
Southeastern La.	12/21/2021	*	25:44	5-10	.500	2-4	.500	4-4	1.000	0	3	3	3.2	0	2	0	0	2	16	11.9	
Western Ill.	12/29/2021	*	23:32	4-8	.500	1-2	.500	2-2	1.000	0	3	3	3.2	0	1	2	2	0	11	11.8	
Maryland	01/03/2022	*	21:45	2-8	.250	1-2	.500	0-0	.000	2	3	5	3.3	0	0	0	0	0	5	11.3	
at Wisconsin	01/06/2022	*	26:28	4-10	.400	0-2	.000	2-3	.667	1	6	7	3.6	4	3	0	1	0	10	11.2	
Indiana	01/13/2022	*	19:50	1-4	.250	0-0	.000	3-4	.750	1	0	1	3.4	0	0	0	0	3	5	10.7	
Totals			14	328:05	52-125	.416	11-36	.306	35-43	.814	8	40	48	3.4	9	24	9	5	10	150	10.7

CAREER STATISTICS

YEAR	G/GS	FG-A	PCT	3-PT	PCT	FT-A	PCT	REB	AVG	PF-FO	AST	TO	BLK	STL	PTS	AVG
Fresh.	2/0	3-10	.300	0-4	.000	0-0	.000	5	2.5	2-0	1	0	0	1	6	3.0
RS-Fresh.	31/0	60-137	.438	13-43	.302	29-41	.707	83	2.7	20-0	28	13	12	11	162	5.2
Soph.	14/14	52-125	.416	11-36	.306	35-43	.814	48	3.4	9-0	24	9	5	10	150	10.7
TOTALS	47/14	115-272	.423	24-83	.289	64-84	.762	136	2.9	31-0	53	22	17	22	318	6.8



RILEY MULVEY

#44 • Forward
6-11 • 245 • Freshman
Rotterdam, New York
St. Thomas More

SEASON HIGHS

POINTS..... 8 vs. WESTERN MICHIGAN (11/22/21)
FGM..... 3 vs. WESTERN MICHIGAN (11/22/21)
FGA..... 5 vs. WESTERN MICHIGAN (11/22/21)
3-PT FGM.....
3-PT FGA.....
FTM 2, 2X, LAST vs. WESTERN MICHIGAN (11/22/21)
FTA..... 2, 2X, LAST vs. WESTERN MICHIGAN (11/22/21)
REB 5 vs. ALABAMA STATE (11/18/21)
AST..... 1, 2X, LAST vs. SE LOUISIANA (12/21/21)
STL
BLK..... 1, 2X, LAST vs. WESTERN ILLINOIS (12/29/21)
MIN..... 13 vs. WESTERN MICHIGAN (11/22/21)

CAREER HIGHS

POINTS..... 8 vs. WESTERN MICHIGAN (11/22/21)
FGM..... 3 vs. WESTERN MICHIGAN (11/22/21)
FGA..... 5 vs. WESTERN MICHIGAN (11/22/21)
3-PT FGM.....
3-PT FGA.....
FTM 2, 2X, LAST vs. WESTERN MICHIGAN (11/22/21)
FTA..... 2, 2X, LAST vs. WESTERN MICHIGAN (11/22/21)
REB 5 vs. ALABAMA STATE (11/18/21)
AST..... 1, 2X, LAST vs. SE LOUISIANA (12/21/21)
STL
BLK..... 1, 2X, LAST vs. WESTERN ILLINOIS (12/29/21)
MIN..... 13 vs. WESTERN MICHIGAN (11/22/21)

Opponent	Date	GS	MIN	Total		3-Pointers		Free throws		Rebounds				Other Stats							
				FG-FGA	PCT	3FG-3FGA	PCT	FT-FTA	PCT	OFF	DEF	TOT	AVG	PF	A	TO	BLK	STL	PTS	AVG	
Longwood	11/09/2021		10:07	0-1	.000	0-0	.000	0-0	.000	0	1	1	1.0	2	1	0	0	0	0	0.0	
Kansas City	11/12/2021		05:28	0-0	.000	0-0	.000	0-0	.000	0	1	1	1.0	1	0	0	1	0	0	0.0	
Alabama St.	11/18/2021		08:30	0-0	.000	0-0	.000	2-2	1.000	0	5	5	2.3	0	0	1	0	0	2	0.7	
Western Mich.	11/22/2021		13:29	3-5	.600	0-0	.000	2-2	1.000	2	2	4	2.8	1	0	1	0	0	8	2.5	
Portland St.	11/26/2021		02:11	0-0	.000	0-0	.000	0-0	.000	0	0	0	2.2	0	0	0	0	0	0	2.0	
at Purdue	12/03/2021		02:50	0-0	.000	0-0	.000	0-0	.000	0	1	1	2.0	2	0	1	0	0	0	1.7	
vs Utah St.	12/18/2021		02:09	0-0	.000	0-0	.000	0-0	.000	0	0	0	1.7	0	0	0	0	0	0	1.4	
Southeastern La.	12/21/2021		04:39	1-1	1.000	0-0	.000	0-0	.000	2	0	2	1.8	1	1	0	0	0	2	1.5	
Western Ill.	12/29/2021		02:15	0-0	.000	0-0	.000	0-0	.000	0	0	0	1.6	0	0	0	1	0	0	1.3	
at Wisconsin	01/06/2022		05:58	1-1	1.000	0-0	.000	0-0	.000	0	1	1	1.5	1	0	0	0	0	2	1.4	
Indiana	01/13/2022		01:08	0-0	.000	0-0	.000	0-0	.000	0	0	0	1.4	2	0	1	0	0	0	1.3	
Totals		0	58:44	5-8	.625	0-0	.000	4-4	1.000	4	11	15	1.4	10	2	4	2	0	14	1.3	

CAREER STATISTICS

YEAR	G/GS	FG-A	PCT	3-PT	PCT	FT-A	PCT	REB	AVG	PF-FO	AST	TO	BLK	STL	PTS	AVG
Fresh.	11/0	5-8	.625	0-0	.000	4-4	1.000	15	1.4	8-0	2	4	2	0	14	1.3



GAME 17: IOWA AT MINNESOTA



KEEGAN MURRAY

#15 • Forward
6-8 • 225 • Sophomore
Cedar Rapids, Iowa
Prairie HS

SEASON HIGHS

POINTS..... 35, 2X, LAST VS. MARYLAND (1/3/22)
FGM..... 14 VS. MARYLAND (1/3/22)
FGA..... 21 VS. MARYLAND (1/3/22)
3-PT FGM..... 5 VS. MARYLAND (1/3/22)
3-PT FGA..... 6, 2X, LAST VS. MARYLAND (1/3/22)
FTM..... 9 VS. N.C. CENTRAL (11/16/21)
FTA..... 10 VS. N.C. CENTRAL (11/16/21)
REB..... 21 VS. N.C. CENTRAL (11/16/21)
AST..... 4 VS. ALABAMA STATE (11/18/21)
STL..... 3, 4X, LAST WESTERN ILLINOIS (12/29/21)
BLK..... 5 VS. LONGWOOD (11/9/21)
MIN..... 38 VS. MARYLAND (1/3/22)

CAREER HIGHS

POINTS..... 35, 2X, LAST VS. MARYLAND (1/3/22)
FGM..... 14 VS. MARYLAND (1/3/22)
FGA..... 21 VS. MARYLAND (1/3/22)
3-PT FGM..... 5 VS. MARYLAND (1/3/22)
3-PT FGA..... 6, 2X, LAST VS. MARYLAND (1/3/22)
FTM..... 9 VS. N.C. CENTRAL (11/16/21)
FTA..... 10 VS. N.C. CENTRAL (11/16/21)
REB..... 21 VS. N.C. CENTRAL (11/16/21)
AST..... 4 VS. ALABAMA STATE (11/18/21)
STL..... 3, 5X, LAST WESTERN ILLINOIS (12/29/21)
BLK..... 5 VS. LONGWOOD (11/9/21)
MIN..... 38 VS. MARYLAND (1/3/22)

Opponent	Date	GS	MIN	Total		3-Pointers		Free throws		Rebounds				PF	A	TO	BLK	STL	PTS	AVG
				FG-FGA	PCT	3FG-3FGA	PCT	FT-FTA	PCT	OFF	DEF	TOT	AVG							
Longwood	11/09/2021	*	17:29	8-10	.800	3-4	.750	5-5	1.000	2	5	7	7.0	3	1	0	5	0	24	24.0
Kansas City	11/12/2021	*	22:53	9-15	.600	1-3	.333	6-6	1.000	0	4	4	5.5	2	1	2	1	3	25	24.5
N.C. Central	11/16/2021	*	37:17	9-19	.474	0-4	.000	9-10	.900	9	12	21	10.7	2	2	2	4	0	27	25.3
Alabama St.	11/18/2021	*	21:47	10-16	.625	2-5	.400	4-5	.800	2	4	6	9.5	1	4	2	1	1	26	25.5
Western Mich.	11/22/2021	*	21:21	10-14	.714	2-4	.500	7-9	.778	3	3	6	8.8	0	0	0	3	2	29	26.2
Portland St.	11/26/2021	*	27:02	10-16	.625	1-5	.200	2-2	1.000	3	6	9	8.8	1	0	0	1	2	23	25.7
at Virginia	11/29/2021	*	35:49	7-13	.538	1-4	.250	3-5	.600	2	7	9	8.9	1	3	2	1	0	18	24.6
Illinois	12/06/2021	*	29:46	7-15	.467	1-4	.250	4-7	.571	1	1	2	8.0	1	0	1	2	3	19	23.9
at Iowa St.	12/09/2021	*	37:25	4-17	.235	1-6	.167	0-0	.000	6	1	7	7.9	3	1	1	2	3	9	22.2
vs Utah St.	12/18/2021	*	29:14	13-17	.765	2-5	.400	7-8	.875	3	4	7	7.8	1	1	1	1	2	35	23.5
Southeastern La.	12/21/2021	*	24:17	8-13	.615	1-5	.200	3-3	1.000	3	7	10	8.0	2	1	1	0	0	20	23.2
Western Ill.	12/29/2021	*	34:51	13-20	.650	1-4	.250	2-3	.667	2	8	10	8.2	1	3	1	3	3	29	23.7
Maryland	01/03/2022	*	38:06	14-21	.667	5-6	.833	2-3	.667	4	4	8	8.2	1	1	1	3	1	35	24.5
at Wisconsin	01/06/2022	*	35:17	10-16	.625	2-4	.500	5-9	.556	1	4	5	7.9	0	0	3	3	1	27	24.7
Indiana	01/13/2022	*	22:18	5-9	.556	1-3	.333	1-2	.500	3	6	9	8.0	4	0	1	2	1	12	23.9
Totals		15	434:52	137-231	.593	24-66	.364	60-77	.779	44	76	120	8.0	23	18	18	32	22	358	23.9

CAREER STATISTICS

YEAR	G/GS	FG-A	PCT	3-PT	PCT	FT-A	PCT	REB	AVG	PF-FO	AST	TO	BLK	STL	PTS	AVG
Fresh.	31/4	84-166	.506	16-54	.296	40-53	.755	158	5.1	58-1	17	20	39	26	224	7.2
Soph.	15/15	137-231	.593	24-66	.364	60-77	.779	120	8.0	23-0	18	18	32	22	358	23.9
TOTALS	46/19	221-397	.557	40-120	.333	100-130	.769	278	6.0	81-1	35	38	71	48	582	12.7



KRIS MURRAY

#24 • Forward
6-8 • 225 • Sophomore
Cedar Rapids, Iowa
Prairie HS

SEASON HIGHS

POINTS..... 29 VS. INDIANA (1/13/22)
FGM..... 12 VS. INDIANA (1/13/22)
FGA..... 18 VS. INDIANA (1/13/22)
3-PT FGM..... 3, 2X, LAST VS. UTAH STATE (12/18/21)
3-PT FGA..... 5, 3X, LAST VS. INDIANA (1/13/22)
FTM..... 4 VS. WESTERN MICHIGAN (11/22/21)
FTA..... 4, 3X, LAST VS. INDIANA (1/13/22)
REB..... 11 VS. INDIANA (1/13/22)
AST..... 2, 6X, LAST VS. INDIANA (1/13/22)
STL..... 3 VS. INDIANA (1/13/22)
BLK..... 3 VS. INDIANA (1/13/22)
MIN..... 29 VS. INDIANA (1/13/22)

CAREER HIGHS

POINTS..... 29 VS. INDIANA (1/13/22)
FGM..... 12 VS. INDIANA (1/13/22)
FGA..... 18 VS. INDIANA (1/13/22)
3-PT FGM..... 3, 2X, LAST VS. UTAH STATE (12/18/21)
3-PT FGA..... 5, 3X, LAST VS. INDIANA (1/13/22)
FTM..... 4 VS. WESTERN MICHIGAN (11/22/21)
FTA..... 4, 3X, LAST VS. INDIANA (1/13/22)
REB..... 11 VS. INDIANA (1/13/22)
AST..... 2, 6X, LAST VS. INDIANA (1/13/22)
STL..... 3 VS. INDIANA (1/13/22)
BLK..... 3 VS. INDIANA (1/13/22)
MIN..... 29 VS. INDIANA (1/13/22)

Opponent	Date	GS	MIN	Total		3-Pointers		Free throws		Rebounds				PF	A	TO	BLK	STL	PTS	AVG
				FG-FGA	PCT	3FG-3FGA	PCT	FT-FTA	PCT	OFF	DEF	TOT	AVG							
Longwood	11/09/2021		17:23	7-9	.778	2-4	.500	0-1	.000	2	5	7	7.0	2	1	1	2	1	16	16.0
Kansas City	11/12/2021		12:29	3-7	.429	0-0	.000	0-2	.000	2	3	5	6.0	1	1	0	1	0	6	11.0
Alabama St.	11/18/2021		17:24	6-10	.600	3-5	.600	2-3	.667	6	2	8	6.7	2	2	1	0	0	17	13.0
Western Mich.	11/22/2021		22:57	3-6	.500	2-3	.667	4-4	1.000	1	7	8	7.0	1	0	0	1	2	12	12.8
Portland St.	11/26/2021		19:45	5-9	.556	2-2	1.000	1-2	.500	3	3	6	6.8	1	2	0	1	1	13	12.8
at Virginia	11/29/2021		17:00	2-7	.286	2-4	.500	0-0	.000	1	1	2	6.0	1	0	1	0	0	6	11.7
at Purdue	12/03/2021	*	25:51	5-10	.500	2-4	.500	0-0	.000	0	4	4	5.7	4	0	1	0	1	12	11.7
Illinois	12/06/2021		16:54	3-8	.375	0-3	.000	2-2	1.000	2	3	5	5.6	2	2	0	0	0	8	11.3
at Iowa St.	12/09/2021		15:55	2-6	.333	0-3	.000	0-0	.000	3	3	6	5.7	3	1	1	2	2	4	10.4
vs Utah St.	12/18/2021		19:11	6-8	.750	3-4	.750	2-4	.500	2	2	4	5.5	3	2	0	1	2	17	11.1
Southeastern La.	12/21/2021		10:15	0-3	.000	0-2	.000	1-2	.500	1	0	1	5.1	1	1	0	1	0	1	10.2
Western Ill.	12/29/2021		13:03	3-7	.429	0-0	.000	0-0	.000	3	1	4	5.0	3	0	2	2	0	6	9.8
Maryland	01/03/2022		09:33	0-2	.000	0-2	.000	1-2	.500	0	1	1	4.7	1	1	1	1	0	1	9.2
at Wisconsin	01/06/2022		20:41	5-10	.500	2-5	.400	0-0	.000	0	3	3	4.6	3	2	1	2	2	12	9.4
Indiana	01/13/2022		29:16	12-18	.667	2-5	.400	3-4	.750	6	5	11	5.0	2	2	1	3	3	29	10.7
Totals		1	267:37	62-120	.517	20-46	.435	16-26	.615	32	43	75	5.0	30	17	10	17	14	160	10.7

CAREER STATISTICS

YEAR	G/GS	FG-A	PCT	3-PT	PCT	FT-A	PCT	REB	AVG	PF-FO	AST	TO	BLK	STL	PTS	AVG
Fresh.	13/0	3-13	.231	0-5	.000	2-2	1.000	8	0.6	3-0	1	2	1	1	8	0.6
Soph.	15/1	62-120	.517	20-46	.435	16-26	.615	75	5.0	30-0	17	10	17	14	160	10.7
TOTALS	28/1	65-133	.489	20-51	.392	18-28	.643	83	3.0	33-0	18	12	18	15	168	6.0



GAME 17: IOWA AT MINNESOTA



JOSH OGUNDELE

#23 • Center
6-11 • 265 • Sophomore
London, England
Worcester Academy (MA)

SEASON HIGHS

POINTS..... 7 AT PURDUE (12/3/21)
FGM..... 3 AT PURDUE (12/3/21)
FGA..... 4 AT PURDUE (12/3/21)
3-PT FGM.....
3-PT FGA.....
FTM..... 1, 3X, LAST AT WISCONSIN (1/6/22)
FTA..... 3, 2X, LAST AT PURDUE (12/3/21)
REB..... 5 AT PURDUE (12/3/21)
AST.....
STL..... 2 VS. PORTLAND STATE (11/26/21)
BLK..... 2 VS. ILLINOIS (12/6/21)
MIN..... 16 AT PURDUE (12/3/21)

CAREER HIGHS

POINTS..... 7 AT PURDUE (12/3/21)
FGM..... 3 AT PURDUE (12/3/21)
FGA..... 4 AT PURDUE (12/3/21)
3-PT FGM.....
3-PT FGA.....
FTM..... 1, 2X, LAST AT PURDUE (12/3/21)
FTA..... 3, 2X, LAST AT PURDUE (12/3/21)
REB..... 5 AT PURDUE (12/3/21)
AST.....
STL..... 2 VS. PORTLAND STATE (11/26/21)
BLK..... 2 VS. ILLINOIS (12/6/21)
MIN..... 16 AT PURDUE (12/3/21)

Opponent	Date	GS	MIN	Total		3-Pointers		Free throws		Rebounds				PF	A	TO	BLK	STL	PTS	AVG
				FG-FGA	PCT	3FG-3FGA	PCT	FT-FTA	PCT	OFF	DEF	TOT	AVG							
Kansas City	11/12/2021		05:28	1-2	.500	0-0	.000	0-0	.000	0	3	3	3.0	0	0	0	1	0	2	2.0
N.C. Central	11/16/2021		00:51	0-0	.000	0-0	.000	0-0	.000	0	1	1	2.0	2	0	0	0	0	0	1.0
Alabama St.	11/18/2021		07:57	0-0	.000	0-0	.000	0-0	.000	1	1	2	2.0	0	0	2	0	0	0	0.7
Portland St.	11/26/2021		04:01	0-1	.000	0-0	.000	1-3	.333	1	1	2	2.0	0	0	0	0	2	1	0.8
at Purdue	12/03/2021		16:20	3-4	.750	0-0	.000	1-3	.333	1	4	5	2.6	3	0	1	0	0	7	2.0
Illinois	12/06/2021		01:54	0-0	.000	0-0	.000	0-0	.000	0	0	0	2.2	0	0	0	2	0	0	1.7
at Iowa St.	12/09/2021		02:12	0-0	.000	0-0	.000	0-0	.000	0	0	0	1.9	1	0	0	1	0	0	1.4
vs Utah St.	12/18/2021		02:24	1-1	1.000	0-0	.000	0-0	.000	0	0	0	1.6	0	0	0	0	0	2	1.5
Southeastern La.	12/21/2021		00:53	0-0	.000	0-0	.000	0-0	.000	0	0	0	1.4	0	0	1	0	0	0	1.3
at Wisconsin	01/06/2022		04:20	1-2	.500	0-0	.000	1-1	1.000	1	0	1	1.4	1	0	0	1	0	3	1.5
Indiana	01/13/2022		07:26	0-2	.000	0-0	.000	0-0	.000	0	0	0	1.3	3	0	0	0	0	0	1.4
Totals		0	53:46	6-12	.500	0-0	.000	3-7	.429	4	10	14	1.3	10	0	4	5	2	15	1.4

CAREER STATISTICS

YEAR	G/GS	FG-A	PCT	3-PT	PCT	FT-A	PCT	REB	AVG	PF-FO	AST	TO	BLK	STL	PTS	AVG
Fresh.	8/0	3-6	.500	0-0	.000	1-4	.250	8	1.0	5-0	0	0	0	0	7	0.9
Soph.	11/0	6-12	.500	0-0	.000	3-7	.429	14	1.3	10-0	0	4	5	2	15	1.4
TOTALS	19/0	9-18	.500	0-0	.000	4-11	.364	22	1.2	15-0	0	4	5	2	22	1.2



TONY PERKINS

#11 • Guard
6-4 • 210 • Sophomore
Indianapolis, Ind.
Lawrence North

SEASON HIGHS

POINTS..... 16 VS. ILLINOIS (12/6/21)
FGM..... 6 VS. ILLINOIS (12/6/21)
FGA..... 11 AT PURDUE (12/3/21)
3-PT FGM..... 2, 2X, LAST VS. ILLINOIS (12/6/21)
3-PT FGA..... 4 VS. UTAH STATE (12/18/21)
FTM..... 4, 2X, LAST VS. WESTERN MICHIGAN (11/22/21)
FTA..... 4, 3X, LAST VS. WESTERN MICHIGAN (11/22/21)
REB..... 5 VS. LONGWOOD (11/9/21)
AST..... 4 VS. UTAH STATE (12/18/21)
STL..... 3, 2X, LAST VS. N.C. CENTRAL (11/16/21)
BLK..... 1 VS. LONGWOOD (11/9/21)
MIN..... 26 AT IOWA STATE (12/9/21)

CAREER HIGHS

POINTS..... 16 VS. ILLINOIS (12/6/21)
FGM..... 5, 2X, LAST AT PURDUE (12/3/21)
FGA..... 11 AT PURDUE (12/3/21)
3-PT FGM..... 2, 2X, LAST VS. ILLINOIS (12/6/21)
3-PT FGA..... 4 VS. UTAH STATE (12/18/21)
FTM..... 4, 2X, LAST VS. WESTERN MICHIGAN (11/22/21)
FTA..... 4, 4X, LAST VS. WESTERN MICHIGAN (11/22/21)
REB..... 7 VS. N. ILLINOIS (12/13/20)
AST..... 3, 2X, LAST VS. ALABAMA STATE (11/18/21)
STL..... 4 VS. UTAH STATE (12/18/21)
BLK..... 1, 2X, LAST VS. LONGWOOD (11/9/21)
MIN..... 26 AT IOWA STATE (12/9/21)


Opponent	Date	GS	MIN	Total		3-Pointers		Free throws		Rebounds				PF	A	TO	BLK	STL	PTS	AVG
				FG-FGA	PCT	3FG-3FGA	PCT	FT-FTA	PCT	OFF	DEF	TOT	AVG							
Longwood	11/09/2021		19:04	1-7	.143	0-2	.000	4-4	1.000	1	4	5	5.0	3	2	2	1	0	6	6.0
Kansas City	11/12/2021		14:00	1-3	.333	0-0	.000	3-3	1.000	1	2	3	4.0	2	0	2	0	3	5	5.5
N.C. Central	11/16/2021		19:52	4-7	.571	2-2	1.000	3-4	.750	1	1	2	3.3	1	1	0	0	3	13	8.0
Alabama St.	11/18/2021		15:53	2-6	.333	1-3	.333	0-0	.000	1	1	2	3.0	0	3	0	0	0	5	7.3
Western Mich.	11/22/2021		16:51	5-6	.833	1-1	1.000	4-4	1.000	0	0	0	2.4	2	1	0	0	2	15	8.8
Portland St.	11/26/2021		13:13	4-6	.667	0-0	.000	2-2	1.000	1	1	2	2.3	2	0	2	0	0	10	9.0
at Virginia	11/29/2021		09:18	2-3	.667	0-0	.000	0-0	.000	0	1	1	2.1	1	0	1	0	1	4	8.3
at Purdue	12/03/2021		22:41	5-11	.455	1-2	.500	3-3	1.000	1	1	2	2.1	2	1	2	0	2	14	9.0
Illinois	12/06/2021		23:52	6-8	.750	2-3	.667	2-3	.667	0	0	0	1.9	3	0	0	0	1	16	9.8
at Iowa St.	12/09/2021		25:42	3-10	.300	0-3	.000	3-3	1.000	1	0	1	1.8	3	1	0	0	1	9	9.7
vs Utah St.	12/18/2021		18:23	0-5	.000	0-4	.000	2-2	1.000	0	3	3	1.9	2	4	0	1	2	2	9.0
Southeastern La.	12/21/2021		19:27	3-8	.375	1-3	.333	1-2	.500	1	0	1	1.8	1	1	1	0	1	8	8.9
Western Ill.	12/29/2021		21:21	2-4	.500	0-0	.000	0-0	.000	0	3	3	1.9	1	2	1	0	0	4	8.5
Maryland	01/03/2022		13:37	2-6	.333	0-2	.000	2-2	1.000	0	2	2	1.9	3	2	1	0	1	6	8.4
at Wisconsin	01/06/2022		10:58	0-4	.000	0-1	.000	0-0	.000	1	0	1	1.9	2	1	0	0	0	0	7.8
Indiana	01/13/2022		11:18	3-5	.600	0-0	.000	2-2	1.000	0	1	1	1.8	1	1	3	0	1	8	7.8
Totals		0	275:30	43-99	.434	8-26	.308	31-34	.912	9	20	29	1.8	29	20	15	2	18	125	7.8

CAREER STATISTICS

YEAR	G/GS	FG-A	PCT	3-PT	PCT	FT-A	PCT	REB	AVG	PF-FO	AST	TO	BLK	STL	PTS	AVG
Fresh.	24/0	15-33	.455	1-3	.333	7-15	.467	31	1.3	21-0	16	3	1	5	38	1.6
Soph.	16/0	43-99	.434	8-26	.308	31-34	.912	29	1.8	29-0	20	15	2	18	125	7.8
TOTALS	40/0	58-132	.439	9-29	.310	38-49	.776	60	1.5	50-0	36	18	3	23	163	4.1



GAME 17: IOWA AT MINNESOTA



FILIP REBRACA

#0 • Forward
6-9 • 230 • Senior
Sombor, Serbia
Univ. of North Dakota

SEASON HIGHS

POINTS..... 13 vs. MARYLAND (1/3/22)
FGM..... 6 vs. MARYLAND (1/3/22)
FGA..... 8 vs. MARYLAND (1/3/22)
3-PT FGM..... 1 vs. ALABAMA STATE (11/18/21)
3-PT FGA..... 1, 4x, LAST vs. MARYLAND (1/3/22)
FTM..... 4 vs. N.C. CENTRAL (11/16/21)
FTA..... 7 vs. N.C. CENTRAL (11/16/21)
REB..... 13 vs. KANSAS CITY (11/12/21)
AST..... 2, 2x, LAST vs. SE LOUISIANA (12/21/21)
STL..... 1, 2x, LAST vs. PORTLAND STATE (11/26/21)
BLK..... 2, 3x, LAST vs. INDIANA (1/13/22)
MIN..... 29 vs. MARYLAND (1/3/22)

CAREER HIGHS

POINTS..... 26 vs. SOUTH DAKOTA, 12/10/20
FGM..... 11 AT ORAL ROBERTS, 1/8/21
FGA..... 21 AT OMAHA, 2/26/20
3-PT FGM..... 2, 8x, LAST vs. OMAHA, 2/20/21
3-PT FGA..... 5 AT SOUTH DAKOTA STATE, 2/9/19
FTM..... 11 vs. WESTERN ILLINOIS, 1/29/21
FTA..... 12 vs. WESTERN ILLINOIS, 1/29/21
REB..... 16 AT DENVER, 1/2/20
AST..... 5, 2x, LAST AT FLORIDA GULF COAST, 11/29/19
STL..... 4 AT ORAL ROBERTS, 1/9/21
BLK..... 8 AT MILWAUKEE, 11/19/19
MIN..... 41 vs. NORTH DAKOTA STATE, 1/16/21

Opponent	Date	GS	MIN	Total		3-Pointers		Free throws		Rebounds				PF	A	TO	BLK	STL	PTS	AVG	
				FG-FGA	PCT	3FG-3FGA	PCT	FT-FTA	PCT	OFF	DEF	TOT	AVG								
Longwood	11/09/2021	*	16:09	1-3	.333	0-0	.000	0-0	.000	0	5	5	5.0	1	1	1	0	0	2	2.0	
Kansas City	11/12/2021	*	22:48	4-5	.800	0-0	.000	1-2	.500	3	10	13	9.0	1	1	0	1	1	9	5.5	
N.C. Central	11/16/2021	*	23:47	2-2	1.000	0-0	.000	4-7	.571	4	2	6	8.0	4	0	1	0	0	8	6.3	
Alabama St.	11/18/2021	*	17:26	2-2	1.000	1-1	1.000	0-0	.000	2	6	8	8.0	1	1	0	1	0	5	6.0	
Western Mich.	11/22/2021	*	17:39	2-5	.400	0-1	.000	2-2	1.000	2	3	5	7.4	1	0	1	1	0	6	6.0	
Portland St.	11/26/2021	*	17:28	2-5	.400	0-0	.000	1-2	.500	2	7	9	7.7	1	0	3	2	1	5	5.8	
at Virginia	11/29/2021	*	28:21	4-4	1.000	0-0	.000	0-3	.000	2	1	3	7.0	2	0	0	0	0	8	6.1	
at Purdue	12/03/2021	*	20:04	1-2	.500	0-0	.000	1-2	.500	0	1	1	6.3	5	0	0	0	0	3	5.8	
Illinois	12/06/2021	*	21:12	1-4	.250	0-1	.000	1-2	.500	2	6	8	6.4	4	2	1	0	0	3	5.4	
at Iowa St.	12/09/2021	*	21:10	2-3	.667	0-0	.000	3-4	.750	1	3	4	6.2	3	1	2	0	0	7	5.6	
vs Utah St.	12/18/2021	*	21:12	3-5	.600	0-0	.000	1-2	.500	1	3	4	6.0	3	0	1	1	0	7	5.7	
Southeastern La.	12/21/2021	*	19:10	2-7	.286	0-0	.000	1-2	.500	1	8	9	6.3	2	2	2	2	0	5	5.7	
Western Ill.	12/29/2021	*	16:30	2-3	.667	0-0	.000	1-2	.500	0	4	4	6.1	0	0	1	0	0	5	5.6	
Maryland	01/03/2022	*	29:22	6-8	.750	0-1	.000	1-3	.333	2	6	8	6.2	3	1	0	0	0	13	6.1	
at Wisconsin	01/06/2022	*	11:36	1-2	.500	0-0	.000	0-0	.000	0	1	1	5.9	2	0	0	0	0	2	5.9	
Indiana	01/13/2022	*	19:52	2-3	.667	0-0	.000	0-0	.000	1	3	4	5.8	4	1	0	2	0	4	5.8	
Totals			16	323:46	37-63	.587	1-4	.250	17-33	.515	23	69	92	5.8	37	10	13	10	2	92	5.8

CAREER STATISTICS

YEAR	G/GS	FG-A	PCT	3-PT	PCT	FT-A	PCT	REB	AVG	PF-FO	AST	TO	BLK	STL	PTS	AVG
Fresh.	29/16	96-180	.533	10-28	.357	31-52	.596	172	5.9	75-1	18	43	26	15	233	8.0
Soph.	32/32	190-328	.579	1-9	.111	78-117	.667	285	8.9	79-0	51	75	33	18	459	14.3
Junior	26/26	174-344	.506	15-41	.366	74-122	.607	197	7.6	69-3	31	61	17	16	437	16.8
Senior	16/16	37-63	.587	1-4	.250	17-33	.515	92	5.8	37-1	10	13	10	2	92	5.8
TOTALS	103/90	497-915	.543	27-82	.329	200-324	.617	746	7.2	260-5	110	192	86	51	1,221	11.9



PAYTON SANDFORT

#20 • Guard
6-7 • 215 • Freshman
Waukee, Iowa
Waukee HS

SEASON HIGHS

POINTS..... 21 vs. ALABAMA STATE (11/18/21)
FGM..... 7 vs. ALABAMA STATE (11/18/21)
FGA..... 15 vs. ALABAMA STATE (11/18/21)
3-PT FGM..... 5, 2x, LAST vs. WESTERN MICHIGAN (11/22/21)
3-PT FGA..... 12 vs. ALABAMA STATE (11/18/21)
FTM..... 2, 5x, LAST vs. SE LOUISIANA (12/21/21)
FTA..... 2, 5x, LAST vs. SE LOUISIANA (12/21/21)
REB..... 5 vs. WESTERN ILLINOIS (12/29/21)
AST..... 2, 3x, LAST AT WISCONSIN (1/6/22)
STL..... 1, 4x, LAST vs. WESTERN ILLINOIS (12/29/21)
BLK..... 1, 3x, LAST vs. ILLINOIS (12/6/21)
MIN..... 21 vs. ALABAMA STATE (11/18/21)

CAREER HIGHS

POINTS..... 21 vs. ALABAMA STATE (11/18/21)
FGM..... 7 vs. ALABAMA STATE (11/18/21)
FGA..... 15 vs. ALABAMA STATE (11/18/21)
3-PT FGM..... 5, 2x, LAST vs. WESTERN MICHIGAN (11/22/21)
3-PT FGA..... 12 vs. ALABAMA STATE (11/18/21)
FTM..... 2, 5x, LAST vs. SE LOUISIANA (12/21/21)
FTA..... 2, 5x, LAST vs. SE LOUISIANA (12/21/21)
REB..... 5 vs. WESTERN ILLINOIS (12/29/21)
AST..... 2, 3x, LAST AT WISCONSIN (1/6/22)
STL..... 1, 4x, LAST vs. WESTERN ILLINOIS (12/29/21)
BLK..... 1, 3x, LAST vs. ILLINOIS (12/6/21)
MIN..... 21 vs. ALABAMA STATE (11/18/21)

Opponent	Date	GS	MIN	Total		3-Pointers		Free throws		Rebounds				PF	A	TO	BLK	STL	PTS	AVG
				FG-FGA	PCT	3FG-3FGA	PCT	FT-FTA	PCT	OFF	DEF	TOT	AVG							
Longwood	11/09/2021		15:46	3-10	.300	2-7	.286	0-0	.000	1	1	2	2.0	1	2	0	0	8	8.0	
Kansas City	11/12/2021		13:07	2-5	.400	0-3	.000	2-2	1.000	0	0	0	1.0	0	1	0	0	6	7.0	
N.C. Central	11/16/2021		08:41	0-1	.000	0-1	.000	0-0	.000	0	1	1	1.0	0	1	0	0	0	4.7	
Alabama St.	11/18/2021		20:45	7-15	.467	5-12	.417	2-2	1.000	1	1	2	1.3	2	2	0	0	21	8.8	
Western Mich.	11/22/2021		16:15	6-10	.600	5-7	.714	2-2	1.000	1	2	3	1.6	0	0	0	1	19	10.8	
Portland St.	11/26/2021		20:01	1-5	.200	0-4	.000	2-2	1.000	1	1	2	1.7	2	1	2	0	4	9.7	
at Virginia	11/29/2021		03:01	0-1	.000	0-1	.000	0-0	.000	0	0	0	1.4	0	0	0	1	0	8.3	
at Purdue	12/03/2021		07:19	0-2	.000	0-2	.000	1-2	.500	1	0	1	1.4	0	1	2	0	1	7.4	
Illinois	12/06/2021		10:14	2-3	.667	1-2	.500	0-0	.000	1	0	1	1.3	0	0	0	1	0	5	7.1
at Iowa St.	12/09/2021		05:22	0-3	.000	0-2	.000	0-0	.000	0	0	0	1.2	0	0	1	0	0	0	6.4
vs Utah St.	12/18/2021		07:44	0-3	.000	0-1	.000	0-0	.000	1	2	3	1.4	4	1	0	0	0	0	5.8
Southeastern La.	12/21/2021		17:25	3-9	.333	2-7	.286	2-2	1.000	0	2	2	1.4	1	1	1	0	1	10	6.2
Western Ill.	12/29/2021		16:30	5-7	.714	3-3	1.000	0-0	.000	4	1	5	1.7	1	0	0	0	1	13	6.7
Maryland	01/03/2022		01:54	0-0	.000	0-0	.000	0-0	.000	0	0	0	1.6	0	0	0	0	0	0	6.2
at Wisconsin	01/06/2022		06:52	0-2	.000	0-1	.000	0-0	.000	1	0	1	1.5	1	2	1	0	0	0	5.8
Indiana	01/13/2022		01:08	0-0	.000	0-0	.000	0-0	.000	0	0	0	1.4	0	0	0	0	0	0	5.4
Totals		0	172:04	29-76	.382	18-53	.340	11-12	.917	12	11	23	1.4	12	12	7	3	4	87	5.4

CAREER STATISTICS

YEAR	G/GS	FG-A	PCT	3-PT	PCT	FT-A	PCT	REB	AVG	PF-FO	AST	TO	BLK	STL	PTS	AVG
Fresh.	16/0	29-76	.382	18-53	.340	11-12	.917	23	1.4	12-0	12	7	3	4	87	5.4



GAME 17: IOWA AT MINNESOTA



JOE TOUSSAINT

#2 • Guard
6-0 • 190 • Junior
Bronx, New York
Cardinal Hayes

SEASON HIGHS

POINTS..... 11 vs. ALABAMA STATE (11/18/21)
FGM..... 4, 3X, LAST vs. MARYLAND (1/3/22)
FGA..... 8 vs. MARYLAND (1/3/22)
3-PT FGM..... 2 vs. ALABAMA STATE (11/18/21)
3-PT FGA..... 2, 3X, LAST vs. MARYLAND (1/3/22)
FTM..... 3 vs. SE LOUISIANA (12/21/21)
FTA..... 4 vs. SE LOUISIANA (12/21/21)
REB..... 4, 2X, LAST vs. MARYLAND (1/3/22)
AST..... 11 vs. ALABAMA STATE (11/18/21)
STL..... 4 vs. LONGWOOD (11/9/21)
BLK.....
MIN..... 26 AT VIRGINIA (11/29/21)

CAREER HIGHS

POINTS..... 18 vs. PENN STATE (1/4/20)
FGM..... 7 AT NEBRASKA (1/7/20)
FGA..... 18 AT NEBRASKA (1/7/20)
3-PT FGM..... 2, 5X, LAST vs. ALABAMA STATE (11/18/21)
3-PT FGA..... 5 AT NEBRASKA (1/7/20)
FTM..... 9 vs. SAN DIEGO STATE (11/29/19)
FTA..... 9 vs. SAN DIEGO STATE (11/29/19)
REB..... 8 vs. CAL POLY (11/24/19)
AST..... 11 vs. ALABAMA STATE (11/18/21)
STL..... 6 AT MARYLAND (1/7/21)
BLK..... 1, 3X, LAST vs. W. ILLINOIS (12/3/20)
MIN..... 34 AT NEBRASKA (1/7/20)

Opponent	Date	GS	MIN	Total		3-Pointers		Free throws		Rebounds				PF	A	TO	BLK	STL	PTS	AVG	
				FG-FGA	PCT	3FG-3FGA	PCT	FT-FTA	PCT	OFF	DEF	TOT	AVG								
Longwood	11/09/2021	*	16:09	3-3	1.000	1-1	1.000	2-2	1.000	0	0	0	0.0	2	4	0	0	4	9	9.0	
Kansas City	11/12/2021	*	20:23	2-4	.500	0-1	.000	0-0	.000	0	1	1	0.5	0	6	2	0	2	4	6.5	
N.C. Central	11/16/2021	*	18:29	1-5	.200	0-1	.000	0-0	.000	1	1	2	1.0	1	2	0	0	0	2	5.0	
Alabama St.	11/18/2021	*	24:07	4-6	.667	2-2	1.000	1-1	1.000	2	1	3	1.5	0	11	2	0	2	11	6.5	
Western Mich.	11/22/2021	*	17:03	3-6	.500	0-0	.000	0-0	.000	0	1	1	1.4	2	4	1	0	3	6	6.4	
Portland St.	11/26/2021	*	13:12	1-4	.250	0-0	.000	0-0	.000	0	0	0	1.2	2	3	3	0	1	2	5.7	
at Virginia	11/29/2021	*	26:02	4-7	.571	0-1	.000	2-2	1.000	0	3	3	1.4	2	0	0	0	0	10	6.3	
at Purdue	12/03/2021	*	15:34	3-4	.750	1-1	1.000	0-0	.000	0	2	2	1.5	3	4	1	0	1	7	6.4	
Illinois	12/06/2021	*	15:58	1-7	.143	0-2	.000	0-0	.000	2	0	2	1.6	1	3	1	0	1	2	5.9	
at Iowa St.	12/09/2021	*	12:04	0-1	.000	0-0	.000	0-0	.000	0	1	1	1.5	1	0	1	0	0	0	5.3	
vs Utah St.	12/18/2021	*	18:28	2-2	1.000	0-0	.000	0-0	.000	1	0	1	1.5	2	2	3	0	0	4	5.2	
Southeastern La.	12/21/2021	*	16:40	1-1	1.000	0-0	.000	3-4	.750	1	3	4	1.7	3	5	2	0	3	5	5.2	
Western Ill.	12/29/2021	*	13:18	0-1	.000	0-0	.000	2-2	1.000	1	4	5	1.9	1	1	1	0	0	2	4.9	
Maryland	01/03/2022	*	25:25	4-8	.500	1-2	.500	0-0	.000	1	3	4	2.1	2	9	3	0	3	9	5.2	
at Wisconsin	01/06/2022	*	17:55	3-5	.600	0-1	.000	0-0	.000	0	0	0	1.9	1	4	2	0	0	6	5.3	
Indiana	01/13/2022	*	20:35	2-5	.400	1-1	1.000	0-0	.000	0	0	0	1.8	2	1	2	0	3	5	5.3	
Totals			16	291:22	34-69	.493	6-13	.462	10-11	.909	9	20	29	1.8	25	59	24	0	23	84	5.3

CAREER STATISTICS

YEAR	G/GS	FG-A	PCT	3-PT	PCT	FT-A	PCT	REB	AVG	PF-FO	AST	TO	BLK	STL	PTS	AVG
Fresh.	31/20	68-180	.378	11-37	.297	54-65	.831	62	2.0	62-1	90	62	2	36	201	6.5
Soph.	31/0	42-99	.424	3-11	.273	28-45	.622	37	1.2	49-0	75	45	1	24	115	3.7
Junior	16/16	34-69	.493	6-13	.462	10-11	.909	29	1.8	25-0	59	24	0	23	84	5.3
TOTALS	78/36	144-348	.414	20-61	.328	92-121	.760	128	1.6	136-1	224	131	3	83	400	5.1



AHRON ULIS

#4 • Guard
6-3 • 195 • Sophomore
Chicago Heights, Ill.
Marion Catholic HS

SEASON HIGHS

POINTS..... 12 vs. N.C. CENTRAL (11/16/21)
FGM..... 3, 2X, LAST vs. ILLINOIS (12/6/21)
FGA..... 6, 2X, LAST vs. ILLINOIS (12/6/21)
3-PT FGM..... 1, 3X, LAST vs. ILLINOIS (12/6/21)
3-PT FGA..... 2, 2X, LAST vs. ILLINOIS (12/6/21)
FTM..... 7 vs. N.C. CENTRAL (11/16/21)
FTA..... 8 vs. N.C. CENTRAL (11/16/21)
REB..... 4, 3X, LAST vs. INDIANA (1/13/22)
AST..... 8 vs. WESTERN MICHIGAN (11/22/21)
STL..... 3 vs. ILLINOIS (12/6/21)
BLK.....
MIN..... 24 vs. ILLINOIS (12/6/21)

CAREER HIGHS

POINTS..... 12 vs. N.C. CENTRAL (11/16/21)
FGM..... 3 vs. LONGWOOD (11/9/21)
FGA..... 6 AT PURDUE (12/3/21)
3-PT FGM..... 1, 2X, LAST AT PURDUE (12/3/21)
3-PT FGA..... 2 vs. ALABAMA STATE (11/18/21)
FTM..... 7 vs. N.C. CENTRAL (11/16/21)
FTA..... 8 vs. N.C. CENTRAL (11/16/21)
REB..... 4, 3X, LAST vs. INDIANA (1/13/22)
AST..... 8 vs. WESTERN MICHIGAN (11/22/21)
STL..... 2 vs. ALABAMA STATE (11/18/21)
BLK..... 1 vs. OREGON (3/22/21)
MIN..... 24 vs. ILLINOIS (12/6/21)

Opponent	Date	GS	MIN	Total		3-Pointers		Free throws		Rebounds				PF	A	TO	BLK	STL	PTS	AVG
				FG-FGA	PCT	3FG-3FGA	PCT	FT-FTA	PCT	OFF	DEF	TOT	AVG							
Longwood	11/09/2021		19:34	3-4	.750	0-0	.000	0-0	.000	2	2	4	4.0	3	5	1	0	0	6	6.0
Kansas City	11/12/2021		13:00	2-2	1.000	0-0	.000	0-1	.000	0	0	0	2.0	0	1	0	0	1	4	5.0
N.C. Central	11/16/2021		21:31	2-5	.400	1-1	1.000	7-8	.875	0	3	3	2.3	1	4	2	0	1	12	7.3
Alabama St.	11/18/2021		15:53	0-3	.000	0-2	.000	0-1	.000	0	0	0	1.8	4	1	1	0	2	0	5.5
Western Mich.	11/22/2021		18:53	1-4	.250	0-0	.000	0-0	.000	0	2	2	1.8	0	8	2	0	1	2	4.8
Portland St.	11/26/2021		12:21	0-1	.000	0-0	.000	0-0	.000	0	2	2	1.8	1	0	2	0	0	0	4.0
at Virginia	11/29/2021		12:48	1-2	.500	0-0	.000	0-0	.000	0	2	2	1.9	0	2	0	0	0	2	3.7
at Purdue	12/03/2021		19:46	2-6	.333	1-1	1.000	2-2	1.000	2	1	3	2.0	4	1	0	0	0	7	4.1
Illinois	12/06/2021		24:18	3-6	.500	1-2	.500	4-4	1.000	0	0	0	1.8	4	7	0	0	3	11	4.9
at Iowa St.	12/09/2021		15:28	0-2	.000	0-0	.000	0-0	.000	0	2	2	1.8	1	4	2	0	1	0	4.4
vs Utah St.	12/18/2021		19:23	1-4	.250	0-1	.000	2-2	1.000	1	3	4	2.0	0	4	2	0	2	4	4.4
Southeastern La.	12/21/2021		12:59	2-3	.667	0-1	.000	0-0	.000	1	2	3	2.1	3	1	1	0	0	4	4.3
Western Ill.	12/29/2021		19:26	1-3	.333	0-0	.000	5-5	1.000	0	3	3	2.2	3	5	2	0	1	7	4.5
Maryland	01/03/2022		14:35	1-2	.500	0-0	.000	0-1	.000	1	1	2	2.1	0	1	0	0	0	2	4.4
at Wisconsin	01/06/2022		14:44	1-2	.500	0-0	.000	0-0	.000	0	3	3	2.2	0	2	1	0	0	2	4.2
Indiana	01/13/2022		18:17	0-4	.000	0-0	.000	4-4	1.000	2	2	4	2.3	1	2	2	0	0	4	4.2
Totals		0	272:56	20-53	.377	3-8	.375	24-28	.857	9	28	37	2.3	25	48	18	0	12	67	4.2

CAREER STATISTICS

YEAR	G/GS	FG-A	PCT	3-PT	PCT	FT-A	PCT	REB	AVG	PF-FO	AST	TO	BLK	STL	PTS	AVG
Fresh.	17/0	5-15	.333	0-3	.000	18-20	.900	15	0.9	8-0	20	6	1	1	28	1.6
Soph.	16/0	20-53	.377	3-8	.375	24-28	.857	37	2.3	25-0	48	18	0	12	67	4.2
TOTALS	33/0	25-68	.368	3-11	.273	42-48	.875	52	1.6	33-0	68	24	1	13	95	2.9





GAME-BY-GAME RESULTS

Overall:	12-4	Big Ten:	2-3	Home:	10-1	Away:	1-3	Neutral:	1-0
Date	Opponent	Result	Attend.	Top Scorer	Top Rebounder				
Nov. 9	Longwood	W, 106-73	9,259	Keegan Murray, 24	Murray/Murray/C. McCaffery, 7				
Nov. 12	Kansas City	W, 89-57	11,133	Keegan Murray, 25	Filip Rebraca, 13				
Nov. 16	N.C. Central	W, 86-69	9,132	Keegan Murray, 27	Keegan Murray, 21				
Nov. 18	Alabama State	W, 108-82	9,957	Keegan Murray, 26	Rebraca/Kris Murray, 8				
Nov. 22	Western Michigan	W, 109-61	10,044	Keegan Murray, 29	Kris Murray, 8				
Nov. 26	Portland State	W, 85-51	11,756	Keegan Murray, 23	Rebraca/Keegan Murray, 9				
Nov. 29	at Virginia	W, 75-74	13,542	Jordan Bohannon, 20	Keegan Murray, 9				
Dec. 3	at #2 Purdue	L, 70-77	14,804	Patrick McCaffery, 15	Rebraca/Ogundele, 5				
Dec. 6	Illinois	L, 83-87	12,072	Keegan Murray, 19	Filip Rebraca, 8				
Dec. 9	at #17 Iowa State	L, 53-73	14,267	Jordan Bohannon, 17	Keegan Murray, 7				
Dec. 18	vs. Utah State	W, 94-75	3,250	Keegan Murray, 35	Keegan Murray, 7				
Dec. 21	Southeastern Louisiana	W, 93-62	10,891	Keegan Murray, 20	Keegan Murray, 10				
Dec. 29	Western Illinois	W, 92-71	15,056	Keegan Murray, 29	Keegan Murray, 10				
Jan. 3	Maryland	W, 80-75	10,327	Keegan Murray, 35	Rebraca/Keegan Murray, 8				
Jan. 6	at #23 Wisconsin	L, 78-87	15,212	Keegan Murray, 27	Patrick McCaffery, 7				
Jan. 13	Indiana	W, 83-74	11,246	Kris Murray, 29	Kris Murray, 11				

^ - Big Ten/ACC Challenge

+ - Iowa Corn Cy-Hawk Series

- Sioux Falls, South Dakota

* - Big Ten Conference Game

% - Big Ten Tournament -- Indianapolis





GAME-BY-GAME STATISTICS

Team	Score	FG-A	PCT	3-PT. FG	PCT	FT-FTA	PCT	REB	PF	AST	TO	BLK	STL
at Iowa	106	36-65	.554	15-33	.455	19-22	.864	43	20	24	8	8	6
Longwood	73	26-74	.351	9-32	.281	12-16	.750	38	22	17	12	0	5
at Iowa	89	34-65	.523	4-16	.250	17-22	.773	39	11	18	8	5	11
Kansas City	57	23-56	.411	7-22	.318	4-6	.667	27	22	12	17	2	4
at Iowa	86	23-61	.377	5-23	.217	35-41	.854	44	14	15	8	4	5
N.C. Central	69	28-59	.475	5-15	.333	8-12	.667	31	30	11	15	3	5
at Iowa	108	38-73	.521	20-44	.455	12-16	.750	44	14	28	10	2	7
Alabama State	82	29-59	.492	11-24	.458	13-19	.684	27	17	17	14	2	8
at Iowa	109	38-72	.528	12-26	.462	21-23	.913	37	9	20	7	6	15
Western Michigan	61	24-63	.381	6-26	.231	7-7	1.000	38	17	14	24	2	6
at Iowa	85	32-66	.485	6-19	.316	15-19	.789	43	12	15	13	4	11
Portland State	51	20-65	.308	4-27	.148	7-9	.778	39	17	10	23	2	8
Iowa	75	30-56	.536	10-21	.476	5-10	.500	30	10	12	4	3	2
at Virginia	74	30-57	.526	9-18	.500	5-9	.556	29	12	16	5	2	0
Iowa	70	25-62	.403	5-21	.238	15-22	.682	30	29	12	9	0	6
at #2 Purdue	77	21-50	.420	8-19	.421	27-37	.730	42	18	14	17	2	5
at Iowa	83	31-69	.449	8-22	.364	13-19	.684	23	21	16	4	5	9
Illinois	87	26-59	.441	11-25	.440	24-28	.857	52	19	16	18	0	4
Iowa	53	17-63	.270	5-27	.185	14-15	.933	32	18	10	12	6	7
at #17 Iowa State	73	27-62	.435	8-25	.320	11-17	.647	50	16	18	16	4	5
Iowa	94	35-64	.547	8-26	.308	16-21	.762	35	21	21	9	4	11
vs. Utah State	75	25-51	.490	8-23	.348	17-24	.708	23	19	18	14	1	4
at Iowa	93	32-68	.471	11-33	.333	18-25	.720	50	15	21	11	3	7
SE Louisiana	62	22-60	.367	8-22	.364	10-17	.588	32	19	15	15	2	4
at Iowa	92	34-63	.540	6-15	.400	18-20	.900	41	12	15	12	8	5
Western Illinois	71	30-72	.417	5-30	.167	6-6	1.000	31	16	4	9	0	6
at Iowa	80	30-61	.492	8-20	.400	12-19	.632	34	15	17	7	4	6
Maryland	75	28-61	.459	9-25	.360	10-17	.588	38	20	11	9	1	6
Iowa	78	30-61	.492	7-20	.350	11-19	.579	26	22	19	8	7	4
at #23 Wisconsin	87	33-66	.500	5-17	.294	16-23	.696	43	20	15	8	1	6
at Iowa	83	28-63	.444	6-18	.333	21-25	.840	35	22	9	12	7	15
Indiana	74	27-53	.509	7-22	.318	13-21	.619	31	21	17	23	5	4





SEASON & CAREER BESTS/THE LAST TIME...

Season Bests

Player	Points	3-Pointers	Rebounds	Assists	Blocks	Steals
Austin Ash	8, Portland St	2, Portland St	2, twice	2, twice	---	---
Jordan Bohannon	20, Virginia	6, twice	2, four times	3, five times	---	3, W. Michigan
Carter Kingsbury	---	---	---	---	---	---
Luc Laketa	3, twice	1, twice	1, Portland St	1, SE Louisiana	---	1, W. Michigan
Connor McCaffery	5, twice	1, four times	8, SE Louisiana	7, Portland St	---	2, Portland St
Patrick McCaffery	16, SE Louisiana	2, SE Louisiana	7, Wisconsin	4, Longwood	2, W. Illinois	3, Indiana
Riley Mulvey	8, W. Michigan	---	5, Alabama St	1, twice	1, W. Illinois	1, Kansas City
Keegan Murray	35, twice	5, Maryland	21, N.C. Central	4, Alabama St	5, Longwood	3, four times
Kris Murray	29, Indiana	3, twice	11, Indiana	2, five times	3, Indiana	3, Indiana
Josh Ogundele	7, Purdue	---	5, Purdue	---	2, Illinois	2, Portland St
Tony Perkins	16, Illinois	2, twice	5, Longwood	4, Utah State	1, twice	3, twice
Filip Rebraca	13, Maryland	1, Alabama St	13, Kansas City	2, twice	2, three times	1, twice
Payton Sandfort	21, Alabama St	5, twice	5, W. Illinois	2, three times	1, three times	1, three times
Joe Toussaint	11, Alabama St	2, Alabama St	5, W. Illinois	11, Alabama St	---	4, Longwood
Ahron Ulis	12, N.C. Central	1, three times	4, three times	8, W. Michigan	---	3, Illinois

Career Bests

Player	Points	3-Pointers	Rebounds	Assists	Blocks	Steals
Austin Ash	9, Savannah St., '18	3, Savannah St., '18	2, five times	2, three times	---	2, Indiana
Jordan Bohannon	30, UAB, '17	8, twice	7, twice	14, Minnesota, '21	1, Nebraska '17	6, Pitt, '18
Carter Kingsbury	---	---	---	---	---	---
Luc Laketa	3, twice	1, twice	1, Portland St, '21	1, SE Louisiana	---	1, W. Michigan
Connor McCaffery	19, UConn, '18	3, twice	13, Michigan, '20	10, Maryland, '21	1, seven times	3, six times
Patrick McCaffery	19, Nebraska, '21	3, Nebraska, '21	7, Wisconsin, '22	4, Longwood, '21	2, three times	3, Indiana
Riley Mulvey	8, W. Michigan, '21	---	5, Alabama St, '21	1, twice	1, W. Illinois, '21	1, Kansas City, '21
Keegan Murray	35, twice	5, Maryland, '21	21, N.C. Central, '21	4, Alabama St, '21	5, Longwood, '21	3, five times
Kris Murray	29, Indiana, '22	3, twice	11, Indiana, '22	2, five times	3, Indiana, '22	3, Indiana, '22
Josh Ogundele	7, Purdue, '21	---	5, Purdue, '21	---	2, Illinois '21	2, Portland St, '21
Tony Perkins	16, Illinois, '21	2, twice	7, N. Illinois, '20	4, Utah State, '21	1, three times	3, twice
Filip Rebraca	26, South Dakota, '20	2, eight times	16, Denver, '20	5, twice	8, Milwaukee, '19	4, Oral Roberts, '19
Payton Sandfort	21, Alabama St, '21	5, twice	5, W. Illinois	2, three times	1, three times	1, three times
Joe Toussaint	18, Penn State, '20	2, four times	8, Cal Poly, '19	11, Alabama St, '21	1, W. Illinois, '20	6, Maryland, '21
Ahron Ulis	12, N.C. Central, '21	1, three times	4, three times	8, W. Michigan, '21	1, Oregon	3, Illinois, '21

The Last Time a Player ...

Had 30 or more points

Iowa -- 35, Keegan Murray vs. Maryland, 1/3/22
Opponent -- 30, Marcus Carr, Minnesota, 12/25/20

Made at least 90% of his FGA (10 att.)

Iowa -- .928 (13-14), Luka Garza vs. Iowa State, 12/11/20
Opponent -- .900 (9-10), Mike Watkins, Penn State, 2/3/18

Made 100% of his FTA (10 att.)

Iowa -- 1.000 (10-10), Jordan Bohannon vs. Nebraska 1/6/19
Opponent -- 1.000 (12-12), Bonzie Colson, Notre Dame, 11/29/16

Had 15 or more rebounds

Iowa -- 21, Keegan Murray vs. N.C. Central, 11/16/21
Opponent -- 18, Kofi Cockburn, Illinois, 12/6/21

Had 10 or more assists

Iowa -- 11, Joe Toussaint vs. Alabama State, 11/18/21
Opponent -- 10, Cam Mack, Nebraska, 1/7/20

Had 5 or more blocks

Iowa -- 5, Keegan Murray vs. Longwood, 11/9/21
Opponent -- 5, Trayce Jackson-Davis, Indiana, 1/13/22

Had 5 or more steals

Iowa -- 6, Joe Toussaint at Maryland, 1/7/21
Opponent -- 5, Chris McNeal, Cincinnati, 12/21/19

The Last Time a Team ...

Scored 100 or more points

Iowa -- 109 vs. Western Michigan, 11/22/21
Opponent -- 102 by Minnesota, 12/25/20

Scored 40 or fewer points

Iowa -- 40 at Wisconsin, 3/3/10
Opponent -- 39 by UNC Wilmington, 11/8/13

Won an overtime game

Iowa -- 76-70 (OT) at Indiana, 2/22/19
Opponent -- 102-95 (OT) by Minnesota, 12/25/20

Made at least 60% of its FGA (20 att.)

Iowa -- .600 (39-65) vs. Kennesaw State, 12/29/19
Opponent -- .631 (41-65) by Purdue, 2/5/20

Made at least 50% of its 3-pt. FGA (8 att.)

Iowa -- .632 (12-19) at Wisconsin, 2/18/21
Opponent -- .500 (9-18) by Virginia, 11/29/21

Made at least 90% of its FTA (10 att.)

Iowa -- .900 (18-20) vs. Western Illinois, 12/29/21
Opponent -- .947 (18-19) by San Diego State, 11/29/19





SEASON HIGHS & LOWS/SPECIALITY STATS

CATEGORY

IOWA

OPPONENTS

Points	High	109	Western Michigan	87	Illinois/Wisconsin
	Low	53	Iowa State	51	Portland State
FG Made	High	38	Alabama St/WMU	33	Wisconsin
	Low	17	Iowa State	20	Portland State
FG Att.	High	73	Alabama State	74	Longwood
	Low	56	Virginia	50	Purdue
FG%	High	.554	Longwood	.526	Virginia
	Low	.270	N.C. Central	.308	Portland State
3-FG Made	High	20	Alabama State	11	Alabama State/Illinois
	Low	4	Kansas City	4	Portland State
3-FG Att.	High	44	Alabama State	32	Longwood
	Low	16	Kansas City	15	N.C. Central
3-FG%	High	.476	Virginia	.500	Virginia
	Low	.185	N.C. Central	.148	Portland State
FTM	High	35	N.C. Central	27	Purdue
	Low	5	Virginia	4	Kansas City
FTA	High	41	N.C. Central	37	Purdue
	Low	10	Virginia	6	Kansas City
FT% (min. 10)	High	.933	Iowa State	.857	Illinois
	Low	.500	Virginia	.588	SE Louisiana/Maryland
Off. Reb.	High	18	N.C. Central/Alabama St	21	Iowa State
	Low	6	Purdue/Wisconsin	2	Utah State
Def. Reb.	High	37	SE Louisiana	34	Purdue
	Low	14	Illinois	19	Western Illinois/Indiana
Total Reb.	High	50	SE Louisiana	52	Illinois
	Low	23	Illinois	23	Utah State
Assists	High	28	Alabama State	18	Iowa State/Utah State
	Low	9	Indiana	4	Western Illinois
Steals	High	15	Western Michigan/Indiana	8	Alabama St/Portland St
	Low	2	Virginia	0	Virginia
Blocks	High	8	Longwood/Western Illinois	5	Indiana
	Low	0	Purdue	0	Illinois/Western Illinois
Turnovers	High	12	ISU/Western Illinois/Indiana	24	Western Michigan
	Low	4	Virginia/Illinois	5	Virginia
Fouls	High	29	Purdue	30	N.C. Central
	Low	9	Western Michigan	12	Virginia

GAME-BY-GAME SPECIALTY STATS

Date	Opponent	Pts. Off	Pts. in	2nd	Bench
		TO's	Paint	Chance	Points
11/9	Longwood	17	36	17	42
11/12	Kansas City	25	58	11	28
11/16	N.C. Central	16	34	15	27
11/18	Alabama State	18	30	23	51
11/22	Western Michigan	36	50	14	63
11/26	Portland State	23	46	17	36
11/29	Virginia	5	30	13	12
12/3	at #2 Purdue	20	34	4	29
12/6	Illinois	26	42	11	43
12/9	at #17 Iowa State	11	20	10	13
12/18	vs. Utah State	18	48	6	25
12/21	SE Louisiana	19	42	14	34
12/29	Western Illinois	9	54	12	32
1/3	Maryland	14	40	17	10
1/6	at #23 Wisconsin	8	38	14	21
1/13	Indiana	34	42	16	46
AVG.		18.7	40.3	13.4	32.0

IOWA AND OPPONENT INDIVIDUAL HIGH PERFORMANCES

CATEGORY

IOWA

OPPONENTS

Points	35	Keegan Murray (Utah State/Maryland)	29	Izaiah Brockington (Iowa State)
Field Goals Made	14 (14-21)	Keegan Murray (Maryland)	11 (11-14)	Izaiah Brockington (Iowa State)
Field Goals Attempted	21 (14-21)	Keegan Murray (Maryland)	18 (10-18)	Johnny Davis (Wisconsin)
Field Goal Percentage (min. 5 made)	.800 (8-10)	Keegan Murray (Longwood)	.889 (8-9)	Leslie Nkerekuwem (Longwood)
3-Point Field Goals Made	6 (6-8/6-9)	Jordan Bohannon (Longwood/Virginia)	5 (5-12/5-9)	Norman, Jr. (WMU)/Ayala (Maryland)
3-Point Field Goals Attempted	9 (6-9)	Jordan Bohannon (Virginia)	12 (5-12)	Lamar Norman, Jr. (Western Michigan)
3-Point Field Goals Pct. (min. 5 made)	.833 (5-6)	Keegan Murray (Maryland)	.556 (5-9)	Eric Ayala (Maryland)
Free Throws Made	9 (9-10)	Keegan Murray (N.C. Central)	6 (6-6)	Mason Gillis (Purdue)
Free Throws Attempted	10 (9-10)	Keegan Murray (N.C. Central)	10 (6-10)	Trayce Jackson-Davis (Indiana)
Free Throw Pct. (min. 7 made)	.900 (9-10)	Keegan Murray (N.C. Central)	---	---
Offensive Rebounds	9	Keegan Murray (N.C. Central)	11	James Jean-Marie (Portland State)
Defensive Rebounds	12	Keegan Murray (N.C. Central)	17	Trevion Williams (Purdue)
Total Rebounds	21	Keegan Murray (N.C. Central)	18	Williams (Purdue)/Cockburn (Illinois)
Assists	11	Joe Toussaint (Alabama State)	6	3 players
Steals	4	Joe Toussaint (Longwood)	2	14 players
Blocks	5	Keegan Murray (Longwood)	5	Trayce Jackson-Davis (Indiana)
Turnovers	3	6 times	6	Lamar Norman, Jr. (Western Michigan)





2021-22 IOWA RECORD WHEN...

When playing at home:	10-1	When leading at the half:	10-0	When wearing White:	9-0
When playing on the road:	1-3	When trailing at the half:	2-4	When wearing Black:	1-3
When playing on a neutral court:	1-0	When tied at the half:	0-0	When wearing Gold:	2-0
				When wearing Gray:	0-1
When Iowa scores 100 points or more:	3-0	Iowa field goal percentage at home:	356-726	.490	
When Iowa scores 90-99 points:	3-0	Iowa field goal percentage on road:	137-306	.448	
When Iowa scores 80-89 points:	5-1	Iowa 3-point percentage at home:	101-270	.374	
When Iowa scores 70-79 points:	1-2	Iowa 3-point percentage on road:	35-115	.304	
When Iowa scores under 70 points:	0-1	Iowa free throw percentage at home:	201-251	.801	
		Iowa free throw percentage on road:	61-87	.701	
When opponent scores 100 points or more:	0-0	On Sunday:	0-0		
When opponent scores 90-99 points:	0-0	On Monday:	3-1		
When opponent scores 80-89 points:	1-2	On Tuesday:	3-0		
When opponent scores 70-79 points:	6-2	On Wednesday:	1-0		
When opponent scores 60-69 points:	3-0	On Thursday:	2-2		
When opponent scores fewer than 60 points:	2-0	On Friday:	2-1		
When Iowa shoots at least 50% from the field:	7-0	On Saturday:	1-0		
When Iowa shoots less than 50% from the field:	5-4	On BTN:	7-1		
When opponent shoots at least 50% from the field:	2-1	On CBS:	0-0		
When opponent shoots less than 50% from the field:	10-3	On ESPN:	0-0		
When Iowa has higher FG% than opponent:	10-1	On ESPN2:	1-1		
When opponent has higher FG%:	2-3	On ESPNU:	0-0		
When FG% is equal:	0-0	On B1G+:	3-0		
		On FS1:	1-2		
When Iowa outrebounds opponent:	10-0	On CBS SN:	0-0		
When opponent has more rebounds:	2-4	On NBC SN:	0-0		
When rebounds are equal:	0-0	On FOX:	0-0		
		On TBS:	0-0		
When Iowa shoots at least 80% from the line:	6-1	Most Points, First Half: 63 vs. Alabama State			
When Iowa shoots less than 80% from the line:	7-3	Fewest Points, First Half: 26 at Purdue/Iowa State			
When opponent shoots at least 80% from the line:	3-1	Most Points Allowed, First Half: 48 vs. Indiana			
When opponent shoots less than 80% from the line:	10-3	Fewest Points Allowed, First Half: 20 vs. WMU/Portland St			
When Iowa shoots more free throws than opponent:	10-0	Most Points, Second Half: 60 vs. Western Michigan			
When opponent shoots more free throws:	2-4	Fewest Points, Second Half: 27 at Iowa State			
When free throws attempts are equal:	0-0	Most Points Allowed, Second Half: 48 vs. Illinois			
When Iowa has higher FT% than opponent:	9-1	Fewest Points Allowed, Second Half: 25 vs. N.C. Central			
When opponent has higher FT%:	3-3	Largest Halftime Advantage: 29 vs. Western Michigan			
When FT% is equal:	0-0	Largest Halftime Deficit: 13 at Purdue/Wisconsin			
When Iowa shoots at least 50% from 3-point range:	0-0				
When Iowa shoots less than 50% from 3-point range:	12-4				
When opponent shoots at least 50% from 3-point range:	1-0				
When opponent shoots less than 50% from 3-point range:	11-4				
When Iowa has a higher 3-point FG% than opponent:	6-1				
When opponent has a higher 3-point FG%:	6-3				
When 3-point FG% is equal:	0-0				
When Iowa has more assists than opponent:	10-1				
When opponent has more assists:	2-2				
When assists are equal:	0-1				
When Iowa has fewer turnovers than opponent:	11-3				
When opponent has fewer turnovers:	1-0				
When turnovers are equal:	0-1				
When Iowa has more steals than opponent:	8-3				
When opponent has more steals:	2-1				
When steals are equal:	2-0				





IOWA SUPERLATIVES UNDER McCAFFERY

TEAM

Most Points Scored

1. 116 -- Savannah State (11/13/16)
2. 111 -- SIU Edwardsville (11/26/10)
3. 110 -- Savannah State (12/22/18)
4. **109 -- Western Michigan (11/22/21)**
- 109 -- Md. Eastern Shore (11/14/13)
6. **108 -- Alabama State (11/18/21)**
7. **106 -- Longwood (11/9/21)**
- 106 -- Northern Illinois (12/13/20)

Fewest Points Allowed

1. 36 -- Howard (11/15/12)
2. 39 -- UNC Wilmington (11/8/13)
- 39 -- Northern Iowa (12/7/10)
4. 40 -- Louisiana Monroe (11/16/10)
5. 41 -- Abilene Christian (11/17/13)

Field Goals Made

1. 42 -- Savannah State (11/13/16)
- 42 -- Central Arkansas (12/19/11)
3. 41 -- Northern Illinois (12/13/20)
4. 40 -- Coppin State (11/15/15)
5. 39 -- Savannah State (12/22/18)
- 39 -- Kennesaw State (12/29/19)

Field Goals Attempted

1. 87 -- Savannah State (11/13/16)
- 79 -- Oregon (3/18/12)
- 78 -- Minnesota (12/25/20)
- 77 -- Nebraska (1/7/20)
- 77 -- Nebraska (1/5/17)
- 76 -- North Carolina (12/8/20)
- 76 -- Central Arkansas (12/19/11)
- 76 -- South Dakota (12/4/12)

Field Goal Percentage (20 Made)

1. .680 -- Illinois (1/20/19)
2. .643 -- Maryland (2/8/15)
3. .630 -- Indiana (1/29/12)
4. .627 -- Michigan (3/4/21)
5. .623 -- Abilene Christian (11/17/13)
6. .617 -- Arkansas-Pine Bluff (12/22/13)

3-Point Field Goals Made

1. **20 -- Alabama State (11/18/21) ***
2. 19 -- Savannah State (12/22/18)
3. 18 -- Savannah State (11/13/16)
4. 17 -- North Carolina (12/8/20)
5. 16 -- Nebraska (3/4/21)
- 16 -- Maryland (2/25/17)
- 16 -- TCU (3/19/17)

3-Point Field Goals Attempted

1. **44 -- Alabama State (11/18/21) ***
2. 43 -- Nebraska (3/4/21)
- 43 -- Savannah State (11/13/16)
4. 42 -- Savannah State (12/22/18)
5. 40 -- North Carolina (12/8/20)
6. 36 -- Iowa State (12/7/17)

3-Point FG Percentage (10 Made)

1. .714 (15-21) Illinois (1/20/19)
2. .632 (12-19) Wisconsin (2/18/21)
3. .619 (13-21) Northern Illinois (11/17/11)
4. .615 (16-26) Maryland (2/25/17)
5. .611 (11-18) Rutgers (1/31/17)

Free Throws Made

1. 39 -- Indiana (2/21/17)
2. 38 -- Omaha (11/10/13)
3. **35 -- NC Central (11/16/21)**
- 34 -- Green Bay (11/11/18)
- 34 -- Illinois (2/28/18)
6. 33 -- Illinois (1/11/18)

Free Throws Attempted

1. 49 -- Omaha (11/10/13)
2. 47 -- Indiana (2/21/17)
3. 45 -- Green Bay (11/11/18)
4. 43 -- UM Eastern Shore (11/14/13)
- 43 -- Michigan State (1/28/14)
6. **41 -- NC Central (11/16/21)**
- 41 -- Illinois (2/28/18)

Free Throw Percentage (10 Made)

1. 1.000 (15-15) Illinois (3/8/20)
- 1.000 (15-15) Virginia (3/27/13)
3. 1.000 (13-13) Purdue (12/28/16)
4. **.933 (14-15) Iowa State (12/9/21)**
5. .929 (26-28) North Florida (12/22/14)
6. .926 (25-27) Penn State (2/28/15)
7. .923 (12-13) Iowa State (12/12/14)

Most Rebounds

1. 57 -- Western Illinois (12/3/20)
- 57 -- Md. Eastern Shore (11/14/13)
3. 56 -- UNC Wilmington (11/8/13)
- 56 -- Brown (12/3/11)
- 56 -- SC State (12/19/12)
6. 55 -- Minnesota (12/25/20)

Most Assists

1. 34 -- Northern Illinois (12/29/17)
2. 33 -- Savannah State (11/13/16)
3. 32 -- Central Arkansas (12/19/11)
4. 31 -- Coppin State (11/15/15)
5. 30 -- Savannah State (12/22/18)

Most Steals

1. 19 -- SIU Edwardsville (11/26/10)
- 16 -- UMBC (12/6/14)
3. **15 -- Indiana (1/13/22)**
- 15 -- Western Michigan (11/22/21)**
- 15 -- Rutgers (1/31/17)
6. 14 -- Kennesaw State (12/29/19)
- 14 -- Maryland (1/19/17)
- 14 -- Marquette (11/19/15)
- 14 -- Penn (11/22/13)
- 14 -- Idaho St (12/4/10)
- 14 -- Chicago St (11/11/11)

Most Blocked Shots

1. 14 -- Drake (12/19/15) *
2. 13 -- Illinois (3/5/13)
3. 12 -- UNC Wilmington (11/8/13)
- 12 -- Northern Illinois (11/26/14)
5. 11 -- Michigan State (12/29/15)
6. 10 -- Penn State (2/15/14)
- 10 -- UT-Pan American (11/9/12)

Fewest Turnovers

1. 3 -- Temple (3/18/16)
- 3 -- Drake (12/19/15)
3. **4 -- Illinois (12/6/21)**
- 4 -- Virginia (11/29/21)**
- 4 -- Michigan (1/17/16)
- 4 -- Northwestern (2/15/15)

* -- denotes school record

INDIVIDUAL

Most Points:

1. 44 -- Luka Garza at Michigan (12/6/19)
2. 42 -- Peter Jok vs. Memphis (11/26/16)
3. 41 -- Luka Garza vs. Southern (11/27/20)
4. 38 -- Luka Garza at Indiana (2/13/20)
5. 36 -- Luka Garza vs. Oregon (3/22/21)
6. **35 -- Keegan Murray vs. Maryland (1/3/22)**
- 35 -- Keegan Murray vs. Utah State (12/18/21)**
- 35 -- Luka Garza vs. Western Illinois (12/3/20)
- 35 -- Peter Jok vs. Indiana (2/21/17)

Field Goals Made

1. 17 -- Luka Garza at Michigan (12/6/19)
2. **14 -- Keegan Murray vs. Maryland (1/3/22)**
- 14 -- Luka Garza vs. Oregon (3/22/21)
- 14 -- Luka Garza vs. Southern (11/27/20)
- 14 -- Luka Garza at Indiana (2/13/20)
5. **13 -- Keegan Murray vs. W. Illinois (12/29/21)**
- 13 -- Keegan Murray vs. Utah State (12/18/21)**
- 13 -- Luka Garza vs. Minnesota (1/10/21)
- 13 -- Luka Garza vs. Iowa State (12/11/20)
- 13 -- Luka Garza vs. Western Illinois (12/3/20)
- 13 -- Luka Garza vs. Penn State (1/4/20)

Field Goals Attempted

1. 32 -- Luka Garza at Michigan (12/6/19)
2. 28 -- Luka Garza vs. Penn State (2/29/20)
3. 27 -- Luka Garza at Minnesota (12/25/20)
- 24 -- Devyn Marble vs. Wisconsin (1/5/14)
- 24 -- Peter Jok vs. Nebraska (1/5/17)

3-Point FG Made

1. 8 -- Jordan Bohannon vs. Nebraska (3/4/21)
- 8 -- Peter Jok vs. Memphis (11/26/16)
- 8 -- Jordan Bohannon vs. Maryland (2/25/17)
4. 7 -- Jordan Bohannon vs. N. Carolina (12/8/20)
- 7 -- Jordan Bohannon vs. N'western (2/25/18)
- 7 -- Jordan Bohannon vs Notre Dame (11/29/16)
- 7 -- Jordan Bohannon vs TCU (3/19/17)
- 7 -- Devyn Marble vs Oregon (3/18/12)
- 7 -- Matt Gatens vs Wisconsin (2/23/12)
- 7 -- Matt Gatens vs Indiana (2/19/12)

3-Point Field Goals Attempted

1. 16 -- Jordan Bohannon vs. N. Carolina (12/8/20)
2. 15 -- Jordan Bohannon at Notre Dame (12/3/16)
3. 14 -- Jordan Bohannon at Syracuse (12/3/19)
- 14 -- Jordan Bohannon vs. Savannah St. (12/22/18)
- 14 -- Jordan Bohannon vs. N'western (2/25/18)
6. **12 -- Payton Sandfort vs. Alabama St (11/18/21)**
- 12 -- Jordan Bohannon vs. Nebraska (3/4/21)
- 12 -- Jordan Bohannon at Illinois (1/11/18)
- 12 -- Jordan Bohannon vs. Omaha (12/3/16)

Free Throws Made

1. 22 -- Peter Jok vs. Indiana (2/21/17) *
2. 14 -- Roy Devyn Marble vs. UNI (12/15/12)
- 14 -- Aaron White vs. Texas (11/20/14)
4. 13 -- Tyler Cook vs. UAB (11/22/17)
- 13 -- Aaron White vs. Wisconsin (1/19/13)

Most Rebounds:

1. **21 -- Keegan Murray vs. NC Central (11/16/21)**
2. 18 -- Luka Garza vs. Wisconsin (1/27/20)
- 18 -- Luka Garza at Nebraska (1/7/20)
- 18 -- Adam Woodbury vs. Wisconsin (2/24/16)
5. 17 -- Luka Garza at Minnesota (12/25/20)
- 17 -- Aaron White vs. Iowa State (12/13/13)

Most Assists

1. 13 -- Jordan Bohannon vs. TCU (3/19/17)
2. 12 -- Mike Gesell vs. Minnesota (2/14/16)
- 12 -- Mike Gesell vs. Coppin State (11/15/15)
4. **11 -- Joe Toussaint vs. Alabama St (11/18/21)**
- 11 -- Jordan Bohannon vs. Wisconsin (1/23/18)
- 11 -- Jordan Bohannon vs. South Dakota (3/15/17)
- 11 -- Mike Gesell vs. Michigan (3/5/16)
- 11 -- Devyn Marble vs. Wisconsin (2/22/14)
- 11 -- Bryce Cartwright vs. Dayton (3/13/12)
10. 10 -- Connor McCaffery at Maryland (1/7/21)
- 10 -- Jordan Bohannon vs. Minnesota (12/9/19)
- 10 -- Jordan Bohannon vs. Minnesota (1/30/18)
- 10 -- Jordan Bohannon vs. Ohio State (1/4/18)
- 10 -- Jordan Bohannon vs. Indiana (3/9/17)
- 10 -- Mike Gesell vs. Nebraska (1/5/16)
- 10 -- Mike Gesell vs. Tenn. Tech (12/22/15)

Most Steals

1. 7 -- Eric May vs. SIUE (11/26/10)
2. 6 -- Joe Toussaint at Maryland (1/7/21)
- 6 -- Jordan Bohannon vs. Pitt (11/27/18)
- 6 -- Roy Devyn Marble vs. Penn (11/22/13)
- 6 -- Eric May at Wake Forest (11/30/10)
6. 5 -- Joe Toussaint vs. Kennesaw St (12/29/19)
- 5 -- Nicholas Baer vs. Drake (12/16/17)
- 5 -- Isaiah Moss vs. Indiana (3/9/17)
- 5 -- Jarryd Cole at Mich St (3/2/11)
- 5 -- Matt Gatens vs. Idaho St (12/4/10)
- 5 -- Aaron White vs. North Florida (12/22/14)
- 5 -- Mike Gesell at Penn State (2/28/15)

Most Blocks

1. 7 -- Melsahn Basabe vs. Iowa St (12/10/10)
- 7 -- Gabriel Olaseni vs. Illinois (3/5/13)
3. 6 -- Nicholas Baer at Nebraska (1/5/17)
- 6 -- Jarrod Uthoff vs. Minnesota (2/14/16)
- 6 -- Jarrod Uthoff vs. Michigan State (12/19/15)
- 6 -- Nicholas Baer vs. Drake (12/19/15)
- 6 -- Melsahn Basabe vs. Ohio St (1/4/11)



Game 1 - Iowa 106, Longwood 73

Official Box Score
Longwood vs Iowa
Game Totals -- Final Statistics
November 09, 2021 at Carver-Hawkeye Arena - Iowa City



Longwood 73

No.	Player	S	Pts	FG	3FG	FT	OR	DR	TR	PF	A	TO	Bk	Stl	Min	+	-
01	WILKINS, ISIAH	G	19	7-13	4-6	1-2	2	6	8	2	1	3	0	0	27	-14	
03	WADE, DESHAUN	G	5	1-7	1-4	2-2	1	3	4	2	1	1	0	1	25	-22	
04	WATSON, ZAC	F	4	1-2	0-0	2-2	0	1	1	4	0	1	0	0	16	-20	
11	HILL, JUSTIN	G	10	3-10	1-3	3-3	1	2	3	1	6	1	0	2	27	-30	
35	GRANLUND, JESPER	F	0	0-5	0-4	0-0	1	1	2	3	0	2	0	0	16	-22	
00	NIKERUJEM, LESLIE	G	17	8-9	0-0	1-2	3	1	4	2	0	1	0	0	20	-13	
02	LITERAS, NATE	G	3	1-8	1-5	0-0	0	1	1	0	1	0	0	1	18	-15	
05	DARDEN, JAYLANI	G	2	1-2	0-1	0-0	2	0	2	1	0	0	0	0	2	-1	
12	PERKINS, JORDAN	G	5	2-8	1-2	0-0	0	2	2	6	1	0	0	0	24	-22	
21	HICKS, TREY	F	2	1-2	0-0	0-1	1	0	1	1	0	1	0	0	2	-1	
22	LACOUNT, GAKHARI	G	0	0-1	0-1	0-0	0	0	0	0	0	0	0	0	2	-1	
23	HOUSTON, D'AVIAN	G	3	1-5	1-4	0-0	1	2	3	4	1	1	0	1	14	-2	
24	O'CONNOR, CAMERON	G	0	0-1	0-1	0-0	0	0	0	0	0	0	0	0	2	-1	
44	WILLIAMS, C.J.	G	3	0-1	0-1	3-4	2	1	3	0	1	0	0	0	2	-1	
TEAM							3	1	4	0	0						
TOTALS			73	26-74	9-32	12-16	17	21	38	22	17	12	0	5	199		

Shooting By Period	FG	FG%	3FG	3FG%	FT	FT%	Deadball Rebounds: 2.0
1st Half	12-35	34%	4-15	27%	1-1	100%	Last FG: 2nd-00:06
2nd Half	14-39	36%	5-17	29%	11-15	73%	Biggest Run: 7-0
Game	26-74	35.1%	9-32	28.1%	12-16	75.0%	Largest lead: By 0 at -

Iowa 106

No.	Player	S	Pts	FG	3FG	FT	OR	DR	TR	PF	A	TO	Bk	Stl	Min	+	-
00	REBRACA, FILIP	F	2	1-3	0-0	0-0	0	5	5	1	1	1	0	0	16	29	
02	TOUSSAINT, JOE	G	9	3-3	1-1	2-2	0	0	0	2	4	0	0	4	16	29	
03	BOHANNON, JORDAN	G	18	6-8	6-8	0-0	0	0	0	1	1	0	0	1	17	37	
15	MURRAY, KEEGAN	F	24	8-10	3-4	5-5	2	5	7	3	1	0	5	0	17	38	
22	MCCAFFERY, PATRICK	F	11	3-6	0-3	5-6	0	4	4	0	4	2	0	0	22	29	
04	ULIS, AHRON	G	6	3-4	0-0	0-0	2	2	4	3	5	1	0	0	20	1	
11	PERKINS, TONY	G	6	1-7	0-2	4-4	1	4	5	3	2	2	1	0	19	8	
13	ASH, AUSTIN	G	3	0-3	0-3	3-4	0	0	0	2	2	1	0	0	13	-8	
20	SANDFORT, PAYTON	G	8	3-10	2-7	0-0	1	1	2	1	2	1	0	0	16	3	
24	MURRAY, KRIS	F	16	7-9	2-4	0-1	2	5	7	2	1	1	2	1	17	0	
25	LAKETA, LUC	G	0	0-0	0-0	0-0	0	0	0	0	0	0	0	0	2	1	
30	MCCAFFERY, CONNOR	G	3	1-1	1-1	0-0	1	6	7	0	0	0	0	0	14	3	
44	MULVEY, RILEY	C	0	0-1	0-0	0-0	0	1	1	2	1	0	0	0	10	-5	
TEAM							1	0	1	0	0						
TOTALS			106	36-65	15-33	19-22	10	33	43	20	24	8	8	6	199		

Shooting By Period	FG	FG%	3FG	3FG%	FT	FT%	Deadball Rebounds: 1.0
1st Half	19-33	58%	8-16	50%	10-11	91%	Last FG: 2nd-01:30
2nd Half	17-32	53%	7-17	41%	9-11	82%	Biggest Run: 14-0
Game	36-65	55.4%	15-33	45.5%	19-22	86.4%	Largest lead: By 39 at 2nd-16:04

Game Notes:	Score	1st	2nd	TOT	Points	LWD	U-I
Officials: Paul Szec, Tim Stewart, Kevin Raher	LWD	29	44	73	In the Paint	26	36
Attendance: 9259	U-I	56	50	106	Off Turns	14	17
Start Time: 10:05 PM ET							
End Time: 12:01 AM ET							
Game Duration: 1:55							
LWD led for 0:00, U-I led for 39:35.							
Game was tied for 0:18.							
Times tied: 0 Lead Changes: 0							
Bench							
Per Poss							
0.961 1.493							
32/76 45/71							

Game 3 - Iowa 86, N.C. Central 69

Official Box Score
N.C. Central vs Iowa
Game Totals -- Final Statistics
November 16, 2021 at Carver-Hawkeye Arena - Iowa City



N.C. Central 69

No.	Player	S	Pts	FG	3FG	FT	OR	DR	TR	PF	A	TO	Bk	Stl	Min	+	-
00	CALDWELL, ALEX	G	3	1-3	1-2	0-0	0	1	1	4	0	2	0	0	9	-10	
02	MONROE, KRIS	F	10	4-9	1-2	1-2	3	1	4	3	0	4	0	0	35	-11	
11	MAULISBY, MAROUÉ	G	12	5-11	2-3	0-0	0	8	8	4	3	0	0	1	31	-2	
23	BUTLER, CAMERON	C	4	2-2	0-0	0-1	0	1	1	5	0	1	0	0	14	-12	
44	MILLER, JR, RANDY	G	15	7-14	1-4	0-0	0	3	3	3	1	2	1	1	32	-19	
01	HARRIS, JA'DARIUS	G	0	0-1	0-1	0-0	0	0	0	2	0	0	0	0	4	-4	
03	PRICE, ASANTI	F	2	1-3	0-1	0-0	1	0	1	2	0	0	0	0	10	-15	
04	KING, DONTAVIUS	F	4	2-3	0-0	0-0	0	2	2	5	1	0	1	1	17	-4	
05	WRIGHT, JUSTIN	G	2	0-0	0-0	2-2	0	0	0	0	0	0	0	0	2	1	
21	BOONE, ERIC	G	9	2-9	0-2	5-6	1	4	5	0	5	1	0	1	32	-10	
24	FENNELL, NICOLAS	G	8	4-4	0-0	0-1	2	3	5	2	1	5	0	1	15	-15	
TEAM							1	0	1	0	0						
TOTALS			69	28-59	5-15	8-12	8	23	31	30	11	15	3	5	200		

Shooting By Period	FG	FG%	3FG	3FG%	FT	FT%	Deadball Rebounds: 1.0
1st Half	18-31	58%	3-7	43%	5-7	71%	Last FG: 2nd-05:15
2nd Half	10-28	36%	2-8	25%	3-5	60%	Biggest Run: 7-0
Game	28-59	47.5%	5-15	33.3%	8-12	66.7%	Largest lead: By 2 at 1st-19:39

Iowa 86

No.	Player	S	Pts	FG	3FG	FT	OR	DR	TR	PF	A	TO	Bk	Stl	Min	+	-
00	REBRACA, FILIP	F	8	2-2	0-0	4-7	4	2	6	4	0	1	0	0	24	12	
02	TOUSSAINT, JOE	G	2	1-5	0-1	0-0	1	1	2	1	2	0	0	0	18	-8	
03	BOHANNON, JORDAN	G	7	1-10	1-9	4-4	0	2	2	0	1	0	0	0	25	-1	
15	MURRAY, KEEGAN	F	27	9-19	0-4	9-10	9	12	21	2	2	4	0	3	37	17	
22	MCCAFFERY, PATRICK	F	15	4-11	1-4	6-6	1	0	1	0	1	2	0	0	23	5	
04	ULIS, AHRON	G	12	2-5	1-1	7-8	0	3	3	1	4	2	0	1	22	25	
11	PERKINS, TONY	G	13	4-7	2-2	3-4	1	1	2	1	1	0	0	3	20	27	
13	ASH, AUSTIN	G	0	0-0	0-0	0-0	0	0	0	0	0	0	0	0	1	-1	
20	SANDFORT, PAYTON	G	0	0-1	0-1	0-0	0	1	1	0	1	0	0	0	9	-3	
23	OGUNDELE, JOSH	C	0	0-0	0-0	0-0	0	1	1	2	0	0	0	0	1	0	
30	MCCAFFERY, CONNOR	G	2	0-1	0-1	2-2	0	1	1	3	3	1	0	1	21	12	
TEAM							2	2	4	0	0						
TOTALS			86	23-61	5-23	35-41	18	26	44	14	15	8	4	5	200		

Shooting By Period	FG	FG%	3FG	3FG%	FT	FT%	Deadball Rebounds: 3.0
1st Half	14-34	41%	4-15	27%	17-18	94%	Last FG: 2nd-02:36
2nd Half	9-27	33%	1-8	13%	18-23	78%	Biggest Run: 15-0
Game	23-61	37.7%	5-23	21.7%	35-41	85.4%	Largest lead: By 19 at 2nd-01:44

Game Notes:	Score	1st	2nd	TOT	Points	NCC	U-I
Officials: Bill Elk, Steve McJunkins, Brian McNutt	NCC	44	25	69	In the Paint	44	34
Attendance: 9132	U-I	49	37	86	Off Turns	6	16
Start Time: 09:05 PM ET							
End Time: 11:03 PM ET							
Game Duration: 1:58							
NCC led for 1:25, U-I led for 37:34.							
Game was tied for 1:01.							
Times tied: 7 Lead Changes: 11							
Per Poss 1.000 1.265							
32/69 39/68							

Game 2 - Iowa 89, Kansas City 57

Official Box Score
Kansas City vs Iowa
Game Totals -- Final Statistics
November 12, 2021 at Carver-Hawkeye Arena - Iowa City



Kansas City 57

No.	Player	S	Pts	FG	3FG	FT	OR	DR	TR	PF	A	TO	Bk	Stl	Min	+	-
01	GILYARD II, EVAN	G	6	3-12	0-4	0-0	0	1	1	2	3	1	0	0	28	-26	
04	JOHNSON, JACOB	G	6	3-4	0-1	0-0	1	1	2	3	1	0	0	1	22	-25	
11	KOPP, ANDERSON	G	11	4-9	3-4	0-0	1	1	2	2	1	2	0	0	20	-24	
20	ALLICK, JOSIAH	F	4	1-4	1-2	1-2	0	3	3	4	1	4	0	0	21	-11	
23	NESBITT JR., MARVIN	G	6	2-6	0-2	2-2	0	8	8	3	0	4	0	0	26	-23	
30	BARBER, TIMOTHY	G	1	0-3	0-0	0-0	0	2	2	1	0	2	0	1	10	-2	
05	ALLEN, SHEMARRI	G	2	1-1	0-0	0-0	0	2	2	5	2	2	0	0	17	-13	
21	MARTIN, SAM	G	6	2-5	1-3	1-2	0	2	2	1	1	1	0	1	17	-9	
34	CHAPMAN, JACK	F	5	2-6	1-2	0-0	1	2	3	0	1	0	2	0	23	-16	
35	BOSER, CADEN	F	5	2-4	1-3	0-0	0	0	0	1	1	1	0	1	15	-11	
	TEAM						1	1	2	0		1					
TOTALS			57	23-56	7-22	4-6	4	23	27	22	12	17	2	4	198		

Game 5 - Iowa 109, Western Michigan 61

Official Box Score
Western Mich. vs Iowa
Game Totals -- Final Statistics
November 22, 2021 at Carver-Hawkeye Arena - Iowa City



Western Mich. 61

No.	Player	S	Pts	FG	3FG	FT	OR	DR	TR	PF	A	TO	Bk	Stl	Min	+/-
00	HASTINGS, MARKEESE	F	0	0-5	0-1	0-0	2	4	6	2	2	1	0	0	15	-15
02	MARTIN, ADRIAN	G	0	0-3	0-2	0-0	0	1	1	1	1	0	0	0	15	-14
11	NORMAN JR., LAMAR	G	19	7-16	5-12	0-0	0	1	1	1	2	6	0	0	31	-45
22	WRIGHT, TITUS	C	7	3-5	0-1	1-1	1	6	7	1	0	1	1	1	27	-37
32	SMITH, MACK	G	12	4-5	0-0	4-4	1	5	6	2	5	4	1	0	24	-22
01	MC MILLAN, MILEEK	F	3	1-3	1-2	0-0	0	1	1	4	0	1	0	1	14	-11
12	FREEMAN, JOSIAH	G	4	2-5	0-3	0-0	0	1	1	0	0	2	0	1	20	-32
14	KIMBLE, CAMERON	G	2	1-4	0-2	0-0	0	0	0	2	1	2	0	2	11	-4
20	LOBSINGER, OWEN	F	2	1-4	0-1	0-0	2	3	5	3	1	2	0	0	16	-25
21	ETCHISON, GUS	G	4	2-10	0-2	0-0	0	3	3	0	2	1	0	1	18	-27
34	KOLP, DANNY	F	8	3-3	0-0	2-2	2	0	2	1	0	0	0	0	9	-8
	TEAM						5	0	5	0	4					
TOTALS			61	24-63	6-26	7-7	13	25	38	17	14	24	2	6	199	

Shooting By Period	FG	FG%	3FG	3FG%	FT	FT%
1st Half	8-27	30%	2-14	14%	2-2	100%
2nd Half	16-36	44%	4-12	33%	5-5	100%
Game	24-63	38.1%	6-26	23.1%	7-7	100.0%

Deadball Rebounds: 0.0
Last FG: 2nd-00:18
Biggest Run: 6-0
Largest lead: By 2 at 1st-19:16
Technical Fouls: None.

Iowa 109

No.	Player	S	Pts	FG	3FG	FT	OR	DR	TR	PF	A	TO	Bk	Stl	Min	+/-
00	REBRACA, FILIP	F	6	2-5	0-1	2-2	2	3	5	1	0	1	1	0	18	19
02	TOUSSAINT, JOE	G	6	3-6	0-0	0-0	0	1	1	2	4	1	0	3	17	18
03	BOHANNON, JORDAN	G	5	2-7	1-5	0-0	0	0	1	1	3	1	0	3	19	20
15	MURRAY, KEEGAN	F	29	10-14	2-4	7-9	3	3	6	0	0	0	3	2	21	21
30	MCCAFFERY, CONNOR	G	0	0-3	0-3	0-0	0	2	2	1	2	0	0	0	22	32
04	ULIS, AHRON	G	2	1-4	0-0	0-0	0	2	2	0	8	2	0	1	19	23
11	PERKINS, TONY	G	15	5-6	1-1	4-4	0	0	0	2	1	0	0	2	17	31
13	ASH, AUSTIN	G	4	2-5	0-1	0-0	1	0	1	0	2	1	0	0	8	6
20	SANDFORT, PAYTON	G	19	6-10	5-7	2-2	1	2	3	0	0	0	0	1	16	28
24	MURRAY, KRIS	F	12	3-6	2-3	4-4	1	7	8	1	0	0	1	2	23	30
25	LAKETA, LUC	G	3	1-1	1-1	0-0	0	0	0	0	0	0	0	1	6	1
44	MULVEY, RILEY	C	8	3-5	0-0	2-2	2	2	4	1	0	1	0	0	13	11
	TEAM						1	4	5	0	0					
TOTALS			109	38-72	12-26	21-23	11	26	37	9	20	7	6	15	199	

Shooting By Period	FG	FG%	3FG	3FG%	FT	FT%
1st Half	16-31	52%	7-12	58%	10-11	91%
2nd Half	22-41	54%	5-14	36%	11-12	92%
Game	38-72	52.8%	12-26	46.2%	21-23	91.3%

Deadball Rebounds: 0.0
Last FG: 2nd-01:20
Biggest Run: 13-0
Largest lead: By 54 at 2nd-02:10
Technical Fouls: None.

Game Notes:
Officials: Rob Riley, Brooks Wells, Ed Phillips
Attendance: 10044
Start Time: 08:33 PM ET
End Time: 10:17 PM ET
Game Duration: 1:44

Score	1st	2nd	TOT	Points	WMU	UI
WMU	20	41	61	In the Paint	30	50
UI	49	60	109	Off Turns	6	36
				2nd Chance	10	14
				Fast Break	12	31
				Bench	23	63
				Per Poss	0.772	1.434
					27/79	47/76

WMU led for 0:56. UI led for 37:17.
Game was tied for 1:31.
Times tied: 1 Lead Changes: 1

Game 6 - Iowa 85, Portland State 51

Official Box Score
Portland St. vs Iowa
Game Totals -- Final Statistics
November 26, 2021 at Carver-Hawkeye Arena - Iowa City



Portland St. 51

No.	Player	S	Pts	FG	3FG	FT	OR	DR	TR	PF	A	TO	Bk	Stl	Min	+/-
01	JEAN-MARIE, JAMES	F	7	3-10	0-0	1-2	11	4	15	3	1	5	1	0	33	-27
05	CARTER III, MICHAEL	G	8	3-7	2-5	0-0	1	1	2	1	4	3	1	1	30	-20
22	RUFFIN, MARLON	G	18	7-14	1-6	3-4	0	4	4	2	1	2	0	2	31	-25
23	THOMAS, KHALID	F	11	5-13	0-5	1-1	1	8	9	3	1	2	0	1	27	-16
55	STARKS, MIKAL	G	0	0-6	0-3	0-0	0	1	1	2	0	4	0	2	22	-21
02	BURKE, IAN	G	2	1-2	0-0	0-0	1	0	1	0	0	0	0	0	11	-12
03	ALLEY, EZEKIEL	G	3	1-5	1-3	0-0	0	3	3	0	2	5	0	0	17	-12
04	DAWSON, PARIS	G	2	0-3	0-2	2-2	0	1	1	1	0	0	0	0	9	-10
10	CURTISS, HAYDEN	F	0	0-0	0-0	0-0	0	1	1	0	0	0	0	0	3	-7
12	WOOD, TREY	F	0	0-3	0-2	0-0	1	0	1	0	0	1	0	0	2	-5
15	NELSON, GIO	G	0	0-1	0-1	0-0	0	0	0	2	0	0	0	0	2	-5
32	EYMAN, JACOB	C	0	0-1	0-0	0-0	0	0	0	3	0	1	0	2	14	-10
	TEAM						1	0	1	0						
TOTALS			51	20-65	4-27	7-9	16	23	39	17	10	23	2	8	199	

Shooting By Period	FG	FG%	3FG	3FG%	FT	FT%
1st Half	8-28	29%	2-13	15%	2-2	100%
2nd Half	12-37	32%	2-14	14%	5-7	71%
Game	20-65	30.8%	4-27	14.8%	7-9	77.8%

Deadball Rebounds: 1.0
Last FG: 2nd-02:22
Biggest Run: 7-0
Largest lead: By 0 at -
Technical Fouls: #22 RUFFIN (Admin Technical) @ 2nd - 06:01.

Iowa 85

No.	Player	S	Pts	FG	3FG	FT	OR	DR	TR	PF	A	TO	Bk	Stl	Min	+/-
00	REBRACA, FILIP	F	5	2-5	0-0	1-2	2	7	9	1	0	3	2	1	17	11
02	TOUSSAINT, JOE	G	2	1-4	0-0	0-0	0	0	0	2	3	0	1	1	13	8
03	BOHANNON, JORDAN	G	5	1-4	0-3	3-3	0	0	0	0	1	0	0	1	25	18
15	MURRAY, KEEGAN	F	23	10-16	1-5	2-2	3	6	9	1	0	0	1	2	27	17
22	MCCAFFERY, PATRICK	F	14	5-10	1-3	3-3	0	2	2	0	1	1	0	1	20	16
04	ULIS, AHRON	G	0	0-1	0-0	0-0	0	2	2	1	0	2	0	0	12	15
11	PERKINS, TONY	G	10	4-6	0-0	2-2	1	1	2	2	0	2	0	0	13	12
13	ASH, AUSTIN	G	8	3-3	2-2	0-0	1	1	2	0	0	0	0	0	5	6
20	SANDFORT, PAYTON	G	4	1-5	0-4	2-2	1	1	2	2	1	2	0	0	20	18
23	OGUNDELE, JOSH	C	1	0-1	0-0	1-3	1	1	2	0	0	0	0	2	4	4
24	MURRAY, KRIS	F	13	5-9	2-2	1-2	3	3	6	1	2	0	1	1	20	18
25	LAKETA, LUC	G	0	0-1	0-0	0-0	1	0	1	0	0	0	0	0	2	5
30	MCCAFFERY, CONNOR	G	0	0-1	0-0	0-0	0	3	3	2	7	0	0	2	19	17
44	MULVEY, RILEY	C	0	0-0	0-0	0-0	0	0	0	0	0	0	0	0	2	5
	TEAM						0	3	3	0						
TOTALS			85	32-66	6-19	15-19	13	30	43	12	15	13	4	11	199	

Shooting By Period	FG	FG%	3FG	3FG%	FT	FT%
1st Half	12-33	36%	2-9	22%	5-6	83%
2nd Half	20-33	61%	4-10	40%	10-13	77%
Game	32-66	48.5%	6-19	31.6%	15-19	78.9%

Deadball Rebounds: 2.0
Last FG: 2nd-01:26
Biggest Run: 10-0
Largest lead: By 34 at 2nd-00:34
Technical Fouls: #0 TEAM (Admin Technical) @ 1st - 12:06.

Game Notes:
Officials: Donnie Eppley, John Floyd, King Whetstone
Attendance: 11756
Start Time: 07:01 PM ET
End Time: 08:46 PM ET
Game Duration: 1:45

Score	1st	2nd	TOT	Points	PSU	UI
PSU	20	31	51	In the Paint	22	46
UI	31	54	85	Off Turns	17	23
				2nd Chance	9	17
				Fast Break	6	20
				Bench	7	36
				Per Poss	0.689	1.197
					23/74	39/71

Game 7 - Iowa 75, Virginia 74

Official Box Score
Iowa vs Virginia
Game Totals -- Final Statistics
November 29, 2021 at John Paul Jones Arena - Charlottesville



Iowa 75

No.	Player	S	Pts	FG	3FG	FT	OR	DR	TR	PF	A	TO	Bk	Stl	Min	+/-
00	REBRACA, FILIP	F	8	4-4	0-0	0-3	2	1	3	2	0	0	0	0	28	7
02	TOUSSAINT, JOE	G	10	4-7	0-1	2-2	0	3	3	2	0	0	0	0	26	-4
03	BOHANNON, JORDAN	G	20	7-12	6-9	0-0	0	1	1	3	2	0	0	0	31	-1
15	MURRAY, KEEGAN	F	18	7-13	1-4	3-5	2	7	9	1	3	2	1	0	36	-7
22	MCCAFFERY, PATRICK	F	7	3-6	1-1	0-0	1	2	3	0	3	0	1	1	24	-1
04	ULIS, AHRON	G	2	1-2	0-0	0-0	0	2	2	0	2	0	0	0	13	7
11	PERKINS, TONY	G	4	2-3	0-0	0-0	0	1	1	1	0	1	0	1	9	2
20	SANDFORT, PAYTON	G	0	0-1	0-1	0-0	0	0	0	0	0	0	1	0	3	7
24	MURRAY, KRIS	F	6	2-7	2-4	0-0	1	1	2	1	0	1	0	0	17	0
30	MCCAFFERY, CONNOR	G	0	0-1	0-1	0-0	1	2	3	0	2	0	0	0	13	-5
	TEAM						2	1	3	0		0				
TOTALS			75	30-56	10-21	5-10	9	21	30	10	12	4	3	2	200	

Game 9 - Illinois 87, Iowa 83

Official Box Score
Illinois vs Iowa
Game Totals -- Final Statistics
December 06, 2021 at Carver-Hawkeye Arena - Iowa City, IA



Illinois 87

No.	Player	S	Pts	FG	3FG	FT	OR	DR	TR	PF	A	TO	Bk	Stl	Min	+/-
01	FRAZIER, TRENT	G	18	5-9	3-5	5-6	2	6	8	0	2	5	0	2	37	11
11	PLUMMER, ALFONSO	G	21	6-11	4-8	5-5	0	2	2	4	1	2	0	0	33	9
20	WILLIAMS, DAMONTE	G	3	1-2	0-0	1-1	2	2	4	3	6	2	0	1	30	-7
21	COCKBURN, KOFI	C	17	6-12	0-0	5-6	5	13	18	3	0	1	0	0	30	2
23	HAWKINS, COLEMAN	F	7	2-8	0-2	3-4	2	5	7	5	5	3	0	1	24	0
03	GRANDISON, JACOB	F	21	6-14	4-9	5-6	2	1	3	1	2	0	0	0	30	7
04	PAYNE, OMAR	F	0	0-0	0-0	0-0	0	0	0	2	0	1	0	0	1	0
10	GOODE, LUKE	G	0	0-1	0-1	0-0	0	2	2	0	0	0	0	0	6	-5
13	BOSMANS-VERDONK, BENJAMIN	F	0	0-2	0-0	0-0	3	0	3	1	0	0	0	0	9	3
	TEAM						3	2	5	0						
TOTALS				87	26-59	11-25	24-28	19	33	52	19	16	18	0	4	200

Shooting By Period	FG	FG%	3FG	3FG%	FT	FT%	Deadball Rebounds: 4.0
1st Half	14-33	42%	8-18	44%	3-4	75%	Last FG: 2nd-01:20
2nd Half	12-26	46%	3-7	43%	21-24	88%	Biggest Run: 10-0
Game	26-59	44.1%	11-25	44.0%	24-28	85.7%	Largest lead: By 15 at 2nd-08:57
							Technical Fouls: None

Iowa 83

No.	Player	S	Pts	FG	3FG	FT	OR	DR	TR	PF	A	TO	Bk	Stl	Min	+/-
00	REBRACA, FILIP	F	3	1-4	0-1	1-2	2	6	8	4	2	1	0	0	21	-1
02	TOUSSAINT, JOE	G	2	1-7	0-2	0-0	0	2	2	1	3	1	0	1	16	-11
03	BOHANNON, JORDAN	G	4	2-5	0-1	0-0	0	0	0	2	1	1	0	0	17	-15
15	MURRAY, KEEGAN	F	19	7-15	1-4	4-7	1	1	2	1	0	1	2	3	30	-11
22	MCCAFFERY, PATRICK	F	12	5-11	2-2	0-1	1	1	2	1	0	0	0	0	24	-10
04	ULIS, AHRON	G	11	3-6	1-2	4-4	0	0	0	4	7	0	0	3	24	9
11	PERKINS, TONY	G	16	6-8	2-3	2-3	0	0	0	3	0	0	0	1	24	11
20	SANDFORT, PAYTON	G	5	2-3	1-2	0-0	1	0	1	0	0	0	1	0	10	7
23	OGUNDELE, JOSH	C	0	0-0	0-0	0-0	0	0	0	0	0	0	2	0	2	-8
24	MURRAY, KRIS	F	8	3-8	0-3	2-2	2	3	5	2	2	0	0	0	17	5
30	MCCAFFERY, CONNOR	G	3	1-2	1-2	0-0	0	0	0	3	1	0	0	1	15	4
	TEAM						0	3	3	0						
TOTALS				83	31-69	8-22	13-19	9	14	23	21	16	4	5	9	200

Shooting By Period	FG	FG%	3FG	3FG%	FT	FT%	Deadball Rebounds: 2.0
1st Half	15-32	47%	4-12	33%	2-3	67%	Last FG: 2nd-00:01
2nd Half	16-37	43%	4-10	40%	11-16	69%	Biggest Run: 14-0
Game	31-69	44.9%	8-22	36.4%	13-19	68.4%	Largest lead: By 9 at 1st-05:58
							Technical Fouls: None

Game Notes:	Score	1st	2nd	TOT	Points	ILL	UI
Officials: D.J. Carstensen, Lewis Garrison, Eric Curry	ILL	39	48	87	In the Paint	26	42
Attendance: 14267	UI	36	47	83	Off Turns	8	26
Start Time: 07:01 PM ET					2nd Chance	24	11
Conference Game:					Fast Break	2	17
					Bench	21	43
					Per Poss	1.243	1.203
						37/70	36/69

ILL led for 30:33, UI led for 6:52.	
Game was tied for 2:38.	
Times tied: 2	Lead Changes: 4

Game 10 - #17 Iowa State 73, Iowa 53

Official Box Score
Iowa vs #17 Iowa State
Game Totals -- Final Statistics
December 09, 2021 at James H. Hilton Coliseum - Ames, Iowa

Iowa 53

No.	Player	S	Pts	FG	3FG	FT	OR	DR	TR	PF	A	TO	Bk	Stl	Min	+/-
00	REBRACA, FILIP	F	7	2-3	0-0	3-4	1	3	4	3	1	2	0	0	21	-13
02	TOUSSAINT, JOE	G	0	0-1	0-0	0-0	0	1	1	1	0	1	0	0	12	-8
03	BOHANNON, JORDAN	G	17	4-12	3-8	6-6	1	1	2	2	0	2	0	0	31	-10
15	MURRAY, KEEGAN	F	9	4-17	1-6	0-0	6	1	7	3	1	1	2	3	37	-15
22	MCCAFFERY, PATRICK	F	7	2-9	1-5	2-2	0	4	4	1	1	1	1	0	26	-7
04	ULIS, AHRON	G	0	0-2	0-0	0-0	0	2	2	1	4	2	0	1	15	0
11	PERKINS, TONY	G	9	3-10	0-3	3-3	1	0	1	3	1	0	0	1	26	-22
20	SANDFORT, PAYTON	G	0	0-3	0-2	0-0	0	0	0	0	0	0	1	0	5	-8
23	OGUNDELE, JOSH	C	0	0-0	0-0	0-0	0	0	0	0	1	0	0	1	0	2
24	MURRAY, KRIS	F	4	2-6	0-3	0-0	3	3	6	3	1	1	2	2	16	-2
30	MCCAFFERY, CONNOR	G	0	0-0	0-0	0-0	1	0	1	0	1	0	1	0	8	-13
	TEAM						2	2	4	0						
TOTALS				53	17-63	5-27	14-15	15	17	32	18	10	12	6	7	200

Shooting By Period	FG	FG%	3FG	3FG%	FT	FT%	Deadball Rebounds: 1.0
1st Half	8-28	29%	3-12	25%	7-7	100%	Last FG: 2nd-00:35
2nd Half	9-35	26%	2-15	13%	7-8	88%	Biggest Run: 7-0
Game	17-63	27.0%	5-27	18.5%	14-15	93.3%	Largest lead: By 4 at 1st-11:52
							Technical Fouls: None

#17 Iowa State 73

No.	Player	S	Pts	FG	3FG	FT	OR	DR	TR	PF	A	TO	Bk	Stl	Min	+/-
01	BROCKINGTON, IZAIHAH	G	29	11-14	3-5	4-6	5	5	10	3	2	3	0	2	36	24
04	CONDITT, GEORGE	F	4	2-4	0-0	0-0	2	1	3	4	1	0	0	0	13	8
11	HUNTER, TYRESE	G	11	4-13	1-5	2-2	2	6	8	1	6	3	0	0	33	23
22	KALSCHUR, GABE	G	8	3-15	0-5	2-2	1	3	4	2	4	2	1	0	34	14
23	ENARUNA, TRISTAN	F	6	2-3	1-1	1-2	1	5	6	2	0	0	2	1	18	13
02	GRILL, CALEB	G	0	0-1	0-1	0-0	1	0	1	2	5	1	0	0	22	16
03	JACKSON, TRE	G	6	2-5	2-4	0-0	0	1	1	0	0	2	0	1	12	-4
05	KUNC, ALJAZ	F	7	2-5	1-4	2-3	2	4	6	2	0	0	0	1	25	4
12	JONES, ROBERT	F	2	1-2	0-0	0-2	2	2	4	0	0	2	1	0	8	2
	TEAM						5	2	7	0						
TOTALS				73	27-62	8-25	11-17	21	29	50	16	18	16	4	5	200

Shooting By Period	FG	FG%	3FG	3FG%	FT	FT%	Deadball Rebounds: 3.2
1st Half	14-32	44%	4-11	36%	6-10	60%	Last FG: 2nd-03:26
2nd Half	13-30	43%	4-14	29%	5-7	71%	Biggest Run: 9-0
Game	27-62	43.5%	8-25	32.0%	11-17	64.7%	Largest lead: By 24 at 2nd-12:22
							Technical Fouls: None

Game Notes:	Score	1st	2nd	TOT	Points	IOW	ISU
Officials: Keith Kimble, Bert Smith, Brooks Wells	IOW	26	27	53	In the Paint	20	32
Attendance: 14267	ISU	38	35	73	Off Turns	11	14
Start Time: 09:01 PM ET					2nd Chance	10	19
Game was tied for 0:14.					Fast Break	5	9
Game Duration: 2:19					Bench	13	15
					Per Poss	0.883	1.090
						23/66	33/67

IOW led for 3:51, ISU led for 35:55.	
Game was tied for 0:14.	
Times tied: 2	Lead Changes: 8

Game 11 - Iowa 94, Utah State 75

Official Box Score
Utah State vs Iowa
Game Totals -- Final Statistics
December 19, 2021 at Sanford Pentagon



Utah State 75

No.	Player	S	Pts	FG	3FG	FT	OR	DR	TR	PF	A	TO	Bk	Stl	Min	+/-
04	HORVATH, BRANDON	F	18	6-11	3-5	3-6	0	6	9	1	2	3	0	0	30	-16
05	EYTLER-ROCK, RJ	G	4	0-4	0-3	4-4	0	1	1	2	2	0	0	0	25	-20
15	JONES, RYLAN	G	5	2-6	0-0	1-2	0	1	1	4	5	2	0	1	23	-9
22	MILLER, BROCK	G	8	3-5	1-3	1-2	0	3	3	2	1	3	0	0	29	-21
34	BEAN, JUSTIN	F	17	7-9	1-2	2-2	0	2	2	4	4	2	0	2	29	-18
03	ASHWORTH, STEVEN	G	6	2-7	2-6	0-0	0	1	1	3	4	2	0	0	26	-15
11	SHULGA, MAX	G	7	1-2	1-2	4-4	0	2	2	1	0	0	0	1	13	5
12	ZAPALA, SZYMON	C	2	1-1	0-0	0-2	1	2	3	0	0	0	1	0	2	4
21	THELISSEN, NORBERT	F	0	0-1	0-1	0-0	0	0	0	0	0	0	0	0	5	7
24	HAMODA, ZEE	F	4	2-3	0-1	0-0	0	0	0	0	0	0	0	0	8	1
32	DORIS, TREVIN	C	4	1-2	0-0	2-2	1	3	4	2	0	0	0	0	10	-13
	TEAM						0	0	0	0						
TOTALS				75	25-51	8-23	17-24	2	21	23	19	18	14	1	4	200

Shooting By Period	FG	FG%	3FG	3FG%	FT	FT%	Last FG: 2nd-01:24
1st Half	16-30	53%	6-13	46%	5-6	83%	Largest lead: By 4 at
2nd Half	9-21	43%	2-10	20%	12-18	67%	Technical Fouls: #0 TEAM @ 2nd - 10:22.
Game	25-51	49.0%	8-23	34.8%	17-24	70.8%	

Game 13 - Iowa 92, Western Illinois 71

Official Box Score
Western Ill. vs Iowa
Game Totals -- Final Statistics
December 29, 2021 at Carver-Hawkeye Arena - Iowa City



Western Ill. 71

No.	Player	S	Pts	FG	3FG	FT	OR	DR	TR	PF	A	T	Bk	Stl	Min	+/-
02	PEARSON, TAMELL	F	4	2-4	0-0	0-0	2	2	4	2	1	3	0	1	33	-22
05	MASSNER, TRENTON	G	20	9-17	0-4	2-2	0	2	2	1	2	1	0	2	38	-20
15	SANDAGE, COLTON	G	15	6-14	3-11	0-0	0	4	4	2	0	0	0	0	28	-15
25	CARIUS, WILL	F	12	4-16	2-9	2-2	5	4	9	3	0	0	0	0	34	-18
44	BARISIC, LUKA	F	12	5-13	0-6	2-2	2	1	3	2	0	0	0	1	21	-7
03	BURRELL, CAMERON	F	0	0-1	0-0	0-0	0	0	0	0	0	0	0	0	4	-7
11	FLORES, JADRIAN	G	2	1-2	0-0	0-0	1	0	1	3	0	1	0	1	9	-4
12	ANHOLD, ADAM	F	0	0-0	0-0	0-0	0	0	0	0	0	0	0	0	2	0
13	LAMAR, BRADEN	G	0	0-0	0-0	0-0	0	0	0	1	0	0	0	0	3	-2
21	JETER IV, ROBERT	G	0	0-0	0-0	0-0	0	0	0	0	0	1	0	0	2	-2
22	LEE, KJ	G	0	0-1	0-0	0-0	0	0	0	0	0	0	0	0	3	-2
24	DIXON, GEORGE	F	6	3-4	0-0	0-0	1	6	7	2	1	2	0	1	22	-6
	TEAM						1	0	1	0	1					
TOTALS			71	30-72	5-30	6-6	12	19	31	16	4	9	0	6	200	

Shooting By Period	FG	FG%	3FG	3FG%	FT	FT%	Deadball Rebounds: 0.0
1st Half	14-37	38%	3-19	16%	2-2	100%	Last FG: 2nd-03:21
2nd Half	16-35	46%	2-11	18%	4-4	100%	Biggest Run: 6-0
Game	30-72	41.7%	5-30	16.7%	6-6	100.0%	Largest lead: By 0 at 1st-19:21

Iowa 92

No.	Player	S	Pts	FG	3FG	FT	OR	DR	TR	PF	A	T	Bk	Stl	Min	+/-
00	REBRACA, FILIP	F	5	2-3	0-0	1-2	0	4	4	0	0	1	0	0	17	13
02	TOUSSAINT, JOE	G	2	0-1	0-0	2-2	1	4	5	1	1	1	0	0	13	4
03	BOHANNON, JORDAN	G	13	3-9	1-6	6-6	0	1	1	2	3	1	0	0	24	22
15	MURRAY, KEEGAN	F	29	13-20	1-4	2-3	2	8	10	1	3	1	3	3	35	27
22	MCCAFFERY, PATRICK	F	11	4-8	1-2	2-2	0	3	3	0	1	2	2	0	24	11
04	ULIS, AHRON	G	7	1-3	0-0	5-5	0	3	3	3	5	2	0	1	19	4
11	PERKINS, TONY	G	4	2-4	0-0	0-0	0	3	3	1	2	1	0	0	21	10
13	ASH, AUSTIN	G	2	1-1	0-0	0-0	0	0	0	0	0	0	0	0	3	2
20	SANDFORT, PAYTON	G	13	5-7	3-3	0-0	4	1	5	1	0	0	0	1	17	11
24	MURRAY, KRIS	F	6	3-7	0-0	0-0	3	1	4	3	0	2	2	0	13	-6
25	LAKETA, LUC	G	0	0-0	0-0	0-0	0	0	0	0	0	0	0	0	2	0
30	MCCAFFERY, CONNOR	G	0	0-0	0-0	0-0	0	1	1	0	0	0	0	0	10	5
44	MULVEY, RILEY	C	0	0-0	0-0	0-0	0	0	0	0	0	0	1	0	2	2
	TEAM						1	1	2	0	1					
TOTALS			92	34-63	6-15	18-20	11	30	41	12	15	12	8	5	200	

Shooting By Period	FG	FG%	3FG	3FG%	FT	FT%	Deadball Rebounds: 1.0
1st Half	21-36	58%	5-10	50%	6-7	86%	Last FG: 2nd-01:49
2nd Half	13-27	48%	1-5	20%	12-13	92%	Biggest Run: 8-0
Game	34-63	54.0%	6-15	40.0%	18-20	90.0%	Largest lead: By 21 at 2nd-01:49

Game Notes:	Score	1st	2nd	TOT	Points	WIU	UI
Officials: Donnie Epley, Brandon Cruz, Chad Barlow	WIU	33	38	71	In the Paint	42	54
Attendance: 19056	UI	53	39	92	Off Turns	14	9
Start Time: 08:01 PM ET					2nd Chance	13	12
End Time: 09:46 PM ET	WU led for 0:00. UI led for 39:26.				Fast Break	2	31
Game Duration: 1:44	Game was tied for 0:28.				Bench	8	32
	Times tied: 1	Lead Changes: 0			Per Poss	1.014	1.298
						32/70	42/71

Game 15 - #23 Wisconsin 87, Iowa 78

Official Box Score
Iowa vs Wisconsin
Game Totals -- Final Statistics
January 06, 2022 at Kohl Center (Ab Nicholas Court) - Madison



Iowa 78

No.	Player	S	Pts	FG	3FG	FT	OR	DR	TR	PF	A	T	Bk	Stl	Min	+/-
00	REBRACA, FILIP	F	2	1-2	0-0	0-0	0	1	1	2	0	0	0	0	12	-11
02	TOUSSAINT, JOE	G	6	3-5	0-1	0-0	0	0	0	1	4	2	0	0	18	-13
03	BOHANNON, JORDAN	G	12	3-6	3-6	3-6	0	1	1	2	3	0	0	0	29	-3
15	MURRAY, KEEGAN	F	27	10-16	2-4	5-9	1	4	5	0	0	3	3	1	35	-17
22	MCCAFFERY, PATRICK	F	10	4-10	0-2	2-3	1	6	7	4	3	0	1	0	26	-8
04	ULIS, AHRON	G	2	1-2	0-0	0-0	0	3	3	0	2	1	0	0	15	-8
11	PERKINS, TONY	G	0	0-4	0-1	0-0	1	0	1	2	1	0	0	0	11	-9
13	ASH, AUSTIN	G	2	1-1	0-0	0-0	0	0	0	0	0	0	0	0	1	7
20	SANDFORT, PAYTON	G	0	0-2	0-1	0-0	1	0	1	1	2	1	0	0	7	-3
23	OGUNDELE, JOSH	C	3	1-2	0-0	1-1	1	0	1	1	0	0	1	0	4	9
24	MURRAY, KRIS	F	12	5-10	2-5	0-0	0	3	3	3	2	1	2	2	20	7
30	MCCAFFERY, CONNOR	G	0	0-0	0-0	0-0	1	0	1	5	2	0	0	1	15	2
44	MULVEY, RILEY	C	2	1-1	0-0	0-0	0	1	1	1	0	0	0	0	6	2
	TEAM						0	1	1	0	0					
TOTALS			78	30-61	7-20	11-19	6	20	26	22	19	8	7	4	199	

Shooting By Period	FG	FG%	3FG	3FG%	FT	FT%	Deadball Rebounds: 3.2
1st Half	14-32	44%	1-6	17%	3-6	50%	Last FG: 2nd-00:15
2nd Half	16-29	55%	6-14	43%	8-13	62%	Biggest Run: 9-0
Game	30-61	49.2%	7-20	35.0%	11-19	57.9%	Largest lead: By 23 at 2nd-07:04

Wisconsin 87

No.	Player	S	Pts	FG	3FG	FT	OR	DR	TR	PF	A	T	Bk	Stl	Min	+/-
01	DAVIS, JOHNNY	G	26	10-18	3-7	3-5	1	8	9	3	5	2	0	0	35	21
05	WAHL, TYLER	F	16	6-7	0-0	4-8	3	6	9	2	2	1	1	2	32	15
22	CROWL, STEVEN	F	12	6-8	0-0	0-0	1	2	3	2	3	0	0	1	24	24
13	HEPBURN, CHUCKY	G	11	3-9	1-4	4-4	0	2	2	2	1	0	0	2	31	21
34	DAVISON, BRAD	G	18	6-11	1-3	5-5	3	4	7	1	2	1	0	1	32	17
00	NEATH, JACOBI	G	2	1-3	0-1	0-1	1	3	4	1	1	1	0	0	14	-2
02	DAVIS, JORDAN	G	0	0-0	0-0	0-0	0	0	0	0	0	0	0	0	1	-7
04	HIGGINSBOTTOM, CARTER	G	0	0-0	0-0	0-0	0	0	0	0	0	0	0	0	1	-8
10	LINDSEY, ISAAC	G	0	0-0	0-0	0-0	0	0	0	0	0	0	0	0	0	-4
11	BOWMAN II, LORNE	G	0	0-3	0-1	0-0	0	0	0	2	0	1	0	0	9	-8
14	GILMORE, CARTER	F	2	1-2	0-1	0-0	0	0	0	3	0	0	0	0	7	1
20	CARLSON, BEN	F	0	0-1	0-0	0-0	0	0	0	0	0	0	0	0	1	-7
33	VOGT, CHRIS	C	0	0-3	0-0	0-0	2	2	4	3	1	0	0	0	12	-10
35	ILVER, MARKUS	F	0	0-0	0-0	0-0	0	0	0	0	1	0	1	0	1	-8
	TEAM						4	1	5	0	1					
TOTALS			87	33-66	5-17	16-23	15	28	43	20	15	8	1	6	199	

Shooting By Period	FG	FG%	3FG	3FG%	FT	FT%	Deadball Rebounds: 3.2
1st Half	17-34	50%	4-14	29%	7-12	58%	Last FG: 2nd-03:02
2nd Half	16-32	50%	1-3	33%	9-11	82%	Biggest Run: 12-0
Game	33-66	50.0%	5-17	29.4%	16-23	69.6%	Largest lead: By 23 at 2nd-07:08

Game Notes:	Score	1st	2nd	TOT	Points	IOW	WIS
Officials: Kelly Pfeiffer, Don Dalry, Brian Dorsey	IOW	32	46	78	In the Paint	38	40
Attendance: 15212	WIS	45	42	87	Off Turns	8	13
Start Time: 09:08 PM ET					2nd Chance	14	18
End Time: 11:08 PM ET	IOW led for 9:40. WIS led for 37:50.				Fast Break	9	5
Game Duration: 2:01	Game was tied for 1:15.				Bench	21	4
Conference Game:	Times tied: 2	Lead Changes: 1			Per Poss	1.130	1.243
						36/69	41/70

Game 14 - Iowa 80, Maryland 75

Official Box Score
Maryland vs Iowa
Game Totals -- Final Statistics
January 03, 2022 at Carver-Hawkeye Arena - Iowa City



Maryland 75

No.	Player	S	Pts	FG	3FG	FT	OR	DR	TR	PF	A	T	BK	Stl	Min	+/-	
04	RUSSELL, FATTS	G	16	7-15	2-6	0-0	0	4	4	4	4	3	0	0	37	-2	
05	AYALA, ERIC	G	19	5-11	5-9	4-7	0	6	6	2	3	0	1	0	37	-3	
13	HART, HAKIM	G	11	3-10	1-4	4-4	3	5	8	3	1	0	0	1	30	-9	
24	SCOTT, DONTA	F	11	5-10	1-4	0-1	2	1	3	3	1	2	0	1	36	-12	
33	WAHAB, QUDUS	C	12	5-6	0-0	2-5	4	3	7	3	1	3	0	1	26	2	
10	REESE, JULIAN	F	4	2-5	0-1	0-0	3	2	5	4	0	0	0	2	13	-7	
11	GREEN, XAVIER	G	2	1-2	0-1	0-0	0	1	1	1	0	0	0	0	14	11	
23	MARTINEZ, IAN	G	0	0-2	0-0	0-0	0	2	2	0	1	1	0	1	6	-5	
TEAM							1	1	2	0	0						
TOTALS				75	28-61	9-25	10-17	13	25	38	20	11	9	1	6	200	



2021-22 Iowa Men's Basketball Combined Team Statistics In Conference games

Page 1/1
as of Jan 14, 2022

Game Records

Record	Overall	Home	Away	Neutral
ALL GAMES	2-3	2-1	0-2	0-0
CONFERENCE	2-3	2-1	0-2	0-0
NON-CONFERENCE	0-0	0-0	0-0	0-0

Score by Periods

Team	1st	2nd	OT	TOT
Iowa	171	223	0	394
Opponents	211	189	0	400

Team Box Score

No. Player					Total		3-Point		F-Throw		Rebounds													
		GP-GS	MIN	AVG	FG-FGA	FG%	3FG-3FGA	3FG%	FT-FTA	FT%	OFF	DEF	TOT	AVG	PF	DQ	A	TO	BLK	STL	PTS	AVG		
15	MURRAY, Keegan	4-4	125:27	31.4	36-61	.590	9-17	.529	12-21	.571	9	15	24	6.0	6	0	1	6	10	6	93	23.3		
24	MURRAY, Kris	5-1	102:15	20.4	25-48	.521	6-19	.316	6-8	.750	8	16	24	4.8	12	0	7	4	6	6	62	12.4		
22	MCCAFFERY, Patrick	5-5	120:08	24.0	16-46	.348	3-10	.300	12-18	.667	5	15	20	4.0	7	0	6	0	1	3	47	9.4		
11	PERKINS, Tony	5-0	82:26	16.5	16-34	.471	3-8	.375	9-10	.900	2	4	6	1.2	11	0	5	6	0	5	44	8.8		
3	BOHANNON, Jordan	5-5	124:18	24.9	10-32	.313	5-20	.250	14-19	.737	0	3	3	0.6	9	0	7	2	0	1	39	7.8		
2	TOUSSAINT, Joe	5-5	95:27	19.1	13-29	.448	3-7	.429	0-0	.000	3	5	8	1.6	9	0	21	9	0	8	29	5.8		
4	ULIS, Ahron	5-0	91:40	18.3	7-20	.350	2-3	.667	10-11	.909	5	7	12	2.4	9	0	13	3	0	3	26	5.2		
0	REBRACA, Filip	5-5	102:06	20.4	11-19	.579	0-2	.000	3-7	.429	5	17	22	4.4	18	1	4	1	2	0	25	5.0		
23	OGUNDELE, Josh	4-0	30:00	7.5	4-8	.500	0-0	.000	2-4	.500	2	4	6	1.5	7	0	0	1	3	0	10	2.5		
13	ASH, Austin	1-0	01:02	1.0	1-1	1.000	0-0	.000	0-0	.000	0	0	0	0.0	0	0	0	0	0	0	2	2.0		
30	MCCAFFERY, Connor	5-0	87:48	17.6	2-10	.200	2-10	.200	3-4	.750	1	4	5	1.0	14	1	6	1	0	7	9	1.8		
20	SANDFORT, Payton	5-0	27:27	5.5	2-7	.286	1-5	.200	1-2	.500	3	0	3	0.6	1	0	3	3	1	1	6	1.2		
44	MULVEY, Riley	3-0	09:56	3.3	1-1	1.000	0-0	.000	0-0	.000	0	2	2	0.7	5	0	0	2	0	0	2	0.7		
Team											5	8	13					2						
Total		5	1000		144-316	.456	34-101	.337	72-104	.692	48	100	148	29.6	108	2	73	40	23	40	394	78.8		
Opponents		5	1000		135-289	.467	40-108	.370	90-126	.714	67	139	206	41.2	98	2	73	75	9	25	400	80.0		

Team Statistics

	IOWA	OPP
Scoring	394	400
Points per game	78.8	80.0
Scoring margin	-1.2	-
Field goals-att	144-316	135-289
Field goal pct	.456	.467
3 point fg-att	34-101	40-108
3-point FG pct	.337	.370
3-pt FG made per game	6.8	8.0
Free throws-att	72-104	90-126
Free throw pct	.692	.714
F-Throws made per game	14.4	18.0
Rebounds	148	206
Rebounds per game	29.6	41.2
Rebounding margin	-11.6	-
Assists	73	73
Assists per game	14.6	14.6
Turnovers	40	75
Turnovers per game	8.0	15.0
Turnover margin	+7.0	-
Assist/turnover ratio	1.8	1.0
Steals	40	25
Steals per game	8.0	5.0
Blocks	23	9
Blocks per game	4.6	1.8
Winning streak	1	-
Home win streak	2	-
Attendance	33645	30016
Home games-Avg/Game	3-11215	2-15008
Neutral site-Avg/Game	-	0-0

Team Results

Date	Opponent		Score	Att.
12/03/2021	at Purdue	L	70-77	14804
12/06/2021	Illinois	L	83-87	12072
01/03/2022	Maryland	W	80-75	10327
01/06/2022	at Wisconsin	L	78-87	15212
01/13/2022	Indiana	W	83-74	11246



2021-22 Iowa Men's Basketball Combined Team Statistics All games

Page 1/1
as of Jan 14, 2022

Game Records

Record	Overall	Home	Away	Neutral
ALL GAMES	12-4	10-1	1-3	1-0
CONFERENCE	2-3	2-1	0-2	0-0
NON-CONFERENCE	10-1	8-0	1-1	1-0

Score by Periods

Team	1st	2nd	OT	TOT
Iowa	674	710	0	1384
Opponents	557	591	0	1148

Team Box Score

No.	Player				Total		3-Point		F-Throw		Rebounds													
		GP-GS	MIN	AVG	FG-FGA	FG%	3FG-3FGA	3FG%	FT-FTA	FT%	OFF	DEF	TOT	AVG	PF	DQ	A	TO	BLK	STL	PTS	AVG		
15	MURRAY, Keegan	15-15	434:52	29.0	137-231	.593	24-66	.364	60-77	.779	44	76	120	8.0	23	0	18	18	32	22	358	23.9		
3	BOHANNON, Jordan	16-16	386:25	24.2	50-125	.400	36-94	.383	37-43	.860	1	14	15	0.9	24	0	24	7	0	8	173	10.8		
22	MCCAFFERY, Patrick	14-14	328:05	23.4	52-125	.416	11-36	.306	35-43	.814	8	40	48	3.4	9	0	24	9	5	10	150	10.7		
24	MURRAY, Kris	15-1	267:37	17.8	62-120	.517	20-46	.435	16-26	.615	32	43	75	5.0	30	0	17	10	17	14	160	10.7		
11	PERKINS, Tony	16-0	275:30	17.2	43-99	.434	8-26	.308	31-34	.912	9	20	29	1.8	29	0	20	15	2	18	125	7.8		
0	REBRACA, Filip	16-16	323:46	20.2	37-63	.587	1-4	.250	17-33	.515	23	69	92	5.8	37	1	10	13	10	2	92	5.8		
20	SANDFORT, Payton	16-0	172:04	10.8	29-76	.382	18-53	.340	11-12	.917	12	11	23	1.4	12	0	12	7	3	4	87	5.4		
2	TOUSSAINT, Joe	16-16	291:22	18.2	34-69	.493	6-13	.462	10-11	.909	9	20	29	1.8	25	0	59	24	0	23	84	5.3		
4	ULIS, Ahron	16-0	272:56	17.1	20-53	.377	3-8	.375	24-28	.857	9	28	37	2.3	25	0	48	18	0	12	67	4.2		
13	ASH, Austin	10-0	51:39	5.2	11-26	.423	3-16	.188	6-8	.750	3	2	5	0.5	4	0	6	4	0	0	31	3.1		
30	MCCAFFERY, Connor	16-2	260:56	16.3	5-21	.238	4-19	.211	8-12	.667	9	30	39	2.4	25	1	31	5	0	11	22	1.4		
23	OGUNDELE, Josh	11-0	53:46	4.9	6-12	.500	0-0	.000	3-7	.429	4	10	14	1.3	10	0	0	4	5	2	15	1.4		
44	MULVEY, Riley	11-0	58:44	5.3	5-8	.625	0-0	.000	4-4	1.000	4	11	15	1.4	10	0	2	4	2	0	14	1.3		
25	LAKETA, Luc	7-0	22:18	3.2	2-4	.500	2-3	.667	0-0	.000	1	0	1	0.1	0	0	1	1	0	1	6	0.9		
Team											18	26	44					3						
Total		16	3200		493-1032	.478	136-384	.354	262-338	.775	186	400	586	36.6	263	2	272	142	76	127	1384	86.5		
Opponents		16	3200		419-967	.433	120-372	.323	190-268	.709	180	391	571	35.7	305	5	225	239	29	80	1148	71.8		

Team Statistics

	IOWA	OPP
Scoring	1384	1148
Points per game	86.5	71.8
Scoring margin	+14.8	-
Field goals-att	493-1032	419-967
Field goal pct	.478	.433
3 point fg-att	136-384	120-372
3-point FG pct	.354	.323
3-pt FG made per game	8.5	7.5
Free throws-att	262-338	190-268
Free throw pct	.775	.709
F-Throws made per game	16.4	11.9
Rebounds	586	571
Rebounds per game	36.6	35.7
Rebounding margin	+0.9	-
Assists	272	225
Assists per game	17.0	14.1
Turnovers	142	239
Turnovers per game	8.9	14.9
Turnover margin	+6.1	-
Assist/turnover ratio	1.9	0.9
Steals	127	80
Steals per game	7.9	5.0
Blocks	76	29
Blocks per game	4.8	1.8
Winning streak	1	-
Home win streak	4	-
Attendance	120873	57825
Home games-Avg/Game	11-10988	4-14456
Neutral site-Avg/Game	-	1-3250

Team Results

Date	Opponent		Score	Att.
11/09/2021	Longwood	W	106-73	9259
11/12/2021	Kansas City	W	89-57	11133
11/16/2021	N.C. Central	W	86-69	9132
11/18/2021	Alabama St.	W	108-82	9957
11/22/2021	Western Mich.	W	109-61	10044
11/26/2021	Portland St.	W	85-51	11756
11/29/2021	at Virginia	W	75-74	13542
12/03/2021	at Purdue	L	70-77	14804
12/06/2021	Illinois	L	83-87	12072
12/09/2021	at Iowa St.	L	53-73	14267
12/18/2021	vs Utah St.	W	94-75	3250
12/21/2021	Southeastern La.	W	93-62	10891
12/29/2021	Western Ill.	W	92-71	15056
01/03/2022	Maryland	W	80-75	10327
01/06/2022	at Wisconsin	L	78-87	15212
01/13/2022	Indiana	W	83-74	11246