



IOWA HAWKEYES

13-5 Overall, 3-4 Big Ten

3 FINAL FOURS | 8 BIG TEN CHAMPIONSHIPS | 2 BIG TEN TOURNAMENT TITLES | 27 NCAA TOURNAMENTS

PENN STATE (8-7, 3-4) at IOWA (13-5, 3-4)

Jan. 22, 2022 // Iowa City, Iowa // Carver-Hawkeye Arena // 3:31 p.m. CT

IOWA HAWKEYES (Previous Game Starters)

Pos.	No.	Name	Ht.	Wt.	Yr.	Hometown	Statistical Summary
G	2	Joe Toussaint	6-0	190	Jr.	Bronx, New York	5.6 ppg, 2.0 rpg, 3.9 apg
G	3	Jordan Bohannon	6-1	175	RS-Sr.	Marion, Iowa	10.6 ppg, 1.1 rpg, 1.4 apg
F	22	Patrick McCaffery	6-9	200	RS-So.	Iowa City, Iowa	10.8 ppg, 3.4 rpg, 1.7 apg
F	15	Keegan Murray	6-8	225	So.	Cedar Rapids, Iowa	23.3 ppg, 8.4 rpg, 2.1 bpg
F	0	Filip Rebraca	6-9	230	Sr.	Sombor, Serbia	6.2 ppg, 6.3 rpg, 0.7 bpg

Head Coach: Fran McCaffery (Penn, 1979); 12th Season at Iowa (229-157); 24th Season Overall (480-334)

GAME #19 STORYLINES

- Saturday is Iowa's annual Black & Gold Spirit Game; fans are encouraged to wear black or gold clothing depending on the section of their seat.
- Iowa and Penn State will play each other twice in 10 days. Following Saturday's matinee, the two teams will meet in University Park on Monday, Jan. 31.
- The Hawkeyes are second in the country in assist-to-turnover ratio (1.86); third in fewest turnovers per game (8.9); and fifth in turnover margin (6.0).
- Iowa ranks No. 25 in the NCAA NET, while Penn State is ranked No. 85. The Hawkeyes have four Quad 2 victories on their resume. Four of Iowa's five losses have come to teams ranked in the AP Top 20 (#4 Purdue, #8 Wisconsin, #15 Iowa State, and #17 Illinois).
- Keegan Murray is second in the country in points per game (23.3); 22nd in field goal percentage (.584); 41st in blocks per contest (2.1); and 47th in double-doubles (5). Murray is a three-time Big Ten Player of the Week honoree and selected to the Wooden Award Mid-Season Top 25 List and the Lute Olson National Player of the Year Watch List.
- Iowa's 48-46 narrow defeat at Rutgers on Wednesday was just the third time in 90 games that Iowa lost a game when allowing 61 points or fewer in the Fran McCaffery era.
- Keegan and Kris Murray have all 11 of Iowa's top individual scoring games this season. Keegan has 10, including the top four, while Kris has one.
- Iowa is second in the Big Ten and fifth nationally in scoring offense (83.9). The Hawkeyes have ranked first in the Big Ten in scoring offense the last three seasons. The Hawkeyes have led the conference in scoring four of the last eight seasons.
- Kris Murray leads the squad in 3-point accuracy, making 39.2 percent (20-of-51) of his attempts, while Jordan Bohannon is second (.357, 40-of-112). Bohannon is one of 20 players in NCAA history, and fifth player from a Power 5 Conference, to make 400 triples in a career.
- Jordan Bohannon is Iowa's career leader in assists (665), free throw percentage (.885), games played (161), and 3-pointers (404). Bohannon is the NCAA all-time leader in games played (161).
- The Hawkeyes have had scoring runs of 10-0 or more a combined 15 times in 17 games.
- Jordan Bohannon (111) and Connor McCaffery (92) rank second and fourth, respectively, in most career wins among active Big Ten players.
- Iowa has been making the most of its trips to the foul line. The Hawkeyes are shooting 76.2 percent from the foul line. Iowa is tops in the Big Ten and 36th nationally in free throw accuracy. The 278 free throw makes are ninth most in the NCAA.
- Fran McCaffery has coached a first-team All-Big Ten honoree six of the last eight years. He has guided Iowa to 20+ wins seven of the last nine seasons and Big Ten upper division finishes eight of the last nine years. Iowa, Michigan State, and Wisconsin have each recorded a Big Ten-best eight first division finishes since 2013.

MULTIMEDIA GAME INFORMATION

TELEVISION

- **Big Ten Network**
- FOX SPORTS APP
Kevin Kugler (PxP)
Nick Bahe (analyst)

RADIO

- **Hawkeye Radio Network**
- **XM 391**
Gary Dolphin (PxP)
Bob Hansen (analyst)

LIVE STATISTICS

- **StatBroadcast**
hawkeyesports.com

2021-22 SCHEDULE/RESULTS

Date	Opponent (TV)	Time
Nov. 9	Longwood	W, 106-73
Nov. 12	Kansas City	W, 89-57
Nov. 16	N.C. Central	W, 86-69
Nov. 18	Alabama State	W, 108-82
Nov. 22	Western Michigan	W, 109-61
Nov. 26	Portland State	W, 85-51
Nov. 29	at Virginia %	W, 75-74
Dec. 3	at #2 Purdue	L, 70-77
Dec. 6	Illinois	L, 83-87
Dec. 9	at #17 Iowa State +	L, 53-73
Dec. 18	vs. Utah State ^	W, 94-75
Dec. 21	Southeastern Louisiana	W, 93-62
Dec. 29	Western Illinois	W, 92-71
Jan. 3	Maryland	W, 80-75
Jan. 6	at #23 Wisconsin	L, 78-87
Jan. 13	Indiana	W, 83-74
Jan. 16	at Minnesota	W, 81-71
Jan. 19	at Rutgers	L, 46-48
Jan. 22	Penn State (B1G Network)	3:31 p.m.
Jan. 27	Purdue (FS1)	8 p.m.
Jan. 31	at Penn State (B1G Network)	6 p.m.
Feb. 3	at Ohio State (FS1)	7 p.m.
Feb. 6	Minnesota (B1G Network)	3:30 p.m.
Feb. 10	at Maryland (ESPN2)	6 p.m.
Feb. 13	Nebraska (FS1)	2 p.m.
Feb. 17	Michigan (ESPN/2)	6 p.m.
Feb. 22	Michigan State (ESPN/2)	6 p.m.
Feb. 25	at Nebraska (FS1)	8 p.m.
Feb. 28	Northwestern (B1G Network)	8 p.m.
March 3	at Michigan (FS1)	8 p.m.
March 6	at Illinois (FS1)	6:30 p.m.
March 9-13	at Big Ten Tournament *	

all times listed are central

^ -- played at Sioux Falls, South Dakota

% -- Big Ten/ACC Men's Basketball Challenge

+ -- Iowa Corn Cy-Hawk Series

* -- Big Ten Tournament - Indianapolis

PRONUNCIATION GUIDE

Luc Laketa	LUKE Luh-KET-uh
Josh Ogundele	Oh-GOON-duh-lay
Filip Rebraca	Reh-BRAH-chuh
Kirk Speraw	SPEAR-awe
Joe Toussaint	two-SAHNT
Ahron Ulis	YOU-liss

UI IN THE RANKINGS

NCAA NET	25
KenPom	22
Sagarin	18
BPI	18



INSIDE THE NUMBERS

	IOWA	PSU
Scoring Average	83.9	66.5
Scoring Defense	70.4	64.7
Scoring Margin	+13.6	+1.7
FG%	.468	.447
FG% Defense	.431	.416
FT%	.762	.728
3-PT FG%	.339	.341
3-PT FG% Defense	.319	.336
Rebound Margin	+0.7	+4.1
Assists Per Game	16.6	12.7
Turnovers Per Game	8.9	12.6
Steals Per Game	8.1	4.9
Blocks Per Game	4.8	2.0

MISCELLANEOUS STATS

Double-Figure Scoring Games...

Player	16-18	18-19	19-20	20-21	21-22	Career
Jordan Bohannon	39	20	4	15	11	89
Filip Rebraca	---	9	26	25	2	62
Keegan Murray	---	---	---	8	16	24
Patrick McCaffery	---	---	---	6	12	18
Joe Toussaint	---	---	8	2	2	12
Connor McCaffery	---	3	6	2	---	11
Kris Murray	---	---	---	---	8	8
Tony Perkins	---	---	---	---	5	5
Payton Sandfort	---	---	---	---	4	4
Ahron Ulis	---	---	---	---	2	2

20-Point Scoring Games...

Player	16-18	18-19	19-20	20-21	21-22	Career
Jordan Bohannon	13	3	1	4	1	22
Keegan Murray	---	---	---	---	12	12
Payton Sandfort	---	---	---	---	1	1
Kris Murray	---	---	---	---	1	1

Double-Figure Rebounding Games...

Player	16-18	18-19	19-20	20-21	21-22	Career
Filip Rebraca	---	3	14	5	3	25
Keegan Murray	---	---	---	1	5	6
Connor McCaffery	---	---	1	---	---	1
Kris Murray	---	---	---	---	1	1

Double-Doubles...

Player	16-18	18-19	19-20	20-21	21-22	Career
Filip Rebraca	---	1	12	5	1	19
Jordan Bohannon	6	---	---	1	---	7
Keegan Murray	---	---	---	---	5	5
Joe Toussaint	---	---	---	---	1	1
Kris Murray	---	---	---	---	1	1

4+ Three-Pointer Games...

Player	16-18	18-19	19-20	20-21	21-22	Career
Jordan Bohannon	22	7	2	7	4	42
Payton Sandfort	---	---	---	---	2	2
Connor McCaffery	---	---	---	1	---	1
Keegan Murray	---	---	---	---	1	1

5+ Assists Games...

Player	16-18	18-19	19-20	20-21	21-22	Career
Jordan Bohannon	42	11	1	15	---	69
Connor McCaffery	---	9	8	10	1	28
Joe Toussaint	---	---	4	3	6	13
Ahron Ulis	---	---	---	---	4	4

3+ Steals Games...

Player	16-18	18-19	19-20	20-21	21-22	Career
Joe Toussaint	---	---	1	3	6	10
Connor McCaffery	---	1	5	1	1	8
Keegan Murray	---	---	---	2	4	6
Jordan Bohannon	3	1	---	---	2	6
Tony Perkins	---	---	---	---	2	2
Ahron Ulis	---	---	---	---	1	1
Patrick McCaffery	---	---	---	---	1	1
Kris Murray	---	---	---	---	1	1

3+ Blocks Games...

Player	16-18	18-19	19-20	20-21	21-22	Career
Keegan Murray	---	---	---	6	6	12

UI CAREER BIG COACHING WINS

1.	125	Tom Davis	1986-99
2.	106	Fran McCaffery	2010-

UI CAREER COACHING WINS

1.	269	Tom Davis	1986-99
2.	229	Fran McCaffery	2010-

UI ATHLETIC COMMUNICATIONS

S300 Carver-Hawkeye Arena, Iowa City, IA 52242
hawkeyesports.com • hawkeyebasketball.com

MBB CONTACT: MATTHEW WEITZEL

office: 319-335-6590 • cell: 319-430-8176

email: matthew-weitzel@hawkeyesports.com

Twitter: @BigWeitz

MARGIN OF VICTORY/DEFEAT

Points	1	2	3	4	5	6	7	8	9	10+	15+	20+
Wins	1	0	0	0	1	0	0	0	1	1	2	7
Losses	0	1	0	1	0	0	1	0	1	0	0	1

THE SETTING

Iowa (13-5, 3-4) returns home on Saturday hosting Penn State (8-7,3-4). Tipoff is scheduled for 3:31 p.m. (CT) on Mediacom Court at Carver-Hawkeye Arena (15,056) in Iowa City, Iowa. The game is sold out.

ON THE AIR

Radio: Iowa games are broadcast on the Hawkeye Radio Network. Gary Dolphin handles the play-by-play, along with color commentator Bob Hansen. The network includes more than 40 stations that blanket the state of Iowa and include portions of Illinois, Nebraska, Minnesota, Missouri and Wisconsin. The Hawkeye Radio Network coverage includes a 60-minute pregame show.

TV: Saturday's afternoon contest will be televised on Big Ten Network. Kevin Kugler, Nick Bahe, and Shane Sparks will call the action.

RUTGERS EDGES IOWA IN PISCATAWAY

Ron Harper Jr. made two free throws with two seconds remaining to lift Rutgers to a 48-46 win over Iowa on Wednesday at Jersey Mike's Arena in Piscataway, New Jersey.

- After Iowa won the last two games at Rutgers by two points (2019 and 2021), Rutgers prevailed by two points this time around.
- Wednesday (94 points) was the lowest scoring contest in the 12 games between Iowa and Rutgers, dating back to 1989. The previous low was 128 combined points in an 81-47 Hawkeye win on Feb. 19, 2015, in Iowa City.
- Keegan Murray registered his fifth double-double of the season with 13 points and 13 rebounds. He has posted double-doubles in four of the last seven games, including two straight. Murray's 13 rebounds are the second most the sophomore has grabbed in a single game (21 versus N.C. Central on Nov. 16, 2021).
- Senior Filip Rebraca totaled eight points and 10 rebounds. The forward has reached double-digit rebounds three times this season, including the last two outings.
- Wednesday was the only regular season game between Rutgers and Iowa.
- Iowa's starting five accounted for all 46 points. Wednesday marked the first time this season a Hawkeye reserve did not score.
- Ron Harper Jr. was the only Scarlet Knight to score in double figures (15 points).
- Iowa held Rutgers to a season-low 2-of-13 (.154) from 3-point range.

ALL-TIME SERIES RECORDS

Iowa holds a 32-18 advantage in the series versus Penn State. The Hawkeyes have won 12 of the last 19 meetings.

The Hawkeyes won last season's only meeting, 74-68, in Iowa City on Feb. 21, 2021.

Iowa holds a commanding 19-4 advantage in games played at Iowa City, with all 23 meetings taking place in Carver-Hawkeye Arena. The Hawkeyes have won 14 of the last 15 games in Iowa City.

2021-22 IOWA HAWKEYES ROSTER

No.	Name	Pos.	Ht.	Wt.	Yr.	Hometown (Last School)
0	Filip Rebraca	F	6-9	230	Sr.	Sombor, Serbia (University of North Dakota)
2	Joe Toussaint	G	6-0	190	Jr.	Bronx, N.Y. (Cardinal Hayes)
3	Jordan Bohannon	G	6-1	175	Sr. [^]	Marion, Iowa (Linn-Mar)
4	Ahron Ulis	G	6-3	195	So.	Chicago, Ill. (Marion Catholic)
11	Tony Perkins	G	6-4	205	So.	Indianapolis, Ind. (Lawrence North)
13	Austin Ash	G	6-3	180	Sr. [^]	Cedar Rapids, Iowa (Mount Vernon)
14	Carter Kingsbury	G	6-4	225	Fr.	Ponca, Neb. (Brewster Academy)
15	Keegan Murray	F	6-8	225	So.	Cedar Rapids, Iowa (Prairie/DME Academy)
20	Payton Sandfort	F	6-7	215	Fr.	Waukee, Iowa (Waukee)
22	Patrick McCaffery	F	6-9	200	So. [^]	Iowa City, Iowa (West)
23	Josh Ogundele	C	6-11	265	So.	London, England (Worcester Academy)
24	Kris Murray	F	6-8	225	So.	Cedar Rapids, Iowa (Prairie/DME Academy)
25	Luc Laketa	G	6-5	180	Fr.	Concord, Mich. (Winchendon School)
30	Connor McCaffery	G/F	6-5	220	Sr. [^]	Iowa City, Iowa (West)
44	Riley Mulvey	C	6-11	245	Fr.	Rotterdam, N.Y. (St. Thomas More)

Head Coach: Fran McCaffery

Assistant Coaches: Kirk Speraw, Sherman Dillard, Billy Taylor



HEAD COACH FRAN McCAFFERY

Fran McCaffery, who is signed through the 2028 season, is in his 12th season as the head basketball coach at the University of Iowa and his 26th year overall as a college head coach. McCaffery has reached the 20-win plateau 10 of the last 14 seasons.

McCaffery spent five seasons (2005-10) as the head coach at Siena, six years at UNC-Greensboro (1999-2005) and three seasons at Lehigh (1985-88) before joining the Hawkeyes.

McCaffery has nearly four decades of Division I coaching experience. He is in his 40th season as a collegiate coach, which includes 26 years as a head coach and 14 as an assistant. McCaffery is one of 14 coaches to lead at least four different Division I teams to the NCAA Tournament.

McCaffery, 61, holds a career mark of 480-334 (.590) and guided his teams to 14 postseason appearances (10 NCAA & four NIT). Iowa likely would have competed in another NCAA Tournament in 2020, if not for the NCAA canceling the postseason due to COVID-19. He is 229-157 (.593) at Iowa; the second winningest coach in program history. McCaffery led Iowa to wins in four of the last six NCAA Tournaments (2015, 2016, 2019, and 2021).

Since taking over the Iowa program in 2010, Iowa has earned eight postseason tournament berths (5 NCAA, 3 NIT). McCaffery coached Iowa to 25 victories in 2013, equaling the second-most win total in program history. McCaffery has guided five players to first team All-Big Ten status six of the last eight years, including the 2020 & 2021 National and Big Ten Player of the Year, Luka Garza.

McCaffery has posted upper division finishes in eight of the last nine seasons at Iowa and 20 of 25 seasons as a head coach. He has posted 20 wins or more 10 of the last 14 seasons, including seven of the last nine years at Iowa (2013, 2014, 2015, 2016, 2019, 2020, and 2021). Iowa's 205 victories between 2013-21 are the most over a 10-year span at Iowa since 1987-96 (207).

McCaffery and the Hawkeyes boast a 138-37 (.789) home record the last 10 seasons, which includes a school-record 18 wins in 2014 and 13 consecutive victories in 2019-20. Iowa has won 14 games in Carver-Hawkeye Arena each of the last three seasons (2019, 2020, 2021).

McCaffery's five years at Siena were the best in its 70-year history. He led the Saints on an incredible run that ended with three straight Metro Atlantic Athletic Conference championships and NCAA Tournament appearances.

McCaffery's Saints owned a 112-51 (.687) record in his five years with the program. He guided the Saints to four consecutive 20-win seasons. McCaffery's achievements earned the head coach Siena Hall of Fame recognition in 2017.

The 2009 MAAC Coach of the Year and 2010 District I Coach of the Year is the third winningest coach, by percentage, in league history (.756). He is the only coach to guide a MAAC program to two NCAA Tournament wins. McCaffery led his 2008 and 2009 teams to first round NCAA Tournament victories over Vanderbilt and Ohio State, respectively.

In his final two seasons at Siena, he coached the Saints to back-to-back 27-win campaigns and boasted a combined 39-3 (.929) record against MAAC opponents, which included MAAC Tournament contests.

McCaffery began his coaching career as an assistant at Penn (1982-83) and Lehigh (1983-85). After three seasons as head coach at Lehigh, he spent 11 seasons as an assistant at Notre Dame (1988-99).

McCaffery played basketball at Wake Forest his freshman year (1977-78) and concluded his playing career at Penn his final three seasons (1979-82).

He earned his B.S. degree in Economics from The Wharton School (Penn) in 1982. McCaffery also earned a Master of Education from Lehigh in 1985.

COACHING HONORS

NABC District I Coach of the Year, 2009-10
MAAC Coach of the Year, 2008-09

HEAD COACHING EXPERIENCE

Lehigh (1985-88):49-39 (.557); 8-6 (.571) League
UNC-Greensboro (1999-05).....90-87 (.508); 49-47 (.510) League
Siena (2005-10)112-51 (.687); 68-22 (.756) League
Iowa (2010-present):229-157 (.593); 106-106 (.500) League



THE McCAFFERY FILE

Born: May 23, 1959
Hometown: Philadelphia, Pennsylvania
High School: LaSalle, 1977
College: B.S. in Economics, The Wharton School (Penn), 1982
Master of Education, Lehigh, 1985
Family: Wife, Margaret
Sons, Connor, Patrick and Jonathan Francis
Daughter, Marit Katherine
Brother, Jack (sportswriter in Philadelphia area)

Coaching Honors

MAAC Coach of the Year, 2009
NABC District I Coach of the Year, 2009-10

Coaching History (39 years)

1983 Assistant Coach, Penn
1984-85 Assistant Coach, Lehigh
1985-88 Head Coach, Lehigh
1988-99 Assistant Coach, Notre Dame
1999-05 Head Coach, UNC-Greensboro
2005-10 Head Coach, Siena
2010-present Head Coach, University of Iowa

Coaching Chart

Overall (26 seasons): 480-334 (.590)
At Iowa (12 seasons): 229-157 (.593)
At Siena (five seasons): 112-51 (.688)
At UNCG (six seasons): 90-87 (.508)
At Lehigh (three seasons): 49-40 (.551)
NCAA Tournament (10 appearances*): 6-9
NIT (four appearances): 6-4

**McCaffery is the first coach to bring three different programs from one-bid leagues to the NCAA Tournament (conferences that sent just one team the year his program advanced).*

McCaffery in Postseason Play

1988 NCAA Tournament -- Lehigh
1989 NCAA Tournament -- Notre Dame
1990 NCAA Tournament -- Notre Dame
1992 NIT -- Notre Dame
1997 NIT -- Notre Dame
2001 NCAA Tournament -- UNC-Greensboro
2002 NIT -- UNC-Greensboro
2008 NCAA Tournament -- Siena
2009 NCAA Tournament -- Siena
2010 NCAA Tournament -- Siena
2012 NIT -- Iowa
2013 NIT -- Iowa
2014 NCAA Tournament -- Iowa
2015 NCAA Tournament -- Iowa
2016 NCAA Tournament -- Iowa
2017 NIT -- Iowa
2019 NCAA Tournament -- Iowa
2020 NCAA Tournament postponed (COVID-19)
2021 NCAA Tournament -- Iowa

Playing Experience

Wake Forest, 1977-78
Penn, 1979-82

Big Ten Standings/Schedule

Team	Big Ten	Pct.	Overall	Pct.
Wisconsin	6-1	.857	15-2	.882
Illinois	6-1	.857	13-4	.765
Michigan State	5-1	.833	14-3	.824
Ohio State	5-2	.714	12-4	.750
Rutgers	5-2	.714	11-6	.647
Purdue	4-2	.667	15-2	.882
Indiana	4-3	.571	13-4	.765
IOWA	3-4	.429	13-5	.722
Penn State	3-4	.429	8-7	.533
Michigan	2-3	.400	8-7	.533
Northwestern	2-5	.286	9-7	.563
Minnesota	1-5	.167	10-5	.667
Maryland	1-6	.143	9-9	.500
Nebraska	0-8	.000	6-13	.316

Thursday, Jan. 20

Purdue at Indiana, 6 p.m.

Friday, Jan. 21

Illinois at Maryland, 6 p.m.
Michigan State at Wisconsin, 8 p.m.

Saturday, Jan. 22

Rutgers at Minnesota, 11 a.m.
Nebraska at Ohio State, 1:15 p.m.
Penn State at IOWA, 3:31 p.m.

Sunday, Jan. 23

Michigan at Indiana, Noon
Northwestern at Purdue, 1 p.m.

Tuesday, Jan. 25

Maryland at Rutgers, 6 p.m.
Michigan State at Illinois, 6 p.m.
Wisconsin at Nebraska, 8 p.m.

All times are central

National Rankings

AP Poll

Jan. 17

- Gonzaga
- Auburn
- Arizona
- Purdue
- Baylor
- Duke
- Kansas
- Wisconsin
- UCLA
- Houston
- Villanova
- Kentucky
- LSU
- Michigan State
- Iowa State
- USC
- Illinois
- Texas Tech
- Ohio State
- Xavier
- Providence
- Loyola (IL)
- Texas
- Tennessee
- Connecticut
- RV. IOWA**

USA Today Poll

Jan. 17

- Gonzaga
- Auburn
- Arizona
- Purdue
- Duke
- Baylor
- Kansas
- Wisconsin
- UCLA
- Houston
- Villanova
- Kentucky
- Michigan State
- Iowa State
- USC
- LSU
- Illinois
- Ohio State
- Texas Tech
- Xavier
- Providence
- Texas
- Colorado State
- Loyola (IL)
- Tenn/UConn
- RV. IOWA**

2021-22 IOWA CAPTAINS

Iowa captains are Jordan Bohannon and Connor McCaffery.

SCOUTING PENN STATE

- Penn State (85 NET Ranking) has alternated wins and losses the last four games. The Nittany Lions' last outing was a 61-56 loss at Ohio State on Jan. 16. Penn State's Wednesday game versus Minnesota was postponed due to positive COVID-19 results within the Minnesota program.
- Penn State dropped a 61-56 decision at Ohio State last Sunday. Sam Sessoms led the Nittany Lions in scoring with 15 points, while Jalen Pickett added 11 with a game-high five assists. Big men Greg Lee and John Harrar each pulled down eight boards and finished with nine and seven points, respectively. Penn State played without its leading scorer, Seth Lundy, who was unavailable and is "day-to-day."
- Penn State has had four games either canceled or postponed due to COVID-19 safety protocols. Three nonconference games were canceled (VCU, Quinnipiac, Delaware State). This week's game versus Minnesota was postponed.
- Three Nittany Lions average double figures in scoring: Seth Lundy (14.1), Jalen Pickett (13.3), and Sam Sessoms (12.1). John Harrar leads the squad in rebounds per game (9.9). Penn State's top three 3-point weapons are Lundy (32-of-91, .352), Myles Dread (25-of-64, .391), Pickett (23-of-74, .311), Sessoms (19-of-41, .463).
- The Nittany Lions rank third in the conference in fewest fouls per game (15.1). Individually, John Harrar ranks 17th in the country in rebounds per game (9.9) and 47th in double-doubles (5). Jalen Pickett is 22nd nationally in minutes per game (36.2), 59th in assist-to-turnover ratio (2.3), and 87th in assists per contest (4.4).
- Micah Shrewsbury is in his first season as head coach at Penn State. Shrewsbury previously served as an assistant coach (2011-13) and associate coach (2019-21) at Purdue. He was also an assistant coach with the Boston Celtics for six seasons (2013-19).

LAST MEETING AGAINST PENN STATE

No. 11 Iowa erased a five-point halftime deficit to rally and win, 74-68, over Penn State on Feb. 21, 2021, in the only regular season meeting between the two teams.

- Luka Garza broke the program's 32-year old all-time scoring record previously held by Roy Marble (2,116 in 134 games) with a second-half layup at the 8:18 mark. The All-American posted a double-double (23 points and 11 rebounds).
- Joe Wieskamp was Iowa's second player to register a double-double (11 points and 11 rebounds). Wieskamp was limited to two first-half points but scored nine straight Iowa points to start the second half.
- Iowa held Penn State to only two field goals over the final 12:16 of the second half.
- Three Nittany Lions scored in double figures: Myreon Jones (11), Izaiah Brockington (11), and Myles Dread (10).

VALUING THE BASKETBALL

The Hawkeyes rank second in the country in assist-to-turnover ratio (1.86); third in fewest turnovers per game (8.9); and fifth in turnover margin (6.0).

McCaffery has continued his mastery of limiting turnovers in 2021-22 with 31 assists and only six turnovers, boasting a robust 5.17 assist-to-turnover ratio. Joe Toussaint's 2.37 ratio is fifth best in the league and 44th nationally.

Iowa ranked first in the nation in assist-to-turnover ratio (2.02) last season. The Hawkeyes had two players ranked high nationally in assist-to-turnover ratio. Connor McCaffery was fourth in the country with a 3.73 ratio (112 assists; 30 turnovers), while Jordan Bohannon was 13th with a 3.07 ratio (135 assists; 44 turnovers).

At Virginia and versus Illinois, the Hawkeyes committed a season-low four turnovers, tying the third fewest total in a single-game in the Fran McCaffery era. The four turnovers against the Cavaliers are the fourth lowest in any Big Ten/ACC Challenge game.

IOWA HISTORY

Iowa has played 2,890 games since beginning basketball in 1902. Iowa's overall record is 1,705-1,185 (.590). Iowa's 1,705 wins are 36th most among Division I programs. That includes a 1,092-375 (.744) record in home games, a 613-810 (.431) record in contests away from Iowa City, an 805-809 (.498) mark in Big Ten games and a 496-149 (.769) record in Carver-Hawkeye Arena.



KEEGAN MURRAY GARNERS HONORS

Keegan Murray has been selected to the Wooden Award Midseason Top 25, the Lute Olson National Player of the Year Award Midseason List, *Sporting News* Second Team All-American, and has been named Big Ten Player of the Week three times this season (Nov. 22; Dec. 20; Jan. 3).

The Hawkeyes have had a student-athlete named to the Wooden Award Mid-Season Top 25 three straight years and four of the last seven seasons. Former Hawkeye Luka Garza was the recipient of the 2021 John R. Wooden Award and was a finalist in 2020 award, while Jarrod Uthoff was a semifinalist in 2016. Garza was also the recipient of the 2021 Lute Olson Award.

Murray and former Hawkeye and All-American Luka Garza are the only Hawkeyes to earn three Big Ten Player of the Week accolades in the same season since the award was started in 1981-82.

Murray powered the Hawkeyes to a 94-75 victory over Utah State on Dec. 18, in Sioux Falls, South Dakota. Murray exploded for a career-best 35 points. He scored 18 straight Hawkeye points spanning 6:08 in the first half. Murray was six points from the arena record. The native of Cedar Rapids, Iowa, also totaled a game-best seven rebounds and had two steals, one block, and an assist. Iowa was +22 when Murray was on the court against the Aggies.

Murray averaged 26.5 points, 13.5 rebounds, 3.0 assists and 2.5 blocks in a pair of wins over N.C. Central and Alabama State. He had a historic stat line against N.C. Central, totaling 27 points, 21 rebounds, and four blocks against the Eagles. He became the fourth Hawkeye over the last five decades, and first since 1977, to score 20+ points and grab 20+ rebounds in a game. Against Alabama State, Murray amassed 26 points, six rebounds, and a career-high four assists. He sank two of Iowa's school-record 20 3-pointers in a 26-point win.

Murray posted game bests in points (29), rebounds (10), and blocks (3), while also dishing out three assists in Iowa's 92-71 win over Western Illinois on Dec. 29. He registered his third double-double of the season and shot a blistering 65 percent from the field, making 13-of-20 attempts.

JORDAN BOHANNON HOLDS 4 IOWA ALL-TIME RECORDS

Jordan Bohannon, competing in his sixth season, is the program's career leader in four statistical categories: assists (665), 3-pointers made (404), games played (161), and free throw percentage (.885, 331-374). His 404 triples are the most in Big Ten history and 142 more than any other Hawkeye.

Bohannon (161) became the NCAA all-time leader in career games played at Wisconsin on Jan. 6, surpassing Ohio State's David Lighty (157 games played between 2007-11). Bohannon ranks fourth in career scoring (1,829) and is 31 points from surpassing Aaron White (1,859) for third.

Bohannon, an honorable mention all-conference honoree in 2021, is one of 30 Division I players over the last 25 years to make 75+ 3-pointers in four seasons.

Bohannon ranked first in the league in 3-point accuracy (.394) and second in 3-pointers made per game (2.58) in 2021. He was second in the conference in assist-to-turnover ratio (3.07) and fourth in assists per contest (4.4).

He is one of only three Division I players since the 1992-93 season to amass more than 625 assists and 360 3-pointers.

Bohannon is one of only three Hawkeyes to post four 100-assist seasons (Jeff Horner, Dean Oliver). He has accumulated seven points-assists double-doubles, the most in school history. Bohannon registered a school-record eight games with 10 or more assists.

IOWA IN BIG TEN STATISTICS

Category	All Games		Conf Only		NCAA	
	Stat	Rank	Stat	Rank	Stat	Rank
Turnover Margin	+6.0	1st	+6.6	1st	+6.0	5th
Free Throw %	.762	1st	.672	8th	.762	36th
Steals	8.1	1st	8.3	1st	8.1	63rd
Scoring Offense	83.9	2nd	74.4	3rd	83.9	5th
Assist/TO Ratio	1.86	2nd	1.7	1st	1.86	2nd
Scoring Margin	+13.6	3rd	+0.3	8th	+13.6	23rd
Assists	16.6	4th	14.1	7th	16.6	24th
3-Pt. FG Per Game	8.2	4th	6.4	10th	8.2	121st
Blocked Shots	4.8	4th	4.7	2nd	4.8	45th
Field Goal %	.468	5th	.466	8th	.468	60th
3-PT FG Defense	.319	7th	.350	10th	.319	125th
3-Pt. Field Goal %	.339	9th	.300	13th	.339	171st
Rebound Margin	+0.7	11th	-8.6	12th	+0.7	197th
FG% Defense	.431	12th	.450	10th	.431	199th
Scoring Defense	70.4	13th	74.1	11th	70.4	221st

Category	Player	All Games		NCAA	
		Stat	Rank	Stat	Rank
FG%	Keegan Murray	.584	5th	.584	22nd
Rebounding	Keegan Murray	8.4	6th	8.4	61st
	Filip Rebraca	6.3	17th	6.3	281st
Scoring	Keegan Murray	23.3	1st	23.3	2nd
Steals	Keegan Murray	1.5	6th	1.5	228th
	Joe Toussaint	1.5	7th	1.5	257th
Assists	Joe Toussaint	3.9	10th	3.9	146th
FT Percentage	Keegan Murray	.768	7th	.768	229th
3-pointers	Jordan Bohannon	2.22	11th	2.22	194th
Blocked Shots	Keegan Murray	2.1	4th	2.1	41st
	Kris Murray	1.2	7th	1.2	158th
Assist/TO Ratio	Joe Toussaint	2.37	5th	2.37	44th
Double-Doubles	Keegan Murray	5	3rd	5	47th

IOWA'S STATISTICAL COMPARISONS

	All Games	Big Ten	Home Games	Away Games	Iowa Wins	Iowa Losses
Record	13-5	3-4	10-1	3-4	13-0	0-5
Points	83.9	74.4	92.2	71.0	90.8	66.0
Opp. Pts	70.4	74.1	69.3	72.1	68.8	74.4
FG%	.468	.436	.490	.430	.501	.380
FG Def.	.431	.450	.416	.456	.433	.424
3-PT%	.339	.300	.375	.280	.367	.265
3-pt. Def.	.319	.350	.304	.351	.311	.343
FT%	.762	.672	.801	.675	.785	.686
REB	36.9	32.3	39.4	33.0	39.6	29.8
AST	16.6	14.1	18.0	14.3	17.9	13.0
TO	8.9	8.3	9.1	8.6	9.0	8.6
STL	8.1	8.3	8.8	6.9	8.5	6.8
BLK	4.8	4.7	5.1	4.3	4.8	4.6

TWICE AS NICE

Sophomores Keegan and Kris Murray rank first and fourth, respectively, in team scoring. Keegan averages 23.3 points, while Kris averages 9.7 points. Keegan also ranks first on the squad in rebounds per game (8.4), blocks per game (2.1), and free throws made (63), while Kris ranks third on the squad in rebounds per contest (4.5), and first in 3-point accuracy (.392, 20-of-51).

The Murray's combined for 52 of Iowa's 94 points versus Utah State. Keegan amassed a career-high 35 points, while Kris matched a personal best with 17 points against the Aggies. The duo also combined for 11 rebounds, four steals, and two blocked shots.



IOWA SIGNS 2 PREP STANDOUTS

JOSH DIX // G, 6-5, 190 // Council Bluffs, Iowa (Council Bluffs High School)

- Three-year team captain
- Two-time first-team all-conference selection and City Player of the Year
- Third team all-state as a sophomore and first-team all-state as a junior
- Shot 50 percent or better from the field his first three seasons of prep basketball
- Averaged a team-best 19.4 points, 7.2 rebounds, 4.3 assists as a junior
- Shot at 54 percent from the field, 38 percent from 3-point range, and 73 percent from the foul line as a junior
- Surpassed 1,000 career points last season
- Averaged 17.5 points, 5.1 rebounds as a sophomore and 10.2 points per contest as a freshman
- Three-time academic all-conference honoree

FRAN McCAFFERY ON JOSH DIX

"Josh is incredibly versatile. He can play multiple positions. He has a great frame. Josh is good with the ball in his hands finding people and getting to the rim. He's physical defensively and is an excellent rebounder for his position. Josh is a winning player. We are really excited about him."

DASONTE BOWEN // G, 6-3, 165 // Boston, Massachusetts (Brewster Academy)

- Ranked No. 91 in the ESPN Top 100 for the Class of 2022
- Averaged 15.2 points, 3.6 rebounds, 2.6 assists, and 1.4 steals while shooting 52.7 percent from the field, 47.4 percent from 3-point range, and 90 percent from the foul line this past summer playing EYBL
- Netted 37 points and seven assists in a game as a sophomore at Worcester Academy
- All-NEPSAC first team honoree as a sophomore
- Played with Hawkeye sophomore Josh Ogundele at Worcester Academy in 2020

FRAN McCAFFERY ON DASONTE BOWEN

"Dasonte is creative and fearless on the basketball court. He has incredible vision and makes plays. Dasonte can step back and hit the three, but he is constantly attacking the defense. He can rebound and score a variety of ways. He is an incredibly unselfish player. We are excited to welcome him to the Hawkeye family."

TOUSSAINT RETURNS TO STARTING LINEUP

Junior Joe Toussaint has been a good floor general so far this season. After starting 20 games in 2019, his role changed to coming off the bench last year with a roster filled with upperclassmen.

Toussaint ranks 10th in the Big Ten in assists per game (3.9) and fifth in assist-to-turnover ratio (2.37). He has already surpassed his 3-point field goals made mark from a year ago at the midway point of this season (7).

The native of Bronx, New York, nearly registered his second points-assists double-double of the season on Jan. 3, against Maryland, totaling nine points and posting game bests in assists (9) and steals (3).

Toussaint scored the game-winning bucket with eight seconds remaining at Virginia on Nov. 29.

He was all over the floor in the opener versus Longwood tallying nine points, four assists, and four of Iowa's six steals. Against Alabama State, he totaled a career-high 11 assists and a season-high 11 points.

IOWA VS. RANKED TEAMS

Iowa is 0-3 against ranked opponents this season, losing all three games on the road at No. 2 Purdue (77-70), at No. 17 Iowa State (73-53), and at No. 23 Wisconsin (87-78).

The Hawkeyes won 15 games over ranked foes the previous two seasons, the most in the country.

Below are Iowa's most recent victories over nationally-ranked opponents:

At Home:	77-73 over 25th-ranked Wisconsin, 3/4/21 79-66 over 25th-ranked Rutgers, 2/10/21 86-71 over 16th-ranked Minnesota, 1/10/21 87-72 over 19th-ranked Northwestern, 12/29/20 93-80 over 16th-ranked North Carolina, 12/8/20
On the Road:	73-57 over 4th-ranked Ohio State, 2/28/21 77-62 over 21st-ranked Wisconsin, 2/18/21 77-75 over 14th-ranked Rutgers, 1/2/21 59-57 over 21st-ranked Wisconsin, 3/2/17
Neutral Court:	72-61 over 12th-ranked Texas Tech, 11/28/19 79-72 over 22nd-ranked Cincinnati, 3/22/19 77-69 over 13th-ranked Oregon, 11/15/18

SPOTLIGHTING KEEGAN MURRAY'S DOMINATING EFFORT

Keegan Murray posted 27 points, 21 rebounds, four blocks, and two assists in Iowa's win over North Carolina Central on Nov. 16. He accomplished something that has not been done in over four decades by a Hawkeye.

Murray is the first Hawkeye to total 25+ points and 20+ rebounds in a game since Bruce King in 1977. King had 31 points and 21 rebounds vs. Ohio State in 1977.

Murray is one of four players over the last five decades to post a 20-20 game: Kevin Kunnert (24-23) vs. Illinois in 1972; Fred Haberecht (29-20) vs. Wisconsin in 1975; Bruce King (42-20) vs. Pittsburgh in 1976; Bruce King (31-21) vs. Ohio State in 1977.

The last Big Ten player to have a 20-20 performance was Purdue's Trevion Williams at Michigan on Jan. 9, 2020 (36-20).

Murray is the first Hawkeye since Greg Brunner in 2006 to grab 20+ rebounds in a game; Brunner had 23 against Minnesota on Jan. 18, 2006.

Murray is the first major conference player with 27+ points, 21+ rebounds, and 4+ blocks since Kansas State's Michael Beasley versus Sacramento State on Nov. 9, 2007.

McCAFFERY CLIMBING WINS CHART

Fran McCaffery and the Hawkeyes have reached 20 wins seven of the last nine seasons. McCaffery and Tom Davis (10) are the only Iowa coaches to win 20 or more games in at least seven seasons.

Among Iowa's head basketball coaches, McCaffery ranks second in tournament appearances behind Davis (9). Davis is Iowa's all-time winningest coach, while McCaffery is second.

RECENT GRADUATES PLAYING PROFESSIONAL BASKETBALL

A number of recent Iowa basketball graduates are playing professionally: Joe Wieskamp (NBA San Antonio Spurs), Luka Garza (NBA Detroit Pistons), Jarrod Uthoff (Japan), Devyn Marble (Israel), Tyler Cook (NBA Chicago Bulls), Anthony Clemmons (Italy), Gabriel Olaseni (Turkey), Ryan Kriener (Matsuyama), Bakari Evelyn (Germany), Peter Jok (France), Melsahn Basabe (Puerto Rico), and Aaron White (Serbia).



HAWKEYE FASTBREAKS

- Keegan Murray and Kansas State's Michael Beasley (2007-08) are the only two players from a major conference to score 24+ points in each of their first five games of the season over the last 15 years. He is one of three Big Ten players since the 2002-03 season with six consecutive 20-point games to start the season.
- Iowa posted school single-game records in 3-pointers made (20) and attempted (44) against Alabama State on Nov. 18, besting the previous records of 19-of-43 against Savannah State on Dec. 22, 2018. Iowa's 20 3-pointers made equals the Carver-Hawkeye Arena record (20 by Purdue on Jan. 20, 2018).
- The Hawkeyes topped the century mark in three of its first five games (Longwood, Alabama State, Western Michigan). The last time an Iowa team scored 100+ points in three of its first five games was the start of the 1997-98 season.
- Iowa is 121-27 when scoring 80 points or more, the last 12 seasons. The Hawkeyes are 87-3 when holding opponents to fewer than 61 points, the last 12 years.
- Iowa is the only Division I program with two sets of brothers on the 2021-22 roster, with one being identical twins. Connor and Patrick McCaffery are two years apart, while Keegan and Kris Murray are identical twins. The Murray twins are one of five twins on Division I rosters this season (Arizona State, San Diego State, SIUE, and Wisconsin).
- The Hawkeyes have won seven of their last nine, including four straight, Big Ten/ACC Challenge games.
- Virginia has allowed 75+ points at home only six times under head coach Tony Bennett. Iowa has accounted for two of those six (75 in 2021 and 75 in 2013).
- Iowa has won 77 of its last 82 nonconference home games, dating back to 2012.
- The Hawkeyes have won 10 or more Big Ten games six of the last seven seasons.
- Iowa has won an NCAA Tournament game each of its last four tournament appearances.
- Iowa has qualified for five NCAA tournaments over the last seven completed seasons (2014-16, 2019, 2021) and eight postseason tournaments over the last nine completed seasons (5 NCAA; 3 NIT).
- Iowa has won 14 home games each of the last three seasons. The Hawkeyes have averaged just over 13 home victories since Fran McCaffery's arrival in Iowa City in 2011.
- Florida State has won an NCAA-record 13 straight overtime games, dating back to January, 2018. The last team to beat the Seminoles in overtime was Iowa (78-75) on Dec. 2, 2015, in Iowa City. That game featured 21 lead changes.

KEEGAN MURRAY TABBED PRESEASON ALL-BIG TEN

Sophomore forward Keegan Murray was named to the 2021-22 Big Ten Preseason Player of the Year.

It marks the third straight season that one or more Hawkeyes have been selected to the preseason list, voted upon by a selected panel of media. Joe Wieskamp was selected in 2019 and 2020, while Luka Garza was tabbed the Big Ten Preseason Player of the Year in November 2020.

Murray is one of the league's top emerging players after being named to the five-player All-Big Ten Freshman Team a year ago. The Cedar Rapids, Iowa, native was one of only five players nationally -- and only bench player -- to amass 200 points, 35 blocks, 25 steals, and 15 3-pointers. He was the team's leading scorer (7.8) and rebounder (5.5) off the bench in conference play. Murray led team in blocks 12 times and steals five times. The 6-foot-8 forward was second on the team in steals (26) and ranked 11th in the Big Ten in blocked shots per game (1.26). His 39 blocks tie for fourth most by a freshman in program history.

Murray totaled 13 points, seven rebounds, four blocks, three assists, and a steal in Iowa's first-round victory over Grand Canyon to become the first Hawkeye ever to stuff the stat sheet with those numbers in an NCAA Tournament contest.


COACHING EXPERIENCE

Fran McCaffery has the most experienced coaching staffs in the country. The Iowa men's basketball staff has 75 years of combined collegiate head coaching experience and more than 125 years of collegiate coaching under their belts.

Coach	Years
Fran McCaffery	26 years
Kirk Speraw	20 years
Sherman Dillard	10 years
Billy Taylor	14 years
Al Seibert	5 years



GAME 19: IOWA vs PENN STATE



AUSTIN ASH

#13 • Guard
6-3 • 180 • RS-Senior
Cedar Rapids, Iowa
Mount Vernon HS

SEASON HIGHS

POINTS..... 8 vs. PORTLAND STATE (11/26/21)
 FGM..... 3 vs. PORTLAND STATE (11/26/21)
 FGA..... 5, 2X, LAST VS. WESTERN MICHIGAN (11/22/21)
 3-PT FGM..... 2 vs. PORTLAND STATE (11/26/21)
 3-PT FGA..... 5 vs. ALABAMA STATE (11/18/21)
 FTM..... 3, 2X, LAST VS. KANSAS CITY (11/12/21)
 FTA..... 4, 2X, LAST VS. KANSAS CITY (11/12/21)
 REB..... 2, 2X, LAST VS. SE LOUISIANA (12/21/21)
 AST..... 2, 2X, LAST VS. WESTERN MICHIGAN (11/22/21)
 STL.....
 BLK.....
 MIN..... 13 vs. LONGWOOD (11/9/21)

CAREER HIGHS

POINTS..... 9 vs. SAVANNAH ST (12/22/18)
 FGM..... 3, 2X, LAST VS. PORTLAND STATE (11/26/21)
 FGA..... 9 vs. SAVANNAH ST (12/22/18)
 3-PT FGM..... 3 vs. SAVANNAH ST (12/22/18)
 3-PT FGA..... 8 vs. SAVANNAH ST (12/22/18)
 FTM..... 3, 2X, LAST VS. KANSAS CITY (11/12/21)
 FTA..... 4, 2X, LAST VS. KANSAS CITY (11/12/21)
 REB..... 2, 4X, LAST VS. SE LOUISIANA (12/21/21)
 AST..... 2, 3X, LAST VS. WESTERN MICHIGAN (11/22/21)
 STL..... 2 AT INDIANA (2/13/20)
 BLK.....
 MIN..... 19 vs. SAVANNAH ST (12/22/18)

Opponent	Date	GS	MIN	Total		3-Pointers		Free throws		Rebounds			PF	A	TO	BLK	STL	PTS	AVG	
				FG-FGA	PCT	3FG-3FGA	PCT	FT-FTA	PCT	OFF	DEF	TOT								AVG
Longwood	11/09/2021		13:08	0-3	.000	0-3	.000	3-4	.750	0	0	0	0.0	2	2	1	0	0	3	3.0
Kansas City	11/12/2021		05:28	1-2	.500	0-1	.000	3-4	.750	0	0	0	0.0	1	1	2	0	0	5	4.0
N.C. Central	11/16/2021		00:50	0-0	.000	0-0	.000	0-0	.000	0	0	0	0.0	0	0	0	0	0	2.7	
Alabama St.	11/18/2021		08:03	1-5	.200	1-5	.200	0-0	.000	0	0	0	0.0	1	1	0	0	0	3	2.8
Western Mich.	11/22/2021		07:59	2-5	.400	0-1	.000	0-0	.000	1	0	1	0.2	0	2	1	0	0	4	3.0
Portland St.	11/26/2021		05:18	3-3	1.000	2-2	1.000	0-0	.000	1	1	2	0.5	0	0	0	0	0	8	3.8
vs Utah St.	12/18/2021		02:24	0-2	.000	0-2	.000	0-0	.000	0	0	0	0.4	0	0	0	0	0	0	3.3
Southeastern La.	12/21/2021		04:39	2-4	.500	0-2	.000	0-0	.000	1	1	2	0.6	0	0	0	0	0	4	3.4
Western Ill.	12/29/2021		02:48	1-1	1.000	0-0	.000	0-0	.000	0	0	0	0.6	0	0	0	0	0	2	3.2
at Wisconsin	01/06/2022		01:02	1-1	1.000	0-0	.000	0-0	.000	0	0	0	0.5	0	0	0	0	0	2	3.1
at Rutgers	01/19/2022		00:02	0-0	.000	0-0	.000	0-0	.000	0	0	0	0.5	0	0	0	0	0	0	2.8
Totals		0	51:41	11-26	.423	3-16	.188	6-8	.750	3	2	5	0.5	4	6	4	0	0	31	2.8

CAREER STATISTICS

YEAR	G/GS	FG-A	PCT	3-PT	PCT	FT-A	PCT	REB	AVG	PF-FO	AST	TO	BLK	STL	PTS	AVG
Fresh.	9/0	5-18	.278	5-16	.313	0-1	.000	5	0.6	1-0	4	0	0	3	15	1.7
Soph.	8/0	3-12	.250	3-11	.273	3-4	.750	5	0.6	3-0	2	2	0	3	12	1.5
Junior	9/0	6-15	.400	3-8	.333	0-0	.000	4	0.4	1-0	2	0	0	1	15	1.7
Senior	11/0	11-26	.423	3-16	.188	6-8	.750	5	0.5	4-0	6	4	0	0	31	2.8
TOTALS	37/0	25-71	.352	14-52	.269	9-13	.692	19	0.5	9-0	14	6	0	7	73	2.0



JORDAN BOHANNON

#3 • Guard
6-1 • 175 • Sixth Year
Marion, Iowa
Linn-Mar HS

SEASON HIGHS

POINTS..... 20 AT VIRGINIA (11/29/21)
 FGM..... 7 AT VIRGINIA (11/29/21)
 FGA..... 12, 2X, LAST AT IOWA STATE (12/9/21)
 3-PT FGM..... 6, 2X, LAST AT VIRGINIA (11/29/21)
 3-PT FGA..... 10 AT RUTGERS (1/19/22)
 FTM..... 6, 3X, LAST VS. INDIANA (1/13/22)
 FTA..... 7 vs. INDIANA (1/13/22)
 REB..... 3 AT MINNESOTA (1/16/22)
 AST..... 3, 4X, LAST AT WISCONSIN (1/6/22)
 STL..... 3, 2X, LAST AT MINNESOTA (1/16/22)
 BLK.....
 MIN..... 31, 2X, LAST AT IOWA STATE (12/9/21)

CAREER HIGHS

POINTS..... 30 vs. UAB (11/22/17)
 FGM..... 10, 2X, LAST VS. NEBRASKA (1/6/19)
 FGA..... 18 AT NOTRE DAME (11/29/16)
 3-PT FGM..... 8, 2X, LAST VS. NEBRASKA (3/4/21)
 3-PT FGA..... 16 vs. NORTH CAROLINA (12/8/20)
 FTM..... 10, 2X, LAST VS. NEBRASKA (1/6/19)
 FTA..... 10, 4X, LAST VS. NEBRASKA (1/7/19)
 REB..... 7, 2X, LAST AT INDIANA (2/7/21)
 AST..... 14 vs. MINNESOTA (1/10/21)
 STL..... 6 vs. PITTSBURGH (11/27/18)
 BLK..... 1, 2X, LAST AT MINNESOTA (2/8/17)
 MIN..... 45 AT MINNESOTA (2/8/17)

Opponent	Date	GS	MIN	Total		3-Pointers		Free throws		Rebounds			PF	A	TO	BLK	STL	PTS	AVG	
				FG-FGA	PCT	3FG-3FGA	PCT	FT-FTA	PCT	OFF	DEF	TOT								AVG
Longwood	11/09/2021	*	17:02	6-8	.750	6-8	.750	0-0	.000	0	0	0	0.0	1	1	0	0	1	18	18.0
Kansas City	11/12/2021	*	24:12	4-8	.500	3-5	.600	2-2	1.000	0	2	2	1.0	2	1	0	0	0	13	15.5
N.C. Central	11/16/2021	*	24:41	1-10	.100	1-9	.111	4-4	1.000	0	2	2	1.3	0	1	0	0	7	12.7	
Alabama St.	11/18/2021	*	21:47	4-8	.500	4-8	.500	0-0	.000	0	1	1	1.3	1	0	0	0	1	12	12.5
Western Mich.	11/22/2021	*	19:14	2-7	.286	1-5	.200	0-0	.000	0	0	0	1.0	1	3	1	0	3	5	11.0
Portland St.	11/26/2021	*	24:36	1-4	.250	0-3	.000	3-3	1.000	0	0	0	0.8	0	1	0	0	1	5	10.0
at Virginia	11/29/2021	*	30:42	7-12	.583	6-9	.667	0-0	.000	0	1	1	0.9	3	2	0	0	0	20	11.4
at Purdue	12/03/2021	*	22:16	2-5	.400	0-2	.000	0-0	.000	0	1	1	0.9	2	1	1	0	0	4	10.5
Illinois	12/06/2021	*	16:41	2-5	.400	0-1	.000	0-0	.000	0	0	0	0.8	2	1	1	0	0	4	9.8
at Iowa St.	12/09/2021	*	31:02	4-12	.333	3-8	.375	6-6	1.000	1	1	2	0.9	2	0	2	0	0	17	10.5
vs Utah St.	12/18/2021	*	21:37	4-7	.571	2-5	.400	1-1	1.000	0	1	1	0.9	3	2	1	0	1	11	10.5
Southeastern La.	12/21/2021	*	22:49	4-8	.500	4-8	.500	1-2	.500	0	2	2	1.0	0	3	0	0	0	13	10.8
Western Ill.	12/29/2021	*	24:25	3-9	.333	1-6	.167	6-6	1.000	0	1	1	1.0	2	3	1	0	0	13	10.9
Maryland	01/03/2022	*	27:28	1-5	.200	1-4	.250	5-6	.833	0	1	1	1.0	2	1	0	0	0	8	10.7
at Wisconsin	01/06/2022	*	29:10	3-6	.500	3-6	.500	3-6	.500	0	1	1	1.0	2	3	0	0	0	12	10.8
Indiana	01/13/2022	*	28:42	2-11	.182	1-7	.143	6-7	.857	0	0	0	0.9	1	1	0	0	1	11	10.8
at Minnesota	01/16/2022	*	30:08	3-11	.273	2-8	.250	4-4	1.000	1	2	3	1.1	2	2	1	0	3	12	10.9
at Rutgers	01/19/2022	*	27:33	2-11	.182	2-10	.200	0-0	.000	0	1	1	1.1	2	0	1	0	0	6	10.6
Totals		18	444:06	55-147	.374	40-112	.357	41-47	.872	2	17	19	1.1	28	26	9	0	11	191	10.6

CAREER STATISTICS

YEAR	G/GS	FG-A	PCT	3-PT	PCT	FT-A	PCT	REB	AVG	PF-FO	AST	TO	BLK	STL	PTS	AVG
Fresh.	34/28	118-304	.388	89-214	.416	47-55	.855	76	2.2	55-0	175	76	2	29	372	10.9
Soph.	33/33	137-324	.423	96-223	.430	75-83	.904	74	2.2	59-0	178	68	0	22	445	13.5
Junior	35/35	112-294	.381	79-206	.383	102-117	.880	84	2.4	61-0	118	58	0	23	405	11.6
Senior	10/6	25-84	.298	20-61	.328	18-18	1.000	16	1.6	17-0	33	11	0	8	88	8.8
RS-Sen.	31/31	100-257	.389	80-205	.390	48-54	.889	96	3.1	35-0	135	44	0	16	328	10.6
Sixth Yr.	18/18	55-147	.374	40-112	.357	41-47	.872	19	1.1	28-0	26	9	0	11	191	10.6
TOTALS	161/151	547-1410	.388	404-1021	.396	331-374	.885	365	2.3	255-0	665	266	2	109	1,829	11.4

GAME 19: IOWA vs PENN STATE



LUC LAKETA

#25 • Guard
6-5 • 180 • Freshman
Concord, Michigan
Hanover Horton HS

SEASON HIGHS

POINTS.....3, 2X, LAST VS. WESTERN MICHIGAN (11/22/21)
 FGM.....1, 2X, LAST VS. WESTERN MICHIGAN (11/22/21)
 FGA.....1, 4X, LAST VS. PORTLAND STATE (11/26/21)
 3-PT FGM.....1, 2X, LAST VS. WESTERN MICHIGAN (11/22/21)
 3-PT FGA.....1, 3X, LAST VS. WESTERN MICHIGAN (11/22/21)
 FTM.....
 FTA.....
 REB.....1 vs. PORTLAND STATE (11/26/21)
 AST.....1 vs. SE LOUISIANA (12/21/21)
 STL.....1 vs. WESTERN MICHIGAN (11/22/21)
 BLK.....
 MIN.....6 vs. WESTERN MICHIGAN (11/22/21)


CAREER HIGHS

POINTS.....3, 2X, LAST VS. WESTERN MICHIGAN (11/22/21)
 FGM.....1, 2X, LAST VS. WESTERN MICHIGAN (11/22/21)
 FGA.....1, 4X, LAST VS. PORTLAND STATE (11/26/21)
 3-PT FGM.....1, 2X, LAST VS. WESTERN MICHIGAN (11/22/21)
 3-PT FGA.....1, 3X, LAST VS. WESTERN MICHIGAN (11/22/21)
 FTM.....
 FTA.....
 REB.....1 vs. PORTLAND STATE (11/26/21)
 AST.....1 vs. SE LOUISIANA (12/21/21)
 STL.....1 vs. WESTERN MICHIGAN (11/22/21)
 BLK.....
 MIN.....6 vs. WESTERN MICHIGAN (11/22/21)

Opponent	Date	GS	MIN	Total		3-Pointers		Free throws		Rebounds				PF A TO BLK STL PTS AVG					
				FG-FGA	PCT	3FG-3FGA	PCT	FT-FTA	PCT	OFF	DEF	TOT	AVG	PF	A	TO	BLK	STL	PTS
Longwood	11/09/2021		02:33	0-0	.000	0-0	.000	0-0	.000	0	0	0	0.0	0	0	0	0	0	0.0
Kansas City	11/12/2021		04:45	0-1	.000	0-1	.000	0-0	.000	0	0	0	0.0	0	0	0	0	0	0.0
Alabama St.	11/18/2021		02:17	1-1	1.000	1-1	1.000	0-0	.000	0	0	0	0.0	0	0	0	0	0	3 1.0
Western Mich.	11/22/2021		06:06	1-1	1.000	1-1	1.000	0-0	.000	0	0	0	0.0	0	0	0	1	3	1.5
Portland St.	11/26/2021		02:11	0-1	.000	0-0	.000	0-0	.000	1	0	1	0.2	0	0	0	0	0	1.2
Southeastern La.	12/21/2021		02:39	0-0	.000	0-0	.000	0-0	.000	0	0	0	0.2	0	1	1	0	0	1.0
Western Ill.	12/29/2021		01:47	0-0	.000	0-0	.000	0-0	.000	0	0	0	0.1	0	0	0	0	0	0.9
Totals		0	22:18	2-4	.500	2-3	.667	0-0	.000	1	0	1	0.1	0	1	0	1	0	6 0.9

CAREER STATISTICS

YEAR	G/GS	FG-A	PCT	3-PT	PCT	FT-A	PCT	REB	AVG	PF-FO	AST	TO	BLK	STL	PTS	AVG
Fresh.	7/0	2-4	.500	2-3	.667	0-0	.000	1	0.1	0-0	1	1	0	1	6	0.9



CONNOR MCCAFFERY

#30 • Guard/Forward
6-5 • 205 • RS-Senior
Iowa City, Iowa
West HS

SEASON HIGHS

POINTS.....3, 2X, LAST VS. ALABAMA STATE (11/18/21)
 FGM.....1, 2X, LAST VS. ALABAMA STATE (11/18/21)
 FGA.....3 vs. WESTERN MICHIGAN (11/22/21)
 3-PT FGM.....1, 4X, LAST VS. INDIANA (1/13/22)
 3-PT FGA.....5 AT PURDUE (12/3/21)
 FTM.....2, 3X, LAST VS. INDIANA (1/13/22)
 FTA.....4 vs. SE LOUISIANA (12/21/21)
 REB.....8 vs. SE LOUISIANA (12/21/21)
 AST.....7 vs. PORTLAND STATE (11/26/21)
 STL.....3 vs. INDIANA (1/13/22)
 BLK.....
 MIN.....22 vs. WESTERN MICHIGAN (11/22/21)

CAREER HIGHS


POINTS.....19 vs. CONNECTICUT (11/16/18)
 FGM.....6 AT MICHIGAN STATE (2/13/21)
 FGA.....9 AT ILLINOIS (1/29/21)
 3-PT FGM.....4 AT MICHIGAN STATE (2/13/21)
 3-PT FGA.....8 vs. PURDUE (3/3/20)
 FTM.....9 vs. CONNECTICUT (11/16/18)
 FTA.....11 vs. CONNECTICUT (11/16/18)
 REB.....13 vs. MICHIGAN (1/17/20)
 AST.....10 AT MARYLAND (1/7/21)
 STL.....3, 8X, LAST VS. INDIANA (1/13/22)
 BLK.....1, 8X, LAST VS. ILLINOIS (3/13/21)
 MIN.....39 AT MINNESOTA (2/16/20)

Opponent	Date	GS	MIN	Total		3-Pointers		Free throws		Rebounds				PF A TO BLK STL PTS AVG					
				FG-FGA	PCT	3FG-3FGA	PCT	FT-FTA	PCT	OFF	DEF	TOT	AVG	PF	A	TO	BLK	STL	PTS
Longwood	11/09/2021		13:55	1-1	1.000	1-1	1.000	0-0	.000	1	6	7	7.0	0	0	0	0	0	3 3.0
Kansas City	11/12/2021		13:03	0-1	.000	0-1	.000	0-0	.000	1	2	3	5.0	1	3	0	0	0	1.5
N.C. Central	11/16/2021		21:08	0-1	.000	0-1	.000	2-2	1.000	0	1	1	3.7	3	3	1	0	1	2 1.7
Alabama St.	11/18/2021	*	18:11	1-1	1.000	0-0	.000	1-2	.500	2	2	4	3.8	2	3	1	0	1	3 2.0
Western Mich.	11/22/2021	*	22:13	0-3	.000	0-3	.000	0-0	.000	0	2	2	3.4	1	2	0	0	0	1.6
Portland St.	11/26/2021		18:44	0-1	.000	0-0	.000	0-0	.000	0	3	3	3.3	2	7	0	0	2 0 1.3	
at Virginia	11/29/2021		12:49	0-1	.000	0-1	.000	0-0	.000	1	2	3	3.3	0	2	0	0	0	1.1
at Purdue	12/03/2021		19:09	0-5	.000	0-5	.000	0-0	.000	0	2	2	3.1	2	1	0	0	1	1.0
Illinois	12/06/2021		15:15	1-2	.500	1-2	.500	0-0	.000	0	0	0	2.8	3	1	0	0	1	3 1.2
at Iowa St.	12/09/2021		08:05	0-0	.000	0-0	.000	0-0	.000	1	0	1	2.6	0	1	1	0	0	1.1
vs Utah St.	12/18/2021		16:22	0-1	.000	0-1	.000	0-0	.000	0	1	1	2.5	1	2	0	0	0	1.0
Southeastern La.	12/21/2021		18:24	1-1	1.000	1-1	1.000	2-4	.500	2	6	8	2.9	1	2	1	0	0	5 1.3
Western Ill.	12/29/2021		10:14	0-0	.000	0-0	.000	0-0	.000	0	1	1	2.8	0	0	0	0	0	1.2
Maryland	01/03/2022		18:15	0-1	.000	0-1	.000	1-2	.500	0	1	1	2.6	3	1	1	0	1	1.2
at Wisconsin	01/06/2022		14:59	0-0	.000	0-0	.000	0-0	.000	1	0	1	2.5	5	2	0	0	1	1.1
Indiana	01/13/2022		20:10	1-2	.500	1-2	.500	2-2	1.000	0	1	1	2.4	1	1	0	0	3 5 1.4	
at Rutgers	01/19/2022		09:15	0-1	.000	0-1	.000	0-0	.000	0	3	3	2.5	2	0	1	0	0	1.3
Totals		2	270:11	5-22	.227	4-20	.200	8-12	.667	9	33	42	2.5	27	31	6	0	11	22 1.3

CAREER STATISTICS

YEAR	G/GS	FG-A	PCT	3-PT	PCT	FT-A	PCT	REB	AVG	PF-FO	AST	TO	BLK	STL	PTS	AVG
Fresh.	4/0	2-3	.667	1-2	.500	3-4	.750	4	1.0	2-0	7	4	0	2	8	2.0
RS-Fresh.	34/0	35-97	.361	6-29	.207	73-97	.753	49	1.4	61-0	102	43	3	23	149	4.4
Soph.	31/31	55-160	.344	33-97	.340	50-64	.781	124	4.0	80-2	124	27	3	35	193	6.2
Junior	31/31	33-102	.324	18-65	.277	17-29	.586	97	3.1	81-1	112	30	2	19	101	3.3
Senior	17/2	5-22	.227	4-20	.200	8-12	.667	42	2.5	27-1	31	6	0	11	22	1.4
TOTALS	117/64	130-384	.339	62-213	.291	151-206	.733	316	2.7	251-4	376	110	8	90	473	4.1

GAME 19: IOWA vs PENN STATE



PATRICK MCCAFFERY

#22 • Forward
6-9 • 200 • RS-Soph.
Iowa City, Iowa
West HS

SEASON HIGHS

POINTS.....16 vs. SE LOUISIANA (12/21/21)
 FGM..... 5, 5X, LAST vs. SE LOUISIANA (12/21/21)
 FGA..... 13 AT PURDUE (12/3/21)
 3-PT FGM..... 2, 2X, LAST vs. SE LOUISIANA (12/21/21)
 3-PT FGA..... 5, 3X, LAST AT RUTGERS (1/19/22)
 FTM 7 AT PURDUE (12/3/21)
 FTA 10 AT PURDUE (12/3/21)
 REB 7 AT WISCONSIN (1/6/22)
 AST..... 4 vs. LONGWOOD (11/9/21)
 STL 3 vs. INDIANA (1/13/22)
 BLK..... 2 vs. WESTERN ILLINOIS (12/29/21)
 MIN..... 31 AT RUTGERS (1/19/22)


CAREER HIGHS

POINTS..... 19 vs. NEBRASKA (3/4/21)
 FGM..... 8 vs. NEBRASKA (3/4/21)
 FGA..... 13, 2X, LAST AT PURDUE (12/3/21)
 3-PT FGM..... 3 vs. NEBRASKA (3/4/21)
 3-PT FGA..... 6 vs. NEBRASKA (3/4/21)
 FTM 7 AT PURDUE (12/3/21)
 FTA 10 AT PURDUE (12/3/21)
 REB 6, 3X, LAST vs. UTAH STATE (12/18/21)
 AST..... 4 vs. LONGWOOD (11/9/21)
 STL 3 vs. INDIANA (1/13/22)
 BLK..... 2, 3X, LAST vs. WESTERN ILLINOIS (12/29/21)
 MIN..... 31 AT RUTGERS (1/19/22)

Opponent	Date	GS	MIN	Total		3-Pointers		Free throws		Rebounds				PF	A	TO	BLK	STL	PTS	AVG	
				FG-FGA	PCT	3FG-3FGA	PCT	FT-FTA	PCT	OFF	DEF	TOT	AVG								
Longwood	11/09/2021	*	21:41	3-6	.500	0-3	.000	5-6	.833	0	4	4	4.0	0	4	2	0	0	11	11.0	
Kansas City	11/12/2021	*	22:56	5-10	.500	0-1	.000	0-0	.000	1	1	2	3.0	0	2	0	0	1	10	10.5	
N.C. Central	11/16/2021	*	22:53	4-11	.364	1-4	.250	6-6	1.000	1	0	1	2.3	0	1	2	0	0	15	12.0	
Portland St.	11/26/2021	*	19:57	5-10	.500	1-3	.333	3-3	1.000	0	2	2	2.3	0	1	1	0	1	14	12.5	
at Virginia	11/29/2021	*	24:10	3-6	.500	1-1	1.000	0-0	.000	1	2	3	2.4	0	3	0	1	1	7	11.4	
at Purdue	12/03/2021	*	28:09	4-13	.308	0-4	.000	7-10	.700	0	5	5	2.8	2	3	0	0	0	15	12.0	
Illinois	12/06/2021	*	23:56	5-11	.455	2-2	1.000	0-1	.000	1	1	2	2.7	1	0	0	0	0	12	12.0	
at Iowa St.	12/09/2021	*	25:35	2-9	.222	1-5	.200	2-2	1.000	0	4	4	2.9	1	1	1	0	7	11.4		
vs Utah St.	12/18/2021	*	21:29	5-9	.556	1-3	.333	1-2	.500	0	6	6	3.2	1	3	1	0	2	12	11.4	
Southeastern La.	12/21/2021	*	25:44	5-10	.500	2-4	.500	4-4	1.000	0	3	3	3.2	0	2	0	0	2	16	11.9	
Western Ill.	12/29/2021	*	23:32	4-8	.500	1-2	.500	2-2	1.000	0	3	3	3.2	0	1	2	2	0	11	11.8	
Maryland	01/03/2022	*	21:45	2-8	.250	1-2	.500	0-0	.000	2	3	5	3.3	0	0	0	0	0	5	11.3	
at Wisconsin	01/06/2022	*	26:28	4-10	.400	0-2	.000	2-3	.667	1	6	7	3.6	4	3	0	1	0	10	11.2	
Indiana	01/13/2022	*	19:50	1-4	.250	0-0	.000	3-4	.750	1	0	1	3.4	0	0	0	0	3	5	10.7	
at Minnesota	01/16/2022	*	31:28	4-11	.364	2-5	.400	2-4	.500	0	3	3	3.4	0	1	1	0	1	12	10.8	
at Rutgers	01/19/2022	*	30:45	4-12	.333	1-5	.200	2-4	.500	1	2	3	3.4	0	2	0	1	1	11	10.8	
Totals			16	390:18	60-148	.405	14-46	.304	39-51	.765	9	45	54	3.4	9	27	10	6	12	173	10.8

CAREER STATISTICS

YEAR	G/GS	FG-A	PCT	3-PT	PCT	FT-A	PCT	REB	AVG	PF-FO	AST	TO	BLK	STL	PTS	AVG
Fresh.	2/0	3-10	.300	0-4	.000	0-0	.000	5	2.5	2-0	1	0	0	1	6	3.0
RS-Fresh.	31/0	60-137	.438	13-43	.302	29-41	.707	83	2.7	20-0	28	13	12	11	162	5.2
Soph.	16/16	60-148	.405	14-46	.304	39-51	.765	54	3.4	9-0	27	10	6	12	173	10.8
TOTALS	49/16	123-295	.417	27-93	.290	68-92	.739	142	2.9	31-0	56	23	18	24	341	7.0



RILEY MULVEY

#44 • Forward
6-11 • 245 • Freshman
Rotterdam, New York
St. Thomas More

SEASON HIGHS

POINTS..... 8 vs. WESTERN MICHIGAN (11/22/21)
 FGM 3 vs. WESTERN MICHIGAN (11/22/21)
 FGA 5 vs. WESTERN MICHIGAN (11/22/21)
 3-PT FGM..... - - -
 3-PT FGA..... - - -
 FTM 2, 2X, LAST vs. WESTERN MICHIGAN (11/22/21)
 FTA 2, 2X, LAST vs. WESTERN MICHIGAN (11/22/21)
 REB 5 vs. ALABAMA STATE (11/18/21)
 AST..... 1, 2X, LAST vs. SE LOUISIANA (12/21/21)
 STL - - -
 BLK..... 1, 2X, LAST vs. WESTERN ILLINOIS (12/29/21)
 MIN..... 13 vs. WESTERN MICHIGAN (11/22/21)

CAREER HIGHS

POINTS..... 8 vs. WESTERN MICHIGAN (11/22/21)
 FGM 3 vs. WESTERN MICHIGAN (11/22/21)
 FGA 5 vs. WESTERN MICHIGAN (11/22/21)
 3-PT FGM..... - - -
 3-PT FGA..... - - -
 FTM 2, 2X, LAST vs. WESTERN MICHIGAN (11/22/21)
 FTA 2, 2X, LAST vs. WESTERN MICHIGAN (11/22/21)
 REB 5 vs. ALABAMA STATE (11/18/21)
 AST..... 1, 2X, LAST vs. SE LOUISIANA (12/21/21)
 STL - - -
 BLK..... 1, 2X, LAST vs. WESTERN ILLINOIS (12/29/21)
 MIN..... 13 vs. WESTERN MICHIGAN (11/22/21)

Opponent	Date	GS	MIN	Total		3-Pointers		Free throws		Rebounds				PF	A	TO	BLK	STL	PTS	AVG	
				FG-FGA	PCT	3FG-3FGA	PCT	FT-FTA	PCT	OFF	DEF	TOT	AVG								
Longwood	11/09/2021		10:07	0-1	.000	0-0	.000	0-0	.000	0	1	1	1.0	2	1	0	0	0	0	0.0	
Kansas City	11/12/2021		05:28	0-0	.000	0-0	.000	0-0	.000	0	1	1	1.0	1	0	0	1	0	0	0.0	
Alabama St.	11/18/2021		08:30	0-0	.000	0-0	.000	2-2	1.000	0	5	5	2.3	0	0	1	0	0	2	0.7	
Western Mich.	11/22/2021		13:29	3-5	.600	0-0	.000	2-2	1.000	2	2	4	2.8	1	0	1	0	0	8	2.5	
Portland St.	11/26/2021		02:11	0-0	.000	0-0	.000	0-0	.000	0	0	0	0.2	0	0	0	0	0	0	2.0	
at Purdue	12/03/2021		02:50	0-0	.000	0-0	.000	0-0	.000	0	1	1	2.0	2	0	1	0	0	0	1.7	
vs Utah St.	12/18/2021		02:09	0-0	.000	0-0	.000	0-0	.000	0	0	0	0.7	0	0	0	0	0	0	1.4	
Southeastern La.	12/21/2021		04:39	1-1	1.000	0-0	.000	0-0	.000	2	0	2	1.8	1	1	0	0	0	2	1.5	
Western Ill.	12/29/2021		02:15	0-0	.000	0-0	.000	0-0	.000	0	0	0	1.6	0	0	0	1	0	0	1.3	
at Wisconsin	01/06/2022		05:58	1-1	1.000	0-0	.000	0-0	.000	0	1	1	1.5	1	0	0	0	0	2	1.4	
Indiana	01/13/2022		01:08	0-0	.000	0-0	.000	0-0	.000	0	0	0	1.4	2	0	1	0	0	0	1.3	
Totals			0	58:44	5-8	.625	0-0	.000	4-4	1.000	4	11	15	1.4	10	2	4	2	0	14	1.3

CAREER STATISTICS

YEAR	G/GS	FG-A	PCT	3-PT	PCT	FT-A	PCT	REB	AVG	PF-FO	AST	TO	BLK	STL	PTS	AVG
Fresh.	11/0	5-8	.625	0-0	.000	4-4	1.000	15	1.4	8-0	2	4	2	0	14	1.3

GAME 19: IOWA vs PENN STATE



KEEGAN MURRAY

#15 • Forward
6-8 • 225 • Sophomore
Cedar Rapids, Iowa
Prairie HS

SEASON HIGHS

POINTS..... 35, 2X, LAST VS. MARYLAND (1/3/22)
 FGM..... 14 VS. MARYLAND (1/3/22)
 FGA..... 21 VS. MARYLAND (1/3/22)
 3-PT FGM..... 5 VS. MARYLAND (1/3/22)
 3-PT FGA..... 6, 3X, LAST AT RUTGERS (1/19/22)
 FTM..... 9 VS. N.C. CENTRAL (11/16/21)
 FTA..... 10 VS. N.C. CENTRAL (11/16/21)
 REB..... 21 VS. N.C. CENTRAL (11/16/21)
 AST..... 4 VS. ALABAMA STATE (11/18/21)
 STL..... 3, 4X, LAST WESTERN ILLINOIS (12/29/21)
 BLK..... 5 VS. LONGWOOD (11/9/21)
 MIN..... 38 VS. MARYLAND (1/3/22)

CAREER HIGHS

POINTS..... 35, 2X, LAST VS. MARYLAND (1/3/22)
 FGM..... 14 VS. MARYLAND (1/3/22)
 FGA..... 21 VS. MARYLAND (1/3/22)
 3-PT FGM..... 5 VS. MARYLAND (1/3/22)
 3-PT FGA..... 6, 3X, LAST AT RUTGERS (1/19/22)
 FTM..... 9 VS. N.C. CENTRAL (11/16/21)
 FTA..... 10 VS. N.C. CENTRAL (11/16/21)
 REB..... 21 VS. N.C. CENTRAL (11/16/21)
 AST..... 4 VS. ALABAMA STATE (11/18/21)
 STL..... 3, 5X, LAST WESTERN ILLINOIS (12/29/21)
 BLK..... 5 VS. LONGWOOD (11/9/21)
 MIN..... 38 VS. MARYLAND (1/3/22)

Opponent	Date	GS	MIN	Total		3-Pointers		Free throws		Rebounds				PF	A	TO	BLK	STL	PTS	AVG	
				FG-FGA	PCT	3FG-3FGA	PCT	FT-FTA	PCT	OFF	DEF	TOT	AVG								
Longwood	11/09/2021	*	17:29	8-10	.800	3-4	.750	5-5	1.000	2	5	7	7.0	3	1	0	5	0	24	24.0	
Kansas City	11/12/2021	*	22:53	9-15	.600	1-3	.333	6-6	1.000	0	4	4	5.5	2	1	2	1	3	25	24.5	
N.C. Central	11/16/2021	*	37:17	9-19	.474	0-4	.000	9-10	.900	9	12	21	10.7	2	2	2	4	0	27	25.3	
Alabama St.	11/18/2021	*	21:47	10-16	.625	2-5	.400	4-5	.800	2	4	6	9.5	1	4	2	1	1	26	25.5	
Western Mich.	11/22/2021	*	21:21	10-14	.714	2-4	.500	7-9	.778	3	3	6	8.8	0	0	0	3	2	29	26.2	
Portland St.	11/26/2021	*	27:02	10-16	.625	1-5	.200	2-2	1.000	3	6	9	8.8	1	0	0	1	2	23	25.7	
at Virginia	11/29/2021	*	35:49	7-13	.538	1-4	.250	3-5	.600	2	7	9	8.9	1	3	2	1	0	18	24.6	
Illinois	12/06/2021	*	29:46	7-15	.467	1-4	.250	4-7	.571	1	1	2	8.0	1	0	1	2	3	19	23.9	
at Iowa St.	12/09/2021	*	37:25	4-17	.235	1-6	.167	0-0	.000	6	1	7	7.9	3	1	1	2	3	9	22.2	
vs Utah St.	12/18/2021	*	29:14	13-17	.765	2-5	.400	7-8	.875	3	4	7	7.8	1	1	1	1	2	35	23.5	
Southeastern La.	12/21/2021	*	24:17	8-13	.615	1-5	.200	3-3	1.000	3	7	10	8.0	2	1	1	0	0	20	23.2	
Western Ill.	12/29/2021	*	34:51	13-20	.650	1-4	.250	2-3	.667	2	8	10	8.2	1	3	1	3	3	29	23.7	
Maryland	01/03/2022	*	38:06	14-21	.667	5-6	.833	2-3	.667	4	4	8	8.2	1	1	1	3	1	35	24.5	
at Wisconsin	01/06/2022	*	35:17	10-16	.625	2-4	.500	5-9	.556	1	4	5	7.9	0	0	3	3	1	27	24.7	
Indiana	01/13/2022	*	22:18	5-9	.556	1-3	.333	1-2	.500	3	6	9	8.0	4	0	1	2	1	12	23.9	
at Minnesota	01/16/2022	*	36:04	11-17	.647	1-3	.333	2-3	.667	4	6	10	8.1	2	0	0	2	2	25	23.9	
at Rutgers	01/19/2022	*	35:22	5-14	.357	2-6	.333	1-2	.500	3	10	13	8.4	4	1	2	2	1	13	23.3	
Totals			17	506:18	153-262	.584	27-75	.360	63-82	.768	51	92	143	8.4	29	19	20	36	25	396	23.3

CAREER STATISTICS

YEAR	G/GS	FG-A	PCT	3-PT	PCT	FT-A	PCT	REB	AVG	PF-FO	AST	TO	BLK	STL	PTS	AVG
Fresh.	31/4	84-166	.506	16-54	.296	40-53	.755	158	5.1	58-1	17	20	39	26	224	7.2
Soph.	17/17	153-262	.584	27-75	.360	63-82	.768	143	8.4	29-0	19	20	36	25	396	23.3
TOTALS	48/21	237-428	.554	43-129	.333	103-135	.763	301	6.3	87-1	36	40	75	51	620	12.9



KRIS MURRAY

#24 • Forward
6-8 • 225 • Sophomore
Cedar Rapids, Iowa
Prairie HS

SEASON HIGHS

POINTS..... 29 VS. INDIANA (1/13/22)
 FGM..... 12 VS. INDIANA (1/13/22)
 FGA..... 18 VS. INDIANA (1/13/22)
 3-PT FGM..... 3, 2X, LAST VS. UTAH STATE (12/18/21)
 3-PT FGA..... 5, 3X, LAST VS. INDIANA (1/13/22)
 FTM..... 4 VS. WESTERN MICHIGAN (11/22/21)
 FTA..... 4, 3X, LAST VS. INDIANA (1/13/22)
 REB..... 11 VS. INDIANA (1/13/22)
 AST..... 2, 6X, LAST VS. INDIANA (1/13/22)
 STL..... 3 VS. INDIANA (1/13/22)
 BLK..... 3 VS. INDIANA (1/13/22)
 MIN..... 29 VS. INDIANA (1/13/22)

CAREER HIGHS

POINTS..... 29 VS. INDIANA (1/13/22)
 FGM..... 12 VS. INDIANA (1/13/22)
 FGA..... 18 VS. INDIANA (1/13/22)
 3-PT FGM..... 3, 2X, LAST VS. UTAH STATE (12/18/21)
 3-PT FGA..... 5, 3X, LAST VS. INDIANA (1/13/22)
 FTM..... 4 VS. WESTERN MICHIGAN (11/22/21)
 FTA..... 4, 3X, LAST VS. INDIANA (1/13/22)
 REB..... 11 VS. INDIANA (1/13/22)
 AST..... 2, 6X, LAST VS. INDIANA (1/13/22)
 STL..... 3 VS. INDIANA (1/13/22)
 BLK..... 3 VS. INDIANA (1/13/22)
 MIN..... 29 VS. INDIANA (1/13/22)

Opponent	Date	GS	MIN	Total		3-Pointers		Free throws		Rebounds				PF	A	TO	BLK	STL	PTS	AVG	
				FG-FGA	PCT	3FG-3FGA	PCT	FT-FTA	PCT	OFF	DEF	TOT	AVG								
Longwood	11/09/2021		17:23	7-9	.778	2-4	.500	0-1	.000	2	5	7	7.0	2	1	1	2	1	16	16.0	
Kansas City	11/12/2021		12:29	3-7	.429	0-0	.000	0-2	.000	2	3	5	6.0	1	1	0	1	0	6	11.0	
Alabama St.	11/18/2021		17:24	6-10	.600	3-5	.600	2-3	.667	6	2	8	6.7	2	2	1	0	0	17	13.0	
Western Mich.	11/22/2021		22:57	3-6	.500	2-3	.667	4-4	1.000	1	7	8	7.0	1	0	0	1	2	12	12.8	
Portland St.	11/26/2021		19:45	5-9	.556	2-2	1.000	1-2	.500	3	3	6	6.8	1	2	0	1	1	13	12.8	
at Virginia	11/29/2021		17:00	2-7	.286	2-4	.500	0-0	.000	1	1	2	6.0	1	0	1	0	0	6	11.7	
at Purdue	12/03/2021	*	25:51	5-10	.500	2-4	.500	0-0	.000	0	4	4	5.7	4	0	1	0	1	12	11.7	
Illinois	12/06/2021		16:54	3-8	.375	0-3	.000	2-2	1.000	2	3	5	5.6	2	2	0	0	0	8	11.3	
at Iowa St.	12/09/2021		15:55	2-6	.333	0-3	.000	0-0	.000	3	3	6	5.7	3	1	1	2	2	4	10.4	
vs Utah St.	12/18/2021		19:11	6-8	.750	3-4	.750	2-4	.500	2	2	4	5.5	3	2	0	1	2	17	11.1	
Southeastern La.	12/21/2021		10:15	0-3	.000	0-2	.000	1-2	.500	1	0	1	5.1	1	1	0	1	0	1	10.2	
Western Ill.	12/29/2021		13:03	3-7	.429	0-0	.000	0-0	.000	3	1	4	5.0	3	0	2	2	0	6	9.8	
Maryland	01/03/2022		09:33	0-2	.000	0-2	.000	1-2	.500	0	1	1	4.7	1	1	1	0	1	1	9.2	
at Wisconsin	01/06/2022		20:41	5-10	.500	2-5	.400	0-0	.000	0	3	3	4.6	3	2	1	2	2	12	9.4	
Indiana	01/13/2022		29:16	12-18	.667	2-5	.400	3-4	.750	6	5	11	5.0	2	2	1	3	3	29	10.7	
at Minnesota	01/16/2022		11:19	2-4	.500	0-2	.000	1-3	.333	1	1	2	4.8	2	1	1	1	0	5	10.3	
at Rutgers	01/19/2022		10:48	0-5	.000	0-3	.000	0-0	.000	0	0	0	4.5	2	0	0	2	0	0	9.7	
Totals			1	289:43	64-129	.496	20-51	.392	17-29	.586	33	44	77	4.5	34	18	11	20	14	165	9.7

CAREER STATISTICS

YEAR	G/GS	FG-A	PCT	3-PT	PCT	FT-A	PCT	REB	AVG	PF-FO	AST	TO	BLK	STL	PTS	AVG
Fresh.	13/0	3-13	.231	0-5	.000	2-2	1.000	8	0.6	3-0	1	2	1	1	8	0.6
Soph.	17/1	64-129	.496	20-51	.392	17-29	.586	77	4.5	34-0	18	11	20	14	165	9.7
TOTALS	30/1	67-142	.472	20-56	.357	19-31	.613	85	2.8	37-0	19	13	21	15	173	5.8

GAME 19: IOWA vs PENN STATE



JOSH OGUNDELE

#23 • Center
6-11 • 265 • Sophomore
 London, England
 Worcester Academy (MA)

SEASON HIGHS

POINTS..... 7 AT PURDUE (12/3/21)
 FGM..... 3 AT PURDUE (12/3/21)
 FGA..... 4 AT PURDUE (12/3/21)
 3-PT FGM.....
 3-PT FGA.....
 FTM..... 1, 3X, LAST AT WISCONSIN (1/6/22)
 FTA..... 3, 2X, LAST AT PURDUE (12/3/21)
 REB..... 5 AT PURDUE (12/3/21)
 AST.....
 STL..... 2 VS. PORTLAND STATE (11/26/21)
 BLK..... 2 VS. ILLINOIS (12/6/21)
 MIN..... 16 AT PURDUE (12/3/21)

CAREER HIGHS

POINTS..... 7 AT PURDUE (12/3/21)
 FGM..... 3 AT PURDUE (12/3/21)
 FGA..... 4 AT PURDUE (12/3/21)
 3-PT FGM.....
 3-PT FGA.....
 FTM..... 1, 2X, LAST AT PURDUE (12/3/21)
 FTA..... 3, 2X, LAST AT PURDUE (12/3/21)
 REB..... 5 AT PURDUE (12/3/21)
 AST.....
 STL..... 2 VS. PORTLAND STATE (11/26/21)
 BLK..... 2 VS. ILLINOIS (12/6/21)
 MIN..... 16 AT PURDUE (12/3/21)

Opponent	Date	GS	MIN	Total		3-Pointers		Free throws		Rebounds				PF	A	TO	BLK	STL	PTS	AVG
				FG-FGA	PCT	3FG-3FGA	PCT	FT-FTA	PCT	OFF	DEF	TOT	AVG							
Kansas City	11/12/2021		05:28	1-2	.500	0-0	.000	0-0	.000	0	3	3	3.0	0	0	0	1	0	2	2.0
N.C. Central	11/16/2021		00:51	0-0	.000	0-0	.000	0-0	.000	0	1	1	2.0	2	0	0	0	0	0	1.0
Alabama St.	11/18/2021		07:57	0-0	.000	0-0	.000	0-0	.000	1	1	2	2.0	0	0	2	0	0	0	0.7
Portland St.	11/26/2021		04:01	0-1	.000	0-0	.000	1-3	.333	1	1	2	2.0	0	0	0	0	2	1	0.8
at Purdue	12/03/2021		16:20	3-4	.750	0-0	.000	1-3	.333	1	4	5	2.6	3	0	1	0	0	7	2.0
Illinois	12/06/2021		01:54	0-0	.000	0-0	.000	0-0	.000	0	0	0	2.2	0	0	0	2	0	0	1.7
at Iowa St.	12/09/2021		02:12	0-0	.000	0-0	.000	0-0	.000	0	0	0	1.9	1	0	0	1	0	0	1.4
vs Utah St.	12/18/2021		02:24	1-1	1.000	0-0	.000	0-0	.000	0	0	0	1.6	0	0	0	0	0	2	1.5
Southeastern La.	12/21/2021		00:53	0-0	.000	0-0	.000	0-0	.000	0	0	0	1.4	0	0	1	0	0	0	1.3
at Wisconsin	01/06/2022		04:20	1-2	.500	0-0	.000	1-1	1.000	1	0	1	1.4	1	0	0	1	0	3	1.5
Indiana	01/13/2022		07:26	0-2	.000	0-0	.000	0-0	.000	0	0	0	1.3	3	0	0	0	0	0	1.4
Totals		0	53:46	6-12	.500	0-0	.000	3-7	.429	4	10	14	1.3	10	0	4	5	2	15	1.4

CAREER STATISTICS

YEAR	G/GS	FG-A	PCT	3-PT	PCT	FT-A	PCT	REB	AVG	PF-FO	AST	TO	BLK	STL	PTS	AVG
Fresh.	8/0	3-6	.500	0-0	.000	1-4	.250	8	1.0	5-0	0	0	0	0	7	0.9
Soph.	11/0	6-12	.500	0-0	.000	3-7	.429	14	1.3	10-0	0	4	5	2	15	1.4
TOTALS	19/0	9-18	.500	0-0	.000	4-11	.364	22	1.2	15-0	0	4	5	2	22	1.2



TONY PERKINS

#11 • Guard
6-4 • 210 • Sophomore
 Indianapolis, Ind.
 Lawrence North

SEASON HIGHS

POINTS..... 16 VS. ILLINOIS (12/6/21)
 FGM..... 6 VS. ILLINOIS (12/6/21)
 FGA..... 11 AT PURDUE (12/3/21)
 3-PT FGM..... 2, 2X, LAST VS. ILLINOIS (12/6/21)
 3-PT FGA..... 4 VS. UTAH STATE (12/18/21)
 FTM..... 4, 2X, LAST VS. WESTERN MICHIGAN (11/22/21)
 FTA..... 4, 3X, LAST VS. WESTERN MICHIGAN (11/22/21)
 REB..... 5 VS. LONGWOOD (11/9/21)
 AST..... 4 VS. UTAH STATE (12/18/21)
 STL..... 3, 2X, LAST VS. N.C. CENTRAL (11/16/21)
 BLK..... 1 VS. LONGWOOD (11/9/21)
 MIN..... 26 AT IOWA STATE (12/9/21)

CAREER HIGHS


POINTS..... 16 VS. ILLINOIS (12/6/21)
 FGM..... 5, 2X, LAST AT PURDUE (12/3/21)
 FGA..... 11 AT PURDUE (12/3/21)
 3-PT FGM..... 2, 2X, LAST VS. ILLINOIS (12/6/21)
 3-PT FGA..... 4 VS. UTAH STATE (12/18/21)
 FTM..... 4, 2X, LAST VS. WESTERN MICHIGAN (11/22/21)
 FTA..... 4, 4X, LAST VS. WESTERN MICHIGAN (11/22/21)
 REB..... 7 VS. N. ILLINOIS (12/13/20)
 AST..... 3, 2X, LAST VS. ALABAMA STATE (11/18/21)
 STL..... 4 VS. UTAH STATE (12/18/21)
 BLK..... 1, 2X, LAST VS. LONGWOOD (11/9/21)
 MIN..... 26 AT IOWA STATE (12/9/21)

Opponent	Date	GS	MIN	Total		3-Pointers		Free throws		Rebounds				PF	A	TO	BLK	STL	PTS	AVG
				FG-FGA	PCT	3FG-3FGA	PCT	FT-FTA	PCT	OFF	DEF	TOT	AVG							
Longwood	11/09/2021		19:04	1-7	.143	0-2	.000	4-4	1.000	1	4	5	5.0	3	2	2	1	0	6	6.0
Kansas City	11/12/2021		14:00	1-3	.333	0-0	.000	3-3	1.000	1	2	3	4.0	2	0	2	0	3	5	5.5
N.C. Central	11/16/2021		19:52	4-7	.571	2-2	1.000	3-4	.750	1	1	2	3.3	1	1	0	0	3	13	8.0
Alabama St.	11/18/2021		15:53	2-6	.333	1-3	.333	0-0	.000	1	1	2	3.0	0	3	0	0	0	5	7.3
Western Mich.	11/22/2021		16:51	5-6	.833	1-1	1.000	4-4	1.000	0	0	0	2.4	2	1	0	0	2	15	8.8
Portland St.	11/26/2021		13:13	4-6	.667	0-0	.000	2-2	1.000	1	1	2	2.3	2	0	2	0	0	10	9.0
at Virginia	11/29/2021		09:18	2-3	.667	0-0	.000	0-0	.000	0	1	1	2.1	1	0	1	0	1	4	8.3
at Purdue	12/03/2021		22:41	5-11	.455	1-2	.500	3-3	1.000	1	1	2	2.1	2	1	2	0	2	14	9.0
Illinois	12/06/2021		23:52	6-8	.750	2-3	.667	2-3	.667	0	0	0	1.9	3	0	0	0	0	16	9.8
at Iowa St.	12/09/2021		25:42	3-10	.300	0-3	.000	3-3	1.000	1	0	1	1.8	3	1	0	0	1	9	9.7
vs Utah St.	12/18/2021		18:23	0-5	.000	0-4	.000	2-2	1.000	0	3	3	1.9	2	4	0	1	2	2	9.0
Southeastern La.	12/21/2021		19:27	3-8	.375	1-3	.333	1-2	.500	1	0	1	1.8	1	1	1	0	1	8	8.9
Western Ill.	12/29/2021		21:21	2-4	.500	0-0	.000	0-0	.000	0	3	3	1.9	1	2	1	0	0	4	8.5
Maryland	01/03/2022		13:37	2-6	.333	0-2	.000	2-2	1.000	0	2	2	1.9	3	2	1	0	1	6	8.4
at Wisconsin	01/06/2022		10:58	0-4	.000	0-1	.000	0-0	.000	1	0	1	1.9	2	1	0	0	0	0	7.8
Indiana	01/13/2022		11:18	3-5	.600	0-0	.000	2-2	1.000	0	1	1	1.8	1	1	3	0	1	8	7.8
at Minnesota	01/16/2022		12:14	2-3	.667	0-0	.000	1-1	1.000	0	2	2	1.8	1	1	1	0	0	5	7.6
at Rutgers	01/19/2022		09:30	0-2	.000	0-1	.000	0-0	.000	0	0	0	1.7	1	0	1	0	1	0	7.2
Totals		0	297:15	45-104	.433	8-27	.296	32-35	.914	9	22	31	1.7	31	21	17	2	19	130	7.2

CAREER STATISTICS

YEAR	G/GS	FG-A	PCT	3-PT	PCT	FT-A	PCT	REB	AVG	PF-FO	AST	TO	BLK	STL	PTS	AVG
Fresh.	24/0	15-33	.455	1-3	.333	7-15	.467	31	1.3	21-0	16	3	1	5	38	1.6
Soph.	18/0	45-104	.433	8-27	.296	32-35	.914	31	1.7	31-0	21	17	2	19	130	7.2
TOTALS	42/0	60-137	.438	9-30	.300	39-50	.780	62	1.5	52-0	37	20	3	24	168	4.0

GAME 19: IOWA vs PENN STATE



FILIP REBRACA

#0 • Forward
6-9 • 230 • Senior
Sombor, Serbia
Univ. of North Dakota

SEASON HIGHS

POINTS..... 13 vs. MARYLAND (1/3/22)
FGM..... 6, 2X, LAST AT MINNESOTA (1/16/22)
FGA..... 10 AT RUTGERS (1/19/22)
3-PT FGM..... 1 vs. ALABAMA STATE (11/18/21)
3-PT FGA..... 1, 5X, LAST AT MINNESOTA (1/16/22)
FTM..... 4 vs. N.C. CENTRAL (11/16/21)
FTA..... 7 vs. N.C. CENTRAL (11/16/21)
REB..... 13 vs. KANSAS CITY (11/12/21)
AST..... 2, 2X, LAST vs. SE LOUISIANA (12/21/21)
STL..... 3 AT MINNESOTA (1/16/22)
BLK..... 2, 4X, LA34 AT RUTGERS (1/19/22)

CAREER HIGHS

POINTS..... 26 vs. SOUTH DAKOTA, 12/10/20
FGM..... 11 AT ORAL ROBERTS, 1/8/21
FGA..... 21 AT OMAHA, 2/26/20
3-PT FGM..... 2, 8X, LAST vs. OMAHA, 2/20/21
3-PT FGA..... 5 AT SOUTH DAKOTA STATE, 2/9/19
FTM..... 11 vs. WESTERN ILLINOIS, 1/29/21
FTA..... 12 vs. WESTERN ILLINOIS, 1/29/21
REB..... 16 AT DENVER, 1/2/20
AST..... 5, 2X, LAST AT FLORIDA GULF COAST, 11/29/19
STL..... 4 AT ORAL ROBERTS, 1/9/21
BLK..... 8 AT MILWAUKEE, 11/19/19
MIN..... 41 vs. NORTH DAKOTA STATE, 1/16/21

Opponent	Date	GS	MIN	Total		3-Pointers		Free throws		Rebounds				PF	A	TO	BLK	STL	PTS	AVG	
				FG-FGA	PCT	3FG-3FGA	PCT	FT-FTA	PCT	OFF	DEF	TOT	AVG								
Longwood	11/09/2021	*	16:09	1-3	.333	0-0	.000	0-0	.000	0	5	5	5.0	1	1	1	0	0	2	2.0	
Kansas City	11/12/2021	*	22:48	4-5	.800	0-0	.000	1-2	.500	3	10	13	9.0	1	1	0	1	1	9	5.5	
N.C. Central	11/16/2021	*	23:47	2-2	1.000	0-0	.000	4-7	.571	4	2	6	8.0	4	0	1	0	0	8	6.3	
Alabama St.	11/18/2021	*	17:26	2-2	1.000	1-1	1.000	0-0	.000	2	6	8	8.0	1	1	0	1	0	5	6.0	
Western Mich.	11/22/2021	*	17:39	2-5	.400	0-1	.000	2-2	1.000	2	3	5	7.4	1	0	1	1	0	6	6.0	
Portland St.	11/26/2021	*	17:28	2-5	.400	0-0	.000	1-2	.500	2	7	9	7.7	1	0	3	2	1	5	5.8	
at Virginia	11/29/2021	*	28:21	4-4	1.000	0-0	.000	0-3	.000	2	1	3	7.0	2	0	0	0	0	8	6.1	
at Purdue	12/03/2021	*	20:04	1-2	.500	0-0	.000	1-2	.500	0	1	1	6.3	5	0	0	0	0	3	5.8	
Illinois	12/06/2021	*	21:12	1-4	.250	0-1	.000	1-2	.500	2	6	8	6.4	4	2	1	0	0	3	5.4	
at Iowa St.	12/09/2021	*	21:10	2-3	.667	0-0	.000	3-4	.750	1	3	4	6.2	3	1	2	0	0	7	5.6	
vs Utah St.	12/18/2021	*	21:12	3-5	.600	0-0	.000	1-2	.500	1	3	4	6.0	3	0	1	1	0	7	5.7	
Southeastern La.	12/21/2021	*	19:10	2-7	.286	0-0	.000	1-2	.500	1	8	9	6.3	2	2	2	2	0	5	5.7	
Western Ill.	12/29/2021	*	16:30	2-3	.667	0-0	.000	1-2	.500	0	4	4	6.1	0	0	1	0	0	5	5.6	
Maryland	01/03/2022	*	29:22	6-8	.750	0-1	.000	1-3	.333	2	6	8	6.2	3	1	0	0	0	13	6.1	
at Wisconsin	01/06/2022	*	11:36	1-2	.500	0-0	.000	0-0	.000	0	1	1	5.9	2	0	0	0	0	2	5.9	
Indiana	01/13/2022	*	19:52	2-3	.667	0-0	.000	0-0	.000	1	3	4	5.8	4	1	0	2	0	4	5.8	
at Minnesota	01/16/2022	*	32:21	6-11	.545	0-1	.000	0-0	.000	6	6	12	6.1	2	1	1	2	3	12	6.1	
at Rutgers	01/19/2022	*	33:40	4-10	.400	0-0	.000	0-1	.000	4	6	10	6.3	3	0	1	0	2	8	6.2	
Totals			18	389:47	47-84	.560	1-5	.200	17-34	.500	33	81	114	6.3	42	11	15	12	7	112	6.2

CAREER STATISTICS

YEAR	G/GS	FG-A	PCT	3-PT	PCT	FT-A	PCT	REB	AVG	PF-FO	AST	TO	BLK	STL	PTS	AVG
Fresh.	29/16	96-180	.533	10-28	.357	31-52	.596	172	5.9	75-1	18	43	26	15	233	8.0
Soph.	32/32	190-328	.579	1-9	.111	78-117	.667	285	8.9	79-0	51	75	33	18	459	14.3
Junior	26/26	174-344	.506	15-41	.366	74-122	.607	197	7.6	69-3	31	61	17	16	437	16.8
Senior	18/18	47-84	.560	1-5	.200	17-34	.500	114	6.3	42-1	11	15	12	7	112	6.2
TOTALS	105/92	507-936	.542	27-83	.325	200-325	.615	768	7.3	265-5	111	194	88	56	1,241	11.8



PAYTON SANDFORT

#20 • Guard
6-7 • 215 • Freshman
Waukee, Iowa
Waukee HS

SEASON HIGHS

POINTS..... 21 vs. ALABAMA STATE (11/18/21)
FGM..... 7 vs. ALABAMA STATE (11/18/21)
FGA..... 15 vs. ALABAMA STATE (11/18/21)
3-PT FGM..... 5, 2X, LAST vs. WESTERN MICHIGAN (11/22/21)
3-PT FGA..... 12 vs. ALABAMA STATE (11/18/21)
FTM..... 2, 5X, LAST vs. SE LOUISIANA (12/21/21)
FTA..... 2, 5X, LAST vs. SE LOUISIANA (12/21/21)
REB..... 5 vs. WESTERN ILLINOIS (12/29/21)
AST..... 2, 4X, LAST AT MINNESOTA (1/16/22)
STL..... 1, 4X, LAST vs. WESTERN ILLINOIS (12/29/21)
BLK..... 1, 3X, LAST vs. ILLINOIS (12/6/21)
MIN..... 21 vs. ALABAMA STATE (11/18/21)

CAREER HIGHS

POINTS..... 21 vs. ALABAMA STATE (11/18/21)
FGM..... 7 vs. ALABAMA STATE (11/18/21)
FGA..... 15 vs. ALABAMA STATE (11/18/21)
3-PT FGM..... 5, 2X, LAST vs. WESTERN MICHIGAN (11/22/21)
3-PT FGA..... 12 vs. ALABAMA STATE (11/18/21)
FTM..... 2, 5X, LAST vs. SE LOUISIANA (12/21/21)
FTA..... 2, 5X, LAST vs. SE LOUISIANA (12/21/21)
REB..... 5 vs. WESTERN ILLINOIS (12/29/21)
AST..... 2, 4X, LAST AT MINNESOTA (1/16/22)
STL..... 1, 4X, LAST vs. WESTERN ILLINOIS (12/29/21)
BLK..... 1, 3X, LAST vs. ILLINOIS (12/6/21)
MIN..... 21 vs. ALABAMA STATE (11/18/21)

Opponent	Date	GS	MIN	Total		3-Pointers		Free throws		Rebounds				PF	A	TO	BLK	STL	PTS	AVG	
				FG-FGA	PCT	3FG-3FGA	PCT	FT-FTA	PCT	OFF	DEF	TOT	AVG								
Longwood	11/09/2021		15:46	3-10	.300	2-7	.286	0-0	.000	1	1	2	2.0	1	2	0	0	0	8	8.0	
Kansas City	11/12/2021		13:07	2-5	.400	0-3	.000	2-2	1.000	0	0	0	1.0	0	1	0	0	0	6	7.0	
N.C. Central	11/16/2021		08:41	0-1	.000	0-1	.000	0-0	.000	0	1	1	1.0	0	1	0	0	0	4	7.0	
Alabama St.	11/18/2021		20:45	7-15	.467	5-12	.417	2-2	1.000	1	1	2	1.3	2	2	0	0	0	21	8.8	
Western Mich.	11/22/2021		16:15	6-10	.600	5-7	.714	2-2	1.000	1	2	3	1.6	0	0	1	1	19	10.8		
Portland St.	11/26/2021		20:01	1-5	.200	0-4	.000	2-2	1.000	1	1	2	1.7	2	1	2	0	0	4	9.7	
at Virginia	11/29/2021		03:01	0-1	.000	0-1	.000	0-0	.000	0	0	0	1.4	0	0	0	0	0	0	8.3	
at Purdue	12/03/2021		07:19	0-2	.000	0-2	.000	1-2	.500	1	2	3	1.4	4	1	0	0	0	5	8.8	
Illinois	12/06/2021		10:14	2-3	.667	1-2	.500	0-0	.000	1	0	1	1.3	0	0	0	1	0	5	7.1	
at Iowa St.	12/09/2021		05:22	0-3	.000	0-2	.000	0-0	.000	0	0	0	1.2	0	0	1	0	0	0	6.4	
vs Utah St.	12/18/2021		07:44	0-3	.000	0-1	.000	0-0	.000	1	2	3	1.4	4	1	0	0	0	0	5.8	
Southeastern La.	12/21/2021		17:25	3-9	.333	2-7	.286	2-2	1.000	0	2	2	1.4	1	1	1	0	1	10	6.2	
Western Ill.	12/29/2021		16:30	5-7	.714	3-3	1.000	0-0	.000	4	1	5	1.7	1	0	0	0	1	13	6.7	
Maryland	01/03/2022		01:54	0-0	.000	0-0	.000	0-0	.000	0	0	0	1.6	0	0	0	0	0	0	6.2	
at Wisconsin	01/06/2022		06:52	0-2	.000	0-1	.000	0-0	.000	1	0	1	1.5	1	2	1	0	0	0	5.8	
Indiana	01/13/2022		01:08	0-0	.000	0-0	.000	0-0	.000	0	0	0	1.4	0	0	0	0	0	0	5.4	
at Minnesota	01/16/2022		08:32	1-2	.500	0-1	.000	0-0	.000	0	1	1	1.4	2	2	0	0	0	2	5.2	
at Rutgers	01/19/2022		03:08	0-1	.000	0-0	.000	0-0	.000	0	0	0	1.3	0	0	0	0	0	0	4.9	
Totals			0	183:44	30-79	.380	18-54	.333	11-12	.917	12	12	24	1.3	14	14	7	3	4	89	4.9

CAREER STATISTICS

YEAR	G/GS	FG-A	PCT	3-PT	PCT	FT-A	PCT	REB	AVG	PF-FO	AST	TO	BLK	STL	PTS	AVG
Fresh.	18/0	30-79	.380	18-54	.333	11-12	.917	24	1.3	14-0	14	7	3	4	89	4.9

GAME 19: IOWA vs PENN STATE



JOE TOUSSAINT

#2 • Guard
6-0 • 190 • Junior
Bronx, New York
Cardinal Hayes

SEASON HIGHS

POINTS..... 11 vs. ALABAMA STATE (11/18/21)
 FGM..... 4, 4x, LAST AT MINNESOTA (1/16/22)
 FGA..... 8, 2x, LAST AT MINNESOTA (1/16/22)
 3-PT FGM..... 2 vs. ALABAMA STATE (11/18/21)
 3-PT FGA..... 2, 4x, LAST AT MINNESOTA (1/16/22)
 FTM..... 3, 2x, LAST AT RUTGERS (1/19/22)
 FTA..... 4, 2x, LAST AT RUTGERS (1/19/22)
 REB..... 5 AT RUTGERS (1/19/22)
 AST..... 11 vs. ALABAMA STATE (11/18/21)
 STL..... 4 vs. LONGWOOD (11/9/21)
 BLK.....
 MIN..... 34 AT RUTGERS (1/19/22)

CAREER HIGHS

POINTS..... 18 vs. PENN STATE (1/4/20)
 FGM..... 7 AT NEBRASKA (1/7/20)
 FGA..... 18 AT NEBRASKA (1/7/20)
 3-PT FGM..... 2, 5x, LAST vs. ALABAMA STATE (11/18/21)
 3-PT FGA..... 5 AT NEBRASKA (1/7/20)
 FTM..... 9 vs. SAN DIEGO STATE (11/29/19)
 FTA..... 9 vs. SAN DIEGO STATE (11/29/19)
 REB..... 8 vs. CAL POLY (11/24/19)
 AST..... 11 vs. ALABAMA STATE (11/18/21)
 STL..... 6 AT MARYLAND (1/7/21)
 BLK..... 1, 3x, LAST vs. W. ILLINOIS (12/3/20)
 MIN..... 34, 2x, LAST AT RUTGERS (1/19/22)

Opponent	Date	GS	MIN	Total		3-Pointers		Free throws		Rebounds				PF	A	TO	BLK	STL	PTS	AVG	
				FG-FGA	PCT	3FG-3FGA	PCT	FT-FTA	PCT	OFF	DEF	TOT	AVG								
Longwood	11/09/2021	*	16:09	3-3	1.000	1-1	1.000	2-2	1.000	0	0	0	0.0	2	4	0	0	4	9	9.0	
Kansas City	11/12/2021	*	20:23	2-4	.500	0-1	.000	0-0	.000	0	1	1	0.5	0	6	2	0	2	4	6.5	
N.C. Central	11/16/2021	*	18:29	1-5	.200	0-1	.000	0-0	.000	1	1	2	1.0	1	2	0	0	0	2	5.0	
Alabama St.	11/18/2021	*	24:07	4-6	.667	2-2	1.000	1-1	1.000	2	1	3	1.5	0	11	2	0	2	11	6.5	
Western Mich.	11/22/2021	*	17:03	3-6	.500	0-0	.000	0-0	.000	0	1	1	1.4	2	4	1	0	3	6	6.4	
Portland St.	11/26/2021	*	13:12	1-4	.250	0-0	.000	0-0	.000	0	0	0	1.2	2	3	3	0	1	2	5.7	
at Virginia	11/29/2021	*	26:02	4-7	.571	0-1	.000	2-2	1.000	0	3	3	1.4	2	0	0	0	0	10	6.3	
at Purdue	12/03/2021	*	15:34	3-4	.750	1-1	1.000	0-0	.000	0	2	2	1.5	3	4	1	0	1	7	6.4	
Illinois	12/06/2021	*	15:58	1-7	.143	0-2	.000	0-0	.000	2	0	2	1.6	1	3	1	0	1	2	5.9	
at Iowa St.	12/09/2021	*	12:04	0-1	.000	0-0	.000	0-0	.000	0	1	1	1.5	1	0	1	0	0	0	5.3	
vs Utah St.	12/18/2021	*	18:28	2-2	1.000	0-0	.000	0-0	.000	1	0	1	1.5	2	2	3	0	0	4	5.2	
Southeastern La.	12/21/2021	*	16:40	1-1	1.000	0-0	.000	3-4	.750	1	3	4	1.7	3	5	2	0	3	5	5.2	
Western Ill.	12/29/2021	*	13:18	0-1	.000	0-0	.000	2-2	1.000	1	4	5	1.9	1	1	1	0	0	2	4.9	
Maryland	01/03/2022	*	25:25	4-8	.500	1-2	.500	0-0	.000	1	3	4	2.1	2	9	3	0	3	9	5.2	
at Wisconsin	01/06/2022	*	17:55	3-5	.600	0-1	.000	0-0	.000	0	0	0	1.9	1	4	2	0	0	6	5.3	
Indiana	01/13/2022	*	20:35	2-5	.400	1-1	1.000	0-0	.000	0	0	0	1.8	2	1	2	0	3	5	5.3	
at Minnesota	01/16/2022	*	26:16	4-8	.500	0-2	.000	0-1	.000	0	2	2	1.8	1	7	3	0	1	8	5.4	
at Rutgers	01/19/2022	*	34:21	2-3	.667	1-1	1.000	3-4	.750	1	4	5	2.0	1	5	3	0	3	8	5.6	
Totals			18	351:59	40-80	.500	7-16	.438	13-16	.813	10	26	36	2.0	27	71	30	0	27	100	5.6

CAREER STATISTICS

YEAR	G/GS	FG-A	PCT	3-PT	PCT	FT-A	PCT	REB	AVG	PF-FO	AST	TO	BLK	STL	PTS	AVG
Fresh.	31/20	68-180	.378	11-37	.297	54-65	.831	62	2.0	62-1	90	62	2	36	201	6.5
Soph.	31/0	42-99	.424	3-11	.273	28-45	.622	37	1.2	49-0	75	45	1	24	115	3.7
Junior	18/18	40-80	.500	7-16	.438	13-16	.813	36	2.0	27-0	71	30	0	27	100	5.6
TOTALS	80/38	150-359	.418	21-64	.328	95-126	.754	135	1.7	138-1	236	137	3	87	416	5.2



AHRON ULIS

#4 • Guard
6-3 • 195 • Sophomore
Chicago Heights, Ill.
Marion Catholic HS

SEASON HIGHS

POINTS..... 12 vs. N.C. CENTRAL (11/16/21)
 FGM..... 3, 2x, LAST vs. ILLINOIS (12/6/21)
 FGA..... 6, 2x, LAST vs. ILLINOIS (12/6/21)
 3-PT FGM..... 1, 3x, LAST vs. ILLINOIS (12/6/21)
 3-PT FGA..... 2, 2x, LAST vs. ILLINOIS (12/6/21)
 FTM..... 7 vs. N.C. CENTRAL (11/16/21)
 FTA..... 8 vs. N.C. CENTRAL (11/16/21)
 REB..... 4, 3x, LAST vs. INDIANA (1/13/22)
 AST..... 8 vs. WESTERN MICHIGAN (11/22/21)
 STL..... 3 vs. ILLINOIS (12/6/21)
 BLK.....
 MIN..... 24 vs. ILLINOIS (12/6/21)

CAREER HIGHS

POINTS..... 12 vs. N.C. CENTRAL (11/16/21)
 FGM..... 3 vs. LONGWOOD (11/9/21)
 FGA..... 6 AT PURDUE (12/3/21)
 3-PT FGM..... 1, 2x, LAST AT PURDUE (12/3/21)
 3-PT FGA..... 2 vs. ALABAMA STATE (11/18/21)
 FTM..... 7 vs. N.C. CENTRAL (11/16/21)
 FTA..... 8 vs. N.C. CENTRAL (11/16/21)
 REB..... 4, 3x, LAST vs. INDIANA (1/13/22)
 AST..... 8 vs. WESTERN MICHIGAN (11/22/21)
 STL..... 2 vs. ALABAMA STATE (11/18/21)
 BLK..... 1 vs. OREGON (3/22/21)
 MIN..... 24 vs. ILLINOIS (12/6/21)

Opponent	Date	GS	MIN	Total		3-Pointers		Free throws		Rebounds				PF	A	TO	BLK	STL	PTS	AVG	
				FG-FGA	PCT	3FG-3FGA	PCT	FT-FTA	PCT	OFF	DEF	TOT	AVG								
Longwood	11/09/2021		19:34	3-4	.750	0-0	.000	0-0	.000	2	2	4	4.0	3	5	1	0	0	6	6.0	
Kansas City	11/12/2021		13:00	2-2	1.000	0-0	.000	0-1	.000	0	0	0	2.0	0	1	0	0	1	4	5.0	
N.C. Central	11/16/2021		21:31	2-5	.400	1-1	1.000	7-8	.875	0	3	3	2.3	1	4	2	0	1	12	7.3	
Alabama St.	11/18/2021		15:53	0-3	.000	0-2	.000	0-1	.000	0	0	0	1.8	4	1	1	0	2	0	5.5	
Western Mich.	11/22/2021		18:53	1-4	.250	0-0	.000	0-0	.000	0	2	2	1.8	0	8	2	0	1	2	4.8	
Portland St.	11/26/2021		12:21	0-1	.000	0-0	.000	0-0	.000	0	2	2	1.8	1	0	2	0	0	0	4.0	
at Virginia	11/29/2021		12:48	1-2	.500	0-0	.000	0-0	.000	0	2	2	1.9	0	2	0	0	0	2	3.7	
at Purdue	12/03/2021		19:46	2-6	.333	1-1	1.000	2-2	1.000	2	1	3	2.0	4	1	0	0	0	7	4.1	
Illinois	12/06/2021		24:18	3-6	.500	1-2	.500	4-4	1.000	0	0	0	1.8	4	7	0	0	3	11	4.9	
at Iowa St.	12/09/2021		15:28	0-2	.000	0-0	.000	0-0	.000	0	2	2	1.8	1	4	2	0	1	0	4.4	
vs Utah St.	12/18/2021		19:23	1-4	.250	0-1	.000	2-2	1.000	1	3	4	2.0	0	4	2	0	2	4	4.4	
Southeastern La.	12/21/2021		12:59	2-3	.667	0-1	.000	0-0	.000	1	2	3	2.1	3	1	1	0	0	4	4.3	
Western Ill.	12/29/2021		19:26	1-3	.333	0-0	.000	5-5	1.000	0	3	3	2.2	3	5	2	0	1	7	4.5	
Maryland	01/03/2022		14:35	1-2	.500	0-0	.000	0-1	.000	1	1	2	2.1	0	1	0	0	0	2	4.4	
at Wisconsin	01/06/2022		14:44	1-2	.500	0-0	.000	0-0	.000	0	3	3	2.2	0	2	1	0	0	2	4.2	
Indiana	01/13/2022		18:17	0-4	.000	0-0	.000	4-4	1.000	2	2	4	2.3	1	2	2	0	0	4	4.2	
at Minnesota	01/16/2022		11:38	0-1	.000	0-0	.000	0-0	.000	1	1	2	2.3	2	3	0	0	0	0	3.9	
at Rutgers	01/19/2022		05:37	0-2	.000	0-0	.000	0-0	.000	0	0	0	2.2	1	0	1	0	0	0	3.7	
Totals			0	290:11	20-56	.357	3-8	.375	24-28	.857	10	29	39	2.2	28	51	19	0	12	67	3.7

CAREER STATISTICS

YEAR	G/GS	FG-A	PCT	3-PT	PCT	FT-A	PCT	REB	AVG	PF-FO	AST	TO	BLK	STL	PTS	AVG
Fresh.	17/0	5-15	.333	0-3	.000	18-20	.900	15	0.9	8-0	20	6	1	1	28	1.6
Soph.	18/0	20-56	.357	3-8	.375	24-28	.857	39	2.2	28-0	51	19	0	12	67	3.7
TOTALS	35/0	25-71	.352	3-11	.273	42-48	.875	54	1.5	36-0	71	25	1	13	95	2.7



GAME-BY-GAME RESULTS

Overall: 13-5 Big Ten: 3-4 Home: 10-1 Away: 2-4 Neutral: 1-0

Date	Opponent	Result	Attend.	Top Scorer	Top Rebounder
Nov. 9	Longwood	W, 106-73	9,259	Keegan Murray, 24	Murray/Murray/C. McCaffery, 7
Nov. 12	Kansas City	W, 89-57	11,133	Keegan Murray, 25	Filip Rebraca, 13
Nov. 16	N.C. Central	W, 86-69	9,132	Keegan Murray, 27	Keegan Murray, 21
Nov. 18	Alabama State	W, 108-82	9,957	Keegan Murray, 26	Rebraca/Kris Murray, 8
Nov. 22	Western Michigan	W, 109-61	10,044	Keegan Murray, 29	Kris Murray, 8
Nov. 26	Portland State	W, 85-51	11,756	Keegan Murray, 23	Rebraca/Keegan Murray, 9
^ Nov. 29	at Virginia	W, 75-74	13,542	Jordan Bohannon, 20	Keegan Murray, 9
* Dec. 3	at #2 Purdue	L, 70-77	14,804	Patrick McCaffery, 15	Rebraca/Ogundele, 5
* Dec. 6	Illinois	L, 83-87	12,072	Keegan Murray, 19	Filip Rebraca, 8
+ Dec. 9	at #17 Iowa State	L, 53-73	14,267	Jordan Bohannon, 17	Keegan Murray, 7
# Dec. 18	vs. Utah State	W, 94-75	3,250	Keegan Murray, 35	Keegan Murray, 7
Dec. 21	Southeastern Louisiana	W, 93-62	10,891	Keegan Murray, 20	Keegan Murray, 10
Dec. 29	Western Illinois	W, 92-71	15,056	Keegan Murray, 29	Keegan Murray, 10
* Jan. 3	Maryland	W, 80-75	10,327	Keegan Murray, 35	Rebraca/Keegan Murray, 8
* Jan. 6	at #23 Wisconsin	L, 78-87	15,212	Keegan Murray, 27	Patrick McCaffery, 7
* Jan. 13	Indiana	W, 83-74	11,246	Kris Murray, 29	Kris Murray, 11
* Jan. 16	at Minnesota	W, 81-71	10,925	Keegan Murray, 25	Filip Rebraca, 12
* Jan. 19	at Rutgers	L, 46-48	8,000	Keegan Murray, 13	Keegan Murray, 13

- ^ - Big Ten/ACC Challenge
- + - Iowa Corn Cy-Hawk Series
- # - Sioux Falls, South Dakota
- * - Big Ten Conference Game
- % - Big Ten Tournament -- Indianapolis



GAME-BY-GAME STATISTICS

Team	Score	FG-A	PCT	3-PT. FG	PCT	FT-FTA	PCT	REB	PF	AST	TO	BLK	STL
at Iowa	106	36-65	.554	15-33	.455	19-22	.864	43	20	24	8	8	6
Longwood	73	26-74	.351	9-32	.281	12-16	.750	38	22	17	12	0	5
at Iowa	89	34-65	.523	4-16	.250	17-22	.773	39	11	18	8	5	11
Kansas City	57	23-56	.411	7-22	.318	4-6	.667	27	22	12	17	2	4
at Iowa	86	23-61	.377	5-23	.217	35-41	.854	44	14	15	8	4	5
N.C. Central	69	28-59	.475	5-15	.333	8-12	.667	31	30	11	15	3	5
at Iowa	108	38-73	.521	20-44	.455	12-16	.750	44	14	28	10	2	7
Alabama State	82	29-59	.492	11-24	.458	13-19	.684	27	17	17	14	2	8
at Iowa	109	38-72	.528	12-26	.462	21-23	.913	37	9	20	7	6	15
Western Michigan	61	24-63	.381	6-26	.231	7-7	1.000	38	17	14	24	2	6
at Iowa	85	32-66	.485	6-19	.316	15-19	.789	43	12	15	13	4	11
Portland State	51	20-65	.308	4-27	.148	7-9	.778	39	17	10	23	2	8
Iowa	75	30-56	.536	10-21	.476	5-10	.500	30	10	12	4	3	2
at Virginia	74	30-57	.526	9-18	.500	5-9	.556	29	12	16	5	2	0
Iowa	70	25-62	.403	5-21	.238	15-22	.682	30	29	12	9	0	6
at #2 Purdue	77	21-50	.420	8-19	.421	27-37	.730	42	18	14	17	2	5
at Iowa	83	31-69	.449	8-22	.364	13-19	.684	23	21	16	4	5	9
Illinois	87	26-59	.441	11-25	.440	24-28	.857	52	19	16	18	0	4
Iowa	53	17-63	.270	5-27	.185	14-15	.933	32	18	10	12	6	7
at #17 Iowa State	73	27-62	.435	8-25	.320	11-17	.647	50	16	18	16	4	5
Iowa	94	35-64	.547	8-26	.308	16-21	.762	35	21	21	9	4	11
vs. Utah State	75	25-51	.490	8-23	.348	17-24	.708	23	19	18	14	1	4
at Iowa	93	32-68	.471	11-33	.333	18-25	.720	50	15	21	11	3	7
SE Louisiana	62	22-60	.367	8-22	.364	10-17	.588	32	19	15	15	2	4
at Iowa	92	34-63	.540	6-15	.400	18-20	.900	41	12	15	12	8	5
Western Illinois	71	30-72	.417	5-30	.167	6-6	1.000	31	16	4	9	0	6
at Iowa	80	30-61	.492	8-20	.400	12-19	.632	34	15	17	7	4	6
Maryland	75	28-61	.459	9-25	.360	10-17	.588	38	20	11	9	1	6
Iowa	78	30-61	.492	7-20	.350	11-19	.579	26	22	19	8	7	4
at #23 Wisconsin	87	33-66	.500	5-17	.294	16-23	.696	43	20	15	8	1	6
at Iowa	83	28-63	.444	6-18	.333	21-25	.840	35	22	9	12	7	15
Indiana	74	27-53	.509	7-22	.318	13-21	.619	31	21	17	23	5	4
Iowa	81	33-68	.485	5-22	.227	10-16	.625	40	14	18	8	5	10
at Minnesota	71	28-55	.509	6-16	.375	9-14	.643	31	18	12	14	2	5
Iowa	46	17-61	.279	6-27	.222	6-11	.545	38	16	8	10	5	8
at Rutgers	48	18-58	.310	2-13	.154	10-13	.769	49	15	13	15	10	7





SEASON & CAREER BESTS/THE LAST TIME...

Season Bests

Player	Points	3-Pointers	Rebounds	Assists	Blocks	Steals
Austin Ash	8, Portland St	2, Portland St	2, twice	2, twice	---	---
Jordan Bohannon	20, Virginia	6, twice	3, Minnesota	3, five times	---	3, twice
Carter Kingsbury	---	---	---	---	---	---
Luc Laketa	3, twice	1, twice	1, Portland St	1, SE Louisiana	---	1, W. Michigan
Connor McCaffery	5, twice	1, four times	8, SE Louisiana	7, Portland St	---	2, Portland St
Patrick McCaffery	16, SE Louisiana	2, SE Louisiana	7, Wisconsin	4, Longwood	2, W. Illinois	3, Indiana
Riley Mulvey	8, W. Michigan	---	5, Alabama St	1, twice	1, W. Illinois	1, Kansas City
Keegan Murray	35, twice	5, Maryland	21, N.C. Central	4, Alabama St	5, Longwood	3, four times
Kris Murray	29, Indiana	3, twice	11, Indiana	2, five times	3, Indiana	3, Indiana
Josh Ogundele	7, Purdue	---	5, Purdue	---	2, Illinois	2, Portland St
Tony Perkins	16, Illinois	2, twice	5, Longwood	4, Utah State	1, twice	3, twice
Filip Rebraca	13, Maryland	1, Alabama St	13, Kansas City	2, twice	2, four times	3, Minnesota
Payton Sandfort	21, Alabama St	5, twice	5, W. Illinois	2, three times	1, three times	1, three times
Joe Toussaint	11, Alabama St	2, Alabama St	5, twice	11, Alabama St	---	4, Longwood
Ahron Ulis	12, N.C. Central	1, three times	4, three times	8, W. Michigan	---	3, Illinois

Career Bests

Player	Points	3-Pointers	Rebounds	Assists	Blocks	Steals
Austin Ash	9, Savannah St., '18	3, Savannah St., '18	2, five times	2, three times	---	2, Indiana
Jordan Bohannon	30, UAB, '17	8, twice	7, twice	14, Minnesota, '21	1, Nebraska '17	6, Pitt, '18
Carter Kingsbury	---	---	---	---	---	---
Luc Laketa	3, twice	1, twice	1, Portland St, '21	1, SE Louisiana	---	1, W. Michigan
Connor McCaffery	19, UConn, '18	3, twice	13, Michigan, '20	10, Maryland, '21	1, seven times	3, six times
Patrick McCaffery	19, Nebraska, '21	3, Nebraska, '21	7, Wisconsin, '22	4, Longwood, '21	2, three times	3, Indiana
Riley Mulvey	8, W. Michigan, '21	---	5, Alabama St, '21	1, twice	1, W. Illinois, '21	1, Kansas City, '21
Keegan Murray	35, twice	5, Maryland, '21	21, N.C. Central, '21	4, Alabama St, '21	5, Longwood, '21	3, five times
Kris Murray	29, Indiana, '22	3, twice	11, Indiana, '22	2, five times	3, Indiana, '22	3, Indiana, '22
Josh Ogundele	7, Purdue, '21	---	5, Purdue, '21	---	2, Illinois '21	2, Portland St, '21
Tony Perkins	16, Illinois, '21	2, twice	7, N. Illinois, '20	4, Utah State, '21	1, three times	3, twice
Filip Rebraca	26, South Dakota, '20	2, eight times	16, Denver, '20	5, twice	8, Milwaukee, '19	4, Oral Roberts, '19
Payton Sandfort	21, Alabama St, '21	5, twice	5, W. Illinois	2, three times	1, three times	1, three times
Joe Toussaint	18, Penn State, '20	2, four times	8, Cal Poly, '19	11, Alabama St, '21	1, W. Illinois, '20	6, Maryland, '21
Ahron Ulis	12, N.C. Central, '21	1, three times	4, three times	8, W. Michigan, '21	1, Oregon	3, Illinois, '21

The Last Time a Player . . .

Had 30 or more points

Iowa -- 35, Keegan Murray vs. Maryland, 1/3/22
Opponent -- 30, Marcus Carr, Minnesota, 12/25/20

Made at least 90% of his FGA (10 att.)

Iowa -- .928 (13-14), Luka Garza vs. Iowa State, 12/11/20
Opponent -- .900 (9-10), Mike Watkins, Penn State, 2/3/18

Made 100% of his FTA (10 att.)

Iowa -- 1.000 (10-10), Jordan Bohannon vs. Nebraska 1/6/19
Opponent -- 1.000 (12-12), Bonzie Colson, Notre Dame, 11/29/16

Had 15 or more rebounds

Iowa -- 21, Keegan Murray vs. N.C. Central, 11/16/21
Opponent -- 18, Kofi Cockburn, Illinois, 12/6/21

Had 10 or more assists

Iowa -- 11, Joe Toussaint vs. Alabama State, 11/18/21
Opponent -- 10, Cam Mack, Nebraska, 1/7/20

Had 5 or more blocks

Iowa -- 5, Keegan Murray vs. Longwood, 11/9/21
Opponent -- 5, Trayce Jackson-Davis, Indiana, 1/13/22

Had 5 or more steals

Iowa -- 6, Joe Toussaint at Maryland, 1/7/21
Opponent -- 5, Chris McNeal, Cincinnati, 12/21/19

The Last Time a Team . . .

Scored 100 or more points

Iowa -- 109 vs. Western Michigan, 11/22/21
Opponent -- 102 by Minnesota, 12/25/20

Scored 40 or fewer points

Iowa -- 40 at Wisconsin, 3/3/10
Opponent -- 39 by UNC Wilmington, 11/8/13

Won an overtime game

Iowa -- 76-70 (OT) at Indiana, 2/22/19
Opponent -- 102-95 (OT) by Minnesota, 12/25/20

Made at least 60% of its FGA (20 att.)

Iowa -- .600 (39-65) vs. Kennesaw State, 12/29/19
Opponent -- .631 (41-65) by Purdue, 2/5/20

Made at least 50% of its 3-pt. FGA (8 att.)

Iowa -- .632 (12-19) at Wisconsin, 2/18/21
Opponent -- .500 (9-18) by Virginia, 11/29/21

Made at least 90% of its FTA (10 att.)

Iowa -- .900 (18-20) vs. Western Illinois, 12/29/21
Opponent -- .947 (18-19) by San Diego State, 11/29/19





SEASON HIGHS & LOWS/SPECIALITY STATS

CATEGORY		IOWA		OPPONENTS	
<u>Points</u>	High	109	Western Michigan	87	Illinois/Wisconsin
	Low	46	Rutgers	48	Rutgers
<u>FG Made</u>	High	38	Alabama St/WMU	33	Wisconsin
	Low	17	Iowa State/Rutgers	18	Rutgers
<u>FG Att.</u>	High	73	Alabama State	74	Longwood
	Low	56	Virginia	50	Purdue
<u>FG%</u>	High	.554	Longwood	.526	Virginia
	Low	.270	N.C. Central	.308	Portland State
<u>3-FG Made</u>	High	20	Alabama State	11	Alabama State/Illinois
	Low	4	Kansas City	2	Rutgers
<u>3-FG Att.</u>	High	44	Alabama State	32	Longwood
	Low	16	Kansas City	13	Rutgers
<u>3-FG%</u>	High	.476	Virginia	.500	Virginia
	Low	.185	N.C. Central	.148	Portland State
<u>FTM</u>	High	35	N.C. Central	27	Purdue
	Low	5	Virginia	4	Kansas City
<u>FTA</u>	High	41	N.C. Central	37	Purdue
	Low	10	Virginia	6	Kansas City
<u>FT% (min. 10)</u>	High	.933	Iowa State	.857	Illinois
	Low	.500	Virginia	.588	SE Louisiana/Maryland
<u>Off. Reb.</u>	High	18	N.C. Central/Alabama St	21	Iowa State
	Low	6	Purdue/Wisconsin	2	Utah State
<u>Def. Reb.</u>	High	37	SE Louisiana	38	Rutgers
	Low	14	Illinois	19	Western Illinois/Indiana
<u>Total Reb.</u>	High	50	SE Louisiana	52	Illinois
	Low	23	Illinois	23	Utah State
<u>Assists</u>	High	28	Alabama State	18	Iowa State/Utah State
	Low	8	Rutgers	4	Western Illinois
<u>Steals</u>	High	15	Western Michigan/Indiana	8	Alabama St/Portland St
	Low	2	Virginia	0	Virginia
<u>Blocks</u>	High	8	Longwood/Western Illinois	10	Rutgers
	Low	0	Purdue	0	Illinois/Western Illinois
<u>Turnovers</u>	High	12	ISU/Western Illinois/Indiana	24	Western Michigan
	Low	4	Virginia/Illinois	5	Virginia
<u>Fouls</u>	High	29	Purdue	30	N.C. Central
	Low	9	Western Michigan	12	Virginia

GAME-BY-GAME SPECIALTY STATS

Date	Opponent	Pts. Off	Pts. in	2nd	Bench
		TO's	Paint	Chance	Points
11/9	Longwood	17	36	17	42
11/12	Kansas City	25	58	11	28
11/16	N.C. Central	16	34	15	27
11/18	Alabama State	18	30	23	51
11/22	Western Michigan	36	50	14	63
11/26	Portland State	23	46	17	36
11/29	Virginia	5	30	13	12
12/3	at #2 Purdue	20	34	4	29
12/6	Illinois	26	42	11	43
12/9	at #17 Iowa State	11	20	10	13
12/18	vs. Utah State	18	48	6	25
12/21	SE Louisiana	19	42	14	34
12/29	Western Illinois	9	54	12	32
1/3	Maryland	14	40	17	10
1/6	at #23 Wisconsin	8	38	14	21
1/13	Indiana	34	42	16	46
1/16	at Minnesota	12	52	17	12
1/19	Rutgers	6	22	8	0
AVG.		17.6	49.9	13.3	29.1

IOWA AND OPPONENT INDIVIDUAL HIGH PERFORMANCES

CATEGORY	IOWA	OPPONENTS
<u>Points</u>	35	Keegan Murray (Utah State/Maryland) 29
<u>Field Goals Made</u>	14 (14-21)	Keegan Murray (Maryland) 11 (11-14)
<u>Field Goals Attempted</u>	21 (14-21)	Keegan Murray (Maryland) 18 (10-18)
<u>Field Goal Percentage (min. 5 made)</u>	.800 (8-10)	Keegan Murray (Longwood) .889 (8-9)
<u>3-Point Field Goals Made</u>	6 (6-8/6-9)	Jordan Bohannon (Longwood/Virginia) 5 (5-12/5-9)
<u>3-Point Field Goals Attempted</u>	10 (2-10)	Jordan Bohannon (Rutgers) 12 (5-12)
<u>3-Point Field Goals Pct. (min. 5 made)</u>	.833 (5-6)	Keegan Murray (Maryland) .556 (5-9)
<u>Free Throws Made</u>	9 (9-10)	Keegan Murray (N.C. Central) 6 (6-6)
<u>Free Throws Attempted</u>	10 (9-10)	Keegan Murray (N.C. Central) 10 (6-10)
<u>Free Throw Pct. (min. 7 made)</u>	.900 (9-10)	Keegan Murray (N.C. Central) ---
<u>Offensive Rebounds</u>	9	Keegan Murray (N.C. Central) 11
<u>Defensive Rebounds</u>	12	Keegan Murray (N.C. Central) 17
<u>Total Rebounds</u>	21	Keegan Murray (N.C. Central) 18
<u>Assists</u>	11	Joe Toussaint (Alabama State) 7
<u>Steals</u>	4	Joe Toussaint (Longwood) 2
<u>Blocks</u>	5	Keegan Murray (Longwood) 5
<u>Turnovers</u>	3	8 times 6





2021-22 IOWA RECORD WHEN...

When playing at home:	10-1	When leading at the half:	11-1	When wearing White:	9-0
When playing on the road:	2-4	When trailing at the half:	2-4	When wearing Black:	2-4
When playing on a neutral court:	1-0	When tied at the half:	0-0	When wearing Gold:	2-0
				When wearing Gray:	0-1
When Iowa scores 100 points or more:	3-0	Iowa field goal percentage at home:	356-726	.490	
When Iowa scores 90-99 points:	3-0	Iowa field goal percentage on road:	187-435	.430	
When Iowa scores 80-89 points:	6-1	Iowa 3-point percentage at home:	101-270	.374	
When Iowa scores 70-79 points:	1-2	Iowa 3-point percentage on road:	46-154	.299	
When Iowa scores under 70 points:	0-2	Iowa free throw percentage at home:	201-251	.801	
		Iowa free throw percentage on road:	77-114	.675	
When opponent scores 100 points or more:	0-0	On Sunday:	1-0		
When opponent scores 90-99 points:	0-0	On Monday:	3-1		
When opponent scores 80-89 points:	1-2	On Tuesday:	3-0		
When opponent scores 70-79 points:	7-2	On Wednesday:	1-1		
When opponent scores 60-69 points:	3-0	On Thursday:	2-2		
When opponent scores fewer than 60 points:	2-1	On Friday:	2-1		
		On Saturday:	1-0		
When Iowa shoots at least 50% from the field:	7-0	On BTN:	8-2		
When Iowa shoots less than 50% from the field:	6-5	On CBS:	0-0		
When opponent shoots at least 50% from the field:	3-1	On ESPN:	0-0		
When opponent shoots less than 50% from the field:	10-4	On ESPN2:	1-1		
When Iowa has higher FG% than opponent:	10-1	On ESPNU:	0-0		
When opponent has higher FG%:	3-4	On B1G+:	3-0		
When FG% is equal:	0-0	On FS1:	1-2		
		On CBS SN:	0-0		
When Iowa outrebounds opponent:	11-0	On NBC SN:	0-0		
When opponent has more rebounds:	2-5	On FOX:	0-0		
When rebounds are equal:	0-0	On TBS:	0-0		
When Iowa shoots at least 80% from the line:	6-1	Most Points, First Half:	63 vs. Alabama State		
When Iowa shoots less than 80% from the line:	8-4	Fewest Points, First Half:	26 at Purdue/Iowa State		
When opponent shoots at least 80% from the line:	3-1	Most Points Allowed, First Half:	48 vs. Indiana		
When opponent shoots less than 80% from the line:	11-4	Fewest Points Allowed, First Half:	20 vs. WMU/Portland St		
When Iowa shoots more free throws than opponent:	11-0	Most Points, Second Half:	60 vs. Western Michigan		
When opponent shoots more free throws:	2-5	Fewest Points, Second Half:	19 at Rutgers		
When free throws attempts are equal:	0-0	Most Points Allowed, Second Half:	48 vs. Illinois		
When Iowa has higher FT% than opponent:	9-1	Fewest Points Allowed, Second Half:	24 at Rutgers		
When opponent has higher FT%:	4-4	Largest Halftime Advantage:	29 vs. Western Michigan		
When FT% is equal:	0-0	Largest Halftime Deficit:	13 at Purdue/Wisconsin		
When Iowa shoots at least 50% from 3-point range:	0-0				
When Iowa shoots less than 50% from 3-point range:	13-5				
When opponent shoots at least 50% from 3-point range:	1-0				
When opponent shoots less than 50% from 3-point range:	12-5				
When Iowa has a higher 3-point FG% than opponent:	6-2				
When opponent has a higher 3-point FG%:	7-3				
When 3-point FG% is equal:	0-0				
When Iowa has more assists than opponent:	11-1				
When opponent has more assists:	2-3				
When assists are equal:	0-1				
When Iowa has fewer turnovers than opponent:	12-4				
When opponent has fewer turnovers:	1-0				
When turnovers are equal:	0-1				
When Iowa has more steals than opponent:	9-4				
When opponent has more steals:	2-1				
When steals are equal:	2-0				



IOWA SUPERLATIVES UNDER McCAFFERY

TEAM

Most Points Scored

- 116 -- Savannah State (11/13/16)
- 111 -- SIU Edwardsville (11/26/10)
- 110 -- Savannah State (12/22/18)
- 109 -- Western Michigan (11/22/21)**
- 109 -- Md. Eastern Shore (11/14/13)
- 108 -- Alabama State (11/18/21)**
- 106 -- Longwood (11/9/21)**
- 106 -- Northern Illinois (12/13/20)

Fewest Points Allowed

- 36 -- Howard (11/15/12)
- 39 -- UNC Wilmington (11/8/13)
- 39 -- Northern Iowa (12/7/10)
- 40 -- Louisiana Monroe (11/16/10)
- 41 -- Abilene Christian (11/17/13)

Field Goals Made

- 42 -- Savannah State (11/13/16)
- 42 -- Central Arkansas (12/19/11)
- 41 -- Northern Illinois (12/13/20)
- 40 -- Coppin State (11/15/15)
- 39 -- Savannah State (12/22/18)
- 39 -- Kennesaw State (12/29/19)

Field Goals Attempted

- 87 -- Savannah State (11/13/16)
- 79 -- Oregon (3/18/12)
- 78 -- Minnesota (12/25/20)
- 77 -- Nebraska (1/7/20)
- 77 -- Nebraska (1/5/17)
- 76 -- North Carolina (12/8/20)
- 76 -- Central Arkansas (12/19/11)
- 76 -- South Dakota (12/4/12)

Field Goal Percentage (20 Made)

- .680 -- Illinois (1/20/19)
- .643 -- Maryland (2/8/15)
- .630 -- Indiana (1/29/12)
- .627 -- Michigan (2/5/15)
- .623 -- Abilene Christian (11/17/13)
- .617 -- Arkansas-Pine Bluff (12/22/13)

3-Point Field Goals Made

- 20 -- Alabama State (11/18/21) ***
- 19 -- Savannah State (12/22/18)
- 18 -- Savannah State (11/13/16)
- 17 -- North Carolina (12/8/20)
- 16 -- Nebraska (3/4/21)
- 16 -- Maryland (2/25/17)
- 16 -- TCU (3/19/17)

3-Point Field Goals Attempted

- 44 -- Alabama State (11/18/21) ***
- 43 -- Nebraska (3/4/21)
- 43 -- Savannah State (11/13/16)
- 42 -- Savannah State (12/22/18)
- 40 -- North Carolina (12/8/20)
- 36 -- Iowa State (12/7/17)

3-Point FG Percentage (10 Made)

- .714 (15-21) Illinois (1/20/19)
- .632 (12-19) Wisconsin (2/18/21)
- .619 (13-21) Northern Illinois (11/17/11)
- .615 (16-26) Maryland (2/25/17)
- .611 (11-18) Rutgers (1/31/17)

Free Throws Made

- 39 -- Indiana (2/21/17)
- 38 -- Omaha (11/10/13)
- 35 -- NC Central (11/16/21)**
- 34 -- Green Bay (11/11/18)
- 34 -- Illinois (2/28/18)
- 33 -- Illinois (1/11/18)

Free Throws Attempted

- 49 -- Omaha (11/10/13)
- 47 -- Indiana (2/21/17)
- 45 -- Green Bay (11/11/18)
- 43 -- UM Eastern Shore (11/14/13)
- 43 -- Michigan State (1/28/14)
- 41 -- NC Central (11/16/21)**
- 41 -- Illinois (2/28/18)

Free Throw Percentage (10 Made)

- 1.000 (15-15) Illinois (3/8/20)
- 1.000 (15-15) Virginia (3/27/13)
- 1.000 (13-13) Purdue (12/28/16)
- .933 (14-15) Iowa State (12/9/21)**
- .929 (26-28) North Florida (12/22/14)
- .926 (25-27) Penn State (2/28/15)
- .923 (12-13) Iowa State (12/12/14)

Most Rebounds

- 57 -- Western Illinois (12/3/20)
- 57 -- Md. Eastern Shore (11/14/13)
- 56 -- UNC Wilmington (11/8/13)
- 56 -- Brown (12/3/11)
- 56 -- SC State (12/19/12)
- 55 -- Minnesota (12/25/20)

Most Assists

- 34 -- Northern Illinois (12/29/17)
- 33 -- Savannah State (11/13/16)
- 32 -- Central Arkansas (12/19/11)
- 31 -- Coppin State (11/15/15)
- 30 -- Savannah State (12/22/18)

Most Steals

- 19 -- SIU Edwardsville (11/26/10)
- 16 -- UMBC (12/6/14)
- 15 -- Indiana (1/13/22)**
- 15 -- Western Michigan (11/22/21)**
- 15 -- Rutgers (1/31/17)
- 14 -- Kennesaw State (12/29/19)
- 14 -- Maryland (1/19/17)
- 14 -- Marquette (11/19/15)
- 14 -- Penn (11/22/13)
- 14 -- Idaho St (12/4/10)
- 14 -- Chicago St (11/11/11)

Most Blocked Shots

- 14 -- Drake (12/19/15) *
- 13 -- Illinois (3/5/13)
- 12 -- UNC Wilmington (11/8/13)
- 12 -- Northern Illinois (11/26/14)
- 11 -- Michigan State (12/29/15)
- 10 -- Penn State (2/15/14)
- 10 -- UT-Pan American (11/9/12)

Fewest Turnovers

- 3 -- Temple (3/18/16)
- 3 -- Drake (12/19/15)
- 4 -- Illinois (12/6/21)**
- 4 -- Virginia (11/29/21)**
- 4 -- Michigan (1/17/16)
- 4 -- Northwestern (2/15/15)

* -- denotes school record

INDIVIDUAL

Most Points:

- 44 -- Luka Garza at Michigan (12/6/19)
- 42 -- Peter Jok vs. Memphis (11/26/16)
- 41 -- Luka Garza vs. Southern (11/27/20)
- 38 -- Luka Garza at Indiana (2/13/20)
- 36 -- Luka Garza vs. Oregon (3/22/21)
- 35 -- Keegan Murray vs. Maryland (1/3/22)**
- 35 -- Keegan Murray vs. Utah State (12/18/21)**
- 35 -- Luka Garza vs. Western Illinois (12/3/20)
- 35 -- Peter Jok vs. Indiana (2/21/17)

Field Goals Made

- 17 -- Luka Garza at Michigan (12/6/19)
- 14 -- Keegan Murray vs. Maryland (1/3/22)**
- 14 -- Luka Garza vs. Oregon (3/22/21)
- 14 -- Luka Garza vs. Southern (11/27/20)
- 14 -- Luka Garza at Indiana (2/13/20)
- 13 -- Keegan Murray vs. W. Illinois (12/29/21)**
- 13 -- Keegan Murray vs. Utah State (12/18/21)**
- 13 -- Luka Garza vs. Minnesota (1/10/21)
- 13 -- Luka Garza vs. Iowa State (12/11/20)
- 13 -- Luka Garza vs. Western Illinois (12/3/20)
- 13 -- Luka Garza vs. Penn State (1/4/20)

Field Goals Attempted

- 32 -- Luka Garza at Michigan (12/6/19)
- 28 -- Luka Garza vs. Penn State (2/29/20)
- 27 -- Luka Garza at Minnesota (12/25/20)
- 24 -- Devyn Marble vs. Wisconsin (1/5/14)
- 24 -- Peter Jok vs. Nebraska (1/5/17)

3-Point FG Made

- 8 -- Jordan Bohannon vs. Nebraska (3/4/21)
- 8 -- Peter Jok vs. Memphis (11/26/16)
- 8 -- Jordan Bohannon vs. Maryland (2/25/17)
- 7 -- Jordan Bohannon vs. N. Carolina (12/8/20)
- 7 -- Jordan Bohannon vs. N'western (2/25/18)
- 7 -- Jordan Bohannon vs Notre Dame (11/29/16)
- 7 -- Jordan Bohannon vs TCU (3/19/17)
- 7 -- Devyn Marble vs Oregon (3/18/12)
- 7 -- Matt Gatens vs Wisconsin (2/23/12)
- 7 -- Matt Gatens vs Indiana (2/19/12)

3-Point Field Goals Attempted

- 16 -- Jordan Bohannon vs. N. Carolina (12/8/20)
- 15 -- Jordan Bohannon at Notre Dame (12/3/16)
- 14 -- Jordan Bohannon at Syracuse (12/3/19)
- 14 -- Jordan Bohannon vs. Savannah St. (12/22/18)
- 14 -- Jordan Bohannon vs. N'western (2/25/18)
- 12 -- Payton Sandfort vs. Alabama St (11/18/21)**
- 12 -- Jordan Bohannon vs. Nebraska (3/4/21)
- 12 -- Jordan Bohannon at Illinois (1/11/18)
- 12 -- Jordan Bohannon vs. Omaha (12/3/16)

Free Throws Made

- 22 -- Peter Jok vs. Indiana (2/21/17) *
- 14 -- Roy Devyn Marble vs. UNI (12/15/12)
- 14 -- Aaron White vs. Texas (11/20/14)
- 13 -- Tyler Cook vs. UAB (11/22/17)
- 13 -- Aaron White vs. Wisconsin (1/19/13)

Most Rebounds:

- 21 -- Keegan Murray vs. NC Central (11/16/21)**
- 18 -- Luka Garza vs. Wisconsin (1/27/20)
- 18 -- Luka Garza at Nebraska (1/7/20)
- 18 -- Adam Woodbury vs. Wisconsin (2/24/16)
- 17 -- Luka Garza at Minnesota (12/25/20)
- 17 -- Aaron White vs. Iowa State (12/13/13)

Most Assists

- 13 -- Jordan Bohannon vs. TCU (3/19/17)
- 12 -- Mike Gesell vs. Minnesota (2/14/16)
- 12 -- Mike Gesell vs. Coppin State (11/15/15)
- 11 -- Joe Toussaint vs. Alabama St (11/18/21)**
- 11 -- Jordan Bohannon vs. Wisconsin (1/23/18)
- 11 -- Jordan Bohannon vs. South Dakota (3/15/17)
- 11 -- Mike Gesell vs. Michigan (3/5/16)
- 11 -- Devyn Marble vs. Wisconsin (2/22/14)
- 11 -- Bryce Cartwright vs. Dayton (3/13/12)
- 10 -- Connor McCaffery at Maryland (1/7/21)
- 10 -- Jordan Bohannon vs. Minnesota (12/9/19)
- 10 -- Jordan Bohannon vs. Minnesota (1/30/18)
- 10 -- Jordan Bohannon vs. Ohio State (1/4/18)
- 10 -- Jordan Bohannon vs. Indiana (3/9/17)
- 10 -- Mike Gesell vs. Nebraska (1/5/16)
- 10 -- Mike Gesell vs. Tenn. Tech (12/22/15)

Most Steals

- 7 -- Eric May vs. SIUE (11/26/10)
- 6 -- Joe Toussaint at Maryland (1/7/21)
- 6 -- Jordan Bohannon vs. Pitt (11/27/18)
- 6 -- Roy Devyn Marble vs. Penn (11/22/13)
- 6 -- Eric May at Wake Forest (11/30/10)
- 5 -- Joe Toussaint vs. Kennesaw St (12/29/19)
- 5 -- Nicholas Baer vs. Drake (12/16/17)
- 5 -- Isaiah Moss vs. Indiana (3/9/17)
- 5 -- Jarryd Cole at Mich St (3/2/11)
- 5 -- Matt Gatens vs. Idaho St (12/4/10)
- 5 -- Aaron White vs. North Florida (12/22/14)
- 5 -- Mike Gesell at Penn State (2/28/15)

Most Blocks

- 7 -- Melsahn Basabe vs. Iowa St (12/10/10)
- 7 -- Gabriel Olaseni vs. Illinois (3/5/13)
- 6 -- Nicholas Baer at Nebraska (1/5/17)
- 6 -- Jarrod Uthoff vs. Minnesota (2/14/16)
- 6 -- Jarrod Uthoff vs. Michigan State (12/19/15)
- 6 -- Nicholas Baer vs. Drake (12/12/15)
- 6 -- Melsahn Basabe vs. Ohio St (1/4/11)



Game 5 - Iowa 109, Western Michigan 61

Official Box Score
Western Mich. vs Iowa
Game Totals -- Final Statistics
November 22, 2021 at Carver-Hawkeye Arena - Iowa City



Western Mich. 61. Table with columns: No., Player, S, Pts, FG, 3FG, FT, OR, DR, TR, PF, A, TO, Blk, Stl, Min, +/-.

Shooting By Period. Table with columns: Period, FG, FG%, 3FG, 3FG%, FT, FT%, Deadball Rebounds, Biggest Run, Largest lead, Technical Fouls.

Iowa 109

Iowa 109. Table with columns: No., Player, S, Pts, FG, 3FG, FT, OR, DR, TR, PF, A, TO, Blk, Stl, Min, +/-.

Shooting By Period. Table with columns: Period, FG, FG%, 3FG, 3FG%, FT, FT%, Deadball Rebounds, Biggest Run, Largest lead, Technical Fouls.

Game Notes. Score, 1st, 2nd, TOT, Points, WMU, IJ, In the Paint, Off Turns, 2nd Chance, Fast Break, Bench, Per Poss.

Game 6 - Iowa 85, Portland State 51

Official Box Score
Portland St. vs Iowa
Game Totals -- Final Statistics
November 26, 2021 at Carver-Hawkeye Arena - Iowa City



Portland St. 51. Table with columns: No., Player, S, Pts, FG, 3FG, FT, OR, DR, TR, PF, A, TO, Blk, Stl, Min, +/-.

Shooting By Period. Table with columns: Period, FG, FG%, 3FG, 3FG%, FT, FT%, Deadball Rebounds, Biggest Run, Largest lead, Technical Fouls.

Iowa 85

Iowa 85. Table with columns: No., Player, S, Pts, FG, 3FG, FT, OR, DR, TR, PF, A, TO, Blk, Stl, Min, +/-.

Shooting By Period. Table with columns: Period, FG, FG%, 3FG, 3FG%, FT, FT%, Deadball Rebounds, Biggest Run, Largest lead, Technical Fouls.

Game Notes. Score, 1st, 2nd, TOT, Points, PSU, IJ, In the Paint, Off Turns, 2nd Chance, Fast Break, Bench, Per Poss.

Game 7 - Iowa 75, Virginia 74

Official Box Score
Iowa vs Virginia
Game Totals -- Final Statistics
November 29, 2021 at John Paul Jones Arena - Charlottesville



Iowa 75. Table with columns: No., Player, S, Pts, FG, 3FG, FT, OR, DR, TR, PF, A, TO, Blk, Stl, Min, +/-.

Shooting By Period. Table with columns: Period, FG, FG%, 3FG, 3FG%, FT, FT%, Deadball Rebounds, Biggest Run, Largest lead, Technical Fouls.

Virginia 74

Virginia 74. Table with columns: No., Player, S, Pts, FG, 3FG, FT, OR, DR, TR, PF, A, TO, Blk, Stl, Min, +/-.

Shooting By Period. Table with columns: Period, FG, FG%, 3FG, 3FG%, FT, FT%, Deadball Rebounds, Biggest Run, Largest lead, Technical Fouls.

Game Notes. Score, 1st, 2nd, TOT, Points, IWA, UVA, In the Paint, Off Turns, 2nd Chance, Fast Break, Bench, Per Poss.

Game 8 - #2 Purdue 77, Iowa 70

Official Box Score
Iowa vs Purdue
Game Totals at 04:11 (2nd Period)
December 03, 2021 at Mackey Arena (Keady Court) - West Lafayette



Iowa 70. Table with columns: No., Player, S, Pts, FG, 3FG, FT, OR, DR, TR, PF, A, TO, Blk, Stl, Min, +/-.

Shooting By Period. Table with columns: Period, FG, FG%, 3FG, 3FG%, FT, FT%, Deadball Rebounds, Biggest Run, Largest lead, Technical Fouls.

Purdue 77

Purdue 77. Table with columns: No., Player, S, Pts, FG, 3FG, FT, OR, DR, TR, PF, A, TO, Blk, Stl, Min, +/-.

Shooting By Period. Table with columns: Period, FG, FG%, 3FG, 3FG%, FT, FT%, Deadball Rebounds, Biggest Run, Largest lead, Technical Fouls.

Game Notes. Score, 1st, 2nd, TOT, Points, IOW, PUR, In the Paint, Off Turns, 2nd Chance, Fast Break, Bench, Per Poss.

Game 13 - Iowa 92, Western Illinois 71

Official Box Score Western Ill. vs Iowa Game Totals -- Final Statistics December 29, 2021 at Carver-Hawkeye Arena - Iowa City



Western Ill. 71. Player stats table including columns for No., Player, S, Pts, FG, 3FG, FT, OR, DR, TR, PF, A, TO, Blk, Stl, Min, +/-.

Shooting By Period table with columns for Period, FG, FG%, 3FG, 3FG%, FT, FT%, and Deadball Rebounds.

Iowa 92. Player stats table including columns for No., Player, S, Pts, FG, 3FG, FT, OR, DR, TR, PF, A, TO, Blk, Stl, Min, +/-.

Shooting By Period table with columns for Period, FG, FG%, 3FG, 3FG%, FT, FT%, and Deadball Rebounds.

Game Notes, Officials, Start Time, End Time, Attendance, Score, 1st, 2nd, TOT, Points, WIU, UI, In the Paint, Off Turns, 2nd Chance, Fast Break, Bench, Per Poss.

Game 14 - Iowa 80, Maryland 75

Official Box Score Maryland vs Iowa Game Totals -- Final Statistics January 03, 2022 at Carver-Hawkeye Arena - Iowa City



Maryland 75. Player stats table including columns for No., Player, S, Pts, FG, 3FG, FT, OR, DR, TR, PF, A, TO, Blk, Stl, Min, +/-.

Shooting By Period table with columns for Period, FG, FG%, 3FG, 3FG%, FT, FT%, and Deadball Rebounds.

Iowa 80. Player stats table including columns for No., Player, S, Pts, FG, 3FG, FT, OR, DR, TR, PF, A, TO, Blk, Stl, Min, +/-.

Shooting By Period table with columns for Period, FG, FG%, 3FG, 3FG%, FT, FT%, and Deadball Rebounds.

Game Notes, Officials, Start Time, End Time, Attendance, Score, 1st, 2nd, TOT, Points, UMD, UI, In the Paint, Off Turns, 2nd Chance, Fast Break, Bench, Per Poss.

Game 15 - #23 Wisconsin 87, Iowa 78

Official Box Score Iowa vs Wisconsin Game Totals -- Final Statistics January 06, 2022 at Kohl Center (Al Nicholas Court) - Madison



Iowa 78. Player stats table including columns for No., Player, S, Pts, FG, 3FG, FT, OR, DR, TR, PF, A, TO, Blk, Stl, Min, +/-.

Shooting By Period table with columns for Period, FG, FG%, 3FG, 3FG%, FT, FT%, and Deadball Rebounds.

Wisconsin 87. Player stats table including columns for No., Player, S, Pts, FG, 3FG, FT, OR, DR, TR, PF, A, TO, Blk, Stl, Min, +/-.

Shooting By Period table with columns for Period, FG, FG%, 3FG, 3FG%, FT, FT%, and Deadball Rebounds.

Game Notes, Officials, Start Time, End Time, Attendance, Score, 1st, 2nd, TOT, Points, IOW, WIS, In the Paint, Off Turns, 2nd Chance, Fast Break, Bench, Per Poss.

Game 16 - Iowa 83, Indiana 74

Official Box Score Indiana vs Iowa Game Totals -- Final Statistics January 13, 2022 at Carver-Hawkeye Arena - Iowa City



Indiana 74. Player stats table including columns for No., Player, S, Pts, FG, 3FG, FT, OR, DR, TR, PF, A, TO, Blk, Stl, Min, +/-.

Shooting By Period table with columns for Period, FG, FG%, 3FG, 3FG%, FT, FT%, and Deadball Rebounds.

Iowa 83. Player stats table including columns for No., Player, S, Pts, FG, 3FG, FT, OR, DR, TR, PF, A, TO, Blk, Stl, Min, +/-.

Shooting By Period table with columns for Period, FG, FG%, 3FG, 3FG%, FT, FT%, and Deadball Rebounds.

Game Notes, Officials, Start Time, End Time, Attendance, Score, 1st, 2nd, TOT, Points, IND, IOW, In the Paint, Off Turns, 2nd Chance, Fast Break, Bench, Per Poss.

Game 17 - Iowa 81, Minnesota 71

Official Box Score
Iowa vs Minnesota
Game Totals -- Final Statistics
January 16, 2022 at Williams Arena - Minneapolis



No.	Player	S	Pts	FG	3FG	FT	OR	DR	TR	PF	A	TO	Blk	Stl	Min	+/-
00	REBRACA, FILIP	F	12	6-11	0-1	0-0	6	6	12	2	1	2	3	32	8	
02	TOUSSAINT, JOE	G	8	4-8	0-2	0-1	0	2	2	1	7	3	0	1	26	6
03	BOHANNON, JORDAN	G	12	3-11	2-8	4-4	1	2	3	2	2	1	0	3	30	9
15	MURRAY, KEEGAN	F	25	11-17	1-3	2-3	4	6	10	2	0	0	2	2	36	6
22	MCCAFFERY, PATRICK	F	12	4-11	2-5	2-4	0	3	3	0	1	1	0	1	31	11
04	ULIS, AHRON	G	0	0-1	0-0	0-0	1	1	2	2	3	0	0	0	12	-1
11	PERKINS, TONY	G	5	2-3	0-0	1-1	0	2	2	1	1	0	0	0	12	7
20	SANFORD, PAYTON	G	2	1-2	0-1	0-0	0	1	1	2	2	0	0	0	9	-1
24	MURRAY, KRIS	F	5	2-4	0-2	1-3	1	1	2	2	1	1	1	0	11	3
	TEAM						2	1	3	0	0					
TOTALS			81	33-68	5-22	10-16	15	25	40	14	18	8	5	10	200	

Shooting By Period

Period	FG	FG%	3FG	3FG%	FT	FT%
1st Half	20-42	48%	2-9	22%	1-1	100%
2nd Half	13-26	50%	3-13	23%	9-15	60%
Game	33-68	48.5%	5-22	22.7%	10-16	62.5%

Deadball Rebounds: 2.0
Last FG: 2nd-00:59
Biggest Run: 8-0
Largest lead: By 23 at 2nd-11:54
Technical Fouls: None.

Minnesota 71

No.	Player	S	Pts	FG	3FG	FT	OR	DR	TR	PF	A	TO	Blk	Stl	Min	+/-
00	WILLIS, PAYTON	G	11	4-8	0-3	3-5	0	6	6	3	4	3	0	2	37	-8
10	BATTLE, JAMISON	F	20	7-14	4-7	2-4	0	8	8	2	2	2	0	0	39	-6
12	LOEWE, LUKE	G	4	2-8	0-1	0-0	0	0	0	5	0	2	0	0	31	-9
15	DANIELS, CHARLIE	F	4	2-4	0-0	0-0	1	4	5	3	3	2	1	28	-19	
20	STEPHENS, E.J.	G	22	9-15	2-5	2-2	0	2	2	1	1	2	0	1	40	-10
02	THIAM, ABDOULAYE	G	2	1-2	0-0	0-0	0	0	0	1	1	0	0	0	4	-6
25	RAMBERG, WILL	G	0	0-1	0-0	0-0	1	1	2	1	1	1	0	1	11	-3
42	THOMPSON, TREYTON	C	8	3-3	0-0	2-3	2	0	2	2	0	0	0	0	11	11
	TEAM						3	3	6	0	1					
TOTALS			71	28-55	6-16	9-14	7	24	31	18	12	14	2	5	200	

Shooting By Period

Period	FG	FG%	3FG	3FG%	FT	FT%
1st Half	12-27	44%	1-7	14%	2-5	40%
2nd Half	16-28	57%	5-9	56%	7-9	78%
Game	28-55	50.9%	6-16	37.5%	9-14	64.3%

Deadball Rebounds: 0.0
Last FG: 2nd-01:30
Biggest Run: 9-0
Largest lead: By 5 at 1st-17:23
Technical Fouls: None.

Game Notes:
Officials: Larry Sciotto, Brian Dorsey, Brandon Cruz
Attendance: 10925

Score	1st	2nd	TOT	Points	IWA	UMN
IWA	43	38	81	In the Paint	52	32
UMN	27	44	71	Off Turns	12	11
				2nd Chance	17	3
				Fast Break	12	2
				Bench	12	10
				Per Poss	1209	1044
					39/67	33/68

IWA led for 34:48. UMN led for 4:23.
Game was tied for 0:48.
Times tied: 1 Lead Changes: 1

Start Time: 02:08 PM ET
End Time: 04:31 PM ET
Game Duration: 2:23
Conference Game:

Game 18 - Rutgers 48, Iowa 46

Official Box Score
Iowa vs Rutgers
Game Totals -- Final Statistics
January 19, 2022 at Jersey Mike's Arena - Piscataway



No.	Player	S	Pts	FG	3FG	FT	OR	DR	TR	PF	A	TO	Blk	Stl	Min	+/-
00	REBRACA, FILIP	F	8	4-10	0-0	0-1	4	6	10	3	0	1	0	2	34	-2
02	TOUSSAINT, JOE	G	8	2-3	1-1	3-4	1	4	5	1	5	3	0	3	34	4
03	BOHANNON, JORDAN	G	6	2-11	2-10	0-0	0	1	1	2	0	1	0	0	28	5
15	MURRAY, KEEGAN	F	13	5-14	2-6	1-2	3	10	13	4	1	2	2	1	35	-4
22	MCCAFFERY, PATRICK	F	11	4-12	1-5	2-4	1	2	3	0	2	0	1	1	31	5
04	ULIS, AHRON	G	0	0-2	0-0	0-0	0	0	0	1	0	1	0	0	6	-6
11	PERKINS, TONY	G	0	0-2	0-1	0-0	0	0	0	1	0	1	0	1	10	-7
13	ASH, AUSTIN	G	0	0-0	0-0	0-0	0	0	0	0	0	0	0	0	0	0
20	SANFORD, PAYTON	G	0	0-1	0-0	0-0	0	0	0	0	0	0	0	0	3	0
24	MURRAY, KRIS	F	0	0-5	0-3	0-0	0	0	0	2	0	0	0	2	11	-2
30	MCCAFFERY, CONNOR	G	0	0-1	0-1	0-0	0	3	3	2	0	1	0	0	9	-7
	TEAM						0	3	3	0	0					
TOTALS			46	17-61	6-27	6-11	9	29	38	16	8	10	5	8	200	

Shooting By Period

Period	FG	FG%	3FG	3FG%	FT	FT%
1st Half	10-34	29%	4-14	29%	3-5	60%
2nd Half	7-27	26%	2-13	15%	3-6	50%
Game	17-61	27.9%	6-27	22.2%	6-11	54.5%

Deadball Rebounds: 2.0
Last FG: 2nd-00:27
Biggest Run: 8-0
Largest lead: By 8 at 2nd-18:43
Technical Fouls: None.

Rutgers 48

No.	Player	S	Pts	FG	3FG	FT	OR	DR	TR	PF	A	TO	Blk	Stl	Min	+/-
00	BAKER, GEO	G	8	3-10	0-3	2-2	0	4	4	1	3	2	3	1	34	1
04	MULCAHY, PAUL	G	5	2-9	1-3	0-0	2	4	6	2	7	3	0	0	39	2
11	OMORUYI, CLIFFORD	C	7	3-9	0-0	1-3	4	10	14	3	0	2	3	2	26	5
22	MCCONNELL, CALEB	G	4	2-5	0-2	0-0	0	7	7	3	2	2	1	33	2	
24	HARPER JR., RON	G	15	5-10	1-2	4-4	0	5	5	2	0	2	1	1	37	-1
01	PALMQUIST, OSKAR	F	0	0-1	0-0	0-0	1	0	1	0	0	0	0	0	2	-4
02	MILLER, JALEN	G	0	0-0	0-0	0-0	0	2	2	1	0	1	0	0	2	2
03	MAG, MAWOT	F	0	0-3	0-1	0-0	0	0	0	0	0	1	0	0	5	-6
05	HYATT, AUNDRE	F	1	0-7	0-2	1-2	3	2	5	0	0	0	0	1	12	8
21	REIBER, DEAN	F	4	2-3	0-0	0-0	0	1	1	2	2	1	1	1	7	0
35	AGEE, RALPH	F	4	1-1	0-0	2-2	0	0	1	0	0	0	0	0	3	1
	TEAM						1	3	4	0	1					
TOTALS			48	18-58	2-13	10-13	11	38	49	15	13	15	10	7	200	

Shooting By Period

Period	FG	FG%	3FG	3FG%	FT	FT%
1st Half	10-30	33%	2-7	29%	2-2	100%
2nd Half	8-28	29%	0-6	00%	8-11	73%
Game	18-58	31.0%	2-13	15.4%	10-13	76.9%

Deadball Rebounds: 3.0
Last FG: 2nd-02:00
Biggest Run: 8-0
Largest lead: By 3 at 2nd-02:00
Technical Fouls: None.

Game Notes:
Officials: Courtney Green, Donnie Eppley, Brooks Wells

Score	1st	2nd	TOT	Points	UOI	RUT
UOI	27	19	46	In the Paint	22	28
RUT	24	24	48	Off Turns	6	8
				2nd Chance	8	4
				Fast Break	6	6
				Bench	0	9
				Per Poss	0.719	0.727
					20/64	23/66

UOI led for 19:59. RUT led for 9:03.
Game was tied for 10:58.
Times tied: 8 Lead Changes: 10

Start Time: 08:30 PM ET
Conference Game:



2021-22 Iowa Men's Basketball Combined Team Statistics In Conference games

Game Records

Record	Overall	Home	Away	Neutral
ALL GAMES	3-4	2-1	1-3	0-0
CONFERENCE	3-4	2-1	1-3	0-0
NON-CONFERENCE	0-0	0-0	0-0	0-0

Score by Periods

Team	1st	2nd	OT	TOT
Iowa	241	280	0	521
Opponents	262	257	0	519

Team Box Score

No.	Player				Total		3-Point		F-Throw		Rebounds											
		GP-GS	MIN	AVG	FG-FGA	FG%	3FG-3FGA	3FG%	FT-FTA	FT%	OFF	DEF	TOT	AVG	PF	DQ	A	TO	BLK	STL	PTS	AVG
15	MURRAY, Keegan	6-6	196:53	32.8	52-92	.565	12-26	.462	15-26	.577	16	31	47	7.8	12	0	2	8	14	9	131	21.8
22	MCCAFFERY, Patrick	7-7	182:21	26.0	24-69	.348	6-20	.300	16-26	.615	6	20	26	3.7	7	0	9	1	2	5	70	10.0
24	MURRAY, Kris	7-1	124:21	17.8	27-57	.474	6-24	.250	7-11	.636	9	17	26	3.7	16	0	8	5	9	6	67	9.6
3	BOHANNON, Jordan	7-7	181:59	26.0	15-54	.278	9-38	.237	18-23	.783	1	6	7	1.0	13	0	9	4	0	4	57	8.1
11	PERKINS, Tony	7-0	104:10	14.9	18-39	.462	3-9	.333	10-11	.909	2	6	8	1.1	13	0	6	8	0	6	49	7.0
2	TOUSSAINT, Joe	7-7	156:04	22.3	19-40	.475	4-10	.400	3-5	.600	4	11	15	2.1	11	0	33	15	0	12	45	6.4
0	REBRACA, Filip	7-7	168:07	24.0	21-40	.525	0-3	.000	3-8	.375	15	29	44	6.3	23	1	5	3	4	5	45	6.4
4	ULIS, Ahron	7-0	108:55	15.6	7-23	.304	2-3	.667	10-11	.909	6	8	14	2.0	12	0	16	4	0	3	26	3.7
23	OGUNDELE, Josh	4-0	30:00	7.5	4-8	.500	0-0	.000	2-4	.500	2	4	6	1.5	7	0	0	1	3	0	10	2.5
30	MCCAFFERY, Connor	6-0	97:03	16.2	2-11	.182	2-11	.182	3-4	.750	1	7	8	1.3	16	1	6	2	0	7	9	1.5
20	SANDFORT, Payton	7-0	39:07	5.6	3-10	.300	1-6	.167	1-2	.500	3	1	4	0.6	3	0	5	3	1	1	8	1.1
13	ASH, Austin	2-0	01:04	0.5	1-1	1.000	0-0	.000	0-0	.000	0	0	0	0.0	0	0	0	0	0	0	2	1.0
44	MULVEY, Riley	3-0	09:56	3.3	1-1	1.000	0-0	.000	0-0	.000	0	2	2	0.7	5	0	0	2	0	0	2	0.7
Team											7	12	19									
Total		7	1400		194-445	.436	45-150	.300	88-131	.672	72	154	226	32.3	138	2	99	58	33	58	521	74.4
Opponents		7	1400		181-402	.450	48-137	.350	109-153	.712	85	201	286	40.9	131	3	98	104	21	37	519	74.1

Team Statistics

	IOWA	OPP
Scoring	521	519
Points per game	74.4	74.1
Scoring margin	+0.3	-
Field goals-att	194-445	181-402
Field goal pct	.436	.450
3 point fg-att	45-150	48-137
3-point FG pct	.300	.350
3-pt FG made per game	6.4	6.9
Free throws-att	88-131	109-153
Free throw pct	.672	.712
F-Throws made per game	12.6	15.6
Rebounds	226	286
Rebounds per game	32.3	40.9
Rebounding margin	-8.6	-
Assists	99	98
Assists per game	14.1	14.0
Turnovers	58	104
Turnovers per game	8.3	14.9
Turnover margin	+6.6	-
Assist/turnover ratio	1.7	0.9
Steals	58	37
Steals per game	8.3	5.3
Blocks	33	21
Blocks per game	4.7	3.0
Winning streak	0	-
Home win streak	2	-
Attendance	33645	48941
Home games-Avg/Game	3-11215	4-12235
Neutral site-Avg/Game	-	0-0

Team Results

Date	Opponent		Score	Att.
12/03/2021	at Purdue	L	70-77	14804
12/06/2021	Illinois	L	83-87	12072
01/03/2022	Maryland	W	80-75	10327
01/06/2022	at Wisconsin	L	78-87	15212
01/13/2022	Indiana	W	83-74	11246
01/16/2022	at Minnesota	W	81-71	10925
01/19/2022	at Rutgers	L	46-48	8000



2021-22 Iowa Men's Basketball Combined Team Statistics All games

Game Records

Record	Overall	Home	Away	Neutral
ALL GAMES	13-5	10-1	2-4	1-0
CONFERENCE	3-4	2-1	1-3	0-0
NON-CONFERENCE	10-1	8-0	1-1	1-0

Score by Periods

Team	1st	2nd	OT	TOT
Iowa	744	767	0	1511
Opponents	608	659	0	1267

Team Box Score


No.	Player	Total			3-Point			F-Throw		Rebounds				Other Stats								
		GP-GS	MIN	AVG	FG-FGA	FG%	3FG-3FGA	3FG%	FT-FTA	FT%	OFF	DEF	TOT	AVG	PF	DQ	A	TO	BLK	STL	PTS	AVG
15	MURRAY, Keegan	17-17	506:18	29.8	153-262	.584	27-75	.360	63-82	.768	51	92	143	8.4	29	0	19	20	36	25	396	23.3
22	MCCAFFERY, Patrick	16-16	390:18	24.4	60-148	.405	14-46	.304	39-51	.765	9	45	54	3.4	9	0	27	10	6	12	173	10.8
3	BOHANNON, Jordan	18-18	444:06	24.7	55-147	.374	40-112	.357	41-47	.872	2	17	19	1.1	28	0	26	9	0	11	191	10.6
24	MURRAY, Kris	17-1	289:43	17.0	64-129	.496	20-51	.392	17-29	.586	33	44	77	4.5	34	0	18	11	20	14	165	9.7
11	PERKINS, Tony	18-0	297:15	16.5	45-104	.433	8-27	.296	32-35	.914	9	22	31	1.7	31	0	21	17	2	19	130	7.2
0	REBRACA, Filip	18-18	389:47	21.7	47-84	.560	1-5	.200	17-34	.500	33	81	114	6.3	42	1	11	15	12	7	112	6.2
2	TOUSSAINT, Joe	18-18	351:59	19.6	40-80	.500	7-16	.438	13-16	.813	10	26	36	2.0	27	0	71	30	0	27	100	5.6
20	SANDFORT, Payton	18-0	183:44	10.2	30-79	.380	18-54	.333	11-12	.917	12	12	24	1.3	14	0	14	7	3	4	89	4.9
4	ULIS, Ahron	18-0	290:11	16.1	20-56	.357	3-8	.375	24-28	.857	10	29	39	2.2	28	0	51	19	0	12	67	3.7
13	ASH, Austin	11-0	51:41	4.7	11-26	.423	3-16	.188	6-8	.750	3	2	5	0.5	4	0	6	4	0	0	31	2.8
23	OGUNDELE, Josh	11-0	53:46	4.9	6-12	.500	0-0	.000	3-7	.429	4	10	14	1.3	10	0	0	4	5	2	15	1.4
30	MCCAFFERY, Connor	17-2	270:11	15.9	5-22	.227	4-20	.200	8-12	.667	9	33	42	2.5	27	1	31	6	0	11	22	1.3
44	MULVEY, Riley	11-0	58:44	5.3	5-8	.625	0-0	.000	4-4	1.000	4	11	15	1.4	10	0	2	4	2	0	14	1.3
25	LAKETA, Luc	7-0	22:18	3.2	2-4	.500	2-3	.667	0-0	.000	1	0	1	0.1	0	0	1	1	0	1	6	0.9
Team											20	30	50					3				
Total		18	3600		543-1161	.468	147-433	.339	278-365	.762	210	454	664	36.9	293	2	298	160	86	145	1511	83.9
Opponents		18	3600		465-1080	.431	128-401	.319	209-295	.708	198	453	651	36.2	338	6	250	268	41	92	1267	70.4

Team Statistics

	IOWA	OPP
Scoring	1511	1267
Points per game	83.9	70.4
Scoring margin	+13.6	-
Field goals-att	543-1161	465-1080
Field goal pct	.468	.431
3 point fg-att	147-433	128-401
3-point FG pct	.339	.319
3-pt FG made per game	8.2	7.1
Free throws-att	278-365	209-295
Free throw pct	.762	.708
F-Throws made per game	15.4	11.6
Rebounds	664	651
Rebounds per game	36.9	36.2
Rebounding margin	+0.7	-
Assists	298	250
Assists per game	16.6	13.9
Turnovers	160	268
Turnovers per game	8.9	14.9
Turnover margin	+6.0	-
Assist/turnover ratio	1.9	0.9
Steals	145	92
Steals per game	8.1	5.1
Blocks	86	41
Blocks per game	4.8	2.3
Winning streak	0	-
Home win streak	4	-
Attendance	120873	76750
Home games-Avg/Game	11-10988	6-12792
Neutral site-Avg/Game	-	1-3250

Team Results

Date	Opponent		Score	Att.
11/09/2021	Longwood	W	106-73	9259
11/12/2021	Kansas City	W	89-57	11133
11/16/2021	N.C. Central	W	86-69	9132
11/18/2021	Alabama St.	W	108-82	9957
11/22/2021	Western Mich.	W	109-61	10044
11/26/2021	Portland St.	W	85-51	11756
11/29/2021	at Virginia	W	75-74	13542
12/03/2021	at Purdue	L	70-77	14804
12/06/2021	Illinois	L	83-87	12072
12/09/2021	at Iowa St.	L	53-73	14267
12/18/2021	vs Utah St.	W	94-75	3250
12/21/2021	Southeastern La.	W	93-62	10891
12/29/2021	Western Ill.	W	92-71	15056
01/03/2022	Maryland	W	80-75	10327
01/06/2022	at Wisconsin	L	78-87	15212
01/13/2022	Indiana	W	83-74	11246
01/16/2022	at Minnesota	W	81-71	10925
01/19/2022	at Rutgers	L	46-48	8000



0

Filip Rebraca • F

	MIN	PTS	REB	BLK	AST	FG%	FT%
SEASON	21.7	6.2	6.3	0.7	0.6	.560	.50
BIG TEN	24.0	6.4	6.3	0.6	0.7	.525	.375
CAREER	27.5	11.8	7.3	0.8	1.1	.542	.615

6-9 • 230 • Sr. • Somber, Serbia

- 6.3 rebounding average ranks second on team
- 10+ rbs each of last 2 games (at Minnesota, at Rutgers)
- Transfer from University of North Dakota
- Reached double figures 27 times last season
- Named 2021 All-Summit League Honorable Mention



2

Joe Toussaint • G

	MIN	PTS	REB	AST	STL	FG%	FT%
SEASON	19.6	5.6	1.8	3.9	1.5	.500	.813
BIG TEN	22.3	6.4	2.1	4.7	1.7	.475	.600
CAREER	15.7	5.2	1.6	1.7	1.1	.418	.754

6-0 • 190 • Jr. • Bronx, N.Y.

- 8 pts, 5 asts, 5 rbs, and 3 stls at Rutgers; 10 points including game-winner with 8 seconds remaining at Virginia
- Leads Iowa in assists (3.9) and ties Keegan Murray in steals (1.5) per game; scoring up from 3.7 ppg last season
- Scored in double figures 12 times as a Hawkeye



3

Jordan Bohannon • G

	MIN	PTS	REB	AST	STL	FG%	FT%
SEASON	24.7	10.6	1.1	1.4	0.6	.374	.872
BIG TEN	26.0	8.1	1.0	1.3	0.6	.278	.783
CAREER	29.4	11.4	2.3	4.1	0.7	.388	.885

6-1 • 175 • Sixth Year Sr. • Marion, Iowa

- Has played an NCAA record 161 career games
- 404 career 3-pt FGs and 1,021 3-pt FGAs (.396)
- Broke Jon Diebler's all-time B1G 3-point record on Nov. 18
- School record holder in career 3-pointers made (404), games played (161), assists (665), and FT% (.885, 331-374)



4

Ahron Ulis • G

	MIN	PTS	REB	AST	STL	FG%	FT%
SEASON	16.1	3.7	2.2	2.8	0.7	.357	.857
BIG TEN	15.6	3.7	2.0	2.3	0.4	.304	.909
CAREER	11.7	2.7	1.5	2.0	0.4	.352	.875

6-3 • 195 • So. • Chicago Heights, Ill.

- 11 points and personal-best 7 assists vs. Illinois; 2 rebounds and 3 assists playing just under 4 minutes at Minnesota
- Leads team in assist-to-turnover ratio (2.7) and is second in assists per game (2.8) behind Toussaint
- Missed just 4 free throw attempts this year (24-28, .857)




11

Tony Perkins • G

	MIN	PTS	REB	AST	STL	FG%	FT%
SEASON	16.5	7.2	1.7	1.2	1.1	.433	.914
BIG TEN	14.9	7.0	1.1	0.9	0.9	.462	.909
CAREER	10.6	4.0	1.5	0.9	0.6	.438	.780

6-4 • 205 • So. • Indianapolis, Ind.

- Averaging 7.0 pts in Big Ten play; 14 points at Purdue and 16 points vs. Illinois. Scored double-figures 5x this season
- 32-of-35 (.914) from the free throw line this season
- Averaging 7.0 ppg, up 5.4 points from 1.6 ppg as a freshman
- Saw action in 24 games a freshman last season




15

Keegan Murray • F

	MIN	PTS	REB	AST	BLK	FG%	FT%
SEASON	29.8	23.3	8.4	1.1	2.1	.584	.768
BIG TEN	32.8	21.8	7.8	0.3	2.3	.565	.577
CAREER	22.1	12.9	6.3	0.8	1.6	.554	.763

6-8 • 225 • So. • Cedar Rapids, Iowa

- 3x Big Ten Player of the Week (Nov. 22; Dec. 20; Jan. 3)
- 2nd in NCAA in scoring (23.3); Wooden Award and Lute Olson Award Midseason List; *Sporting News* Midseason All-American
- Leads Iowa in scoring (23.3), rebounding (8.4), blocks (2.1), and steals (1.5); scored 20 points in 12-of-17 games played




20

Payton Sandfort • G

	MIN	PTS	REB	AST	STL	FG%	FT%
SEASON	10.2	4.9	1.3	0.8	0.2	.380	.917
BIG TEN	5.6	1.1	0.6	0.7	0.1	.300	.500
CAREER	10.2	4.9	1.3	0.8	0.2	.380	.917

6-7 • 215 • Fr. • Waukee, Iowa

- Scored double figures four times this season
- 21 points and five 3-pointers vs. Alabama State (Nov. 18)
- 19 points and five 3-pointers vs. Western Michigan (Nov. 22)
- Fourth on the team in 3-pointers made (18) on 54 attempts (.333); shooting 11-of-12 (.917) on free throws




22

Patrick McCaffery • F

	MIN	PTS	REB	AST	STL	FG%	FT%
SEASON	24.4	10.8	3.4	1.7	0.8	.405	.765
BIG TEN	26.0	10.0	3.7	1.3	0.7	.348	.615
CAREER	10.8	7.0	2.9	1.1	0.5	.417	.739

6-9 • 200 • RS So. • Iowa City, Iowa

- Led team with 15 points and 5 rebounds at No. 7 Purdue; last-second block sealed the Hawkeye victory at Virginia
- Scored double figures 12 times this season
- 11 pts, 3 rbs, 2 asts, 1 blk, and 1 stl at Rutgers
- 10.8 ppg ranks second on team behind Keegan Murray



23

Josh Ogundele • C

	MIN	PTS	REB	BLK	FG%	FT%	
SEASON	4.9	1.4	1.3	0.0	0.5	.500	.429
BIG TEN	7.5	2.5	1.5	0.0	0.8	.500	.500
CAREER	3.7	1.2	1.2	0.0	0.3	.500	.364

6-11 • 265 • So. • Worcester, Mass.

- Personal-best 7 points and 5 rebounds at Purdue
- Has seen action in 11 games this season
- Second London native to be recruited by Fran McCaffery (Gabe Olaseni, 2012-15); moved to U.S. at 16 years old
- Played a season-high 16 minutes at Purdue




24

Kris Murray • F

	MIN	PTS	REB	BLK	AST	FG%	FT%
SEASON	17.0	9.7	4.5	1.2	1.1	.496	.586
BIG TEN	17.8	9.6	3.7	1.3	1.2	.474	.636
CAREER	11.0	5.8	2.8	0.7	0.6	.472	.613

6-8 • 225 • So. • Cedar Rapids, Iowa

- Dominant 29 pts, 11 rbs, 3 stls, and 3 blks vs. Indiana
- 20-of-51 (.392) 3-pt FG%; has scored double figures 8x
- Son of former Hawkeye Kenyon Murray (1993-96); named after father's former teammate Chris Street, who died in an auto accident midway through his junior season in 1993




30

Connor McCaffery • G/F

	MIN	PTS	REB	AST	STL	FG%	FT%
SEASON	15.9	1.3	2.5	1.8	0.6	.227	.667
BIG TEN	16.2	1.5	1.3	1.0	1.2	.182	.750
CAREER	22.2	4.0	2.7	3.2	0.8	.339	.733

6-5 • 220 • RS Sr. • Iowa City, Iowa

- DNP at Minnesota (back), returned to action at Rutgers
- 5.2 assist-to-turnover ratio (31 assists; 6 turns) this year; fourth in the nation in assist-to-turnover ratio (3.73) in 2021
- Two sport athlete (baseball and basketball)
- 112 assists in 2021; 11th most by a JR in program history



44

Riley Mulvey • C

	MIN	PTS	REB	AST	BLK	FG%	FT%
SEASON	5.3	1.3	1.4	0.2	0.2	.625	1.000
BIG TEN	3.3	0.7	0.7	0.0	0.0	1.000	---
CAREER	5.3	1.3	1.4	0.2	0.2	.625	1.000

6-11 • 245 • Fr. • Rotterdam, New York

- Netted a personal-best 8 points vs. Western Michigan
- 2 points and 1 rebound in 5 minutes of action at Wisconsin
- Second-ranked 2022 junior in Connecticut before reclassifying and ranked as the No. 5 player in 2021