



IOWA HAWKEYES

14-5 Overall, 4-4 Big Ten

3 FINAL FOURS | 8 BIG TEN CHAMPIONSHIPS | 2 BIG TEN TOURNAMENT TITLES | 27 NCAA TOURNAMENTS

#6 PURDUE (16-3, 5-3) at IOWA (14-5, 4-4)

Jan. 27, 2022 // Iowa City, Iowa // Carver-Hawkeye Arena // 8:01 p.m. CT

IOWA HAWKEYES (Previous Game Starters)

Pos.	No.	Name	Ht.	Wt.	Yr.	Hometown	Statistical Summary
G	2	Joe Toussaint	6-0	190	Jr.	Bronx, New York	5.5 ppg, 2.1 rpg, 3.9 apg
G	3	Jordan Bohannon	6-1	175	RS-Sr.	Marion, Iowa	10.6 ppg, 1.1 rpg, 1.4 apg
F	22	Patrick McCaffery	6-9	200	RS-So.	Iowa City, Iowa	10.8 ppg, 3.3 rpg, 1.8 apg
F	15	Keegan Murray	6-8	225	So.	Cedar Rapids, Iowa	22.8 ppg, 8.4 rpg, 2.16 bpg
F	0	Filip Rebraca	6-9	230	Sr.	Sombor, Serbia	6.3 ppg, 6.3 rpg, 0.6 bpg

Head Coach: Fran McCaffery (Penn, 1979); 12th Season at Iowa (230-157); 24th Season Overall (481-334)

GAME #20 STORYLINES

- Thursday is Iowa's first repeat match-up of the 2022 season. The Hawkeyes and Boilermakers opened the season on Dec. 3, 2021, in West Lafayette, Indiana.
- Both Iowa and Purdue entering Thursday's showdown winners of seven of their last nine games, dating back to mid-December.
- The Iowa coaching staff will wear black quart-zip tops that have a NABC Suits & Sneakers logo on the crest to help raise awareness for cancer research.
- The Hawkeyes are second in the country in assist-to-turnover ratio (1.84); and third in fewest turnovers per game (8.9) and turnover margin (6.1).
- Iowa ranks No. 22 in the NCAA NET, while Purdue is ranked No. 8. The Hawkeyes have four Quad 2 victories on their resume. Four of Iowa's five losses have come to teams ranked in the AP Top 20 (#6 Purdue, #11 Wisconsin, #23 Iowa State, and #24 Illinois).
- Keegan Murray is third in the country in points per game (22.8); 28th in field goal percentage (.573); 41st in blocks per contest (2.16); and 58th in double-doubles (5). Murray is a three-time Big Ten Player of the Week honoree and selected to the Wooden Award Mid-Season Top 25 List and the Lute Olson National Player of the Year Watch List.
- Keegan and Kris Murray have all 11 of Iowa's top individual scoring games this season. Keegan has 10, including the top four, while Kris has one.
- Iowa is second in the Big Ten and fifth nationally in scoring offense (83.1). The Hawkeyes have ranked first in the Big Ten in scoring offense the last three seasons. The Hawkeyes have led the conference in scoring four of the last eight seasons.
- Kris Murray leads the squad in 3-point accuracy, making 41 percent (23-of-56) of his attempts, while Jordan Bohannon is second (.361, 43-of-119). Bohannon is one of 20 players in NCAA history, and fifth player from a Power 5 Conference, to make 400 triples in a career.
- Jordan Bohannon is Iowa's career leader in assists (665), free throw percentage (.886), games played (162), and 3-pointers (407). Bohannon is the NCAA all-time leader in games played (162).
- The Hawkeyes have had scoring runs of 10-0 or more a combined 15 times in 19 games.
- Jordan Bohannon (112) and Connor McCaffery (93) rank second and fifth, respectively, in most career wins among active Big Ten players.
- Iowa has been making the most of its trips to the foul line. The Hawkeyes are shooting 76.2 percent from the foul line. Iowa is tops in the Big Ten and 35th nationally in free throw accuracy. The 292 free throw makes are 16th most in the NCAA.
- Fran McCaffery has coached a first-team All-Big Ten honoree six of the last eight years. He has guided Iowa to 20+ wins seven of the last nine seasons and Big Ten upper division finishes eight of the last nine years. Iowa, Michigan State, and Wisconsin have each recorded a Big Ten-best eight first division finishes since 2013.

MULTIMEDIA GAME INFORMATION

TELEVISION

- FS1
- FOX SPORTS APP
Kevin Kugler (PxP)
Nick Bahe (analyst)

RADIO

- Hawkeye Radio Network
- XM 381
Gary Dolphin (PxP)
Bob Hansen (analyst)

LIVE STATISTICS

- StatBroadcast
hawkeyesports.com

2021-22 SCHEDULE/RESULTS

Date	Opponent (TV)	Time
Nov. 9	Longwood	W, 106-73
Nov. 12	Kansas City	W, 89-57
Nov. 16	N.C. Central	W, 86-69
Nov. 18	Alabama State	W, 108-82
Nov. 22	Western Michigan	W, 109-61
Nov. 26	Portland State	W, 85-51
Nov. 29	at Virginia %	W, 75-74
Dec. 3	at #2 Purdue	L, 70-77
Dec. 6	Illinois	L, 83-87
Dec. 9	at #17 Iowa State +	L, 53-73
Dec. 18	vs. Utah State ^	W, 94-75
Dec. 21	Southeastern Louisiana	W, 93-62
Dec. 29	Western Illinois	W, 92-71
Jan. 3	Maryland	W, 80-75
Jan. 6	at #23 Wisconsin	L, 78-87
Jan. 13	Indiana	W, 83-74
Jan. 16	at Minnesota	W, 81-71
Jan. 19	at Rutgers	L, 46-48
Jan. 22	Penn State	W, 68-51
Jan. 27	#6 Purdue (FS1)	8:01 p.m.
Jan. 31	at Penn State (B1G Network)	6 p.m.
Feb. 3	at Ohio State (FS1)	7 p.m.
Feb. 6	Minnesota (B1G Network)	3:30 p.m.
Feb. 10	at Maryland (ESPN2)	6 p.m.
Feb. 13	Nebraska (FS1)	2 p.m.
Feb. 17	Michigan (ESPN/2)	6 p.m.
Feb. 22	Michigan State (ESPN/2)	6 p.m.
Feb. 25	at Nebraska (FS1)	8 p.m.
Feb. 28	Northwestern (B1G Network)	8 p.m.
March 3	at Michigan (FS1)	8 p.m.
March 6	at Illinois (FS1)	6:30 p.m.
March 9-13	at Big Ten Tournament *	

all times listed are central

- ^ -- played at Sioux Falls, South Dakota
- % -- Big Ten/ACC Men's Basketball Challenge
- + -- Iowa Corn Cy-Hawk Series
- * -- Big Ten Tournament - Indianapolis

PRONUNCIATION GUIDE

Luc Laketa	LUKE Luh-KET-uh
Josh Ogundele	Oh-GOON-duh-lay
Filip Rebraca	Reh-BRAH-chuh
Kirk Speraw	SPEAR-awe
Joe Toussaint	two-SAHNT
Ahron Ulis	YOU-liss

UI IN THE RANKINGS

NCAA NET	20
KenPom	20
Sagarin	19
BPI	18

INSIDE THE NUMBERS

	IOWA	PUR
Scoring Average	83.1	84.7
Scoring Defense	69.4	67.4
Scoring Margin	+13.7	+17.4
FG%	.465	.501
FG% Defense	.426	.415
FT%	.762	.721
3-PT FG%	.338	.401
3-PT FG% Defense	.317	.329
Rebound Margin	+0.8	+12.2
Assists Per Game	16.5	17.9
Turnovers Per Game	8.9	11.7
Steals Per Game	8.1	5.1
Blocks Per Game	4.8	3.6

MISCELLANEOUS STATS

Double-Figure Scoring Games...

Player	16-18	18-19	19-20	20-21	21-22	Career
Jordan Bohannon	39	20	4	15	11	89
Filip Rebraca	---	9	26	25	2	62
Keegan Murray	---	---	---	8	17	25
Patrick McCaffery	---	---	---	6	13	19
Joe Toussaint	---	---	---	8	2	12
Connor McCaffery	---	3	6	2	---	11
Kris Murray	---	---	---	---	9	9
Tony Perkins	---	---	---	---	5	5
Payton Sandfort	---	---	---	---	4	4
Ahron Ulis	---	---	---	---	2	2

20-Point Scoring Games...

Player	16-18	18-19	19-20	20-21	21-22	Career
Jordan Bohannon	13	3	1	4	1	22
Keegan Murray	---	---	---	---	12	12
Payton Sandfort	---	---	---	---	1	1
Kris Murray	---	---	---	---	1	1

Double-Figure Rebounding Games...

Player	16-18	18-19	19-20	20-21	21-22	Career
Filip Rebraca	---	3	14	5	3	25
Keegan Murray	---	---	---	1	5	6
Connor McCaffery	---	---	1	---	---	1
Kris Murray	---	---	---	---	1	1

Double-Doubles...

Player	16-18	18-19	19-20	20-21	21-22	Career
Filip Rebraca	---	1	12	5	1	19
Jordan Bohannon	6	---	---	1	---	7
Keegan Murray	---	---	---	---	5	5
Joe Toussaint	---	---	---	---	1	1
Kris Murray	---	---	---	---	1	1

4+ Three-Pointer Games...

Player	16-18	18-19	19-20	20-21	21-22	Career
Jordan Bohannon	22	7	2	7	4	42
Payton Sandfort	---	---	---	---	2	2
Connor McCaffery	---	---	---	1	---	1
Keegan Murray	---	---	---	---	1	1

5+ Assists Games...

Player	16-18	18-19	19-20	20-21	21-22	Career
Jordan Bohannon	42	11	1	15	---	69
Connor McCaffery	---	9	8	10	1	28
Joe Toussaint	---	---	4	3	6	13
Ahron Ulis	---	---	---	---	4	4

3+ Steals Games...

Player	16-18	18-19	19-20	20-21	21-22	Career
Joe Toussaint	---	---	1	3	6	10
Connor McCaffery	---	1	5	1	1	8
Keegan Murray	---	---	---	2	5	7
Jordan Bohannon	3	1	---	---	2	6
Tony Perkins	---	---	---	---	2	2
Ahron Ulis	---	---	---	---	1	1
Patrick McCaffery	---	---	---	---	1	1
Kris Murray	---	---	---	---	1	1

3+ Blocks Games...

Player	16-18	18-19	19-20	20-21	21-22	Career
Keegan Murray	---	---	---	6	6	12

UI CAREER BIG COACHING WINS

1.	125	Tom Davis	1986-99
2.	107	Fran McCaffery	2010-

UI CAREER COACHING WINS

1.	269	Tom Davis	1986-99
2.	230	Fran McCaffery	2010-

UI ATHLETIC COMMUNICATIONS

S300 Carver-Hawkeye Arena, Iowa City, IA 52242
hawkeyesports.com • hawkeyebasketball.com

MBB CONTACT: MATTHEW WEITZEL

office: 319-335-6590 • cell: 319-430-8176
 email: matthew-weitzel@hawkeyesports.com
 Twitter: @BigWeitz

MARGIN OF VICTORY/DEFEAT

Points	1	2	3	4	5	6	7	8	9	10+	15+	20+
Wins	1	0	0	0	1	0	0	0	1	1	3	7
Losses	0	1	0	1	0	0	1	0	1	0	0	1

THE SETTING

Iowa (14-5, 4-4) remains home on Thursday, entertaining No. 6 Purdue (16-3, 5-3). Tipoff is scheduled for 8:01 p.m. (CT) on Mediacom Court at Carver-Hawkeye Arena (15,056) in Iowa City, Iowa. Tickets are available for purchase at hawkeyesports.com/tickets.

ON THE AIR

Radio: Iowa games are broadcast on the Hawkeye Radio Network. Gary Dolphin handles the play-by-play, along with color commentator Bob Hansen. The network includes more than 40 stations that blanket the state of Iowa and include portions of Illinois, Nebraska, Minnesota, Missouri and Wisconsin. The Hawkeye Radio Network coverage includes a 60-minute pregame show.

TV: Thursday's game will be televised on FS1. Kevin Kugler and Nick Bahe will call the action.

HAWKEYES BEAT PENN STATE IN IOWA CITY

Four Hawkeyes scored in double figures in a 68-51 Hawkeye victory over the visiting Penn State Nittany Lions in front of a sold out Carver-Hawkeye Arena last Saturday in Iowa City.

- The Hawkeyes have won five straight inside Carver-Hawkeye Arena, dating back to Dec. 21, 2021. Iowa improved to 11-1 at home this season.
- Iowa held Penn State to only one field goal over the final eight minutes, including zero field goals over the final five minutes of the contest.
- After being outrebounded 22-10 in the first half, the Hawkeyes turned the tables in the second half, outrebounding the Nittany Lions over the final 20 minutes, 27-12.
- Three Hawkeyes made three 3-pointers: Patrick McCaffery, Jordan Bohannon, and Kris Murray. McCaffery and Murray each tied career highs.
- Iowa has won 15 of the last 16 games against PSU in Iowa City, dating back to 2002.
- The Hawkeyes and Nittany Lions will play again in nine days on Monday, Jan. 31, in University Park, Pennsylvania.
- Iowa improved to 88-3 when holding opponents to 61 points or fewer in the Fran McCaffery era (since 2011).
- The Hawkeye defense forced 17 Penn State turnovers on Saturday.
- Jalen Pickett led the Nittany Lions with 14 points. After missing Penn State's previous game, Seth Lundy returned and totaled eight points and five rebounds.

ALL-TIME SERIES RECORDS

Purdue holds a 93-77 advantage in the series. The Boilermakers have won five of the last six in the series. The Boilermakers won this season's first meeting, 77-70, in West Lafayette, Indiana, on Dec. 3, 2021.

Iowa holds a 53-29 advantage in Iowa City, including winning five of the last seven meetings, dating back to 2014. The Hawkeyes hold a 19-14 edge over the Boilermakers in Carver-Hawkeye Arena.

2021-22 IOWA HAWKEYES ROSTER

No.	Name	Pos.	Ht.	Wt.	Yr.	Hometown (Last School)
0	Filip Rebraca	F	6-9	230	Sr.	Sombor, Serbia (University of North Dakota)
2	Joe Toussaint	G	6-0	190	Jr.	Bronx, N.Y. (Cardinal Hayes)
3	Jordan Bohannon	G	6-1	175	Sr. [^]	Marion, Iowa (Linn-Mar)
4	Ahron Ulis	G	6-3	195	So.	Chicago, Ill. (Marion Catholic)
11	Tony Perkins	G	6-4	205	So.	Indianapolis, Ind. (Lawrence North)
13	Austin Ash	G	6-3	180	Sr. [^]	Cedar Rapids, Iowa (Mount Vernon)
14	Carter Kingsbury	G	6-4	225	Fr.	Ponca, Neb. (Brewster Academy)
15	Keegan Murray	F	6-8	225	So.	Cedar Rapids, Iowa (Prairie/DME Academy)
20	Payton Sandfort	F	6-7	215	Fr.	Waukee, Iowa (Waukee)
22	Patrick McCaffery	F	6-9	200	So. [^]	Iowa City, Iowa (West)
23	Josh Ogundele	C	6-11	265	So.	London, England (Worcester Academy)
24	Kris Murray	F	6-8	225	So.	Cedar Rapids, Iowa (Prairie/DME Academy)
25	Luc Laketa	G	6-5	180	Fr.	Concord, Mich. (Winchendon School)
30	Connor McCaffery	G/F	6-5	220	Sr. [^]	Iowa City, Iowa (West)
44	Riley Mulvey	C	6-11	245	Fr.	Rotterdam, N.Y. (St. Thomas More)

Head Coach: Fran McCaffery

Assistant Coaches: Kirk Speraw, Sherman Dillard, Billy Taylor



HEAD COACH FRAN McCAFFERY

Fran McCaffery, who is signed through the 2028 season, is in his 12th season as the head basketball coach at the University of Iowa and his 26th year overall as a college head coach. McCaffery has reached the 20-win plateau 10 of the last 14 seasons.

McCaffery spent five seasons (2005-10) as the head coach at Siena, six years at UNC-Greensboro (1999-2005) and three seasons at Lehigh (1985-88) before joining the Hawkeyes.

McCaffery has nearly four decades of Division I coaching experience. He is in his 40th season as a collegiate coach, which includes 26 years as a head coach and 14 as an assistant. McCaffery is one of 14 coaches to lead at least four different Division I teams to the NCAA Tournament.

McCaffery, 61, holds a career mark of 481-334 (.590) and guided his teams to 14 postseason appearances (10 NCAA & four NIT). Iowa likely would have competed in another NCAA Tournament in 2020, if not for the NCAA canceling the postseason due to COVID-19. He is 230-157 (.594) at Iowa; the second winningest coach in program history. McCaffery led Iowa to wins in four of the last six NCAA Tournaments (2015, 2016, 2019, and 2021).

Since taking over the Iowa program in 2010, Iowa has earned eight postseason tournament berths (5 NCAA, 3 NIT). McCaffery coached Iowa to 25 victories in 2013, equaling the second-most win total in program history. McCaffery has guided five players to first team All-Big Ten status six of the last eight years, including the 2020 & 2021 National and Big Ten Player of the Year, Luka Garza.

McCaffery has posted upper division finishes in eight of the last nine seasons at Iowa and 20 of 25 seasons as a head coach. He has posted 20 wins or more 10 of the last 14 seasons, including seven of the last nine years at Iowa (2013, 2014, 2015, 2016, 2019, 2020, and 2021). Iowa's 205 victories between 2013-21 are the most over a 10-year span at Iowa since 1987-96 (207).

McCaffery and the Hawkeyes boast a 138-37 (.789) home record the last 10 seasons, which includes a school-record 18 wins in 2014 and 13 consecutive victories in 2019-20. Iowa has won 14 games in Carver-Hawkeye Arena each of the last three seasons (2019, 2020, 2021).

McCaffery's five years at Siena were the best in its 70-year history. He led the Saints on an incredible run that ended with three straight Metro Atlantic Athletic Conference championships and NCAA Tournament appearances.

McCaffery's Saints owned a 112-51 (.687) record in his five years with the program. He guided the Saints to four consecutive 20-win seasons. McCaffery's achievements earned the head coach Siena Hall of Fame recognition in 2017.

The 2009 MAAC Coach of the Year and 2010 District I Coach of the Year is the third winningest coach, by percentage, in league history (.687). He is the only coach to guide a MAAC program to two NCAA Tournament wins. McCaffery led his 2008 and 2009 teams to first round NCAA Tournament victories over Vanderbilt and Ohio State, respectively.

In his final two seasons at Siena, he coached the Saints to back-to-back 27-win campaigns and boasted a combined 39-3 (.929) record against MAAC opponents, which included MAAC Tournament contests.

McCaffery began his coaching career as an assistant at Penn (1982-83) and Lehigh (1983-85). After three seasons as head coach at Lehigh, he spent 11 seasons as an assistant at Notre Dame (1988-99).

McCaffery played basketball at Wake Forest his freshman year (1977-78) and concluded his playing career at Penn his final three seasons (1979-82).

He earned his B.S. degree in Economics from The Wharton School (Penn) in 1982. McCaffery also earned a Master of Education from Lehigh in 1985.



COACHING HONORS

NABC District I Coach of the Year, 2009-10
MAAC Coach of the Year, 2008-09

HEAD COACHING EXPERIENCE

Lehigh (1985-88):49-39 (.557); 8-6 (.571) League
UNC-Greensboro (1999-05).....90-87 (.508); 49-47 (.510) League
Siena (2005-10)112-51 (.687); 68-22 (.756) League
Iowa (2010-present):230-157 (.594); 107-106 (.502) League

THE McCAFFERY FILE

Born: May 23, 1959
Hometown: Philadelphia, Pennsylvania
High School: LaSalle, 1977
College: B.S. in Economics, The Wharton School (Penn), 1982
Master of Education, Lehigh, 1985
Family: Wife, Margaret
Sons, Connor, Patrick and Jonathan Francis
Daughter, Marit Katherine
Brother, Jack (sportswriter in Philadelphia area)

Coaching Honors

MAAC Coach of the Year, 2009
NABC District I Coach of the Year, 2009-10

Coaching History (39 years)

1983 Assistant Coach, Penn
1984-85 Assistant Coach, Lehigh
1985-88 Head Coach, Lehigh
1988-99 Assistant Coach, Notre Dame
1999-05 Head Coach, UNC-Greensboro
2005-10 Head Coach, Siena
2010-present Head Coach, University of Iowa

Coaching Chart

Overall (26 seasons): 481-334 (.590)
At Iowa (12 seasons): 230-157 (.594)
At Siena (five seasons): 112-51 (.688)
At UNCG (six seasons): 90-87 (.508)
At Lehigh (three seasons): 49-40 (.551)
NCAA Tournament (10 appearances*): 6-9
NIT (four appearances): 6-4

**McCaffery is the first coach to bring three different programs from one-bid leagues to the NCAA Tournament (conferences that sent just one team the year his program advanced).*

McCaffery in Postseason Play

1988 NCAA Tournament -- Lehigh
1989 NCAA Tournament -- Notre Dame
1990 NCAA Tournament -- Notre Dame
1992 NIT -- Notre Dame
1997 NIT -- Notre Dame
2001 NCAA Tournament -- UNC-Greensboro
2002 NIT -- UNC-Greensboro
2008 NCAA Tournament -- Siena
2009 NCAA Tournament -- Siena
2010 NCAA Tournament -- Siena
2012 NIT -- Iowa
2013 NIT -- Iowa
2014 NCAA Tournament -- Iowa
2015 NCAA Tournament -- Iowa
2016 NCAA Tournament -- Iowa
2017 NIT -- Iowa
2019 NCAA Tournament -- Iowa
2020 NCAA Tournament postponed (COVID-19)
2021 NCAA Tournament -- Iowa

Playing Experience

Wake Forest, 1977-78
Penn, 1979-82



Big Ten Standings/Schedule

Team	Big Ten	Pct.	Overall	Pct.
Michigan State	6-1	.857	15-3	.833
Wisconsin	6-2	.750	15-3	.833
Illinois	6-2	.750	13-5	.722
Ohio State	5-2	.714	12-4	.750
Rutgers	5-3	.625	11-7	.611
Purdue	5-3	.625	16-3	.842
Indiana	5-4	.556	14-5	.737
IOWA	4-4	.500	14-5	.737
Michigan	3-3	.500	9-7	.563
Penn State	3-5	.375	8-8	.500
Minnesota	2-5	.286	11-5	.688
Northwestern	2-6	.250	9-8	.529
Maryland	2-6	.250	10-9	.526
Nebraska	0-8	.000	6-13	.316

Tuesday, Jan. 25

Maryland at Rutgers, 6 p.m.
Michigan State at Illinois, 6 p.m.
Wisconsin at Nebraska, 8 p.m.

Wednesday, Jan. 26

Northwestern at Michigan, 5:30 p.m.
Penn State at Indiana, 7:30 p.m.

Thursday, Jan. 27

Wisconsin at Nebraska, 4 p.m.
Ohio State at Minnesota, 7 p.m.
Purdue at IOWA, 8:01 p.m.

Saturday, Jan. 29

Michigan at Michigan State, 11:30 a.m.
Indiana at Maryland, 1:30 p.m.
Illinois at Northwestern, 3:30 p.m.
Rutgers at Nebraska, 5:30 p.m.

All times are central

National Rankings

AP Poll

Jan. 24

- Auburn
- Gonzaga
- Arizona
- Baylor
- Kansas
- Purdue
- Houston
- UCLA
- Duke
- Michigan State
- Wisconsin
- Kentucky
- Texas Tech
- Villanova
- USC
- Ohio State
- Providence
- Tennessee
- LSU
- Connecticut
- Xavier
- Marquette
- Iowa State
- Illinois
- Davidson
- RV. IOWA**

USA Today Poll

Jan. 24

- Gonzaga
- Auburn
- Arizona
- Baylor
- Kansas
- Purdue
- Duke
- UCLA
- Houston
- Michigan State
- Wisconsin
- Villanova
- Kentucky
- Texas Tech
- USC
- Ohio State
- Providence
- LSU
- Connecticut
- Tennessee
- Illinois
- Colorado State
- Xavier
- Iowa State
- Texas
- RV. IOWA**

2021-22 IOWA CAPTAINS

Iowa captains are Jordan Bohannon and Connor McCaffery.

SCOUTING PURDUE

- Thursday will be the third road contest in four games for Purdue.
- Two of Purdue's three losses have come on the road. The Boilermakers lost at Rutgers (70-68) on Dec. 9, and at Indiana last Thursday (68-65).
- Four Boilermakers average in double figures: Jaden Ivey (16.7), Zach Edey (15.3), Trevion Williams (12.7), and Sasha Stefanovic (12.1). Williams leads the squad in rebounding, averaging 8.4 rebounds per game.
- Purdue won its last outing, 80-60, over Northwestern Sunday afternoon in West Lafayette. The Boilermakers posted the 20-point margin of victory without the services of their leading scorer, Jaden Ivey, who did not play due to injury. Sasha Stefanovic led all scorers with 22 points, bolstered by 6-of-10 shooting from beyond the 3-point arc.
- Five Boilermakers have made 20 or more 3-pointers this season: Stefanovic (52), Ivey (36), Isaiah Thompson (27), Brandon Newman (25), and Mason Gillis (20).
- Purdue ranks second in the country in rebounding margin (12.2); fourth in field goal percentage (.501) and scoring offense (84.7); sixth in 3-point accuracy (.401); seventh in assist per game (17.9); and 10th in assist-to-turnover ratio (1.54). Individually, Edey ranks first nationally in field goal percentage (.703); Stefanovic is 18th in assist-to-turnover ratio (2.83); and Williams is 34th in double-doubles (6) and 55th in rebounds per outing (8.4).
- The Boilermakers are 3-3 in games decided by seven points or less this season.
- Matt Painter is in his 17th season as head coach at Purdue (371-187, .665). Painter has guided the Boilermakers to 12 NCAA Tournaments.
- Assistant Coach Paul Lusk began his playing career at Iowa in 1990 where he spent two years before transferring to Southern Illinois.

LAST MEETING AGAINST PURDUE

No. 2 Purdue made 12 more free throws than Iowa in a 77-70 Boilermaker victory in both team's Big Ten opener at Mackey Arena in West Lafayette on Dec. 3, 2021.

- Iowa was without leading scorer, Keegan Murray. The sophomore suffered a right ankle injury in the final minutes of Iowa's previous game at Virginia.
- Indianapolis native Tony Perkins scored 12 of his 14 points in the first half.
- Patrick McCaffery netted 12 of his team-high 15 points in the second half.
- Sophomore Josh Ogundele played a season-high 16 minutes, posting career bests in scoring (7) and rebounding (5).
- Kris Murray started his first collegiate game in place of his brother, Keegan. Kris finished the contest with 12 points.
- Iowa's defense forced 17 turnovers, scoring 20 points off the Boilermaker miscues.
- Jaden Ivey and Trevion Williams led Purdue. Ivey netted a game-best 19 points, while Williams totaled 13 points and a game-best 18 rebounds. Williams' 17 defensive rebounds set a school record.

VALUING THE BASKETBALL

The Hawkeyes rank second in the country in assist-to-turnover ratio (1.84); and third in fewest turnovers per game (8.9) and turnover margin (6.1).

McCaffery has continued his mastery of limiting turnovers in 2021-22 with 34 assists and only seven turnovers, boasting a robust 4.85 assist-to-turnover ratio. Joe Toussaint's 2.34 ratio is fifth best in the league and 46th nationally.

Iowa ranked first in the nation in assist-to-turnover ratio (2.02) last season. The Hawkeyes had two players ranked high nationally in assist-to-turnover ratio. Connor McCaffery was fourth in the country with a 3.73 ratio (112 assists; 30 turnovers), while Jordan Bohannon was 13th with a 3.07 ratio (135 assists; 44 turnovers).

At Virginia and versus Illinois, the Hawkeyes committed a season-low four turnovers, tying the third fewest total in a single-game in the Fran McCaffery era. The four turnovers against the Cavaliers are the fourth lowest in any Big Ten/ACC Challenge game.



KEEGAN MURRAY GARNERS HONORS

Keegan Murray has been selected to the Wooden Award Midseason Top 25, the Lute Olson National Player of the Year Award Midseason List, *Sporting News* Second Team All-American, and has been named Big Ten Player of the Week three times this season (Nov. 22; Dec. 20; Jan. 3).

The Hawkeyes have had a student-athlete named to the Wooden Award Mid-Season Top 25 three straight years and four of the last seven seasons. Former Hawkeye Luka Garza was the recipient of the 2021 John R. Wooden Award and was a finalist in 2020 award, while Jarrod Uthoff was a semifinalist in 2016. Garza was also the recipient of the 2021 Lute Olson Award.

Murray and former Hawkeye and All-American Luka Garza are the only Hawkeyes to earn three Big Ten Player of the Week accolades in the same season since the award was started in 1981-82.

Murray powered the Hawkeyes to a 94-75 victory over Utah State on Dec. 18, in Sioux Falls, South Dakota. Murray exploded for a career-best 35 points. He scored 18 straight Hawkeye points spanning 6:08 in the first half. Murray was six points from the arena record. The native of Cedar Rapids, Iowa, also totaled a game-best seven rebounds and had two steals, one block, and an assist. Iowa was +22 when Murray was on the court against the Aggies.

Murray averaged 26.5 points, 13.5 rebounds, 3.0 assists and 2.5 blocks in a pair of wins over N.C. Central and Alabama State. He had a historic stat line against N.C. Central, totaling 27 points, 21 rebounds, and four blocks against the Eagles. He became the fourth Hawkeye over the last five decades, and first since 1977, to score 20+ points and grab 20+ rebounds in a game. Against Alabama State, Murray amassed 26 points, six rebounds, and a career-high four assists. He sank two of Iowa's school-record 20 3-pointers in a 26-point win.

Murray posted game bests in points (29), rebounds (10), and blocks (3), while also dishing out three assists in Iowa's 92-71 win over Western Illinois on Dec. 29. He registered his third double-double of the season and shot a blistering 65 percent from the field, making 13-of-20 attempts.

JORDAN BOHANNON HOLDS 4 IOWA ALL-TIME RECORDS

Jordan Bohannon, competing in his sixth season, is the program's career leader in four statistical categories: assists (665), 3-pointers made (407), games played (162), and free throw percentage (.886, 333-376). His 407 triples are the most in Big Ten history and 145 more than any other Hawkeye.

Bohannon (162) became the NCAA all-time leader in career games played at Wisconsin on Jan. 6, surpassing Ohio State's David Lighty (157 games played between 2007-11). Bohannon ranks fourth in career scoring (1,840) and is 20 points from surpassing Aaron White (1,859) for third.

Bohannon, an honorable mention all-conference honoree in 2021, is one of 30 Division I players over the last 25 years to make 75+ 3-pointers in four seasons.

Bohannon ranked first in the league in 3-point accuracy (.394) and second in 3-pointers made per game (2.58) in 2021. He was second in the conference in assist-to-turnover ratio (3.07) and fourth in assists per contest (4.4).

He is one of only three Division I players since the 1992-93 season to amass more than 625 assists and 360 3-pointers.

Bohannon is one of only three Hawkeyes to post four 100-assist seasons (Jeff Horner, Dean Oliver). He has accumulated seven points-assists double-doubles, the most in school history. Bohannon registered a school-record eight games with 10 or more assists.

IOWA IN BIG TEN STATISTICS

Category	All Games		Conf Only		NCAA	
	Stat	Rank	Stat	Rank	Stat	Rank
Turnover Margin	+6.1	1st	+6.6	1st	+6.1	3rd
Free Throw %	.762	1st	.685	11th	.762	35th
Steals	8.1	1st	8.4	1st	8.1	58th
Scoring Offense	83.1	2nd	73.6	5th	83.1	5th
Assist/TO Ratio	1.8	2nd	1.7	1st	1.8	2nd
Scoring Margin	+13.7	2nd	+2.4	6th	+13.7	19th
Assists	16.5	4th	14.3	7th	16.5	27th
3-Pt. FG Per Game	8.3	4th	6.9	10th	8.3	115th
Blocked Shots	4.8	4th	4.8	2nd	4.8	43rd
3-PT FG Defense	.317	5th	.340	7th	.317	110th
Field Goal %	.465	6th	.433	9th	.465	70th
3-Pt. Field Goal %	.338	10th	.302	13th	.338	177th
Rebound Margin	+0.8	11th	-7.1	12th	+0.8	192nd
FG% Defense	.426	11th	.437	8th	.426	176th
Scoring Defense	69.4	12th	71.3	9th	69.4	186th

Category	Player	All Games		NCAA	
		Stat	Rank	Stat	Rank
FG%	Keegan Murray	.573	5th	.573	28th
Rebounding	Keegan Murray	8.4	6th	8.4	58th
	Filip Rebraca	6.3	19th	6.3	301st
Scoring	Keegan Murray	22.8	1st	22.8	3rd
Steals	Joe Toussaint	1.58	6th	1.58	179th
	Keegan Murray	1.44	8th	1.44	268th
Assists	Joe Toussaint	3.9	9th	3.9	138th
FT Percentage	Keegan Murray	.767	6th	.767	240th
3-pointers	Jordan Bohannon	2.26	10th	2.26	177th
Blocked Shots	Keegan Murray	2.17	4th	2.1	41st
	Kris Murray	1.11	7th	1.11	176th
Assist/TO Ratio	Joe Toussaint	2.34	5th	2.34	46th
Double-Doubles	Keegan Murray	5	4th	5	58th

IOWA'S STATISTICAL COMPARISONS

	All Games	Big Ten	Home Games	Away Games	Iowa Wins	Iowa Losses
Record	14-5	4-4	11-1	3-4	14-0	0-5
Points	83.1	73.6	90.2	71.0	89.2	66.0
Opp. Pts	69.4	71.3	67.8	72.1	67.6	74.4
FG%	.465	.433	.485	.430	.495	.380
FG Def.	.426	.437	.410	.456	.427	.424
3-PT%	.338	.302	.369	.280	.362	.265
3-pt. Def.	.317	.340	.302	.351	.309	.343
FT%	.762	.685	.799	.675	.785	.686
REB	36.9	32.9	39.2	33.0	39.4	29.8
AST	16.6	14.3	17.8	14.3	17.7	13.0
TO	8.9	8.5	9.2	8.6	9.1	8.6
STL	8.1	8.4	8.8	6.9	8.6	6.8
BLK	4.8	4.8	5.1	4.3	4.9	4.6

TWICE AS NICE

Sophomores Keegan and Kris Murray rank first and fourth, respectively, in team scoring. Keegan averages 22.8 points, while Kris averages 9.9 points. Keegan also ranks first on the squad in rebounds per game (8.4), blocks per game (2.16), and free throws made (69), while Kris ranks third on the squad in rebounds per contest (4.5), and first in 3-point accuracy (.411, 23-of-56).



IOWA SIGNS 2 PREP STANDOUTS

JOSH DIX // G, 6-5, 190 // Council Bluffs, Iowa (Council Bluffs High School)

- Three-year team captain
- Two-time first-team all-conference selection and City Player of the Year
- Third team all-state as a sophomore and first-team all-state as a junior
- Shot 50 percent or better from the field his first three seasons of prep basketball
- Averaged a team-best 19.4 points, 7.2 rebounds, 4.3 assists as a junior
- Shot at 54 percent from the field, 38 percent from 3-point range, and 73 percent from the foul line as a junior
- Surpassed 1,000 career points last season
- Averaged 17.5 points, 5.1 rebounds as a sophomore and 10.2 points per contest as a freshman
- Three-time academic all-conference honoree

FRAN McCAFFERY ON JOSH DIX

"Josh is incredibly versatile. He can play multiple positions. He has a great frame. Josh is good with the ball in his hands finding people and getting to the rim. He's physical defensively and is an excellent rebounder for his position. Josh is a winning player. We are really excited about him."

DASONTE BOWEN // G, 6-3, 165 // Boston, Massachusetts (Brewster Academy)

- Ranked No. 91 in the ESPN Top 100 for the Class of 2022
- Averaged 15.2 points, 3.6 rebounds, 2.6 assists, and 1.4 steals while shooting 52.7 percent from the field, 47.4 percent from 3-point range, and 90 percent from the foul line this past summer playing EYBL
- Netted 37 points and seven assists in a game as a sophomore at Worcester Academy
- All-NEPSAC first team honoree as a sophomore
- Played with Hawkeye sophomore Josh Ogundele at Worcester Academy in 2020

FRAN McCAFFERY ON DASONTE BOWEN

"Dasonte is creative and fearless on the basketball court. He has incredible vision and makes plays. Dasonte can step back and hit the three, but he is constantly attacking the defense. He can rebound and score a variety of ways. He is an incredibly unselfish player. We are excited to welcome him to the Hawkeye family."

TOUSSAINT RETURNS TO STARTING LINEUP

Junior Joe Toussaint has been a good floor general so far this season. After starting 20 games in 2019, his role changed to coming off the bench last year with a roster filled with upperclassmen.

Toussaint ranks ninth in the Big Ten in assists per game (3.9) and fifth in assist-to-turnover ratio (2.34). He has already surpassed his 3-point field goals made mark from a year ago at the midway point of this season (7).

The native of Bronx, New York, nearly registered his second points-assists double-double of the season on Jan. 3, against Maryland, totaling nine points and posting game bests in assists (9) and steals (3).

Toussaint scored the game-winning bucket with eight seconds remaining at Virginia on Nov. 29.

He was all over the floor in the opener versus Longwood tallying nine points, four assists, and four of Iowa's six steals. Against Alabama State, he totaled a career-high 11 assists and a season-high 11 points.

STEALING THE ROCK

Iowa ranks first in the Big Ten and 58th nationally in steals per game (8.1) through 19 games. The last time a Hawkeye team led the conference in steals was during the 2016-17 season (8.1 per game).

IOWA VS. RANKED TEAMS

Iowa is 0-3 against ranked opponents this season, losing all three games on the road at No. 2 Purdue (77-70), at No. 17 Iowa State (73-53), and at No. 23 Wisconsin (87-78).

The Hawkeyes won 15 games over ranked foes the previous two seasons, the most in the country.

Below are Iowa's most recent victories over nationally-ranked opponents:

At Home:	77-73 over 25th-ranked Wisconsin, 3/4/21 79-66 over 25th-ranked Rutgers, 2/10/21 86-71 over 16th-ranked Minnesota, 1/10/21 87-72 over 19th-ranked Northwestern, 12/29/20 93-80 over 16th-ranked North Carolina, 12/8/20
On the Road:	73-57 over 4th-ranked Ohio State, 2/28/21 77-62 over 21st-ranked Wisconsin, 2/18/21 77-75 over 14th-ranked Rutgers, 1/2/21 59-57 over 21st-ranked Wisconsin, 3/2/17
Neutral Court:	72-61 over 12th-ranked Texas Tech, 11/28/19 79-72 over 22nd-ranked Cincinnati, 3/22/19 77-69 over 13th-ranked Oregon, 11/15/18

SPOTLIGHTING KEEGAN MURRAY'S DOMINATING EFFORT

Keegan Murray posted 27 points, 21 rebounds, four blocks, and two assists in Iowa's win over North Carolina Central on Nov. 16. He accomplished something that has not been done in over four decades by a Hawkeye.

Murray is the first Hawkeye to total 25+ points and 20+ rebounds in a game since Bruce King in 1977. King had 31 points and 21 rebounds vs. Ohio State in 1977.

Murray is one of four players over the last five decades to post a 20-20 game: Kevin Kunnert (24-23) vs. Illinois in 1972; Fred Haberecht (29-20) vs. Wisconsin in 1975; Bruce King (42-20) vs. Pittsburgh in 1976; Bruce King (31-21) vs. Ohio State in 1977.

The last Big Ten player to have a 20-20 performance was Purdue's Trevion Williams at Michigan on Jan. 9, 2020 (36-20).

Murray is the first Hawkeye since Greg Brunner in 2006 to grab 20+ rebounds in a game; Brunner had 23 against Minnesota on Jan. 18, 2006.

Murray is the first major conference player with 27+ points, 21+ rebounds, and 4+ blocks since Kansas State's Michael Beasley versus Sacramento State on Nov. 9, 2007.

McCAFFERY CLIMBING WINS CHART

Fran McCaffery and the Hawkeyes have reached 20 wins seven of the last nine seasons. McCaffery and Tom Davis (10) are the only Iowa coaches to win 20 or more games in at least seven seasons.

Among Iowa's head basketball coaches, McCaffery ranks second in tournament appearances behind Davis (9). Davis is Iowa's all-time winningest coach, while McCaffery is second.

RECENT GRADUATES PLAYING PROFESSIONAL BASKETBALL

A number of recent Iowa basketball graduates are playing professionally: Joe Wieskamp (NBA San Antonio Spurs), Luka Garza (NBA Detroit Pistons), Jarrod Uthoff (Japan), Devyn Marble (Israel), Tyler Cook (NBA Chicago Bulls), Anthony Clemmons (Italy), Gabriel Olaseni (Turkey), Ryan Kriener (Matsuyama), Bakari Evelyn (Germany), Peter Jok (France), Melsahn Basabe (Puerto Rico), and Aaron White (Serbia).



HAWKEYE FASTBREAKS

- The Hawkeyes are 12-0 this season when outrebounding their opponents and 7-0 when Iowa shoot 50 percent or better from the field.
- Keegan Murray and Kansas State's Michael Beasley (2007-08) are the only two players from a major conference to score 24+ points in each of their first five games of the season over the last 15 years. He is one of three Big Ten players since the 2002-03 season with six consecutive 20-point games to start the season.
- Iowa posted school single-game records in 3-pointers made (20) and attempted (44) against Alabama State on Nov. 18, besting the previous records of 19-of-43 against Savannah State on Dec. 22, 2018. Iowa's 20 3-pointers made equals the Carver-Hawkeye Arena record (20 by Purdue on Jan. 20, 2018).
- The Hawkeyes topped the century mark in three of its first five games (Longwood, Alabama State, Western Michigan). The last time an Iowa team scored 100+ points in three of its first five games was the start of the 1997-98 season.
- Iowa is 121-27 when scoring 80 points or more, the last 12 seasons. The Hawkeyes are 88-3 when holding opponents to fewer than 61 points, the last 12 years.
- Iowa is the only Division I program with two sets of brothers on the 2021-22 roster, with one being identical twins. Connor and Patrick McCaffery are two years apart, while Keegan and Kris Murray are identical twins. The Murray twins are one of five twins on Division I rosters this season (Arizona State, San Diego State, SIUE, and Wisconsin).
- The Hawkeyes have won seven of their last nine, including four straight, Big Ten/ACC Challenge games.
- Virginia has allowed 75+ points at home only six times under head coach Tony Bennett. Iowa has accounted for two of those six (75 in 2021 and 75 in 2013).
- Iowa has won 77 of its last 82 nonconference home games, dating back to 2012.
- The Hawkeyes have won 10 or more Big Ten games six of the last seven seasons.
- Iowa has won an NCAA Tournament game each of its last four tournament appearances.
- Iowa has qualified for five NCAA tournaments over the last seven completed seasons (2014-16, 2019, 2021) and eight postseason tournaments over the last nine completed seasons (5 NCAA; 3 NIT).
- Iowa has won 14 home games each of the last three seasons. The Hawkeyes have averaged just over 13 home victories since Fran McCaffery's arrival in Iowa City in 2011.
- Florida State has won an NCAA-record 13 straight overtime games, dating back to January, 2018. The last team to beat the Seminoles in overtime was Iowa (78-75) on Dec. 2, 2015, in Iowa City. That game featured 21 lead changes.

KEEGAN MURRAY TABBED PRESEASON ALL-BIG TEN

Sophomore forward Keegan Murray was named to the 2021-22 Big Ten Preseason Player of the Year.

It marks the third straight season that one or more Hawkeyes have been selected to the preseason list, voted upon by a selected panel of media. Joe Wieskamp was selected in 2019 and 2020, while Luka Garza was tabbed the Big Ten Preseason Player of the Year in November 2020.

Murray is one of the league's top emerging players after being named to the five-player All-Big Ten Freshman Team a year ago. The Cedar Rapids, Iowa, native was one of only five players nationally -- and only bench player -- to amass 200 points, 35 blocks, 25 steals, and 15 3-pointers. He was the team's leading scorer (7.8) and rebounder (5.5) off the bench in conference play. Murray led team in blocks 12 times and steals five times. The 6-foot-8 forward was second on the team in steals (26) and ranked 11th in the Big Ten in blocked shots per game (1.26). His 39 blocks tie for fourth most by a freshman in program history.

Murray totaled 13 points, seven rebounds, four blocks, three assists, and a steal in Iowa's first-round victory over Grand Canyon to become the first Hawkeye ever to stuff the stat sheet with those numbers in an NCAA Tournament contest.

IOWA HISTORY


Iowa has played 2,891 games since beginning basketball in 1902. Iowa's overall record is 1,706-1,185 (.590). Iowa's 1,706 wins are 36th most among Division I programs. That includes a 1,093-375 (.744) record in home games, a 613-810 (.431) record in contests away from Iowa City, an 806-809 (.499) mark in Big Ten games and a 497-149 (.769) record in Carver-Hawkeye Arena.

COACHING EXPERIENCE

Fran McCaffery has the most experienced coaching staffs in the country. The Iowa men's basketball staff has 75 years of combined collegiate head coaching experience and more than 125 years of collegiate coaching under their belts.

Coach	Years
Fran McCaffery _____	26 years
Kirk Speraw _____	20 years
Sherman Dillard _____	10 years
Billy Taylor _____	14 years
Al Seibert _____	5 years

GAME 20: IOWA vs PURDUE



AUSTIN ASH

#13 • Guard
6-3 • 180 • RS-Senior
Cedar Rapids, Iowa
Mount Vernon HS

SEASON HIGHS

POINTS..... 8 vs. PORTLAND STATE (11/26/21)
 FGM..... 3 vs. PORTLAND STATE (11/26/21)
 FGA..... 5, 2X, LAST vs. WESTERN MICHIGAN (11/22/21)
 3-PT FGM..... 2 vs. PORTLAND STATE (11/26/21)
 3-PT FGA..... 5 vs. ALABAMA STATE (11/18/21)
 FTM..... 3, 2X, LAST vs. KANSAS CITY (11/12/21)
 FTA..... 4, 2X, LAST vs. KANSAS CITY (11/12/21)
 REB..... 2, 2X, LAST vs. SE LOUISIANA (12/21/21)
 AST..... 2, 2X, LAST vs. WESTERN MICHIGAN (11/22/21)
 STL.....
 BLK.....
 MIN..... 13 vs. LONGWOOD (11/9/21)

CAREER HIGHS

POINTS..... 9 vs. SAVANNAH ST (12/22/18)
 FGM..... 3, 2X, LAST vs. PORTLAND STATE (11/26/21)
 FGA..... 9 vs. SAVANNAH ST (12/22/18)
 3-PT FGM..... 3 vs. SAVANNAH ST (12/22/18)
 3-PT FGA..... 8 vs. SAVANNAH ST (12/22/18)
 FTM..... 3, 2X, LAST vs. KANSAS CITY (11/12/21)
 FTA..... 4, 2X, LAST vs. KANSAS CITY (11/12/21)
 REB..... 2, 4X, LAST vs. SE LOUISIANA (12/21/21)
 AST..... 2, 3X, LAST vs. WESTERN MICHIGAN (11/22/21)
 STL..... 2 AT INDIANA (2/13/20)
 BLK.....
 MIN..... 19 vs. SAVANNAH ST (12/22/18)

Opponent	Date	GS	MIN	Total		3-Pointers		Free throws		Rebounds			PF	A	TO	BLK	STL	PTS	AVG	
				FG-FGA	PCT	3FG-3FGA	PCT	FT-FTA	PCT	OFF	DEF	TOT								AVG
Longwood	11/09/2021		13:08	0-3	.000	0-3	.000	3-4	.750	0	0	0	0.0	2	2	1	0	0	3	3.0
Kansas City	11/12/2021		05:28	1-2	.500	0-1	.000	3-4	.750	0	0	0	0.0	1	1	2	0	0	5	4.0
N.C. Central	11/16/2021		00:50	0-0	.000	0-0	.000	0-0	.000	0	0	0	0.0	0	0	0	0	0	2	7
Alabama St.	11/18/2021		08:03	1-5	.200	1-5	.200	0-0	.000	0	0	0	0.0	1	1	0	0	0	3	2.8
Western Mich.	11/22/2021		07:59	2-5	.400	0-1	.000	0-0	.000	1	0	1	0.2	0	2	1	0	0	4	3.0
Portland St.	11/26/2021		05:18	3-3	1.000	2-2	1.000	0-0	.000	1	1	2	0.5	0	0	0	0	0	8	3.8
vs Utah St.	12/18/2021		02:24	0-2	.000	0-2	.000	0-0	.000	0	0	0	0.4	0	0	0	0	0	0	3.3
Southeastern La.	12/21/2021		04:39	2-4	.500	0-2	.000	0-0	.000	1	1	2	0.6	0	0	0	0	0	4	3.4
Western Ill.	12/29/2021		02:48	1-1	1.000	0-0	.000	0-0	.000	0	0	0	0.6	0	0	0	0	0	2	3.2
at Wisconsin	01/06/2022		01:02	1-1	1.000	0-0	.000	0-0	.000	0	0	0	0.5	0	0	0	0	0	2	3.1
at Rutgers	01/19/2022		00:02	0-0	.000	0-0	.000	0-0	.000	0	0	0	0.5	0	0	0	0	0	0	2.8
Totals		0	51:41	11-26	.423	3-16	.188	6-8	.750	3	2	5	0.5	4	6	4	0	0	31	2.8

CAREER STATISTICS

YEAR	G/GS	FG-A	PCT	3-PT	PCT	FT-A	PCT	REB	AVG	PF-FO	AST	TO	BLK	STL	PTS	AVG
Fresh.	9/0	5-18	.278	5-16	.313	0-1	.000	5	0.6	1-0	4	0	0	3	15	1.7
Soph.	8/0	3-12	.250	3-11	.273	3-4	.750	5	0.6	3-0	2	2	0	3	12	1.5
Junior	9/0	6-15	.400	3-8	.333	0-0	.000	4	0.4	1-0	2	0	0	1	15	1.7
Senior	11/0	11-26	.423	3-16	.188	6-8	.750	5	0.5	4-0	6	4	0	0	31	2.8
TOTALS	37/0	25-71	.352	14-52	.269	9-13	.692	19	0.5	9-0	14	6	0	7	73	2.0



JORDAN BOHANNON

#3 • Guard
6-1 • 175 • Sixth Year
Marion, Iowa
Linn-Mar HS

SEASON HIGHS

POINTS..... 20 AT VIRGINIA (11/29/21)
 FGM..... 7 AT VIRGINIA (11/29/21)
 FGA..... 12, 2X, LAST AT IOWA STATE (12/9/21)
 3-PT FGM..... 6, 2X, LAST AT VIRGINIA (11/29/21)
 3-PT FGA..... 10 AT RUTGERS (1/19/22)
 FTM..... 6, 3X, LAST vs. INDIANA (1/13/22)
 FTA..... 7 vs. INDIANA (1/13/22)
 REB..... 3 AT MINNESOTA (1/16/22)
 AST..... 3, 4X, LAST AT WISCONSIN (1/6/22)
 STL..... 3, 2X, LAST AT MINNESOTA (1/16/22)
 BLK.....
 MIN..... 33 vs. PENN STATE (1/22/22)

CAREER HIGHS

POINTS..... 30 vs. UAB (11/22/17)
 FGM..... 10, 2X, LAST vs. NEBRASKA (1/6/19)
 FGA..... 18 AT NOTRE DAME (11/29/16)
 3-PT FGM..... 8, 2X, LAST vs. NEBRASKA (3/4/21)
 3-PT FGA..... 16 vs. NORTH CAROLINA (12/8/20)
 FTM..... 10, 2X, LAST vs. NEBRASKA (1/6/19)
 FTA..... 10, 4X, LAST vs. NEBRASKA (1/7/19)
 REB..... 7, 2X, LAST AT INDIANA (2/7/21)
 AST..... 14 vs. MINNESOTA (1/10/21)
 STL..... 6 vs. PITTSBURGH (11/27/18)
 BLK..... 1, 2X, LAST AT MINNESOTA (2/8/17)
 MIN..... 45 AT MINNESOTA (2/8/17)

Opponent	Date	GS	MIN	Total		3-Pointers		Free throws		Rebounds			PF	A	TO	BLK	STL	PTS	AVG	
				FG-FGA	PCT	3FG-3FGA	PCT	FT-FTA	PCT	OFF	DEF	TOT								AVG
Longwood	11/09/2021	*	17:02	6-8	.750	6-8	.750	0-0	.000	0	0	0	0.0	1	1	0	0	1	18	18.0
Kansas City	11/12/2021	*	24:12	4-8	.500	3-5	.600	2-2	1.000	0	2	2	1.0	2	1	0	0	0	13	15.5
N.C. Central	11/16/2021	*	24:41	1-10	.100	1-9	.111	4-4	1.000	0	2	2	1.3	0	1	0	0	0	7	12.7
Alabama St.	11/18/2021	*	21:47	4-8	.500	4-8	.500	0-0	.000	0	1	1	1.3	1	0	0	0	1	12	12.5
Western Mich.	11/22/2021	*	19:14	2-7	.286	1-5	.200	0-0	.000	0	0	0	1.0	1	3	1	0	3	5	11.0
Portland St.	11/26/2021	*	24:36	1-4	.250	0-3	.000	3-3	1.000	0	0	0	0.8	0	1	0	0	1	5	10.0
at Virginia	11/29/2021	*	30:42	7-12	.583	6-9	.667	0-0	.000	0	1	1	0.9	3	2	0	0	0	20	11.4
at Purdue	12/03/2021	*	22:16	2-5	.400	0-2	.000	0-0	.000	0	1	1	0.9	2	1	1	0	0	4	10.5
Illinois	12/06/2021	*	16:41	2-5	.400	0-1	.000	0-0	.000	0	0	0	0.8	2	1	1	0	0	4	9.8
at Iowa St.	12/09/2021	*	31:02	4-12	.333	3-8	.375	6-6	1.000	1	1	2	0.9	2	0	2	0	0	17	10.5
vs Utah St.	12/18/2021	*	21:37	4-7	.571	2-5	.400	1-1	1.000	0	1	1	0.9	3	2	1	0	1	11	10.5
Southeastern La.	12/21/2021	*	22:49	4-8	.500	4-8	.500	1-2	.500	0	2	2	1.0	0	3	0	0	0	13	10.8
Western Ill.	12/29/2021	*	24:25	3-9	.333	1-6	.167	6-6	1.000	0	1	1	1.0	2	3	1	0	0	13	10.9
Maryland	01/03/2022	*	27:28	1-5	.200	1-4	.250	5-6	.833	0	1	1	1.0	2	1	0	0	0	8	10.7
at Wisconsin	01/06/2022	*	29:10	3-6	.500	3-6	.500	3-6	.500	0	1	1	1.0	2	3	0	0	0	12	10.8
Indiana	01/13/2022	*	28:42	2-11	.182	1-7	.143	6-7	.857	0	0	0	0.9	1	1	0	0	1	11	10.8
at Minnesota	01/16/2022	*	30:08	3-11	.273	2-8	.250	4-4	1.000	1	2	3	1.1	2	2	1	0	3	12	10.9
at Rutgers	01/19/2022	*	27:33	2-11	.182	2-10	.200	0-0	.000	0	1	1	1.1	2	0	1	0	0	6	10.6
Penn St.	01/22/2022	*	32:48	3-8	.375	3-7	.429	2-2	1.000	0	2	2	1.1	1	0	1	0	1	11	10.6
Totals		19	476:54	58-155	.374	43-119	.361	43-49	.878	2	19	21	1.1	29	26	10	0	12	202	10.6

CAREER STATISTICS

YEAR	G/GS	FG-A	PCT	3-PT	PCT	FT-A	PCT	REB	AVG	PF-FO	AST	TO	BLK	STL	PTS	AVG
Fresh.	34/28	118-304	.388	89-214	.416	47-55	.855	76	2.2	55-0	175	76	2	29	372	10.9
Soph.	33/33	137-324	.423	96-223	.430	75-83	.904	74	2.2	59-0	178	68	0	22	445	13.5
Junior	35/35	112-294	.381	79-206	.383	102-117	.880	84	2.4	61-0	118	58	0	23	405	11.6
Senior	10/6	25-84	.298	20-61	.328	18-18	1.000	16	1.6	17-0	33	11	0	8	88	8.8
RS-Sen.	31/31	100-257	.389	80-205	.390	48-54	.889	96	3.1	35-0	135	44	0	16	328	10.6
Sixth Yr.	19/19	58-155	.374	43-119	.361	43-49	.878	21	1.1	29-0	26	10	0	12	202	10.6
TOTALS	162/152	550-1418	.388	407-1028	.396	333-376	.886	367	2.3	256-0	665	267	2	110	1,840	11.4

GAME 20: IOWA vs PURDUE



LUC LAKETA

#25 • Guard
6-5 • 180 • Freshman
Concord, Michigan
Hanover Horton HS

SEASON HIGHS

POINTS.....3, 2X, LAST VS. WESTERN MICHIGAN (11/22/21)
 FGM.....1, 2X, LAST VS. WESTERN MICHIGAN (11/22/21)
 FGA.....1, 4X, LAST VS. PORTLAND STATE (11/26/21)
 3-PT FGM.....1, 2X, LAST VS. WESTERN MICHIGAN (11/22/21)
 3-PT FGA.....1, 3X, LAST VS. WESTERN MICHIGAN (11/22/21)
 FTM
 FTA
 REB 1 VS. PORTLAND STATE (11/26/21)
 AST.....1 VS. SE LOUISIANA (12/21/21)
 STL 1 VS. WESTERN MICHIGAN (11/22/21)
 BLK.....
 MIN..... 6 VS. WESTERN MICHIGAN (11/22/21)

CAREER HIGHS

POINTS.....3, 2X, LAST VS. WESTERN MICHIGAN (11/22/21)
 FGM.....1, 2X, LAST VS. WESTERN MICHIGAN (11/22/21)
 FGA.....1, 4X, LAST VS. PORTLAND STATE (11/26/21)
 3-PT FGM.....1, 2X, LAST VS. WESTERN MICHIGAN (11/22/21)
 3-PT FGA.....1, 3X, LAST VS. WESTERN MICHIGAN (11/22/21)
 FTM
 FTA
 REB 1 VS. PORTLAND STATE (11/26/21)
 AST.....1 VS. SE LOUISIANA (12/21/21)
 STL 1 VS. WESTERN MICHIGAN (11/22/21)
 BLK.....
 MIN..... 6 VS. WESTERN MICHIGAN (11/22/21)

Opponent	Date	GS	MIN	Total		3-Pointers		Free throws		Rebounds				PF A TO BLK STL PTS AVG						
				FG-FGA	PCT	3FG-3FGA	PCT	FT-FTA	PCT	OFF	DEF	TOT	AVG	PF	A	TO	BLK	STL	PTS	AVG
Longwood	11/09/2021		02:33	0-0	.000	0-0	.000	0-0	.000	0	0	0	0.0	0	0	0	0	0	0.0	
Kansas City	11/12/2021		04:45	0-1	.000	0-1	.000	0-0	.000	0	0	0	0.0	0	0	0	0	0	0.0	
Alabama St.	11/18/2021		02:17	1-1	1.000	1-1	1.000	0-0	.000	0	0	0	0.0	0	0	0	0	0	3 1.0	
Western Mich.	11/22/2021		06:06	1-1	1.000	1-1	1.000	0-0	.000	0	0	0	0.0	0	0	0	1	3	1.5	
Portland St.	11/26/2021		02:11	0-1	.000	0-0	.000	0-0	.000	1	0	1	0.2	0	0	0	0	0	1.2	
Southeastern La.	12/21/2021		02:39	0-0	.000	0-0	.000	0-0	.000	0	0	0	0.2	0	1	1	0	0	1.0	
Western Ill.	12/29/2021		01:47	0-0	.000	0-0	.000	0-0	.000	0	0	0	0.1	0	0	0	0	0	0.9	
Totals		0	22:18	2-4	.500	2-3	.667	0-0	.000	1	0	1	0.1	0	1	0	1	0	6	0.9

CAREER STATISTICS

YEAR	G/GS	FG-A	PCT	3-PT	PCT	FT-A	PCT	REB	AVG	PF-FO	AST	TO	BLK	STL	PTS	AVG
Fresh.	7/0	2-4	.500	2-3	.667	0-0	.000	1	0.1	0-0	1	1	0	1	6	0.9



CONNOR MCCAFFERY

#30 • Guard/Forward
6-5 • 205 • RS-Senior
Iowa City, Iowa
West HS

SEASON HIGHS

POINTS..... 3, 2X, LAST VS. ALABAMA STATE (11/18/21)
 FGM..... 1, 2X, LAST VS. ALABAMA STATE (11/18/21)
 FGA..... 3 VS. WESTERN MICHIGAN (11/22/21)
 3-PT FGM..... 1, 4X, LAST VS. INDIANA (1/13/22)
 3-PT FGA..... 5 AT PURDUE (12/3/21)
 FTM 2, 3X, LAST VS. INDIANA (1/13/22)
 FTA 4 VS. SE LOUISIANA (12/21/21)
 REB 8 VS. SE LOUISIANA (12/21/21)
 AST..... 7 VS. PORTLAND STATE (11/26/21)
 STL 3 VS. INDIANA (1/13/22)
 BLK.....
 MIN..... 22 VS. WESTERN MICHIGAN (11/22/21)

CAREER HIGHS


POINTS.....19 VS. CONNECTICUT (11/16/18)
 FGM.....6 AT MICHIGAN STATE (2/13/21)
 FGA.....9 AT ILLINOIS (1/29/21)
 3-PT FGM.....4 AT MICHIGAN STATE (2/13/21)
 3-PT FGA.....8 VS. PURDUE (3/3/20)
 FTM9 VS. CONNECTICUT (11/16/18)
 FTA11 VS. CONNECTICUT (11/16/18)
 REB13 VS. MICHIGAN (1/17/20)
 AST.....10 AT MARYLAND (1/7/21)
 STL.....3, 8X, LAST VS. INDIANA (1/13/22)
 BLK.....1, 8X, LAST VS. ILLINOIS (3/13/21)
 MIN.....39 AT MINNESOTA (2/16/20)

Opponent	Date	GS	MIN	Total		3-Pointers		Free throws		Rebounds				PF A TO BLK STL PTS AVG						
				FG-FGA	PCT	3FG-3FGA	PCT	FT-FTA	PCT	OFF	DEF	TOT	AVG	PF	A	TO	BLK	STL	PTS	AVG
Longwood	11/09/2021		13:55	1-1	1.000	1-1	1.000	0-0	.000	1	6	7	7.0	0	0	0	0	0	3 3.0	
Kansas City	11/12/2021		13:03	0-1	.000	0-1	.000	0-0	.000	1	2	3	5.0	1	3	0	0	0	1.5	
N.C. Central	11/16/2021		21:08	0-1	.000	0-1	.000	2-2	1.000	0	1	1	3.7	3	3	1	0	1	2 1.7	
Alabama St.	11/18/2021	*	18:11	1-1	1.000	0-0	.000	1-2	.500	2	2	4	3.8	2	3	1	0	1	3 2.0	
Western Mich.	11/22/2021	*	22:13	0-3	.000	0-3	.000	0-0	.000	0	2	2	3.4	1	2	0	0	0	1.6	
Portland St.	11/26/2021		18:44	0-1	.000	0-0	.000	0-0	.000	0	3	3	3.3	2	7	0	0	2	0 1.3	
at Virginia	11/29/2021		12:49	0-1	.000	0-1	.000	0-0	.000	1	2	3	3.3	0	2	0	0	0	1.1	
at Purdue	12/03/2021		19:09	0-5	.000	0-5	.000	0-0	.000	0	2	2	3.1	2	1	0	0	1	0 1.0	
Illinois	12/06/2021		15:15	1-2	.500	1-2	.500	0-0	.000	0	0	0	2.8	3	1	0	0	1	3 1.2	
at Iowa St.	12/09/2021		08:05	0-0	.000	0-0	.000	0-0	.000	1	0	1	2.6	0	1	1	0	0	0 1.1	
vs Utah St.	12/18/2021		16:22	0-1	.000	0-1	.000	0-0	.000	0	1	1	2.5	1	2	0	0	0	0 1.0	
Southeastern La.	12/21/2021		18:24	1-1	1.000	1-1	1.000	2-4	.500	2	6	8	2.9	1	2	1	0	0	5 1.3	
Western Ill.	12/29/2021		10:14	0-0	.000	0-0	.000	0-0	.000	0	1	1	2.8	0	0	0	0	0	0 1.2	
Maryland	01/03/2022		18:15	0-1	.000	0-1	.000	1-2	.500	0	1	1	2.6	3	1	1	0	1	1 1.2	
at Wisconsin	01/06/2022		14:59	0-0	.000	0-0	.000	0-0	.000	1	0	1	2.5	5	2	0	0	1	0 1.1	
Indiana	01/13/2022		20:10	1-2	.500	1-2	.500	2-2	1.000	0	1	1	2.4	1	1	0	0	3	5 1.4	
at Rutgers	01/19/2022		09:15	0-1	.000	0-1	.000	0-0	.000	0	3	3	2.5	2	0	1	0	0	0 1.3	
Penn St.	01/22/2022		16:24	0-3	.000	0-2	.000	0-0	.000	1	2	3	2.5	1	3	1	0	0	0 1.2	
Totals		2	286:35	5-25	.200	4-22	.182	8-12	.667	10	35	45	2.5	28	34	7	0	11	22	1.2

CAREER STATISTICS

YEAR	G/GS	FG-A	PCT	3-PT	PCT	FT-A	PCT	REB	AVG	PF-FO	AST	TO	BLK	STL	PTS	AVG
Fresh.	4/0	2-3	.667	1-2	.500	3-4	.750	4	1.0	2-0	7	4	0	2	8	2.0
RS-Fresh.	34/0	35-97	.361	6-29	.207	73-97	.753	49	1.4	61-0	102	43	3	23	149	4.4
Soph.	31/31	55-160	.344	33-97	.340	50-64	.781	124	4.0	80-2	124	27	3	35	193	6.2
Junior	31/31	33-102	.324	18-65	.277	17-29	.586	97	3.1	81-1	112	30	2	19	101	3.3
Senior	18/2	5-25	.200	4-22	.182	8-12	.667	45	2.5	28-1	34	7	0	11	22	1.2
TOTALS	118/64	130-387	.336	62-215	.288	151-206	.733	319	2.7	252-4	379	111	8	90	473	4.0

GAME 20: IOWA vs PURDUE



PATRICK MCCAFFERY

#22 • Forward
6-9 • 200 • RS-Soph.
Iowa City, Iowa
West HS

SEASON HIGHS

POINTS.....16 vs. SE LOUISIANA (12/21/21)
 FGM..... 5, 5X, LAST vs. SE LOUISIANA (12/21/21)
 FGA..... 13 AT PURDUE (12/3/21)
 3-PT FGM..... 3 vs. PENN STATE (1/22/22)
 3-PT FGA..... 6 vs. PENN STATE (1/22/22)
 FTM 7 AT PURDUE (12/3/21)
 FTA 10 AT PURDUE (12/3/21)
 REB 7 AT WISCONSIN (1/6/22)
 AST..... 4, 2X, LAST vs. PENN STATE (1/22/22)
 STL 3 vs. INDIANA (1/13/22)
 BLK..... 2, 2X, LAST vs. PENN STATE (1/22/22)
 MIN..... 31 AT RUTGERS (1/19/22)


CAREER HIGHS

POINTS..... 19 vs. NEBRASKA (3/4/21)
 FGM..... 8 vs. NEBRASKA (3/4/21)
 FGA..... 13, 2X, LAST AT PURDUE (12/3/21)
 3-PT FGM..... 3, 2X, LAST vs. PENN STATE (1/22/22)
 3-PT FGA..... 6, 2X, LAST vs. PENN STATE (1/22/22)
 FTM 7 AT PURDUE (12/3/21)
 FTA 10 AT PURDUE (12/3/21)
 REB 6, 3X, LAST vs. UTAH STATE (12/18/21)
 AST..... 4, 2X, LAST vs. PENN STATE (1/22/22)
 STL 3 vs. INDIANA (1/13/22)
 BLK..... 2, 4X, LAST vs. PENN STATE (1/22/22)
 MIN..... 31 AT RUTGERS (1/19/22)

Opponent	Date	GS	MIN	Total		3-Pointers		Free throws		Rebounds				PF	A	TO	BLK	STL	PTS	AVG	
				FG-FGA	PCT	3FG-3FGA	PCT	FT-FTA	PCT	OFF	DEF	TOT	AVG								
Longwood	11/09/2021	*	21:41	3-6	.500	0-3	.000	5-6	.833	0	4	4	4.0	0	4	2	0	0	11	11.0	
Kansas City	11/12/2021	*	22:56	5-10	.500	0-1	.000	0-0	.000	1	1	2	3.0	0	2	0	0	1	10	10.5	
N.C. Central	11/16/2021	*	22:53	4-11	.364	1-4	.250	6-6	1.000	1	0	1	2.3	0	1	2	0	0	15	12.0	
Portland St.	11/26/2021	*	19:57	5-10	.500	1-3	.333	3-3	1.000	0	2	2	2.3	0	1	1	0	1	14	12.5	
at Virginia	11/29/2021	*	24:10	3-6	.500	1-1	1.000	0-0	.000	1	2	3	2.4	0	3	0	1	1	7	11.4	
at Purdue	12/03/2021	*	28:09	4-13	.308	0-4	.000	7-10	.700	0	5	5	2.8	2	3	0	0	0	15	12.0	
Illinois	12/06/2021	*	23:56	5-11	.455	2-2	1.000	0-1	.000	1	1	2	2.7	1	0	0	0	0	12	12.0	
at Iowa St.	12/09/2021	*	25:35	2-9	.222	1-5	.200	2-2	1.000	0	4	4	2.9	1	1	1	0	7	11.4		
vs Utah St.	12/18/2021	*	21:29	5-9	.556	1-3	.333	1-2	.500	0	6	6	3.2	1	3	1	0	2	12	11.4	
Southeastern La.	12/21/2021	*	25:44	5-10	.500	2-4	.500	4-4	1.000	0	3	3	3.2	0	2	0	0	2	16	11.9	
Western Ill.	12/29/2021	*	23:32	4-8	.500	1-2	.500	2-2	1.000	0	3	3	3.2	0	1	2	2	0	11	11.8	
Maryland	01/03/2022	*	21:45	2-8	.250	1-2	.500	0-0	.000	2	3	5	3.3	0	0	0	0	0	5	11.3	
at Wisconsin	01/06/2022	*	26:28	4-10	.400	0-2	.000	2-3	.667	1	6	7	3.6	4	3	0	1	0	10	11.2	
Indiana	01/13/2022	*	19:50	1-4	.250	0-0	.000	3-4	.750	1	0	1	3.4	0	0	0	0	3	5	10.7	
at Minnesota	01/16/2022	*	31:28	4-11	.364	2-5	.400	2-4	.500	0	3	3	3.4	0	1	1	0	1	12	10.8	
at Rutgers	01/19/2022	*	30:45	4-12	.333	1-5	.200	2-4	.500	1	2	3	3.4	0	2	0	1	1	11	10.8	
Penn St.	01/22/2022	*	27:12	4-9	.444	3-6	.500	0-0	.000	0	2	2	3.3	1	4	0	2	2	11	10.8	
Totals			17	417:30	64-157	.408	17-52	.327	39-51	.765	9	47	56	3.3	10	31	10	8	14	184	10.8

CAREER STATISTICS

YEAR	G/GS	FG-A	PCT	3-PT	PCT	FT-A	PCT	REB	AVG	PF-FO	AST	TO	BLK	STL	PTS	AVG
Fresh.	2/0	3-10	.300	0-4	.000	0-0	.000	5	2.5	2-0	1	0	0	1	6	3.0
RS-Fresh.	31/0	60-137	.438	13-43	.302	29-41	.707	83	2.7	20-0	28	13	12	11	162	5.2
Soph.	17/17	64-157	.408	17-52	.327	39-51	.765	56	3.3	10-0	31	10	8	14	184	10.8
TOTALS	50/17	127-304	.418	30-99	.303	68-92	.739	144	2.9	32-0	60	23	20	26	352	7.0



RILEY MULVEY

#44 • Forward
6-11 • 245 • Freshman
Rotterdam, New York
St. Thomas More

SEASON HIGHS

POINTS..... 8 vs. WESTERN MICHIGAN (11/22/21)
 FGM 3 vs. WESTERN MICHIGAN (11/22/21)
 FGA 5 vs. WESTERN MICHIGAN (11/22/21)
 3-PT FGM..... - - -
 3-PT FGA..... - - -
 FTM 2, 2X, LAST vs. WESTERN MICHIGAN (11/22/21)
 FTA 2, 2X, LAST vs. WESTERN MICHIGAN (11/22/21)
 REB 5 vs. ALABAMA STATE (11/18/21)
 AST..... 1, 2X, LAST vs. SE LOUISIANA (12/21/21)
 STL - - -
 BLK..... 1, 2X, LAST vs. WESTERN ILLINOIS (12/29/21)
 MIN..... 13 vs. WESTERN MICHIGAN (11/22/21)

CAREER HIGHS

POINTS..... 8 vs. WESTERN MICHIGAN (11/22/21)
 FGM 3 vs. WESTERN MICHIGAN (11/22/21)
 FGA 5 vs. WESTERN MICHIGAN (11/22/21)
 3-PT FGM..... - - -
 3-PT FGA..... - - -
 FTM 2, 2X, LAST vs. WESTERN MICHIGAN (11/22/21)
 FTA 2, 2X, LAST vs. WESTERN MICHIGAN (11/22/21)
 REB 5 vs. ALABAMA STATE (11/18/21)
 AST..... 1, 2X, LAST vs. SE LOUISIANA (12/21/21)
 STL - - -
 BLK..... 1, 2X, LAST vs. WESTERN ILLINOIS (12/29/21)
 MIN..... 13 vs. WESTERN MICHIGAN (11/22/21)

Opponent	Date	GS	MIN	Total		3-Pointers		Free throws		Rebounds				PF	A	TO	BLK	STL	PTS	AVG	
				FG-FGA	PCT	3FG-3FGA	PCT	FT-FTA	PCT	OFF	DEF	TOT	AVG								
Longwood	11/09/2021		10:07	0-1	.000	0-0	.000	0-0	.000	0	1	1	1.0	2	1	0	0	0	0	0.0	
Kansas City	11/12/2021		05:28	0-0	.000	0-0	.000	0-0	.000	0	1	1	1.0	1	0	0	1	0	0	0.0	
Alabama St.	11/18/2021		08:30	0-0	.000	0-0	.000	2-2	1.000	0	5	5	2.3	0	0	1	0	0	2	0.7	
Western Mich.	11/22/2021		13:29	3-5	.600	0-0	.000	2-2	1.000	2	2	4	2.8	1	0	1	0	0	8	2.5	
Portland St.	11/26/2021		02:11	0-0	.000	0-0	.000	0-0	.000	0	0	0	0.0	0	0	0	0	0	0	0.0	
at Purdue	12/03/2021		02:50	0-0	.000	0-0	.000	0-0	.000	0	1	1	2.0	2	0	1	0	0	0	1.7	
vs Utah St.	12/18/2021		02:09	0-0	.000	0-0	.000	0-0	.000	0	0	0	0.0	0	0	0	0	0	0	0.0	
Southeastern La.	12/21/2021		04:39	1-1	1.000	0-0	.000	0-0	.000	2	0	2	1.8	1	1	0	0	0	2	1.5	
Western Ill.	12/29/2021		02:15	0-0	.000	0-0	.000	0-0	.000	0	0	0	1.6	0	0	0	1	0	0	1.3	
at Wisconsin	01/06/2022		05:58	1-1	1.000	0-0	.000	0-0	.000	0	1	1	1.5	1	0	0	0	0	2	1.4	
Indiana	01/13/2022		01:08	0-0	.000	0-0	.000	0-0	.000	0	0	0	1.4	2	0	1	0	0	0	1.3	
Totals			0	58:44	5-8	.625	0-0	.000	4-4	1.000	4	11	15	1.4	10	2	4	2	0	14	1.3

CAREER STATISTICS

YEAR	G/GS	FG-A	PCT	3-PT	PCT	FT-A	PCT	REB	AVG	PF-FO	AST	TO	BLK	STL	PTS	AVG
Fresh.	11/0	5-8	.625	0-0	.000	4-4	1.000	15	1.4	8-0	2	4	2	0	14	1.3

GAME 20: IOWA vs PURDUE



KEEGAN MURRAY

#15 • Forward
6-8 • 225 • Sophomore
Cedar Rapids, Iowa
Prairie HS

SEASON HIGHS

POINTS..... 35, 2X, LAST VS. MARYLAND (1/3/22)
 FGM..... 14 VS. MARYLAND (1/3/22)
 FGA..... 21 VS. MARYLAND (1/3/22)
 3-PT FGM..... 5 VS. MARYLAND (1/3/22)
 3-PT FGA..... 7 VS. PENN STATE (1/22/22)
 FTM..... 9 VS. N.C. CENTRAL (11/16/21)
 FTA..... 10 VS. N.C. CENTRAL (11/16/21)
 REB..... 21 VS. N.C. CENTRAL (11/16/21)
 AST..... 4 VS. ALABAMA STATE (11/18/21)
 STL..... 3, 4X, LAST WESTERN ILLINOIS (12/29/21)
 BLK..... 5 VS. LONGWOOD (11/9/21)
 MIN..... 39 VS. PENN STATE (1/22/22)

CAREER HIGHS

POINTS..... 35, 2X, LAST VS. MARYLAND (1/3/22)
 FGM..... 14 VS. MARYLAND (1/3/22)
 FGA..... 21 VS. MARYLAND (1/3/22)
 3-PT FGM..... 5 VS. MARYLAND (1/3/22)
 3-PT FGA..... 6, 3X, LAST AT RUTGERS (1/19/22)
 FTM..... 9 VS. N.C. CENTRAL (11/16/21)
 FTA..... 10 VS. N.C. CENTRAL (11/16/21)
 REB..... 21 VS. N.C. CENTRAL (11/16/21)
 AST..... 4 VS. ALABAMA STATE (11/18/21)
 STL..... 3, 5X, LAST WESTERN ILLINOIS (12/29/21)
 BLK..... 5 VS. LONGWOOD (11/9/21)
 MIN..... 39 VS. PENN STATE (1/22/22)

Opponent	Date	GS	MIN	Total		3-Pointers		Free throws		Rebounds				PF	A	TO	BLK	STL	PTS	AVG
				FG-FGA	PCT	3FG-3FGA	PCT	FT-FTA	PCT	OFF	DEF	TOT	AVG							
Longwood	11/09/2021	*	17:29	8-10	.800	3-4	.750	5-5	1.000	2	5	7	7.0	3	1	0	5	0	24	24.0
Kansas City	11/12/2021	*	22:53	9-15	.600	1-3	.333	6-6	1.000	0	4	4	5.5	2	1	2	1	3	25	24.5
N.C. Central	11/16/2021	*	37:17	9-19	.474	0-4	.000	9-10	.900	9	12	21	10.7	2	2	2	4	0	27	25.3
Alabama St.	11/18/2021	*	21:47	10-16	.625	2-5	.400	4-5	.800	2	4	6	9.5	1	4	2	1	1	26	25.5
Western Mich.	11/22/2021	*	21:21	10-14	.714	2-4	.500	7-9	.778	3	3	6	8.8	0	0	0	3	2	29	26.2
Portland St.	11/26/2021	*	27:02	10-16	.625	1-5	.200	2-2	1.000	3	6	9	8.8	1	0	0	1	2	23	25.7
at Virginia	11/29/2021	*	35:49	7-13	.538	1-4	.250	3-5	.600	2	7	9	8.9	1	3	2	1	0	18	24.6
Illinois	12/06/2021	*	29:46	7-15	.467	1-4	.250	4-7	.571	1	1	2	8.0	1	0	1	2	3	19	23.9
at Iowa St.	12/09/2021	*	37:25	4-17	.235	1-6	.167	0-0	.000	6	1	7	7.9	3	1	1	2	3	9	22.2
vs Utah St.	12/18/2021	*	29:14	13-17	.765	2-5	.400	7-8	.875	3	4	7	7.8	1	1	1	1	2	35	23.5
Southeastern La.	12/21/2021	*	24:17	8-13	.615	1-5	.200	3-3	1.000	3	7	10	8.0	2	1	1	0	0	20	23.2
Western Ill.	12/29/2021	*	34:51	13-20	.650	1-4	.250	2-3	.667	2	8	10	8.2	1	3	1	3	3	29	23.7
Maryland	01/03/2022	*	38:06	14-21	.667	5-6	.833	2-3	.667	4	4	8	8.2	1	1	1	3	1	35	24.5
at Wisconsin	01/06/2022	*	35:17	10-16	.625	2-4	.500	5-9	.556	1	4	5	7.9	0	0	3	3	1	27	24.7
Indiana	01/13/2022	*	22:18	5-9	.556	1-3	.333	1-2	.500	3	6	9	8.0	4	0	1	2	1	12	23.9
at Minnesota	01/16/2022	*	36:04	11-17	.647	1-3	.333	2-3	.667	4	6	10	8.1	2	0	0	2	2	25	23.9
at Rutgers	01/19/2022	*	35:22	5-14	.357	2-6	.333	1-2	.500	3	10	13	8.4	4	1	2	2	1	13	23.3
Penn St.	01/22/2022	*	39:44	4-12	.333	1-7	.143	6-8	.750	2	6	8	8.4	1	2	1	3	1	15	22.8
Totals			18 546:02	157-274	.573	28-82	.341	69-90	.767	53	98	151	8.4	30	21	21	39	26	411	22.8

CAREER STATISTICS

YEAR	G/GS	FG-A	PCT	3-PT	PCT	FT-A	PCT	REB	AVG	PF-FO	AST	TO	BLK	STL	PTS	AVG
Fresh.	31/4	84-166	.506	16-54	.296	40-53	.755	158	5.1	58-1	17	20	39	26	224	7.2
Soph.	18/18	157-274	.573	28-82	.341	69-90	.767	151	8.4	30-0	21	21	39	26	411	22.8
TOTALS	49/22	241-440	.548	44-136	.324	109-143	.762	309	6.3	88-1	38	41	78	52	635	13.0



KRIS MURRAY

#24 • Forward
6-8 • 225 • Sophomore
Cedar Rapids, Iowa
Prairie HS

SEASON HIGHS

POINTS..... 29 VS. INDIANA (1/13/22)
 FGM..... 12 VS. INDIANA (1/13/22)
 FGA..... 18 VS. INDIANA (1/13/22)
 3-PT FGM..... 3, 3X, LAST VS. PENN STATE (1/22/22)
 3-PT FGA..... 5, 4X, LAST VS. PENN STATE (1/22/22)
 FTM..... 4, 2X, LAST VS. PENN STATE (1/22/22)
 FTA..... 6 VS. PENN STATE (1/22/22)
 REB..... 11 VS. INDIANA (1/13/22)
 AST..... 2, 7X LAST VS. PENN STATE (1/22/22)
 STL..... 3 VS. INDIANA (1/13/22)
 BLK..... 3 VS. INDIANA (1/13/22)
 MIN..... 29 VS. INDIANA (1/13/22)

CAREER HIGHS

POINTS..... 29 VS. INDIANA (1/13/22)
 FGM..... 12 VS. INDIANA (1/13/22)
 FGA..... 18 VS. INDIANA (1/13/22)
 3-PT FGM..... 3, 3X, LAST VS. PENN STATE (1/22/22)
 3-PT FGA..... 5, 4X, LAST VS. PENN STATE (1/22/22)
 FTM..... 4, 2X, LAST VS. PENN STATE (1/22/22)
 FTA..... 4, 3X, LAST VS. INDIANA (1/13/22)
 REB..... 11 VS. INDIANA (1/13/22)
 AST..... 2, 7X LAST VS. PENN STATE (1/22/22)
 STL..... 3 VS. INDIANA (1/13/22)
 BLK..... 3 VS. INDIANA (1/13/22)
 MIN..... 29 VS. INDIANA (1/13/22)

Opponent	Date	GS	MIN	Total		3-Pointers		Free throws		Rebounds				PF	A	TO	BLK	STL	PTS	AVG
				FG-FGA	PCT	3FG-3FGA	PCT	FT-FTA	PCT	OFF	DEF	TOT	AVG							
Longwood	11/09/2021		17:23	7-9	.778	2-4	.500	0-1	.000	2	5	7	7.0	2	1	1	2	1	16	16.0
Kansas City	11/12/2021		12:29	3-7	.429	0-0	.000	0-2	.000	2	3	5	6.0	1	1	0	1	0	6	11.0
Alabama St.	11/18/2021		17:24	6-10	.600	3-5	.600	2-3	.667	6	2	8	6.7	2	2	1	0	0	17	13.0
Western Mich.	11/22/2021		22:57	3-6	.500	2-3	.667	4-4	1.000	1	7	8	7.0	1	0	0	1	2	12	12.8
Portland St.	11/26/2021		19:45	5-9	.556	2-2	1.000	1-2	.500	3	3	6	6.8	1	2	0	1	1	13	12.8
at Virginia	11/29/2021		17:00	2-7	.286	2-4	.500	0-0	.000	1	1	2	6.0	1	0	1	0	0	6	11.7
at Purdue	12/03/2021	*	25:51	5-10	.500	2-4	.500	0-0	.000	0	4	4	5.7	4	0	1	0	1	12	11.7
Illinois	12/06/2021		16:54	3-8	.375	0-3	.000	2-2	1.000	2	3	5	5.6	2	2	0	0	0	8	11.3
at Iowa St.	12/09/2021		15:55	2-6	.333	0-3	.000	0-0	.000	3	3	6	5.7	3	1	1	2	2	4	10.4
vs Utah St.	12/18/2021		19:11	6-8	.750	3-4	.750	2-4	.500	2	2	4	5.5	3	2	0	1	2	17	11.1
Southeastern La.	12/21/2021		10:15	0-3	.000	0-2	.000	1-2	.500	1	0	1	5.1	1	1	0	1	0	1	10.2
Western Ill.	12/29/2021		13:03	3-7	.429	0-0	.000	0-0	.000	3	1	4	5.0	3	0	2	2	0	6	9.8
Maryland	01/03/2022		09:33	0-2	.000	0-2	.000	1-2	.500	0	1	1	4.7	1	1	1	1	0	1	9.2
at Wisconsin	01/06/2022		20:41	5-10	.500	2-5	.400	0-0	.000	0	3	3	4.6	3	2	1	2	2	12	9.4
Indiana	01/13/2022		29:16	12-18	.667	2-5	.400	3-4	.750	6	5	11	5.0	2	2	1	3	3	29	10.7
at Minnesota	01/16/2022		11:19	2-4	.500	0-2	.000	1-3	.333	1	1	2	4.8	2	1	1	1	0	5	10.3
at Rutgers	01/19/2022		10:48	0-5	.000	0-3	.000	0-0	.000	0	0	0	4.5	2	0	0	2	0	0	9.7
Penn St.	01/22/2022		20:18	3-5	.600	3-5	.600	4-6	.667	2	2	4	4.5	2	2	1	0	2	13	9.9
Totals			1 310:01	67-134	.500	23-56	.411	21-35	.600	35	46	81	4.5	36	20	12	20	16	178	9.9

CAREER STATISTICS

YEAR	G/GS	FG-A	PCT	3-PT	PCT	FT-A	PCT	REB	AVG	PF-FO	AST	TO	BLK	STL	PTS	AVG
Fresh.	13/0	3-13	.231	0-5	.000	2-2	1.000	8	0.6	3-0	1	2	1	1	8	0.6
Soph.	18/1	67-134	.500	23-56	.411	21-35	.600	81	4.5	36-0	20	12	20	16	178	9.9
TOTALS	31/1	70-147	.476	23-61	.377	23-37	.622	89	2.9	39-0	21	14	21	17	186	6.0

GAME 20: IOWA vs PURDUE



JOSH OGUNDELE

#23 • Center
6-11 • 265 • Sophomore
 London, England
 Worcester Academy (MA)

SEASON HIGHS

POINTS..... 7 AT PURDUE (12/3/21)
 FGM..... 3 AT PURDUE (12/3/21)
 FGA..... 4 AT PURDUE (12/3/21)
 3-PT FGM.....
 3-PT FGA.....
 FTM..... 1, 3X, LAST AT WISCONSIN (1/6/22)
 FTA..... 3, 2X, LAST AT PURDUE (12/3/21)
 REB..... 5 AT PURDUE (12/3/21)
 AST.....
 STL..... 2 VS. PORTLAND STATE (11/26/21)
 BLK..... 2 VS. ILLINOIS (12/6/21)
 MIN..... 16 AT PURDUE (12/3/21)

CAREER HIGHS

POINTS..... 7 AT PURDUE (12/3/21)
 FGM..... 3 AT PURDUE (12/3/21)
 FGA..... 4 AT PURDUE (12/3/21)
 3-PT FGM.....
 3-PT FGA.....
 FTM..... 1, 2X, LAST AT PURDUE (12/3/21)
 FTA..... 3, 2X, LAST AT PURDUE (12/3/21)
 REB..... 5 AT PURDUE (12/3/21)
 AST.....
 STL..... 2 VS. PORTLAND STATE (11/26/21)
 BLK..... 2 VS. ILLINOIS (12/6/21)
 MIN..... 16 AT PURDUE (12/3/21)

Opponent	Date	GS	MIN	Total		3-Pointers		Free throws		Rebounds				PF	A	TO	BLK	STL	PTS	AVG
				FG-FGA	PCT	3FG-3FGA	PCT	FT-FTA	PCT	OFF	DEF	TOT	AVG							
Kansas City	11/12/2021		05:28	1-2	.500	0-0	.000	0-0	.000	0	3	3	3.0	0	0	0	1	0	2	2.0
N.C. Central	11/16/2021		00:51	0-0	.000	0-0	.000	0-0	.000	0	1	1	2.0	2	0	0	0	0	0	1.0
Alabama St.	11/18/2021		07:57	0-0	.000	0-0	.000	0-0	.000	1	1	2	2.0	0	0	2	0	0	0	0.7
Portland St.	11/26/2021		04:01	0-1	.000	0-0	.000	1-3	.333	1	1	2	2.0	0	0	0	0	2	1	0.8
at Purdue	12/03/2021		16:20	3-4	.750	0-0	.000	1-3	.333	1	4	5	2.6	3	0	1	0	0	7	2.0
Illinois	12/06/2021		01:54	0-0	.000	0-0	.000	0-0	.000	0	0	0	2.2	0	0	0	2	0	0	1.7
at Iowa St.	12/09/2021		02:12	0-0	.000	0-0	.000	0-0	.000	0	0	0	1.9	1	0	0	1	0	0	1.4
vs Utah St.	12/18/2021		02:24	1-1	1.000	0-0	.000	0-0	.000	0	0	0	1.6	0	0	0	0	0	2	1.5
Southeastern La.	12/21/2021		00:53	0-0	.000	0-0	.000	0-0	.000	0	0	0	1.4	0	0	1	0	0	0	1.3
at Wisconsin	01/06/2022		04:20	1-2	.500	0-0	.000	1-1	1.000	1	0	1	1.4	1	0	0	1	0	3	1.5
Indiana	01/13/2022		07:26	0-2	.000	0-0	.000	0-0	.000	0	0	0	1.3	3	0	0	0	0	0	1.4
Totals		0	53:46	6-12	.500	0-0	.000	3-7	.429	4	10	14	1.3	10	0	4	5	2	15	1.4

CAREER STATISTICS

YEAR	G/GS	FG-A	PCT	3-PT	PCT	FT-A	PCT	REB	AVG	PF-FO	AST	TO	BLK	STL	PTS	AVG
Fresh.	8/0	3-6	.500	0-0	.000	1-4	.250	8	1.0	5-0	0	0	0	0	7	0.9
Soph.	11/0	6-12	.500	0-0	.000	3-7	.429	14	1.3	10-0	0	4	5	2	15	1.4
TOTALS	19/0	9-18	.500	0-0	.000	4-11	.364	22	1.2	15-0	0	4	5	2	22	1.2



TONY PERKINS

#11 • Guard
6-4 • 210 • Sophomore
 Indianapolis, Ind.
 Lawrence North

SEASON HIGHS

POINTS..... 16 VS. ILLINOIS (12/6/21)
 FGM..... 6 VS. ILLINOIS (12/6/21)
 FGA..... 11 AT PURDUE (12/3/21)
 3-PT FGM..... 2, 2X, LAST VS. ILLINOIS (12/6/21)
 3-PT FGA..... 4 VS. UTAH STATE (12/18/21)
 FTM..... 4, 2X, LAST VS. WESTERN MICHIGAN (11/22/21)
 FTA..... 4, 3X, LAST VS. WESTERN MICHIGAN (11/22/21)
 REB..... 5 VS. LONGWOOD (11/9/21)
 AST..... 4 VS. UTAH STATE (12/18/21)
 STL..... 3, 2X, LAST VS. N.C. CENTRAL (11/16/21)
 BLK..... 1 VS. LONGWOOD (11/9/21)
 MIN..... 26 AT IOWA STATE (12/9/21)

CAREER HIGHS

POINTS..... 16 VS. ILLINOIS (12/6/21)
 FGM..... 5, 2X, LAST AT PURDUE (12/3/21)
 FGA..... 11 AT PURDUE (12/3/21)
 3-PT FGM..... 2, 2X, LAST VS. ILLINOIS (12/6/21)
 3-PT FGA..... 4 VS. UTAH STATE (12/18/21)
 FTM..... 4, 2X, LAST VS. WESTERN MICHIGAN (11/22/21)
 FTA..... 4, 4X, LAST VS. WESTERN MICHIGAN (11/22/21)
 REB..... 7 VS. N. ILLINOIS (12/13/20)
 AST..... 3, 2X, LAST VS. ALABAMA STATE (11/18/21)
 STL..... 4 VS. UTAH STATE (12/18/21)
 BLK..... 1, 2X, LAST VS. LONGWOOD (11/9/21)
 MIN..... 26 AT IOWA STATE (12/9/21)


Opponent	Date	GS	MIN	Total		3-Pointers		Free throws		Rebounds				PF	A	TO	BLK	STL	PTS	AVG	
				FG-FGA	PCT	3FG-3FGA	PCT	FT-FTA	PCT	OFF	DEF	TOT	AVG								
Longwood	11/09/2021		19:04	1-7	.143	0-2	.000	4-4	1.000	1	4	5	5.0	3	2	2	1	0	6	6.0	
Kansas City	11/12/2021		14:00	1-3	.333	0-0	.000	3-3	1.000	1	2	3	4.0	2	0	2	0	3	5	5.5	
N.C. Central	11/16/2021		19:52	4-7	.571	2-2	1.000	3-4	.750	1	1	2	3.3	1	1	0	0	3	13	8.0	
Alabama St.	11/18/2021		15:53	2-6	.333	1-3	.333	0-0	.000	1	1	2	3.0	0	3	0	0	0	5	7.3	
Western Mich.	11/22/2021		16:51	5-6	.833	1-1	1.000	4-4	1.000	0	0	0	2.4	2	1	0	0	2	15	8.8	
Portland St.	11/26/2021		13:13	4-6	.667	0-0	.000	2-2	1.000	1	1	2	2.3	2	0	2	0	0	10	9.0	
at Virginia	11/29/2021		09:18	2-3	.667	0-0	.000	0-0	.000	0	1	1	2.1	1	0	1	0	1	4	8.3	
at Purdue	12/03/2021		22:41	5-11	.455	1-2	.500	3-3	1.000	1	1	2	2.1	2	1	2	0	2	14	9.0	
Illinois	12/06/2021		23:52	6-8	.750	2-3	.667	2-3	.667	0	0	0	1.9	3	0	0	0	0	1	16	9.8
at Iowa St.	12/09/2021		25:42	3-10	.300	0-3	.000	3-3	1.000	1	0	1	1.8	3	1	0	0	1	9	9.7	
vs Utah St.	12/18/2021		18:23	0-5	.000	0-4	.000	2-2	1.000	0	3	3	1.9	2	4	0	1	2	2	9.0	
Southeastern La.	12/21/2021		19:27	3-8	.375	1-3	.333	1-2	.500	1	0	1	1.8	1	1	1	0	1	8	8.9	
Western Ill.	12/29/2021		21:21	2-4	.500	0-0	.000	0-0	.000	0	3	3	1.9	1	2	1	0	0	4	8.5	
Maryland	01/03/2022		13:37	2-6	.333	0-2	.000	2-2	1.000	0	2	2	1.9	3	2	1	0	1	6	8.4	
at Wisconsin	01/06/2022		10:58	0-4	.000	0-1	.000	0-0	.000	1	0	1	1.9	2	1	0	0	0	0	7.8	
Indiana	01/13/2022		11:18	3-5	.600	0-0	.000	2-2	1.000	0	1	1	1.8	1	1	3	0	1	8	7.8	
at Minnesota	01/16/2022		12:14	2-3	.667	0-0	.000	1-1	1.000	0	2	2	1.8	1	1	1	0	0	5	7.6	
at Rutgers	01/19/2022		09:30	0-2	.000	0-1	.000	0-0	.000	0	0	0	1.7	1	0	1	0	1	0	7.2	
Penn St.	01/22/2022		14:36	2-7	.286	0-3	.000	0-0	.000	3	1	4	1.8	3	0	0	0	0	4	7.1	
Totals		0	311:50	47-111	.423	8-30	.267	32-35	.914	12	23	35	1.8	34	21	17	2	19	134	7.1	

CAREER STATISTICS

YEAR	G/GS	FG-A	PCT	3-PT	PCT	FT-A	PCT	REB	AVG	PF-FO	AST	TO	BLK	STL	PTS	AVG
Fresh.	24/0	15-33	.455	1-3	.333	7-15	.467	31	1.3	21-0	16	3	1	5	38	1.6
Soph.	19/0	47-111	.423	8-30	.267	32-35	.914	35	1.8	34-0	21	17	2	19	134	7.1
TOTALS	43/0	62-144	.431	9-33	.273	39-50	.780	66	1.5	55-0	37	20	3	24	172	4.0



GAME 20: IOWA vs PURDUE



FILIP REBRACA

#0 • Forward
6-9 • 230 • Senior
Sombor, Serbia
Univ. of North Dakota

SEASON HIGHS

POINTS..... 13 vs. MARYLAND (1/3/22)
 FGM..... 6, 2X, LAST AT MINNESOTA (1/16/22)
 FGA..... 10 AT RUTGERS (1/19/22)
 3-PT FGM..... 1 vs. ALABAMA STATE (11/18/21)
 3-PT FGA..... 1, 5X, LAST AT MINNESOTA (1/16/22)
 FTM..... 4 vs. N.C. CENTRAL (11/16/21)
 FTA..... 7 vs. N.C. CENTRAL (11/16/21)
 REB..... 13 vs. KANSAS CITY (11/12/21)
 AST..... 2, 2X, LAST vs. SE LOUISIANA (12/21/21)
 STL..... 3 AT MINNESOTA (1/16/22)
 BLK..... 2, 4X, LA34 AT RUTGERS (1/19/22)

CAREER HIGHS

POINTS..... 26 vs. SOUTH DAKOTA, 12/10/20
 FGM..... 11 AT ORAL ROBERTS, 1/8/21
 FGA..... 21 AT OMAHA, 2/26/20
 3-PT FGM..... 2, 8X, LAST vs. OMAHA, 2/20/21
 3-PT FGA..... 5 AT SOUTH DAKOTA STATE, 2/9/19
 FTM..... 11 vs. WESTERN ILLINOIS, 1/29/21
 FTA..... 12 vs. WESTERN ILLINOIS, 1/29/21
 REB..... 16 AT DENVER, 1/2/20
 AST..... 5, 2X, LAST AT FLORIDA GULF COAST, 11/29/19
 STL..... 4 AT ORAL ROBERTS, 1/9/21
 BLK..... 8 AT MILWAUKEE, 11/19/19
 MIN..... 41 vs. NORTH DAKOTA STATE, 1/16/21

Opponent	Date	GS	MIN	Total		3-Pointers		Free throws		Rebounds				PF	A	TO	BLK	STL	PTS	AVG	
				FG-FGA	PCT	3FG-3FGA	PCT	FT-FTA	PCT	OFF	DEF	TOT	AVG								
Longwood	11/09/2021	*	16:09	1-3	.333	0-0	.000	0-0	.000	0	5	5	5.0	1	1	1	0	0	2	2.0	
Kansas City	11/12/2021	*	22:48	4-5	.800	0-0	.000	1-2	.500	3	10	13	9.0	1	1	0	1	1	9	5.5	
N.C. Central	11/16/2021	*	23:47	2-2	1.000	0-0	.000	4-7	.571	4	2	6	8.0	4	0	1	0	0	8	6.3	
Alabama St.	11/18/2021	*	17:26	2-2	1.000	1-1	1.000	0-0	.000	2	6	8	8.0	1	1	0	1	0	5	6.0	
Western Mich.	11/22/2021	*	17:39	2-5	.400	0-1	.000	2-2	1.000	2	3	5	7.4	1	0	1	1	0	6	6.0	
Portland St.	11/26/2021	*	17:28	2-5	.400	0-0	.000	1-2	.500	2	7	9	7.7	1	0	3	2	1	5	5.8	
at Virginia	11/29/2021	*	28:21	4-4	1.000	0-0	.000	0-3	.000	2	1	3	7.0	2	0	0	0	0	8	6.1	
at Purdue	12/03/2021	*	20:04	1-2	.500	0-0	.000	1-2	.500	0	1	1	6.3	5	0	0	0	0	3	5.8	
Illinois	12/06/2021	*	21:12	1-4	.250	0-1	.000	1-2	.500	2	6	8	6.4	4	2	1	0	0	3	5.4	
at Iowa St.	12/09/2021	*	21:10	2-3	.667	0-0	.000	3-4	.750	1	3	4	6.2	3	1	2	0	0	7	5.6	
vs Utah St.	12/18/2021	*	21:12	3-5	.600	0-0	.000	1-2	.500	1	3	4	6.0	3	0	1	1	0	7	5.7	
Southeastern La.	12/21/2021	*	19:10	2-7	.286	0-0	.000	1-2	.500	1	8	9	6.3	2	2	2	2	0	5	5.7	
Western Ill.	12/29/2021	*	16:30	2-3	.667	0-0	.000	1-2	.500	0	4	4	6.1	0	0	1	0	0	5	5.6	
Maryland	01/03/2022	*	29:22	6-8	.750	0-1	.000	1-3	.333	2	6	8	6.2	3	1	0	0	0	13	6.1	
at Wisconsin	01/06/2022	*	11:36	1-2	.500	0-0	.000	0-0	.000	0	1	1	5.9	2	0	0	0	0	2	5.9	
Indiana	01/13/2022	*	19:52	2-3	.667	0-0	.000	0-0	.000	1	3	4	5.8	4	1	0	2	0	4	5.8	
at Minnesota	01/16/2022	*	32:21	6-11	.545	0-1	.000	0-0	.000	6	6	12	6.1	2	1	1	2	3	12	6.1	
at Rutgers	01/19/2022	*	33:40	4-10	.400	0-0	.000	0-1	.000	4	6	10	6.3	3	0	1	0	2	8	6.2	
Penn St.	01/22/2022	*	19:58	4-5	.800	0-0	.000	0-0	.000	0	5	5	6.3	2	0	1	0	0	8	6.3	
Totals			19	409:45	51-89	.573	1-5	.200	17-34	.500	33	86	119	6.3	44	11	16	12	7	120	6.3

CAREER STATISTICS

YEAR	G/GS	FG-A	PCT	3-PT	PCT	FT-A	PCT	REB	AVG	PF-FO	AST	TO	BLK	STL	PTS	AVG
Fresh.	29/16	96-180	.533	10-28	.357	31-52	.596	172	5.9	75-1	18	43	26	15	233	8.0
Soph.	32/32	190-328	.579	1-9	.111	78-117	.667	285	8.9	79-0	51	75	33	18	459	14.3
Junior	26/26	174-344	.506	15-41	.366	74-122	.607	197	7.6	69-3	31	61	17	16	437	16.8
Senior	19/19	51-89	.573	1-5	.200	17-34	.500	119	6.3	44-1	11	16	12	7	120	6.3
TOTALS	106/93	511-941	.543	27-83	.325	200-325	.615	773	7.3	267-5	111	195	88	56	1,249	11.8



PAYTON SANDFORT

#20 • Guard
6-7 • 215 • Freshman
Waukee, Iowa
Waukee HS

SEASON HIGHS

POINTS..... 21 vs. ALABAMA STATE (11/18/21)
 FGM..... 7 vs. ALABAMA STATE (11/18/21)
 FGA..... 15 vs. ALABAMA STATE (11/18/21)
 3-PT FGM..... 5, 2X, LAST vs. WESTERN MICHIGAN (11/22/21)
 3-PT FGA..... 12 vs. ALABAMA STATE (11/18/21)
 FTM..... 2, 5X, LAST vs. SE LOUISIANA (12/21/21)
 FTA..... 2, 5X, LAST vs. SE LOUISIANA (12/21/21)
 REB..... 5 vs. WESTERN ILLINOIS (12/29/21)
 AST..... 2, 4X, LAST AT MINNESOTA (1/16/22)
 STL..... 1, 4X, LAST vs. WESTERN ILLINOIS (12/29/21)
 BLK..... 1, 3X, LAST vs. ILLINOIS (12/6/21)
 MIN..... 21 vs. ALABAMA STATE (11/18/21)

CAREER HIGHS

POINTS..... 21 vs. ALABAMA STATE (11/18/21)
 FGM..... 7 vs. ALABAMA STATE (11/18/21)
 FGA..... 15 vs. ALABAMA STATE (11/18/21)
 3-PT FGM..... 5, 2X, LAST vs. WESTERN MICHIGAN (11/22/21)
 3-PT FGA..... 12 vs. ALABAMA STATE (11/18/21)
 FTM..... 2, 5X, LAST vs. SE LOUISIANA (12/21/21)
 FTA..... 2, 5X, LAST vs. SE LOUISIANA (12/21/21)
 REB..... 5 vs. WESTERN ILLINOIS (12/29/21)
 AST..... 2, 4X, LAST AT MINNESOTA (1/16/22)
 STL..... 1, 4X, LAST vs. WESTERN ILLINOIS (12/29/21)
 BLK..... 1, 3X, LAST vs. ILLINOIS (12/6/21)
 MIN..... 21 vs. ALABAMA STATE (11/18/21)

Opponent	Date	GS	MIN	Total		3-Pointers		Free throws		Rebounds				PF	A	TO	BLK	STL	PTS	AVG	
				FG-FGA	PCT	3FG-3FGA	PCT	FT-FTA	PCT	OFF	DEF	TOT	AVG								
Longwood	11/09/2021		15:46	3-10	.300	2-7	.286	0-0	.000	1	1	2	2.0	1	2	0	0	0	8	8.0	
Kansas City	11/12/2021		13:07	2-5	.400	0-3	.000	2-2	1.000	0	0	0	1.0	0	1	0	0	0	6	7.0	
N.C. Central	11/16/2021		08:41	0-1	.000	0-1	.000	0-0	.000	0	1	1	1.0	0	1	0	0	0	4	4.7	
Alabama St.	11/18/2021		20:45	7-15	.467	5-12	.417	2-2	1.000	1	1	2	1.3	2	2	0	0	0	21	8.8	
Western Mich.	11/22/2021		16:15	6-10	.600	5-7	.714	2-2	1.000	1	2	3	1.6	0	0	1	1	19	10.8		
Portland St.	11/26/2021		20:01	1-5	.200	0-4	.000	2-2	1.000	1	1	2	1.7	2	1	2	0	0	4	9.7	
at Virginia	11/29/2021		03:01	0-1	.000	0-1	.000	0-0	.000	0	0	0	1.4	0	0	0	1	0	0	8.3	
at Purdue	12/03/2021		07:19	0-2	.000	0-2	.000	1-2	.500	1	0	1	1.4	0	1	2	0	1	1	7.4	
Illinois	12/06/2021		10:14	2-3	.667	1-2	.500	0-0	.000	1	0	1	1.3	0	0	0	1	0	5	7.1	
at Iowa St.	12/09/2021		05:22	0-3	.000	0-2	.000	0-0	.000	0	0	0	1.2	0	0	1	0	0	0	6.4	
vs Utah St.	12/18/2021		07:44	0-3	.000	0-1	.000	0-0	.000	1	2	3	1.4	4	1	0	0	0	0	5.8	
Southeastern La.	12/21/2021		17:25	3-9	.333	2-7	.286	2-2	1.000	0	2	2	1.4	1	1	1	0	1	10	6.2	
Western Ill.	12/29/2021		16:30	5-7	.714	3-3	1.000	0-0	.000	4	1	5	1.7	1	0	0	0	1	13	6.7	
Maryland	01/03/2022		01:54	0-0	.000	0-0	.000	0-0	.000	0	0	0	1.6	0	0	0	0	0	0	6.2	
at Wisconsin	01/06/2022		06:52	0-2	.000	0-1	.000	0-0	.000	1	0	1	1.5	1	2	1	0	0	0	5.8	
Indiana	01/13/2022		01:08	0-0	.000	0-0	.000	0-0	.000	0	0	0	1.4	0	0	0	0	0	0	5.4	
at Minnesota	01/16/2022		08:32	1-2	.500	0-1	.000	0-0	.000	0	1	1	1.4	2	2	0	0	0	2	5.2	
at Rutgers	01/19/2022		03:08	0-1	.000	0-0	.000	0-0	.000	0	0	0	1.3	0	0	0	0	0	0	4.9	
Totals			0	183:44	30-79	.380	18-54	.333	11-12	.917	12	12	24	1.3	14	14	7	3	4	89	4.9

CAREER STATISTICS

YEAR	G/GS	FG-A	PCT	3-PT	PCT	FT-A	PCT	REB	AVG	PF-FO	AST	TO	BLK	STL	PTS	AVG
Fresh.	18/0	30-79	.380	18-54	.333	11-12	.917	24	1.3	14-0	14	7	3	4	89	4.9

GAME 20: IOWA vs PURDUE



JOE TOUSSAINT

#2 • Guard
6-0 • 190 • Junior
Bronx, New York
Cardinal Hayes

SEASON HIGHS

POINTS..... 11 vs. ALABAMA STATE (11/18/21)
FGM..... 4, 4x, LAST AT MINNESOTA (1/16/22)
FGA..... 8, 2x, LAST AT MINNESOTA (1/16/22)
3-PT FGM..... 2 vs. ALABAMA STATE (11/18/21)
3-PT FGA..... 2, 4x, LAST AT MINNESOTA (1/16/22)
FTM..... 3, 2x, LAST AT RUTGERS (1/19/22)
FTA..... 4, 2x, LAST AT RUTGERS (1/19/22)
REB..... 5 AT RUTGERS (1/19/22)
AST..... 11 vs. ALABAMA STATE (11/18/21)
STL..... 4 vs. LONGWOOD (11/9/21)
BLK.....
MIN..... 34 AT RUTGERS (1/19/22)

CAREER HIGHS

POINTS..... 18 vs. PENN STATE (1/4/20)
FGM..... 7 AT NEBRASKA (1/7/20)
FGA..... 18 AT NEBRASKA (1/7/20)
3-PT FGM..... 2, 5x, LAST vs. ALABAMA STATE (11/18/21)
3-PT FGA..... 5 AT NEBRASKA (1/7/20)
FTM..... 9 vs. SAN DIEGO STATE (11/29/19)
FTA..... 9 vs. SAN DIEGO STATE (11/29/19)
REB..... 8 vs. CAL POLY (11/24/19)
AST..... 11 vs. ALABAMA STATE (11/18/21)
STL..... 6 AT MARYLAND (1/7/21)
BLK..... 1, 3x, LAST vs. W. ILLINOIS (12/3/20)
MIN..... 34, 2x, LAST AT RUTGERS (1/19/22)

Opponent	Date	GS	MIN	Total		3-Pointers		Free throws		Rebounds				PF	A	TO	BLK	STL	PTS	AVG	
				FG-FGA	PCT	3FG-3FGA	PCT	FT-FTA	PCT	OFF	DEF	TOT	AVG								
Longwood	11/09/2021	*	16:09	3-3	1.000	1-1	1.000	2-2	1.000	0	0	0	0.0	2	4	0	0	4	9	9.0	
Kansas City	11/12/2021	*	20:23	2-4	.500	0-1	.000	0-0	.000	0	1	1	0.5	0	6	2	0	2	4	6.5	
N.C. Central	11/16/2021	*	18:29	1-5	.200	0-1	.000	0-0	.000	1	1	2	1.0	1	2	0	0	0	2	5.0	
Alabama St.	11/18/2021	*	24:07	4-6	.667	2-2	1.000	1-1	1.000	2	1	3	1.5	0	11	2	0	2	11	6.5	
Western Mich.	11/22/2021	*	17:03	3-6	.500	0-0	.000	0-0	.000	0	1	1	1.4	2	4	1	0	3	6	6.4	
Portland St.	11/26/2021	*	13:12	1-4	.250	0-0	.000	0-0	.000	0	0	0	1.2	2	3	3	0	1	2	5.7	
at Virginia	11/29/2021	*	26:02	4-7	.571	0-1	.000	2-2	1.000	0	3	3	1.4	2	0	0	0	0	10	6.3	
at Purdue	12/03/2021	*	15:34	3-4	.750	1-1	1.000	0-0	.000	0	2	2	1.5	3	4	1	0	1	7	6.4	
Illinois	12/06/2021	*	15:58	1-7	.143	0-2	.000	0-0	.000	2	0	2	1.6	1	3	1	0	1	2	5.9	
at Iowa St.	12/09/2021	*	12:04	0-1	.000	0-0	.000	0-0	.000	0	1	1	1.5	1	0	1	0	0	0	5.3	
vs Utah St.	12/18/2021	*	18:28	2-2	1.000	0-0	.000	0-0	.000	1	0	1	1.5	2	2	3	0	0	4	5.2	
Southeastern La.	12/21/2021	*	16:40	1-1	1.000	0-0	.000	3-4	.750	1	3	4	1.7	3	5	2	0	3	5	5.2	
Western Ill.	12/29/2021	*	13:18	0-1	.000	0-0	.000	2-2	1.000	1	4	5	1.9	1	1	1	0	0	2	4.9	
Maryland	01/03/2022	*	25:25	4-8	.500	1-2	.500	0-0	.000	1	3	4	2.1	2	9	3	0	3	9	5.2	
at Wisconsin	01/06/2022	*	17:55	3-5	.600	0-1	.000	0-0	.000	0	0	0	1.9	1	4	2	0	0	6	5.3	
Indiana	01/13/2022	*	20:35	2-5	.400	1-1	1.000	0-0	.000	0	0	0	1.8	2	1	2	0	3	5	5.3	
at Minnesota	01/16/2022	*	26:16	4-8	.500	0-2	.000	0-1	.000	0	2	2	1.8	1	7	3	0	1	8	5.4	
at Rutgers	01/19/2022	*	34:21	2-3	.667	1-1	1.000	3-4	.750	1	4	5	2.0	1	5	3	0	3	8	5.6	
Penn St.	01/22/2022	*	22:35	1-4	.250	0-2	.000	2-2	1.000	1	2	3	2.1	2	4	2	0	3	4	5.5	
Totals			19	374:34	41-84	.488	7-18	.389	15-18	.833	11	28	39	2.1	29	75	32	0	30	104	5.5

CAREER STATISTICS

YEAR	G/GS	FG-A	PCT	3-PT	PCT	FT-A	PCT	REB	AVG	PF-FO	AST	TO	BLK	STL	PTS	AVG
Fresh.	31/20	68-180	.378	11-37	.297	54-65	.831	62	2.0	62-1	90	62	2	36	201	6.5
Soph.	31/0	42-99	.424	3-11	.273	28-45	.622	37	1.2	49-0	75	45	1	24	115	3.7
Junior	19/19	41-84	.488	7-18	.389	15-18	.833	39	2.1	29-0	75	32	0	30	104	5.5
TOTALS	81/39	151-363	.416	21-66	.318	97-128	.758	138	1.7	140-1	240	139	3	90	420	5.2



AHRON ULIS

#4 • Guard
6-3 • 195 • Sophomore
Chicago Heights, Ill.
Marion Catholic HS

SEASON HIGHS

POINTS..... 12 vs. N.C. CENTRAL (11/16/21)
FGM..... 3, 2x, LAST vs. ILLINOIS (12/6/21)
FGA..... 6, 2x, LAST vs. ILLINOIS (12/6/21)
3-PT FGM..... 1, 3x, LAST vs. ILLINOIS (12/6/21)
3-PT FGA..... 2, 2x, LAST vs. ILLINOIS (12/6/21)
FTM..... 7 vs. N.C. CENTRAL (11/16/21)
FTA..... 8 vs. N.C. CENTRAL (11/16/21)
REB..... 4, 3x, LAST vs. INDIANA (1/13/22)
AST..... 8 vs. WESTERN MICHIGAN (11/22/21)
STL..... 3 vs. ILLINOIS (12/6/21)
BLK.....
MIN..... 24 vs. ILLINOIS (12/6/21)

CAREER HIGHS

POINTS..... 12 vs. N.C. CENTRAL (11/16/21)
FGM..... 3 vs. LONGWOOD (11/9/21)
FGA..... 6 AT PURDUE (12/3/21)
3-PT FGM..... 1, 2x, LAST AT PURDUE (12/3/21)
3-PT FGA..... 2 vs. ALABAMA STATE (11/18/21)
FTM..... 7 vs. N.C. CENTRAL (11/16/21)
FTA..... 8 vs. N.C. CENTRAL (11/16/21)
REB..... 4, 3x, LAST vs. INDIANA (1/13/22)
AST..... 8 vs. WESTERN MICHIGAN (11/22/21)
STL..... 2 vs. ALABAMA STATE (11/18/21)
BLK..... 1 vs. OREGON (3/22/21)
MIN..... 24 vs. ILLINOIS (12/6/21)

Opponent	Date	GS	MIN	Total		3-Pointers		Free throws		Rebounds				PF	A	TO	BLK	STL	PTS	AVG	
				FG-FGA	PCT	3FG-3FGA	PCT	FT-FTA	PCT	OFF	DEF	TOT	AVG								
Longwood	11/09/2021		19:34	3-4	.750	0-0	.000	0-0	.000	2	2	4	4.0	3	5	1	0	0	6	6.0	
Kansas City	11/12/2021		13:00	2-2	1.000	0-0	.000	0-1	.000	0	0	0	2.0	0	1	0	0	1	4	5.0	
N.C. Central	11/16/2021		21:31	2-5	.400	1-1	1.000	7-8	.875	0	3	3	2.3	1	4	2	0	1	12	7.3	
Alabama St.	11/18/2021		15:53	0-3	.000	0-2	.000	0-1	.000	0	0	0	1.8	4	1	1	0	2	0	5.5	
Western Mich.	11/22/2021		18:53	1-4	.250	0-0	.000	0-0	.000	0	2	2	1.8	0	8	2	0	1	2	4.8	
Portland St.	11/26/2021		12:21	0-1	.000	0-0	.000	0-0	.000	0	2	2	1.8	1	0	2	0	0	0	4.0	
at Virginia	11/29/2021		12:48	1-2	.500	0-0	.000	0-0	.000	0	2	2	1.9	0	2	0	0	0	2	3.7	
at Purdue	12/03/2021		19:46	2-6	.333	1-1	1.000	2-2	1.000	2	1	3	2.0	4	1	0	0	0	7	4.1	
Illinois	12/06/2021		24:18	3-6	.500	1-2	.500	4-4	1.000	0	0	0	1.8	4	7	0	0	3	11	4.9	
at Iowa St.	12/09/2021		15:28	0-2	.000	0-0	.000	0-0	.000	0	2	2	1.8	1	4	2	0	1	0	4.4	
vs Utah St.	12/18/2021		19:23	1-4	.250	0-1	.000	2-2	1.000	1	3	4	2.0	0	4	2	0	2	4	4.4	
Southeastern La.	12/21/2021		12:59	2-3	.667	0-1	.000	0-0	.000	1	2	3	2.1	3	1	1	0	0	4	4.3	
Western Ill.	12/29/2021		19:26	1-3	.333	0-0	.000	5-5	1.000	0	3	3	2.2	3	5	2	0	1	7	4.5	
Maryland	01/03/2022		14:35	1-2	.500	0-0	.000	0-1	.000	1	1	2	2.1	0	1	0	0	0	2	4.4	
at Wisconsin	01/06/2022		14:44	1-2	.500	0-0	.000	0-0	.000	0	3	3	2.2	0	2	1	0	0	2	4.2	
Indiana	01/13/2022		18:17	0-4	.000	0-0	.000	4-4	1.000	2	2	4	2.3	1	2	2	0	0	4	4.2	
at Minnesota	01/16/2022		11:38	0-1	.000	0-0	.000	0-0	.000	1	1	2	2.3	2	3	0	0	0	0	3.9	
at Rutgers	01/19/2022		05:37	0-2	.000	0-0	.000	0-0	.000	0	0	0	2.2	1	0	1	0	0	0	3.7	
Penn St.	01/22/2022		06:25	1-1	1.000	0-0	.000	0-0	.000	0	0	0	2.1	0	0	1	0	0	0	3.6	
Totals			0	296:36	21-57	.368	3-8	.375	24-28	.857	10	29	39	2.1	28	51	20	0	12	69	3.6

CAREER STATISTICS

YEAR	G/GS	FG-A	PCT	3-PT	PCT	FT-A	PCT	REB	AVG	PF-FO	AST	TO	BLK	STL	PTS	AVG
Fresh.	17/0	5-15	.333	0-3	.000	18-20	.900	15	0.9	8-0	20	6	1	1	28	1.6
Soph.	19/0	21-57	.368	3-8	.375	24-28	.857	39	2.1	28-0	51	20	0	12	69	3.6
TOTALS	36/0	26-72	.361	3-11	.273	42-48	.875	54	1.5	36-0	71	26	1	13	97	2.7



GAME-BY-GAME RESULTS

Overall: 14-5 Big Ten: 4-4 Home: 11-1 Away: 2-4 Neutral: 1-0

Date	Opponent	Result	Attend.	Top Scorer	Top Rebounder
Nov. 9	Longwood	W, 106-73	9,259	Keegan Murray, 24	Murray/Murray/C. McCaffery, 7
Nov. 12	Kansas City	W, 89-57	11,133	Keegan Murray, 25	Filip Rebraca, 13
Nov. 16	N.C. Central	W, 86-69	9,132	Keegan Murray, 27	Keegan Murray, 21
Nov. 18	Alabama State	W, 108-82	9,957	Keegan Murray, 26	Rebraca/Kris Murray, 8
Nov. 22	Western Michigan	W, 109-61	10,044	Keegan Murray, 29	Kris Murray, 8
Nov. 26	Portland State	W, 85-51	11,756	Keegan Murray, 23	Rebraca/Keegan Murray, 9
^ Nov. 29	at Virginia	W, 75-74	13,542	Jordan Bohannon, 20	Keegan Murray, 9
* Dec. 3	at #2 Purdue	L, 70-77	14,804	Patrick McCaffery, 15	Rebraca/Ogundele, 5
* Dec. 6	Illinois	L, 83-87	12,072	Keegan Murray, 19	Filip Rebraca, 8
+ Dec. 9	at #17 Iowa State	L, 53-73	14,267	Jordan Bohannon, 17	Keegan Murray, 7
# Dec. 18	vs. Utah State	W, 94-75	3,250	Keegan Murray, 35	Keegan Murray, 7
Dec. 21	Southeastern Louisiana	W, 93-62	10,891	Keegan Murray, 20	Keegan Murray, 10
Dec. 29	Western Illinois	W, 92-71	15,056	Keegan Murray, 29	Keegan Murray, 10
* Jan. 3	Maryland	W, 80-75	10,327	Keegan Murray, 35	Rebraca/Keegan Murray, 8
* Jan. 6	at #23 Wisconsin	L, 78-87	15,212	Keegan Murray, 27	Patrick McCaffery, 7
* Jan. 13	Indiana	W, 83-74	11,246	Kris Murray, 29	Kris Murray, 11
* Jan. 16	at Minnesota	W, 81-71	10,925	Keegan Murray, 25	Filip Rebraca, 12
* Jan. 19	at Rutgers	L, 46-48	8,000	Keegan Murray, 13	Keegan Murray, 13
* Jan. 22	Penn State	W, 68-51	15,056	Keegan Murray, 15	Keegan Murray, 8

^ - Big Ten/ACC Challenge

+ - Iowa Corn Cy-Hawk Series

- Sioux Falls, South Dakota

* - Big Ten Conference Game

% - Big Ten Tournament -- Indianapolis





GAME-BY-GAME STATISTICS

Team	Score	FG-A	PCT	3-PT. FG	PCT	FT-FTA	PCT	REB	PF	AST	TO	BLK	STL
at Iowa	106	36-65	.554	15-33	.455	19-22	.864	43	20	24	8	8	6
Longwood	73	26-74	.351	9-32	.281	12-16	.750	38	22	17	12	0	5
at Iowa	89	34-65	.523	4-16	.250	17-22	.773	39	11	18	8	5	11
Kansas City	57	23-56	.411	7-22	.318	4-6	.667	27	22	12	17	2	4
at Iowa	86	23-61	.377	5-23	.217	35-41	.854	44	14	15	8	4	5
N.C. Central	69	28-59	.475	5-15	.333	8-12	.667	31	30	11	15	3	5
at Iowa	108	38-73	.521	20-44	.455	12-16	.750	44	14	28	10	2	7
Alabama State	82	29-59	.492	11-24	.458	13-19	.684	27	17	17	14	2	8
at Iowa	109	38-72	.528	12-26	.462	21-23	.913	37	9	20	7	6	15
Western Michigan	61	24-63	.381	6-26	.231	7-7	1.000	38	17	14	24	2	6
at Iowa	85	32-66	.485	6-19	.316	15-19	.789	43	12	15	13	4	11
Portland State	51	20-65	.308	4-27	.148	7-9	.778	39	17	10	23	2	8
Iowa	75	30-56	.536	10-21	.476	5-10	.500	30	10	12	4	3	2
at Virginia	74	30-57	.526	9-18	.500	5-9	.556	29	12	16	5	2	0
Iowa	70	25-62	.403	5-21	.238	15-22	.682	30	29	12	9	0	6
at #2 Purdue	77	21-50	.420	8-19	.421	27-37	.730	42	18	14	17	2	5
at Iowa	83	31-69	.449	8-22	.364	13-19	.684	23	21	16	4	5	9
Illinois	87	26-59	.441	11-25	.440	24-28	.857	52	19	16	18	0	4
Iowa	53	17-63	.270	5-27	.185	14-15	.933	32	18	10	12	6	7
at #17 Iowa State	73	27-62	.435	8-25	.320	11-17	.647	50	16	18	16	4	5
Iowa	94	35-64	.547	8-26	.308	16-21	.762	35	21	21	9	4	11
vs. Utah State	75	25-51	.490	8-23	.348	17-24	.708	23	19	18	14	1	4
at Iowa	93	32-68	.471	11-33	.333	18-25	.720	50	15	21	11	3	7
SE Louisiana	62	22-60	.367	8-22	.364	10-17	.588	32	19	15	15	2	4
at Iowa	92	34-63	.540	6-15	.400	18-20	.900	41	12	15	12	8	5
Western Illinois	71	30-72	.417	5-30	.167	6-6	1.000	31	16	4	9	0	6
at Iowa	80	30-61	.492	8-20	.400	12-19	.632	34	15	17	7	4	6
Maryland	75	28-61	.459	9-25	.360	10-17	.588	38	20	11	9	1	6
Iowa	78	30-61	.492	7-20	.350	11-19	.579	26	22	19	8	7	4
at #23 Wisconsin	87	33-66	.500	5-17	.294	16-23	.696	43	20	15	8	1	6
at Iowa	83	28-63	.444	6-18	.333	21-25	.840	35	22	9	12	7	15
Indiana	74	27-53	.509	7-22	.318	13-21	.619	31	21	17	23	5	4
Iowa	81	33-68	.485	5-22	.227	10-16	.625	40	14	18	8	5	10
at Minnesota	71	28-55	.509	6-16	.375	9-14	.643	31	18	12	14	2	5
Iowa	46	17-61	.279	6-27	.222	6-11	.545	38	16	8	10	5	8
at Rutgers	48	18-58	.310	2-13	.154	10-13	.769	49	15	13	15	10	7
at Iowa	68	22-54	.407	10-32	.313	14-18	.778	37	13	15	10	5	9
Penn State	51	17-51	.333	7-25	.280	10-13	.769	34	18	10	17	1	4





SEASON & CAREER BESTS/THE LAST TIME...

Season Bests

Player	Points	3-Pointers	Rebounds	Assists	Blocks	Steals
Austin Ash	8, Portland St	2, Portland St	2, twice	2, twice	---	---
Jordan Bohannon	20, Virginia	6, twice	3, Minnesota	3, five times	---	3, twice
Carter Kingsbury	---	---	---	---	---	---
Luc Laketa	3, twice	1, twice	1, Portland St	1, SE Louisiana	---	1, W. Michigan
Connor McCaffery	5, twice	1, four times	8, SE Louisiana	7, Portland St	---	2, Portland St
Patrick McCaffery	16, SE Louisiana	3, Penn State	7, Wisconsin	4, twice	2, twice	3, Indiana
Riley Mulvey	8, W. Michigan	---	5, Alabama St	1, twice	1, W. Illinois	1, Kansas City
Keegan Murray	35, twice	5, Maryland	21, N.C. Central	4, Alabama St	5, Longwood	3, four times
Kris Murray	29, Indiana	3, three times	11, Indiana	2, six times	3, Indiana	3, Indiana
Josh Ogundele	7, Purdue	---	5, Purdue	---	2, Illinois	2, Portland St
Tony Perkins	16, Illinois	2, twice	5, Longwood	4, Utah State	1, twice	3, twice
Filip Rebraca	13, Maryland	1, Alabama St	13, Kansas City	2, twice	2, four times	3, Minnesota
Payton Sandfort	21, Alabama St	5, twice	5, W. Illinois	2, three times	1, three times	1, three times
Joe Toussaint	11, Alabama St	2, Alabama St	5, twice	11, Alabama St	---	4, Longwood
Ahron Ulis	12, N.C. Central	1, three times	4, three times	8, W. Michigan	---	3, Illinois

Career Bests

Player	Points	3-Pointers	Rebounds	Assists	Blocks	Steals
Austin Ash	9, Savannah St., '18	3, Savannah St., '18	2, five times	2, three times	---	2, Indiana
Jordan Bohannon	30, UAB, '17	8, twice	7, twice	14, Minnesota, '21	1, Nebraska '17	6, Pitt, '18
Carter Kingsbury	---	---	---	---	---	---
Luc Laketa	3, twice	1, twice	1, Portland St, '21	1, SE Louisiana	---	1, W. Michigan
Connor McCaffery	19, UConn, '18	3, twice	13, Michigan, '20	10, Maryland, '21	1, seven times	3, six times
Patrick McCaffery	19, Nebraska, '21	3, twice	7, Wisconsin, '22	4, twice	2, four times	3, Indiana
Riley Mulvey	8, W. Michigan, '21	---	5, Alabama St, '21	1, twice	1, W. Illinois, '21	1, Kansas City, '21
Keegan Murray	35, twice	5, Maryland, '21	21, N.C. Central, '21	4, Alabama St, '21	5, Longwood, '21	3, five times
Kris Murray	29, Indiana, '22	3, three times	11, Indiana, '22	2, six times	3, Indiana, '22	3, Indiana, '22
Josh Ogundele	7, Purdue, '21	---	5, Purdue, '21	---	2, Illinois '21	2, Portland St, '21
Tony Perkins	16, Illinois, '21	2, twice	7, N. Illinois, '20	4, Utah State, '21	1, three times	3, twice
Filip Rebraca	26, South Dakota, '20	2, eight times	16, Denver, '20	5, twice	8, Milwaukee, '19	4, Oral Roberts, '19
Payton Sandfort	21, Alabama St, '21	5, twice	5, W. Illinois	2, three times	1, three times	1, three times
Joe Toussaint	18, Penn State, '20	2, four times	8, Cal Poly, '19	11, Alabama St, '21	1, W. Illinois, '20	6, Maryland, '21
Ahron Ulis	12, N.C. Central, '21	1, three times	4, three times	8, W. Michigan, '21	1, Oregon	3, Illinois, '21

The Last Time a Player . . .

Had 30 or more points

Iowa -- 35, Keegan Murray vs. Maryland, 1/3/22
Opponent -- 30, Marcus Carr, Minnesota, 12/25/20

Made at least 90% of his FGA (10 att.)

Iowa -- .928 (13-14), Luka Garza vs. Iowa State, 12/11/20
Opponent -- .900 (9-10), Mike Watkins, Penn State, 2/3/18

Made 100% of his FTA (10 att.)

Iowa -- 1.000 (10-10), Jordan Bohannon vs. Nebraska 1/6/19
Opponent -- 1.000 (12-12), Bonzie Colson, Notre Dame, 11/29/16

Had 15 or more rebounds

Iowa -- 21, Keegan Murray vs. N.C. Central, 11/16/21
Opponent -- 18, Kofi Cockburn, Illinois, 12/6/21

Had 10 or more assists

Iowa -- 11, Joe Toussaint vs. Alabama State, 11/18/21
Opponent -- 10, Cam Mack, Nebraska, 1/7/20

Had 5 or more blocks

Iowa -- 5, Keegan Murray vs. Longwood, 11/9/21
Opponent -- 5, Trayce Jackson-Davis, Indiana, 1/13/22

Had 5 or more steals

Iowa -- 6, Joe Toussaint at Maryland, 1/7/21
Opponent -- 5, Chris McNeal, Cincinnati, 12/21/19

The Last Time a Team . . .

Scored 100 or more points

Iowa -- 109 vs. Western Michigan, 11/22/21
Opponent -- 102 by Minnesota, 12/25/20

Scored 40 or fewer points

Iowa -- 40 at Wisconsin, 3/3/10
Opponent -- 39 by UNC Wilmington, 11/8/13

Won an overtime game

Iowa -- 76-70 (OT) at Indiana, 2/22/19
Opponent -- 102-95 (OT) by Minnesota, 12/25/20

Made at least 60% of its FGA (20 att.)

Iowa -- .600 (39-65) vs. Kennesaw State, 12/29/19
Opponent -- .631 (41-65) by Purdue, 2/5/20

Made at least 50% of its 3-pt. FGA (8 att.)

Iowa -- .632 (12-19) at Wisconsin, 2/18/21
Opponent -- .500 (9-18) by Virginia, 11/29/21

Made at least 90% of its FTA (10 att.)

Iowa -- .900 (18-20) vs. Western Illinois, 12/29/21
Opponent -- .947 (18-19) by San Diego State, 11/29/19





SEASON HIGHS & LOWS/SPECIALITY STATS

CATEGORY		IOWA		OPPONENTS	
<u>Points</u>	High	109	Western Michigan	87	Illinois/Wisconsin
	Low	46	Rutgers	48	Rutgers
<u>FG Made</u>	High	38	Alabama St/WMU	33	Wisconsin
	Low	17	Iowa State/Rutgers	17	Penn State
<u>FG Att.</u>	High	73	Alabama State	74	Longwood
	Low	54	Penn State	50	Purdue
<u>FG%</u>	High	.554	Longwood	.526	Virginia
	Low	.270	N.C. Central	.308	Portland State
<u>3-FG Made</u>	High	20	Alabama State	11	Alabama State/Illinois
	Low	4	Kansas City	2	Rutgers
<u>3-FG Att.</u>	High	44	Alabama State	32	Longwood
	Low	16	Kansas City	13	Rutgers
<u>3-FG%</u>	High	.476	Virginia	.500	Virginia
	Low	.185	N.C. Central	.148	Portland State
<u>FTM</u>	High	35	N.C. Central	27	Purdue
	Low	5	Virginia	4	Kansas City
<u>FTA</u>	High	41	N.C. Central	37	Purdue
	Low	10	Virginia	6	Kansas City
<u>FT% (min. 10)</u>	High	.933	Iowa State	.857	Illinois
	Low	.500	Virginia	.588	SE Louisiana/Maryland
<u>Off. Reb.</u>	High	18	N.C. Central/Alabama St	21	Iowa State
	Low	6	Purdue/Wisconsin	2	Utah State
<u>Def. Reb.</u>	High	37	SE Louisiana	38	Rutgers
	Low	14	Illinois	19	Western Illinois/Indiana
<u>Total Reb.</u>	High	50	SE Louisiana	52	Illinois
	Low	23	Illinois	23	Utah State
<u>Assists</u>	High	28	Alabama State	18	Iowa State/Utah State
	Low	8	Rutgers	4	Western Illinois
<u>Steals</u>	High	15	Western Michigan/Indiana	8	Alabama St/Portland St
	Low	2	Virginia	0	Virginia
<u>Blocks</u>	High	8	Longwood/Western Illinois	10	Rutgers
	Low	0	Purdue	0	Illinois/Western Illinois
<u>Turnovers</u>	High	12	ISU/Western Illinois/Indiana	24	Western Michigan
	Low	4	Virginia/Illinois	5	Virginia
<u>Fouls</u>	High	29	Purdue	30	N.C. Central
	Low	9	Western Michigan	12	Virginia

GAME-BY-GAME SPECIALTY STATS

Date	Opponent	Pts. Off	Pts. in	2nd	Bench
		TO's	Paint	Chance	Points
11/9	Longwood	17	36	17	42
11/12	Kansas City	25	58	11	28
11/16	N.C. Central	16	34	15	27
11/18	Alabama State	18	30	23	51
11/22	Western Michigan	36	50	14	63
11/26	Portland State	23	46	17	36
11/29	Virginia	5	30	13	12
12/3	at #2 Purdue	20	34	4	29
12/6	Illinois	26	42	11	43
12/9	at #17 Iowa State	11	20	10	13
12/18	vs. Utah State	18	48	6	25
12/21	SE Louisiana	19	42	14	34
12/29	Western Illinois	9	54	12	32
1/3	Maryland	14	40	17	10
1/6	at #23 Wisconsin	8	38	14	21
1/13	Indiana	34	42	16	46
1/16	at Minnesota	12	52	17	12
1/19	Rutgers	6	22	8	0
1/22	Penn State	12	12	12	19
AVG.		17.3	38.4	13.2	28.6

IOWA AND OPPONENT INDIVIDUAL HIGH PERFORMANCES

CATEGORY	IOWA	OPPONENTS
<u>Points</u>	35	Keegan Murray (Utah State/Maryland) 29
<u>Field Goals Made</u>	14 (14-21)	Keegan Murray (Maryland) 11 (11-14)
<u>Field Goals Attempted</u>	21 (14-21)	Keegan Murray (Maryland) 18 (10-18)
<u>Field Goal Percentage (min. 5 made)</u>	.800 (8-10)	Keegan Murray (Longwood) .889 (8-9)
<u>3-Point Field Goals Made</u>	6 (6-8/6-9)	Jordan Bohannon (Longwood/Virginia) 5 (5-12/5-9)
<u>3-Point Field Goals Attempted</u>	10 (2-10)	Jordan Bohannon (Rutgers) 12 (5-12)
<u>3-Point Field Goals Pct. (min. 5 made)</u>	.833 (5-6)	Keegan Murray (Maryland) .556 (5-9)
<u>Free Throws Made</u>	9 (9-10)	Keegan Murray (N.C. Central) 6 (6-6)
<u>Free Throws Attempted</u>	10 (9-10)	Keegan Murray (N.C. Central) 10 (6-10)
<u>Free Throw Pct. (min. 7 made)</u>	.900 (9-10)	Keegan Murray (N.C. Central) ---
<u>Offensive Rebounds</u>	9	Keegan Murray (N.C. Central) 11
<u>Defensive Rebounds</u>	12	Keegan Murray (N.C. Central) 17
<u>Total Rebounds</u>	21	Keegan Murray (N.C. Central) 18
<u>Assists</u>	11	Joe Toussaint (Alabama State) 7
<u>Steals</u>	4	Joe Toussaint (Longwood) 2
<u>Blocks</u>	5	Keegan Murray (Longwood) 5
<u>Turnovers</u>	3	8 times 6





2021-22 IOWA RECORD WHEN...

When playing at home:	11-1	When leading at the half:	12-1	When wearing White:	9-0
When playing on the road:	2-4	When trailing at the half:	2-4	When wearing Black:	2-4
When playing on a neutral court:	1-0	When tied at the half:	0-0	When wearing Gold:	3-0
				When wearing Gray:	0-1
When Iowa scores 100 points or more:	3-0	Iowa field goal percentage at home:	378-780	.485	
When Iowa scores 90-99 points:	3-0	Iowa field goal percentage on road:	187-435	.430	
When Iowa scores 80-89 points:	6-1	Iowa 3-point percentage at home:	111-302	.368	
When Iowa scores 70-79 points:	1-2	Iowa 3-point percentage on road:	46-154	.299	
When Iowa scores under 70 points:	1-2	Iowa free throw percentage at home:	215-269	.799	
		Iowa free throw percentage on road:	77-114	.675	
When opponent scores 100 points or more:	0-0	On Sunday:	1-0		
When opponent scores 90-99 points:	0-0	On Monday:	3-1		
When opponent scores 80-89 points:	1-2	On Tuesday:	3-0		
When opponent scores 70-79 points:	7-2	On Wednesday:	1-1		
When opponent scores 60-69 points:	3-0	On Thursday:	2-2		
When opponent scores fewer than 60 points:	3-1	On Friday:	2-1		
		On Saturday:	2-0		
When Iowa shoots at least 50% from the field:	7-0	On BTN:	9-2		
When Iowa shoots less than 50% from the field:	7-5	On CBS:	0-0		
When opponent shoots at least 50% from the field:	3-1	On ESPN:	0-0		
When opponent shoots less than 50% from the field:	11-4	On ESPN2:	1-1		
When Iowa has higher FG% than opponent:	11-1	On ESPNU:	0-0		
When opponent has higher FG%:	3-4	On B1G+:	3-0		
When FG% is equal:	0-0	On FS1:	1-2		
		On CBS SN:	0-0		
When Iowa outrebounds opponent:	12-0	On NBC SN:	0-0		
When opponent has more rebounds:	2-5	On FOX:	0-0		
When rebounds are equal:	0-0	On TBS:	0-0		
When Iowa shoots at least 80% from the line:	6-1	Most Points, First Half:	63 vs. Alabama State		
When Iowa shoots less than 80% from the line:	9-4	Fewest Points, First Half:	26 at Purdue/Iowa State		
When opponent shoots at least 80% from the line:	3-1	Most Points Allowed, First Half:	48 vs. Indiana		
When opponent shoots less than 80% from the line:	12-4	Fewest Points Allowed, First Half:	20 vs. WMU/Portland St		
When Iowa shoots more free throws than opponent:	12-0	Most Points, Second Half:	60 vs. Western Michigan		
When opponent shoots more free throws:	2-5	Fewest Points, Second Half:	19 at Rutgers		
When free throws attempts are equal:	0-0	Most Points Allowed, Second Half:	48 vs. Illinois		
When Iowa has higher FT% than opponent:	10-1	Fewest Points Allowed, Second Half:	24 at Rutgers		
When opponent has higher FT%:	4-4	Largest Halftime Advantage:	29 vs. Western Michigan		
When FT% is equal:	0-0	Largest Halftime Deficit:	13 at Purdue/Wisconsin		
When Iowa shoots at least 50% from 3-point range:	0-0				
When Iowa shoots less than 50% from 3-point range:	14-5				
When opponent shoots at least 50% from 3-point range:	1-0				
When opponent shoots less than 50% from 3-point range:	13-5				
When Iowa has a higher 3-point FG% than opponent:	7-2				
When opponent has a higher 3-point FG%:	7-3				
When 3-point FG% is equal:	0-0				
When Iowa has more assists than opponent:	12-1				
When opponent has more assists:	2-3				
When assists are equal:	0-1				
When Iowa has fewer turnovers than opponent:	13-4				
When opponent has fewer turnovers:	1-0				
When turnovers are equal:	0-1				
When Iowa has more steals than opponent:	10-4				
When opponent has more steals:	2-1				
When steals are equal:	2-0				



IOWA SUPERLATIVES UNDER McCAFFERY

TEAM

Most Points Scored

- 116 -- Savannah State (11/13/16)
- 111 -- SIU Edwardsville (11/26/10)
- 110 -- Savannah State (12/22/18)
- 109 -- Western Michigan (11/22/21)**
- 109 -- Md. Eastern Shore (11/14/13)
- 108 -- Alabama State (11/18/21)**
- 106 -- Longwood (11/9/21)**
- 106 -- Northern Illinois (12/13/20)

Fewest Points Allowed

- 36 -- Howard (11/15/12)
- 39 -- UNC Wilmington (11/8/13)
- 39 -- Northern Iowa (12/7/10)
- 40 -- Louisiana Monroe (11/16/10)
- 41 -- Abilene Christian (11/17/13)

Field Goals Made

- 42 -- Savannah State (11/13/16)
- 42 -- Central Arkansas (12/19/11)
- 41 -- Northern Illinois (12/13/20)
- 40 -- Coppin State (11/15/15)
- 39 -- Savannah State (12/22/18)
- 39 -- Kennesaw State (12/29/19)

Field Goals Attempted

- 87 -- Savannah State (11/13/16)
- 79 -- Oregon (3/18/12)
- 78 -- Minnesota (12/25/20)
- 77 -- Nebraska (1/7/20)
- 77 -- Nebraska (1/5/17)
- 76 -- North Carolina (12/8/20)
- 76 -- Central Arkansas (12/19/11)
- 76 -- South Dakota (12/4/12)

Field Goal Percentage (20 Made)

- .680 -- Illinois (1/20/19)
- .643 -- Maryland (2/8/15)
- .630 -- Indiana (1/29/12)
- .627 -- Michigan (2/5/15)
- .623 -- Abilene Christian (11/17/13)
- .617 -- Arkansas-Pine Bluff (12/22/13)

3-Point Field Goals Made

- 20 -- Alabama State (11/18/21) ***
- 19 -- Savannah State (12/22/18)
- 18 -- Savannah State (11/13/16)
- 17 -- North Carolina (12/8/20)
- 16 -- Nebraska (3/4/21)
- 16 -- Maryland (2/25/17)
- 16 -- TCU (3/19/17)

3-Point Field Goals Attempted

- 44 -- Alabama State (11/18/21) ***
- 43 -- Nebraska (3/4/21)
- 43 -- Savannah State (11/13/16)
- 42 -- Savannah State (12/22/18)
- 40 -- North Carolina (12/8/20)
- 36 -- Iowa State (12/7/17)

3-Point FG Percentage (10 Made)

- .714 (15-21) Illinois (1/20/19)
- .632 (12-19) Wisconsin (2/18/21)
- .619 (13-21) Northern Illinois (11/17/11)
- .615 (16-26) Maryland (2/25/17)
- .611 (11-18) Rutgers (1/31/17)

Free Throws Made

- 39 -- Indiana (2/21/17)
- 38 -- Omaha (11/10/13)
- 35 -- NC Central (11/16/21)**
- 34 -- Green Bay (11/11/18)
- 34 -- Illinois (2/28/18)
- 33 -- Illinois (1/11/18)

Free Throws Attempted

- 49 -- Omaha (11/10/13)
- 47 -- Indiana (2/21/17)
- 45 -- Green Bay (11/11/18)
- 43 -- UM Eastern Shore (11/14/13)
- 43 -- Michigan State (1/28/14)
- 41 -- NC Central (11/16/21)**
- 41 -- Illinois (2/28/18)

Free Throw Percentage (10 Made)

- 1.000 (15-15) Illinois (3/8/20)
- 1.000 (15-15) Virginia (3/27/13)
- 1.000 (13-13) Purdue (12/28/16)
- .933 (14-15) Iowa State (12/9/21)**
- .929 (26-28) North Florida (12/22/14)
- .926 (25-27) Penn State (2/28/15)
- .923 (12-13) Iowa State (12/12/14)

Most Rebounds

- 57 -- Western Illinois (12/3/20)
- 57 -- Md. Eastern Shore (11/14/13)
- 56 -- UNC Wilmington (11/8/13)
- 56 -- Brown (12/3/11)
- 56 -- SC State (12/19/12)
- 55 -- Minnesota (12/25/20)

Most Assists

- 34 -- Northern Illinois (12/29/17)
- 33 -- Savannah State (11/13/16)
- 32 -- Central Arkansas (12/19/11)
- 31 -- Coppin State (11/15/15)
- 30 -- Savannah State (12/22/18)

Most Steals

- 19 -- SIU Edwardsville (11/26/10)
- 16 -- UMBC (12/6/14)
- 15 -- Indiana (1/13/22)**
- 15 -- Western Michigan (11/22/21)**
- 15 -- Rutgers (1/31/17)
- 14 -- Kennesaw State (12/29/19)
- 14 -- Maryland (1/19/17)
- 14 -- Marquette (11/19/15)
- 14 -- Penn (11/22/13)
- 14 -- Idaho St (12/4/10)
- 14 -- Chicago St (11/11/11)

Most Blocked Shots

- 14 -- Drake (12/19/15) *
- 13 -- Illinois (3/5/13)
- 12 -- UNC Wilmington (11/8/13)
- 12 -- Northern Illinois (11/26/14)
- 11 -- Michigan State (12/29/15)
- 10 -- Penn State (2/15/14)
- 10 -- UT-Pan American (11/9/12)

Fewest Turnovers

- 3 -- Temple (3/18/16)
- 3 -- Drake (12/19/15)
- 4 -- Illinois (12/6/21)**
- 4 -- Virginia (11/29/21)**
- 4 -- Michigan (1/17/16)
- 4 -- Northwestern (2/15/15)

* -- denotes school record

INDIVIDUAL

Most Points:

- 44 -- Luka Garza at Michigan (12/6/19)
- 42 -- Peter Jok vs. Memphis (11/26/16)
- 41 -- Luka Garza vs. Southern (11/27/20)
- 38 -- Luka Garza at Indiana (2/13/20)
- 36 -- Luka Garza vs. Oregon (3/22/21)
- 35 -- Keegan Murray vs. Maryland (1/3/22)**
- 35 -- Keegan Murray vs. Utah State (12/18/21)**
- 35 -- Luka Garza vs. Western Illinois (12/3/20)
- 35 -- Peter Jok vs. Indiana (2/21/17)

Field Goals Made

- 17 -- Luka Garza at Michigan (12/6/19)
- 14 -- Keegan Murray vs. Maryland (1/3/22)**
- 14 -- Luka Garza vs. Oregon (3/22/21)
- 14 -- Luka Garza vs. Southern (11/27/20)
- 14 -- Luka Garza at Indiana (2/13/20)
- 13 -- Keegan Murray vs. W. Illinois (12/29/21)**
- 13 -- Keegan Murray vs. Utah State (12/18/21)**
- 13 -- Luka Garza vs. Minnesota (1/10/21)
- 13 -- Luka Garza vs. Iowa State (12/11/20)
- 13 -- Luka Garza vs. Western Illinois (12/3/20)
- 13 -- Luka Garza vs. Penn State (1/4/20)

Field Goals Attempted

- 32 -- Luka Garza at Michigan (12/6/19)
- 28 -- Luka Garza vs. Penn State (2/29/20)
- 27 -- Luka Garza at Minnesota (12/25/20)
- 24 -- Devyn Marble vs. Wisconsin (1/5/14)
- 24 -- Peter Jok vs. Nebraska (1/5/17)

3-Point FG Made

- 8 -- Jordan Bohannon vs. Nebraska (3/4/21)
- 8 -- Peter Jok vs. Memphis (11/26/16)
- 8 -- Jordan Bohannon vs. Maryland (2/25/17)
- 7 -- Jordan Bohannon vs. N. Carolina (12/8/20)
- 7 -- Jordan Bohannon vs. N'western (2/25/18)
- 7 -- Jordan Bohannon vs Notre Dame (11/29/16)
- 7 -- Jordan Bohannon vs TCU (3/19/17)
- 7 -- Devyn Marble vs Oregon (3/18/12)
- 7 -- Matt Gatens vs Wisconsin (2/23/12)
- 7 -- Matt Gatens vs Indiana (2/19/12)

3-Point Field Goals Attempted

- 16 -- Jordan Bohannon vs. N. Carolina (12/8/20)
- 15 -- Jordan Bohannon at Notre Dame (12/3/16)
- 14 -- Jordan Bohannon at Syracuse (12/3/19)
- 14 -- Jordan Bohannon vs. Savannah St. (12/22/18)
- 14 -- Jordan Bohannon vs. N'western (2/25/18)
- 12 -- Payton Sandfort vs. Alabama St (11/18/21)**
- 12 -- Jordan Bohannon vs. Nebraska (3/4/21)
- 12 -- Jordan Bohannon at Illinois (1/11/18)
- 12 -- Jordan Bohannon vs. Omaha (12/3/16)

Free Throws Made

- 22 -- Peter Jok vs. Indiana (2/21/17) *
- 14 -- Roy Devyn Marble vs. UNI (12/15/12)
- 14 -- Aaron White vs. Texas (11/20/14)
- 13 -- Tyler Cook vs. UAB (11/22/17)
- 13 -- Aaron White vs. Wisconsin (1/19/13)

Most Rebounds:

- 21 -- Keegan Murray vs. NC Central (11/16/21)**
- 18 -- Luka Garza vs. Wisconsin (1/27/20)
- 18 -- Luka Garza at Nebraska (1/7/20)
- 18 -- Adam Woodbury vs. Wisconsin (2/24/16)
- 17 -- Luka Garza at Minnesota (12/25/20)
- 17 -- Aaron White vs. Iowa State (12/13/13)

Most Assists

- 13 -- Jordan Bohannon vs. TCU (3/19/17)
- 12 -- Mike Gesell vs. Minnesota (2/14/16)
- 12 -- Mike Gesell vs. Coppin State (11/15/15)
- 11 -- Joe Toussaint vs. Alabama St (11/18/21)**
- 11 -- Jordan Bohannon vs. Wisconsin (1/23/18)
- 11 -- Jordan Bohannon vs. South Dakota (3/15/17)
- 11 -- Mike Gesell vs. Michigan (3/5/16)
- 11 -- Devyn Marble vs. Wisconsin (2/22/14)
- 11 -- Bryce Cartwright vs. Dayton (3/13/12)
- 10 -- Connor McCaffery at Maryland (1/7/21)
- 10 -- Jordan Bohannon vs. Minnesota (12/9/19)
- 10 -- Jordan Bohannon vs. Minnesota (1/30/18)
- 10 -- Jordan Bohannon vs. Ohio State (1/4/18)
- 10 -- Jordan Bohannon vs. Indiana (3/9/17)
- 10 -- Mike Gesell vs. Nebraska (1/5/16)
- 10 -- Mike Gesell vs. Tenn. Tech (12/22/15)

Most Steals

- 7 -- Eric May vs. SIUE (11/26/10)
- 6 -- Joe Toussaint at Maryland (1/7/21)
- 6 -- Jordan Bohannon vs. Pitt (11/27/18)
- 6 -- Roy Devyn Marble vs. Penn (11/22/13)
- 6 -- Eric May at Wake Forest (11/30/10)
- 5 -- Joe Toussaint vs. Kennesaw St (12/29/19)
- 5 -- Nicholas Baer vs. Drake (12/16/17)
- 5 -- Isaiah Moss vs. Indiana (3/9/17)
- 5 -- Jarryd Cole at Mich St (3/2/11)
- 5 -- Matt Gatens vs. Idaho St (12/4/10)
- 5 -- Aaron White vs. North Florida (12/22/14)
- 5 -- Mike Gesell at Penn State (2/28/15)

Most Blocks

- 7 -- Melsahn Basabe vs. Iowa St (12/10/10)
- 7 -- Gabriel Olaseni vs. Illinois (3/5/13)
- 6 -- Nicholas Baer at Nebraska (1/5/17)
- 6 -- Jarrod Uthoff vs. Minnesota (2/14/16)
- 6 -- Jarrod Uthoff vs. Michigan State (12/19/15)
- 6 -- Nicholas Baer vs. Drake (12/12/15)
- 6 -- Melsahn Basabe vs. Ohio St (1/4/11)



Game 1 - Iowa 106, Longwood 73

Official Box Score
Longwood vs Iowa
 Game Totals - Final Statistics
 November 09, 2021 at Carver-Hawkeye Arena - Iowa City



No.	Player	S	Pts	FG	3FG	FT	OR	DR	TR	PF	A	TO	Bk	Stl	Min	±
01	WILKINS, ISAIAH	G	19	7-13	4-6	1-2	2	6	8	2	1	3	0	0	27	-14
03	WADE, DESHAUN	G	5	1-7	1-4	2-2	1	3	4	2	1	1	0	1	25	-22
04	WATSON, ZAC	F	4	1-2	0-0	2-2	0	1	1	4	0	1	0	0	16	-20
11	HILL, JUSTIN	G	10	3-10	1-3	3-3	1	2	3	1	6	1	0	2	27	-30
05	GRANLUND, JESPER	F	0	0-5	0-4	0-0	1	1	2	3	0	2	0	0	16	-22
00	NIKERIJIWE, LESLIE	F	17	8-9	0-0	1-2	3	1	4	2	0	1	0	0	20	-13
02	LUTERAS, NATE	G	3	1-8	1-5	0-0	0	1	1	0	1	0	0	1	18	-15
05	DARDEN, JAYLANI	G	2	1-2	0-1	0-0	2	0	2	1	0	0	0	0	2	-1
12	PERKINS, JORDAN	G	5	2-8	1-2	0-0	0	2	2	6	1	0	0	0	24	-22
21	HICKS, TREY	F	2	1-2	0-0	0-1	1	0	1	1	0	1	0	0	2	-1
22	LACOUNT, GAKHARI	G	0	0-1	0-1	0-0	0	0	0	0	0	0	0	0	2	-1
23	HOUSTON, D'AVIAN	G	3	1-5	1-4	0-0	1	2	3	4	1	1	0	1	14	-2
24	O'CONNOR, CAMERON	G	0	0-1	0-1	0-0	0	0	0	0	0	0	0	0	2	-1
44	WILLIAMS, C.J.	G	3	0-1	0-1	3-4	2	1	3	0	1	0	0	0	2	-1
TEAM							3	1	4	0	0					
TOTALS			73	26-74	9-32	12-16	17	21	38	22	17	12	0	5	199	

Shooting By Period	FG	FG%	3FG	3FG%	FT	FT%	Deadball Rebounds: 2.0
1st Half	12-35	34%	4-15	27%	1-1	100%	Last FG: 2nd-00:06
2nd Half	14-39	36%	5-17	29%	11-15	73%	Biggest Run: 7-0
Game	26-74	35.1%	9-32	28.1%	12-16	75.0%	Largest lead: By 0 at -

No.	Player	S	Pts	FG	3FG	FT	OR	DR	TR	PF	A	TO	Bk	Stl	Min	±
00	REBRACA, FILIP	F	2	1-3	0-0	0-0	0	5	5	1	1	1	0	0	16	29
02	TOUSSAINT, JOE	G	9	3-3	1-1	2-2	0	0	0	2	4	0	0	4	16	29
03	BOHANNON, JORDAN	G	18	6-8	6-8	0-0	0	0	0	1	1	0	0	1	17	37
15	MURRAY, KEEGAN	F	24	8-10	3-4	5-5	2	5	7	3	1	0	5	0	17	38
22	MCCAFFERY, PATRICK	F	11	3-6	0-3	5-6	0	4	4	0	4	2	0	0	22	29
04	ULIS, AHRON	G	6	3-4	0-0	0-0	2	2	4	3	5	1	0	0	20	1
11	PERKINS, TONY	G	6	1-7	0-2	4-4	1	4	5	3	2	2	1	0	19	8
13	ASH, AUSTIN	G	3	0-3	0-3	3-4	0	0	0	2	2	1	0	0	13	-8
20	SANDFORT, PAYTON	G	3	3-10	2-7	0-0	1	1	2	1	2	0	0	0	16	3
24	MURRAY, KRIS	F	16	7-9	2-4	0-1	2	5	7	2	1	1	2	1	17	0
25	LAKETA, LUC	G	0	0-0	0-0	0-0	0	0	0	0	0	0	0	0	2	1
30	MCCAFFERY, CONNOR	G	3	1-1	1-1	0-0	1	6	7	0	0	0	0	0	14	3
44	MULVEY, RILEY	C	0	0-1	0-0	0-0	0	1	1	2	1	0	0	0	10	-5
TEAM							0	1	0	0						
TOTALS			106	36-65	15-33	19-22	10	33	43	20	24	8	8	6	199	

Shooting By Period	FG	FG%	3FG	3FG%	FT	FT%	Deadball Rebounds: 1.0
1st Half	19-33	58%	8-16	50%	10-11	91%	Last FG: 2nd-01:30
2nd Half	17-32	53%	7-17	41%	9-11	82%	Biggest Run: 14-0
Game	36-65	55.4%	15-33	45.5%	19-22	86.4%	Largest lead: By 39 at 2nd-16:04

Game Notes:	Score	1st	2nd	TOT	Points	LWD	U-I
Officials: Paul Szecel, Tim Stewart, Kevin Raheer	LWD	29	44	73	In the Paint	26	36
Attendance: 929	U-I	56	50	106	Off Turns	14	17
Start Time: 10:00 PM ET	LWD led for 0:00. U-I led for 39:35.		Game was tied for 0:18.		2nd Chance	18	17
End Time: 12:01 AM ET	Times tied: 0		Lead Changes: 0		Fast Break	2	22
Game Duration: 1:55	Per Poss		0.961		Bench	35	42
			32/76		1,493		45/71

Game 3 - Iowa 86, N.C. Central 69

Official Box Score
N.C. Central vs Iowa
 Game Totals - Final Statistics
 November 16, 2021 at Carver-Hawkeye Arena - Iowa City



No.	Player	S	Pts	FG	3FG	FT	OR	DR	TR	PF	A	TO	Bk	Stl	Min	±
00	CALDWELL, ALEX	G	3	1-3	1-2	0-0	0	1	1	4	0	2	0	0	9	-10
02	MONROE, KRIS	F	10	4-9	1-2	1-2	3	1	4	3	0	4	1	0	35	-11
11	MULTSBY, MAROUE	G	12	5-11	2-3	0-0	0	8	8	4	3	0	1	31	-2	
23	BUTLER, CAMERON	C	4	2-2	0-0	0-1	0	1	1	5	0	1	0	0	14	-12
04	MILLER, RANDY	G	5	1-14	1-4	0-0	0	3	3	3	1	2	1	1	32	-19
01	HARRIS, JADARIUS	G	0	0-1	0-1	0-0	0	0	0	2	0	0	0	0	4	4
03	PRICE, ASANTI	F	2	1-3	0-1	0-0	1	0	1	2	0	0	0	0	10	-15
04	KING, DONTAVIUS	F	4	2-3	0-0	0-0	0	2	2	5	1	0	1	1	17	4
05	WRIGHT, JUSTIN	G	2	0-0	0-0	2-2	0	0	0	0	0	0	0	0	2	1
21	BOONE, ERIC	G	9	2-9	0-2	5-6	1	4	5	0	5	1	0	1	32	-10
24	FENNEL, NICOLAS	G	8	4-4	0-0	0-1	2	3	5	2	1	5	0	1	15	-15
TEAM							1	0	1	0						
TOTALS			69	28-59	5-15	8-12	8	23	31	30	11	3	5	200		

Shooting By Period	FG	FG%	3FG	3FG%	FT	FT%	Deadball Rebounds: 1.0
1st Half	18-31	58%	3-7	43%	5-7	71%	Last FG: 2nd-05:15
2nd Half	10-28	36%	2-8	25%	3-5	60%	Biggest Run: 7-0
Game	28-59	47.5%	5-15	33.3%	8-12	66.7%	Largest lead: By 2 at 1st-19:39

No.	Player	S	Pts	FG	3FG	FT	OR	DR	TR	PF	A	TO	Bk	Stl	Min	±
00	REBRACA, FILIP	F	8	2-2	0-0	4-7	4	2	6	4	0	1	0	0	24	12
02	TOUSSAINT, JOE	G	2	1-5	0-1	0-0	1	1	2	1	2	0	0	0	18	-8
03	BOHANNON, JORDAN	G	7	1-10	1-9	4-4	0	2	2	0	1	0	0	0	25	-1
15	MURRAY, KEEGAN	F	27	9-19	4-4	9-10	9	12	21	2	2	2	4	0	37	17
22	MCCAFFERY, PATRICK	F	15	4-11	1-4	6-6	1	0	1	0	1	2	0	0	23	5
04	ULIS, AHRON	G	12	2-5	1-1	7-8	0	3	3	1	4	2	0	1	22	25
11	PERKINS, TONY	G	13	4-7	2-3	3-4	1	1	2	1	1	0	0	3	20	27
13	ASH, AUSTIN	G	0	0-0	0-0	0-0	0	0	0	0	0	0	0	0	1	-1
20	SANDFORT, PAYTON	G	0	0-1	0-1	0-0	0	1	1	0	0	0	0	0	9	-3
23	OGUNDELE, JOSH	C	0	0-0	0-0	0-0	0	1	1	2	0	0	0	0	1	0
30	MCCAFFERY, CONNOR	G	2	0-1	0-1	2-2	0	1	1	3	3	1	0	1	21	12
TEAM							2	2	4	0						
TOTALS			86	23-61	5-23	35-41	18	26	44	14	15	8	4	5	200	

Shooting By Period	FG	FG%	3FG	3FG%	FT	FT%	Deadball Rebounds: 3.0
1st Half	14-34	41%	4-15	27%	17-18	94%	Last FG: 2nd-02:36
2nd Half	9-27	33%	1-8	13%	18-23	78%	Biggest Run: 15-0
Game	23-61	37.7%	5-23	21.7%	35-41	85.4%	Largest lead: By 19 at 2nd-01:44

Game Notes:	Score	1st	2nd	TOT	Points	NCC	U-I
Officials: Bill Elk, Steve Munkins, Brian McNutt	NCC	44	25	69	In the Paint	44	34
Attendance: 9132	U-I	49	37	86	Off Turns	6	16
Start Time: 09:05 PM ET	NCC led for 1:25. U-I led for 37:34.		Game was tied for 0:01.		2nd Chance	10	15
End Time: 11:03 PM ET	Times tied: 7		Lead Changes: 11		Fast Break	10	12
Game Duration: 1:58	Per Poss		1,000		Bench	25	27
			32/69		1,265		39/68

Game 2 - Iowa 89, Kansas City 57

Official Box Score
Kansas City vs Iowa
 Game Totals - Final Statistics
 November 12, 2021 at Carver-Hawkeye Arena - Iowa City



No.	Player	S	Pts	FG	3FG	FT	OR	DR	TR	PF	A	TO	Bk	Stl	Min	±
01	GILYARD, II, EVAN	G	6	3-12	0-4	0-0	0	1	1	2	3	1				

Game 5 - Iowa 109, Western Michigan 61

Official Box Score
Western Mich. vs Iowa
Game Totals -- Final Statistics
November 22, 2021 at Carver-Hawkeye Arena - Iowa City



Western Mich. 61

No.	Player	S	Pts	FG	3FG	FT	OR	DR	TR	PF	A	TO	Bk	Stl	Min	+/-
00	HASTINGS, MARKEESE	F	0	0-5	0-1	0-0	2	4	6	2	2	1	0	0	15	-15
02	MARTIN, ADRIAN	G	0	0-3	0-2	0-0	0	1	1	1	1	0	0	0	15	-14
11	NORMAN JR., LAMAR	G	19	7-16	5-12	0-0	0	1	1	1	2	6	0	0	31	-45
22	WRIGHT, TITUS	C	7	3-5	0-1	1-1	1	6	7	1	0	1	1	1	27	-37
32	SMITH, MACK	G	12	4-5	0-0	4-4	1	5	6	2	5	4	1	0	24	-22
01	MC MILLAN, MILEEK	F	3	1-3	1-2	0-0	0	1	1	4	0	1	0	1	14	-11
12	FREEMAN, JOSIAH	G	4	2-5	0-3	0-0	0	1	1	0	0	2	0	1	20	-32
14	KIMBLE, CAMERON	G	2	1-4	0-2	0-0	0	0	0	2	1	2	0	2	11	-4
20	LOBSINGER, OWEN	F	2	1-4	0-1	0-0	2	3	5	3	1	2	0	0	16	-25
21	ETCHISON, GUS	G	4	2-10	0-2	0-0	0	3	3	0	2	1	0	1	18	-27
34	KOLP, DANNY	F	8	3-3	0-0	2-2	2	0	2	1	0	0	0	0	9	-8
	TEAM						5	0	5	0	4					
TOTALS			61	24-63	6-26	7-7	13	25	38	17	14	24	2	6	199	

Shooting By Period	FG	FG%	3FG	3FG%	FT	FT%	Deadball Rebounds: 0.0
1st Half	8-27	30%	2-14	14%	2-2	100%	Last FG: 2nd-00:18
2nd Half	16-36	44%	4-12	33%	5-5	100%	Biggest Run: 6-0
Game	24-63	38.1%	6-26	23.1%	7-7	100.0%	Largest lead: By 2 at 1st-19:16

Iowa 109

No.	Player	S	Pts	FG	3FG	FT	OR	DR	TR	PF	A	TO	Bk	Stl	Min	+/-
00	REBRACA, FILIP	F	6	2-5	0-1	2-2	2	3	5	1	0	1	0	1	18	19
02	TOUSSAINT, JOE	G	6	3-6	0-0	0-0	0	1	1	2	4	1	0	3	17	18
03	BOHANNON, JORDAN	G	5	2-7	1-5	0-0	0	0	0	1	3	1	0	3	19	20
15	MURRAY, KEEGAN	F	29	10-14	2-4	7-9	3	3	6	0	0	0	3	2	21	21
30	MCCAFFERY, CONNOR	G	0	0-3	0-3	0-0	0	2	2	1	2	0	0	0	22	32
04	ULIS, AHRON	G	2	1-4	0-0	0-0	0	2	2	0	8	2	0	1	19	23
11	PERKINS, TONY	G	15	5-6	1-1	4-4	0	0	0	2	1	0	0	2	17	31
13	ASH, AUSTIN	G	4	2-5	0-1	0-0	0	1	0	1	0	2	1	0	8	6
20	SANDFORT, PAYTON	G	19	6-10	5-7	2-2	1	2	3	0	0	0	0	1	16	28
24	MURRAY, KRIS	F	12	3-6	2-3	4-4	1	7	8	1	0	0	1	2	23	30
25	LAKETA, LUC	G	3	1-1	1-1	0-0	0	0	0	0	0	0	0	1	6	-1
44	MULVEY, RILEY	C	8	3-5	0-0	2-2	2	2	4	1	0	1	0	0	13	11
	TEAM						1	4	5	0	0					
TOTALS			109	38-72	12-26	21-23	11	26	37	9	20	7	6	15	199	

Shooting By Period	FG	FG%	3FG	3FG%	FT	FT%	Deadball Rebounds: 0.0
1st Half	16-31	52%	7-12	58%	10-11	91%	Last FG: 2nd-01:20
2nd Half	22-41	54%	5-14	36%	11-12	92%	Biggest Run: 13-0
Game	38-72	52.8%	12-26	46.2%	21-23	91.3%	Largest lead: By 54 at 2nd-02:10

Game Notes:	Score	1st	2nd	TOT	Points	WMU	IUJ
Officials: Rob Riley, Brooks Wells, Ed Phillips	WMU	20	41	61	In the Paint	30	50
Attendance: 10044	U-I	49	60	109	Off Turns	6	36
Start Time: 08:33 PM ET					2nd Chance	10	14
End Time: 10:17 PM ET					Fast Break	12	31
Game Duration: 1:44					Bench	23	63
					Per Poss	0.772	1.434
						27/79	47/76

WMU led for 0:56. IUJ led for 37:17.
Game was tied for 1:31.
Times tied: 1 Lead Changes: 1

Game 6 - Iowa 85, Portland State 51

Official Box Score
Portland St. vs Iowa
Game Totals -- Final Statistics
November 26, 2021 at Carver-Hawkeye Arena - Iowa City



Portland St. 51

No.	Player	S	Pts	FG	3FG	FT	OR	DR	TR	PF	A	TO	Bk	Stl	Min	+/-
01	JEAN-MARIE, JAMES	F	7	3-10	0-0	1-2	11	4	15	3	1	5	1	0	33	-27
05	CARTER III, MICHAEL	G	8	3-7	2-5	0-0	1	1	2	1	4	3	1	1	30	-20
22	RUFFIN, MARLON	G	18	7-14	1-6	3-4	0	4	4	2	1	2	0	2	31	-25
23	THOMAS, KHALID	F	11	5-13	0-5	1-1	1	8	9	3	1	2	0	1	27	-16
55	STARKS, MIKAL	G	0	0-5	0-3	0-0	0	1	1	2	0	4	0	0	22	-21
02	BURKE, IAN	G	2	1-2	0-0	0-0	1	0	1	0	0	0	0	0	11	-12
03	BURKE, EZEKIEL	G	3	1-5	0-3	0-0	0	3	3	0	2	5	0	0	17	-12
04	DAWSON, PARIS	G	2	0-3	0-2	2-2	0	1	1	1	0	0	0	0	9	-10
10	CURTISS, HAYDEN	F	0	0-0	0-0	0-0	0	1	1	0	0	0	0	0	3	-7
12	WOOD, TROY	F	0	0-3	0-2	0-0	1	0	1	0	0	1	0	0	2	-5
15	NELSON, GIO	G	0	0-1	0-1	0-0	0	0	0	2	0	0	0	0	2	-5
32	EYMAN, JACOB	C	0	0-1	0-0	0-0	0	0	0	3	0	1	0	2	14	-10
	TEAM						1	0	1	0	0					
TOTALS			51	20-65	4-27	7-9	16	23	39	17	10	23	2	8	199	

Shooting By Period	FG	FG%	3FG	3FG%	FT	FT%	Deadball Rebounds: 1.0
1st Half	8-28	29%	2-13	15%	2-2	100%	Last FG: 2nd-02:22
2nd Half	12-37	32%	2-14	14%	5-7	71%	Biggest Run: 7-0
Game	20-65	30.8%	4-27	14.8%	7-9	77.8%	Largest lead: By 0 at 2nd-00:34

Iowa 85

No.	Player	S	Pts	FG	3FG	FT	OR	DR	TR	PF	A	TO	Bk	Stl	Min	+/-
00	REBRACA, FILIP	F	5	2-5	0-0	1-2	2	7	9	1	0	3	2	1	17	11
02	TOUSSAINT, JOE	G	2	1-4	0-0	0-0	0	0	0	2	3	0	0	1	13	8
03	BOHANNON, JORDAN	G	5	1-4	0-3	3-3	0	0	0	0	1	0	0	1	25	18
15	MURRAY, KEEGAN	F	23	10-16	1-5	2-2	3	6	9	1	0	0	1	2	27	17
22	MCCAFFERY, PATRICK	F	14	5-10	1-3	3-3	0	2	2	0	1	1	0	1	20	16
04	ULIS, AHRON	G	0	0-1	0-0	0-0	0	2	2	1	0	2	0	0	12	15
11	PERKINS, TONY	G	10	4-6	0-0	2-2	1	1	2	0	2	0	0	0	13	12
13	ASH, AUSTIN	G	8	3-3	2-2	0-0	1	1	2	0	0	0	0	0	5	6
20	SANDFORT, PAYTON	G	4	1-5	0-4	2-2	1	1	2	1	2	1	0	0	20	18
23	OGUNDELE, JOSH	C	1	0-1	0-0	1-3	1	1	2	0	0	0	0	2	4	4
24	MURRAY, KRIS	F	13	5-9	2-2	1-2	3	6	9	1	2	0	1	1	20	18
25	LAKETA, LUC	G	0	0-1	0-0	0-0	1	0	1	0	0	0	0	0	2	5
30	MCCAFFERY, CONNOR	G	0	0-1	0-0	0-0	0	3	3	2	7	0	0	2	19	17
44	MULVEY, RILEY	C	0	0-0	0-0	0-0	0	0	0	0	0	0	0	0	2	5
	TEAM						0	3	3	0	0					
TOTALS			85	32-66	6-19	15-19	13	30	43	12	15	13	4	11	199	

Shooting By Period	FG	FG%	3FG	3FG%	FT	FT%	Deadball Rebounds: 2.0
1st Half	12-33	36%	2-9	22%	5-6	83%	Last FG: 2nd-01:26
2nd Half	20-33	61%	4-10	40%	10-13	77%	Biggest Run: 10-0
Game	32-66	48.5%	6-19	31.6%	15-19	78.9%	Largest lead: By 34 at 2nd-00:34

Game Notes:	Score	1st	2nd	TOT	Points	PSU	IUJ
Officials: Donnie Eppley, John Floyd, King Whetstone	PSU	20	31	51	In the Paint	22	46
Attendance: 11756	U-I	31	54	85	Off Turns	17	23
Start Time: 07:01 PM ET					2nd Chance	9	17
End Time: 08:46 PM ET					Fast Break	6	20
Game Duration: 1:45					Bench	7	36
					Per Poss	0.689	1.197
						23/74	39/71

PSU led for 0:06. IUJ led for 39:02.
Game was tied for 0:41.
Times tied: 0 Lead Changes: 0

Game 7 - Iowa 75, Virginia 74

Official Box Score
Iowa vs Virginia
Game Totals -- Final Statistics
November 29, 2021 at John Paul Jones Arena - Charlottesville



Iowa 75

No.	Player	S	Pts	FG	3FG	FT	OR	DR	TR	PF	A	TO	Bk	Stl	Min	+/-
00	REBRACA, FILIP	F	8	4-4	0-0	0-3	2	1	3	2	0	0	0	0	28	7
02	TOUSSAINT, JOE	G	10	4-7	0-1	2-2	0	3	3	2	0	0	0	0	26	-4
03	BOHANNON, JORDAN	G	20	7-12	6-9	0-0	0	1	1	3	2	0	0	0	31	-1
15	MURRAY, KEEGAN	F	18	7-13	1-4	3-5	2	7	9	1	3	2	1	0	36	-7
22	MCCAFFERY, PATRICK	F	7	3-6	1-1	0-0	1	2	3	0	3	0	1	1	24	-1
04	ULIS, AHRON	G	2	1-2	0-0	0-0	0	2	2	0	2	0	0	0	13	7
11	PERKINS, TONY	G	4													

Game 9 - Illinois 87, Iowa 83

Official Box Score
Illinois vs Iowa
 Game Totals -- Final Statistics
 December 06, 2021 at Carver-Hawkeye Arena - Iowa City, IA



No.	Player	S	Pts	FG	3FG	FT	OR	DR	TR	PF	A	TO	Bk	Stl	Min	+/-
01	FRAZIER, TRENT	G	18	5-9	3-5	5-6	2	6	8	0	2	5	0	0	37	11
11	PLUMMER, ALFONSO	G	21	6-11	4-8	5-5	0	2	2	4	1	2	0	0	33	9
20	WILLIAMS, DAMONTE	G	3	1-2	0-0	1-1	2	2	4	3	6	2	0	1	30	-7
21	COCKBURN, KOFI	G	17	6-12	0-0	5-6	5	13	18	3	0	1	0	0	30	-6
33	HAWKINS, COLEMAN	F	7	2-8	0-2	3-4	2	5	7	5	3	0	1	0	24	0
03	GRANDISON, JACOB	F	21	6-14	4-9	5-6	2	1	3	1	2	0	0	0	30	7
04	PAYNE, OMAR	F	0	0-0	0-0	0-0	0	0	0	2	0	1	0	0	1	0
10	GOODE, LUKE	G	0	0-1	0-1	0-0	0	2	2	0	0	0	0	0	6	-5
13	BOSMANS-VERDONK, BENJAMIN	F	0	0-2	0-0	0-0	3	0	3	1	0	0	0	0	9	3
TEAM							3	2	5	0	4					
TOTALS			87	26-59	11-25	24-28	19	33	52	19	16	18	0	4	200	

Shooting By Period	FG	FG%	3FG	3FG%	FT	FT%	Deadball Rebounds: 4.0
1st Half	14-33	42%	8-18	44%	3-4	75%	Last FG: 2nd-01:20
2nd Half	12-26	46%	3-7	43%	21-24	88%	Biggest Run: 10-0
Game	26-59	44.1%	11-25	44.0%	24-28	85.7%	Largest lead: By 15 at 2nd-08:57

No.	Player	S	Pts	FG	3FG	FT	OR	DR	TR	PF	A	TO	Bk	Stl	Min	+/-
00	REBRACA, FILIP	F	3	1-4	0-1	1-2	2	6	8	4	2	1	0	0	21	-1
02	TOUSSAINT, JOE	G	2	1-7	0-2	0-0	2	0	2	1	3	1	0	1	16	-11
03	BOHANNON, JORDAN	G	4	2-5	0-1	0-0	0	0	0	2	1	1	0	0	17	-15
15	MURRAY, KEEGAN	F	19	7-15	1-4	4-7	1	1	2	1	0	1	2	3	30	-11
22	MCCAFFERY, PATRICK	F	12	5-11	2-2	0-1	1	1	2	1	0	0	0	0	24	-10
04	ULIS, AHRON	G	11	3-6	1-2	4-4	0	0	0	4	7	0	0	3	24	9
11	PERKINS, TONY	G	16	6-8	2-3	2-3	0	0	0	3	0	0	0	1	24	11
20	SANDFORT, PAYTON	G	5	2-3	1-2	0-0	1	0	1	0	0	0	1	0	10	7
23	OGUNDELE, JOSH	C	0	0-0	0-0	0-0	0	0	0	0	0	0	0	2	-8	
24	MURRAY, KRIS	F	8	3-8	0-3	2-2	2	3	5	2	2	0	0	0	17	5
30	MCCAFFERY, CONNOR	G	3	1-2	1-2	0-0	0	0	0	3	1	0	0	1	15	4
TEAM							0	3	3	0	0					
TOTALS			83	31-69	8-22	13-19	9	14	23	21	16	4	5	9	200	

Shooting By Period	FG	FG%	3FG	3FG%	FT	FT%	Deadball Rebounds: 2.0
1st Half	15-32	47%	4-12	33%	2-3	67%	Last FG: 2nd-00:01
2nd Half	16-37	43%	4-10	40%	11-16	69%	Biggest Run: 14-0
Game	31-69	44.9%	8-22	36.4%	13-19	68.4%	Largest lead: By 9 at 1st-05:58

Game Notes:	Score	1st	2nd	TOT	Points	ILL	IU
Officials: B.J. Carstensen, Lewis Garrison, Eric Curry	ILL	39	48	87	In the Paint	26	42
Start Time: 07:01 PM ET	ILL	36	47	83	Off Turns	8	26
Conference Game:	ILL led for 30:33, IU led for 6:52.				2nd Chance	24	11
	Game was tied for 2:36.				Fast Break	2	17
	Times tied: 2	Lead Changes: 4			Bench	21	43
					Per Poss	1.243	1.203
						37/70	38/69

Game 10 - #17 Iowa State 73, Iowa 53

Official Box Score
Iowa vs #17 Iowa State
 Game Totals -- Final Statistics
 December 09, 2021 at James H. Hilton Coliseum - Ames, Iowa

No.	Player	S	Pts	FG	3FG	FT	OR	DR	TR	PF	A	TO	Bk	Stl	Min	+/-
00	REBRACA, FILIP	F	7	2-3	0-0	3-4	1	3	4	3	1	2	0	0	21	-13
02	TOUSSAINT, JOE	G	0	0-1	0-0	0-0	0	1	1	1	0	1	0	0	12	-8
03	BOHANNON, JORDAN	G	17	4-12	3-8	6-6	1	1	2	2	0	2	0	0	31	-10
15	MURRAY, KEEGAN	F	9	4-17	1-6	0-0	6	1	7	3	1	1	2	3	37	-15
22	MCCAFFERY, PATRICK	F	7	2-9	1-5	2-2	0	4	4	1	1	1	0	1	26	-7
04	ULIS, AHRON	G	0	0-2	0-0	0-0	0	2	2	1	4	2	0	1	15	0
11	PERKINS, TONY	G	9	3-10	0-3	3-3	1	0	1	3	1	0	0	1	26	-22
20	SANDFORT, PAYTON	G	0	0-3	0-2	0-0	0	0	0	0	0	0	0	1	0	-5
23	OGUNDELE, JOSH	C	0	0-0	0-0	0-0	0	0	0	0	1	0	0	1	0	-2
24	MURRAY, KRIS	F	4	2-6	0-3	0-0	3	3	6	3	1	1	2	2	16	-2
30	MCCAFFERY, CONNOR	G	0	0-0	0-0	0-0	1	0	1	0	1	0	0	0	8	-13
TEAM							2	2	4	0	1	0				
TOTALS			53	17-63	5-27	14-15	15	17	32	18	10	12	6	7	200	

Shooting By Period	FG	FG%	3FG	3FG%	FT	FT%	Deadball Rebounds: 1.0
1st Half	8-28	29%	3-12	25%	7-7	100%	Last FG: 2nd-00:35
2nd Half	9-35	26%	2-15	13%	7-8	88%	Biggest Run: 7-0
Game	17-63	27.0%	5-27	18.5%	14-15	93.3%	Largest lead: By 4 at 1st-11:52

No.	Player	S	Pts	FG	3FG	FT	OR	DR	TR	PF	A	TO	Bk	Stl	Min	+/-
01	BROCKINGTON, IZAIHAH	G	29	11-14	3-5	4-6	5	5	10	3	2	3	0	2	36	24
04	CONDITT, GEORGE	F	4	2-4	0-0	0-0	2	1	3	4	1	0	0	0	13	8
11	HUNTER, TYRESE	G	11	4-13	1-5	2-2	2	6	8	1	6	3	0	0	33	23
22	KALSCHER, GABE	G	8	3-15	0-5	2-2	1	3	4	2	4	2	1	0	34	14
23	ENARUNA, TRISTAN	F	6	2-3	1-1	1-2	1	5	6	2	0	2	1	0	18	13
02	GRILL, CALEB	G	0	0-1	0-1	0-0	1	0	1	2	5	1	0	0	22	-6
03	JACKSON, TRE	G	6	2-5	2-4	0-0	0	1	1	0	0	2	0	1	12	14
05	KUNC, ALJAZ	F	7	2-5	1-4	2-3	2	4	6	2	0	0	0	1	25	4
12	JONES, ROBERT	F	2	1-2	0-0	0-2	2	2	4	0	0	2	1	0	8	2
TEAM							5	2	7	0	3					
TOTALS			73	27-62	8-25	11-17	21	29	50	16	18	16	4	5	200	

Shooting By Period	FG	FG%	3FG	3FG%	FT	FT%	Deadball Rebounds: 3.2
1st Half	14-32	44%	4-11	36%	6-10	60%	Last FG: 2nd-03:26
2nd Half	13-30	43%	4-14	29%	5-7	71%	Biggest Run: 9-0
Game	27-62	43.5%	8-25	32.0%	11-17	64.7%	Largest lead: By 24 at 2nd-12:22

Game Notes:	Score	1st	2nd	TOT	Points	IOW	ISU
Officials: Keith Kimble, Bert Smith, Brooks Wells	IOW	26	27	53	In the Paint	20	32
Attendance: 14287	ISU	38	35	73	Off Turns	11	14
Start Time: 09:01 PM ET	IOW led for 3:51, ISU led for 35:55.				2nd Chance	10	19
Game Duration: 2:10	Game was tied for 0:14.				Fast Break	5	9
	Times tied: 2	Lead Changes: 8			Bench	13	15
					Per Poss	0.883	1.096
						23/66	33/67

Game 11 - Iowa 94, Utah State 75

Official Box Score
Utah State vs Iowa
 Game Totals -- Final Statistics
 December 19, 2021 at Sanford Pentagon



No.	Player	S	Pts	FG	3FG	FT	OR	DR	TR	PF	A	TO	Bk	Stl	Min	+/-
04	HORWATH, BRANDON	F	18	6-11	3-5	3-6	0	6	6	1	2	3	0	0	30	-16
05	EYTLER-ROCK, RJ	G	4	0-4	0-3	4-4	0	1	1	2	2	0	0	0	25	-20
15	JONES, RYLAN	G	5	2-6	0-0	1-2	0	1	1	4	5	2	0	1	23	-9
22	MILLER, BROCK	G	8	3-5	1-3	1-2	0	3	3	2	1	3	0	0	29	-21
34	BEAN, JUSTIN	F	7	7-9	1-2	2-2	0	2	2	4	4	2	0	2	29	-18
03	ASHWORTH, STEVEN	G	6	2-7	2-6	0-0	0	1	1	3	4	2	0	0	26	-15
11	SHULGA, MAX	G	7	1-2	1-2	4-4	0	2	2	1	0	0	0	1	13	5
12	ZAPALA, SZYMON	C	2	1-1	0-0	0-2	1	2	3	0	0	0	1	0	2	4
21	THELLESEN, NORBERT	F	0	0-1	0-1	0-0	0	0	0	0	0	0	0	0	5	7
24	HAMODA, ZEE	F	4													

Game 13 - Iowa 92, Western Illinois 71

Official Box Score
Western Ill. vs Iowa
Game Totals -- Final Statistics
December 29, 2021 at Carver-Hawkeye Arena - Iowa City



No.	Player	S	Pts	FG	3FG	FT	OR	DR	TR	PF	A	T	Bk	Stl	Min	+/-
02	PEARSON, TAMELL	F	4	2-4	0-0	0-0	2	2	4	2	1	3	0	1	33	-22
05	MASSNER, TRENTON	G	20	9-17	0-4	2-2	0	2	2	1	2	1	0	2	38	-20
15	SANDAGE, COLTON	G	15	6-14	3-11	0-0	0	4	4	2	0	0	0	0	28	-15
25	CARIUS, WILL	F	12	4-16	2-9	2-2	5	4	9	3	0	0	0	0	34	-18
44	BARISIC, LUKA	F	12	5-13	0-6	2-2	2	1	3	2	0	0	0	1	21	-7
03	BURRELL, CAMERON	F	0	0-1	0-0	0-0	0	0	0	0	0	0	0	0	4	-7
11	FLORES, JADRIAN	G	2	1-2	0-0	0-0	1	0	1	3	0	1	0	1	9	-4
12	ANHOLD, ADAM	F	0	0-0	0-0	0-0	0	0	0	0	0	0	0	0	2	0
13	LAMAR, BRADEN	G	0	0-0	0-0	0-0	0	0	0	1	0	0	0	0	3	-2
21	JETER IV, ROBERT	G	0	0-0	0-0	0-0	0	0	0	0	0	1	0	0	2	-2
22	LEE, KJ	G	0	0-1	0-0	0-0	0	0	0	0	0	0	0	0	3	-2
24	DIXON, GEORGE	F	6	3-4	0-0	0-0	1	6	7	2	1	2	0	1	22	-6
	TEAM						1	0	1	0	0	1				
TOTALS			71	30-72	5-30	6-6	12	19	31	16	4	9	0	6	200	

Shooting By Period	FG	FG%	3FG	3FG%	FT	FT%	Deadball Rebounds: 0.0
1st Half	14-37	38%	3-19	16%	2-2	100%	Last FG: 2nd-03:21
2nd Half	16-35	46%	2-11	18%	4-4	100%	Biggest Run: 6-0
Game	30-72	41.7%	5-30	16.7%	6-6	100.0%	Largest lead: By 9 at 1st-19:21

No.	Player	S	Pts	FG	3FG	FT	OR	DR	TR	PF	A	T	Bk	Stl	Min	+/-
00	REBRACA, FILIP	F	5	2-3	0-0	1-2	0	4	4	0	0	1	0	0	17	13
02	TOUSSAINT, JOE	G	2	0-1	0-0	2-2	1	4	5	1	1	0	0	0	13	4
03	BOHANNON, JORDAN	G	13	3-9	1-6	6-6	0	1	1	2	3	1	0	0	24	22
15	MURRAY, KEEGAN	F	29	13-20	1-4	2-3	2	8	10	1	3	1	3	3	35	27
22	MCCAFFERY, PATRICK	F	11	4-8	1-2	2-2	0	3	3	0	1	2	2	0	24	11
04	ULIS, AHRON	G	7	1-3	0-0	5-5	0	3	3	3	5	2	0	1	19	4
11	PERKINS, TONY	G	4	2-4	0-0	0-0	0	3	3	1	2	1	0	0	21	10
13	ASH, AUSTIN	G	2	1-1	0-0	0-0	0	0	0	0	0	0	0	0	3	2
20	SANDFORT, PAYTON	G	13	5-7	3-3	0-0	4	1	5	1	0	0	0	1	17	11
24	MURRAY, KRIS	F	6	3-7	0-0	0-0	3	1	4	3	0	2	2	0	13	-6
25	LAKETA, LUC	G	0	0-0	0-0	0-0	0	0	0	0	0	0	0	0	2	0
30	MCCAFFERY, CONNOR	G	0	0-0	0-0	0-0	0	1	1	0	0	0	0	0	10	5
44	MULVEY, RILEY	C	0	0-0	0-0	0-0	0	0	0	0	0	0	1	0	2	2
	TEAM						1	1	2	0	1					
TOTALS			92	34-63	6-15	18-20	11	30	41	12	15	12	8	5	200	

Shooting By Period	FG	FG%	3FG	3FG%	FT	FT%	Deadball Rebounds: 1.0
1st Half	21-36	58%	5-10	50%	6-7	86%	Last FG: 2nd-01:49
2nd Half	13-27	48%	1-5	20%	12-13	92%	Biggest Run: 8-0
Game	34-63	54.0%	6-15	40.0%	18-20	90.0%	Largest lead: By 21 at 2nd-01:49

Game Notes	Score	1st	2nd	TOT	Points	WIU	UI
Officials: Donnie Eppley, Brandon Cruz, Chad Barlow Attendance: 19056	WIU	33	38	71	In the Paint	42	54
Start Time: 08:01 PM ET End Time: 09:46 PM ET Game Duration: 1:44	UI	53	39	92	Off Turns	14	9
					2nd Chance	13	12
					Fast Break	2	31
					Bench	8	32
					Per Poss	1.014	1.298
						32/70	42/71

Game 15 - #23 Wisconsin 87, Iowa 78

Official Box Score
Iowa vs Wisconsin
Game Totals -- Final Statistics
January 06, 2022 at Kohl Center (Al Nicholas Court) - Madison



No.	Player	S	Pts	FG	3FG	FT	OR	DR	TR	PF	A	T	Bk	Stl	Min	+/-
00	REBRACA, FILIP	F	2	1-2	0-0	0-0	0	1	1	2	0	0	0	0	12	-11
02	TOUSSAINT, JOE	G	6	3-5	0-1	0-0	0	0	0	1	4	2	0	0	28	-13
03	BOHANNON, JORDAN	G	12	3-6	3-6	3-6	0	1	1	2	3	0	0	0	19	-3
15	MURRAY, KEEGAN	F	27	10-16	2-4	5-9	1	4	5	0	0	3	3	1	35	-17
22	MCCAFFERY, PATRICK	F	10	4-10	0-2	2-3	1	6	7	4	3	0	1	0	26	-8
04	ULIS, AHRON	G	2	1-2	0-0	0-0	0	3	3	0	2	1	0	0	15	-8
11	PERKINS, TONY	G	0	0-4	0-1	0-0	1	0	1	2	1	0	0	0	11	-9
13	ASH, AUSTIN	G	2	1-1	0-0	0-0	0	0	0	0	0	0	0	0	1	7
20	SANDFORT, PAYTON	G	0	0-2	0-1	0-0	1	0	1	1	2	1	0	0	7	-3
23	OGUNDELE, JOSH	C	3	1-2	0-0	1-1	1	0	1	1	0	0	1	0	4	9
24	MURRAY, KRIS	F	12	5-10	2-5	0-0	0	3	3	3	2	1	2	2	20	7
30	MCCAFFERY, CONNOR	G	0	0-0	0-0	0-0	1	0	1	5	2	0	1	0	15	2
44	MULVEY, RILEY	C	2	1-1	0-0	0-0	0	1	1	1	0	0	0	0	6	2
	TEAM						0	1	1	0	0					
TOTALS			78	30-61	7-20	11-19	6	20	26	22	19	8	7	4	199	

Shooting By Period	FG	FG%	3FG	3FG%	FT	FT%	Deadball Rebounds: 3.2
1st Half	14-32	44%	1-6	17%	3-6	50%	Last FG: 2nd-00:15
2nd Half	16-29	55%	6-14	43%	8-13	62%	Biggest Run: 9-0
Game	30-61	49.2%	7-20	35.0%	11-19	57.9%	Largest lead: By 23 at 2nd-07:08

No.	Player	S	Pts	FG	3FG	FT	OR	DR	TR	PF	A	T	Bk	Stl	Min	+/-
01	DAVIS, JOHNNY	G	26	10-18	3-7	3-5	1	8	9	3	5	2	0	0	35	21
05	WAHL, TYLER	F	16	6-7	0-0	4-8	3	6	9	2	2	1	0	2	32	15
22	CROWL, STEVEN	F	12	6-8	0-0	0-0	1	2	3	2	3	0	0	1	24	24
23	HEPBURN, CHUCKY	G	11	3-9	1-4	4-4	0	2	2	2	1	0	0	2	31	21
34	DAVISON, BRAD	G	18	6-11	1-3	5-5	3	4	7	1	2	1	0	1	32	17
00	NEATH, JAHOOBI	G	2	1-3	0-1	0-1	1	3	4	1	1	1	0	0	14	-2
02	DAVIS, JORDAN	G	0	0-0	0-0	0-0	0	0	0	0	0	0	0	0	1	-7
04	HIGGINBOTTOM, CARTER	G	0	0-1	0-0	0-0	0	0	0	0	0	0	0	0	1	-8
10	LINDSEY, ISAAC	G	0	0-0	0-0	0-0	0	0	0	0	0	0	0	0	4	-4
11	BOWMAN II, LORNE	G	0	0-3	0-1	0-0	0	0	0	2	0	1	0	0	9	-8
14	GILMORE, CARTER	F	2	1-2	0-1	0-0	0	0	0	3	0	0	0	0	7	1
20	CARLSON, BEN	F	0	0-1	0-0	0-0	0	0	0	0	0	0	0	0	1	-7
33	VOGT, CHRIS	C	0	0-3	0-0	0-0	2	2	4	3	1	0	0	0	12	-10
35	SILVER, MARKUS	F	0	0-0	0-0	0-0	0	0	0	1	0	1	0	0	1	-8
	TEAM						4	1	5	0	1					
TOTALS			87	33-66	5-17	16-23	15	28	43	20	15	8	1	6	199	

Shooting By Period	FG	FG%	3FG	3FG%	FT	FT%	Deadball Rebounds: 3.2
1st Half	17-34	50%	4-14	29%	7-12	58%	Last FG: 2nd-03:02
2nd Half	16-32	50%	1-3	33%	9-11	82%	Biggest Run: 12-0
Game	33-66	50.0%	5-17	29.4%	16-23	69.6%	Largest lead: By 23 at 2nd-07:08

Game Notes	Score	1st	2nd	TOT	Points	IOW	WIS
Officials: Kelly Pfeiffer, Don Dally, Brian Dorsey Attendance: 15212	IOW	32	46	78	In the Paint	38	40
Start Time: 09:08 PM ET End Time: 11:08 PM ET Game Duration: 2:01 Conference Game:	WIS	45	42	87	Off Turns	8	13
					2nd Chance	14	18
					Fast Break	9	5
					Bench	21	4
					Per Poss	1.130	1.243
						36/69	41/70

Game 17 - Iowa 81, Minnesota 71

Official Box Score
Iowa vs Minnesota
Game Totals -- Final Statistics
January 16, 2022 at Williams Arena - Minneapolis



No.	Player	S	Pts	FG	3FG	FT	OR	DR	TR	PF	A	TO	Blk	Stl	Min	+/-
00	REBRACA, FILIP	F	12	6-11	0-1	0-0	6	6	12	2	1	2	3	3	2	8
02	TOUSSAINT, JOE	G	8	4-8	0-2	0-1	0	2	2	1	7	3	0	1	26	6
03	BOHANNON, JORDAN	G	12	3-11	2-8	4-4	1	2	3	2	2	1	0	3	30	9
15	MURRAY, KEEGAN	F	25	11-17	1-3	2-3	4	6	10	2	0	0	2	2	36	6
22	MCCAFFERY, PATRICK	F	12	4-11	2-5	2-4	0	3	3	0	1	1	0	1	31	11
04	ULIS, AHRON	G	0	0-1	0-0	0-0	1	1	2	2	3	0	0	0	12	-1
11	PERKINS, TONY	G	5	2-3	0-0	1-1	0	2	2	1	1	0	0	0	12	-7
20	SANDFORT, PAYTON	G	2	1-2	0-1	0-0	0	1	1	2	2	0	0	0	9	-1
24	MURRAY, KRIS	F	5	2-4	0-2	1-3	1	1	2	2	1	1	0	1	11	3
	TEAM						2	1	3	0	0	3	0	0		
TOTALS			81	33-68	5-22	10-16	15	25	40	14	18	8	5	10	200	

Shooting By Period

Period	FG	FG%	3FG	3FG%	FT	FT%
1st Half	20-42	48%	3-13	22%	1-1	100%
2nd Half	13-26	50%	3-13	23%	9-15	60%
Game	33-68	48.5%	5-22	22.7%	10-16	62.5%

Deadball Rebounds: 2.0
Last FG: 2nd-00:59
Biggest Run: 8-0
Largest lead: By 23 at 2nd-11:54
Technical Fouls: None.

Minnesota 71

No.	Player	S	Pts	FG	3FG	FT	OR	DR	TR	PF	A	TO	Blk	Stl	Min	+/-
00	WILLIS, PAYTON	G	11	4-8	0-3	3-5	0	6	6	3	4	3	0	2	37	-8
10	BATTLE, JAMISON	F	20	7-14	4-7	2-4	0	8	8	2	2	2	0	0	39	-9
12	LOEWE, LUKE	G	4	2-8	0-1	0-0	0	0	0	5	0	2	0	0	31	-6
15	DANIELS, CHARLIE	F	4	2-4	0-0	0-0	1	4	5	3	3	2	1	28	-19	
20	STEPHENS, E.J.	G	22	9-15	2-5	2-2	0	2	2	1	1	2	0	1	40	-10
02	THAM, ABDOULAYE	G	2	1-2	0-0	0-0	0	0	0	1	1	0	0	0	4	-6
25	RAMBERG, WILL	G	0	0-1	0-0	0-0	1	1	2	1	1	1	0	1	11	-3
42	THOMPSON, TREYTON	C	8	3-3	0-0	2-3	2	0	2	2	0	0	0	0	11	11
	TEAM						3	3	6	0	1					
TOTALS			71	28-55	6-16	9-14	7	24	31	18	12	14	2	5	200	

Shooting By Period

Period	FG	FG%	3FG	3FG%	FT	FT%
1st Half	12-27	44%	1-7	14%	1-1	100%
2nd Half	16-28	57%	5-9	56%	7-9	78%
Game	28-55	50.9%	6-16	37.5%	9-14	64.3%

Deadball Rebounds: 0.0
Last FG: 2nd-01:30
Biggest Run: 9-0
Largest lead: By 5 at 1st-17:23
Technical Fouls: None.

Game Notes: Officials: Larry Scrotto, Brian Dorsey, Brandon Cruz
Attendance: 19925

Score	1st	2nd	TOT	Points	IWA	UMN
IWA	43	38	81	In the Paint	52	32
UMN	27	44	71	Off Turns	12	11
				2nd Chance	17	3
				Fast Break	12	2
				Bench	12	10
				Per Poss	1.239	1.044
					39/67	33/68

IWA led for 34:46. UMN led for 4:23.
Game was tied for 9:48.
Times tied: 1 Lead Changes: 1

Start Time: 02:08 PM ET
End Time: 04:31 PM ET
Game Duration: 2:23
Conference Game:

Game 18 - Rutgers 48, Iowa 46

Official Box Score
Iowa vs Rutgers
Game Totals -- Final Statistics
January 19, 2022 at Jersey Mike's Arena - Piscataway



No.	Player	S	Pts	FG	3FG	FT	OR	DR	TR	PF	A	TO	Blk	Stl	Min	+/-
00	REBRACA, FILIP	F	8	4-10	0-0	0-1	4	6	10	3	0	1	0	2	34	-2
02	TOUSSAINT, JOE	G	8	2-3	1-1	3-4	1	4	5	1	5	3	0	0	34	4
03	BOHANNON, JORDAN	G	6	2-11	2-10	0-0	0	1	1	2	0	1	0	0	28	5
15	MURRAY, KEEGAN	F	13	5-14	2-6	1-2	3	10	13	4	1	2	2	1	35	-4
22	MCCAFFERY, PATRICK	F	11	4-12	1-5	2-4	1	2	3	0	2	0	1	1	31	5
04	ULIS, AHRON	G	0	0-2	0-0	0-0	0	0	0	1	0	1	0	0	6	-6
11	PERKINS, TONY	G	0	0-2	0-1	0-0	0	0	0	1	0	1	0	1	10	-7
13	ASH, AUSTIN	G	0	0-0	0-0	0-0	0	0	0	0	0	0	0	0	0	0
20	SANDFORT, PAYTON	G	0	0-1	0-0	0-0	0	0	0	0	0	0	0	0	3	0
24	MURRAY, KRIS	F	0	0-5	0-3	0-0	0	0	0	2	0	0	2	0	11	2
30	MCCAFFERY, CONNOR	G	0	0-1	0-1	0-0	0	3	3	2	0	1	0	0	9	-7
	TEAM						0	3	3	0	0	0	0	0		
TOTALS			46	17-61	6-27	6-11	9	29	38	16	8	10	5	8	200	

Shooting By Period

Period	FG	FG%	3FG	3FG%	FT	FT%
1st Half	10-34	29%	4-14	29%	3-5	60%
2nd Half	7-27	26%	2-13	15%	3-6	50%
Game	17-61	27.9%	6-27	22.2%	6-11	54.5%

Deadball Rebounds: 2.0
Last FG: 2nd-00:27
Biggest Run: 8-0
Largest lead: By 8 at 2nd-18:43
Technical Fouls: None.

Rutgers 48

No.	Player	S	Pts	FG	3FG	FT	OR	DR	TR	PF	A	TO	Blk	Stl	Min	+/-
00	BAKER, GEO	G	8	3-10	0-3	2-2	0	4	4	1	3	2	3	1	34	1
04	MULCAHY, PAUL	G	5	2-9	1-3	0-0	2	4	6	2	7	3	0	0	39	2
11	OMORUYI, CLIFFORD	C	7	3-9	0-0	1-3	4	10	14	3	0	2	3	2	26	5
22	MCCONNELL, CALEB	G	4	2-5	0-2	0-0	0	7	7	3	1	2	2	1	33	2
04	HARPER JR., RON	G	15	5-10	1-2	4-4	0	5	5	2	0	2	1	1	37	-1
01	PALMQUIST, OSKAR	F	0	0-1	0-0	0-0	1	0	1	0	0	0	0	0	2	-4
02	MILLER, JALEN	G	0	0-0	0-0	0-0	0	2	2	1	0	1	0	0	2	-2
03	MAG, MAWOT	F	0	0-3	0-1	0-0	0	0	0	0	0	1	0	0	5	-6
05	HYAT, AUNDRE	F	1	0-7	0-2	1-2	3	2	5	0	0	0	0	1	12	8
21	REIBER, DEAN	F	4	2-3	0-0	0-0	0	1	1	2	2	1	1	1	7	0
35	AGEE, RALPH	F	4	1-1	0-0	2-2	0	0	0	1	2	1	0	0	3	1
	TEAM						1	3	4	0	1					
TOTALS			48	18-58	2-13	10-13	11	38	49	15	13	15	10	7	200	

Shooting By Period

Period	FG	FG%	3FG	3FG%	FT	FT%
1st Half	10-30	33%	2-7	29%	2-2	100%
2nd Half	8-28	29%	0-6	00%	8-11	73%
Game	18-58	31.0%	2-13	15.4%	10-13	76.9%

Deadball Rebounds: 3.0
Last FG: 2nd-02:00
Biggest Run: 6-0
Largest lead: By 3 at 2nd-02:00
Technical Fouls: None.

Game Notes: Officials: Courtney Green, Donnie Epley, Brooks Wells

Score	1st	2nd	TOT	Points	UOI	RUT
UOI	27	19	46	In the Paint	22	28
RUT	24	24	48	Off Turns	6	8
				2nd Chance	8	4
				Fast Break	6	6
				Bench	0	9
				Per Poss	0.719	0.727
					20/64	23/66

UOI led for 19:59. RUT led for 9:03.
Game was tied for 10:58.
Times tied: 8 Lead Changes: 10

Start Time: 08:30 PM ET
Conference Game:

Game 19 - Iowa 68, Penn State 51

Official Box Score
Penn St. vs Iowa
Game Totals -- Final Statistics
January 22, 2022 at Carver-Hawkeye Arena - Iowa City



No.	Player	S	Pts	FG	3FG	FT	OR	DR	TR	PF	A	TO	Blk	Stl	Min	+/-
01	LUNDY, SETH	F	8	3-11	2-7	0-0	0	5	5	2	0	1	0	0	29	-21
03	SESSOMS, SAM	G	6	2-6	1-3	1-2	0	1	1	2	4	2	0	0	29	-20
05	LEE, GREG	F	6	1-5	0-0	4-4	2	6	8	4	1	4	0	1	25	-4
21	HARRAR, JOHN	F	0	0-4	0-0	0-0	3	2	5	2	1	0	0	0	23	-7
22	PICKETT, JALEN	G	14	5-12	1-6	3-4	0	3	3	0	3	4	0	2	37	-20
02	DREAD, MYLES	G	9	3-6	3-6	0-0	1	1	2	1	0	0	0	1	23	-9
11	CORNWALL, JAHEAM	G	5	2-5	0-2	1-1	0	0	0	0	0	0	0	0	11	6
13	SCOTT, JEVONNIE	F	3	1-2	0-1	1-2	1	2	3	3	1	2	0	0	13	-6
14	WHITE, JALANNI	F	0	0-0	0-0	0-0	0	1	1	3	0	1	0	0	10	-4
23	JOHNSON, DALLION	G	0	0-0	0-0	0-0										



2021-22 Iowa Men's Basketball Combined Team Statistics In Conference games

Game Records

Record	Overall	Home	Away	Neutral
ALL GAMES	4-4	3-1	1-3	0-0
CONFERENCE	4-4	3-1	1-3	0-0
NON-CONFERENCE	0-0	0-0	0-0	0-0

Score by Periods

Team	1st	2nd	OT	TOT
Iowa	271	318	0	589
Opponents	287	283	0	570

Team Box Score

No.	Player				Total		3-Point		F-Throw		Rebounds											
		GP-GS	MIN	AVG	FG-FGA	FG%	3FG-3FGA	3FG%	FT-FTA	FT%	OFF	DEF	TOT	AVG	PF	DQ	A	TO	BLK	STL	PTS	AVG
15	MURRAY, Keegan	7-7	236:37	33.8	56-104	.538	13-33	.394	21-34	.618	18	37	55	7.9	13	0	4	9	17	10	146	20.9
22	MCCAFFERY, Patrick	8-8	209:33	26.2	28-78	.359	9-26	.346	16-26	.615	6	22	28	3.5	8	0	13	1	4	7	81	10.1
24	MURRAY, Kris	8-1	144:39	18.1	30-62	.484	9-29	.310	11-17	.647	11	19	30	3.8	18	0	10	6	9	8	80	10.0
3	BOHANNON, Jordan	8-8	214:47	26.8	18-62	.290	12-45	.267	20-25	.800	1	8	9	1.1	14	0	9	5	0	5	68	8.5
0	REBRACA, Filip	8-8	188:05	23.5	25-45	.556	0-3	.000	3-8	.375	15	34	49	6.1	25	1	5	4	4	5	53	6.6
11	PERKINS, Tony	8-0	118:46	14.8	20-46	.435	3-12	.250	10-11	.909	5	7	12	1.5	16	0	6	8	0	6	53	6.6
2	TOUSSAINT, Joe	8-8	178:39	22.3	20-44	.455	4-12	.333	5-7	.714	5	13	18	2.3	13	0	37	17	0	15	49	6.1
4	ULIS, Ahron	8-0	115:20	14.4	8-24	.333	2-3	.667	10-11	.909	6	8	14	1.8	12	0	16	5	0	3	28	3.5
23	OGUNDELE, Josh	4-0	30:00	7.5	4-8	.500	0-0	.000	2-4	.500	2	4	6	1.5	7	0	0	1	3	0	10	2.5
30	MCCAFFERY, Connor	7-0	113:27	16.2	2-14	.143	2-13	.154	3-4	.750	2	9	11	1.6	17	1	9	3	0	7	9	1.3
20	SANDFORT, Payton	7-0	39:07	5.6	3-10	.300	1-6	.167	1-2	.500	3	1	4	0.6	3	0	5	3	1	1	8	1.1
13	ASH, Austin	2-0	01:04	0.5	1-1	1.000	0-0	.000	0-0	.000	0	0	0	0.0	0	0	0	0	0	0	2	1.0
44	MULVEY, Riley	3-0	09:56	3.3	1-1	1.000	0-0	.000	0-0	.000	0	2	2	0.7	5	0	0	2	0	0	2	0.7
Team											9	16	25					4				
Total		8	1600		216-499	.433	55-182	.302	102-149	.685	83	180	263	32.9	151	2	114	68	38	67	589	73.6
Opponents		8	1600		198-453	.437	55-162	.340	119-166	.717	96	224	320	40.0	149	3	108	121	22	41	570	71.3

Team Statistics

	IOWA	OPP
Scoring	589	570
Points per game	73.6	71.3
Scoring margin	+2.4	-
Field goals-att	216-499	198-453
Field goal pct	.433	.437
3 point fg-att	55-182	55-162
3-point FG pct	.302	.340
3-pt FG made per game	6.9	6.9
Free throws-att	102-149	119-166
Free throw pct	.685	.717
F-Throws made per game	12.8	14.9
Rebounds	263	320
Rebounds per game	32.9	40.0
Rebounding margin	-7.1	-
Assists	114	108
Assists per game	14.3	13.5
Turnovers	68	121
Turnovers per game	8.5	15.1
Turnover margin	+6.6	-
Assist/turnover ratio	1.7	0.9
Steals	67	41
Steals per game	8.4	5.1
Blocks	38	22
Blocks per game	4.8	2.8
Winning streak	1	-
Home win streak	3	-
Attendance	48701	48941
Home games-Avg/Game	4-12175	4-12235
Neutral site-Avg/Game	-	0-0

Team Results

Date	Opponent		Score	Att.
12/03/2021	at Purdue	L	70-77	14804
12/06/2021	Illinois	L	83-87	12072
01/03/2022	Maryland	W	80-75	10327
01/06/2022	at Wisconsin	L	78-87	15212
01/13/2022	Indiana	W	83-74	11246
01/16/2022	at Minnesota	W	81-71	10925
01/19/2022	at Rutgers	L	46-48	8000
01/22/2022	Penn. St.	W	68-51	15056



2021-22 Iowa Men's Basketball Combined Team Statistics All games

Game Records

Record	Overall	Home	Away	Neutral
ALL GAMES	14-5	11-1	2-4	1-0
CONFERENCE	4-4	3-1	1-3	0-0
NON-CONFERENCE	10-1	8-0	1-1	1-0

Score by Periods

Team	1st	2nd	OT	TOT
Iowa	774	805	0	1579
Opponents	633	685	0	1318

Team Box Score


No.	Player	GP-GS			Total		3-Point		F-Throw		Rebounds				PF DQ A TO BLK STL PTS AVG										
		GP	GS	MIN	AVG	FG	FGA	FG%	3FG	3FGA	3FG%	FT	FTA	FT%	OFF	DEF	TOT	AVG	PF	DQ	A	TO	BLK	STL	PTS
15	MURRAY, Keegan	18-18		546:02	30.3	157-274	.573	28-82	.341	69-90	.767	53	98	151	8.4	30	0	21	21	39	26	411	22.8		
22	MCCAFFERY, Patrick	17-17		417:30	24.6	64-157	.408	17-52	.327	39-51	.765	9	47	56	3.3	10	0	31	10	8	14	184	10.8		
3	BOHANNON, Jordan	19-19		476:54	25.1	58-155	.374	43-119	.361	43-49	.878	2	19	21	1.1	29	0	26	10	0	12	202	10.6		
24	MURRAY, Kris	18-1		310:01	17.2	67-134	.500	23-56	.411	21-35	.600	35	46	81	4.5	36	0	20	12	20	16	178	9.9		
11	PERKINS, Tony	19-0		311:50	16.4	47-111	.423	8-30	.267	32-35	.914	12	23	35	1.8	34	0	21	17	2	19	134	7.1		
0	REBRACA, Filip	19-19		409:45	21.6	51-89	.573	1-5	.200	17-34	.500	33	86	119	6.3	44	1	11	16	12	7	120	6.3		
2	TOUSSAINT, Joe	19-19		374:34	19.7	41-84	.488	7-18	.389	15-18	.833	11	28	39	2.1	29	0	75	32	0	30	104	5.5		
20	SANDFORT, Payton	18-0		183:44	10.2	30-79	.380	18-54	.333	11-12	.917	12	12	24	1.3	14	0	14	7	3	4	89	4.9		
4	ULIS, Ahron	19-0		296:36	15.6	21-57	.368	3-8	.375	24-28	.857	10	29	39	2.1	28	0	51	20	0	12	69	3.6		
13	ASH, Austin	11-0		51:41	4.7	11-26	.423	3-16	.188	6-8	.750	3	2	5	0.5	4	0	6	4	0	0	31	2.8		
23	OGUNDELE, Josh	11-0		53:46	4.9	6-12	.500	0-0	.000	3-7	.429	4	10	14	1.3	10	0	0	4	5	2	15	1.4		
44	MULVEY, Riley	11-0		58:44	5.3	5-8	.625	0-0	.000	4-4	1.000	4	11	15	1.4	10	0	2	4	2	0	14	1.3		
30	MCCAFFERY, Connor	18-2		286:35	15.9	5-25	.200	4-22	.182	8-12	.667	10	35	45	2.5	28	1	34	7	0	11	22	1.2		
25	LAKETA, Luc	7-0		22:18	3.2	2-4	.500	2-3	.667	0-0	.000	1	0	1	0.1	0	0	1	1	0	1	6	0.9		
Team												22	34	56							5				
Total		19		3800		565-1215	.465	157-465	.338	292-383	.762	221	480	701	36.9	306	2	313	170	91	154	1579	83.1		
Opponents		19		3800		482-1131	.426	135-426	.317	219-308	.711	209	476	685	36.1	356	6	260	285	42	96	1318	69.4		

Team Statistics

	IOWA	OPP
Scoring	1579	1318
Points per game	83.1	69.4
Scoring margin	+13.7	-
Field goals-att	565-1215	482-1131
Field goal pct	.465	.426
3 point fg-att	157-465	135-426
3-point FG pct	.338	.317
3-pt FG made per game	8.3	7.1
Free throws-att	292-383	219-308
Free throw pct	.762	.711
F-Throws made per game	15.4	11.5
Rebounds	701	685
Rebounds per game	36.9	36.1
Rebounding margin	+0.8	-
Assists	313	260
Assists per game	16.5	13.7
Turnovers	170	285
Turnovers per game	8.9	15.0
Turnover margin	+6.1	-
Assist/turnover ratio	1.8	0.9
Steals	154	96
Steals per game	8.1	5.1
Blocks	91	42
Blocks per game	4.8	2.2
Winning streak	1	-
Home win streak	5	-
Attendance	135929	76750
Home games-Avg/Game	12-11327	6-12792
Neutral site-Avg/Game	-	1-3250

Team Results

Date	Opponent		Score	Att.
11/09/2021	Longwood	W	106-73	9259
11/12/2021	Kansas City	W	89-57	11133
11/16/2021	N.C. Central	W	86-69	9132
11/18/2021	Alabama St.	W	108-82	9957
11/22/2021	Western Mich.	W	109-61	10044
11/26/2021	Portland St.	W	85-51	11756
11/29/2021	at Virginia	W	75-74	13542
12/03/2021	at Purdue	L	70-77	14804
12/06/2021	Illinois	L	83-87	12072
12/09/2021	at Iowa St.	L	53-73	14267
12/18/2021	vs Utah St.	W	94-75	3250
12/21/2021	Southeastern La.	W	93-62	10891
12/29/2021	Western Ill.	W	92-71	15056
01/03/2022	Maryland	W	80-75	10327
01/06/2022	at Wisconsin	L	78-87	15212
01/13/2022	Indiana	W	83-74	11246
01/16/2022	at Minnesota	W	81-71	10925
01/19/2022	at Rutgers	L	46-48	8000
01/22/2022	Penn St.	W	68-51	15056



0

Filip Rebraca • F

	MIN	PTS	REB	BLK	AST	FG%	FT%
SEASON	21.6	6.3	6.3	0.6	0.6	.573	.500
BIG TEN	23.5	6.6	6.1	0.5	0.6	.556	.375
CAREER	27.4	11.8	7.3	0.8	1.0	.543	.615

6-9 • 230 • Sr. • Somber, Serbia

- 6.3 rebounding average ranks second on team
- Averaging 9.3 pts, 9.0 rbs over last three games
- Transfer from University of North Dakota
- Reached double figures 27 times last season
- Named 2021 All-Summit League Honorable Mention



2

Joe Toussaint • G

	MIN	PTS	REB	AST	STL	FG%	FT%
SEASON	19.7	5.5	2.1	3.9	1.6	.488	.833
BIG TEN	22.3	6.1	2.3	4.6	1.9	.455	.714
CAREER	15.8	5.2	1.7	3.0	1.1	.416	.758

6-0 • 190 • Jr. • Bronx, N.Y.

- 7 pts, 4 asts, 2 rbs at Purdue 12/3/21; 10 points including game-winner with 8 seconds remaining at Virginia
- Leads Iowa in assists (3.9) and steals (1.6) per game; scoring up from 3.7 ppg last season
- Scored in double figures 12 times as a Hawkeye



3

Jordan Bohannon • G

	MIN	PTS	REB	AST	STL	FG%	FT%
SEASON	25.1	10.6	1.1	1.4	0.6	.374	.872
BIG TEN	26.8	8.5	1.1	1.1	0.6	.290	.800
CAREER	29.4	11.4	2.3	4.1	0.7	.388	.886

6-1 • 175 • Sixth Year Sr. • Marion, Iowa

- Has played an NCAA record 162 career games
- Ranks 17th in NCAA history with 407 career 3-pt FGs
- Broke Jon Diebler's all-time B1G 3-point record on Nov. 18
- School record holder in career 3-pointers made (407), games played (162), assists (665), and FT% (.886, 333-376)



4

Ahron Ulis • G

	MIN	PTS	REB	AST	STL	FG%	FT%
SEASON	15.6	3.6	2.1	2.7	0.6	.368	.857
BIG TEN	14.4	3.5	1.8	2.0	0.4	.303	.909
CAREER	11.6	2.7	1.5	2.0	0.4	.361	.875

6-3 • 195 • So. • Chicago Heights, Ill.

- 11 points and personal-best 7 assists vs. Illinois; 7 points, 3 rebounds, and 1 assist at Purdue on 12/3/21
- Leads team in assist-to-turnover ratio (2.6) and is second in assists per game (2.7) behind Toussaint
- Missed just 4 free throw attempts this year (24-28, .857)



11

Tony Perkins • G

	MIN	PTS	REB	AST	STL	FG%	FT%
SEASON	16.4	7.1	1.8	1.1	1.0	.423	.914
BIG TEN	14.8	6.6	1.5	0.8	0.8	.435	.909
CAREER	10.7	4.0	1.5	0.9	0.6	.431	.780

6-4 • 205 • So. • Indianapolis, Ind.

- Scored double-figures 5x this season; 14 points at Purdue (12/3/21) and 16 points vs. Illinois (12/6/21)
- 32-of-35 (.914) from the free throw line this season
- Averaging 7.1 ppg, up 5.5 points from 1.6 ppg as a freshman
- Saw action in 24 games as a freshman last season




15

Keegan Murray • F

	MIN	PTS	REB	AST	BLK	FG%	FT%
SEASON	30.3	22.8	8.4	1.2	2.2	.573	.767
BIG TEN	33.8	20.9	7.9	0.6	2.4	.538	.618
CAREER	22.5	13.0	6.3	0.8	1.6	.558	.762

6-8 • 225 • So. • Cedar Rapids, Iowa

- 3x Big Ten Player of the Week (Nov. 22; Dec. 20; Jan. 3)
- 3rd in NCAA in scoring (22.8); Wooden Award and Lute Olson Award Midseason List; *Sporting News* Midseason All-American
- Leads Iowa in scoring (22.8), rebounding (8.4), and blocks (2.2); scored 20 points in 12-of-18 games played



20

Payton Sandfort • G

	MIN	PTS	REB	AST	STL	FG%	FT%
SEASON	10.2	4.9	1.3	0.8	0.2	.380	.917
BIG TEN	5.6	1.1	0.6	0.7	0.1	.300	.500
CAREER	10.2	4.9	1.3	0.8	0.2	.380	.917

6-7 • 215 • Fr. • Waukee, Iowa

- Scored double figures four times this season
- 21 points and five 3-pointers vs. Alabama State (Nov. 18)
- 19 points and five 3-pointers vs. Western Michigan (Nov. 22)
- Fourth on the team in 3-pointers made (18) on 54 attempts (.333); shooting 11-of-12 (.917) on free throws



22

Patrick McCaffery • F

	MIN	PTS	REB	AST	STL	FG%	FT%
SEASON	24.6	10.8	3.3	1.8	0.8	.408	.765
BIG TEN	26.2	10.1	3.5	1.6	0.9	.359	.615
CAREER	18.0	7.0	2.9	1.2	0.5	.418	.739

6-9 • 200 • RS So. • Iowa City, Iowa

- Led team with 15 pts and 5 rbs at Purdue on 12/3/21; last-second block sealed the Iowa victory at Virginia
- Scored double figures 13 times this season
- 11 pts, 3 blks, and 2 stls vs Penn State
- 10.8 ppg ranks second on team behind Keegan Murray



23

Josh Ogundele • C

	MIN	PTS	REB	AST	BLK	FG%	FT%
SEASON	4.9	1.4	1.3	0.0	0.5	.500	.429
BIG TEN	7.5	2.5	1.5	0.0	0.8	.500	.500
CAREER	3.7	1.2	1.2	0.0	0.3	.500	.364

6-11 • 265 • So. • Worcester, Mass.

- Personal-best 7 points and 5 rebounds at Purdue
- Has seen action in 11 games this season
- Second London native to be recruited by Fran McCaffery (Gabe Olaseni, 2012-15); moved to U.S. at 16 years old
- Played a season-high 16 minutes at Purdue




24

Kris Murray • F

	MIN	PTS	REB	BLK	AST	FG%	FT%
SEASON	17.2	9.9	4.5	1.2	1.1	.500	.600
BIG TEN	18.1	10.0	3.8	1.1	1.3	.484	.647
CAREER	11.3	6.0	2.9	0.7	0.7	.476	.622

6-8 • 225 • So. • Cedar Rapids, Iowa

- Dominant 29 pts, 11 rbs, 3 stls, and 3 blks vs. Indiana
- .341 (28-of-82) 3-pt FG%; has scored in double figures 8x
- Son of former Hawkeye Kenyon Murray (1993-96); named after father's former teammate Chris Street, who died in an auto accident midway through his junior season in 1993



30

Connor McCaffery • G/F

	MIN	PTS	REB	AST	STL	FG%	FT%
SEASON	15.9	1.2	2.5	1.9	0.6	.200	.667
BIG TEN	16.2	1.3	1.6	1.3	1.0	.143	.750
CAREER	22.1	4.0	2.7	3.2	0.8	.336	.733

6-5 • 220 • RS Sr. • Iowa City, Iowa

- DNP at Minnesota (back), returned to action at Rutgers
- 5.2 assist-to-turnover ratio (34 assists; 7 turns) this year; fourth in the nation in assist-to-turnover ratio (3.73) in 2021
- Two sport athlete (baseball and basketball)
- 112 assists in 2021; 11th most by a JR in program history



44

Riley Mulvey • C

	MIN	PTS	REB	AST	BLK	FG%	FT%
SEASON	5.3	1.3	1.4	0.2	0.2	.625	1.000
BIG TEN	3.3	0.7	0.7	0.0	0.0	1.000	---
CAREER	5.3	1.3	1.4	0.2	0.2	.625	1.000

6-11 • 245 • Fr. • Rotterdam, New York

- Netted a personal-best 8 points vs. Western Michigan
- 2 points and one rebound in 5 minutes of action at Wisconsin
- Second-ranked 2022 junior in Connecticut before reclassifying and ranked as the No. 5 player in 2021