



IOWA HAWKEYES

15-7 Overall, 5-6 Big Ten

3 FINAL FOURS | 8 BIG TEN CHAMPIONSHIPS | 2 BIG TEN TOURNAMENT TITLES | 27 NCAA TOURNAMENTS

IOWA (15-7, 5-6) at MARYLAND (11-12, 3-9)

Feb. 10, 2022 // College Park, Maryland // Xfinity Center // 6:01 p.m. CT

IOWA HAWKEYES (Previous Game Starters)

Pos.	No.	Name	Ht.	Wt.	Yr.	Hometown	Statistical Summary
G	11	Tony Perkins	6-4	205	So.	Indianapolis, Ind.	6.5 ppg, 1.8 rpg, 1.1 apg
G	3	Jordan Bohannon	6-1	175	RS-Sr.	Marion, Iowa	9.8 ppg, 1.1 rpg, 1.5 apg
F	22	Patrick McCaffery	6-9	200	RS-So.	Iowa City, Iowa	11.5 ppg, 3.7 rpg, 1.65 apg
F	15	Keegan Murray	6-8	225	So.	Cedar Rapids, Iowa	22.4 ppg, 8.4 rpg, 2.0 bpg
F	0	Filip Rebraca	6-9	230	Sr.	Sombor, Serbia	6.2 ppg, 5.8 rpg, 0.6 bpg

Head Coach: Fran McCaffery (Penn, 1979); 12th Season at Iowa (231-159); 24th Season Overall (482-336)

GAME #23 STORYLINES

- Iowa has won three of the last four meetings against Maryland, dating back to 2020.
- Sophomore Tony Perkins earned his first career start in Iowa's last outing against Minnesota on Sunday. With the insertion of Perkins in the lineup, Jordan Bohannon shifted from off-guard to point.
- Jordan Bohannon (1,854) is five points from tying and six points from surpassing Aaron White (1,859) for third place on Iowa's all-time scoring chart.
- The Hawkeyes are tops in the country in assist-to-turnover ratio (1.82); and third in fewest turnovers per game (8.8) and turnover margin (6.0).
- Iowa ranks No. 22 in the NCAA NET, while Maryland is ranked No. 101. The Hawkeyes have one Quad 1 (Utah State) and three Quad 2 (Indiana, Minnesota, Virginia) victories on their resume. Five of Iowa's seven losses have come to teams ranked in the AP Top 25 this week, with another coming on in double overtime at Penn State.
- Keegan Murray is fourth in the country in points per game (22.3); 39th in field goal percentage (.548); 42nd in blocks per contest (2.05); and 54th in double-doubles (6). Murray is a three-time Big Ten Player of the Week honoree and selected to the Wooden Award Late-Season Top 20 List and the Lute Olson National Player of the Year Watch List.
- Keegan and Kris Murray have all 13 of Iowa's top individual scoring games this season. Keegan has 12, including the top four, while Kris has two.
- Iowa is second in the Big Ten and eighth nationally in scoring offense (82.2). The Hawkeyes have ranked first in the Big Ten in scoring offense the last three seasons. The Hawkeyes have led the conference in scoring four of the last eight seasons.
- Kris Murray leads the squad in 3-point accuracy, making 40 percent (27-of-67) of his attempts, while Patrick McCaffery is second (.348, 23-of-66). Jordan Bohannon is tied for 15th in the NCAA with 411 career 3-point field goals made.
- Jordan Bohannon is Iowa's career leader in assists (672), free throw percentage (.886) and 3-pointers (411). He is the NCAA all-time leader in games played (165).
- The Hawkeyes have had scoring runs of 10-0 or more a combined 16 times in 22 games.
- Jordan Bohannon (113) and Connor McCaffery (94) rank second and fifth, respectively, in most career wins among active Big Ten players.
- Iowa has been making the most of its trips to the foul line. The Hawkeyes are shooting 76 percent from the foul line, which is tops in the Big Ten and 23rd nationally. The 334 free throw makes are 26th most in the NCAA.
- Fran McCaffery has coached a first-team All-Big Ten honoree six of the last eight years. He has guided Iowa to 20+ wins seven of the last nine seasons and Big Ten upper division finishes eight of the last nine years. Iowa, Michigan State, and Wisconsin have each recorded a Big Ten-best eight first division finishes since 2013.

MULTIMEDIA GAME INFORMATION

TELEVISION

- ESPN2
- WATCHESPN APP
 - Jason Benetti (PxP)
 - Robbie Hummel (analyst)

RADIO

- Hawkeye Radio Network
- XM 381 | SXM App 971
 - Gary Dolphin (PxP)
 - Bob Hansen (analyst)

LIVE STATISTICS

- StatBroadcast
 - hawkeyesports.com

2021-22 SCHEDULE/RESULTS

Date	Opponent (TV)	Time
Nov. 9	Longwood	W, 106-73
Nov. 12	Kansas City	W, 89-57
Nov. 16	N.C. Central	W, 86-69
Nov. 18	Alabama State	W, 108-82
Nov. 22	Western Michigan	W, 109-61
Nov. 26	Portland State	W, 85-51
Nov. 29	at Virginia %	W, 75-74
Dec. 3	at #2 Purdue	L, 70-77
Dec. 6	Illinois	L, 83-87
Dec. 9	at #17 Iowa State +	L, 53-73
Dec. 18	vs. Utah State ^	W, 94-75
Dec. 21	Southeastern Louisiana	W, 93-62
Dec. 29	Western Illinois	W, 92-71
Jan. 3	Maryland	W, 80-75
Jan. 6	at #23 Wisconsin	L, 78-87
Jan. 13	Indiana	W, 83-74
Jan. 16	at Minnesota	W, 81-71
Jan. 19	at Rutgers	L, 46-48
Jan. 22	Penn State	W, 68-51
Jan. 27	#6 Purdue	L, 73-83
Jan. 31	at Penn State	L, 86-90 (2 OT)
Feb. 3	at #16 Ohio State (FS1)	postponed
Feb. 6	Minnesota	W, 71-57
Feb. 10	at Maryland (ESPN2)	6:01 p.m.
Feb. 13	Nebraska (FS1)	1 p.m.
Feb. 17	Michigan (ESPN/2)	6 p.m.
Feb. 22	Michigan State (ESPN/2)	6 p.m.
Feb. 25	at Nebraska (FS1)	8:07 p.m.
Feb. 28	Northwestern (B1G Network)	8 p.m.
March 3	at Michigan (FS1)	8:07 p.m.
March 6	at Illinois (FS1)	6:37 p.m.
March 9-13	at Big Ten Tournament *	

all times listed are central

^ -- played at Sioux Falls, South Dakota

% -- Big Ten/ACC Men's Basketball Challenge

+ -- Iowa Corn Cy-Hawk Series

* -- Big Ten Tournament - Indianapolis

PRONUNCIATION GUIDE

Luc Laketa	LUKE Luh-KET-uh
Josh Ogundele	Oh-GOON-duh-lay
Filip Rebraca	Reh-BRAH-chuh
Kirk Speraw	SPEAR-awe
Joe Toussaint	two-SAHNT
Ahron Ulis	YOU-liss

UI IN THE RANKINGS

NCAA NET	22
KenPom	21
Sagarin	21
BPI	18



INSIDE THE NUMBERS

	IOWA	UMD
Scoring Average	82.2	69.7
Scoring Defense	70.5	69.4
Scoring Margin	+11.8	+0.3
FG%	.454	.424
FG% Defense	.431	.419
FT%	.763	.751
3-PT FG%	.339	.318
3-PT FG% Defense	.327	.336
Rebound Margin	0.0	+1.3
Assists Per Game	16.0	11.7
Turnovers Per Game	8.8	12.1
Steals Per Game	8.0	5.7
Blocks Per Game	4.6	3.5

MISCELLANEOUS STATS

Double-Figure Scoring Games...

Player	16-18	18-19	19-20	20-21	21-22	Career
Jordan Bohannon	39	20	4	15	11	89
Filip Rebraca	---	9	26	25	3	63
Keegan Murray	---	---	---	8	20	28
Patrick McCaffery	---	---	---	6	16	22
Joe Toussaint	---	---	8	2	2	12
Connor McCaffery	---	3	6	2	1	12
Kris Murray	---	---	---	---	10	10
Tony Perkins	---	---	---	---	5	5
Payton Sandfort	---	---	---	---	4	4
Ahron Ulis	---	---	---	---	2	2

20-Point Scoring Games...

Player	16-18	18-19	19-20	20-21	21-22	Career
Jordan Bohannon	13	3	1	4	1	22
Keegan Murray	---	---	---	---	14	14
Kris Murray	---	---	---	---	2	2
Payton Sandfort	---	---	---	---	1	1

Double-Figure Rebounding Games...

Player	16-18	18-19	19-20	20-21	21-22	Career
Filip Rebraca	---	3	14	5	3	25
Keegan Murray	---	---	---	1	6	7
Connor McCaffery	---	---	1	---	---	1
Kris Murray	---	---	---	---	1	1

Double-Doubles...

Player	16-18	18-19	19-20	20-21	21-22	Career
Filip Rebraca	---	1	12	5	1	19
Jordan Bohannon	6	---	---	1	---	7
Keegan Murray	---	---	---	---	6	6
Joe Toussaint	---	---	---	---	1	1
Kris Murray	---	---	---	---	1	1

4+ Three-Pointer Games...

Player	16-18	18-19	19-20	20-21	21-22	Career
Jordan Bohannon	22	7	2	7	4	42
Payton Sandfort	---	---	---	---	2	2
Connor McCaffery	---	---	---	1	1	2
Keegan Murray	---	---	---	---	1	1

5+ Assists Games...

Player	16-18	18-19	19-20	20-21	21-22	Career
Jordan Bohannon	42	11	1	15	---	69
Connor McCaffery	---	9	8	10	1	28
Joe Toussaint	---	---	4	3	6	13
Ahron Ulis	---	---	---	---	5	5

3+ Steals Games...

Player	16-18	18-19	19-20	20-21	21-22	Career
Joe Toussaint	---	---	1	3	7	11
Connor McCaffery	---	1	5	1	2	9
Keegan Murray	---	---	---	2	5	7
Jordan Bohannon	3	1	---	---	2	6
Tony Perkins	---	---	---	---	2	2
Ahron Ulis	---	---	---	---	1	1
Patrick McCaffery	---	---	---	---	1	1
Kris Murray	---	---	---	---	1	1

3+ Blocks Games...

Player	16-18	18-19	19-20	20-21	21-22	Career
Keegan Murray	---	---	---	6	6	12

UI CAREER BIG COACHING WINS

1.	125	Tom Davis	1986-99
2.	108	Fran McCaffery	2010-

UI CAREER COACHING WINS

1.	269	Tom Davis	1986-99
2.	231	Fran McCaffery	2010-

UI ATHLETIC COMMUNICATIONS

S300 Carver-Hawkeye Arena, Iowa City, IA 52242
hawkeyesports.com • hawkeyebasketball.com

MBB CONTACT: MATTHEW WEITZEL

office: 319-335-6590 • cell: 319-430-8176
 email: matthew-weitzel@hawkeyesports.com
 Twitter: @BigWeitz

MARGIN OF VICTORY/DEFEAT

Points	1	2	3	4	5	6	7	8	9	10+	15+	20+
Wins	1	0	0	0	1	0	0	0	1	2	3	7
Losses	0	1	0	2	0	0	1	0	1	1	0	1

THE SETTING

Iowa (15-7, 5-6) will hit the road to challenge Maryland (11-12, 3-9) on Thursday. Tipoff is scheduled for 6:01 p.m. (CT) at the Xfinity Center in College Park, Maryland.

ON THE AIR

Radio: Iowa games are broadcast on the Hawkeye Radio Network. Gary Dolphin handles the play-by-play, along with color commentator Bob Hansen. The network includes more than 40 stations that blanket the state of Iowa and include portions of Illinois, Nebraska, Minnesota, Missouri, and Wisconsin. The Hawkeye Radio Network coverage includes a 60-minute pregame show.

TV: Thursday's contest will be televised on ESPN2. Jason Benetti and Robbie Hummel will call the action.

HAWKEYES COMPLETE SEASON SWEEP OVER GOPHERS

Iowa outscored Minnesota by 16 in the second half to rally from a four-point halftime deficit and beat the Gophers, 71-59, on Sunday inside Carver-Hawkeye Arena in Iowa City.

- The Hawkeyes completed the season sweep over the Gophers for the second time in three seasons.
- Sophomore forward Keegan Murray posted his team-leading sixth double-double of the year registering game bests in points (24) and rebounds (15). He has tallied 20+ points a team-best 14 times. The 15 rebounds are the second highest total of his career (21 versus N.C. Central).
- Redshirt sophomore Patrick McCaffery netted a season-best 18 points and equaled a career best with seven rebounds.
- The Hawkeyes held Minnesota leading-scorer Jamison Battle, who averages 17.8 ppg, to only two points on 1-of-12 shooting from the field.
- Iowa improved to 12-2 at home this season. The Hawkeyes are a combined 40-6 inside Carver-Hawkeye Arena over the last three seasons.
- Iowa improved to 89-3 when holding opponents to 61 points or fewer in the Fran McCaffery era (since the 2010-11 season).
- Luke Loewe (19) and Paton Willis (16) paced the Gophers combining for 35 of Minnesota's 59 points. Loewe drained a three-quarter court 3-pointer at the halftime buzzer to give the Gophers a four-point advantage at intermission.

ALL-TIME SERIES RECORDS

Thursday will be the 14th all-time meeting between Iowa and Maryland. The Terrapins own a slim 7-6 advantage in the series. The teams have split the last six overall meetings, dating back to 2018.

Maryland holds a 3-2 advantage against Iowa in games played at the Xfinity Center. The Terrapins recorded wins over Iowa in 2016 (74-68), 2018 (91-73) and 2020 (67-49), while the Hawkeyes beat Maryland in 2017 (83-69) and 2021 (89-67).

2021-22 IOWA HAWKEYES ROSTER

No.	Name	Pos.	Ht.	Wt.	Yr.	Hometown (Last School)
0	Filip Rebraca	F	6-9	230	Sr.	Sombor, Serbia (University of North Dakota)
2	Joe Toussaint	G	6-0	190	Jr.	Bronx, N.Y. (Cardinal Hayes)
3	Jordan Bohannon	G	6-1	175	Sr. [^]	Marion, Iowa (Linn-Mar)
4	Ahron Ulis	G	6-3	195	So.	Chicago, Ill. (Marion Catholic)
11	Tony Perkins	G	6-4	205	So.	Indianapolis, Ind. (Lawrence North)
13	Austin Ash	G	6-3	180	Sr. [^]	Cedar Rapids, Iowa (Mount Vernon)
14	Carter Kingsbury	G	6-4	225	Fr.	Ponca, Neb. (Brewster Academy)
15	Keegan Murray	F	6-8	225	So.	Cedar Rapids, Iowa (Prairie/DME Academy)
20	Payton Sandfort	F	6-7	215	Fr.	Waukee, Iowa (Waukee)
22	Patrick McCaffery	F	6-9	200	So. [^]	Iowa City, Iowa (West)
23	Josh Ogundele	C	6-11	265	So.	London, England (Worcester Academy)
24	Kris Murray	F	6-8	225	So.	Cedar Rapids, Iowa (Prairie/DME Academy)
25	Luc Laketa	G	6-5	180	Fr.	Concord, Mich. (Winchendon School)
30	Connor McCaffery	G/F	6-5	220	Sr. [^]	Iowa City, Iowa (West)
44	Riley Mulvey	C	6-11	245	Fr.	Rotterdam, N.Y. (St. Thomas More)

Head Coach: Fran McCaffery

Assistant Coaches: Kirk Speraw, Sherman Dillard, Billy Taylor



HEAD COACH FRAN McCAFFERY

Fran McCaffery, who is signed through the 2028 season, is in his 12th season as the head basketball coach at the University of Iowa and his 26th year overall as a college head coach. McCaffery has reached the 20-win plateau 10 of the last 14 seasons.

McCaffery spent five seasons (2005-10) as the head coach at Siena, six years at UNC-Greensboro (1999-2005) and three seasons at Lehigh (1985-88) before joining the Hawkeyes.

McCaffery has nearly four decades of Division I coaching experience. He is in his 40th season as a collegiate coach, which includes 26 years as a head coach and 14 as an assistant. McCaffery is one of 14 coaches to lead at least four different Division I teams to the NCAA Tournament.

McCaffery, 61, holds a career mark of 482-336 (.589) and guided his teams to 14 postseason appearances (10 NCAA & four NIT). Iowa likely would have competed in another NCAA Tournament in 2020, if not for the NCAA canceling the postseason due to COVID-19. He is 231-159 (.592) at Iowa; the second winningest coach in program history. McCaffery led Iowa to wins in four of the last six NCAA Tournaments (2015, 2016, 2019, and 2021).

Since taking over the Iowa program in 2010, Iowa has earned eight postseason tournament berths (5 NCAA, 3 NIT). McCaffery coached Iowa to 25 victories in 2013, equaling the second-most win total in program history. McCaffery has guided five players to first team All-Big Ten status six of the last eight years, including the 2020 & 2021 National and Big Ten Player of the Year, Luka Garza.

McCaffery has posted upper division finishes in eight of the last nine seasons at Iowa and 20 of 25 seasons as a head coach. He has posted 20 wins or more 10 of the last 14 seasons, including seven of the last nine years at Iowa (2013, 2014, 2015, 2016, 2019, 2020, and 2021). Iowa's 205 victories between 2013-21 are the most over a 10-year span at Iowa since 1987-96 (207).

McCaffery and the Hawkeyes boast a 138-37 (.789) home record the last 10 seasons, which includes a school-record 18 wins in 2014 and 13 consecutive victories in 2019-20. Iowa has won 14 games in Carver-Hawkeye Arena each of the last three seasons (2019, 2020, 2021).

McCaffery's five years at Siena were the best in its 70-year history. He led the Saints on an incredible run that ended with three straight Metro Atlantic Athletic Conference championships and NCAA Tournament appearances.

McCaffery's Saints owned a 112-51 (.687) record in his five years with the program. He guided the Saints to four consecutive 20-win seasons. McCaffery's achievements earned the head coach Siena Hall of Fame recognition in 2017.

The 2009 MAAC Coach of the Year and 2010 District I Coach of the Year is the third winningest coach, by percentage, in league history (.687). He is the only coach to guide a MAAC program to two NCAA Tournament wins. McCaffery led his 2008 and 2009 teams to first round NCAA Tournament victories over Vanderbilt and Ohio State, respectively.

In his final two seasons at Siena, he coached the Saints to back-to-back 27-win campaigns and boasted a combined 39-3 (.929) record against MAAC opponents, which included MAAC Tournament contests.

McCaffery began his coaching career as an assistant at Penn (1982-83) and Lehigh (1983-85). After three seasons as head coach at Lehigh, he spent 11 seasons as an assistant at Notre Dame (1988-99).

McCaffery played basketball at Wake Forest his freshman year (1977-78) and concluded his playing career at Penn his final three seasons (1979-82).

He earned his B.S. degree in Economics from The Wharton School (Penn) in 1982. McCaffery also earned a Master of Education from Lehigh in 1985.



COACHING HONORS

NABC District I Coach of the Year, 2009-10
MAAC Coach of the Year, 2008-09

HEAD COACHING EXPERIENCE

Lehigh (1985-88):49-39 (.557); 8-6 (.571) League
UNC-Greensboro (1999-05).....90-87 (.508); 49-47 (.510) League
Siena (2005-10)112-51 (.687); 68-22 (.756) League
Iowa (2010-present):231-159 (.592); 108-108 (.498) League

THE McCAFFERY FILE

Born: May 23, 1959
Hometown: Philadelphia, Pennsylvania
High School: LaSalle, 1977
College: B.S. in Economics, The Wharton School (Penn), 1982
Master of Education, Lehigh, 1985
Family: Wife, Margaret
Sons, Connor, Patrick and Jonathan Francis
Daughter, Marit Katherine
Brother, Jack (sportswriter in Philadelphia area)

Coaching Honors

MAAC Coach of the Year, 2009
NABC District I Coach of the Year, 2009-10

Coaching History (39 years)

1983 Assistant Coach, Penn
1984-85 Assistant Coach, Lehigh
1985-88 Head Coach, Lehigh
1988-99 Assistant Coach, Notre Dame
1999-05 Head Coach, UNC-Greensboro
2005-10 Head Coach, Siena
2010-present Head Coach, University of Iowa

Coaching Chart

Overall (26 seasons): 482-336 (.589)
At Iowa (12 seasons): 231-159 (.592)
At Siena (five seasons): 112-51 (.688)
At UNCG (six seasons): 90-87 (.508)
At Lehigh (three seasons): 49-40 (.551)
NCAA Tournament (10 appearances*): 6-9
NIT (four appearances): 6-4

**McCaffery is the first coach to bring three different programs from one-bid leagues to the NCAA Tournament (conferences that sent just one team the year his program advanced).*

McCaffery in Postseason Play

1988 NCAA Tournament -- Lehigh
1989 NCAA Tournament -- Notre Dame
1990 NCAA Tournament -- Notre Dame
1992 NIT -- Notre Dame
1997 NIT -- Notre Dame
2001 NCAA Tournament -- UNC-Greensboro
2002 NIT -- UNC-Greensboro
2008 NCAA Tournament -- Siena
2009 NCAA Tournament -- Siena
2010 NCAA Tournament -- Siena
2012 NIT -- Iowa
2013 NIT -- Iowa
2014 NCAA Tournament -- Iowa
2015 NCAA Tournament -- Iowa
2016 NCAA Tournament -- Iowa
2017 NIT -- Iowa
2019 NCAA Tournament -- Iowa
2020 NCAA Tournament postponed (COVID-19)
2021 NCAA Tournament -- Iowa

Playing Experience

Wake Forest, 1977-78
Penn, 1979-82



Big Ten Standings/Schedule

Team	Big Ten	Pct.	Overall	Pct.
Illinois	10-2	.833	17-5	.773
Wisconsin	9-3	.750	18-4	.818
Purdue	9-3	.750	20-3	.870
Michigan State	8-3	.727	17-5	.773
Ohio State	7-3	.700	14-5	.737
Indiana	7-5	.583	16-6	.727
Rutgers	7-5	.583	13-9	.591
Michigan	5-5	.500	11-9	.550
IOWA	5-6	.455	15-7	.682
Penn State	4-7	.364	9-10	.474
Northwestern	4-8	.333	11-10	.524
Maryland	3-9	.250	11-12	.478
Minnesota	2-9	.182	11-9	.550
Nebraska	0-12	.000	6-17	.261

Tuesday, Feb. 8

Wisconsin at Michigan State, 6 p.m.
 Michigan at Penn State, 8 p.m.
 Indiana at Northwestern, 8 p.m.
 Illinois at Purdue, 8 p.m.

Wednesday, Feb. 9

Ohio State at Rutgers, 6 p.m.
 Minnesota at Nebraska, 8 p.m.

Thursday, Feb. 10

IOWA at Maryland, 6 p.m.
 Purdue at Michigan, 8 p.m.

Saturday, Feb. 12

Rutgers at Wisconsin, 1 p.m.
 Indiana at Michigan State, 2:30 p.m.
 Ohio State at Michigan, 5 p.m.
 Penn State at Minnesota, 7:30 p.m.

All times are central

National Rankings

AP Poll

Feb. 7

- Auburn
- Gonzaga
- Purdue
- Arizona
- Kentucky
- Houston
- Duke
- Kansas
- Texas Tech
- Baylor
- Providence
- UCLA
- Illinois
- Wisconsin
- Villanova
- Ohio State
- Michigan State
- Marquette
- Tennessee
- Texas
- USC
- Saint Mary's
- Murray State
- Connecticut
- Xavier
- RV. IOWA**

USA Today Poll

Feb. 7

- Gonzaga
- Auburn
- Purdue
- Kentucky
- Arizona
- Duke
- Houston
- Kansas
- Texas Tech
- Baylor
- Providence
- UCLA
- Illinois
- Wisconsin
- Villanova
- Ohio State
- Michigan State
- Tennessee
- Marquette
- Texas
- USC
- Saint Mary's
- Connecticut
- Murray State
- Wake Forest
- RV. IOWA**

2021-22 IOWA CAPTAINS

Iowa captains are Jordan Bohannon and Connor McCaffery.

SCOUTING MARYLAND

- Maryland (101 NET Ranking) enters Thursday having lost five of its last seven games, including three straight. The two victories during that stretch were impressive, winning by 16 at home over nationally-ranked Illinois and recording an eight-point win at Rutgers.
- Maryland dropped an 82-67 decision on Sunday at nationally-ranked Ohio State. Maryland's Donta Scott led all scorers with 25 points. The Buckeyes made 50 percent of their field goal attempts, while the Terrapins shot 39 percent.
- Three Terrapins average double figures in scoring: Eric Ayala (15.4), Fatts Russell (12.9), and Donte Scott (12.9). Scott and Qudus Wahab lead the squad in rebounding, averaging 6.3 and 6.1 per contest, respectively.
- Maryland is 7-7 at home this season, with five of the seven losses coming by six points or less, including two setbacks decided by one possession (Wisconsin; Michigan State).
- Maryland ranks first in the Big Ten in free throws made (349), second in free throw attempts (465), and third in fewest fouls per game (14.7).
- Eric Ayala is first in the league and 37th nationally in 3-point attempts (164) and seventh in the conference in minutes per game (34.17). Hakim Hart is fifth in the Big Ten in steals per contest (1.57), while Fatts Russell is seventh in free throw accuracy (.765).
- Mark Turgeon stepped down as Maryland's head coach on Dec. 3, 2021, after 10+ seasons in College Park. Danny Manning has served as interim head coach, dating back to Dec. 5, 2021. Manning was hired as an assistant coach by Turgeon on April 26, 2021. Manning and Turgeon played three seasons together at Kansas (1984-87).
- Iowa assistant coach Sherman Dillard began his coaching career at Maryland, spending six seasons (1979-85) as an assistant coach. Dillard helped coach the Terrapins to four 20-win seasons and five NCAA Tournaments. The 1980, 1984 and 1985 squads reached the Sweet 16, while the 1984 team won the ACC Tournament.

LAST MEETING AGAINST MARYLAND

Iowa earned its first Big Ten victory on Jan. 3, defending its home court with an 80-75 triumph over Maryland at Carver-Hawkeye Arena in Iowa City.

- Keegan Murray led all scorers with 35 points, tying a personal best. The native of Cedar Rapids, Iowa, also sank a personal-best five 3-point field goals.
- Junior point guard Joe Toussaint registered game bests in assists (9) and steals (3), and tallied nine points.
- Senior Filip Rebraca netted a season-high 13 points, to go along with eight rebounds.
- All five Maryland starters reached double figures, led by Eric Ayala's 19 points.
- Iowa has won three of the last four meetings against the Terrapins.

VALUING THE BASKETBALL

The Hawkeyes are tops in the country in assist-to-turnover ratio (1.82); and third in fewest turnovers per game (8.8) and turnover margin (6.0).

McCaffery has continued his mastery of limiting turnovers in 2021-22 with 35 assists and only seven turnovers, boasting a robust 5.0 assist-to-turnover ratio. Joe Toussaint's 2.38 ratio is sixth best in the league and 40th nationally.

Iowa ranked first in the nation in assist-to-turnover ratio (2.02) last season. The Hawkeyes had two players ranked high nationally in assist-to-turnover ratio. Connor McCaffery was fourth in the country with a 3.73 ratio (112 assists; 30 turnovers), while Jordan Bohannon was 13th with a 3.07 ratio (135 assists; 44 turnovers).

At Virginia and versus Illinois, the Hawkeyes committed a season-low four turnovers, tying the third fewest total in a single-game in the Fran McCaffery era. The four turnovers against the Cavaliers are the fourth lowest in any Big Ten/ACC Challenge game.

TWICE AS NICE

Sophomores Keegan and Kris Murray rank first and third, respectively, in team scoring. Keegan averages 22.4 points, while Kris averages 10.1 points. Keegan also ranks first on the squad in rebounds per game (8.6), blocks per game (2.0), and free throws made (84), while Kris ranks third on the squad in rebounds per contest (4.4), and first in 3-point accuracy (.403, 27-of-67).



KEEGAN MURRAY GARNERS NATIONAL ATTENTION

Keegan Murray has been selected to the Wooden Award Late-Season Top 20, the Lute Olson National Player of the Year Award Midseason List, Karl Malone Power Forward of the Year Award semifinalist, *Sporting News* Second Team All-American, and has been named Big Ten Player of the Week three times this season (Nov. 22; Dec. 20; Jan. 3).

The Hawkeyes have had a student-athlete named to the Wooden Award Late-Season Top 20 three straight years and four of the last seven seasons. Former Hawkeye Luka Garza was the recipient of the 2021 John R. Wooden Award and was a finalist in 2020 award, while Jarrod Uthoff was a semifinalist in 2016. Garza was also the recipient of the 2021 Lute Olson Award.

Murray and former Hawkeye and All-American Luka Garza are the only Hawkeyes to earn three Big Ten Player of the Week accolades in the same season since the award was started in 1981-82.

Murray powered the Hawkeyes to a 94-75 victory over Utah State on Dec. 18, in Sioux Falls, South Dakota. Murray exploded for a career-best 35 points. He scored 18 straight Hawkeye points spanning 6:08 in the first half. Murray was six points from the arena record. The native of Cedar Rapids, Iowa, also totaled a game-best seven rebounds and had two steals, one block, and an assist. Iowa was +22 when Murray was on the court against the Aggies.

Murray averaged 26.5 points, 13.5 rebounds, 3.0 assists and 2.5 blocks in a pair of wins over N.C. Central and Alabama State. He had a historic stat line against N.C. Central, totaling 27 points, 21 rebounds, and four blocks. He became the fourth Hawkeye over the last five decades, and first since 1977, to score 20+ points and grab 20+ rebounds. Against Alabama State, Murray amassed 26 points, six rebounds, and a career-high four assists. He sank two of Iowa's school-record 20 3-pointers in a 26-point win.

Murray posted game bests in points (29), rebounds (10), and blocks (3), while also dishing out three assists in Iowa's 92-71 win over Western Illinois on Dec. 29. He registered his third double-double of the season and shot a blistering 65 percent from the field, making 13-of-20 attempts.

JORDAN BOHANNON HOLDS 4 IOWA ALL-TIME RECORDS

Jordan Bohannon, competing in his sixth season, is the program's career leader in four statistical categories: assists (672), 3-pointers made (411), games played (165), and free throw percentage (.886, 335-378). His 411 triples are the most in Big Ten history and 149 more than any other Hawkeye.

Bohannon (165) became the NCAA all-time leader in career games played at Wisconsin on Jan. 6, surpassing Ohio State's David Lighty (157 games played between 2007-11). Bohannon ranks fourth in career scoring (1,854) and is six points from surpassing Aaron White (1,859) for third. Bohannon is also approaching Iowa's Top 10 in field goals made.

Bohannon, an honorable mention all-conference honoree in 2021, is one of 30 Division I players over the last 25 years to make 75+ 3-pointers in four seasons.

Bohannon ranked first in the league in 3-point accuracy (.394) and second in 3-pointers made per game (2.58) in 2021. He was second in the conference in assist-to-turnover ratio (3.07) and fourth in assists per contest (4.4).

He is one of only three Division I players since the 1992-93 season to amass more than 625 assists and 360 3-pointers.

Bohannon is one of only three Hawkeyes to post four 100-assist seasons (Jeff Horner, Dean Oliver). He has accumulated seven points-assists double-doubles, the most in school history. Bohannon registered a school-record eight games with 10 or more assists.

IOWA IN BIG TEN STATISTICS

Category	All Games		Conf Only		NCAA	
	Stat	Rank	Stat	Rank	Stat	Rank
Turnover Margin	+6.0	1st	+6.3	1st	+6.0	3rd
Free Throw %	.763	1st	.706	9th	.769	31st
Steals	8.0	1st	8.1	1st	8.0	60th
Assist/TO Ratio	1.82	1st	1.68	1st	1.82	1st
Scoring Offense	82.2	2nd	74.45	5th	82.2	8th
Scoring Margin	+11.8	2nd	+1.55	7th	+11.8	25th
Assists	16.0	5th	13.9	8th	16.0	35th
3-Pt. FG Per Game	8.4	4th	7.55	5th	8.4	92nd
Blocked Shots	4.6	4th	4.45	3rd	4.6	45th
Field Goal %	.454	7th	.420	11th	.454	109th
3-PT FG Defense	.327	6th	.355	10th	.327	145th
3-Pt. Field Goal %	.339	9th	.316	13th	.339	175th
Rebound Margin	0.0	12th	-6.7	12th	0.0	213th
FG% Defense	.431	10th	.444	8th	.431	187th
Scoring Defense	70.5	13th	72.9	11th	70.5	218th

Category	Player	All Games		NCAA	
		Stat	Rank	Stat	Rank
FG%	Keegan Murray	.548	6th	.548	39th
Rebounding	Keegan Murray	8.6	3rd	8.6	39th
Scoring	Keegan Murray	22.4	1st	22.4	4th
Steals	Joe Toussaint	1.64	4th	1.64	141st
	Keegan Murray	1.38	8th	1.38	286th
Assists	Joe Toussaint	3.7	14th	3.7	185th
FT Percentage	Keegan Murray	.757	9th	.757	260th
3-pointers	Jordan Bohannon	2.14	11th	2.14	223rd
Blocked Shots	Keegan Murray	2.05	4th	2.05	42nd
	Kris Murray	1.1	8th	1.1	184th
Assist/TO Ratio	Joe Toussaint	2.38	6th	2.38	40th
FT Made	Keegan Murray	84	5th	84	76th
Double-Doubles	Keegan Murray	6	4th	6	54th

IOWA'S STATISTICAL COMPARISONS

	All Games	Big Ten	Home Games	Away Games	Iowa Wins	Iowa Losses
Record	15-7	5-6	12-2	3-5	15-0	0-7
Points	82.2	74.5	87.6	72.9	88.0	69.9
Opp. Pts	70.5	72.9	68.2	74.4	67.0	77.9
FG%	.454	.420	.474	.418	.492	.374
FG Def.	.431	.444	.418	.455	.423	.450
3-PT%	.339	.316	.365	.282	.364	.286
3-pt. Def.	.327	.355	.326	.329	.314	.358
FT%	.763	.706	.797	.690	.775	.735
REB	37.0	34.1	38.5	34.3	39.3	31.9
AST	16.0	13.9	16.8	14.6	17.3	13.1
TO	8.8	8.3	8.9	8.5	8.9	8.6
STL	8.0	8.1	8.6	6.9	8.5	7.0
BLK	4.6	4.5	4.9	4.1	4.9	4.0

STEALING THE ROCK

Iowa ranks first in the Big Ten and 60th nationally in steals per game (8.0). The last time a Hawkeye team led the conference in steals was during the 2016-17 season (8.1 per game).

MCCAFFERY CLIMBING WINS CHART

Fran McCaffery and the Hawkeyes have reached 20 wins seven of the last nine seasons. McCaffery and Tom Davis (10) are the only Iowa coaches to win 20 or more games in at least seven seasons.

Among Iowa's head basketball coaches, McCaffery ranks second in tournament appearances behind Davis (9). Davis is Iowa's all-time winningest coach, while McCaffery is second.



IOWA SIGNS 2 PREP STANDOUTS

JOSH DIX // G, 6-5, 190 // Council Bluffs, Iowa (Council Bluffs High School)

- Three-year team captain
- Two-time first-team all-conference selection and City Player of the Year
- Third team all-state as a sophomore and first-team all-state as a junior
- Shot 50 percent or better from the field his first three seasons of prep basketball
- Averaged a team-best 19.4 points, 7.2 rebounds, 4.3 assists as a junior
- Shot at 54 percent from the field, 38 percent from 3-point range, and 73 percent from the foul line as a junior
- Surpassed 1,000 career points last season
- Averaged 17.5 points, 5.1 rebounds as a sophomore and 10.2 points per contest as a freshman
- Three-time academic all-conference honoree

FRAN McCAFFERY ON JOSH DIX

"Josh is incredibly versatile. He can play multiple positions. He has a great frame. Josh is good with the ball in his hands finding people and getting to the rim. He's physical defensively and is an excellent rebounder for his position. Josh is a winning player. We are really excited about him."

DASONTE BOWEN // G, 6-3, 165 // Boston, Massachusetts (Brewster Academy)

- Ranked No. 91 in the ESPN Top 100 for the Class of 2022
- Averaged 15.2 points, 3.6 rebounds, 2.6 assists, and 1.4 steals while shooting 52.7 percent from the field, 47.4 percent from 3-point range, and 90 percent from the foul line this past summer playing EYBL
- Netted 37 points and seven assists in a game as a sophomore at Worcester Academy
- All-NEPSAC first team honoree as a sophomore
- Played with Hawkeye sophomore Josh Ogundele at Worcester Academy in 2020

FRAN McCAFFERY ON DASONTE BOWEN

"Dasonte is creative and fearless on the basketball court. He has incredible vision and makes plays. Dasonte can step back and hit the three, but he is constantly attacking the defense. He can rebound and score a variety of ways. He is an incredibly unselfish player. We are excited to welcome him to the Hawkeye family."

IOWA VS. RANKED TEAMS

Iowa is 0-4 against ranked opponents this season, falling on the road at No. 2 Purdue (77-70), at No. 17 Iowa State (73-53) and at No. 23 Wisconsin (87-78), and at home to No. 6 Purdue (83-73).

The Hawkeyes won 15 games over ranked foes the previous two seasons, the most in the country.

Below are Iowa's most recent victories over nationally-ranked opponents:

At Home:	77-73 over 25th-ranked Wisconsin, 3/4/21 79-66 over 25th-ranked Rutgers, 2/10/21 86-71 over 16th-ranked Minnesota, 1/10/21 87-72 over 19th-ranked Northwestern, 12/29/20 93-80 over 16th-ranked North Carolina, 12/8/20
On the Road:	73-57 over 4th-ranked Ohio State, 2/28/21 77-62 over 21st-ranked Wisconsin, 2/18/21 77-75 over 14th-ranked Rutgers, 1/2/21 59-57 over 21st-ranked Wisconsin, 3/2/17 72-61 over 12th-ranked Texas Tech, 11/28/19
Neutral Court:	79-72 over 22nd-ranked Cincinnati, 3/22/19 77-69 over 13th-ranked Oregon, 11/15/18

HAWKEYE FASTBREAKS

- The Hawkeyes are 12-0 this season when outrebounding their opponents and 7-0 when Iowa shoot 50 percent or better from the field.
- Sophomore Keegan Murray has totaled 25 points or more an NCAA-best nine times this season.
- Iowa is 121-28 when scoring 80 points or more, the last 12 seasons. The Hawkeyes are 89-3 when holding opponents to fewer than 61 points, the last 12 years.
- The Hawkeyes own a +7.2 differential in scoring points off turnovers this season.
- Keegan Murray and Kansas State's Michael Beasley (2007-08) are the only two players from a major conference to score 24+ points in each of their first five games of the season over the last 15 years. He is one of three Big Ten players since the 2002-03 season with six consecutive 20-point games to start the season.
- Iowa posted school single-game records in 3-pointers made (20) and attempted (44) against Alabama State on Nov. 18, besting the previous records of 19-of-43 against Savannah State on Dec. 22, 2018. Iowa's 20 3-pointers made equals the Carver-Hawkeye Arena record (20 by Purdue on Jan. 20, 2018).
- The Hawkeyes topped the century mark in three of its first five games (Longwood, Alabama State, Western Michigan). The last time an Iowa team scored 100+ points in three of its first five games was the start of the 1997-98 season.
- Iowa is the only Division I program with two sets of brothers on the 2021-22 roster, with one being identical twins. Connor and Patrick McCaffery are two years apart, while Keegan and Kris Murray are identical twins. The Murray twins are one of five twins on Division I rosters this season (Arizona State, San Diego State, SIUE, and Wisconsin).
- The Hawkeyes have won seven of their last nine, including four straight, Big Ten/ACC Challenge games.
- Virginia has allowed 75+ points at home only six times under head coach Tony Bennett. Iowa has accounted for two of those six (75 in 2021 and 75 in 2013).
- Iowa has won 77 of its last 82 nonconference home games, dating back to 2012.
- The Hawkeyes have won 10 or more Big Ten games six of the last seven seasons.
- Iowa has won an NCAA Tournament game each of its last four tournament appearances.
- Iowa has qualified for five NCAA tournaments over the last seven completed seasons (2014-16, 2019, 2021) and eight postseason tournaments over the last nine completed seasons (5 NCAA; 3 NIT).
- Iowa has won 14 home games each of the last three seasons. The Hawkeyes have averaged just over 13 home victories since Fran McCaffery's arrival in Iowa City in 2011.
- Florida State has won an NCAA-record 13 straight overtime games, dating back to January, 2018. The last team to beat the Seminoles in overtime was Iowa (78-75) on Dec. 2, 2015, in Iowa City. That game featured 21 lead changes.

RECENT GRADUATES PLAYING PROFESSIONAL BASKETBALL

A number of recent Iowa basketball graduates are playing professionally: Joe Wieskamp (NBA San Antonio Spurs), Luka Garza (NBA Detroit Pistons), Jarrod Uthoff (Japan), Devyn Marble (Israel), Tyler Cook (NBA Chicago Bulls), Anthony Clemmons (Italy), Gabriel Olaseni (Turkey), Ryan Kriener (Matsuyama), Bakari Evelyn (Germany), Peter Jok (France), Melsahn Basabe (Puerto Rico), and Aaron White (Serbia).



SPOTLIGHTING KEEGAN MURRAY'S DOMINATING EFFORT

Keegan Murray posted 27 points, 21 rebounds, four blocks, and two assists in Iowa's win over North Carolina Central on Nov. 16. He accomplished something that has not been done in over four decades by a Hawkeye.

Murray is the first Hawkeye to total 25+ points and 20+ rebounds in a game since Bruce King in 1977. King had 31 points and 21 rebounds vs. Ohio State in 1977.

Murray is one of four players over the last five decades to post a 20-20 game: Kevin Kunnert (24-23) vs. Illinois in 1972; Fred Habberecht (29-20) vs. Wisconsin in 1975; Bruce King (42-20) vs. Pittsburgh in 1976; Bruce King (31-21) vs. Ohio State in 1977.

The last Big Ten player to have a 20-20 performance was Purdue's Trevion Williams at Michigan on Jan. 9, 2020 (36-20).

Murray is the first Hawkeye since Greg Brunner in 2006 to grab 20+ rebounds in a game; Brunner had 23 against Minnesota on Jan. 18, 2006. Murray is the first major conference player with 27+ points, 21+ rebounds, and 4+ blocks since Kansas State's Michael Beasley versus Sacramento State on Nov. 9, 2007.

KEEGAN MURRAY TABBED PRESEASON ALL-BIG TEN

Sophomore forward Keegan Murray was named to the 2021-22 Big Ten Preseason Player of the Year.

It marks the third straight season that one or more Hawkeyes have been selected to the preseason list, voted upon by a selected panel of media. Joe Wieskamp was selected in 2019 and 2020, while Luka Garza was tabbed the Big Ten Preseason Player of the Year in November 2020.

Murray is one of the league's top emerging players after being named to the five-player All-Big Ten Freshman Team a year ago. The Cedar Rapids, Iowa, native was one of only five players nationally -- and only bench player -- to amass 200 points, 35 blocks, 25 steals, and 15 3-pointers. He was the team's leading scorer (7.8) and rebounder (5.5) off the bench in conference play. Murray led team in blocks 12 times and steals five times. The 6-foot-8 forward was second on the team in steals (26) and ranked 11th in the Big Ten in blocked shots per game (1.26). His 39 blocks tie for fourth most by a freshman in program history.

Murray totaled 13 points, seven rebounds, four blocks, three assists, and a steal in Iowa's first-round victory over Grand Canyon to become the first Hawkeye ever to stuff the stat sheet with those numbers in an NCAA Tournament contest.

IOWA HISTORY

Iowa has played 2,894 games since beginning basketball in 1902. Iowa's overall record is 1,707-1,187 (.590). Iowa's 1,707 wins are 36th most among Division I programs. That includes a 1,094-376 (.744) record in home games, a 613-811 (.431) record in contests away from Iowa City, an 807-811 (.498) mark in Big Ten games and a 498-150 (.768) record in Carver-Hawkeye Arena.

COACHING EXPERIENCE

Fran McCaffery has the most experienced coaching staffs in the country. The Iowa men's basketball staff has 75 years of combined collegiate head coaching experience and more than 125 years of collegiate coaching under their belts.

Coach	Years
Fran McCaffery	26 years
Kirk Speraw	20 years
Sherman Dillard	10 years
Billy Taylor	14 years
Al Seibert	5 years





GAME-BY-GAME RESULTS

Overall: 15-7 Big Ten: 5-6 Home: 12-2 Away: 2-5 Neutral: 1-0

Date	Opponent	Result	Attend.	Top Scorer	Top Rebounder
Nov. 9	Longwood	W, 106-73	9,259	Keegan Murray, 24	Murray/Murray/C. McCaffery, 7
Nov. 12	Kansas City	W, 89-57	11,133	Keegan Murray, 25	Filip Rebraca, 13
Nov. 16	N.C. Central	W, 86-69	9,132	Keegan Murray, 27	Keegan Murray, 21
Nov. 18	Alabama State	W, 108-82	9,957	Keegan Murray, 26	Rebraca/Kris Murray, 8
Nov. 22	Western Michigan	W, 109-61	10,044	Keegan Murray, 29	Kris Murray, 8
Nov. 26	Portland State	W, 85-51	11,756	Keegan Murray, 23	Rebraca/Keegan Murray, 9
^ Nov. 29	at Virginia	W, 75-74	13,542	Jordan Bohannon, 20	Keegan Murray, 9
* Dec. 3	at #2 Purdue	L, 70-77	14,804	Patrick McCaffery, 15	Rebraca/Ogundele, 5
* Dec. 6	Illinois	L, 83-87	12,072	Keegan Murray, 19	Filip Rebraca, 8
+ Dec. 9	at #17 Iowa State	L, 53-73	14,267	Jordan Bohannon, 17	Keegan Murray, 7
# Dec. 18	vs. Utah State	W, 94-75	3,250	Keegan Murray, 35	Keegan Murray, 7
Dec. 21	Southeastern Louisiana	W, 93-62	10,891	Keegan Murray, 20	Keegan Murray, 10
Dec. 29	Western Illinois	W, 92-71	15,056	Keegan Murray, 29	Keegan Murray, 10
* Jan. 3	Maryland	W, 80-75	10,327	Keegan Murray, 35	Rebraca/Keegan Murray, 8
* Jan. 6	at #23 Wisconsin	L, 78-87	15,212	Keegan Murray, 27	Patrick McCaffery, 7
* Jan. 13	Indiana	W, 83-74	11,246	Kris Murray, 29	Kris Murray, 11
* Jan. 16	at Minnesota	W, 81-71	10,925	Keegan Murray, 25	Filip Rebraca, 12
* Jan. 19	at Rutgers	L, 46-48	8,000	Keegan Murray, 13	Keegan Murray, 13
* Jan. 22	Penn State	W, 68-51	15,056	Keegan Murray, 15	Keegan Murray, 8
* Jan. 27	#6 Purdue	L, 73-83	12,723	Kris Murray, 23	Keegan Murray, 9
* Jan. 31	at Penn State	L, 86-90 (2OT)	7,977	Keegan Murray, 21	Patrick McCaffery, 7
* Feb. 6	Minnesota	W, 71-59	14,558	Keegan Murray, 24	Keegan Murray, 15

^ - Big Ten/ACC Challenge

+ - Iowa Corn Cy-Hawk Series

- Sioux Falls, South Dakota

* - Big Ten Conference Game

% - Big Ten Tournament -- Indianapolis





GAME-BY-GAME STATISTICS

Team	Score	FG-A	PCT	3-PT. FG	PCT	FT-FTA	PCT	REB	PF	AST	TO	BLK	STL
at Iowa	106	36-65	.554	15-33	.455	19-22	.864	43	20	24	8	8	6
Longwood	73	26-74	.351	9-32	.281	12-16	.750	38	22	17	12	0	5
at Iowa	89	34-65	.523	4-16	.250	17-22	.773	39	11	18	8	5	11
Kansas City	57	23-56	.411	7-22	.318	4-6	.667	27	22	12	17	2	4
at Iowa	86	23-61	.377	5-23	.217	35-41	.854	44	14	15	8	4	5
N.C. Central	69	28-59	.475	5-15	.333	8-12	.667	31	30	11	15	3	5
at Iowa	108	38-73	.521	20-44	.455	12-16	.750	44	14	28	10	2	7
Alabama State	82	29-59	.492	11-24	.458	13-19	.684	27	17	17	14	2	8
at Iowa	109	38-72	.528	12-26	.462	21-23	.913	37	9	20	7	6	15
Western Michigan	61	24-63	.381	6-26	.231	7-7	1.000	38	17	14	24	2	6
at Iowa	85	32-66	.485	6-19	.316	15-19	.789	43	12	15	13	4	11
Portland State	51	20-65	.308	4-27	.148	7-9	.778	39	17	10	23	2	8
Iowa	75	30-56	.536	10-21	.476	5-10	.500	30	10	12	4	3	2
at Virginia	74	30-57	.526	9-18	.500	5-9	.556	29	12	16	5	2	0
Iowa	70	25-62	.403	5-21	.238	15-22	.682	30	29	12	9	0	6
at #2 Purdue	77	21-50	.420	8-19	.421	27-37	.730	42	18	14	17	2	5
at Iowa	83	31-69	.449	8-22	.364	13-19	.684	23	21	16	4	5	9
Illinois	87	26-59	.441	11-25	.440	24-28	.857	52	19	16	18	0	4
Iowa	53	17-63	.270	5-27	.185	14-15	.933	32	18	10	12	6	7
at #17 Iowa State	73	27-62	.435	8-25	.320	11-17	.647	50	16	18	16	4	5
Iowa	94	35-64	.547	8-26	.308	16-21	.762	35	21	21	9	4	11
vs. Utah State	75	25-51	.490	8-23	.348	17-24	.708	23	19	18	14	1	4
at Iowa	93	32-68	.471	11-33	.333	18-25	.720	50	15	21	11	3	7
SE Louisiana	62	22-60	.367	8-22	.364	10-17	.588	32	19	15	15	2	4
at Iowa	92	34-63	.540	6-15	.400	18-20	.900	41	12	15	12	8	5
Western Illinois	71	30-72	.417	5-30	.167	6-6	1.000	31	16	4	9	0	6
at Iowa	80	30-61	.492	8-20	.400	12-19	.632	34	15	17	7	4	6
Maryland	75	28-61	.459	9-25	.360	10-17	.588	38	20	11	9	1	6
Iowa	78	30-61	.492	7-20	.350	11-19	.579	26	22	19	8	7	4
at #23 Wisconsin	87	33-66	.500	5-17	.294	16-23	.696	43	20	15	8	1	6
at Iowa	83	28-63	.444	6-18	.333	21-25	.840	35	22	9	12	7	15
Indiana	74	27-53	.509	7-22	.318	13-21	.619	31	21	17	23	5	4
Iowa	81	33-68	.485	5-22	.227	10-16	.625	40	14	18	8	5	10
at Minnesota	71	28-55	.509	6-16	.375	9-14	.643	31	18	12	14	2	5
Iowa	46	17-61	.279	6-27	.222	6-11	.545	38	16	8	10	5	8
at Rutgers	48	18-58	.310	2-13	.154	10-13	.769	49	15	13	15	10	7
at Iowa	68	22-54	.407	10-32	.313	14-18	.778	37	13	15	10	5	9
Penn State	51	17-51	.333	7-25	.280	10-13	.769	34	18	10	17	1	4
at Iowa	73	24-64	.375	8-27	.296	17-18	.944	31	20	10	9	2	8
#6 Purdue	83	30-49	.612	13-22	.591	10-22	.455	36	17	21	15	2	7
Iowa	86	27-77	.351	11-31	.355	21-28	.750	43	22	17	8	3	7
at Penn State (2 OT)	90	33-74	.446	6-27	.222	18-24	.750	53	23	12	12	2	6
at Iowa	71	29-65	.446	9-23	.391	4-9	.444	38	10	12	6	6	7
Minnesota	59	22-61	.361	9-23	.391	6-9	.667	40	9	9	12	4	4





SEASON & CAREER BESTS/THE LAST TIME...

Season Bests

Player	Points	3-Pointers	Rebounds	Assists	Blocks	Steals
Austin Ash	8, Portland St	2, Portland St	2, twice	2, twice	---	---
Jordan Bohannon	20, Virginia	6, twice	3, Minnesota	5, Penn State	---	3, twice
Carter Kingsbury	---	---	---	---	---	---
Luc Laketa	3, twice	1, twice	1, Portland St	1, SE Louisiana	---	1, W. Michigan
Connor McCaffery	12, Penn State	4, Penn State	8, SE Louisiana	7, Portland St	---	3, Penn State
Patrick McCaffery	18, Minnesota	3, twice	7, three times	4, twice	2, twice	3, Indiana
Riley Mulvey	8, W. Michigan	---	5, Alabama St	1, twice	1, W. Illinois	1, Kansas City
Keegan Murray	35, twice	5, Maryland	21, N.C. Central	4, Alabama St	5, Longwood	3, four times
Kris Murray	29, Indiana	3, three times	11, Indiana	3, Penn State	3, Indiana	3, Indiana
Josh Ogundele	7, Purdue	---	5, Purdue	---	2, Illinois	2, Portland St
Tony Perkins	16, Illinois	2, twice	5, Longwood	4, Utah State	1, twice	3, twice
Filip Rebraca	13, Maryland	1, Alabama St	13, Kansas City	2, twice	2, four times	3, Minnesota
Payton Sandfort	21, Alabama St	5, twice	5, W. Illinois	2, three times	1, four times	1, three times
Joe Toussaint	11, Alabama St	2, Alabama St	5, three times	11, Alabama St	---	4, twice
Ahron Ulis	12, N.C. Central	1, four times	5, twice	8, W. Michigan	---	3, Illinois

Career Bests

Player	Points	3-Pointers	Rebounds	Assists	Blocks	Steals
Austin Ash	9, Savannah St., '18	3, Savannah St., '18	2, five times	2, three times	---	2, Indiana
Jordan Bohannon	30, UAB, '17	8, twice	7, twice	14, Minnesota, '21	1, Nebraska '17	6, Pitt, '18
Carter Kingsbury	---	---	---	---	---	---
Luc Laketa	3, twice	1, twice	1, Portland St, '21	1, SE Louisiana	---	1, W. Michigan
Connor McCaffery	19, UConn, '18	4, Penn State, '22	13, Michigan, '20	10, Maryland, '21	1, seven times	3, seven times
Patrick McCaffery	19, Nebraska, '21	3, four times	7, three times	4, twice	2, four times	3, Indiana
Riley Mulvey	8, W. Michigan, '21	---	5, Alabama St, '21	1, twice	1, W. Illinois, '21	1, Kansas City, '21
Keegan Murray	35, twice	5, Maryland, '21	21, N.C. Central, '21	4, Alabama St, '21	5, Longwood, '21	3, five times
Kris Murray	29, Indiana, '22	3, three times	11, Indiana, '22	3, Penn State, '22	3, Indiana, '22	3, Indiana, '22
Josh Ogundele	7, Purdue, '21	---	5, Purdue, '21	---	2, Illinois '21	2, Portland St, '21
Tony Perkins	16, Illinois, '21	2, twice	7, N. Illinois, '20	4, Utah State, '21	1, three times	3, twice
Filip Rebraca	26, South Dakota, '20	2, eight times	16, Denver, '20	5, twice	8, Milwaukee, '19	4, Oral Roberts, '19
Payton Sandfort	21, Alabama St, '21	5, twice	5, W. Illinois, '21	2, three times	1, four times	1, three times
Joe Toussaint	18, Penn State, '20	2, four times	8, Cal Poly, '19	11, Alabama St, '21	1, W. Illinois, '20	6, Maryland, '21
Ahron Ulis	12, N.C. Central, '21	1, four times	5, twice	8, W. Michigan, '21	1, Oregon, '21	3, Illinois, '21

The Last Time a Player . . .

Had 30 or more points

Iowa -- 35, Keegan Murray vs. Maryland, 1/3/22
Opponent -- 30, Marcus Carr, Minnesota, 12/25/20

Made at least 90% of his FGA (10 att.)

Iowa -- .928 (13-14), Luka Garza vs. Iowa State, 12/11/20
Opponent -- .900 (9-10), Mike Watkins, Penn State, 2/3/18

Made 100% of his FTA (10 att.)

Iowa -- 1.000 (10-10), Jordan Bohannon vs. Nebraska 1/6/19
Opponent -- 1.000 (12-12), Bonzie Colson, Notre Dame, 11/29/16

Had 15 or more rebounds

Iowa -- 15, Keegan Murray vs. Minnesota, 2/6/22
Opponent -- 18, Kofi Cockburn, Illinois, 12/6/21

Had 10 or more assists

Iowa -- 11, Joe Toussaint vs. Alabama State, 11/18/21
Opponent -- 10, Cam Mack, Nebraska, 1/7/20

Had 5 or more blocks

Iowa -- 5, Keegan Murray vs. Longwood, 11/9/21
Opponent -- 5, Trayce Jackson-Davis, Indiana, 1/13/22

Had 5 or more steals

Iowa -- 6, Joe Toussaint at Maryland, 1/7/21
Opponent -- 5, Chris McNeal, Cincinnati, 12/21/19

The Last Time a Team . . .

Scored 100 or more points

Iowa -- 109 vs. Western Michigan, 11/22/21
Opponent -- 102 by Minnesota, 12/25/20

Scored 40 or fewer points

Iowa -- 40 at Wisconsin, 3/3/10
Opponent -- 39 by UNC Wilmington, 11/8/13

Won an overtime game

Iowa -- 76-70 (OT) at Indiana, 2/22/19
Opponent -- 90-86 (2 OT) by Penn State, 1/31/22

Made at least 60% of its FGA (20 att.)

Iowa -- .600 (39-65) vs. Kennesaw State, 12/29/19
Opponent -- .612 (30-49) by Purdue, 1/27/22

Made at least 50% of its 3-pt. FGA (8 att.)

Iowa -- .632 (12-19) at Wisconsin, 2/18/21
Opponent -- .591 (13-22) by Purdue, 1/27/22

Made at least 90% of its FTA (10 att.)

Iowa -- .944 (17-18) vs. Purdue, 1/27/22
Opponent -- .947 (18-19) by San Diego State, 11/29/19





SEASON HIGHS & LOWS/SPECIALITY STATS

CATEGORY		IOWA		OPPONENTS
<u>Points</u>	High	109	Western Michigan	90 Penn State
	Low	46	Rutgers	48 Rutgers
<u>FG Made</u>	High	38	Alabama St/WMU	33 Wisconsin/Penn State
	Low	17	Iowa State/Rutgers	17 Penn State
<u>FG Att.</u>	High	77	Penn State	74 Longwood/Penn State
	Low	54	Penn State	50 Purdue
<u>FG%</u>	High	.554	Longwood	.612 Purdue
	Low	.270	N.C. Central	.308 Portland State
<u>3-FG Made</u>	High	20	Alabama State	13 Purdue
	Low	4	Kansas City	2 Rutgers
<u>3-FG Att.</u>	High	44	Alabama State	32 Longwood
	Low	16	Kansas City	13 Rutgers
<u>3-FG%</u>	High	.476	Virginia	.591 Purdue
	Low	.185	N.C. Central	.148 Portland State
<u>FTM</u>	High	35	N.C. Central	27 Purdue
	Low	4	Minnesota	4 Kansas City
<u>FTA</u>	High	41	N.C. Central	37 Purdue
	Low	9	Minnesota	6 Kansas City
<u>FT% (min. 10)</u>	High	.944	Purdue	.857 Illinois
	Low	.444	Minnesota	.455 Purdue
<u>Off. Reb.</u>	High	18	N.C. Central/Alabama St	21 Iowa State
	Low	6	Purdue/Wisconsin	2 Utah State
<u>Def. Reb.</u>	High	37	SE Louisiana	38 Rutgers/Penn State
	Low	14	Illinois	19 Western Illinois/Indiana
<u>Total Reb.</u>	High	50	SE Louisiana	53 Penn State
	Low	23	Illinois	23 Utah State
<u>Assists</u>	High	28	Alabama State	21 Purdue
	Low	8	Rutgers	4 Western Illinois
<u>Steals</u>	High	15	Western Michigan/Indiana	8 Alabama State/Portland State
	Low	2	Virginia	0 Virginia
<u>Blocks</u>	High	8	Longwood/Western Illinois	10 Rutgers
	Low	0	Purdue	0 Illinois/Western Illinois
<u>Turnovers</u>	High	12	ISU/Western Illinois/Indiana	24 Western Michigan
	Low	4	Virginia/Illinois	5 Virginia
<u>Fouls</u>	High	29	Purdue	30 N.C. Central
	Low	9	Western Michigan	9 Minnesota

GAME-BY-GAME SPECIALTY STATS		Pts. Off	Pts. in	2nd	Bench
Date	Opponent	TO's	Paint	Chance	Points
11/9	Longwood	17	36	17	42
11/12	Kansas City	25	58	11	28
11/16	N.C. Central	16	34	15	27
11/18	Alabama State	18	30	23	51
11/22	Western Michigan	36	50	14	63
11/26	Portland State	23	46	17	36
11/29	Virginia	5	30	13	12
12/3	at #2 Purdue	20	34	4	29
12/6	Illinois	26	42	11	43
12/9	at #17 Iowa State	11	20	10	13
12/18	vs. Utah State	18	48	6	25
12/21	SE Louisiana	19	42	14	34
12/29	Western Illinois	9	54	12	32
1/3	Maryland	14	40	17	10
1/6	at #23 Wisconsin	8	38	14	21
1/13	Indiana	34	42	16	46
1/16	at Minnesota	12	52	17	12
1/19	at Rutgers	6	22	8	0
1/22	Penn State	12	12	12	19
1/27	#6 Purdue	18	26	14	32
1/31	at Penn State	8	28	19	36
2/6	Minnesota	21	34	6	17
AVG.		17.1	37.2	13.2	28.5

IOWA AND OPPONENT INDIVIDUAL HIGH PERFORMANCES

CATEGORY	IOWA	OPPONENTS
<u>Points</u>	35 Keegan Murray (Utah State/Maryland)	29 Izaiah Brockington (Iowa State)
<u>Field Goals Made</u>	14 (14-21) Keegan Murray (Maryland)	11 (11-14) Izaiah Brockington (Iowa State)
<u>Field Goals Attempted</u>	21 (14-21) Keegan Murray (Maryland)	18 (10-18) Johnny Davis (Wisconsin)
<u>Field Goal Percentage (min. 5 made)</u>	.800 (8-10) Keegan Murray (Longwood)	.889 (8-9) Leslie Nkereuwem (Longwood)
<u>3-Point Field Goals Made</u>	6 (6-8/6-9) Jordan Bohannon (Longwood/Virginia)	5 (5-12/5-9) Norman, Jr. (WMU)/Ayala (Maryland)
<u>3-Point Field Goals Attempted</u>	10 (2-10) Jordan Bohannon (Rutgers)	12 (5-12) Lamar Norman, Jr. (Western Michigan)
<u>3-Point Field Goals Pct. (min. 5 made)</u>	.833 (5-6) Keegan Murray (Maryland)	.556 (5-9) Eric Ayala (Maryland)
<u>Free Throws Made</u>	9 (9-10/9-9) Ke. Murray (NCCU)/Kr. Murray (Purdue)	7 (7-11) John Harrar (Penn State)
<u>Free Throws Attempted</u>	10 (9-10) Keegan Murray (N.C. Central)	11 (7-11) John Harrar (Penn State)
<u>Free Throw Pct. (min. 7 made)</u>	1.000 (9-9) Kris Murray (Purdue)	.636 (7-11) John Harrar (Penn State)
<u>Offensive Rebounds</u>	9 Keegan Murray (N.C. Central)	11 James Jean-Marie (Portland State)
<u>Defensive Rebounds</u>	13 Keegan Murray (Minnesota)	17 Trevion Williams (Purdue)
<u>Total Rebounds</u>	21 Keegan Murray (N.C. Central)	18 Williams (Purdue)/Cockburn (Illinois)
<u>Assists</u>	11 Joe Toussaint (Alabama State)	7 Paul Mulcahy (Rutgers)
<u>Steals</u>	4 Joe Toussaint (Longwood)	2 21 players
<u>Blocks</u>	5 Keegan Murray (Longwood)	5 Trayce Jackson-Davis (Indiana)
<u>Turnovers</u>	3 11 times	6 Lamar Norman, Jr. (Western Michigan)



2021-22 IOWA RECORD WHEN...

When playing at home:	12-2	When leading at the half:	12-2	When wearing White:	10-0
When playing on the road:	2-5	When trailing at the half:	3-5	When wearing Black:	2-5
When playing on a neutral court:	1-0	When tied at the half:	0-0	When wearing Gold:	3-1
				When wearing Gray:	0-1
When Iowa scores 100 points or more:	3-0	Iowa field goal percentage at home:	431-909	.474	
When Iowa scores 90-99 points:	3-0	Iowa field goal percentage on road:	214-512	.418	
When Iowa scores 80-89 points:	6-2	Iowa 3-point percentage at home:	128-352	.364	
When Iowa scores 70-79 points:	2-3	Iowa 3-point percentage on road:	57-185	.308	
When Iowa scores under 70 points:	1-2	Iowa free throw percentage at home:	236-296	.797	
		Iowa free throw percentage on road:	98-142	.690	
When opponent scores 100 points or more:	0-0	On Sunday:	2-0		
When opponent scores 90-99 points:	0-1	On Monday:	3-2		
When opponent scores 80-89 points:	1-3	On Tuesday:	3-0		
When opponent scores 70-79 points:	7-2	On Wednesday:	1-1		
When opponent scores 60-69 points:	3-0	On Thursday:	2-3		
When opponent scores fewer than 60 points:	4-1	On Friday:	2-1		
		On Saturday:	2-0		
When Iowa shoots at least 50% from the field:	7-0	On BTN:	10-3		
When Iowa shoots less than 50% from the field:	8-7	On CBS:	0-0		
When opponent shoots at least 50% from the field:	3-2	On ESPN:	0-0		
When opponent shoots less than 50% from the field:	12-5	On ESPN2:	1-1		
When Iowa has higher FG% than opponent:	12-1	On ESPNU:	0-0		
When opponent has higher FG%:	3-6	On B1G+:	3-0		
When FG% is equal:	0-0	On FS1:	1-3		
		On CBS SN:	0-0		
When Iowa outrebounds opponent:	12-0	On NBC SN:	0-0		
When opponent has more rebounds:	3-7	On FOX:	0-0		
When rebounds are equal:	0-0	On TBS:	0-0		
When Iowa shoots at least 80% from the line:	6-2	Most Points, First Half:	63 vs. Alabama State		
When Iowa shoots less than 80% from the line:	10-5	Fewest Points, First Half:	26 at Purdue/Iowa State		
When opponent shoots at least 80% from the line:	3-1	Most Points Allowed, First Half:	48 vs. Indiana/Purdue		
When opponent shoots less than 80% from the line:	13-6	Fewest Points Allowed, First Half:	20 vs. WMU/Portland St		
When Iowa shoots more free throws than opponent:	12-1	Most Points, Second Half:	60 vs. Western Michigan		
When opponent shoots more free throws:	2-6	Fewest Points, Second Half:	19 at Rutgers		
When free throws attempts are equal:	1-0	Most Points Allowed, Second Half:	48 vs. Illinois		
When Iowa has higher FT% than opponent:	10-3	Fewest Points Allowed, Second Half:	21 vs Minnesota		
When opponent has higher FT%:	5-4	Largest Halftime Advantage:	29 vs. Western Michigan		
When FT% is equal:	0-0	Largest Halftime Deficit:	15 vs. Purdue		
When Iowa shoots at least 50% from 3-point range:	0-0				
When Iowa shoots less than 50% from 3-point range:	15-7				
When opponent shoots at least 50% from 3-point range:	1-1				
When opponent shoots less than 50% from 3-point range:	14-6				
When Iowa has a higher 3-point FG% than opponent:	7-3				
When opponent has a higher 3-point FG%:	7-4				
When 3-point FG% is equal:	1-0				
When Iowa has more assists than opponent:	13-2				
When opponent has more assists:	2-4				
When assists are equal:	0-1				
When Iowa has fewer turnovers than opponent:	14-6				
When opponent has fewer turnovers:	1-0				
When turnovers are equal:	0-1				
When Iowa has more steals than opponent:	11-6				
When opponent has more steals:	2-1				
When steals are equal:	2-0				



UNDER McCAFFERY.. IOWA RECORD WHEN..

When playing at home:	159-46	When leading at the half:	190-41	When wearing White:	146-42
When playing on the road:	45-78	When trailing at the half:	33-113	When wearing Black:	56-98
When playing on a neutral court:	27-33	When tied at the half:	7-4	When wearing Gold:	25-13
				When wearing Gray:	4-5

When Iowa scores 100 points or more:	16-0	Iowa field goal percentage at home:	5624-12106	.465
When Iowa scores 90-99 points:	41-8	Iowa field goal percentage on road:	4690-10815	.434
When Iowa scores 80-89 points:	68-20	Iowa 3-point percentage at home:	1498-4102	.365
When Iowa scores 70-79 points:	74-48	Iowa 3-point percentage on road:	1230-3596	.342
When Iowa scores under 70 points:	32-83	Iowa free throw percentage at home:	3539-4896	.723
		Iowa free throw percentage on road:	2548-3452	.738

When opponent scores 100 points or more:	0-7	On Sunday:	44-25
When opponent scores 90-99 points:	3-26	On Monday:	15-9
When opponent scores 80-89 points:	13-46	On Tuesday:	34-23
When opponent scores 70-79 points:	65-51	On Wednesday:	22-22
When opponent scores 60-69 points:	75-26	On Thursday:	34-37
When opponent scores fewer than 60 points:	75-3	On Friday:	31-16
		On Saturday:	47-25

When Iowa shoots at least 50% from the field:	83-16	On BTN:	100-78
When Iowa shoots less than 50% from the field:	148-143	On CBS:	4-6
When opponent shoots at least 50% from the field:	9-65	On ESPN:	14-19
When opponent shoots less than 50% from the field:	80-94	On ESPN2:	20-18
When Iowa has higher FG% than opponent:	76-27	On ESPNU:	17-9
When opponent has higher FG%:	30-129	On FS1:	16-12
When FG% is equal:	2-2	On FOX:	2-1

When Iowa outrebounds opponent:	171-58	On CBS SN:	1-3
When opponent has more rebounds:	54-91	On NBC SN:	2-1
When rebounds are equal:	7-10	truTV:	1-0

When Iowa shoots at least 80% from the line:	59-34	Most Points, First Half: 68 vs. Alabama State, '18
When Iowa shoots less than 80% from the line:	172-123	Fewest Points, First Half: 14 vs. Indiana, '13
When opponent shoots at least 80% from the line:	44-37	Most Points Allowed, First Half: 61 at Purdue, '20
When opponent shoots less than 80% from the line:	189-121	Fewest Points Allowed, First Half: 12 vs. UNC Wilmington, '13
When Iowa shoots more free throws than opponent:	191-67	Most Points, Second Half: 63 at Minnesota, '18
When opponent shoots more free throws:	30-87	Fewest Points, Second Half: 15 vs. Northern Iowa, '14
When free throws attempts are equal:	9-5	Most Points Allowed, Second Half: 61 at Oregon, '12
When Iowa has higher FT% than opponent:	152-68	Fewest Points Allowed, Second Half: 16 vs. UNI, '10
When opponent has higher FT%:	76-88	Largest Halftime Advantage: 37 vs. Arkansas-Pine Bluff, '13
When FT% is equal:	3-3	Largest Halftime Deficit: 31 vs. Purdue, '18

When Iowa shoots at least 50% from 3-point range:	32-10
When Iowa shoots less than 50% from 3-point range:	198-150
When opponent shoots at least 50% from 3-point range:	4-29
When opponent shoots less than 50% from 3-point range:	228-130
When Iowa has a higher 3-point FG% than opponent:	164-49
When opponent has a higher 3-point FG%:	60-111
When 3-point FG% is equal:	1-2

When Iowa has more assists than opponent:	174-39
When opponent has more assists:	48-106
When assists are equal:	9-13

When Iowa has fewer turnovers than opponent:	151-58
When opponent has fewer turnovers:	66-86
When turnovers are equal:	15-15
When Iowa has more steals than opponent:	138-51
When opponent has more steals:	69-92
When steals are equal:	24-15



IOWA SUPERLATIVES UNDER McCAFFERY

TEAM

Most Points Scored

- 116 -- Savannah State (11/13/16)
- 111 -- SIU Edwardsville (11/26/10)
- 110 -- Savannah State (12/22/18)
- 109 -- Western Michigan (11/22/21)**
- 109 -- Md. Eastern Shore (11/14/13)
- 108 -- Alabama State (11/18/21)**
- 106 -- Longwood (11/9/21)**
- 106 -- Northern Illinois (12/13/20)

Fewest Points Allowed

- 36 -- Howard (11/15/12)
- 39 -- UNC Wilmington (11/8/13)
- 39 -- Northern Iowa (12/7/10)
- 40 -- Louisiana Monroe (11/16/10)
- 41 -- Abilene Christian (11/17/13)

Field Goals Made

- 42 -- Savannah State (11/13/16)
- 42 -- Central Arkansas (12/19/11)
- 41 -- Northern Illinois (12/13/20)
- 40 -- Coppin State (11/15/15)
- 39 -- Savannah State (12/22/18)
- 39 -- Kennesaw State (12/29/19)

Field Goals Attempted

- 87 -- Savannah State (11/13/16)
- 79 -- Oregon (3/18/12)
- 78 -- Minnesota (12/25/20)
- 77 -- Penn State (1/31/22)**
- 77 -- Nebraska (1/7/20)
- 77 -- Nebraska (1/5/17)

Field Goal Percentage (20 Made)

- .680 -- Illinois (1/20/19)
- .643 -- Maryland (2/8/15)
- .630 -- Indiana (1/29/12)
- .627 -- Michigan (2/5/15)
- .623 -- Abilene Christian (11/17/13)
- .617 -- Arkansas-Pine Bluff (12/22/13)

3-Point Field Goals Made

- 20 -- Alabama State (11/18/21) ***
- 19 -- Savannah State (12/22/18)
- 18 -- Savannah State (11/13/16)
- 17 -- North Carolina (12/8/20)
- 16 -- Nebraska (3/4/21)
- 16 -- Maryland (2/25/17)
- 16 -- TCU (3/19/17)

3-Point Field Goals Attempted

- 44 -- Alabama State (11/18/21) ***
- 43 -- Nebraska (3/4/21)
- 43 -- Savannah State (11/13/16)
- 42 -- Savannah State (12/22/18)
- 40 -- North Carolina (12/8/20)
- 36 -- Iowa State (12/7/17)

3-Point FG Percentage (10 Made)

- .714 (15-21) Illinois (1/20/19)
- .632 (12-19) Wisconsin (2/18/21)
- .619 (13-21) Northern Illinois (11/17/11)
- .615 (16-26) Maryland (2/25/17)
- .611 (11-18) Rutgers (1/31/17)

Free Throws Made

- 39 -- Indiana (2/21/17)
- 38 -- Omaha (11/10/13)
- 35 -- NC Central (11/16/21)**
- 34 -- Green Bay (11/11/18)
- 34 -- Illinois (2/28/18)
- 33 -- Illinois (1/11/18)

Free Throws Attempted

- 49 -- Omaha (11/10/13)
- 47 -- Indiana (2/21/17)
- 45 -- Green Bay (11/11/18)
- 43 -- UM Eastern Shore (11/14/13)
- 43 -- Michigan State (1/28/14)
- 41 -- NC Central (11/16/21)**
- 41 -- Illinois (2/28/18)

Free Throw Percentage (10 Made)

- 1.000 (15-15) Illinois (3/8/20)
- 1.000 (15-15) Virginia (3/27/13)
- 1.000 (13-13) Purdue (12/28/16)
- .944 (17-18) Purdue (1/27/22)**
- .933 (14-15) Iowa State (12/9/21)**
- .929 (26-28) North Florida (12/22/14)
- .926 (25-27) Penn State (2/28/15)
- .923 (12-13) Iowa State (12/12/14)

Most Rebounds

- 57 -- Western Illinois (12/3/20)
- 57 -- Md. Eastern Shore (11/14/13)
- 56 -- UNC Wilmington (11/8/13)
- 56 -- Brown (12/3/11)
- 56 -- SC State (12/19/12)
- 55 -- Minnesota (12/25/20)

Most Assists

- 34 -- Northern Illinois (12/29/17)
- 33 -- Savannah State (11/13/16)
- 32 -- Central Arkansas (12/19/11)
- 31 -- Coppin State (11/15/15)
- 30 -- Savannah State (12/22/18)

Most Steals

- 19 -- SIU Edwardsville (11/26/10)
- 16 -- UMBC (12/6/14)
- 15 -- Indiana (1/13/22)**
- 15 -- Western Michigan (11/22/21)**
- 15 -- Rutgers (1/31/17)
- 14 -- Kennesaw State (12/29/19)
- 14 -- Maryland (1/19/17)
- 14 -- Marquette (11/19/15)
- 14 -- Penn (11/22/13)
- 14 -- Idaho St (12/4/10)
- 14 -- Chicago St (11/11/11)

Most Blocked Shots

- 14 -- Drake (12/19/15) *
- 13 -- Illinois (3/5/13)
- 12 -- UNC Wilmington (11/8/13)
- 12 -- Northern Illinois (11/26/14)
- 11 -- Michigan State (12/29/15)
- 10 -- Penn State (2/15/14)
- 10 -- UT-Pan American (11/9/12)

Fewest Turnovers

- 3 -- Temple (3/18/16)
- 3 -- Drake (12/19/15)
- 4 -- Illinois (12/6/21)**
- 4 -- Virginia (11/29/21)**
- 4 -- Michigan (1/17/16)
- 4 -- Northwestern (2/15/15)

* -- denotes school record

INDIVIDUAL

Most Points:

- 44 -- Luka Garza at Michigan (12/6/19)
- 42 -- Peter Jok vs. Memphis (11/26/16)
- 41 -- Luka Garza vs. Southern (11/27/20)
- 38 -- Luka Garza at Indiana (2/13/20)
- 36 -- Luka Garza vs. Oregon (3/22/21)
- 35 -- Keegan Murray vs. Maryland (1/3/22)**
- 35 -- Keegan Murray vs. Utah State (12/18/21)**
- 35 -- Luka Garza vs. Western Illinois (12/3/20)
- 35 -- Peter Jok vs. Indiana (2/21/17)

Field Goals Made

- 17 -- Luka Garza at Michigan (12/6/19)
- 14 -- Keegan Murray vs. Maryland (1/3/22)**
- 14 -- Luka Garza vs. Oregon (3/22/21)
- 14 -- Luka Garza vs. Southern (11/27/20)
- 14 -- Luka Garza at Indiana (2/13/20)
- 13 -- Keegan Murray vs. W. Illinois (12/29/21)**
- 13 -- Keegan Murray vs. Utah State (12/18/21)**
- 13 -- Luka Garza vs. Minnesota (1/10/21)
- 13 -- Luka Garza vs. Iowa State (12/11/20)
- 13 -- Luka Garza vs. Western Illinois (12/3/20)
- 13 -- Luka Garza vs. Penn State (1/4/20)

Field Goals Attempted

- 32 -- Luka Garza at Michigan (12/6/19)
- 28 -- Luka Garza vs. Penn State (2/29/20)
- 27 -- Luka Garza at Minnesota (12/25/20)
- 24 -- Devyn Marble vs. Wisconsin (1/5/14)
- 24 -- Peter Jok vs. Nebraska (1/5/17)

3-Point FG Made

- 8 -- Jordan Bohannon vs. Nebraska (3/4/21)
- 8 -- Peter Jok vs. Memphis (11/26/16)
- 8 -- Jordan Bohannon vs. Maryland (2/25/17)
- 7 -- Jordan Bohannon vs. N. Carolina (12/8/20)
- 7 -- Jordan Bohannon vs. N'western (2/25/18)
- 7 -- Jordan Bohannon vs Notre Dame (11/29/16)
- 7 -- Jordan Bohannon vs TCU (3/19/17)
- 7 -- Devyn Marble vs Oregon (3/18/12)
- 7 -- Matt Gatens vs Wisconsin (2/23/12)
- 7 -- Matt Gatens vs Indiana (2/19/12)

3-Point Field Goals Attempted

- 16 -- Jordan Bohannon vs. N. Carolina (12/8/20)
- 15 -- Jordan Bohannon at Notre Dame (12/3/16)
- 14 -- Jordan Bohannon at Syracuse (12/3/19)
- 14 -- Jordan Bohannon vs. Savannah St. (12/22/18)
- 14 -- Jordan Bohannon vs. N'western (2/25/18)
- 12 -- Payton Sandfort vs. Alabama St (11/18/21)**
- 12 -- Jordan Bohannon vs. Nebraska (3/4/21)
- 12 -- Jordan Bohannon at Illinois (1/11/18)
- 12 -- Jordan Bohannon vs. Omaha (12/3/16)

Free Throws Made

- 22 -- Peter Jok vs. Indiana (2/21/17) *
- 14 -- Roy Devyn Marble vs. UNI (12/15/12)
- 14 -- Aaron White vs. Texas (11/20/14)
- 13 -- Tyler Cook vs. UAB (11/22/17)
- 13 -- Aaron White vs. Wisconsin (1/19/13)

Most Rebounds:

- 21 -- Keegan Murray vs. N.C. Central (11/16/21)**
- 18 -- Luka Garza vs. Wisconsin (1/27/20)
- 18 -- Luka Garza at Nebraska (1/7/20)
- 18 -- Adam Woodbury vs. Wisconsin (2/24/16)
- 17 -- Luka Garza at Minnesota (12/25/20)
- 17 -- Aaron White vs. Iowa State (12/13/13)

Most Assists

- 13 -- Jordan Bohannon vs. TCU (3/19/17)
- 12 -- Mike Gesell vs. Minnesota (2/14/16)
- 12 -- Mike Gesell vs. Coppin State (11/15/15)
- 11 -- Joe Toussaint vs. Alabama St (11/18/21)**
- 11 -- Jordan Bohannon vs. Wisconsin (1/23/18)
- 11 -- Jordan Bohannon vs. South Dakota (3/15/17)
- 11 -- Mike Gesell vs. Michigan (3/5/16)
- 11 -- Devyn Marble vs. Wisconsin (2/22/14)
- 11 -- Bryce Cartwright vs. Dayton (3/13/12)
- 10 -- Connor McCaffery at Maryland (1/7/21)
- 10 -- Jordan Bohannon vs. Minnesota (12/9/19)
- 10 -- Jordan Bohannon vs. Minnesota (1/30/18)
- 10 -- Jordan Bohannon vs. Ohio State (1/4/18)
- 10 -- Jordan Bohannon vs. Indiana (3/9/17)
- 10 -- Mike Gesell vs. Nebraska (1/5/16)
- 10 -- Mike Gesell vs. Tenn. Tech (12/22/15)

Most Steals

- 7 -- Eric May vs. SIUE (11/26/10)
- 6 -- Joe Toussaint at Maryland (1/7/21)
- 6 -- Jordan Bohannon vs. Pitt (11/27/18)
- 6 -- Roy Devyn Marble vs. Penn (11/22/13)
- 6 -- Eric May at Wake Forest (11/30/10)
- 5 -- Joe Toussaint vs. Kennesaw St (12/29/19)
- 5 -- Nicholas Baer vs. Drake (12/16/17)
- 5 -- Isaiah Moss vs. Indiana (3/9/17)
- 5 -- Jarryd Cole at Mich St (3/2/11)
- 5 -- Matt Gatens vs. Idaho St (12/4/10)
- 5 -- Aaron White vs. North Florida (12/22/14)
- 5 -- Mike Gesell at Penn State (2/28/15)

Most Blocks

- 7 -- Melsahn Basabe vs. Iowa St (12/10/10)
- 7 -- Gabriel Olaseni vs. Illinois (3/5/13)
- 6 -- Nicholas Baer at Nebraska (1/5/17)
- 6 -- Jarrod Uthoff vs. Minnesota (2/14/16)
- 6 -- Jarrod Uthoff vs. Michigan State (12/29/15)
- 6 -- Nicholas Baer vs. Drake (12/19/15)
- 6 -- Melsahn Basabe vs. Ohio St (1/4/11)



Game 5 - Iowa 109, Western Michigan 61

Official Box Score
Western Mich. vs Iowa
Game Totals -- Final Statistics
November 22, 2021 at Carver-Hawkeye Arena - Iowa City



Western Mich. 61. Table with columns: No., Player, S, Pts, FG, 3FG, FT, OR, DR, TR, PF, A, TO, Blk, Stl, Min, +/-.

Shooting By Period. FG, FG%, 3FG, 3FG%, FT, FT%. Deadball Rebounds: 0.0. Last FG: 2nd-00:18.

Iowa 109

Iowa 109. Table with columns: No., Player, S, Pts, FG, 3FG, FT, OR, DR, TR, PF, A, TO, Blk, Stl, Min, +/-.

Shooting By Period. FG, FG%, 3FG, 3FG%, FT, FT%. Deadball Rebounds: 0.0. Last FG: 2nd-01:20.

Game Notes: Officials: Rob Riley, Brooks Wells, Ed Phillips. Attendance: 10044.

Score, 1st, 2nd, TOT, Points, WMU, IJ. In the Paint, 30, 50. Off Turns, 6, 36.

Game 6 - Iowa 85, Portland State 51

Official Box Score
Portland St. vs Iowa
Game Totals -- Final Statistics
November 26, 2021 at Carver-Hawkeye Arena - Iowa City



Portland St. 51. Table with columns: No., Player, S, Pts, FG, 3FG, FT, OR, DR, TR, PF, A, TO, Blk, Stl, Min, +/-.

Shooting By Period. FG, FG%, 3FG, 3FG%, FT, FT%. Deadball Rebounds: 1.0. Last FG: 2nd-02:22.

Iowa 85

Iowa 85. Table with columns: No., Player, S, Pts, FG, 3FG, FT, OR, DR, TR, PF, A, TO, Blk, Stl, Min, +/-.

Shooting By Period. FG, FG%, 3FG, 3FG%, FT, FT%. Deadball Rebounds: 2.0. Last FG: 2nd-01:26.

Game Notes: Officials: Donnie Eppley, John Floyd, King Whetstone. Attendance: 11756.

Score, 1st, 2nd, TOT, Points, PSU, IJ. In the Paint, 22, 46. Off Turns, 17, 23.

Game 7 - Iowa 75, Virginia 74

Official Box Score
Iowa vs Virginia
Game Totals -- Final Statistics
November 29, 2021 at John Paul Jones Arena - Charlottesville



Iowa 75. Table with columns: No., Player, S, Pts, FG, 3FG, FT, OR, DR, TR, PF, A, TO, Blk, Stl, Min, +/-.

Shooting By Period. FG, FG%, 3FG, 3FG%, FT, FT%. Deadball Rebounds: 2.0. Last FG: 2nd-00:08.

Virginia 74

Virginia 74. Table with columns: No., Player, S, Pts, FG, 3FG, FT, OR, DR, TR, PF, A, TO, Blk, Stl, Min, +/-.

Shooting By Period. FG, FG%, 3FG, 3FG%, FT, FT%. Deadball Rebounds: 1.0. Last FG: 2nd-00:45.

Game Notes: Officials: Ron Groover, Bert Smith, Clarence Armstrong. Attendance: 13542.

Score, 1st, 2nd, TOT, Points, IWA, UVA. In the Paint, 30, 38. Off Turns, 13, 12.

Game 8 - #2 Purdue 77, Iowa 70

Official Box Score
Iowa vs Purdue
Game Totals at 04:11 (2nd Period)
December 03, 2021 at Mackey Arena (Keady Court) - West Lafayette



Iowa 70. Table with columns: No., Player, S, Pts, FG, 3FG, FT, OR, DR, TR, PF, A, TO, Blk, Stl, Min, +/-.

Shooting By Period. FG, FG%, 3FG, 3FG%, FT, FT%. Deadball Rebounds: 2.1. Last FG: 2nd-04:22.

Purdue 77

Purdue 77. Table with columns: No., Player, S, Pts, FG, 3FG, FT, OR, DR, TR, PF, A, TO, Blk, Stl, Min, +/-.

Shooting By Period. FG, FG%, 3FG, 3FG%, FT, FT%. Deadball Rebounds: 4.0. Last FG: 2nd-06:20.

Game Notes: Officials: Larry Scrotto, Kelly Pfeifer, Rob Riley. Attendance: Not Counted Yet.

Score, 1st, 2nd, TOT, Points, IOW, PUR. In the Paint, 28, 24. Off Turns, 13, 8.

Game 9 - Illinois vs Iowa 83

Official Box Score
Illinois vs Iowa
Game Totals -- Final Statistics
December 06, 2021 at Carver-Hawkeye Arena - Iowa City, IA



Table with columns: No., Player, S, Pts, FG, 3FG, FT, OR, DR, TR, PF, A, TO, Blk, Stl, Min, +/-

Shooting By Period table with columns: Period, FG, FG%, 3FG, 3FG%, FT, FT%, Deadball Rebounds: 4.0

Table with columns: No., Player, S, Pts, FG, 3FG, FT, OR, DR, TR, PF, A, TO, Blk, Stl, Min, +/-

Shooting By Period table with columns: Period, FG, FG%, 3FG, 3FG%, FT, FT%, Deadball Rebounds: 2.0

Score and game statistics table with columns: Score, 1st, 2nd, TOT, Points, ILL, UI

Game 11 - Iowa 94, Utah State 75

Official Box Score
Utah State vs Iowa
Game Totals -- Final Statistics
December 19, 2021 at Sanford Pentagon



Table with columns: No., Player, S, Pts, FG, 3FG, FT, OR, DR, TR, PF, A, TO, Blk, Stl, Min, +/-

Shooting By Period table with columns: Period, FG, FG%, 3FG, 3FG%, FT, FT%, Last FG: 2nd-01:24

Table with columns: No., Player, S, Pts, FG, 3FG, FT, OR, DR, TR, PF, A, TO, Blk, Stl, Min, +/-

Shooting By Period table with columns: Period, FG, FG%, 3FG, 3FG%, FT, FT%, Last FG: 2nd-00:57

Score and game statistics table with columns: Score, 1st, 2nd, TOT, Points, USU, UI

Game 10 - #17 Iowa State 73, Iowa 53

Official Box Score
Iowa vs #17 Iowa State
Game Totals -- Final Statistics
December 09, 2021 at James H. Hilton Coliseum - Ames, Iowa

Table with columns: No., Player, S, Pts, FG, 3FG, FT, OR, DR, TR, PF, A, TO, Blk, Stl, Min, +/-

Shooting By Period table with columns: Period, FG, FG%, 3FG, 3FG%, FT, FT%, Deadball Rebounds: 1.0

Table with columns: No., Player, S, Pts, FG, 3FG, FT, OR, DR, TR, PF, A, TO, Blk, Stl, Min, +/-

Shooting By Period table with columns: Period, FG, FG%, 3FG, 3FG%, FT, FT%, Deadball Rebounds: 3.2

Score and game statistics table with columns: Score, 1st, 2nd, TOT, Points, IOW, ISU

Game 12 - Iowa 93, Southeastern Louisiana 62

Official Box Score
Southeastern La. vs Iowa
Game Totals -- Final Statistics
December 21, 2021 at Carver-Hawkeye Arena - Iowa City



Table with columns: No., Player, S, Pts, FG, 3FG, FT, OR, DR, TR, PF, A, TO, Blk, Stl, Min, +/-

Shooting By Period table with columns: Period, FG, FG%, 3FG, 3FG%, FT, FT%, Deadball Rebounds: 4.0

Table with columns: No., Player, S, Pts, FG, 3FG, FT, OR, DR, TR, PF, A, TO, Blk, Stl, Min, +/-

Shooting By Period table with columns: Period, FG, FG%, 3FG, 3FG%, FT, FT%, Deadball Rebounds: 2.0

Score and game statistics table with columns: Score, 1st, 2nd, TOT, Points, SEL, UI



2021-22 Iowa Men's Basketball Combined Team Statistics All games

Game Records

Record	Overall	Home	Away	Neutral
ALL GAMES	15-7	12-2	2-5	1-0
CONFERENCE	5-6	4-2	1-4	0-0
NON-CONFERENCE	10-1	8-0	1-1	1-0

Score by Periods

Team	1st	2nd	OT	TOT
Iowa	875	914	20	1809
Opponents	751	775	24	1550

Team Box Score

No.	Player				Total		3-Point		F-Throw		Rebounds							PTS	AVG			
		GP-GS	MIN	AVG	FG-FGA	FG%	3FG-3FGA	3FG%	FT-FTA	FT%	OFF	DEF	TOT	AVG	Pf	DQ	A			TO	BLK	STL
15	MURRAY, Keegan	21-21	644:40	30.7	176-321	.548	34-98	.347	84-111	.757	61	120	181	8.6	38	0	25	24	43	29	470	22.4
22	MCCAFFERY, Patrick	20-20	513:38	25.7	83-193	.430	23-66	.348	40-53	.755	16	58	74	3.7	14	0	33	11	9	15	229	11.5
24	MURRAY, Kris	21-1	374:28	17.8	77-161	.478	27-67	.403	31-47	.660	40	52	92	4.4	48	1	25	16	23	17	212	10.1
3	BOHANNON, Jordan	22-22	576:44	26.2	62-175	.354	47-136	.346	45-51	.882	2	23	25	1.1	32	0	33	13	0	14	216	9.8
11	PERKINS, Tony	22-1	362:09	16.5	51-124	.411	8-32	.250	32-35	.914	14	25	39	1.8	38	0	24	21	2	20	142	6.5
0	REBRACA, Filip	22-22	478:16	21.7	58-99	.586	1-5	.200	20-37	.541	38	90	128	5.8	49	1	12	17	14	9	137	6.2
2	TOUSSAINT, Joe	22-21	424:13	19.3	43-95	.453	7-20	.350	19-23	.826	12	33	45	2.0	34	0	81	34	0	36	112	5.1
20	SANDFORT, Payton	21-0	211:05	10.1	35-90	.389	21-61	.344	11-12	.917	12	16	28	1.3	17	0	16	7	4	4	102	4.9
4	ULIS, Ahron	22-0	360:24	16.4	26-76	.342	4-10	.400	31-38	.816	15	36	51	2.3	32	0	59	23	0	15	87	4.0
13	ASH, Austin	12-0	51:42	4.3	11-26	.423	3-16	.188	6-8	.750	3	2	5	0.4	4	0	6	4	0	0	31	2.6
30	MCCAFFERY, Connor	20-2	313:23	15.7	9-36	.250	8-32	.250	8-12	.667	11	41	52	2.6	30	1	35	7	0	14	34	1.7
23	OGUNDELE, Josh	12-0	58:16	4.9	7-13	.538	0-0	.000	3-7	.429	4	11	15	1.3	12	0	0	4	5	2	17	1.4
44	MULVEY, Riley	11-0	58:44	5.3	5-8	.625	0-0	.000	4-4	1.000	4	11	15	1.4	10	0	2	4	2	0	14	1.3
25	LAKETA, Luc	7-0	22:18	3.2	2-4	.500	2-3	.667	0-0	.000	1	0	1	0.1	0	0	1	1	0	1	6	0.9
Team											25	37	62					7				
Total		22	4450		645-1421	.454	185-546	.339	334-438	.763	258	555	813	37.0	358	3	352	193	102	176	1809	82.2
Opponents		22	4450		567-1315	.431	163-498	.327	253-363	.697	244	570	814	37.0	405	6	302	324	50	113	1550	70.5

Team Statistics

	IOWA	OPP
Scoring	1809	1550
Points per game	82.2	70.5
Scoring margin	+11.8	-
Field goals-att	645-1421	567-1315
Field goal pct	.454	.431
3 point fg-att	185-546	163-498
3-point FG pct	.339	.327
3-pt FG made per game	8.4	7.4
Free throws-att	334-438	253-363
Free throw pct	.763	.697
F-Throws made per game	15.2	11.5
Rebounds	813	814
Rebounds per game	37.0	37.0
Rebounding margin	0.0	-
Assists	352	302
Assists per game	16.0	13.7
Turnovers	193	324
Turnovers per game	8.8	14.7
Turnover margin	+6.0	-
Assist/turnover ratio	1.8	0.9
Steals	176	113
Steals per game	8.0	5.1
Blocks	102	50
Blocks per game	4.6	2.3
Winning streak	1	-
Home win streak	1	-
Attendance	163210	84727
Home games-Avg/Game	14-11658	7-12104
Neutral site-Avg/Game	-	1-3250

Team Results

Date	Opponent		Score	Att.
11/09/2021	Longwood	W	106-73	9259
11/12/2021	Kansas City	W	89-57	11133
11/16/2021	N.C. Central	W	86-69	9132
11/18/2021	Alabama St.	W	108-82	9957
11/22/2021	Western Mich.	W	109-61	10044
11/26/2021	Portland St.	W	85-51	11756
11/29/2021	at Virginia	W	75-74	13542
12/03/2021	at Purdue	L	70-77	14804
12/06/2021	Illinois	L	83-87	12072
12/09/2021	at Iowa St.	L	53-73	14267
12/18/2021	vs Utah St.	W	94-75	3250
12/21/2021	Southeastern La.	W	93-62	10891
12/29/2021	Western Ill.	W	92-71	15056
01/03/2022	Maryland	W	80-75	10327
01/06/2022	at Wisconsin	L	78-87	15212
01/13/2022	Indiana	W	83-74	11246
01/16/2022	at Minnesota	W	81-71	10925
01/19/2022	at Rutgers	L	46-48	8000
01/22/2022	Penn St.	W	68-51	15056
01/27/2022	Purdue	L	73-83	12723
01/31/2022	at Penn St.	Lot2	86-90	7977
02/06/2022	Minnesota	W	71-59	14558



2021-22 Iowa Men's Basketball Combined Team Statistics In Conference games

Game Records

Record	Overall	Home	Away	Neutral
ALL GAMES	5-6	4-2	1-4	0-0
CONFERENCE	5-6	4-2	1-4	0-0
NON-CONFERENCE	0-0	0-0	0-0	0-0

Score by Periods

Team	1st	2nd	OT	TOT
Iowa	372	427	20	819
Opponents	405	373	24	802

Team Box Score


No.	Player				Total		3-Point		F-Throw		Rebounds											
		GP-GS	MIN	AVG	FG-FGA	FG%	3FG-3FGA	3FG%	FT-FTA	FT%	OFF	DEF	TOT	AVG	PF	DQ	A	TO	BLK	STL	PTS	AVG
15	MURRAY, Keegan	10-10	335:15	33.5	75-151	.497	19-49	.388	36-55	.655	26	59	85	8.5	21	0	8	12	21	13	205	20.5
22	MCCAFFERY, Patrick	11-11	305:41	27.8	47-114	.412	15-40	.375	17-28	.607	13	33	46	4.2	12	0	15	2	5	8	126	11.5
24	MURRAY, Kris	11-1	209:06	19.0	40-89	.449	13-40	.325	21-29	.724	16	25	41	3.7	30	1	15	10	12	9	114	10.4
3	BOHANNON, Jordan	11-11	314:37	28.6	22-82	.268	16-62	.258	22-27	.815	1	12	13	1.2	17	0	16	8	0	7	82	7.5
0	REBRACA, Filip	11-11	256:36	23.3	32-55	.582	0-3	.000	6-11	.545	20	38	58	5.3	30	1	6	5	6	7	70	6.4
11	PERKINS, Tony	11-1	169:04	15.4	24-59	.407	3-14	.214	10-11	.909	7	9	16	1.5	20	0	9	12	0	7	61	5.5
2	TOUSSAINT, Joe	11-10	228:18	20.8	22-55	.400	4-14	.286	9-12	.750	6	18	24	2.2	18	0	43	19	0	21	57	5.2
4	ULIS, Ahron	11-0	179:08	16.3	13-43	.302	3-5	.600	17-21	.810	11	15	26	2.4	16	0	24	8	0	6	46	4.2
23	OGUNDELE, Josh	5-0	34:30	6.9	5-9	.556	0-0	.000	2-4	.500	2	5	7	1.4	9	0	0	1	3	0	12	2.4
30	MCCAFFERY, Connor	9-0	140:15	15.6	6-25	.240	6-23	.261	3-4	.750	3	15	18	2.0	19	1	10	3	0	10	21	2.3
20	SANDFORT, Payton	10-0	66:28	6.6	8-21	.381	4-13	.308	1-2	.500	3	5	8	0.8	6	0	7	3	2	1	21	2.1
13	ASH, Austin	3-0	01:05	0.4	1-1	1.000	0-0	.000	0-0	.000	0	0	0	0.0	0	0	0	0	0	0	2	0.7
44	MULVEY, Riley	3-0	09:56	3.3	1-1	1.000	0-0	.000	0-0	.000	0	2	2	0.7	5	0	0	2	0	0	2	0.7
Team											12	19	31					6				
Total		11	2250		296-705	.420	83-263	.316	144-204	.706	120	255	375	34.1	203	3	153	91	49	89	819	74.5
Opponents		11	2250		283-637	.444	83-234	.355	153-221	.692	131	318	449	40.8	198	3	150	160	30	58	802	72.9

Team Statistics

	IOWA	OPP
Scoring	819	802
Points per game	74.5	72.9
Scoring margin	+1.5	-
Field goals-att	296-705	283-637
Field goal pct	.420	.444
3 point fg-att	83-263	83-234
3-point FG pct	.316	.355
3-pt FG made per game	7.5	7.5
Free throws-att	144-204	153-221
Free throw pct	.706	.692
F-Throws made per game	13.1	13.9
Rebounds	375	449
Rebounds per game	34.1	40.8
Rebounding margin	-6.7	-
Assists	153	150
Assists per game	13.9	13.6
Turnovers	91	160
Turnovers per game	8.3	14.5
Turnover margin	+6.3	-
Assist/turnover ratio	1.7	0.9
Steals	89	58
Steals per game	8.1	5.3
Blocks	49	30
Blocks per game	4.5	2.7
Winning streak	1	-
Home win streak	1	-
Attendance	75982	56918
Home games-Avg/Game	6-12664	5-11384
Neutral site-Avg/Game	-	0-0

Team Results

Date	Opponent		Score	Att.
12/03/2021	at Purdue	L	70-77	14804
12/06/2021	Illinois	L	83-87	12072
01/03/2022	Maryland	W	80-75	10327
01/06/2022	at Wisconsin	L	78-87	15212
01/13/2022	Indiana	W	83-74	11246
01/16/2022	at Minnesota	W	81-71	10925
01/19/2022	at Rutgers	L	46-48	8000
01/22/2022	Penn St.	W	68-51	15056
01/27/2022	Purdue	L	73-83	12723
01/31/2022	at Penn St.	Lot2	86-90	7977
02/06/2022	Minnesota	W	71-59	14558



0

Filip Rebraca • F

	MIN	PTS	REB	BLK	AST	FG%	FT%
SEASON	21.7	6.2	5.8	0.6	0.5	.586	.541
BIG TEN	23.3	6.4	5.3	0.6	0.6	.582	.545
CAREER	27.3	11.6	7.2	0.8	1.0	.545	.619

6-9 • 230 • Sr. • Somber, Serbia

- 5.8 rebounding average ranks second on team
- 11 points and 3 rebounds at Penn State (1/31/22)
- Transfer from University of North Dakota
- Reached double figures 27 times last season
- Named 2021 All-Summit League Honorable Mention



2

Joe Toussaint • G

	MIN	PTS	REB	AST	STL	FG%	FT%
SEASON	19.3	5.1	2.0	3.7	1.6	.453	.826
BIG TEN	20.8	5.2	2.2	3.9	1.9	.400	.750
CAREER	15.8	5.1	1.7	2.9	1.4	.409	.759

6-0 • 190 • Jr. • Bronx, N.Y.

- 10 points including game-winner with 8 seconds remaining at Virginia; season-high 5 rbs at Penn State (1/31/22)
- Leads Iowa in assists (3.7) and steals (1.6) per game; scoring up from 3.7 ppg last season
- Scored in double figures 12 times as a Hawkeye



3

Jordan Bohannon • G

	MIN	PTS	REB	AST	STL	FG%	FT%
SEASON	26.2	9.8	1.1	1.5	0.6	.354	.882
BIG TEN	28.6	7.5	1.2	1.5	0.6	.268	.815
CAREER	29.5	11.2	1.2	4.1	0.7	.385	.886

6-1 • 175 • Sixth Year Sr. • Marion, Iowa

- Has played an NCAA record 165 career games
- Tied for 15th in NCAA history with 411 career 3-pt FGs
- Broke Jon Diebler's all-time B1G 3-point record on Nov. 18
- School record holder in career 3-pointers made (411), games played (165), assists (672), and FT% (.886, 335-378)



4

Ahron Ulis • G

	MIN	PTS	REB	AST	STL	FG%	FT%
SEASON	16.4	4.0	2.3	2.2	0.7	.342	.816
BIG TEN	16.3	4.2	2.4	2.2	0.6	.302	.810
CAREER	12.3	2.9	1.7	2.0	0.4	.341	.845

6-3 • 195 • So. • Chicago Heights, Ill.

- 9 points, 5 rebounds, 2 assists, 2 steals vs. Minnesota on Sunday. Career-high 5 rebounds in each of the last 2 games
- Leads team in assist-to-turnover ratio (2.6) and is second in assists per game (2.7) behind Toussaint
- 31-38 (.816) on free throw attempts this season



11

Tony Perkins • G

	MIN	PTS	REB	AST	STL	FG%	FT%
SEASON	16.5	6.5	1.8	1.1	0.9	.411	.914
BIG TEN	15.4	5.5	1.5	0.8	0.6	.407	.909
CAREER	11.1	3.9	1.5	0.9	0.5	.420	.780

6-4 • 205 • So. • Indianapolis, Ind.

- Scored double-figures 5x this season; 14 points at Purdue (12/3/21) and 16 points vs. Illinois (12/6/21)
- 32-of-35 (.914) from the free throw line this season
- Averaging 6.5 ppg, up 4.9 points from 1.6 ppg as a freshman
- Saw action in 24 games as a freshman last season




15

Keegan Murray • F

	MIN	PTS	REB	AST	BLK	FG%	FT%
SEASON	30.7	22.4	8.6	1.2	2.0	.548	.757
BIG TEN	33.5	20.5	8.5	0.8	2.1	.497	.655
CAREER	23.1	13.3	6.5	0.8	1.6	.534	.756

6-8 • 225 • So. • Cedar Rapids, Iowa

- 3x Big Ten Player of the Week (Nov. 22; Dec. 20; Jan. 3)
- 4th in NCAA in scoring (22.4); Wooden Award and Lute Olson Award Late-Season List; *Sporting News* Midseason All-American
- Leads Iowa in scoring (22.4), rebounding (8.6), and blocks (2.0); scored 20 points 14X and recorded 6 double-doubles



20

Payton Sandfort • G

	MIN	PTS	REB	AST	STL	FG%	FT%
SEASON	10.1	4.9	1.3	0.8	0.2	.389	.917
BIG TEN	6.6	2.1	0.8	0.7	0.1	.381	.500
CAREER	10.1	4.9	1.3	0.8	0.2	.389	.917

6-7 • 215 • Fr. • Waukee, Iowa

- Scored double figures four times this season
- 21 points and five 3-pointers vs. Alabama State (Nov. 18)
- 19 points and five 3-pointers vs. Western Michigan (Nov. 22)
- Fifth on the team in 3-pointers made (21) on 61 attempts (.344); shooting 11-of-12 (.917) on free throws



22

Patrick McCaffery • F

	MIN	PTS	REB	AST	STL	FG%	FT%
SEASON	25.7	11.5	3.7	1.7	0.8	.430	.755
BIG TEN	27.8	11.5	4.2	1.3	0.7	.412	.607
CAREER	18.8	7.5	3.1	1.2	0.5	.429	.734

6-9 • 200 • RS So. • Iowa City, Iowa

- 18 pts, 7 rbs, 1 stl vs. Minnesota on Sunday; last-second block sealed the Iowa victory at Virginia
- Scored double figures 16 times this season, including last six contests
- 11.5 ppg ranks second on team behind Keegan Murray



23

Josh Ogundele • C

	MIN	PTS	REB	AST	BLK	FG%	FT%
SEASON	4.9	1.4	1.3	0.0	0.5	.538	.429
BIG TEN	6.9	2.4	1.4	0.0	0.6	.556	.500
CAREER	3.7	1.2	1.2	0.0	0.3	.526	.364

6-11 • 265 • So. • Worcester, Mass.

- Personal-best 7 points and 5 rebounds at Purdue (12/3/21)
- Has seen action in 12 games this season
- Second London native to be recruited by Fran McCaffery (Gabe Olaseni, 2012-15); moved to U.S. at 16 years old
- Played a season-high 16 minutes at Purdue




24

Kris Murray • F

	MIN	PTS	REB	BLK	AST	FG%	FT%
SEASON	17.8	10.1	4.4	1.0	0.8	.478	.660
BIG TEN	19.0	10.4	3.7	0.8	1.4	.449	.769
CAREER	12.2	6.5	2.9	0.7	0.7	.460	.673

6-8 • 225 • So. • Cedar Rapids, Iowa

- Game-best 23 points versus #6 Purdue (1/27/22)
- Dominant 29 pts, 11 rbs, 3 stls, and 3 blks vs. Indiana
- .403 (27-of-67) 3-pt FG%; has scored in double figures 9x
- Named after dad's former teammate Chris Street, who died in an auto accident midway through his junior season (1993)



30

Connor McCaffery • G/F

	MIN	PTS	REB	AST	STL	FG%	FT%
SEASON	15.7	1.7	2.6	1.8	0.7	.250	.667
BIG TEN	15.6	2.3	2.0	1.1	1.1	.240	.750
CAREER	22.0	4.0	2.7	3.2	0.8	.337	.733

6-5 • 220 • RS Sr. • Iowa City, Iowa

- Season-high 12 points vs. PSU (1/31/22); left game in second half with injury and also missed last game vs. Minnesota
- 5.0 assist-to-turnover ratio (35 assists; 7 turns) this year; fourth in the nation in assist-to-turnover ratio (3.73) in 2021
- 112 assists in 2021; 11th most by a JR in program history



44

Riley Mulvey • C

	MIN	PTS	REB	AST	BLK	FG%	FT%
SEASON	5.3	1.3	1.4	0.2	0.2	.625	1.000
BIG TEN	3.3	0.7	0.7	0.0	0.0	1.000	---
CAREER	5.3	1.3	1.4	0.2	0.2	.625	1.000

6-11 • 245 • Fr. • Rotterdam, New York

- Netted a personal-best 8 points vs. Western Michigan
- 2 points and one rebound in 5 minutes of action at Wisconsin
- Second-ranked 2022 junior in Connecticut before reclassifying and ranked as the No. 5 player in 2021