



# IOWA HAWKEYES

## 17-7 Overall, 7-6 Big Ten

3 FINAL FOURS | 8 BIG TEN CHAMPIONSHIPS | 2 BIG TEN TOURNAMENT TITLES | 27 NCAA TOURNAMENTS

### MICHIGAN (13-10, 7-6) at IOWA (17-7, 7-6)

Feb. 17, 2022 // Iowa City, Iowa // Carver-Hawkeye Arena // 6:01 p.m. CT

#### IOWA HAWKEYES (Previous Game Starters)

Pos.	No.	Name	Ht.	Wt.	Yr.	Hometown	Statistical Summary
G	11	Tony Perkins	6-4	205	So.	Indianapolis, Ind.	6.3 ppg, 1.8 rpg, 1.1 apg
G	3	Jordan Bohannon	6-1	175	RS-Sr.	Marion, Iowa	10.7 ppg, 1.3 rpg, 1.7 apg
F	22	Patrick McCaffery	6-9	200	RS-So.	Iowa City, Iowa	11.1 ppg, 3.7 rpg, 1.8 apg
F	15	Keegan Murray	6-8	225	So.	Cedar Rapids, Iowa	23.3 ppg, 8.4 rpg, 2.0 bpg
F	0	Filip Rebraca	6-9	230	Sr.	Sombor, Serbia	6.1 ppg, 5.9 rpg, 0.6 bpg

Head Coach: Fran McCaffery (Penn, 1979); 12th Season at Iowa (233-159); 24th Season Overall (484-336)

### GAME #25 STORYLINES

- Iowa is one victory from notching its 500th win inside Carver-Hawkeye Arena, which opened in January, 1983. Iowa holds a 499-150 (.769) home record the past 39 years.
- The Hawkeyes boast a 13-2 record in home games this season. Iowa has won 14 home contests each of the last three years. The Hawkeyes have averaged just over 13 home victories inside Carver-Hawkeye Arena since Fran McCaffery's arrival in Iowa City in 2011.
- Keegan Murray earned Naismith Trophy National Player of the Week and Big Ten Co-Player of the Week honors after averaging 33.5 points, 6.5 rebounds, two blocks, and 1.5 steals in a pair of wins last week over Maryland and Nebraska. Murray is the first Hawkeye to score 30+ points in back-to-back Big Ten games since Matt Gatens 10 years ago in 2012 (30 vs. Indiana and 33 vs. Wisconsin).
- Keegan Murray, who scored a combined 67 points in two games last week, is the only player nationally to average 23+ points, 8+ rebounds, and 2+ blocks this season.
- Jordan Bohannon (30) and Keegan Murray (30) became the first Hawkeye duo to score 30+ points in the same game (at Maryland) since Bruce King (36) and Scott Thompson (30) at Michigan on Jan. 31, 1976.
- The Hawkeyes are tops in the country in assist-to-turnover ratio (1.86); second in fewest turnovers per game (8.8); and fourth in turnover margin (5.8).
- Iowa ranks No. 19 in the NCAA NET, while Michigan is ranked No. 36. The Hawkeyes have five Quad 2 victories on their resume. Four of Iowa's seven losses have come to teams ranked in the AP Top 25 this week, with another coming on in double overtime.
- Keegan Murray is fourth in the country in points per game (23.3); 23rd in field goal percentage (.570); 43rd in blocks per contest (2.04); and 67th in double-doubles (6). Murray is a four-time Big Ten Player of the Week honoree and selected to the Wooden Award Late-Season Top 20 List, Naismith Trophy Midseason Team, Lute Olson National Player of the Year Watch List, and Karl Malone Power Forward of the Year Semifinalist.
- Iowa is second in the Big Ten and fourth nationally in scoring offense (84.0). The Hawkeyes have ranked first in the Big Ten in scoring offense the last three seasons. The Hawkeyes have led the conference in scoring four of the last eight seasons.
- Jordan Bohannon is Iowa's career leader in assists (677), free throw percentage (.886) and 3-pointers (421). He is the NCAA all-time leader in games played (166).
- Jordan Bohannon (115) and Connor McCaffery (96) rank second and fifth, respectively, in most career wins among active Big Ten players.
- Fran McCaffery has coached a first-team All-Big Ten honoree six of the last eight years. He has guided Iowa to 20+ wins seven of the last nine seasons and Big Ten upper division finishes eight of the last nine years. Iowa, Michigan State, and Wisconsin have each recorded a Big Ten-best eight first division finishes since 2013.

### MULTIMEDIA GAME INFORMATION

#### TELEVISION

- ESPN
- WATCHESPN APP
  - Brian Custer (PxP)
  - Jon Crispin (analyst)

#### RADIO

- Hawkeye Radio Network
- XM 381 | SXM App 971
  - Gary Dolphin (PxP)
  - Bob Hansen (analyst)

#### LIVE STATISTICS

- StatBroadcast
  - hawkeyesports.com

### 2021-22 SCHEDULE/RESULTS

Date	Opponent (TV)	Time
Nov. 9	Longwood	W, 106-73
Nov. 12	Kansas City	W, 89-57
Nov. 16	N.C. Central	W, 86-69
Nov. 18	Alabama State	W, 108-82
Nov. 22	Western Michigan	W, 109-61
Nov. 26	Portland State	W, 85-51
Nov. 29	at Virginia %	W, 75-74
Dec. 3	at #2 Purdue	L, 70-77
Dec. 6	Illinois	L, 83-87
Dec. 9	at #17 Iowa State +	L, 53-73
Dec. 18	vs. Utah State ^	W, 94-75
Dec. 21	Southeastern Louisiana	W, 93-62
Dec. 29	Western Illinois	W, 92-71
Jan. 3	Maryland	W, 80-75
Jan. 6	at #23 Wisconsin	L, 78-87
Jan. 13	Indiana	W, 83-74
Jan. 16	at Minnesota	W, 81-71
Jan. 19	at Rutgers	L, 46-48
Jan. 22	Penn State	W, 68-51
Jan. 27	#6 Purdue	L, 73-83
Jan. 31	at Penn State	L, 86-90 (2 OT)
Feb. 6	Minnesota	W, 71-57
Feb. 10	at Maryland	W, 110-87
Feb. 13	Nebraska	W, 98-75
Feb. 17	Michigan (ESPN)	6:01 p.m.
Feb. 19	at #18 Ohio State (FOX)	1:30 p.m.
Feb. 22	Michigan State (ESPN/2)	6:01 p.m.
Feb. 25	at Nebraska (FS1)	8:07 p.m.
Feb. 28	Northwestern (B1G Network)	8:07 p.m.
March 3	at Michigan (FS1)	8:07 p.m.
March 6	at Illinois (FS1)	6:37 p.m.
March 9-13	at Big Ten Tournament *	

all times listed are central

- ^ -- played at Sioux Falls, South Dakota
- % -- Big Ten/ACC Men's Basketball Challenge
- + -- Iowa Corn Cy-Hawk Series
- \* -- Big Ten Tournament - Indianapolis

### PRONUNCIATION GUIDE

Luc Laketa	LUKE Luh-KET-uh
Josh Ogundele	Oh-GOON-duh-lay
Filip Rebraca	Reh-BRAH-chuh
Kirk Speraw	SPEAR-awe
Joe Toussaint	two-SAHNT
Ahron Ulis	YOU-liss

### UI IN THE RANKINGS

NCAA NET	19
KenPom	17
Sagarin	19
BPI	18



## INSIDE THE NUMBERS

	IOWA	MICH
Scoring Average	84.0	72.1
Scoring Defense	71.3	67.8
Scoring Margin	+12.7	+4.3
FG%	.463	.470
FG% Defense	.433	.435
FT%	.758	.720
3-PT FG%	.352	.350
3-PT FG% Defense	.335	.310
Rebound Margin	+0.6	+6.2
Assists Per Game	16.4	14.3
Turnovers Per Game	8.8	11.7
Steals Per Game	8.1	4.4
Blocks Per Game	4.5	2.8

## MISCELLANEOUS STATS

### Double-Figure Scoring Games...

Player	16-18	18-19	19-20	20-21	21-22	Career
Jordan Bohannon	39	20	4	15	13	91
Filip Rebraca	---	9	26	25	3	63
Keegan Murray	---	---	---	8	22	30
Patrick McCaffery	---	---	---	6	16	22
Joe Toussaint	---	---	---	8	2	12
Connor McCaffery	---	3	6	2	1	12
Kris Murray	---	---	---	---	11	11
Tony Perkins	---	---	---	---	5	5
Payton Sandfort	---	---	---	---	5	5
Ahron Ulis	---	---	---	---	2	2

### 20-Point Scoring Games...

Player	16-18	18-19	19-20	20-21	21-22	Career
Jordan Bohannon	13	3	1	4	2	23
Keegan Murray	---	---	---	---	16	16
Kris Murray	---	---	---	---	2	2
Payton Sandfort	---	---	---	---	1	1

### Double-Figure Rebounding Games...

Player	16-18	18-19	19-20	20-21	21-22	Career
Filip Rebraca	---	3	14	5	3	25
Keegan Murray	---	---	---	1	6	7
Connor McCaffery	---	---	1	---	---	1
Kris Murray	---	---	---	---	1	1

### Double-Doubles...

Player	16-18	18-19	19-20	20-21	21-22	Career
Filip Rebraca	---	1	12	5	1	19
Jordan Bohannon	6	---	---	1	---	7
Keegan Murray	---	---	---	---	6	6
Joe Toussaint	---	---	---	---	1	1
Kris Murray	---	---	---	---	1	1

### 4+ Three-Pointer Games...

Player	16-18	18-19	19-20	20-21	21-22	Career
Jordan Bohannon	22	7	2	7	5	43
Payton Sandfort	---	---	---	---	2	2
Connor McCaffery	---	---	---	1	1	2
Keegan Murray	---	---	---	---	1	1

### 5+ Assists Games...

Player	16-18	18-19	19-20	20-21	21-22	Career
Jordan Bohannon	42	11	1	15	1	70
Connor McCaffery	---	9	8	10	1	28
Joe Toussaint	---	---	4	3	7	14
Ahron Ulis	---	---	---	---	5	5

### 3+ Steals Games...

Player	16-18	18-19	19-20	20-21	21-22	Career
Joe Toussaint	---	---	1	3	8	12
Connor McCaffery	---	1	5	1	2	9
Keegan Murray	---	---	---	2	6	8
Jordan Bohannon	3	1	---	---	2	6
Tony Perkins	---	---	---	---	2	2
Ahron Ulis	---	---	---	---	1	1
Patrick McCaffery	---	---	---	---	1	1
Kris Murray	---	---	---	---	1	1

### 3+ Blocks Games...

Player	16-18	18-19	19-20	20-21	21-22	Career
Keegan Murray	---	---	---	6	6	12

## UI CAREER BIG COACHING WINS

1.	125	Tom Davis	1986-99
2.	110	Fran McCaffery	2010-

## UI CAREER COACHING WINS

1.	269	Tom Davis	1986-99
2.	233	Fran McCaffery	2010-

## UI ATHLETIC COMMUNICATIONS

S300 Carver-Hawkeye Arena, Iowa City, IA 52242  
[hawkeyesports.com](http://hawkeyesports.com) • [hawkeyebasketball.com](http://hawkeyebasketball.com)

### MBB CONTACT: MATTHEW WEITZEL

office: 319-335-6590 • cell: 319-430-8176  
 email: [matthew-weitzel@hawkeyesports.com](mailto:matthew-weitzel@hawkeyesports.com)  
 Twitter: @BigWeitz

## MARGIN OF VICTORY/DEFEAT

Points	1	2	3	4	5	6	7	8	9	10+	15+	20+
Wins	1	0	0	0	1	0	0	0	1	2	3	9
Losses	0	1	0	2	0	0	1	0	1	1	0	1

## THE SETTING

Iowa (17-7, 7-6) remains home on Thursday, hosting Michigan (13-10, 7-6). Tipoff is scheduled for 6:01 p.m. (CT) on Mediacom Court at Carver-Hawkeye Arena (15,056) in Iowa City, Iowa. Tickets are available for purchase at [hawkeyesports.com/tickets](http://hawkeyesports.com/tickets).

## ON THE AIR

**Radio:** Iowa games are broadcast on the Hawkeye Radio Network. Gary Dolphin handles the play-by-play, along with color commentator Bob Hansen. The network includes more than 40 stations that blanket the state of Iowa and include portions of Illinois, Nebraska, Minnesota, Missouri, and Wisconsin. The Hawkeye Radio Network coverage includes a 60-minute pregame show.

**TV:** Thursday's game will be televised on ESPN. Brian Custer and Jon Crispin will call the action.

## HAWKEYES CRUISE TO VICTORY OVER NEBRASKA

Iowa led by as many as 36 points in a 98-75 triumph over Nebraska on Sunday in Iowa City.

- Sunday's victory was Iowa's third straight over Nebraska in the series and ninth consecutive over the Huskers inside Carver-Hawkeye Arena.
- Iowa's 98 points are the second most by either team in the 36-game series history (102 by Iowa in 2021).
- The Hawkeyes have scored 90+ points against the Huskers in five of the last six contests, dating back to 2019.
- Keegan Murray netted 24 of his game and career-high 37 points in the first half. The 37 points are the third highest total by any men's basketball player in Carver-Hawkeye Arena history (45 by Brian Quinnett of Washington State in 1986; 41 by Iowa's Luka Garza in 2020). The 37 points tie the highest point total by a Big Ten player this season (Kofi Cockburn and Johnny Davis).
- Sunday marked the second straight game that the Hawkeyes made 39 field goals, which tie for the fifth most in a game in the Fran McCaffery era (2011-present).
- Sophomore Keegan Murray has tallied 30+ points four times, the most by any underclassman in a single season in program history. Murray has scored 20+ points a team-best 16 times and 25+ an NCAA-best 11 times this season.
- Iowa outrebounded Nebraska, 41-35, improving to 14-0 when outrebounding its opponent this season.
- The Hawkeyes shot 51 percent from the field (39-of-76) and improved to 9-0 when shooting 50 percent or better from the field.
- Payton Sandfort netted 12 points, the most points by the true freshman in a Big Ten game. He also snagged a personal-best eight rebounds.
- The Huskers were led by Derrick Walker (14 points, 6 rebounds) and Bryce McGowens (11 points).

## 2021-22 IOWA HAWKEYES ROSTER

No.	Name	Pos.	Ht.	Wt.	Yr.	Hometown (Last School)
0	Filip Rebraca	F	6-9	230	Sr.	Sombor, Serbia (University of North Dakota)
2	Joe Toussaint	G	6-0	190	Jr.	Bronx, N.Y. (Cardinal Hayes)
3	Jordan Bohannon	G	6-1	175	Sr. <sup>^</sup>	Marion, Iowa (Linn-Mar)
4	Ahron Ulis	G	6-3	195	So.	Chicago, Ill. (Marion Catholic)
11	Tony Perkins	G	6-4	205	So.	Indianapolis, Ind. (Lawrence North)
13	Austin Ash	G	6-3	180	Sr. <sup>^</sup>	Cedar Rapids, Iowa (Mount Vernon)
14	Carter Kingsbury	G	6-4	225	Fr.	Ponca, Neb. (Brewster Academy)
15	Keegan Murray	F	6-8	225	So.	Cedar Rapids, Iowa (Prairie/DME Academy)
20	Payton Sandfort	F	6-7	215	Fr.	Waukee, Iowa (Waukee)
22	Patrick McCaffery	F	6-9	200	So. <sup>^</sup>	Iowa City, Iowa (West)
23	Josh Ogundele	C	6-11	265	So.	London, England (Worcester Academy)
24	Kris Murray	F	6-8	225	So.	Cedar Rapids, Iowa (Prairie/DME Academy)
25	Luc Laketa	G	6-5	180	Fr.	Concord, Mich. (Winchendon School)
30	Connor McCaffery	G/F	6-5	220	Sr. <sup>^</sup>	Iowa City, Iowa (West)
44	Riley Mulvey	C	6-11	245	Fr.	Rotterdam, N.Y. (St. Thomas More)

Head Coach: Fran McCaffery

Assistant Coaches: Kirk Speraw, Sherman Dillard, Billy Taylor



## HEAD COACH FRAN McCAFFERY

Fran McCaffery, who is signed through the 2028 season, is in his 12th season as the head basketball coach at the University of Iowa and his 26th year overall as a college head coach. McCaffery has reached the 20-win plateau 10 of the last 14 seasons.

McCaffery spent five seasons (2005-10) as the head coach at Siena, six years at UNC-Greensboro (1999-2005) and three seasons at Lehigh (1985-88) before joining the Hawkeyes.

McCaffery has nearly four decades of Division I coaching experience. He is in his 40th season as a collegiate coach, which includes 26 years as a head coach and 14 as an assistant. McCaffery is one of 14 coaches to lead at least four different Division I teams to the NCAA Tournament.

McCaffery, 61, holds a career mark of 484-336 (.590) and guided his teams to 14 postseason appearances (10 NCAA & four NIT). Iowa likely would have competed in another NCAA Tournament in 2020, if not for the NCAA canceling the postseason due to COVID-19. He is 233-159 (.594) at Iowa; the second winningest coach in program history. McCaffery led Iowa to wins in four of the last six NCAA Tournaments (2015, 2016, 2019, and 2021).

Since taking over the Iowa program in 2010, Iowa has earned eight postseason tournament berths (5 NCAA, 3 NIT). McCaffery coached Iowa to 25 victories in 2013, equaling the second-most win total in program history. McCaffery has guided five players to first team All-Big Ten status six of the last eight years, including the 2020 & 2021 National and Big Ten Player of the Year, Luka Garza.

McCaffery has posted upper division finishes in eight of the last nine seasons at Iowa and 20 of 25 seasons as a head coach. He has posted 20 wins or more 10 of the last 14 seasons, including seven of the last nine years at Iowa (2013, 2014, 2015, 2016, 2019, 2020, and 2021). Iowa's 205 victories between 2013-21 are the most over a 10-year span at Iowa since 1987-96 (207).

McCaffery and the Hawkeyes boast a 138-37 (.789) home record the last 10 seasons, which includes a school-record 18 wins in 2014 and 13 consecutive victories in 2019-20. Iowa has won 14 games in Carver-Hawkeye Arena each of the last three seasons (2019, 2020, 2021).

McCaffery's five years at Siena were the best in its 70-year history. He led the Saints on an incredible run that ended with three straight Metro Atlantic Athletic Conference championships and NCAA Tournament appearances.

McCaffery's Saints owned a 112-51 (.687) record in his five years with the program. He guided the Saints to four consecutive 20-win seasons. McCaffery's achievements earned the head coach Siena Hall of Fame recognition in 2017.

The 2009 MAAC Coach of the Year and 2010 District I Coach of the Year is the third winningest coach, by percentage, in league history (68-22, .756). He is the only coach to guide a MAAC program to two NCAA Tournament wins. McCaffery led his 2008 and 2009 teams to first round NCAA Tournament victories over Vanderbilt and Ohio State, respectively.

In his final two seasons at Siena, he coached the Saints to back-to-back 27-win campaigns and boasted a combined 39-3 (.929) record against MAAC opponents, which included MAAC Tournament contests.

McCaffery began his coaching career as an assistant at Penn (1982-83) and Lehigh (1983-85). After three seasons as head coach at Lehigh, he spent 11 seasons as an assistant at Notre Dame (1988-99).

McCaffery played basketball at Wake Forest his freshman year (1977-78) and concluded his playing career at Penn his final three seasons (1979-82).

He earned his B.S. degree in Economics from The Wharton School (Penn) in 1982. McCaffery also earned a Master of Education from Lehigh in 1985.



### COACHING HONORS

NABC District I Coach of the Year, 2009-10  
MAAC Coach of the Year, 2008-09

### HEAD COACHING EXPERIENCE

Lehigh (1985-88): .....49-39 (.557); 8-6 (.571) League  
UNC-Greensboro (1999-05).....90-87 (.508); 49-47 (.510) League  
Siena (2005-10) .....112-51 (.687); 68-22 (.756) League  
Iowa (2010-present): .....233-159 (.594); 110-108 (.504) League

## THE McCAFFERY FILE

**Born:** May 23, 1959  
**Hometown:** Philadelphia, Pennsylvania  
**High School:** LaSalle, 1977  
**College:** B.S. in Economics, The Wharton School (Penn), 1982  
Master of Education, Lehigh, 1985  
**Family:** Wife, Margaret  
Sons, Connor, Patrick and Jonathan Francis  
Daughter, Marit Katherine  
Brother, Jack (sportswriter in Philadelphia area)

### Coaching Honors

MAAC Coach of the Year, 2009  
NABC District I Coach of the Year, 2009-10

### Coaching History (39 years)

1983 Assistant Coach, Penn  
1984-85 Assistant Coach, Lehigh  
1985-88 Head Coach, Lehigh  
1988-99 Assistant Coach, Notre Dame  
1999-05 Head Coach, UNC-Greensboro  
2005-10 Head Coach, Siena  
2010-present Head Coach, University of Iowa

### Coaching Chart

Overall (26 seasons): 484-336 (.590)  
At Iowa (12 seasons): 233-159 (.594)  
At Siena (five seasons): 112-51 (.688)  
At UNCG (six seasons): 90-87 (.508)  
At Lehigh (three seasons): 49-40 (.551)  
NCAA Tournament (10 appearances\*): 6-9  
NIT (four appearances): 6-4

*\*McCaffery is the first coach to bring three different programs from one-bid leagues to the NCAA Tournament (conferences that sent just one team the year his program advanced).*

### McCaffery in Postseason Play

1988 NCAA Tournament -- Lehigh  
1989 NCAA Tournament -- Notre Dame  
1990 NCAA Tournament -- Notre Dame  
1992 NIT -- Notre Dame  
1997 NIT -- Notre Dame  
2001 NCAA Tournament -- UNC-Greensboro  
2002 NIT -- UNC-Greensboro  
2008 NCAA Tournament -- Siena  
2009 NCAA Tournament -- Siena  
2010 NCAA Tournament -- Siena  
2012 NIT -- Iowa  
2013 NIT -- Iowa  
2014 NCAA Tournament -- Iowa  
2015 NCAA Tournament -- Iowa  
2016 NCAA Tournament -- Iowa  
2017 NIT -- Iowa  
2019 NCAA Tournament -- Iowa  
2020 NCAA Tournament postponed (COVID-19)  
2021 NCAA Tournament -- Iowa

### Playing Experience

Wake Forest, 1977-78  
Penn, 1979-82



## Big Ten Standings/Schedule

Team	Big Ten	Pct.	Overall	Pct.
Illinois	11-3	.733	18-6	.750
Purdue	11-4	.733	22-4	.846
Wisconsin	10-4	.714	19-5	.792
Michigan State	9-4	.692	18-6	.750
Ohio State	8-4	.667	15-6	.714
Rutgers	9-5	.643	15-9	.625
<b>IOWA</b>	<b>7-6</b>	<b>.538</b>	<b>17-7</b>	<b>.708</b>
Michigan	7-6	.538	13-10	.565
Indiana	7-7	.500	16-8	.667
Northwestern	5-9	.357	12-11	.522
Penn State	4-9	.308	9-12	.429
Minnesota	3-10	.231	12-10	.545
Maryland	3-11	.214	11-14	.440
Nebraska	1-13	.071	7-18	.280

### Tuesday, Feb. 15

Michigan State at Penn State, 5:30 p.m.

Minnesota at Ohio State, 7:30 p.m.

Wisconsin at Indiana, 8 pm.

### Wednesday, Feb. 16

Illinois at Rutgers, 6 p.m.

Purdue at Northwestern, 8 p.m.

### Thursday, Feb. 17

Michigan at IOWA, 6 p.m.

Minnesota at Penn State, 3 p.m.

### Friday, Feb. 18

Maryland at Nebraska, 8 p.m.

### Saturday, Feb. 19

Illinois at Michigan State, 11 a.m.

**IOWA at Ohio State, 1:30 p.m.**

Northwestern at Minnesota, 3 p.m.

All times are central

## National Rankings

### AP Poll

Feb. 14

- Gonzaga
- Auburn
- Arizona
- Kentucky
- Purdue
- Kansas
- Baylor
- Providence
- Duke
- Villanova
- Texas Tech
- Illinois
- UCLA
- Houston
- Wisconsin
- Tennessee
- USC
- Ohio State
- Michigan State
- Texas
- Murray State
- Wyoming
- Arkansas
- Connecticut
- Alabama
- RV. IOWA**

### USA Today Poll

Feb. 14

- Gonzaga
- Auburn
- Kentucky
- Arizona
- Duke
- Kansas
- Purdue
- Baylor
- Providence
- Villanova
- Texas Tech
- Illinois
- Tennessee
- UCLA
- Houston
- Wisconsin
- USC
- Ohio State
- Michigan State
- Texas
- Murray State
- Wyoming
- Marquette
- Connecticut
- Arkansas
- RV. IOWA**

## 2021-22 IOWA CAPTAINS

Iowa captains are Jordan Bohannon and Connor McCaffery.

### ALL-TIME SERIES RECORDS

Michigan holds a 97-65 edge in the series. The Wolverines won the only meeting last season, 79-57, in Ann Arbor, Michigan.

Iowa owns a 40-37 edge in games played in Iowa City. The Hawkeyes hold a 19-14 advantage in games played in Carver-Hawkeye Arena. Iowa won the last time these two teams met in Iowa City: 90-83 on Jan. 17, 2020. Four of the last 10 Iowa-Michigan games played in Iowa City have gone to overtime, dating back to 2009.

### SCOUTING MICHIGAN

- After playing four games in eight days, Michigan (36 NET Ranking) has not played since a 68-57 setback to nationally-ranked Ohio State last Saturday in Ann Arbor, Michigan.
- The Wolverines dropped their last outing, 68-57, to rival Ohio State on Feb. 12, in Ann Arbor, Michigan. Both teams only made four 3-point field goals, but the Buckeyes (16) made 11 more free throws than Michigan (5). Eli Brooks (17 points) and Hunter Dickinson (14 points) led the Wolverines.
- Thursday's game will feature two of the longest tenured Big Ten players -- Michigan's Eli Brooks (148 career games, Michigan record) and Iowa's Jordan Bohannon (167 career games, NCAA record).
- Michigan is 2-1 in one-possession games this season.
- Michigan ranks 29th in the country in rebound margin (+6.2) and 44th in field goal percentage (.470). Hunter Dickinson ranks 25th in the country in field goal percentage (.567); DeVante' Jones is 59th in assist-to-turnover ratio (2.22)
- Three starters average double figures in scoring: Hunter Dickinson (18.1), Eli Brooks (12.3), and Caleb Houston (10.2). Dickinson also leads the squad in rebounding (8.2) and blocked shots per game (1.2).
- Two Wolverines have made 35+ 3-pointers: Caleb Houston (40) and Eli Brooks (39).
- Former Michigan All-American Juwan Howard is in his third season as a collegiate head coach (55-27, .671). Howard previously spent the last six years with the Miami Heat. Prior to beginning his coaching career, Howard played 19 years in the NBA, including winning back-to-back NBA championships with Miami in 2012 and 2013. Howard helped lead the Wolverines to Final Four appearances in 1992 and 1993.

### LAST MEETING AGAINST MICHIGAN

No. 3 Michigan remained perfect at home with a 79-57 triumph over ninth-ranked Iowa on Feb. 25, 2021, at the Crisler Center in the only meeting between the two teams last year.

- The Wolverines led the Hawkeyes by three (32-29) at halftime and outscored the Hawkeyes by 19 in the second half.
- Luka Garza netted a team-high 16 points and was credited with a season-best three steals. Jordan Bohannon tallied 13 points and Joe Wieskamp had 11.
- Forward Jack Nunge suffered a season-ending injury to his right leg in the first half and did not return. Guard Connor McCaffery pulled down a season-best eight rebounds before leaving the game in the second half with a lower leg injury and did not return.
- Franz Wagner (21), Isaiah Livers (16), and Hunter Dickinson (14) combined for 51 of Michigan's 79 points.

### KEEGAN MURRAY GARNERS NATIONAL ATTENTION

Keegan Murray has been selected to the Wooden Award Late-Season Top 20, Naismith Trophy Midseason Team, Lute Olson National Player of the Year Award Midseason List, Karl Malone Power Forward of the Year Award semifinalist, *Sporting News* and *The Athletic* Second Team All-America, Big Ten Player of the Week four times this season (Nov. 22; Dec. 20; Jan. 3; Feb. 14), and the Naismith Trophy Player of the Week (Feb. 14).

The Hawkeyes have had a student-athlete named to the Wooden Award Late-Season Top 20 three straight years and four of the last seven seasons. Former Hawkeye Luka Garza was the recipient of the 2021 John R. Wooden Award and was a finalist in 2020 award, while Jarrod Uthoff was a semifinalist in 2016. Garza was also the recipient of the 2021 Lute Olson Award.

Murray has earned the Big Ten weekly honor a program-best four times (Nov. 22; Dec. 20; Jan. 3; Feb. 14). Luka Garza previously held the school record for most Big Ten weekly accolades since the inception of the award during the 1981-82 season (three times in 2020-21).



## IOWA IN BIG TEN STATISTICS

Murray has totaled 25 points or more an NCAA-best 11 times this year. He is also the only Hawkeye underclassman (freshman or sophomore) with four 30+ performances in a single season.

Murray averaged 7.2 points per game last year and is averaging 23.3 this season (+16.1). The last Big Ten player to increase his scoring by 16 points per game from one season to the next was Illinois' Rick Schmidt, who went from 3.8 ppg in 1972-73 to 21.4 ppg in 1973-74 (+17.6).

Murray combined for 65 points in two games against Maryland. He amassed 35 points and eight rebounds on Jan. 3 and tallied 30 points on 12-of-14 shooting from the field and 4-of-7 from the foul line and grabbed seven rebounds at Maryland on Feb. 10.

Murray poured in a game and career-best 37 points, six rebounds, and a game bests in steals (3) and blocks (2) against the Huskers on Feb. 13. The 37 points are believed to be the third most by any men's basketball player in Carver-Hawkeye Arena's 39-year history (45 by Brian Quinnett of Washington State in 1986; 41 by Iowa's Luka Garza in 2020). The 37 points tie the highest point total by a Big Ten player in a game this season (Kofi Cockburn and Johnny Davis).

Murray is the first Hawkeye to score 30+ points in back-to-back Big Ten games since Matt Gatens 10 years ago in 2012 (30 vs. Indiana and 33 vs. Wisconsin).

Murray exploded for a career-best 35 points versus Utah State. He scored 18 straight Iowa points spanning 6:08 in the first half. Murray was six points from the Sanford Pentagon scoring record.

Murray had a historic stat line against N.C. Central, registering 27 points, 21 rebounds, and four blocks. He became the fourth Hawkeye over the last five decades, and first since 1977, to score 20+ points and grab 20+ rebounds.

Murray posted game bests in points (29), rebounds (10), and blocks (3), while also dishing out three assists in Iowa's win over Western Illinois. He shot a blistering 65 percent from the field, making 13-of-20 attempts.

### PATRICK McCaffery PLAYING HIS BEST BASKETBALL

Redshirt sophomore Patrick McCaffery has been playing his best basketball the past month. McCaffery has netted double figures in scoring six of the last eight games. He scored a season-high 18 points and tied a career high with seven rebounds in Iowa's victory over Minnesota on Feb. 6. McCaffery has made at least one 3-pointer in six of the last eight contests, including sinking three in both games against Penn State last month.

### TWICE AS NICE

Sophomores Keegan and Kris Murray rank first and fourth, respectively, in team scoring. Keegan averages 23.3 points, while Kris averages 10.1 points. Keegan also ranks first on the squad in rebounds per game (8.4), blocks per game (2.0), and free throws made (92), while Kris ranks third on the squad in rebounds per contest (4.5), and first in 3-point accuracy (.408, 29-of-71).

### IOWA HISTORY

Iowa has played 2,896 games since beginning basketball in 1902. Iowa's overall record is 1,709-1,187 (.590). Iowa's 1,709 wins are 36th most among Division I programs. That includes a 1,095-376 (.744) record in home games, a 614-811 (.431) record in contests away from Iowa City, an 809-811 (.499) mark in Big Ten games and a 499-150 (.769) record in Carver-Hawkeye Arena.

Category	All Games		Conf Only		NCAA	
	Stat	Rank	Stat	Rank	Stat	Rank
Turnover Margin	+5.8	1st	+6.0	1st	+5.8	4th
Steals	8.1	1st	8.2	1st	8.1	53rd
Assist/TO Ratio	1.86	1st	1.78	1st	1.86	1st
Free Throw %	.758	2nd	.705	10th	.758	40th
Scoring Offense	84.0	2nd	79.0	1st	84.0	4th
Scoring Margin	+12.7	2nd	+4.9	3rd	+12.7	13th
Assists	16.4	2nd	14.9	5th	16.4	20th
3-Pt. FG Per Game	8.9	3rd	8.6	2nd	8.9	52nd
Blocked Shots	4.5	4th	4.3	4th	4.5	51st
Field Goal %	.463	4th	.442	7th	.463	66th
3-Pt. Field Goal %	.352	6th	.345	8th	.352	110th
3-PT FG Defense	.335	7th	.365	10th	.335	184th
Rebound Margin	+0.6	11th	-4.5	12th	+0.6	189th
FG% Defense	.433	10th	.446	8th	.433	199th
Scoring Defense	71.3	13th	74.2	12th	71.3	237th

Category	Player	All Games		NCAA	
		Stat	Rank	Stat	Rank
FG%	Keegan Murray	.570	3rd	.570	23rd
Rebounding	Keegan Murray	8.4	3rd	8.4	46th
Scoring	Keegan Murray	23.3	1st	23.3	3rd
Steals	Joe Toussaint	1.67	2nd	1.67	126th
	Keegan Murray	1.39	7th	1.39	273rd
Assists	Joe Toussaint	3.8	13th	3.8	176th
FT Percentage	Keegan Murray	.748	9th	.748	284th
3-pointers	Jordan Bohannon	2.46	6th	2.46	103rd
Blocked Shots	Keegan Murray	2.04	4th	2.04	43rd
	Kris Murray	1.13	9th	1.13	167th
Assist/TO Ratio	Joe Toussaint	2.5	4th	2.5	29th
FT Made	Keegan Murray	92	6th	92	79th
Double-Doubles	Keegan Murray	6	5th	6	67th

### JORDAN BOHANNON HOLDS 5 IOWA RECORDS

Jordan Bohannon, competing in his sixth season, is the program's career leader in four statistical categories: assists (680), 3-pointers made (423), games played (167), and free throw percentage (.887, 337-380). He sank a school and Xfinity Center record 10 3-pointers at Maryland on Feb. 10, 2022. The 10 triples were one shy of tying the Big Ten record. His 423 triples are the most in Big Ten history and 161 more than any other Hawkeye.

He has made 59 treys this season, fourth most among Big Ten student-athletes.

Bohannon (167) became the NCAA all-time leader in career games played at Wisconsin on Jan. 6, surpassing Ohio State's David Lighty (157 games played between 2007-11). Bohannon is 12th in the NCAA with 421 career 3-point field goals made. He ranks third in career scoring at Iowa (1,894) and 10th in field goals made (567).

Bohannon, an honorable mention all-conference honoree in 2021, is one of 30 Division I players over the last 25 years to make 75+ 3-pointers in four seasons.

Bohannon ranked first in the league in 3-point accuracy (.394) and second in 3-pointers made per game (2.58) in 2021. He was second in the conference in assist-to-turnover ratio (3.07) and fourth in assists per contest (4.4).

He is one of only three Division I players since the 1992-93 season to amass more than 625 assists and 360 3-pointers.

Bohannon is one of only three Hawkeyes to post four 100-assist seasons (Jeff Horner, Dean Oliver). He has accumulated seven points-assists double-doubles, the most in school history. Bohannon registered a school-record eight games with 10 or more assists.



## IOWA SIGNS 2 PREP STANDOUTS

### JOSH DIX // G, 6-5, 190 // Council Bluffs, Iowa (Council Bluffs High School)

- Three-year team captain
- Two-time first-team all-conference selection and City Player of the Year
- Third team all-state as a sophomore and first-team all-state as a junior
- Shot 50 percent or better from the field his first three seasons of prep basketball
- Averaged a team-best 19.4 points, 7.2 rebounds, 4.3 assists as a junior
- Shot at 54 percent from the field, 38 percent from 3-point range, and 73 percent from the foul line as a junior
- Surpassed 1,000 career points last season
- Averaged 17.5 points, 5.1 rebounds as a sophomore and 10.2 points per contest as a freshman
- Three-time academic all-conference honoree

### FRAN McCAFFERY ON JOSH DIX

"Josh is incredibly versatile. He can play multiple positions. He has a great frame. Josh is good with the ball in his hands finding people and getting to the rim. He's physical defensively and is an excellent rebounder for his position. Josh is a winning player. We are really excited about him."

### DASONTE BOWEN // G, 6-3, 165 // Boston, Massachusetts (Brewster Academy)

- Ranked No. 91 in the ESPN Top 100 for the Class of 2022
- Averaged 15.2 points, 3.6 rebounds, 2.6 assists, and 1.4 steals while shooting 52.7 percent from the field, 47.4 percent from 3-point range, and 90 percent from the foul line this past summer playing EYBL
- Netted 37 points and seven assists in a game as a sophomore at Worcester Academy
- All-NEPSAC first team honoree as a sophomore
- Played with Hawkeye sophomore Josh Ogundele at Worcester Academy in 2020

### FRAN McCAFFERY ON DASONTE BOWEN

"Dasonte is creative and fearless on the basketball court. He has incredible vision and makes plays. Dasonte can step back and hit the three, but he is constantly attacking the defense. He can rebound and score a variety of ways. He is an incredibly unselfish player. We are excited to welcome him to the Hawkeye family."

## HAWKEYE FASTBREAKS

- The Hawkeyes are a perfect 14-0 this season when outrebounding their opponents and 9-0 when Iowa shoots 50 percent or better from the field.
- The Hawkeyes have scored 50+ points in the first half each of the last two games (57 at Maryland; 53 vs. Nebraska).
- The Hawkeyes have had scoring runs of 10-0 or more a combined 19 times in 24 games.
- Sophomore Keegan Murray has totaled 25 points or more an NCAA-best 11 times this season. Murray is also the only Hawkeye underclassman (freshman or sophomore) with four 30+ performances in a single season.
- Iowa is 123-28 when scoring 80 points or more, the last 12 seasons. The Hawkeyes are 89-3 when holding opponents to fewer than 61 points, the last 12 years.
- Kris Murray leads the squad in 3-point accuracy, making 40.6 percent (28-of-69) of his attempts, while Jordan Bohannon is second (.375, 57-of-152).
- Iowa has been making the most of its trips to the foul line. The Hawkeyes are shooting 75.8 percent from the foul line, which ranks second in the Big Ten and 40th nationally. The 357 free throw makes are 50th most in the NCAA.
- Keegan Murray and Kansas State's Michael Beasley (2007-08) are the only two players from a major conference to score 24+ points in each of their first five games of the season over the last 15 years. He is one of three Big Ten players since the 2002-03 season with six consecutive 20-point games to start the season.
- Iowa posted school single-game records in 3-pointers made (20) and attempted (44) against Alabama State on Nov. 18, besting the previous records of 19-of-43 against Savannah State on Dec. 22, 2018. Iowa's 20 3-pointers made equals the Carver-Hawkeye Arena record (20 by Purdue on Jan. 20, 2018).
- The Hawkeyes topped the century mark in three of its first five games (Longwood, Alabama State, Western Michigan). The last time an Iowa team scored 100+ points in three of its first five games was the start of the 1997-98 season.
- Iowa is the only Division I program with two sets of brothers on the 2021-22 roster, with one being identical twins. Connor and Patrick McCaffery are two years apart, while Keegan and Kris Murray are identical twins. The Murray twins are one of five twins on Division I rosters this season (Arizona State, San Diego State, SIUE, and Wisconsin).
- Virginia has allowed 75+ points at home only six times under head coach Tony Bennett. Iowa has accounted for two of those six (75 in 2021 and 75 in 2013).
- At Virginia and versus Illinois, the Hawkeyes committed a season-low four turnovers, tying the third fewest total in a single-game in the Fran McCaffery era. The four turnovers against the Cavaliers are the fourth lowest in any Big Ten/ACC Challenge game.
- The Hawkeyes have won 10 or more Big Ten games six of the last seven previous seasons.
- The Hawkeyes have won seven of their last nine, including four straight, Big Ten/ACC Challenge games.
- Iowa has won an NCAA Tournament game each of its last four tournament appearances.
- Iowa has qualified for five NCAA tournaments over the last seven completed seasons (2014-16, 2019, 2021) and eight postseason tournaments over the last nine completed seasons (5 NCAA; 3 NIT).
- Florida State has won an NCAA-record 13 straight overtime games, dating back to January, 2018. The last team to beat the Seminoles in overtime was Iowa (78-75) on Dec. 2, 2015, in Iowa City. That game featured 21 lead changes.

## IOWA'S STATISTICAL COMPARISONS

	All Games	Big Ten	Home Games	Away Games	Iowa Wins	Iowa Losses
Record	17-7	7-6	13-2	4-5	17-0	0-7
Points	84.0	79.0	88.3	77.0	89.9	69.9
Opp. Pts	71.3	74.2	68.7	75.8	68.6	77.9
FG%	.463	.442	.477	.438	.500	.374
FG Def.	.433	.446	.419	.457	.427	.450
3-PT%	.352	.345	.364	.332	.379	.286
3-pt. Def.	.335	.365	.323	.359	.327	.358
FT%	.758	.705	.799	.681	.767	.735
REB	37.1	34.8	38.7	34.6	39.3	31.9
AST	16.4	14.9	16.9	15.4	17.7	13.1
TO	8.8	8.4	8.9	8.6	8.9	8.6
STL	8.1	8.2	8.7	7.0	8.5	7.0
BLK	4.5	4.3	4.9	4.0	4.8	4.0

## McCAFFERY CLIMBING WINS CHART

Fran McCaffery and the Hawkeyes have reached 20 wins seven of the last nine previous seasons. McCaffery and Tom Davis (10) are the only Iowa coaches to win 20 or more games in at least seven seasons.

Among Iowa's head basketball coaches, McCaffery ranks second in tournament appearances behind Davis (9). Davis is Iowa's all-time winningest coach, while McCaffery is second.



**STEALING THE ROCK**

Iowa ranks first in the Big Ten and 53rd nationally in steals per game (8.1). The last time a Hawkeye team led the conference in steals was during the 2016-17 season (8.1 per game).

**VALUING THE BASKETBALL**

The Hawkeyes are tops in the country in assist-to-turnover ratio (1.86); second in fewest turnovers per game (8.8); and fourth in turnover margin (5.8).

McCaffery has continued his mastery of limiting turnovers in 2021-22 with 38 assists and only eight turnovers, boasting a robust 4.75 assist-to-turnover ratio. Joe Toussaint's 2.5 ratio is fourth best in the league and 29th nationally.

Iowa ranked first in the nation in assist-to-turnover ratio (2.02) last season. The Hawkeyes had two players ranked high nationally in assist-to-turnover ratio. Connor McCaffery was fourth in the country with a 3.73 ratio (112 assists; 30 turnovers), while Jordan Bohannon was 13th with a 3.07 ratio (135 assists; 44 turnovers).

**SPOTLIGHTING KEEGAN MURRAY'S DOMINATING EFFORT**

Keegan Murray posted 27 points, 21 rebounds, four blocks, and two assists in Iowa's win over North Carolina Central on Nov. 16. He accomplished something that has not been done in over four decades by a Hawkeye.

Murray is the first Hawkeye to total 25+ points and 20+ rebounds in a game since Bruce King in 1977. King had 31 points and 21 rebounds vs. Ohio State in 1977.

Murray is one of four players over the last five decades to post a 20-20 game: Kevin Kunnert (24-23) vs. Illinois in 1972; Fred Haberecht (29-20) vs. Wisconsin in 1975; Bruce King (42-20) vs. Pittsburgh in 1976; Bruce King (31-21) vs. Ohio State in 1977.

The last Big Ten player to have a 20-20 performance was Purdue's Trevion Williams at Michigan on Jan. 9, 2020 (36-20).

Murray is the first Hawkeye since Greg Brunner in 2006 to grab 20+ rebounds in a game; Brunner had 23 against Minnesota on Jan. 18, 2006. Murray is the first major conference player with 27+ points, 21+ rebounds, and 4+ blocks since Kansas State's Michael Beasley versus Sacramento State on Nov. 9, 2007.

**SPOTLIGHTING JORDAN BOHANNON'S RECORD PERFORMANCE**

Jordan Bohannon added another school record to his collegiate resume on Feb. 10, 2022, at Maryland.

Bohannon drained a school-record 10 3-pointers, surpassing the school's 28-year record previously set twice by Chris Kingsbury (9) in 1994. His 16 3-point attempts tied a personal high (16 versus North Carolina in 2020).

The 10 triples are an Xfinity Center record and ties for second most by a Big Ten player ever. Bohannon's previous high was eight 3-pointers (at Maryland in 2017 and vs Nebraska in 2021). Bohannon moved into 12th place in career treys in NCAA history.

Bohannon finished the contest with 30 points in 30 minutes, tying his career high (versus UAB on Nov. 22, 2017).

**KEEGAN MURRAY TABBED PRESEASON ALL-BIG TEN**

Sophomore forward Keegan Murray was named to the 2021-22 Big Ten Preseason Player of the Year.

It marks the third straight season that one or more Hawkeyes have been selected to the preseason list, voted upon by a selected panel of media. Joe Wieskamp was selected in 2019 and 2020, while Luka Garza was tabbed the Big Ten Preseason Player of the Year in November 2020.

Murray is one of the league's top emerging players after being named to the five-player All-Big Ten Freshman Team a year ago. The Cedar Rapids, Iowa, native was one of only five players nationally -- and only bench player -- to amass 200 points, 35 blocks, 25 steals, and 15 3-pointers. He was the team's leading scorer (7.8) and rebounder (5.5) off the bench in conference play. Murray led team in blocks 12 times and steals five times. The 6-foot-8 forward was second on the team in steals (26) and ranked 11th in the Big Ten in blocked shots per game (1.26). His 39 blocks tie for fourth most by a freshman in program history.

Murray totaled 13 points, seven rebounds, four blocks, three assists, and a steal in Iowa's first-round victory over Grand Canyon to become the first Hawkeye ever to stuff the stat sheet with those numbers in an NCAA Tournament contest.

**3-GAME WIN STREAK STATISTICS**

No.	Player	Total			3-Point			F-Throw		Rebounds				Other Stats								
		GP-GS	MIN	AVG	FG-FGA	FG%	3FG-3FGA	3FG%	FT-FTA	FT%	OFF	DEF	TOT	AVG	PF	DQ	A	TO	BLK	STL	PTS	AVG
15	MURRAY, Keegan	3-3	97:41	32.6	36-53	.679	7-11	.636	12-19	.632	6	22	28	9.3	2	0	4	3	6	4	91	30.3
3	BOHANNON, Jordan	3-3	90:50	30.3	15-30	.500	14-28	.500	2-2	1.000	0	8	8	2.7	3	0	9	1	0	4	46	15.3
22	MCCAFFERY, Patrick	3-3	76:32	25.5	13-31	.419	3-11	.273	4-6	.667	4	10	14	4.7	2	0	7	2	1	2	33	11.0
20	SANDFORT, Payton	3-0	41:10	13.7	10-16	.625	6-10	.600	0-0	.000	4	10	14	4.7	7	0	2	2	1	0	26	8.7
24	MURRAY, Kris	3-0	47:14	15.7	8-15	.533	3-6	.500	4-5	.800	4	10	14	4.7	8	0	4	0	5	2	23	7.7
0	REBRACA, Filip	3-3	68:42	22.9	6-13	.462	0-1	.000	2-2	1.000	4	11	15	5.0	4	0	3	3	0	3	14	4.7
13	ASH, Austin	2-0	10:48	5.4	3-4	.750	3-4	.750	0-0	.000	0	0	0	0.0	0	0	1	0	0	0	9	4.5
4	ULIS, Ahron	3-0	42:57	14.3	5-14	.357	1-3	.333	1-4	.250	1	5	6	2.0	2	0	6	2	0	3	12	4.0
11	PERKINS, Tony	3-3	44:58	15.0	5-11	.455	0-2	.000	1-2	.500	1	3	4	1.3	2	0	4	4	0	1	11	3.7
2	TOUSSAINT, Joe	3-0	39:51	13.3	3-12	.250	0-5	.000	1-2	.500	1	1	2	0.7	2	0	10	2	0	6	7	2.3
23	OGUNDELE, Josh	2-0	07:09	3.6	2-3	.667	0-0	.000	0-0	.000	0	1	1	0.5	2	0	0	1	0	0	4	2.0
30	MCCAFFERY, Connor	2-0	23:30	11.8	1-4	.250	1-4	.250	0-0	.000	3	2	5	2.5	4	0	3	1	0	0	3	1.5
25	LAKETA, Luc	2-0	02:52	1.4	0-0	.000	0-0	.000	0-0	.000	0	0	0	0.0	0	0	0	0	0	0	0	0.0
44	MULVEY, Riley	2-0	05:46	2.9	0-0	.000	0-0	.000	0-0	.000	0	0	0	0.0	1	0	0	0	0	0	0	0.0
Team											3	2	5				3					
<b>Total</b>		<b>3</b>	<b>600</b>		<b>107-206</b>	<b>.519</b>	<b>38-85</b>	<b>.447</b>	<b>27-42</b>	<b>.643</b>	<b>31</b>	<b>85</b>	<b>116</b>	<b>38.7</b>	<b>39</b>	<b>0</b>	<b>53</b>	<b>24</b>	<b>13</b>	<b>25</b>	<b>279</b>	<b>93.0</b>
<b>Opponents</b>		<b>3</b>	<b>600</b>		<b>80-188</b>	<b>.426</b>	<b>30-74</b>	<b>.405</b>	<b>31-38</b>	<b>.816</b>	<b>28</b>	<b>75</b>	<b>103</b>	<b>34.3</b>	<b>40</b>	<b>0</b>	<b>41</b>	<b>39</b>	<b>8</b>	<b>15</b>	<b>221</b>	<b>73.7</b>

### **LUKA GARZA'S NO. 55 TO BE FORMALLY RETIRED ON FEB 22**

The University of Iowa Athletics Department will formally retire two-time National Player of the Year Luka Garza's No. 55 at half-time of the Iowa-Michigan State men's basketball game on Tuesday, Feb. 22.

The athletics department will also be retiring the jerseys of former Hawkeye greats Charles "Chuck" Darling, Roy Marble and Murray Wier. Family member(s) of Wier and Marble will be in attendance for recognition, which will take place prior to the game.

Additionally, all other retired numbers and jerseys for the Iowa men's and women's basketball programs will be hanging from the Carver-Hawkeye Arena rafters beginning next week.

- Men's Basketball: B.J. Armstrong (#10) Ronnie Lester (#12), Carl Cain (#21), Bill Seaberg (#22), Bill Logan (#31), Bill Schoof (#33), Chris Street (#40), Greg Stokes (#41), Sharm Scheuerman (#46)
- Women's Basketball: Michelle Edwards (#30), Megan Gustafson (#10)

Garza swept all major postseason men's basketball awards in 2021 (Wooden, Naismith, Associated Press, Oscar Robertson, NABC, Lute Olson, Sporting News) to become the program's first consensus National Player of the Year. Garza is Iowa's only two-time unanimous consensus first-team All-American and only recipient in program history of the Big Ten Jesse Owens Male Athlete of the Year.

He was also named national player of the year by six national outlets in 2020, as well being a two-time honoree of the Kareem Abdul-Jabbar Center of the Year and Pete Newell Big Man of the Year awards.

"Congratulations to Luka, Murray, Chuck and Roy. Their accomplishments are well documented, and this recognition is well deserved," said Gary Barta, Henry B. and Patricia B. Tippie Director of Athletics Chair. "This conversation reemerged with the incredible success of Megan and Luka. I'm pleased we took the opportunity to look back at our history, and moving forward all of men's and women's honorees will be recognized in the rafters of Carver-Hawkeye Arena."

"We look forward to honoring Luka Garza and his family," said Iowa head coach Fran McCaffery. "Luka epitomizes everything that you want in your program. Not just Hawkeye fans, but college basketball fans across the country appreciated his achievements on and off the court for four years, and the way he pursued his dreams.

### **RECENT GRADUATES PLAYING PROFESSIONAL BASKETBALL**

A number of recent Iowa basketball graduates are playing professionally: Joe Wieskamp (NBA San Antonio Spurs), Luka Garza (NBA Detroit Pistons), Jarrod Uthoff (Japan), Devyn Marble (Israel), Tyler Cook (NBA Chicago Bulls), Anthony Clemmons (Italy), Gabriel Olaseni (Turkey), Ryan Kriener (Matsuyama), Bakari Evelyn (Germany), Peter Jok (France), Melsahn Basabe (Puerto Rico), and Aaron White (Serbia).

### **MARGARET McCAFFERY RECEIVES DISTINGUISHED AWARD**

Margaret McCaffery, wife of head coach Fran McCaffery, received the American Cancer Society's distinguished St. George Award during last Sunday's game versus Nebraska in Iowa City.

The St. George Award is one of the highest volunteer honors of the American Cancer Society and is presented to outstanding volunteers nationwide who have made significant contributions to the American Cancer Society's strategic goals.

Margaret has served on the ACS National Board of Directors since 2018. Margaret, along with Fran, have been a champion for the Coaches vs. Cancer program and have raised significant funds to support American Cancer Society efforts, including more than \$4.5 million the past 20 years. In addition to their work with the American Cancer Society and Coaches vs. Cancer, the McCaffery's helped spearhead the launch of the new Adolescent and Young Adult (AYA) Cancer Program in Iowa City. The American Cancer Society awarded the McCafferys with the Fighting Spirit Award in 2015.

First conceived in 1949, the St. George National Award has been presented to more than 1,400 Society volunteers nationwide.

### **COACHING EXPERIENCE**

Fran McCaffery has the most experienced coaching staffs in the country. The Iowa men's basketball staff has 75 years of combined collegiate head coaching experience and more than 125 years of collegiate coaching under their belts.


<b>Coach</b>	<b>Years</b>
Fran McCaffery	26 years
Kirk Speraw	20 years
Sherman Dillard	10 years
Billy Taylor	14 years
Al Seibert	5 years

### **ON THE HORIZON**

Iowa will head to Columbus, Ohio, for a rescheduled game against No. 18 Ohio State on Saturday, Feb. 19. Tipoff is slated for 1:30 p.m. (CT) at Value City Arena with the game being televised on FOX.



**GAME 25: IOWA vs MICHIGAN**



**AUSTIN ASH**

#13 • Guard  
6-3 • 180 • RS-Senior  
Cedar Rapids, Iowa  
Mount Vernon HS

**SEASON HIGHS**

POINTS..... 8 vs. PORTLAND STATE (11/26/21)  
FGM..... 3 vs. PORTLAND STATE (11/26/21)  
FGA..... 5, 2X, LAST vs. WESTERN MICHIGAN (11/22/21)  
3-PT FGM..... 2, 2X, LAST AT MARYLAND (2/10/22)  
3-PT FGA..... 5 vs. ALABAMA STATE (11/18/21)  
FTM..... 3, 2X, LAST vs. KANSAS CITY (11/12/21)  
FTA..... 4, 2X, LAST vs. KANSAS CITY (11/12/21)  
REB..... 2, 2X, LAST vs. SE LOUISIANA (12/21/21)  
AST..... 2, 2X, LAST vs. WESTERN MICHIGAN (11/22/21)  
STL.....  
BLK.....  
MIN..... 13 vs. LONGWOOD (11/9/21)

**CAREER HIGHS**

POINTS..... 9 vs. SAVANNAH ST (12/22/18)  
FGM..... 3, 2X, LAST vs. PORTLAND STATE (11/26/21)  
FGA..... 9 vs. SAVANNAH ST (12/22/18)  
3-PT FGM..... 3 vs. SAVANNAH ST (12/22/18)  
3-PT FGA..... 8 vs. SAVANNAH ST (12/22/18)  
FTM..... 3, 2X, LAST vs. KANSAS CITY (11/12/21)  
FTA..... 4, 2X, LAST vs. KANSAS CITY (11/12/21)  
REB..... 2, 5X, LAST vs. SE LOUISIANA (12/21/21)  
AST..... 2, 3X, LAST vs. WESTERN MICHIGAN (11/22/21)  
STL..... 2 AT INDIANA (2/13/20)  
BLK.....  
MIN..... 19 vs. SAVANNAH ST (12/22/18)

Opponent	Date	GS	MIN	Total		3-Pointers		Free throws		Rebounds			PF	A	TO	BLK	STL	PTS	AVG	
				FG-FGA	PCT	3FG-3FGA	PCT	FT-FTA	PCT	OFF	DEF	TOT								AVG
Longwood	11/09/2021		13:08	0-3	.000	0-3	.000	3-4	.750	0	0	0	0.0	2	2	1	0	0	3	3.0
Kansas City	11/12/2021		05:28	1-2	.500	0-1	.000	3-4	.750	0	0	0	0.0	1	1	2	0	0	5	4.0
N.C. Central	11/16/2021		00:50	0-0	.000	0-0	.000	0-0	.000	0	0	0	0.0	0	0	0	0	0	2	7
Alabama St.	11/18/2021		08:03	1-5	.200	1-5	.200	0-0	.000	0	0	0	0.0	1	1	0	0	0	3	2.8
Western Mich.	11/22/2021		07:59	2-5	.400	0-1	.000	0-0	.000	1	0	1	0.2	0	2	1	0	0	4	3.0
Portland St.	11/26/2021		05:18	3-3	1.000	2-2	1.000	0-0	.000	1	1	2	0.5	0	0	0	0	0	8	3.8
vs Utah St.	12/18/2021		02:24	0-2	.000	0-2	.000	0-0	.000	0	0	0	0.4	0	0	0	0	0	0	3.3
Southeastern La.	12/21/2021		04:39	2-4	.500	0-2	.000	0-0	.000	1	1	2	0.6	0	0	0	0	0	4	3.4
Western Ill.	12/29/2021		02:48	1-1	1.000	0-0	.000	0-0	.000	0	0	0	0.6	0	0	0	0	0	2	3.2
at Wisconsin	01/06/2022		01:02	1-1	1.000	0-0	.000	0-0	.000	0	0	0	0.5	0	0	0	0	0	2	3.1
at Rutgers	01/19/2022		00:02	0-0	.000	0-0	.000	0-0	.000	0	0	0	0.5	0	0	0	0	0	0	2.8
at Penn St.	01/31/2022		00:01	0-0	.000	0-0	.000	0-0	.000	0	0	0	0.4	0	0	0	0	0	0	2.6
at Maryland	02/10/2022		07:23	2-3	.667	2-3	.667	0-0	.000	0	0	0	0.4	0	0	0	0	6	2.8	
Nebraska	02/13/2022		03:25	1-1	1.000	1-1	1.000	0-0	.000	0	0	0	0.4	0	1	0	0	3	2.9	
<b>Totals</b>		<b>0</b>	<b>62:30</b>	<b>14-30</b>	<b>.467</b>	<b>6-20</b>	<b>.300</b>	<b>6-8</b>	<b>.750</b>	<b>3</b>	<b>2</b>	<b>5</b>	<b>0.4</b>	<b>4</b>	<b>7</b>	<b>4</b>	<b>0</b>	<b>0</b>	<b>40</b>	<b>2.9</b>

**CAREER STATISTICS**

YEAR	G/GS	FG-A	PCT	3-PT	PCT	FT-A	PCT	REB	AVG	PF-FO	AST	TO	BLK	STL	PTS	AVG
Fresh.	9/0	5-18	.278	5-16	.313	0-1	.000	5	0.6	1-0	4	0	0	3	15	1.7
Soph.	8/0	3-12	.250	3-11	.273	3-4	.750	5	0.6	3-0	2	2	0	3	12	1.5
Junior	9/0	6-15	.400	3-8	.333	0-0	.000	4	0.4	1-0	2	0	0	1	15	1.7
Senior	14/0	14-30	.467	6-20	.300	6-8	.750	5	0.4	4-0	7	4	0	0	40	2.9
<b>TOTALS</b>	<b>40/0</b>	<b>28-75</b>	<b>.373</b>	<b>17-56</b>	<b>.304</b>	<b>9-13</b>	<b>.692</b>	<b>19</b>	<b>0.5</b>	<b>9-0</b>	<b>15</b>	<b>6</b>	<b>0</b>	<b>7</b>	<b>82</b>	<b>2.1</b>



**JORDAN BOHANNON**

#3 • Guard  
6-1 • 175 • Sixth Year  
Marion, Iowa  
Linn-Mar HS

**SEASON HIGHS**

POINTS..... 30 AT MARYLAND (2/10/22)  
FGM..... 10 AT MARYLAND (2/10/22)  
FGA..... 16 AT MARYLAND (2/10/22)  
3-PT FGM..... 10 AT MARYLAND (2/10/22)  
3-PT FGA..... 16 AT MARYLAND (2/10/22)  
FTM..... 6, 3X, LAST vs. INDIANA (1/13/22)  
FTA..... 7 vs. INDIANA (1/13/22)  
REB..... 3, 3X, LAST vs. NEBRASKA (2/13/22)  
AST..... 5, 2X, LAST AT MARYLAND (2/10/22)  
STL..... 3, 2X, LAST AT MINNESOTA (1/16/22)  
BLK.....  
MIN..... 36 vs. MINNESOTA (2/6/22)

**CAREER HIGHS**

POINTS..... 30, 2X, LAST AT MARYLAND (2/10/22)  
FGM..... 10, 3X, LAST AT MARYLAND (2/10/22)  
FGA..... 18 AT NOTRE DAME (11/29/16)  
3-PT FGM..... 10 AT MARYLAND (2/10/22)  
3-PT FGA..... 16, 2X, LAST AT MARYLAND (2/10/22)  
FTM..... 10, 2X, LAST vs. NEBRASKA (1/6/19)  
FTA..... 10, 4X, LAST vs. NEBRASKA (1/7/19)  
REB..... 7, 2X, LAST AT INDIANA (2/7/21)  
AST..... 14 vs. MINNESOTA (1/10/21)  
STL..... 6 vs. PITTSBURGH (11/27/18)  
BLK..... 1, 2X, LAST AT MINNESOTA (2/8/17)  
MIN..... 45 AT MINNESOTA (2/8/17)

Opponent	Date	GS	MIN	Total		3-Pointers		Free throws		Rebounds			PF	A	TO	BLK	STL	PTS	AVG	
				FG-FGA	PCT	3FG-3FGA	PCT	FT-FTA	PCT	OFF	DEF	TOT								AVG
Longwood	11/09/2021	*	17:02	6-8	.750	6-8	.750	0-0	.000	0	0	0	0.0	1	1	0	0	1	18	18.0
Kansas City	11/12/2021	*	24:12	4-8	.500	3-5	.600	2-2	1.000	0	2	2	1.0	2	1	0	0	0	13	15.5
N.C. Central	11/16/2021	*	24:41	1-10	.100	1-9	.111	4-4	1.000	0	2	2	1.3	0	1	0	0	0	7	12.7
Alabama St.	11/18/2021	*	21:47	4-8	.500	4-8	.500	0-0	.000	0	1	1	1.3	1	0	0	0	1	12	12.5
Western Mich.	11/22/2021	*	19:14	2-7	.286	1-5	.200	0-0	.000	0	0	0	1.0	1	3	1	0	3	5	11.0
Portland St.	11/26/2021	*	24:36	1-4	.250	0-3	.000	3-3	1.000	0	0	0	0.8	0	1	0	0	1	5	10.0
at Virginia	11/29/2021	*	30:42	7-12	.583	6-9	.667	0-0	.000	0	1	1	0.9	3	2	0	0	0	20	11.4
at Purdue	12/03/2021	*	22:16	2-5	.400	0-2	.000	0-0	.000	0	1	1	0.9	2	1	1	0	0	4	10.5
Illinois	12/06/2021	*	16:41	2-5	.400	0-1	.000	0-0	.000	0	0	0	0.8	2	1	1	0	0	4	9.8
at Iowa St.	12/09/2021	*	31:02	4-12	.333	3-8	.375	6-6	1.000	1	1	2	0.9	2	0	2	0	0	17	10.5
vs Utah St.	12/18/2021	*	21:37	4-7	.571	2-5	.400	1-1	1.000	0	1	1	0.9	3	2	1	0	1	11	10.5
Southeastern La.	12/21/2021	*	22:49	4-8	.500	4-8	.500	1-2	.500	0	2	2	1.0	0	3	0	0	0	13	10.8
Western Ill.	12/29/2021	*	24:25	3-9	.333	1-6	.167	6-6	1.000	0	1	1	1.0	2	3	1	0	0	13	10.9
Maryland	01/03/2022	*	27:28	1-5	.200	1-4	.250	5-6	.833	0	1	1	1.0	2	1	0	0	0	8	10.7
at Wisconsin	01/06/2022	*	29:10	3-6	.500	3-6	.500	3-6	.500	0	1	1	1.0	2	3	0	0	0	12	10.8
Indiana	01/13/2022	*	28:42	2-11	.182	1-7	.143	6-7	.857	0	0	0	0.9	1	1	0	0	1	11	10.8
at Minnesota	01/16/2022	*	30:08	3-11	.273	2-8	.250	4-4	1.000	1	2	3	1.1	2	2	1	0	3	12	10.9
at Rutgers	01/19/2022	*	27:33	2-11	.182	2-10	.200	0-0	.000	0	1	1	1.1	2	0	1	0	0	6	10.6
Penn St.	01/22/2022	*	32:48	3-8	.375	3-7	.429	2-2	1.000	0	2	2	1.1	1	0	1	0	1	11	10.6
Purdue	01/27/2022	*	29:38	2-6	.333	2-6	.333	0-0	.000	0	2	2	1.2	1	1	3	0	1	6	10.4
at Penn St.	01/31/2022	*	34:30	0-7	.000	0-4	.000	2-2	1.000	0	0	0	1.1	0	5	0	0	0	2	10.0
Minnesota	02/06/2022	*	35:43	2-7	.286	2-7	.286	0-0	.000	0	2	2	1.1	2	1	0	0	1	6	9.8
at Maryland	02/10/2022	*	30:52	10-16	.625	10-16	.625	0-0	.000	0	3	3	1.2	1	5	0	0	2	30	10.7
Nebraska	02/13/2022	*	24:15	3-7	.429	2-5	.400	2-2	1.000	0	3	3	1.3	0	3	1	0	1	10	10.7
<b>Totals</b>		<b>24</b>	<b>631:51</b>	<b>75-198</b>	<b>.379</b>	<b>59-157</b>	<b>.376</b>	<b>47-53</b>	<b>.887</b>	<b>2</b>	<b>29</b>	<b>31</b>	<b>1.3</b>	<b>33</b>	<b>41</b>	<b>14</b>	<b>0</b>	<b>17</b>	<b>256</b>	<b>10.7</b>

**CAREER STATISTICS**

YEAR	G/GS	FG-A	PCT	3-PT	PCT	FT-A	PCT	REB	AVG	PF-FO	AST	TO	BLK	STL	PTS	AVG
Fresh.	34/28	118-304	.388	89-214	.416	47-55	.855	76	2.2	55-0	175	76	2	29	372	10.9
Soph.	33/33	137-324	.423	96-223	.430	75-83	.904	74	2.2	59-0	178	68	0	22	445	13.5
Junior	35/35	112-294	.381	79-206	.383	102-117	.880	84	2.4	61-0	118	58	0	23	405	11.6
Senior	10/6	25-84	.298	20-61	.328	18-18	1.000	16	1.6	17-0	33	11	0	8	88	8.8
RS-Sen.	31/31	100-257	.389	80-205	.390	48-54	.889	96	3.1	35-0	135	44	0	16	328	10.6
Sixth Yr.	24/24	75-198	.379	59-157	.376	47-53	.887	31	1.3	33-0	41	14	0	17	256	10.7
<b>TOTALS</b>	<b>167/157</b>	<b>567-1461</b>	<b>.388</b>	<b>423-1066</b>	<b>.397</b>	<b>337-380</b>	<b>.887</b>	<b>377</b>	<b>2.3</b>	<b>260-0</b>	<b>680</b>	<b>271</b>	<b>2</b>	<b>115</b>	<b>1,894</b>	<b>11.3</b>

## GAME 25: IOWA vs MICHIGAN



### LUC LAKETA

#25 • Guard  
 6-5 • 180 • Freshman  
 Concord, Michigan  
 Hanover Horton HS

#### SEASON HIGHS

POINTS.....3, 2X, LAST VS. WESTERN MICHIGAN (11/22/21)  
 FGM.....1, 2X, LAST VS. WESTERN MICHIGAN (11/22/21)  
 FGA.....1, 4X, LAST VS. PORTLAND STATE (11/26/21)  
 3-PT FGM.....1, 2X, LAST VS. WESTERN MICHIGAN (11/22/21)  
 3-PT FGA.....1, 3X, LAST VS. WESTERN MICHIGAN (11/22/21)  
 FTM .....  
 FTA.....  
 REB..... 1 VS. PORTLAND STATE (11/26/21)  
 AST..... 1 VS. SE LOUISIANA (12/21/21)  
 STL..... 1 VS. WESTERN MICHIGAN (11/22/21)  
 BLK.....  
 MIN..... 6 VS. WESTERN MICHIGAN (11/22/21)

#### CAREER HIGHS

POINTS.....3, 2X, LAST VS. WESTERN MICHIGAN (11/22/21)  
 FGM.....1, 2X, LAST VS. WESTERN MICHIGAN (11/22/21)  
 FGA.....1, 4X, LAST VS. PORTLAND STATE (11/26/21)  
 3-PT FGM.....1, 2X, LAST VS. WESTERN MICHIGAN (11/22/21)  
 3-PT FGA.....1, 3X, LAST VS. WESTERN MICHIGAN (11/22/21)  
 FTM .....  
 FTA.....  
 REB..... 1 VS. PORTLAND STATE (11/26/21)  
 AST..... 1 VS. SE LOUISIANA (12/21/21)  
 STL..... 1 VS. WESTERN MICHIGAN (11/22/21)  
 BLK.....  
 MIN..... 6 VS. WESTERN MICHIGAN (11/22/21)

Opponent	Date	GS	MIN	Total		3-Pointers		Free throws		Rebounds			PF			A	TO	BLK	STL	PTS	AVG
				FG-FGA	PCT	3FG-3FGA	PCT	FT-FTA	PCT	OFF	DEF	TOT	AVG	PF	A						
Longwood	11/09/2021		02:33	0-0	.000	0-0	.000	0-0	.000	0	0	0	0.0	0	0	0	0	0	0	0.0	
Kansas City	11/12/2021		04:45	0-1	.000	0-1	.000	0-0	.000	0	0	0	0.0	0	0	0	0	0	0	0.0	
Alabama St.	11/18/2021		02:17	1-1	1.000	1-1	1.000	0-0	.000	0	0	0	0.0	0	0	0	0	0	3	1.0	
Western Mich.	11/22/2021		06:06	1-1	1.000	1-1	1.000	0-0	.000	0	0	0	0.0	0	0	0	0	1	3	1.5	
Portland St.	11/26/2021		02:11	0-1	.000	0-0	.000	0-0	.000	1	0	1	0.2	0	0	0	0	0	0	1.2	
Southeastern La.	12/21/2021		02:39	0-0	.000	0-0	.000	0-0	.000	0	0	0	0.2	0	1	1	0	0	0	1.0	
Western Ill.	12/29/2021		01:47	0-0	.000	0-0	.000	0-0	.000	0	0	0	0.1	0	0	0	0	0	0	0.9	
at Maryland	02/10/2022		01:43	0-0	.000	0-0	.000	0-0	.000	0	0	0	0.1	0	0	0	0	0	0	0.8	
Nebraska	02/13/2022		01:09	0-0	.000	0-0	.000	0-0	.000	0	0	0	0.1	0	0	0	0	0	0	0.7	
<b>Totals</b>		<b>0</b>	<b>25:10</b>	<b>2-4</b>	<b>.500</b>	<b>2-3</b>	<b>.667</b>	<b>0-0</b>	<b>.000</b>	<b>1</b>	<b>0</b>	<b>1</b>	<b>0.1</b>	<b>0</b>	<b>1</b>	<b>0</b>	<b>1</b>	<b>0</b>	<b>1</b>	<b>6</b>	<b>0.7</b>

#### CAREER STATISTICS

YEAR	G/GS	FG-A	PCT	3-PT	PCT	FT-A	PCT	REB	AVG	PF-FO	AST	TO	BLK	STL	PTS	AVG
Fresh.	9/0	2-4	.500	2-3	.667	0-0	.000	1	0.1	0-0	1	1	0	1	6	0.7



### CONNOR MCCAFFERY

#30 • Guard/Forward  
 6-5 • 205 • RS-Senior  
 Iowa City, Iowa  
 West HS

#### SEASON HIGHS

POINTS.....12 AT PENN STATE (1/31/22)  
 FGM.....4 AT PENN STATE (1/31/22)  
 FGA.....8 AT PENN STATE (1/31/22)  
 3-PT FGM.....4 AT PENN STATE (1/31/22)  
 3-PT FGA.....7 AT PENN STATE (1/31/22)  
 FTM ..... 2, 3X, LAST VS. INDIANA (1/13/22)  
 FTA..... 4 VS. SE LOUISIANA (12/21/21)  
 REB..... 8 VS. SE LOUISIANA (12/21/21)  
 AST..... 7 VS. PORTLAND STATE (11/26/21)  
 STL.....3, 2X, LAST AT PENN STATE (1/31/22)  
 BLK.....  
 MIN..... 22 VS. WESTERN MICHIGAN (11/22/21)

#### CAREER HIGHS

POINTS.....19 VS. CONNECTICUT (11/16/18)  
 FGM.....6 AT MICHIGAN STATE (2/13/21)  
 FGA.....9 AT ILLINOIS (1/29/21)  
 3-PT FGM.....4, 2X, LAST AT PENN STATE (1/31/22)  
 3-PT FGA..... 8 VS. PURDUE (3/3/20)  
 FTM ..... 9 VS. CONNECTICUT (11/16/18)  
 FTA..... 11 VS. CONNECTICUT (11/16/18)  
 REB..... 13 VS. MICHIGAN (1/17/20)  
 AST..... 10 AT MARYLAND (1/7/21)  
 STL..... 3, 9X, LAST AT PENN STATE (1/31/22)  
 BLK..... 1, 8X, LAST VS. ILLINOIS (3/13/21)  
 MIN..... 39 AT MINNESOTA (2/16/20)


Opponent	Date	GS	MIN	Total		3-Pointers		Free throws		Rebounds			PF			A	TO	BLK	STL	PTS	AVG
				FG-FGA	PCT	3FG-3FGA	PCT	FT-FTA	PCT	OFF	DEF	TOT	AVG	PF	A						
Longwood	11/09/2021		13:55	1-1	1.000	1-1	1.000	0-0	.000	1	6	7	7.0	0	0	0	0	0	3	3.0	
Kansas City	11/12/2021		13:03	0-1	.000	0-1	.000	0-0	.000	1	2	3	5.0	1	3	0	0	0	0	1.5	
N.C. Central	11/16/2021		21:08	0-1	.000	0-1	.000	2-2	1.000	0	1	1	3.7	3	3	1	0	1	2	1.7	
Alabama St.	11/18/2021	*	18:11	1-1	1.000	0-0	.000	1-2	.500	2	2	4	3.8	2	3	1	0	1	3	2.0	
Western Mich.	11/22/2021	*	22:13	0-3	.000	0-3	.000	0-0	.000	0	2	2	3.4	1	2	0	0	0	0	1.6	
Portland St.	11/26/2021		18:44	0-1	.000	0-0	.000	0-0	.000	0	3	3	3.3	2	7	0	0	2	0	1.3	
at Virginia	11/29/2021		12:49	0-1	.000	0-1	.000	0-0	.000	1	2	3	3.3	0	2	0	0	0	0	1.1	
at Purdue	12/03/2021		19:09	0-5	.000	0-5	.000	0-0	.000	0	2	2	3.1	2	1	0	0	1	0	1.0	
Illinois	12/06/2021		15:15	1-2	.500	1-2	.500	0-0	.000	0	0	0	2.8	3	1	0	0	1	3	1.2	
at Iowa St.	12/09/2021		08:05	0-0	.000	0-0	.000	0-0	.000	1	0	1	2.6	0	1	1	0	0	0	1.1	
vs Utah St.	12/18/2021		16:22	0-1	.000	0-1	.000	0-0	.000	0	1	1	2.5	1	2	0	0	0	0	1.0	
Southeastern La.	12/21/2021		18:24	1-1	1.000	1-1	1.000	2-4	.500	2	6	8	2.9	1	2	1	0	0	5	1.3	
Western Ill.	12/29/2021		10:14	0-0	.000	0-0	.000	0-0	.000	0	1	1	2.8	0	0	0	0	0	0	1.2	
Maryland	01/03/2022		18:15	0-1	.000	0-1	.000	1-2	.500	0	1	1	2.6	3	1	1	0	1	1	1.2	
at Wisconsin	01/06/2022		14:59	0-0	.000	0-0	.000	0-0	.000	1	0	1	2.5	5	2	0	0	1	0	1.1	
Indiana	01/13/2022		20:10	1-2	.500	1-2	.500	2-2	1.000	0	1	1	2.4	1	1	0	0	3	5	1.4	
at Rutgers	01/19/2022		09:15	0-1	.000	0-1	.000	0-0	.000	0	3	3	2.5	2	0	1	0	0	0	1.3	
Penn St.	01/22/2022		16:24	0-3	.000	0-2	.000	0-0	.000	1	2	3	2.5	1	3	1	0	0	0	1.2	
Purdue	01/27/2022		10:23	0-3	.000	0-3	.000	0-0	.000	0	1	1	2.4	0	1	0	0	0	0	1.2	
at Penn St.	01/31/2022		16:25	4-8	.500	4-7	.571	0-0	.000	1	5	6	2.6	2	0	0	0	3	12	1.7	
at Maryland	02/10/2022		04:21	0-0	.000	0-0	.000	0-0	.000	1	0	1	2.5	1	0	0	0	0	0	1.6	
Nebraska	02/13/2022		19:09	1-4	.250	1-4	.250	0-0	.000	2	2	4	2.6	3	3	1	0	0	3	1.7	
<b>Totals</b>		<b>2</b>	<b>336:53</b>	<b>10-40</b>	<b>.250</b>	<b>9-36</b>	<b>.250</b>	<b>8-12</b>	<b>.667</b>	<b>14</b>	<b>43</b>	<b>57</b>	<b>2.6</b>	<b>34</b>	<b>38</b>	<b>8</b>	<b>0</b>	<b>14</b>	<b>37</b>	<b>1.7</b>	

#### CAREER STATISTICS

YEAR	G/GS	FG-A	PCT	3-PT	PCT	FT-A	PCT	REB	AVG	PF-FO	AST	TO	BLK	STL	PTS	AVG
Fresh.	4/0	2-3	.667	1-2	.500	3-4	.750	4	1.0	2-0	7	4	0	2	8	2.0
RS-Fresh.	34/0	35-97	.361	6-29	.207	73-97	.753	49	1.4	61-0	102	43	3	23	149	4.4
Soph.	31/31	55-160	.344	33-97	.340	50-64	.781	124	4.0	80-2	124	27	3	35	193	6.2
Junior	31/31	33-102	.324	18-65	.277	17-29	.586	97	3.1	81-1	112	30	2	19	101	3.3
Senior	22/2	10-40	.250	9-36	.250	8-12	.667	57	2.6	34-1	38	8	0	14	37	1.7
<b>TOTALS</b>	<b>122/64</b>	<b>135-402</b>	<b>.336</b>	<b>67-229</b>	<b>.293</b>	<b>151-206</b>	<b>.733</b>	<b>331</b>	<b>2.7</b>	<b>258-4</b>	<b>383</b>	<b>112</b>	<b>8</b>	<b>93</b>	<b>488</b>	<b>4.0</b>



**GAME 25: IOWA vs MICHIGAN**



**PATRICK MCCAFFERY**

#22 • Forward  
6-9 • 200 • RS-Soph.  
Iowa City, Iowa  
West HS

**SEASON HIGHS**

POINTS..... 18 vs. MINNESOTA (2/6/22)  
FGM..... 8 vs. MINNESOTA (2/6/22)  
FGA..... 14 vs. MINNESOTA (2/6/22)  
3-PT FGM..... 3, 2X, LAST AT PENN STATE (1/31/22)  
3-PT FGA..... 6, 2X, LAST AT PENN STATE (1/31/22)  
FTM..... 7 AT PURDUE (12/3/21)  
FTA..... 10 AT PURDUE (12/3/21)  
REB..... 7, 3X, LAST vs. MINNESOTA (2/6/22)  
AST..... 4, 3X, LAST vs. NEBRASKA (2/13/22)  
STL..... 3 vs. INDIANA (1/13/22)  
BLK..... 2, 2X, LAST vs. PENN STATE (1/22/22)  
MIN..... 37 AT PENN STATE (1/31/22)


**CAREER HIGHS**

POINTS..... 19 vs. NEBRASKA (3/4/21)  
FGM..... 8, 2X, LAST vs. MINNESOTA (2/6/22)  
FGA..... 14 vs. MINNESOTA (2/6/22)  
3-PT FGM..... 3, 3X, LAST AT PENN STATE (1/31/22)  
3-PT FGA..... 6, 3X, LAST AT PENN STATE (1/31/22)  
FTM..... 7 AT PURDUE (12/3/21)  
FTA..... 10 AT PURDUE (12/3/21)  
REB..... 7, 3X, LAST vs. MINNESOTA (2/6/22)  
AST..... 4, 3X, LAST vs. NEBRASKA (2/13/22)  
STL..... 3 vs. INDIANA (1/13/22)  
BLK..... 2, 4X, LAST vs. PENN STATE (1/22/22)  
MIN..... 37 AT PENN STATE (1/31/22)

Opponent	Date	GS	MIN	Total		3-Pointers		Free throws		Rebounds				PF	A	TO	BLK	STL	PTS	AVG	
				FG	FGA	PCT	3FG	3FGA	PCT	FT	FTA	PCT	OFF								DEF
Longwood	11/09/2021	*	21:41	3-6	.500	0-3	.000	5-6	.833	0	4	4	4.0	0	4	2	0	0	11	11.0	
Kansas City	11/12/2021	*	22:56	5-10	.500	0-1	.000	0-0	.000	1	1	2	3.0	0	2	0	0	1	10	10.5	
N.C. Central	11/16/2021	*	22:53	4-11	.364	1-4	.250	6-6	1.000	1	0	1	2.3	0	1	2	0	0	15	12.0	
Portland St.	11/26/2021	*	19:57	5-10	.500	1-3	.333	3-3	1.000	0	2	2	2.3	0	1	1	0	1	14	12.5	
at Virginia	11/29/2021	*	24:10	3-6	.500	1-1	1.000	0-0	.000	1	2	3	2.4	0	3	0	1	1	7	11.4	
at Purdue	12/03/2021	*	28:09	4-13	.308	0-4	.000	7-10	.700	0	5	5	2.8	2	3	0	0	0	15	12.0	
Illinois	12/06/2021	*	23:56	5-11	.455	2-2	1.000	0-1	.000	1	1	2	2.7	1	0	0	0	0	12	12.0	
at Iowa St.	12/09/2021	*	25:35	2-9	.222	1-5	.200	2-2	1.000	0	4	4	2.9	1	1	1	1	0	7	11.4	
vs Utah St.	12/18/2021	*	21:29	5-9	.556	1-3	.333	1-2	.500	0	6	6	3.2	1	3	1	0	2	12	11.4	
Southeastern La.	12/21/2021	*	25:44	5-10	.500	2-4	.500	4-4	1.000	0	3	3	3.2	0	2	0	0	2	16	11.9	
Western Ill.	12/29/2021	*	23:32	4-8	.500	1-2	.500	2-2	1.000	0	3	3	3.2	0	1	2	2	0	11	11.8	
Maryland	01/03/2022	*	21:45	2-8	.250	1-2	.500	0-0	.000	2	3	5	3.3	0	0	0	0	0	5	11.3	
at Wisconsin	01/06/2022	*	26:28	4-10	.400	0-2	.000	2-3	.667	1	6	7	3.6	4	3	0	1	0	10	11.2	
Indiana	01/13/2022	*	19:50	1-4	.250	0-0	.000	3-4	.750	1	0	1	3.4	0	0	0	0	3	5	10.7	
at Minnesota	01/16/2022	*	31:28	4-11	.364	2-5	.400	2-4	.500	0	3	3	3.4	0	1	1	0	1	12	10.8	
at Rutgers	01/19/2022	*	30:45	4-12	.333	1-5	.200	2-4	.500	1	2	3	3.4	0	2	0	1	1	11	10.8	
Penn St.	01/22/2022	*	27:12	4-9	.444	3-6	.500	0-0	.000	0	2	2	3.3	1	4	0	2	2	11	10.8	
Purdue	01/27/2022	*	29:49	5-9	.556	1-5	.200	0-0	.000	3	1	4	3.3	1	1	0	0	0	11	10.8	
at Penn St.	01/31/2022	*	37:18	6-13	.462	3-6	.500	1-2	.500	1	6	7	3.5	3	1	1	0	1	16	11.1	
Minnesota	02/06/2022	*	29:00	8-14	.571	2-3	.667	0-0	.000	3	4	7	3.7	0	0	0	1	0	18	11.5	
at Maryland	02/10/2022	*	22:31	2-7	.286	1-4	.250	1-2	.500	0	2	2	3.6	1	3	1	0	0	6	11.2	
Nebraska	02/13/2022	*	25:01	3-10	.300	0-4	.000	3-4	.750	1	4	5	3.7	1	4	1	0	2	9	11.1	
<b>Totals</b>			<b>22</b>	<b>561:10</b>	<b>88-210</b>	<b>.419</b>	<b>24-74</b>	<b>.324</b>	<b>44-59</b>	<b>.746</b>	<b>17</b>	<b>64</b>	<b>81</b>	<b>3.7</b>	<b>16</b>	<b>40</b>	<b>13</b>	<b>9</b>	<b>17</b>	<b>244</b>	<b>11.1</b>

**CAREER STATISTICS**

YEAR	G/GS	FG-A	PCT	3-PT	PCT	FT-A	PCT	REB	AVG	PF-FO	AST	TO	BLK	STL	PTS	AVG
Fresh.	2/0	3-10	.300	0-4	.000	0-0	.000	5	2.5	2-0	1	0	0	1	6	3.0
RS-Fresh.	31/0	60-137	.438	13-43	.302	29-41	.707	83	2.7	20-0	28	13	12	11	162	5.2
Soph.	22/22	88-210	.419	24-74	.324	44-59	.746	81	3.7	16-0	40	13	9	17	244	11.1
<b>TOTALS</b>	<b>55/22</b>	<b>151-357</b>	<b>.423</b>	<b>37-121</b>	<b>.306</b>	<b>73-100</b>	<b>.730</b>	<b>169</b>	<b>3.1</b>	<b>38-0</b>	<b>69</b>	<b>26</b>	<b>21</b>	<b>29</b>	<b>412</b>	<b>7.5</b>



**RILEY MULVEY**

#44 • Forward  
6-11 • 245 • Freshman  
Rotterdam, New York  
St. Thomas More

**SEASON HIGHS**

POINTS..... 8 vs. WESTERN MICHIGAN (11/22/21)  
FGM..... 3 vs. WESTERN MICHIGAN (11/22/21)  
FGA..... 5 vs. WESTERN MICHIGAN (11/22/21)  
3-PT FGM.....  
3-PT FGA.....  
FTM..... 2, 2X, LAST vs. WESTERN MICHIGAN (11/22/21)  
FTA..... 2, 2X, LAST vs. WESTERN MICHIGAN (11/22/21)  
REB..... 5 vs. ALABAMA STATE (11/18/21)  
AST..... 1, 2X, LAST vs. SE LOUISIANA (12/21/21)  
STL.....  
BLK..... 1, 2X, LAST vs. WESTERN ILLINOIS (12/29/21)  
MIN..... 13 vs. WESTERN MICHIGAN (11/22/21)

**CAREER HIGHS**

POINTS..... 8 vs. WESTERN MICHIGAN (11/22/21)  
FGM..... 3 vs. WESTERN MICHIGAN (11/22/21)  
FGA..... 5 vs. WESTERN MICHIGAN (11/22/21)  
3-PT FGM.....  
3-PT FGA.....  
FTM..... 2, 2X, LAST vs. WESTERN MICHIGAN (11/22/21)  
FTA..... 2, 2X, LAST vs. WESTERN MICHIGAN (11/22/21)  
REB..... 5 vs. ALABAMA STATE (11/18/21)  
AST..... 1, 2X, LAST vs. SE LOUISIANA (12/21/21)  
STL.....  
BLK..... 1, 2X, LAST vs. WESTERN ILLINOIS (12/29/21)  
MIN..... 13 vs. WESTERN MICHIGAN (11/22/21)

Opponent	Date	GS	MIN	Total		3-Pointers		Free throws		Rebounds				PF	A	TO	BLK	STL	PTS	AVG	
				FG	FGA	PCT	3FG	3FGA	PCT	FT	FTA	PCT	OFF								DEF
Longwood	11/09/2021		10:07	0-1	.000	0-0	.000	0-0	.000	0	1	1	1.0	2	1	0	0	0	0	0.0	
Kansas City	11/12/2021		05:28	0-0	.000	0-0	.000	0-0	.000	0	1	1	1.0	1	0	0	1	0	0	0.0	
Alabama St.	11/18/2021		08:30	0-0	.000	0-0	.000	2-2	1.000	0	5	5	2.3	0	0	1	0	0	2	0.7	
Western Mich.	11/22/2021		13:29	3-5	.600	0-0	.000	2-2	1.000	2	2	4	2.8	1	0	1	0	0	8	2.5	
Portland St.	11/26/2021		02:11	0-0	.000	0-0	.000	0-0	.000	0	0	0	0.2	0	0	0	0	0	0	0.2	
at Purdue	12/03/2021		02:50	0-0	.000	0-0	.000	0-0	.000	0	1	1	2.0	2	0	1	0	0	0	1.7	
vs Utah St.	12/18/2021		02:09	0-0	.000	0-0	.000	0-0	.000	0	0	0	0.7	0	0	0	0	0	0	1.4	
Southeastern La.	12/21/2021		04:39	1-1	1.000	0-0	.000	0-0	.000	2	0	2	1.8	1	1	0	0	0	2	1.5	
Western Ill.	12/29/2021		02:15	0-0	.000	0-0	.000	0-0	.000	0	0	0	1.6	0	0	0	1	0	0	1.3	
at Wisconsin	01/06/2022		05:58	1-1	1.000	0-0	.000	0-0	.000	0	1	1	1.5	1	0	0	0	0	2	1.4	
Indiana	01/13/2022		01:08	0-0	.000	0-0	.000	0-0	.000	0	0	0	1.4	2	0	1	0	0	0	1.3	
at Maryland	02/10/2022		03:46	0-0	.000	0-0	.000	0-0	.000	0	0	0	1.3	1	0	0	0	0	0	1.2	
Nebraska	02/13/2022		02:00	0-0	.000	0-0	.000	0-0	.000	0	0	0	1.2	0	0	0	0	0	0	1.1	
<b>Totals</b>			<b>0</b>	<b>64:30</b>	<b>5-8</b>	<b>.625</b>	<b>0-0</b>	<b>.000</b>	<b>4-4</b>	<b>1.000</b>	<b>4</b>	<b>11</b>	<b>15</b>	<b>1.2</b>	<b>11</b>	<b>2</b>	<b>4</b>	<b>2</b>	<b>0</b>	<b>14</b>	<b>1.1</b>

**CAREER STATISTICS**

YEAR	G/GS	FG-A	PCT	3-PT	PCT	FT-A	PCT	REB	AVG	PF-FO	AST	TO	BLK	STL	PTS	AVG
Fresh.	12/0	5-8	.625	0-0	.000	4-4	1.000	15	1.2	11-0	2	4	2	0	14	1.1

## GAME 25: IOWA vs MICHIGAN



### KEEGAN MURRAY

**#15 • Forward**  
**6-8 • 225 • Sophomore**  
 Cedar Rapids, Iowa  
 Prairie HS

#### SEASON HIGHS

POINTS..... 35, 2X, LAST VS. MARYLAND (1/3/22)  
 FGM..... 14 VS. MARYLAND (1/3/22)  
 FGA..... 21 VS. MARYLAND (1/3/22)  
 3-PT FGM..... 5 VS. MARYLAND (1/3/22)  
 3-PT FGA..... 7, 2X, LAST AT PENN STATE (1/31/22)  
 FTM..... 9 VS. N.C. CENTRAL (11/16/21)  
 FTA..... 10, 2X, LAST AT PENN STATE (1/31/22)  
 REB..... 21 VS. N.C. CENTRAL (11/16/21)  
 AST..... 4 VS. ALABAMA STATE (11/18/21)  
 STL..... 3, 5X, LAST VS. NEBRASKA (2/13/22)  
 BLK..... 5 VS. LONGWOOD (11/9/21)  
 MIN..... 39, 2X, LAST VS. MINNESOTA (2/6/22)

#### CAREER HIGHS

POINTS..... 35, 2X, LAST VS. MARYLAND (1/3/22)  
 FGM..... 14 VS. MARYLAND (1/3/22)  
 FGA..... 21 VS. MARYLAND (1/3/22)  
 3-PT FGM..... 5 VS. MARYLAND (1/3/22)  
 3-PT FGA..... 7, 2X, LAST AT PENN STATE (1/31/22)  
 FTM..... 9 VS. N.C. CENTRAL (11/16/21)  
 FTA..... 10, 2X, LAST AT PENN STATE (1/31/22)  
 REB..... 21 VS. N.C. CENTRAL (11/16/21)  
 AST..... 4 VS. ALABAMA STATE (11/18/21)  
 STL..... 3, 6X, LAST VS. NEBRASKA (2/13/22)  
 BLK..... 5 VS. LONGWOOD (11/9/21)  
 MIN..... 39, 2X, LAST VS. MINNESOTA (2/6/22)

Opponent	Date	GS	MIN	Total			3-Pointers			Free throws		Rebounds				PF	A	TO	BLK	STL	PTS	AVG
				FG-FGA	PCT	3FG-3FGA	PCT	FT-FTA	PCT	OFF	DEF	TOT	AVG									
Longwood	11/09/2021	*	17:29	8-10	.800	3-4	.750	5-5	1.000	2	5	7	7.0	3	1	0	5	0	24	24.0		
Kansas City	11/12/2021	*	22:53	9-15	.600	1-3	.333	6-6	1.000	0	4	4	5.5	2	1	2	1	3	25	24.5		
N.C. Central	11/16/2021	*	37:17	9-19	.474	0-4	.000	9-10	.900	9	12	21	10.7	2	2	4	0	27	25.3			
Alabama St.	11/18/2021	*	21:47	10-16	.625	2-5	.400	4-5	.800	2	4	6	9.5	1	4	2	1	1	26	25.5		
Western Mich.	11/22/2021	*	21:21	10-14	.714	2-4	.500	7-9	.778	3	3	6	8.8	0	0	0	3	2	29	26.2		
Portland St.	11/26/2021	*	27:02	10-16	.625	1-5	.200	2-2	1.000	3	6	9	8.8	1	0	0	1	2	23	25.7		
at Virginia	11/29/2021	*	35:49	7-13	.538	1-4	.250	3-5	.600	2	7	9	8.9	1	3	2	1	0	18	24.6		
Illinois	12/06/2021	*	29:46	7-15	.467	1-4	.250	4-7	.571	1	1	2	8.0	1	0	1	2	3	19	23.9		
at Iowa St.	12/09/2021	*	37:25	4-17	.235	1-6	.167	0-0	.000	6	1	7	7.9	3	1	1	2	3	9	22.2		
vs Utah St.	12/18/2021	*	29:14	13-17	.765	2-5	.400	7-8	.875	3	4	7	7.8	1	1	1	1	2	35	23.5		
Southeastern La.	12/21/2021	*	24:17	8-13	.615	1-5	.200	3-3	1.000	3	7	10	8.0	2	1	1	0	0	20	23.2		
Western Ill.	12/29/2021	*	34:51	13-20	.650	1-4	.250	2-3	.667	2	8	10	8.2	1	3	1	3	3	29	23.7		
Maryland	01/03/2022	*	38:06	14-21	.667	5-6	.833	2-3	.667	4	4	8	8.2	1	1	1	3	1	35	24.5		
at Wisconsin	01/06/2022	*	35:17	10-16	.625	2-4	.500	5-9	.556	1	4	5	7.9	0	0	3	3	1	27	24.7		
Indiana	01/13/2022	*	22:18	5-9	.556	1-3	.333	1-2	.500	3	6	9	8.0	4	0	1	2	1	12	23.9		
at Minnesota	01/16/2022	*	36:04	11-17	.647	1-3	.333	2-3	.667	4	6	10	8.1	2	0	0	2	2	25	23.9		
at Rutgers	01/19/2022	*	35:22	5-14	.357	2-6	.333	1-2	.500	3	10	13	8.4	4	1	2	2	1	13	23.3		
Penn St.	01/22/2022	*	39:44	4-12	.333	1-7	.143	6-8	.750	2	6	8	8.4	1	2	1	3	1	15	22.8		
Purdue	01/27/2022	*	28:41	4-11	.364	2-5	.400	4-4	1.000	2	7	9	8.4	3	1	1	1	1	14	22.4		
at Penn St.	01/31/2022	*	30:42	6-18	.333	2-7	.286	7-10	.700	4	2	6	8.3	4	0	1	1	1	21	22.3		
Minnesota	02/06/2022	*	39:15	9-18	.500	2-4	.500	4-7	.571	2	13	15	8.6	1	3	1	2	1	24	22.4		
at Maryland	02/10/2022	*	29:37	12-14	.857	2-3	.667	4-7	.571	1	6	7	8.5	1	1	2	2	0	30	22.7		
Nebraska	02/13/2022	*	28:49	15-21	.714	3-4	.750	4-5	.800	3	3	6	8.4	0	0	0	2	3	37	23.3		
<b>Totals</b>			<b>23 703:06</b>	<b>203-356</b>	<b>.570</b>	<b>39-105</b>	<b>.371</b>	<b>92-123</b>	<b>.748</b>	<b>65</b>	<b>129</b>	<b>194</b>	<b>8.4</b>	<b>39</b>	<b>26</b>	<b>26</b>	<b>47</b>	<b>32</b>	<b>537</b>	<b>23.3</b>		

#### CAREER STATISTICS

YEAR	G/GS	FG-A	PCT	3-PT	PCT	FT-A	PCT	REB	AVG	PF-FO	AST	TO	BLK	STL	PTS	AVG
Fresh.	31/4	84-166	.506	16-54	.296	40-53	.755	158	5.1	58-1	17	20	39	26	224	7.2
Soph.	23/23	203-356	.570	39-105	.371	92-123	.748	194	8.4	39-0	26	26	47	32	537	23.3
<b>TOTALS</b>	<b>54/27</b>	<b>287-522</b>	<b>.550</b>	<b>55-159</b>	<b>.346</b>	<b>132-176</b>	<b>.750</b>	<b>352</b>	<b>6.5</b>	<b>97-1</b>	<b>43</b>	<b>46</b>	<b>86</b>	<b>58</b>	<b>761</b>	<b>14.1</b>



### KRIS MURRAY

**#24 • Forward**  
**6-8 • 225 • Sophomore**  
 Cedar Rapids, Iowa  
 Prairie HS

#### SEASON HIGHS

POINTS..... 29 VS. INDIANA (1/13/22)  
 FGM..... 12 VS. INDIANA (1/13/22)  
 FGA..... 18 VS. INDIANA (1/13/22)  
 3-PT FGM..... 3, 3X, LAST VS. PENN STATE (1/22/22)  
 3-PT FGA..... 6 VS. PURDUE (1/27/22)  
 FTM..... 9 VS. PURDUE (1/27/22)  
 FTA..... 9 VS. PURDUE (1/27/22)  
 REB..... 11 VS. INDIANA (1/13/22)  
 AST..... 3 AT PENN STATE (1/31/22)  
 STL..... 3 VS. INDIANA (1/13/22)  
 BLK..... 3 VS. INDIANA (1/13/22)  
 MIN..... 29 VS. INDIANA (1/13/22)

#### CAREER HIGHS

POINTS..... 29 VS. INDIANA (1/13/22)  
 FGM..... 12 VS. INDIANA (1/13/22)  
 FGA..... 18 VS. INDIANA (1/13/22)  
 3-PT FGM..... 3, 3X, LAST VS. PENN STATE (1/22/22)  
 3-PT FGA..... 6 VS. PURDUE (1/27/22)  
 FTM..... 9 VS. PURDUE (1/27/22)  
 FTA..... 9 VS. PURDUE (1/27/22)  
 REB..... 11 VS. INDIANA (1/13/22)  
 AST..... 3 AT PENN STATE (1/31/22)  
 STL..... 3 VS. INDIANA (1/13/22)  
 BLK..... 3 VS. INDIANA (1/13/22)  
 MIN..... 29 VS. INDIANA (1/13/22)

Opponent	Date	GS	MIN	Total			3-Pointers			Free throws		Rebounds				PF	A	TO	BLK	STL	PTS	AVG
				FG-FGA	PCT	3FG-3FGA	PCT	FT-FTA	PCT	OFF	DEF	TOT	AVG									
Longwood	11/09/2021		17:23	7-9	.778	2-4	.500	0-1	.000	2	5	7	7.0	2	1	1	2	1	16	16.0		
Kansas City	11/12/2021		12:29	3-7	.429	0-0	.000	0-2	.000	2	3	5	6.0	1	1	0	1	0	6	11.0		
Alabama St.	11/18/2021		17:24	6-10	.600	3-5	.600	2-3	.667	6	2	8	6.7	2	2	1	0	0	17	13.0		
Western Mich.	11/22/2021		22:57	6-6	.500	2-3	.667	4-4	1.000	1	7	8	7.0	1	0	0	1	2	12	12.8		
Portland St.	11/26/2021		19:45	5-9	.556	2-2	1.000	1-2	.500	3	3	6	6.8	1	2	0	1	1	13	12.8		
at Virginia	11/29/2021		17:00	2-7	.286	2-4	.500	0-0	.000	1	1	2	6.0	1	0	1	0	0	6	11.7		
at Purdue	12/03/2021	*	25:51	5-10	.500	2-4	.500	0-0	.000	0	4	4	5.7	4	0	1	0	1	12	11.7		
Illinois	12/06/2021		16:54	3-8	.375	0-3	.000	2-2	1.000	2	3	5	5.6	2	2	0	0	0	8	11.3		
at Iowa St.	12/09/2021		15:55	2-6	.333	0-3	.000	0-0	.000	3	3	6	5.7	3	1	1	2	2	4	10.4		
vs Utah St.	12/18/2021		19:11	6-8	.750	3-4	.750	2-4	.500	2	2	4	5.5	3	2	0	1	2	17	11.1		
Southeastern La.	12/21/2021		10:15	0-3	.000	0-2	.000	1-2	.500	1	0	1	5.1	1	1	0	1	0	1	10.2		
Western Ill.	12/29/2021		13:03	3-7	.429	0-0	.000	0-0	.000	3	1	4	5.0	3	0	2	2	0	6	9.8		
Maryland	01/03/2022		09:33	0-2	.000	0-2	.000	1-2	.500	0	1	1	4.7	1	1	1	1	0	1	9.2		
at Wisconsin	01/06/2022		20:41	5-10	.500	2-5	.400	0-0	.000	0	3	3	4.6	3	2	1	2	2	12	9.4		
Indiana	01/13/2022		29:16	12-18	.667	2-5	.400	3-4	.750	6	5	11	5.0	2	2	1	3	3	29	10.7		
at Minnesota	01/16/2022		11:19	2-4	.500	0-2	.000	1-3	.333	1	1	2	4.8	2	1	1	1	0	5	10.3		
at Rutgers	01/19/2022		10:48	0-5	.000	0-3	.000	0-0	.000	0	0	0	4.5	2	0	0	2	0	0	9.7		
Penn St.	01/22/2022		20:18	3-5	.600	3-5	.600	4-6	.667	2	2	4	4.5	2	2	1	0	2	13	9.9		
Purdue	01/27/2022		24:16	6-15	.400	2-6	.333	9-9	1.000	3	2	5	4.5	5	0	1	0	1	23	10.6		
at Penn St.	01/31/2022		25:29	3-7	.429	1-3	.333	1-3	.333	1	3	4	4.5	4	3	3	1	0	8	10.5		
Minnesota	02/06/2022		14:41	1-5	.200	1-2	.500	0-0	.000	1	1	2	4.4	3	2	0	2	0	3	10.1		
at Maryland	02/10/2022		13:01	2-3	.667	1-2	.500	3-4	.750	2	3	5	4.4	1	1	0	1	2	8	10.0		
Nebraska	02/13/2022		19:32	5-7	.714	1-2	.500	1-1	1.000	1	6	7	4.5	4	1	0	2	0	12	10.1		
<b>Totals</b>			<b>1 407:01</b>	<b>84-171</b>	<b>.491</b>	<b>29-71</b>	<b>.408</b>	<b>35-52</b>	<b>.673</b>	<b>43</b>	<b>61</b>	<b>104</b>	<b>4.5</b>	<b>53</b>	<b>27</b>	<b>16</b>	<b>26</b>	<b>19</b>	<b>232</b>	<b>10.1</b>		

#### CAREER STATISTICS

YEAR	G/GS	FG-A	PCT	3-PT	PCT	FT-A	PCT	REB	AVG	PF-FO	AST	TO	BLK	STL	PTS	AVG
Fresh.	13/0	3-13	.231	0-5	.000	2-2	1.000	8	0.6	3-0	1	2	1	1	8	0.6
Soph.	23/1	84-171	.491	29-71	.408	35-52	.673	104	4.5	53-1	27	16	26	19	232	10.1
<b>TOTALS</b>	<b>36/1</b>	<b>87-184</b>	<b>.473</b>	<b>29-76</b>	<b>.382</b>	<b>37-54</b>	<b>.685</b>	<b>112</b>	<b>3.1</b>	<b>56-1</b>	<b>28</b>	<b>18</b>	<b>27</b>	<b>20</b>	<b>240</b>	<b>6.7</b>

## GAME 25: IOWA vs MICHIGAN



### JOSH OGUNDELE

#23 • Center  
6-11 • 265 • Sophomore  
London, England  
Worcester Academy (MA)

### SEASON HIGHS

POINTS	7 AT PURDUE (12/3/21)
FGM	3 AT PURDUE (12/3/21)
FGA	4 AT PURDUE (12/3/21)
3-PT FGM	
3-PT FGA	
FTM	1, 3X, LAST AT WISCONSIN (1/6/22)
FTA	3, 2X, LAST AT PURDUE (12/3/21)
REB	5 AT PURDUE (12/3/21)
AST	
STL	2 VS. PORTLAND STATE (11/26/21)
BLK	2 VS. ILLINOIS (12/6/21)
MIN	16 AT PURDUE (12/3/21)

### CAREER HIGHS

POINTS	7 AT PURDUE (12/3/21)
FGM	3 AT PURDUE (12/3/21)
FGA	4 AT PURDUE (12/3/21)
3-PT FGM	
3-PT FGA	
FTM	1, 4X, LAST AT PURDUE (12/3/21)
FTA	3, 2X, LAST AT PURDUE (12/3/21)
REB	5 AT PURDUE (12/3/21)
AST	
STL	2 VS. PORTLAND STATE (11/26/21)
BLK	2 VS. ILLINOIS (12/6/21)
MIN	16 AT PURDUE (12/3/21)

Opponent	Date	GS	MIN	Total		3-Pointers		Free throws		Rebounds				PF	A	TO	BLK	STL	PTS	AVG
				FG-FGA	PCT	3FG-3FGA	PCT	FT-FTA	PCT	OFF	DEF	TOT	AVG							
Kansas City	11/12/2021		05:28	1-2	.500	0-0	.000	0-0	.000	0	3	3	3.0	0	0	0	1	0	2	2.0
N.C. Central	11/16/2021		00:51	0-0	.000	0-0	.000	0-0	.000	0	1	1	2.0	2	0	0	0	0	0	1.0
Alabama St.	11/18/2021		07:57	0-0	.000	0-0	.000	0-0	.000	1	1	2	2.0	0	0	2	0	0	0.7	
Portland St.	11/26/2021		04:01	0-1	.000	0-0	.000	1-3	.333	1	1	2	2.0	0	0	0	0	2	1.0	
at Purdue	12/03/2021		16:20	3-4	.750	0-0	.000	1-3	.333	1	4	5	2.6	3	0	1	0	0	7.2	
Illinois	12/06/2021		01:54	0-0	.000	0-0	.000	0-0	.000	0	0	0	2.2	0	0	0	2	0	1.7	
at Iowa St.	12/09/2021		02:12	0-0	.000	0-0	.000	0-0	.000	0	0	0	1.9	1	0	0	1	0	1.4	
vs Utah St.	12/18/2021		02:24	1-1	1.000	0-0	.000	0-0	.000	0	0	0	1.6	0	0	0	0	0	2.5	
Southeastern La.	12/21/2021		00:53	0-0	.000	0-0	.000	0-0	.000	0	0	0	1.4	0	0	1	0	0	1.3	
at Wisconsin	01/06/2022		04:20	1-2	.500	0-0	.000	1-1	1.000	1	0	1	1.4	1	0	0	1	0	3.5	
Indiana	01/13/2022		07:26	0-2	.000	0-0	.000	0-0	.000	0	0	0	1.3	3	0	0	0	0	1.4	
Purdue	01/27/2022		04:30	1-1	1.000	0-0	.000	0-0	.000	0	1	1	1.3	2	0	0	0	0	2.4	
at Maryland	02/10/2022		03:46	1-1	1.000	0-0	.000	0-0	.000	0	1	1	1.2	2	0	1	0	0	2.5	
Nebraska	02/13/2022		03:23	1-2	.500	0-0	.000	0-0	.000	0	0	0	1.1	0	0	0	0	0	2.5	
<b>Totals</b>		<b>0</b>	<b>65:25</b>	<b>9-16</b>	<b>.563</b>	<b>0-0</b>	<b>.000</b>	<b>3-7</b>	<b>.429</b>	<b>4</b>	<b>12</b>	<b>16</b>	<b>1.1</b>	<b>14</b>	<b>0</b>	<b>5</b>	<b>5</b>	<b>2</b>	<b>21</b>	<b>1.5</b>

### CAREER STATISTICS

YEAR	G/GS	FG-A	PCT	3-PT	PCT	FT-A	PCT	REB	AVG	PF-FO	AST	TO	BLK	STL	PTS	AVG
Fresh.	8/0	3-6	.500	0-0	.000	1-4	.250	8	1.0	5-0	0	0	0	0	7	0.9
Soph.	14/0	9-16	.563	0-0	.000	3-7	.429	16	1.1	14-0	0	5	5	2	19	1.5
<b>TOTALS</b>	<b>22/0</b>	<b>12-22</b>	<b>.545</b>	<b>0-0</b>	<b>.000</b>	<b>4-11</b>	<b>.364</b>	<b>24</b>	<b>1.1</b>	<b>19-0</b>	<b>0</b>	<b>5</b>	<b>5</b>	<b>2</b>	<b>26</b>	<b>1.3</b>



### TONY PERKINS

#11 • Guard  
6-4 • 210 • Sophomore  
Indianapolis, Ind.  
Lawrence North

### SEASON HIGHS

POINTS	16 VS. ILLINOIS (12/6/21)
FGM	6 VS. ILLINOIS (12/6/21)
FGA	11 AT PURDUE (12/3/21)
3-PT FGM	2, 2X, LAST VS. ILLINOIS (12/6/21)
3-PT FGA	4 VS. UTAH STATE (12/18/21)
FTM	4, 2X, LAST VS. WESTERN MICHIGAN (11/22/21)
FTA	4, 3X, LAST VS. WESTERN MICHIGAN (11/22/21)
REB	5 VS. LONGWOOD (11/9/21)
AST	4 VS. UTAH STATE (12/18/21)
STL	3, 2X, LAST VS. N.C. CENTRAL (11/16/21)
BLK	1, 2X, LAST VS. UTAH STATE (12/18/21)
MIN	26 AT IOWA STATE (12/9/21)

### CAREER HIGHS

POINTS	16 VS. ILLINOIS (12/6/21)
FGM	6, VS. ILLINOIS (12/6/21)
FGA	11 AT PURDUE (12/3/21)
3-PT FGM	2, 2X, LAST VS. ILLINOIS (12/6/21)
3-PT FGA	4 VS. UTAH STATE (12/18/21)
FTM	4, 2X, LAST VS. WESTERN MICHIGAN (11/22/21)
FTA	4, 4X, LAST VS. WESTERN MICHIGAN (11/22/21)
REB	7 VS. N. ILLINOIS (12/13/20)
AST	4, VS. UTAH STATE (12/18/21)
STL	4 VS. UTAH STATE (12/18/21)
BLK	1, 3X, LAST VS. UTAH STATE (12/18/21)
MIN	26 AT IOWA STATE (12/9/21)


Opponent	Date	GS	MIN	Total		3-Pointers		Free throws		Rebounds				PF	A	TO	BLK	STL	PTS	AVG
				FG-FGA	PCT	3FG-3FGA	PCT	FT-FTA	PCT	OFF	DEF	TOT	AVG							
Longwood	11/09/2021		19:04	1-7	.143	0-2	.000	4-4	1.000	1	4	5	5.0	3	2	2	1	0	6	6.0
Kansas City	11/12/2021		14:00	1-3	.333	0-0	.000	3-3	1.000	1	2	3	4.0	2	0	2	0	3	5	5.5
N.C. Central	11/16/2021		19:52	4-7	.571	2-2	1.000	3-4	.750	1	1	2	3.3	1	1	0	0	3	13	8.0
Alabama St.	11/18/2021		15:53	2-6	.333	1-3	.333	0-0	.000	1	1	2	3.0	0	3	0	0	0	5	7.3
Western Mich.	11/22/2021		16:51	5-6	.833	1-1	1.000	4-4	1.000	0	0	0	2.4	2	1	0	0	2	15	8.8
Portland St.	11/26/2021		13:13	4-6	.667	0-0	.000	2-2	1.000	1	1	2	2.3	2	0	2	0	0	10	9.0
at Virginia	11/29/2021		09:18	2-3	.667	0-0	.000	0-0	.000	0	1	1	2.1	1	0	1	0	1	4	8.3
at Purdue	12/03/2021		22:41	5-11	.455	1-2	.500	3-3	1.000	1	1	2	2.1	2	1	2	0	2	14	9.0
Illinois	12/06/2021		23:52	6-8	.750	2-3	.667	2-3	.667	0	0	0	1.9	3	0	0	0	1	16	9.8
at Iowa St.	12/09/2021		25:42	3-10	.300	0-3	.000	3-3	1.000	1	0	1	1.8	3	1	0	0	1	9	9.7
vs Utah St.	12/18/2021		18:23	0-5	.000	0-4	.000	2-2	1.000	0	3	3	1.9	2	4	0	1	2	2	9.0
Southeastern La.	12/21/2021		19:27	3-8	.375	1-3	.333	1-2	.500	1	0	1	1.8	1	1	1	0	1	8	8.9
Western Ill.	12/29/2021		21:21	2-4	.500	0-0	.000	0-0	.000	0	3	3	1.9	1	2	1	0	0	4	8.5
Maryland	01/03/2022		13:37	2-6	.333	0-2	.000	2-2	1.000	0	2	2	1.9	3	2	1	0	1	6	8.4
at Wisconsin	01/06/2022		10:58	0-4	.000	0-1	.000	0-0	.000	1	0	1	1.9	2	1	0	0	0	0	7.8
Indiana	01/13/2022		11:18	3-5	.600	0-0	.000	2-2	1.000	0	1	1	1.8	1	1	3	0	1	8	7.8
at Minnesota	01/16/2022		12:14	2-3	.667	0-0	.000	1-1	1.000	0	2	2	1.8	1	1	1	0	0	5	7.6
at Rutgers	01/19/2022		09:30	0-2	.000	0-1	.000	0-0	.000	0	0	0	1.7	1	0	1	0	1	0	7.2
Penn St.	01/22/2022		14:36	2-7	.286	0-3	.000	0-0	.000	3	1	4	1.8	3	0	0	0	0	4	7.1
Purdue	01/27/2022		15:47	1-5	.200	0-1	.000	0-0	.000	1	1	2	1.9	3	1	0	0	0	2	6.8
at Penn St.	01/31/2022		16:10	2-4	.500	0-0	.000	0-0	.000	1	1	2	1.9	1	1	1	0	1	4	6.7
Minnesota	02/06/2022	*	18:22	1-4	.250	0-1	.000	0-0	.000	0	0	0	1.8	0	1	3	0	0	2	6.5
at Maryland	02/10/2022	*	15:51	2-4	.500	0-0	.000	1-2	.500	1	3	4	1.9	0	3	1	0	1	5	6.4
Nebraska	02/13/2022	*	10:45	2-3	.667	0-1	.000	0-0	.000	0	0	0	1.8	2	0	0	0	0	4	6.3
<b>Totals</b>		<b>3</b>	<b>388:45</b>	<b>55-131</b>	<b>.420</b>	<b>8-33</b>	<b>.242</b>	<b>33-37</b>	<b>.892</b>	<b>15</b>	<b>28</b>	<b>43</b>	<b>1.8</b>	<b>40</b>	<b>27</b>	<b>22</b>	<b>2</b>	<b>21</b>	<b>151</b>	<b>6.3</b>

### CAREER STATISTICS

YEAR	G/GS	FG-A	PCT	3-PT	PCT	FT-A	PCT	REB	AVG	PF-FO	AST	TO	BLK	STL	PTS	AVG
Fresh.	24/0	15-33	.455	1-3	.333	7-15	.467	31	1.3	21-0	16	3	1	5	38	1.6
Soph.	24/3	55-131	.420	8-33	.242	33-37	.892	43	1.8	40-0	27	22	2	21	151	6.3
<b>TOTALS</b>	<b>48/3</b>	<b>70-164</b>	<b>.427</b>	<b>9-36</b>	<b>.250</b>	<b>40-52</b>	<b>.769</b>	<b>74</b>	<b>1.5</b>	<b>61-0</b>	<b>43</b>	<b>25</b>	<b>3</b>	<b>26</b>	<b>189</b>	<b>3.9</b>



**GAME 25: IOWA vs MICHIGAN**



**FILIP REBRAGA**

#0 • Forward  
6-9 • 230 • Senior  
Sombor, Serbia  
Univ. of North Dakota

**SEASON HIGHS**

POINTS.....	13 vs. MARYLAND (1/3/22)
FGM.....	6, 2X, LAST AT MINNESOTA (1/16/22)
FGA.....	10 AT RUTGERS (1/19/22)
3-PT FGM.....	1 vs. ALABAMA STATE (11/18/21)
3-PT FGA.....	1, 6X, LAST vs. NEBRASKA (2/13/22)
FTM.....	4 vs. N.C. CENTRAL (11/16/21)
FTA.....	7 vs. N.C. CENTRAL (11/16/21)
REB.....	13 vs. KANSAS CITY (11/12/21)
AST.....	2, 2X, LAST vs. SE LOUISIANA (12/21/21)
STL.....	3 AT MINNESOTA (1/16/22)
BLK.....	2, 4X, LAST AT MINNESOTA (1/16/22)
MIN.....	34 AT RUTGERS (1/19/22)

**CAREER HIGHS**

POINTS.....	26 vs. SOUTH DAKOTA, 12/10/20
FGM.....	11 AT ORAL ROBERTS, 1/8/21
FGA.....	21 AT OMAHA, 2/26/20
3-PT FGM.....	2, 8X, LAST vs. OMAHA, 2/20/21
3-PT FGA.....	5 AT SOUTH DAKOTA STATE, 2/9/19
FTM.....	11 vs. WESTERN ILLINOIS, 1/29/21
FTA.....	12 vs. WESTERN ILLINOIS, 1/29/21
REB.....	16 AT DENVER, 1/2/20
AST.....	5, 2X, LAST AT FLORIDA GULF COAST, 11/29/19
STL.....	4 AT ORAL ROBERTS, 1/9/21
BLK.....	8 AT MILWAUKEE, 11/19/19
MIN.....	41 vs. NORTH DAKOTA STATE, 1/16/21

Opponent	Date	GS	MIN	Total		3-Pointers		Free throws		Rebounds				PF	A	TO	BLK	STL	PTS	AVG	
				FG-FGA	PCT	3FG-3FGA	PCT	FT-FTA	PCT	OFF	DEF	TOT	AVG								
Longwood	11/09/2021	*	16:09	1-3	.333	0-0	.000	0-0	.000	0	5	5	5.0	1	1	1	0	0	2	2.0	
Kansas City	11/12/2021	*	22:48	4-5	.800	0-0	.000	1-2	.500	3	10	13	9.0	1	1	0	1	1	9	5.5	
N.C. Central	11/16/2021	*	23:47	2-2	1.000	0-0	.000	4-7	.571	4	2	6	8.0	4	0	1	0	0	8	6.3	
Alabama St.	11/18/2021	*	17:26	2-2	1.000	1-1	1.000	0-0	.000	2	6	8	8.0	1	1	0	1	0	5	6.0	
Western Mich.	11/22/2021	*	17:39	2-5	.400	0-1	.000	2-2	1.000	2	3	5	7.4	1	0	1	1	0	6	6.0	
Portland St.	11/26/2021	*	17:28	2-5	.400	0-0	.000	1-2	.500	2	7	9	7.7	1	0	3	2	1	5	5.8	
at Virginia	11/29/2021	*	28:21	4-4	1.000	0-0	.000	0-3	.000	2	1	3	7.0	2	0	0	0	0	8	6.1	
at Purdue	12/03/2021	*	20:04	1-2	.500	0-0	.000	1-2	.500	0	1	1	6.3	5	0	0	0	0	3	5.8	
Illinois	12/06/2021	*	21:12	1-4	.250	0-1	.000	1-2	.500	2	6	8	6.4	4	2	1	0	0	3	5.4	
at Iowa St.	12/09/2021	*	21:10	2-3	.667	0-0	.000	3-4	.750	1	3	4	6.2	3	1	2	0	0	7	5.6	
vs Utah St.	12/18/2021	*	21:12	3-5	.600	0-0	.000	1-2	.500	1	3	4	6.0	3	0	1	1	0	7	5.7	
Southeastern La.	12/21/2021	*	19:10	2-7	.286	0-0	.000	1-2	.500	1	8	9	6.3	2	2	2	2	0	5	5.7	
Western Ill.	12/29/2021	*	16:30	2-3	.667	0-0	.000	1-2	.500	0	4	4	6.1	0	0	1	0	0	5	5.6	
Maryland	01/03/2022	*	29:22	6-8	.750	0-1	.000	1-3	.333	2	6	8	6.2	3	1	0	0	0	13	6.1	
at Wisconsin	01/06/2022	*	11:36	1-2	.500	0-0	.000	0-0	.000	0	1	1	5.9	2	0	0	0	0	2	5.9	
Indiana	01/13/2022	*	19:52	2-3	.667	0-0	.000	0-0	.000	1	3	4	5.8	4	1	0	2	0	4	5.8	
at Minnesota	01/16/2022	*	32:21	6-11	.545	0-1	.000	0-0	.000	6	6	12	6.1	2	1	1	2	3	12	6.1	
at Rutgers	01/19/2022	*	33:40	4-10	.400	0-0	.000	0-1	.000	4	6	10	6.3	3	0	1	0	2	8	6.2	
Penn St.	01/22/2022	*	19:58	4-5	.800	0-0	.000	0-0	.000	0	5	5	6.3	2	0	1	0	0	8	6.3	
Purdue	01/27/2022	*	11:02	1-2	.500	0-0	.000	0-0	.000	1	0	1	6.0	1	0	0	1	0	2	6.1	
at Penn St.	01/31/2022	*	31:60	4-5	.800	0-0	.000	3-3	1.000	3	3	6	6.0	3	0	1	1	1	11	6.3	
Minnesota	02/06/2022	*	25:30	2-3	.667	0-0	.000	0-0	.000	1	1	2	5.8	1	1	0	0	1	4	6.2	
at Maryland	02/10/2022	*	21:30	2-3	.667	0-0	.000	2-2	1.000	3	4	7	5.9	2	1	2	0	1	6	6.2	
Nebraska	02/13/2022	*	21:42	2-7	.286	0-1	.000	0-0	.000	0	6	6	5.9	1	1	1	0	1	4	6.1	
<b>Totals</b>			<b>24</b>	<b>521:28</b>	<b>62-109</b>	<b>.569</b>	<b>1-6</b>	<b>.167</b>	<b>22-39</b>	<b>.564</b>	<b>41</b>	<b>100</b>	<b>141</b>	<b>5.9</b>	<b>52</b>	<b>14</b>	<b>20</b>	<b>14</b>	<b>11</b>	<b>147</b>	<b>6.1</b>

**CAREER STATISTICS**

YEAR	G/GS	FG-A	PCT	3-PT	PCT	FT-A	PCT	REB	AVG	PF-FO	AST	TO	BLK	STL	PTS	AVG
Fresh.	29/16	96-180	.533	10-28	.357	31-52	.596	172	5.9	75-1	18	43	26	15	233	8.0
Soph.	32/32	190-328	.579	1-9	.111	78-117	.667	285	8.9	79-0	51	75	33	18	459	14.3
Junior	26/26	174-344	.506	15-41	.366	74-122	.607	197	7.6	69-3	31	61	17	16	437	16.8
Senior	24/24	62-109	.569	1-6	.167	22-39	.564	141	5.9	52-1	14	20	14	11	147	6.1
<b>TOTALS</b>	<b>111/98</b>	<b>522-961</b>	<b>.543</b>	<b>27-84</b>	<b>.321</b>	<b>205-330</b>	<b>.621</b>	<b>795</b>	<b>7.2</b>	<b>275-5</b>	<b>114</b>	<b>199</b>	<b>90</b>	<b>60</b>	<b>1,276</b>	<b>11.5</b>



**PAYTON SANDFORT**

#20 • Guard  
6-7 • 215 • Freshman  
Waukee, Iowa  
Waukee HS

**SEASON HIGHS**

POINTS.....	21 vs. ALABAMA STATE (11/18/21)
FGM.....	7 vs. ALABAMA STATE (11/18/21)
FGA.....	15 vs. ALABAMA STATE (11/18/21)
3-PT FGM.....	5, 2X, LAST vs. WESTERN MICHIGAN (11/22/21)
3-PT FGA.....	12 vs. ALABAMA STATE (11/18/21)
FTM.....	2, 5X, LAST vs. SE LOUISIANA (12/21/21)
FTA.....	2, 5X, LAST vs. SE LOUISIANA (12/21/21)
REB.....	8 vs. NEBRASKA (2/13/22)
AST.....	2, 4X, LAST AT MINNESOTA (1/16/22)
STL.....	1, 4X, LAST vs. WESTERN ILLINOIS (12/29/21)
BLK.....	1, 4X, LAST vs. MINNESOTA (2/6/22)
MIN.....	21 vs. ALABAMA STATE (11/18/21)

**CAREER HIGHS**

POINTS.....	21 vs. ALABAMA STATE (11/18/21)
FGM.....	7 vs. ALABAMA STATE (11/18/21)
FGA.....	15 vs. ALABAMA STATE (11/18/21)
3-PT FGM.....	5, 2X, LAST vs. WESTERN MICHIGAN (11/22/21)
3-PT FGA.....	12 vs. ALABAMA STATE (11/18/21)
FTM.....	2, 5X, LAST vs. SE LOUISIANA (12/21/21)
FTA.....	2, 5X, LAST vs. SE LOUISIANA (12/21/21)
REB.....	8 vs. NEBRASKA (2/13/22)
AST.....	2, 4X, LAST AT MINNESOTA (1/16/22)
STL.....	1, 4X, LAST vs. WESTERN ILLINOIS (12/29/21)
BLK.....	1, 4X, LAST vs. MINNESOTA (2/6/22)
MIN.....	21 vs. ALABAMA STATE (11/18/21)

Opponent	Date	GS	MIN	Total		3-Pointers		Free throws		Rebounds				PF	A	TO	BLK	STL	PTS	AVG	
				FG-FGA	PCT	3FG-3FGA	PCT	FT-FTA	PCT	OFF	DEF	TOT	AVG								
Longwood	11/09/2021		15:46	3-10	.300	2-7	.286	0-0	.000	1	1	2	2.0	1	2	0	0	0	8	8.0	
Kansas City	11/12/2021		13:07	2-5	.400	0-3	.000	2-2	1.000	0	0	0	1.0	0	1	0	0	0	6	7.0	
N.C. Central	11/16/2021		08:41	0-1	.000	0-1	.000	0-0	.000	0	1	1	1.0	0	1	0	0	0	0	4.7	
Alabama St.	11/18/2021		20:45	7-15	.467	5-12	.417	2-2	1.000	1	1	2	1.3	2	2	0	0	0	21	8.8	
Western Mich.	11/22/2021		16:15	6-10	.600	5-7	.714	2-2	1.000	1	2	3	1.6	0	0	0	1	1	19	10.8	
Portland St.	11/26/2021		20:01	1-5	.200	0-4	.000	2-2	1.000	1	1	2	1.7	2	1	2	0	0	4	9.7	
at Virginia	11/29/2021		03:01	0-1	.000	0-1	.000	0-0	.000	0	0	0	1.4	0	0	0	1	0	0	8.3	
at Purdue	12/03/2021		07:19	0-2	.000	0-2	.000	1-2	.500	1	0	1	1.4	0	1	2	0	1	1	7.4	
Illinois	12/06/2021		10:14	2-3	.667	1-2	.500	0-0	.000	1	0	1	1.3	0	0	0	1	0	5	7.1	
at Iowa St.	12/09/2021		05:22	0-3	.000	0-2	.000	0-0	.000	0	0	0	1.2	0	0	1	0	0	0	6.4	
vs Utah St.	12/18/2021		07:44	0-3	.000	0-1	.000	0-0	.000	1	2	3	1.4	4	1	0	0	0	0	5.8	
Southeastern La.	12/21/2021		17:25	3-9	.333	2-7	.286	2-2	1.000	0	2	2	1.4	1	1	1	0	1	10	6.2	
Western Ill.	12/29/2021		16:30	5-7	.714	3-3	1.000	0-0	.000	4	1	5	1.7	1	0	0	0	1	13	6.7	
Maryland	01/03/2022		01:54	0-0	.000	0-0	.000	0-0	.000	0	0	0	1.6	0	0	0	0	0	0	6.2	
at Wisconsin	01/06/2022		06:52	0-2	.000	0-1	.000	0-0	.000	1	0	1	1.5	1	2	1	0	0	0	5.8	
Indiana	01/13/2022		01:08	0-0	.000	0-0	.000	0-0	.000	0	0	0	1.4	0	0	0	0	0	0	5.4	
at Minnesota	01/16/2022		08:32	1-2	.500	0-1	.000	0-0	.000	0	1	1	1.4	2	2	0	0	0	2	5.2	
at Rutgers	01/19/2022		03:08	0-1	.000	0-0	.000	0-0	.000	0	0	0	1.3	0	0	0	0	0	0	4.9	
Purdue	01/27/2022		05:55	1-3	.333	1-1	1.000	0-0	.000	0	0	0	1.3	1	1	0	0	0	3	4.8	
at Penn St.	01/31/2022		11:14	2-4	.500	1-3	.333	0-0	.000	0	1	1	1.3	1	0	0	0	0	5	4.9	
Minnesota	02/06/2022		10:12	2-4	.500	1-3	.333	0-0	.000	0	3	3	1.3	1	1	0	1	0	5	4.9	
at Maryland	02/10/2022		14:05	3-4	.750	3-3	1.000	0-0	.000	2	1	3	1.4	2	0	1	0	0	9	5.0	
Nebraska	02/13/2022		16:53	5-8	.625	2-4	.500	0-0	.000	2	6	8	1.7	4	1	1	0	0	12	5.3	
<b>Totals</b>			<b>0</b>	<b>242:03</b>	<b>43-102</b>	<b>.422</b>	<b>26-68</b>	<b>.382</b>	<b>11-12</b>	<b>.917</b>	<b>16</b>	<b>23</b>	<b>39</b>	<b>1.7</b>	<b>23</b>	<b>17</b>	<b>9</b>	<b>4</b>	<b>4</b>	<b>123</b>	<b>5.3</b>

**CAREER STATISTICS**

YEAR	G/GS	FG-A	PCT	3-PT	PCT	FT-A	PCT	REB	AVG	PF-FO	AST	TO	BLK	STL	PTS	AVG
Fresh.</																

**GAME 25: IOWA vs MICHIGAN**



**JOE TOUSSAINT**

#2 • Guard  
6-0 • 190 • Junior  
Bronx, New York  
Cardinal Hayes

**SEASON HIGHS**

POINTS..... 11 vs. ALABAMA STATE (11/18/21)  
FGM..... 4, 4x, LAST AT MINNESOTA (1/16/22)  
FGA..... 8, 2x, LAST AT MINNESOTA (1/16/22)  
3-PT FGM..... 2 vs. ALABAMA STATE (11/18/21)  
3-PT FGA..... 2, 7x, LAST vs. NEBRASKA (2/13/22)  
FTM..... 4 vs. PURDUE (1/27/22)  
FTA..... 5 vs. PURDUE (1/27/22)  
REB..... 5, 2x, LAST AT PENN STATE (1/31/22)  
AST..... 11 vs. ALABAMA STATE (11/18/21)  
STL..... 4, 2x, LAST vs. PURDUE (1/27/22)  
BLK.....  
MIN..... 34 AT RUTGERS (1/19/22)

**CAREER HIGHS**

POINTS..... 18 vs. PENN STATE (1/4/20)  
FGM..... 7 AT NEBRASKA (1/7/20)  
FGA..... 18 AT NEBRASKA (1/7/20)  
3-PT FGM..... 2, 5x, LAST vs. ALABAMA STATE (11/18/21)  
3-PT FGA..... 5 AT NEBRASKA (1/7/20)  
FTM..... 9 vs. SAN DIEGO STATE (11/29/19)  
FTA..... 9 vs. SAN DIEGO STATE (11/29/19)  
REB..... 8 vs. CAL POLY (11/24/19)  
AST..... 11 vs. ALABAMA STATE (11/18/21)  
STL..... 6 AT MARYLAND (1/7/21)  
BLK..... 1, 3x, LAST vs. W. ILLINOIS (12/3/20)  
MIN..... 34, 2x, LAST AT RUTGERS (1/19/22)

Opponent	Date	GS	MIN	Total			3-Pointers		Free throws		Rebounds				PF	A	TO	BLK	STL	PTS	AVG
				FG-FGA	PCT	3FG-3FGA	PCT	FT-FTA	PCT	OFF	DEF	TOT	AVG								
Longwood	11/09/2021	*	16:09	3-3	1.000	1-1	1.000	2-2	1.000	0	0	0	0.0	2	4	0	0	4	9	9.0	
Kansas City	11/12/2021	*	20:23	2-4	.500	0-1	.000	0-0	.000	0	1	1	0.5	0	6	2	0	2	4	6.5	
N.C. Central	11/16/2021	*	18:29	1-5	.200	0-1	.000	0-0	.000	1	1	2	1.0	1	2	0	0	0	2	5.0	
Alabama St.	11/18/2021	*	24:07	4-6	.667	2-2	1.000	1-1	1.000	2	1	3	1.5	0	11	2	0	2	11	6.5	
Western Mich.	11/22/2021	*	17:03	3-6	.500	0-0	.000	0-0	.000	0	1	1	1.4	2	4	1	0	3	6	6.4	
Portland St.	11/26/2021	*	13:12	1-4	.250	0-0	.000	0-0	.000	0	0	1	1.2	2	3	3	0	1	2	5.7	
at Virginia	11/29/2021	*	26:02	4-7	.571	0-1	.000	2-2	1.000	0	3	3	1.4	2	0	0	0	0	10	6.3	
at Purdue	12/03/2021	*	15:34	3-4	.750	1-1	1.000	0-0	.000	0	2	2	1.5	3	4	1	0	1	7	6.4	
Illinois	12/06/2021	*	15:58	1-7	.143	0-2	.000	0-0	.000	2	0	2	1.6	1	3	1	0	1	2	5.9	
at Iowa St.	12/09/2021	*	12:04	0-1	.000	0-0	.000	0-0	.000	0	1	1	1.5	1	0	1	0	0	0	5.3	
vs Utah St.	12/18/2021	*	18:28	2-2	1.000	0-0	.000	0-0	.000	1	0	1	1.5	2	2	3	0	0	4	5.2	
Southeastern La.	12/21/2021	*	16:40	1-1	1.000	0-0	.000	3-4	.750	1	3	4	1.7	3	5	2	0	3	5	5.2	
Western Ill.	12/29/2021	*	13:18	0-1	.000	0-0	.000	2-2	1.000	1	4	5	1.9	1	1	1	0	0	2	4.9	
Maryland	01/03/2022	*	25:25	4-8	.500	1-2	.500	0-0	.000	1	3	4	2.1	2	9	3	0	3	9	5.2	
at Wisconsin	01/06/2022	*	17:55	3-5	.600	0-1	.000	0-0	.000	0	0	0	1.9	1	4	2	0	0	6	5.3	
Indiana	01/13/2022	*	20:35	2-5	.400	1-1	1.000	0-0	.000	0	0	0	1.8	2	1	2	0	3	5	5.3	
at Minnesota	01/16/2022	*	26:16	4-8	.500	0-2	.000	0-1	.000	0	2	2	1.8	1	7	3	0	1	8	5.4	
at Rutgers	01/19/2022	*	34:21	2-3	.667	1-1	1.000	3-4	.750	1	4	5	2.0	1	5	3	0	3	8	5.6	
Penn St.	01/22/2022	*	22:35	1-4	.250	0-2	.000	2-2	1.000	1	2	3	2.1	2	4	2	0	3	4	5.5	
Purdue	01/27/2022	*	25:07	2-6	.333	0-0	.000	4-5	.800	0	1	1	2.0	2	3	1	0	4	8	5.6	
at Penn St.	01/31/2022	*	18:45	0-4	.000	0-1	.000	0-0	.000	1	4	5	2.1	2	2	1	0	0	0	5.3	
Minnesota	02/06/2022		05:48	0-1	.000	0-1	.000	0-0	.000	0	0	0	2.0	1	1	0	0	2	0	5.1	
at Maryland	02/10/2022		17:47	2-5	.400	0-2	.000	1-2	.500	1	1	2	2.0	0	5	0	0	1	5	5.1	
Nebraska	02/13/2022		16:16	1-6	.167	0-2	.000	0-0	.000	0	0	0	2.0	1	4	2	0	3	2	5.0	
<b>Totals</b>			<b>21</b>	<b>458:16</b>	<b>46-106</b>	<b>.434</b>	<b>7-24</b>	<b>.292</b>	<b>20-25</b>	<b>.800</b>	<b>13</b>	<b>34</b>	<b>47</b>	<b>2.0</b>	<b>35</b>	<b>90</b>	<b>36</b>	<b>0</b>	<b>40</b>	<b>119</b>	<b>5.0</b>

**CAREER STATISTICS**

YEAR	G/GS	FG-A	PCT	3-PT	PCT	FT-A	PCT	REB	AVG	PF-FO	AST	TO	BLK	STL	PTS	AVG
Fresh.	31/20	68-180	.378	11-37	.297	54-65	.831	62	2.0	62-1	90	62	2	36	201	6.5
Soph.	31/0	42-99	.424	3-11	.273	28-45	.622	37	1.2	49-0	75	45	1	24	115	3.7
Junior	24/21	46-106	.434	7-24	.292	20-25	.800	47	2.0	35-0	90	36	0	40	119	5.0
<b>TOTALS</b>	<b>86/41</b>	<b>156-385</b>	<b>.405</b>	<b>21-72</b>	<b>.292</b>	<b>102-135</b>	<b>.756</b>	<b>146</b>	<b>1.7</b>	<b>146-1</b>	<b>255</b>	<b>143</b>	<b>3</b>	<b>100</b>	<b>435</b>	<b>5.1</b>



**AHRON ULIS**

#4 • Guard  
6-3 • 195 • Sophomore  
Chicago Heights, Ill.  
Marion Catholic HS

**SEASON HIGHS**

POINTS..... 12 vs. N.C. CENTRAL (11/16/21)  
FGM..... 4 vs. MINNESOTA (2/6/22)  
FGA..... 9 vs. MINNESOTA (2/6/22)  
3-PT FGM..... 1, 4x, LAST vs. MINNESOTA (2/6/22)  
3-PT FGA..... 2, 3x, LAST vs. MINNESOTA (2/6/22)  
FTM..... 7, 2x, LAST AT PENN STATE (1/31/22)  
FTA..... 8, 2x, LAST AT PENN STATE (1/31/22)  
REB..... 5, 2x, LAST vs. MINNESOTA (2/6/22)  
AST..... 8 vs. WESTERN MICHIGAN (11/22/21)  
STL..... 3 vs. ILLINOIS (12/6/21)  
BLK.....  
MIN..... 27 AT PENN STATE (1/31/22)

**CAREER HIGHS**

POINTS..... 12 vs. N.C. CENTRAL (11/16/21)  
FGM..... 4 vs. MINNESOTA (2/6/22)  
FGA..... 9 vs. MINNESOTA (2/6/22)  
3-PT FGM..... 1, 4x, LAST vs. MINNESOTA (2/6/22)  
3-PT FGA..... 2, 3x, LAST vs. MINNESOTA (2/6/22)  
FTM..... 7, 2x, LAST AT PENN STATE (1/31/22)  
FTA..... 8, 2x, LAST AT PENN STATE (1/31/22)  
REB..... 5, 2x, LAST vs. MINNESOTA (2/6/22)  
AST..... 8 vs. WESTERN MICHIGAN (11/22/21)  
STL..... 3 vs. ILLINOIS (12/6/21)  
BLK..... 1 vs. OREGON (3/22/21)  
MIN..... 27 AT PENN STATE (1/31/22)

Opponent	Date	GS	MIN	Total			3-Pointers		Free throws		Rebounds				PF	A	TO	BLK	STL	PTS	AVG
				FG-FGA	PCT	3FG-3FGA	PCT	FT-FTA	PCT	OFF	DEF	TOT	AVG								
Longwood	11/09/2021		19:34	3-4	.750	0-0	.000	0-0	.000	2	2	4	4.0	3	5	1	0	0	6	6.0	
Kansas City	11/12/2021		13:00	2-2	1.000	0-0	.000	0-1	.000	0	0	0	2.0	0	1	0	0	1	4	5.0	
N.C. Central	11/16/2021		21:31	2-5	.400	1-1	1.000	7-8	.875	0	3	3	2.3	1	4	2	0	1	12	7.3	
Alabama St.	11/18/2021		15:53	0-3	.000	0-2	.000	0-1	.000	0	0	0	1.8	4	1	1	0	2	0	5.5	
Western Mich.	11/22/2021		18:53	1-4	.250	0-0	.000	0-0	.000	0	2	2	1.8	0	8	2	0	1	2	4.8	
Portland St.	11/26/2021		12:21	0-1	.000	0-0	.000	0-0	.000	0	2	2	1.8	1	0	2	0	0	0	4.0	
at Virginia	11/29/2021		12:48	1-2	.500	0-0	.000	0-0	.000	0	2	2	1.9	0	2	0	0	0	2	3.7	
at Purdue	12/03/2021		19:46	2-6	.333	1-1	1.000	2-2	1.000	2	1	3	2.0	4	1	0	0	0	7	4.1	
Illinois	12/06/2021		24:18	3-6	.500	1-2	.500	4-4	1.000	0	0	0	1.8	4	7	0	0	3	11	4.9	
at Iowa St.	12/09/2021		15:28	0-2	.000	0-0	.000	0-0	.000	0	2	2	1.8	1	4	2	0	1	0	4.4	
vs Utah St.	12/18/2021		19:23	1-4	.250	0-1	.000	2-2	1.000	1	3	4	2.0	0	4	2	0	2	4	4.4	
Southeastern La.	12/21/2021		12:59	2-3	.667	0-1	.000	0-0	.000	1	2	3	2.1	3	1	1	0	0	4	4.3	
Western Ill.	12/29/2021		19:26	1-3	.333	0-0	.000	5-5	1.000	0	3	3	2.2	3	5	2	0	1	7	4.5	
Maryland	01/03/2022		14:35	1-2	.500	0-0	.000	0-1	.000	1	1	2	2.1	0	1	0	0	0	2	4.4	
at Wisconsin	01/06/2022		14:44	1-2	.500	0-0	.000	0-0	.000	0	3	3	2.2	0	2	1	0	0	2	4.2	
Indiana	01/13/2022		18:17	0-4	.000	0-0	.000	4-4	1.000	2	2	4	2.3	1	2	2	0	0	4	4.2	
at Minnesota	01/16/2022		11:38	0-1	.000	0-0	.000	0-0	.000	1	1	2	2.3	2	3	0	0	0	0	3.9	
at Rutgers	01/19/2022		05:37	0-2	.000	0-0	.000	0-0	.000	0	0	0	2.2	1	0	1	0	0	0	3.7	
Penn St.	01/22/2022		06:25	1-1	1.000	0-0	.000	0-0	.000	0	0	0	2.1	0	0	1	0	0	2	3.6	
Purdue	01/27/2022		14:53	1-3	.333	0-0	.000	0-0	.000	2	0	2	2.1	1	1	2	0	1	2	3.6	
at Penn St.	01/31/2022		27:26	0-7	.000	0-0	.000	7-8	.875	2	3	5	2.2	2	5	0	0	0	7	3.7	
Minnesota	02/06/2022		21:29	4-9	.444	1-2	.500	0-2	.000	1	4	5	2.3	1	2	1	0	2	9	4.0	
at Maryland	02/10/2022		13:47	1-5	.200	0-1	.000	1-2	.500	0	1	1	2.3	1	3	0	0	1	3	3.9	
Nebraska	02/13/2022		07:41	0-0	.000	0-0	.000	0-0	.000	0	0	0	2.2	0	1	1	0	0	0	3.8	
<b>Totals</b>			<b>0</b>	<b>381:52</b>	<b>27-81</b>	<b>.333</b>	<b>4-11</b>	<b>.364</b>	<b>32-40</b>	<b>.800</b>	<b>15</b>	<b>37</b>	<b>52</b>	<b>2.2</b>	<b>33</b>	<b>63</b>	<b>24</b>	<b>0</b>	<b>16</b>	<b>90</b>	<b>3.8</b>

**CAREER STATISTICS**

YEAR	G/GS	FG-A	PCT	3-PT	PCT	FT-A	PCT	REB	AVG	PF-FO	AST	TO	BLK	STL	PTS	AVG
Fresh.	17/0	5-15	.333	0-3	.000	18-20	.900	15	0.9	8-0	20	6	1	1	28	1.6
Soph.	24/0	27-81	.333	4-11	.364	32-40	.800	52	2.2	33-0	63	24	0	16	90	3.8
<b>TOTALS</b>	<b>41/0</b>	<b>32-96</b>	<b>.333</b>	<b>4-14</b>	<b>.286</b>	<b>50-60</b>	<b>.833</b>	<b>67</b>	<b>1.6</b>	<b>41-0</b>	<b>83</b>	<b>30</b>	<b>1</b>	<b>17</b>	<b>118</b>	<b>2.9</b>



# GAME-BY-GAME RESULTS

Overall: 17-7      Big Ten: 7-6      Home: 13-2      Away: 3-5      Neutral: 1-0

Date	Opponent	Result	Attend.	Top Scorer	Top Rebounder
Nov. 9	Longwood	W, 106-73	9,259	Keegan Murray, 24	Murray/Murray/C. McCaffery, 7
Nov. 12	Kansas City	W, 89-57	11,133	Keegan Murray, 25	Filip Rebraca, 13
Nov. 16	N.C. Central	W, 86-69	9,132	Keegan Murray, 27	Keegan Murray, 21
Nov. 18	Alabama State	W, 108-82	9,957	Keegan Murray, 26	Rebraca/Kris Murray, 8
Nov. 22	Western Michigan	W, 109-61	10,044	Keegan Murray, 29	Kris Murray, 8
Nov. 26	Portland State	W, 85-51	11,756	Keegan Murray, 23	Rebraca/Keegan Murray, 9
^ Nov. 29	at Virginia	W, 75-74	13,542	Jordan Bohannon, 20	Keegan Murray, 9
* Dec. 3	at #2 Purdue	L, 70-77	14,804	Patrick McCaffery, 15	Rebraca/Ogundele, 5
* Dec. 6	Illinois	L, 83-87	12,072	Keegan Murray, 19	Filip Rebraca, 8
+ Dec. 9	at #17 Iowa State	L, 53-73	14,267	Jordan Bohannon, 17	Keegan Murray, 7
# Dec. 18	vs. Utah State	W, 94-75	3,250	Keegan Murray, 35	Keegan Murray, 7
Dec. 21	Southeastern Louisiana	W, 93-62	10,891	Keegan Murray, 20	Keegan Murray, 10
Dec. 29	Western Illinois	W, 92-71	15,056	Keegan Murray, 29	Keegan Murray, 10
* Jan. 3	Maryland	W, 80-75	10,327	Keegan Murray, 35	Rebraca/Keegan Murray, 8
* Jan. 6	at #23 Wisconsin	L, 78-87	15,212	Keegan Murray, 27	Patrick McCaffery, 7
* Jan. 13	Indiana	W, 83-74	11,246	Kris Murray, 29	Kris Murray, 11
* Jan. 16	at Minnesota	W, 81-71	10,925	Keegan Murray, 25	Filip Rebraca, 12
* Jan. 19	at Rutgers	L, 46-48	8,000	Keegan Murray, 13	Keegan Murray, 13
* Jan. 22	Penn State	W, 68-51	15,056	Keegan Murray, 15	Keegan Murray, 8
* Jan. 27	#6 Purdue	L, 73-83	12,723	Kris Murray, 23	Keegan Murray, 9
* Jan. 31	at Penn State	L, 86-90 (2OT)	7,977	Keegan Murray, 21	Patrick McCaffery, 7
* Feb. 6	Minnesota	W, 71-59	14,558	Keegan Murray, 24	Keegan Murray, 15
* Feb. 10	at Maryland	W, 110-87	12,649	Ke. Murray/Bohannon, 30	Rebraca/Keegan Murray, 7
* Feb. 13	Nebraska	W, 98-75	13,772	Keegan Murray, 37	8, Payton Sandfort

^ - Big Ten/ACC Challenge

+ - Iowa Corn Cy-Hawk Series

# - Sioux Falls, South Dakota

\* - Big Ten Conference Game

% - Big Ten Tournament -- Indianapolis







# GAME-BY-GAME STATISTICS

Team	Score	FG-A	PCT	3-PT. FG	PCT	FT-FTA	PCT	REB	PF	AST	TO	BLK	STL
at Iowa	106	36-65	.554	15-33	.455	19-22	.864	43	20	24	8	8	6
Longwood	73	26-74	.351	9-32	.281	12-16	.750	38	22	17	12	0	5
at Iowa	89	34-65	.523	4-16	.250	17-22	.773	39	11	18	8	5	11
Kansas City	57	23-56	.411	7-22	.318	4-6	.667	27	22	12	17	2	4
at Iowa	86	23-61	.377	5-23	.217	35-41	.854	44	14	15	8	4	5
N.C. Central	69	28-59	.475	5-15	.333	8-12	.667	31	30	11	15	3	5
at Iowa	108	38-73	.521	20-44	.455	12-16	.750	44	14	28	10	2	7
Alabama State	82	29-59	.492	11-24	.458	13-19	.684	27	17	17	14	2	8
at Iowa	109	38-72	.528	12-26	.462	21-23	.913	37	9	20	7	6	15
Western Michigan	61	24-63	.381	6-26	.231	7-7	1.000	38	17	14	24	2	6
at Iowa	85	32-66	.485	6-19	.316	15-19	.789	43	12	15	13	4	11
Portland State	51	20-65	.308	4-27	.148	7-9	.778	39	17	10	23	2	8
Iowa	75	30-56	.536	10-21	.476	5-10	.500	30	10	12	4	3	2
at Virginia	74	30-57	.526	9-18	.500	5-9	.556	29	12	16	5	2	0
Iowa	70	25-62	.403	5-21	.238	15-22	.682	30	29	12	9	0	6
at #2 Purdue	77	21-50	.420	8-19	.421	27-37	.730	42	18	14	17	2	5
at Iowa	83	31-69	.449	8-22	.364	13-19	.684	23	21	16	4	5	9
Illinois	87	26-59	.441	11-25	.440	24-28	.857	52	19	16	18	0	4
Iowa	53	17-63	.270	5-27	.185	14-15	.933	32	18	10	12	6	7
at #17 Iowa State	73	27-62	.435	8-25	.320	11-17	.647	50	16	18	16	4	5
Iowa	94	35-64	.547	8-26	.308	16-21	.762	35	21	21	9	4	11
vs. Utah State	75	25-51	.490	8-23	.348	17-24	.708	23	19	18	14	1	4
at Iowa	93	32-68	.471	11-33	.333	18-25	.720	50	15	21	11	3	7
SE Louisiana	62	22-60	.367	8-22	.364	10-17	.588	32	19	15	15	2	4
at Iowa	92	34-63	.540	6-15	.400	18-20	.900	41	12	15	12	8	5
Western Illinois	71	30-72	.417	5-30	.167	6-6	1.000	31	16	4	9	0	6
at Iowa	80	30-61	.492	8-20	.400	12-19	.632	34	15	17	7	4	6
Maryland	75	28-61	.459	9-25	.360	10-17	.588	38	20	11	9	1	6
Iowa	78	30-61	.492	7-20	.350	11-19	.579	26	22	19	8	7	4
at #23 Wisconsin	87	33-66	.500	5-17	.294	16-23	.696	43	20	15	8	1	6
at Iowa	83	28-63	.444	6-18	.333	21-25	.840	35	22	9	12	7	15
Indiana	74	27-53	.509	7-22	.318	13-21	.619	31	21	17	23	5	4
Iowa	81	33-68	.485	5-22	.227	10-16	.625	40	14	18	8	5	10
at Minnesota	71	28-55	.509	6-16	.375	9-14	.643	31	18	12	14	2	5
Iowa	46	17-61	.279	6-27	.222	6-11	.545	38	16	8	10	5	8
at Rutgers	48	18-58	.310	2-13	.154	10-13	.769	49	15	13	15	10	7
at Iowa	68	22-54	.407	10-32	.313	14-18	.778	37	13	15	10	5	9
Penn State	51	17-51	.333	7-25	.280	10-13	.769	34	18	10	17	1	4
at Iowa	73	24-64	.375	8-27	.296	17-18	.944	31	20	10	9	2	8
#6 Purdue	83	30-49	.612	13-22	.591	10-22	.455	36	17	21	15	2	7
Iowa	86	27-77	.351	11-31	.355	21-28	.750	43	22	17	8	3	7
at Penn State (2 OT)	90	33-74	.446	6-27	.222	18-24	.750	53	23	12	12	2	6
at Iowa	71	29-65	.446	9-23	.391	4-9	.444	38	10	12	6	6	7
Minnesota	59	22-61	.361	9-23	.391	6-9	.667	40	9	9	12	4	4
Iowa	110	39-65	.600	19-34	.559	13-21	.619	37	13	22	9	3	8
at Maryland	87	31-65	.477	14-26	.538	11-13	.846	28	16	14	12	2	6
at Iowa	98	39-76	.513	10-28	.357	10-12	.833	41	16	19	9	4	10
Nebraska	75	27-62	.435	7-25	.280	14-16	.875	35	15	18	15	2	5





# SEASON & CAREER BESTS/THE LAST TIME...

## Season Bests

Player	Points	3-Pointers	Rebounds	Assists	Blocks	Steals
Austin Ash	8, Portland St	2, twice	2, twice	2, twice	---	---
Jordan Bohannon	30, Maryland	10, Maryland	3, three times	5, twice	---	3, twice
Carter Kingsbury	---	---	---	---	---	---
Luc Laketa	3, twice	1, twice	1, Portland St	1, SE Louisiana	---	1, W. Michigan
Connor McCaffery	12, Penn State	4, Penn State	8, SE Louisiana	7, Portland St	---	3, Penn State
Patrick McCaffery	18, Minnesota	3, twice	7, three times	4, three times	2, twice	3, Indiana
Riley Mulvey	8, W. Michigan	---	5, Alabama St	1, twice	1, W. Illinois	1, Kansas City
Keegan Murray	37, Nebraska	5, Maryland	21, N.C. Central	4, Alabama St	5, Longwood	3, five times
Kris Murray	29, Indiana	3, three times	11, Indiana	3, Penn State	3, Indiana	3, Indiana
Josh Ogundele	7, Purdue	---	5, Purdue	---	2, Illinois	2, Portland St
Tony Perkins	16, Illinois	2, twice	5, Longwood	4, Utah State	1, twice	3, twice
Filip Rebraca	13, Maryland	1, Alabama St	13, Kansas City	2, twice	2, four times	3, Minnesota
Payton Sandfort	21, Alabama St	5, twice	8, Nebraska	2, three times	1, four times	1, three times
Joe Toussaint	11, Alabama St	2, Alabama St	5, three times	11, Alabama St	---	4, twice
Ahron Ulis	12, N.C. Central	1, four times	5, twice	8, W. Michigan	---	3, Illinois

## Career Bests

Player	Points	3-Pointers	Rebounds	Assists	Blocks	Steals
Austin Ash	9, Savannah St., '18	3, Savannah St., '18	2, five times	2, three times	---	2, Indiana
Jordan Bohannon	30, twice	10, Maryland, '22	7, twice	14, Minnesota, '21	1, Nebraska '17	6, Pitt, '18
Carter Kingsbury	---	---	---	---	---	---
Luc Laketa	3, twice	1, twice	1, Portland St, '21	1, SE Louisiana	---	1, W. Michigan
Connor McCaffery	19, UConn, '18	4, Penn State, '22	13, Michigan, '20	10, Maryland, '21	1, seven times	3, seven times
Patrick McCaffery	19, Nebraska, '21	3, four times	7, three times	4, three times	2, four times	3, Indiana
Riley Mulvey	8, W. Michigan, '21	---	5, Alabama St, '21	1, twice	1, W. Illinois, '21	1, Kansas City, '21
Keegan Murray	37, Nebraska, '22	5, Maryland, '21	21, N.C. Central, '21	4, Alabama St, '21	5, Longwood, '21	3, six times
Kris Murray	29, Indiana, '22	3, three times	11, Indiana, '22	3, Penn State, '22	3, Indiana, '22	3, Indiana, '22
Josh Ogundele	7, Purdue, '21	---	5, Purdue, '21	---	2, Illinois '21	2, Portland St, '21
Tony Perkins	16, Illinois, '21	2, twice	7, N. Illinois, '20	4, Utah State, '21	1, three times	3, twice
Filip Rebraca	26, South Dakota, '20	2, eight times	16, Denver, '20	5, twice	8, Milwaukee, '19	4, Oral Roberts, '19
Payton Sandfort	21, Alabama St, '21	5, twice	8, Nebraska, '22	2, three times	1, four times	1, three times
Joe Toussaint	18, Penn State, '20	2, four times	8, Cal Poly, '19	11, Alabama St, '21	1, W. Illinois, '20	6, Maryland, '21
Ahron Ulis	12, N.C. Central, '21	1, four times	5, twice	8, W. Michigan, '21	1, Oregon, '21	3, Illinois, '21

### The Last Time a Player . . .

#### Had 30 or more points

Iowa -- 30, Keegan Murray vs. Nebraska, 2/13/22  
Opponent -- 30, Marcus Carr, Minnesota, 12/25/20

#### Made at least 90% of his FGA (10 att.)

Iowa -- .928 (13-14), Luka Garza vs. Iowa State, 12/11/20  
Opponent -- .900 (9-10), Mike Watkins, Penn State, 2/3/18

#### Made 100% of his FTA (10 att.)

Iowa -- 1.000 (10-10), Jordan Bohannon vs. Nebraska 1/6/19  
Opponent -- 1.000 (12-12), Bonzie Colson, Notre Dame, 11/29/16

#### Had 15 or more rebounds

Iowa -- 15, Keegan Murray vs. Minnesota, 2/6/22  
Opponent -- 18, Kofi Cockburn, Illinois, 12/6/21

#### Had 10 or more assists

Iowa -- 11, Joe Toussaint vs. Alabama State, 11/18/21  
Opponent -- 10, Cam Mack, Nebraska, 1/7/20

#### Had 5 or more blocks

Iowa -- 5, Keegan Murray vs. Longwood, 11/9/21  
Opponent -- 5, Trayce Jackson-Davis, Indiana, 1/13/22

#### Had 5 or more steals

Iowa -- 6, Joe Toussaint at Maryland, 1/7/21  
Opponent -- 5, Chris McNeal, Cincinnati, 12/21/19

### The Last Time a Team . . .

#### Scored 100 or more points

Iowa -- 110 at Maryland, 2/10/22  
Opponent -- 102 by Minnesota, 12/25/20

#### Scored 40 or fewer points

Iowa -- 40 at Wisconsin, 3/3/10  
Opponent -- 39 by UNC Wilmington, 11/8/13

#### Won an overtime game

Iowa -- 76-70 (OT) at Indiana, 2/22/19  
Opponent -- 90-86 (2 OT) by Penn State, 1/31/22

#### Made at least 60% of its FGA (20 att.)

Iowa -- .600 (39-65) at Maryland, 2/10/22  
Opponent -- .612 (30-49) by Purdue, 1/27/22

#### Made at least 50% of its 3-pt. FGA (8 att.)

Iowa -- .559 (19-34) at Maryland, 2/10/22  
Opponent -- .538 (14-26) by Maryland, 2/10/22

#### Made at least 90% of its FTA (10 att.)

Iowa -- .944 (17-18) vs. Purdue, 1/27/22  
Opponent -- .947 (18-19) by San Diego State, 11/29/19





# SEASON HIGHS & LOWS/SPECIALITY STATS

CATEGORY		IOWA		OPPONENTS
<u>Points</u>	High	110		Penn State
	Low	46		Rutgers
<u>FG Made</u>	High	39		Wisconsin/Penn State
	Low	17		Penn State
<u>FG Att.</u>	High	77		Longwood/Penn State
	Low	54		Purdue
<u>FG%</u>	High	.600		Purdue
	Low	.270		Portland State
<u>3-FG Made</u>	High	20		Maryland
	Low	4		Rutgers
<u>3-FG Att.</u>	High	44		Longwood
	Low	16		Rutgers
<u>3-FG%</u>	High	.559		Purdue
	Low	.185		Portland State
<u>FTM</u>	High	35		Purdue
	Low	4		Kansas City
<u>FTA</u>	High	41		Purdue
	Low	9		Kansas City
<u>FT% (min. 10)</u>	High	.944		Nebraska
	Low	.444		Purdue
<u>Off. Reb.</u>	High	18		Iowa State
	Low	6		Utah State
<u>Def. Reb.</u>	High	37		Rutgers/Penn State
	Low	14		Western Illinois/Indiana
<u>Total Reb.</u>	High	50		Penn State
	Low	23		Utah State
<u>Assists</u>	High	28		Purdue
	Low	8		Western Illinois
<u>Steals</u>	High	15		Alabama State/Portland State
	Low	2		Virginia
<u>Blocks</u>	High	8		Rutgers
	Low	0		Illinois/Western Illinois
<u>Turnovers</u>	High	12		Western Michigan
	Low	4		Virginia
<u>Fouls</u>	High	29		N.C. Central
	Low	9		Minnesota

## GAME-BY-GAME SPECIALTY STATS

Date	Opponent	Pts. Off	Pts. in	2nd	Bench
		TO's	Paint	Chance	Points
11/9	Longwood	17	36	17	42
11/12	Kansas City	25	58	11	28
11/16	N.C. Central	16	34	15	27
11/18	Alabama State	18	30	23	51
11/22	Western Michigan	36	50	14	63
11/26	Portland State	23	46	17	36
11/29	Virginia	5	30	13	12
12/3	at #2 Purdue	20	34	4	29
12/6	Illinois	26	42	11	43
12/9	at #17 Iowa State	11	20	10	13
12/18	vs. Utah State	18	48	6	25
12/21	SE Louisiana	19	42	14	34
12/29	Western Illinois	9	54	12	32
1/3	Maryland	14	40	17	10
1/6	at #23 Wisconsin	8	38	14	21
1/13	Indiana	34	42	16	46
1/16	at Minnesota	12	52	17	12
1/19	at Rutgers	6	22	8	0
1/22	Penn State	12	12	12	19
1/27	#6 Purdue	18	26	14	32
1/31	at Penn State	8	28	19	36
2/6	Minnesota	21	34	6	17
2/10	at Maryland	19	40	19	33
2/13	Nebraska	24	50	14	34
AVG.		17.4	37.8	13.4	28.9

## IOWA AND OPPONENT INDIVIDUAL HIGH PERFORMANCES

CATEGORY	IOWA	OPPONENTS
<u>Points</u>	37	Izaiah Brockington (Iowa State)
<u>Field Goals Made</u>	15 (15-21)	Izaiah Brockington (Iowa State)
<u>Field Goals Attempted</u>	21	Johnny Davis (Wisconsin)
<u>Field Goal Percentage (min. 5 made)</u>	.857 (12-14)	Leslie Nkereuwem (Longwood)
<u>3-Point Field Goals Made</u>	10 (10-16)	Norman, Jr. (WMU)/Ayala (Maryland)
<u>3-Point Field Goals Attempted</u>	16 (10-16)	Lamar Norman, Jr. (Western Michigan)
<u>3-Point Field Goals Pct. (min. 5 made)</u>	.833 (5-6)	Eric Ayala (Maryland)
<u>Free Throws Made</u>	9 (9-10/9-9)	John Harrar (Penn State)
<u>Free Throws Attempted</u>	10 (9-10)	John Harrar (Penn State)
<u>Free Throw Pct. (min. 7 made)</u>	1.000 (9-9)	John Harrar (Penn State)
<u>Offensive Rebounds</u>	9	James Jean-Marie (Portland State)
<u>Defensive Rebounds</u>	13	Trevion Williams (Purdue)
<u>Total Rebounds</u>	21	Williams (Purdue)/Cockburn (Illinois)
<u>Assists</u>	11	Paul Mulcahy (Rutgers)
<u>Steals</u>	4	23 players
<u>Blocks</u>	5	Trayce Jackson-Davis (Indiana)
<u>Turnovers</u>	3	Lamar Norman, Jr. (Western Michigan)





# 2021-22 IOWA RECORD WHEN...

When playing at home:	13-2	When leading at the half:	14-2	When wearing White:	10-0
When playing on the road:	3-5	When trailing at the half:	3-5	When wearing Black:	3-5
When playing on a neutral court:	1-0	When tied at the half:	0-0	When wearing Gold:	4-1
				When wearing Gray:	0-1
When Iowa scores 100 points or more:	4-0	Iowa field goal percentage at home:	470-985	.477	
When Iowa scores 90-99 points:	4-0	Iowa field goal percentage on road:	253-577	.438	
When Iowa scores 80-89 points:	6-2	Iowa 3-point percentage at home:	138-379	.364	
When Iowa scores 70-79 points:	2-3	Iowa 3-point percentage on road:	76-229	.332	
When Iowa scores under 70 points:	1-2	Iowa free throw percentage at home:	246-308	.799	
		Iowa free throw percentage on road:	111-163	.681	
When opponent scores 100 points or more:	0-0	On Sunday:	3-0		
When opponent scores 90-99 points:	0-1	On Monday:	3-2		
When opponent scores 80-89 points:	2-3	On Tuesday:	3-0		
When opponent scores 70-79 points:	8-2	On Wednesday:	1-1		
When opponent scores 60-69 points:	3-0	On Thursday:	3-3		
When opponent scores fewer than 60 points:	4-1	On Friday:	2-1		
		On Saturday:	2-0		
When Iowa shoots at least 50% from the field:	9-0	On BTN:	10-3		
When Iowa shoots less than 50% from the field:	8-7	On CBS:	0-0		
When opponent shoots at least 50% from the field:	3-2	On ESPN:	0-0		
When opponent shoots less than 50% from the field:	14-5	On ESPN2:	2-1		
When Iowa has higher FG% than opponent:	14-1	On ESPNU:	0-0		
When opponent has higher FG%:	3-6	On B1G+:	3-0		
When FG% is equal:	0-0	On FS1:	2-3		
		On CBS SN:	0-0		
When Iowa outrebounds opponent:	14-0	On NBC SN:	0-0		
When opponent has more rebounds:	3-7	On FOX:	0-0		
When rebounds are equal:	0-0	On TBS:	0-0		
When Iowa shoots at least 80% from the line:	7-2	Most Points, First Half:	63 vs. Alabama State		
When Iowa shoots less than 80% from the line:	11-5	Fewest Points, First Half:	26 at Purdue/Iowa State		
When opponent shoots at least 80% from the line:	5-1	Most Points Allowed, First Half:	48 vs. Indiana/Purdue		
When opponent shoots less than 80% from the line:	13-6	Fewest Points Allowed, First Half:	20 vs. WMU/Portland St		
When Iowa shoots more free throws than opponent:	13-1	Most Points, Second Half:	60 vs. Western Michigan		
When opponent shoots more free throws:	3-6	Fewest Points, Second Half:	19 at Rutgers		
When free throws attempts are equal:	1-0	Most Points Allowed, Second Half:	50 vs. Nebraska		
When Iowa has higher FT% than opponent:	10-3	Fewest Points Allowed, Second Half:	21 vs Minnesota		
When opponent has higher FT%:	7-4	Largest Halftime Advantage:	29 vs. Western Michigan		
When FT% is equal:	0-0	Largest Halftime Deficit:	15 vs. Purdue		
When Iowa shoots at least 50% from 3-point range:	1-0				
When Iowa shoots less than 50% from 3-point range:	16-7				
When opponent shoots at least 50% from 3-point range:	2-1				
When opponent shoots less than 50% from 3-point range:	15-6				
When Iowa has a higher 3-point FG% than opponent:	9-3				
When opponent has a higher 3-point FG%:	7-4				
When 3-point FG% is equal:	1-0				
When Iowa has more assists than opponent:	15-2				
When opponent has more assists:	2-4				
When assists are equal:	0-1				
When Iowa has fewer turnovers than opponent:	16-6				
When opponent has fewer turnovers:	1-0				
When turnovers are equal:	0-1				
When Iowa has more steals than opponent:	13-6				
When opponent has more steals:	2-1				
When steals are equal:	2-0				



# IOWA SUPERLATIVES UNDER McCAFFERY

## TEAM

### Most Points Scored

- 116 -- Savannah State (11/13/16)
- 111 -- SIU Edwardsville (11/26/10)
- 110 -- Maryland (2/10/22)**
- 110 -- Savannah State (12/22/18)
- 109 -- Western Michigan (11/22/21)**
- 109 -- Md. Eastern Shore (11/14/13)
- 108 -- Alabama State (11/18/21)**
- 106 -- Longwood (11/9/21)**
- 106 -- Northern Illinois (12/13/20)

### Fewest Points Allowed

- 36 -- Howard (11/15/12)
- 39 -- UNC Wilmington (11/8/13)
- 39 -- Northern Iowa (12/7/10)
- 40 -- Louisiana Monroe (11/16/10)
- 41 -- Abilene Christian (11/17/13)

### Field Goals Made

- 42 -- Savannah State (11/13/16)
- 42 -- Central Arkansas (12/19/11)
- 41 -- Northern Illinois (12/13/20)
- 40 -- Coppin State (11/15/15)
- 39 -- Nebraska (2/13/22)**
- 39 -- Maryland (2/10/22)**
- 39 -- Savannah State (12/22/18)
- 39 -- Kennesaw State (12/29/19)

### Field Goals Attempted

- 87 -- Savannah State (11/13/16)
- 79 -- Oregon (3/18/12)
- 78 -- Minnesota (12/25/20)
- 77 -- Penn State (1/31/22)**
- 77 -- Nebraska (1/7/20)
- 77 -- Nebraska (1/5/17)

### Field Goal Percentage (20 Made)

- .680 -- Illinois (1/20/19)
- .643 -- Maryland (2/8/15)
- .630 -- Indiana (1/29/12)
- .627 -- Michigan (2/5/15)
- .623 -- Abilene Christian (11/17/13)

### 3-Point Field Goals Made

- 20 -- Alabama State (11/18/21)\***
- 19 -- Maryland (2/10/22)**
- 19 -- Savannah State (12/22/18)
- 18 -- Savannah State (11/13/16)
- 17 -- North Carolina (12/8/20)
- 16 -- Nebraska (3/4/21)
- 16 -- Maryland (2/25/17)
- 16 -- TCU (3/19/17)

### 3-Point Field Goals Attempted

- 44 -- Alabama State (11/18/21)\***
- 43 -- Nebraska (3/4/21)
- 43 -- Savannah State (11/13/16)
- 42 -- Savannah State (12/22/18)
- 40 -- North Carolina (12/8/20)
- 36 -- Iowa State (12/7/17)

### 3-Point FG Percentage (10 Made)

- .714 (15-21) Illinois (1/20/19)
- .632 (12-19) Wisconsin (2/18/21)
- .619 (13-21) Northern Illinois (11/17/11)
- .615 (16-26) Maryland (2/25/17)
- .611 (11-18) Rutgers (1/31/17)

### Free Throws Made

- 39 -- Indiana (2/21/17)
- 38 -- Omaha (11/10/13)
- 35 -- NC Central (11/16/21)**
- 34 -- Green Bay (11/11/18)
- 34 -- Illinois (2/28/18)
- 33 -- Illinois (1/11/18)

### Free Throws Attempted

- 49 -- Omaha (11/10/13)
- 47 -- Indiana (2/21/17)
- 45 -- Green Bay (11/11/18)
- 43 -- UM Eastern Shore (11/14/13)
- 43 -- Michigan State (1/28/14)
- 41 -- NC Central (11/16/21)**
- 41 -- Illinois (2/28/18)

### Free Throw Percentage (10 Made)

- 1.000 (15-15) Illinois (3/8/20)
- 1.000 (15-15) Virginia (3/27/13)
- 1.000 (13-13) Purdue (12/28/16)
- .944 (17-18) Purdue (1/27/22)**
- .933 (14-15) Iowa State (12/9/21)**
- .929 (26-28) North Florida (12/22/14)
- .926 (25-27) Penn State (2/28/15)
- .923 (12-13) Iowa State (12/12/14)

### Most Rebounds

- 57 -- Western Illinois (12/3/20)
- 57 -- Md. Eastern Shore (11/14/13)
- 56 -- UNC Wilmington (11/8/13)
- 56 -- Brown (12/3/11)
- 56 -- SC State (12/19/12)
- 55 -- Minnesota (12/25/20)

### Most Assists

- 34 -- Northern Illinois (12/29/17)
- 33 -- Savannah State (11/13/16)
- 32 -- Central Arkansas (12/19/11)
- 31 -- Coppin State (11/15/15)
- 30 -- Savannah State (12/22/18)

### Most Steals

- 19 -- SIU Edwardsville (11/26/10)
- 16 -- UMBL (12/6/14)
- 15 -- Indiana (1/13/22)**
- 15 -- Western Michigan (11/22/21)**
- 15 -- Rutgers (1/31/17)
- 14 -- Kennesaw State (12/29/19)
- 14 -- Maryland (1/19/17)
- 14 -- Marquette (11/19/15)
- 14 -- Penn (11/22/13)
- 14 -- Idaho St (12/4/10)
- 14 -- Chicago St (11/11/11)

### Most Blocked Shots

- 14 -- Drake (12/19/15)\*
- 13 -- Illinois (3/5/13)
- 12 -- UNC Wilmington (11/8/13)
- 12 -- Northern Illinois (11/26/14)
- 11 -- Michigan State (12/29/15)
- 10 -- Penn State (2/15/14)
- 10 -- UT-Pan American (11/9/12)

### Fewest Turnovers

- 3 -- Temple (3/18/16)
- 3 -- Drake (12/19/15)
- 4 -- Illinois (12/6/21)**
- 4 -- Virginia (11/29/21)**
- 4 -- Michigan (1/17/16)
- 4 -- Northwestern (2/15/15)

\* -- denotes school record

## INDIVIDUAL

### Most Points:

- 44 -- Luka Garza at Michigan (12/6/19)
- 42 -- Peter Jok vs. Memphis (11/26/16)
- 41 -- Luka Garza vs. Southern (11/27/20)
- 38 -- Luka Garza at Indiana (2/13/20)
- 37 -- Keegan Murray vs. Nebraska (2/13/22)**
- 36 -- Luka Garza vs. Oregon (3/22/21)
- 35 -- Keegan Murray vs. Maryland (1/3/22)**
- 35 -- Keegan Murray vs. Utah State (12/18/21)**
- 35 -- Luka Garza vs. Western Illinois (12/3/20)
- 35 -- Peter Jok vs. Indiana (2/21/17)

### Field Goals Made

- 17 -- Luka Garza at Michigan (12/6/19)
- 15 -- Keegan Murray vs. Nebraska (2/13/22)**
- 14 -- Keegan Murray vs. Maryland (1/3/22)**
- 14 -- Luka Garza vs. Oregon (3/22/21)
- 14 -- Luka Garza vs. Southern (11/27/20)
- 14 -- Luka Garza at Indiana (2/13/20)
- 13 -- Keegan Murray vs. W. Illinois (12/29/21)**
- 13 -- Keegan Murray vs. Utah State (12/18/21)**
- 13 -- Luka Garza vs. Minnesota (1/10/21)
- 13 -- Luka Garza vs. Iowa State (12/11/20)
- 13 -- Luka Garza vs. Western Illinois (12/3/20)
- 13 -- Luka Garza vs. Penn State (1/4/20)

### Field Goals Attempted

- 32 -- Luka Garza at Michigan (12/6/19)
- 28 -- Luka Garza vs. Penn State (2/29/20)
- 27 -- Luka Garza at Minnesota (12/25/20)
- 24 -- Devyn Marble vs. Wisconsin (1/5/14)
- 24 -- Peter Jok vs. Nebraska (1/5/17)

### 3-Point FG Made

- 10 -- Jordan Bohannon at Maryland (2/10/22)\***
- 8 -- Jordan Bohannon vs. Nebraska (3/4/21)
- 8 -- Peter Jok vs. Memphis (11/26/16)
- 8 -- Jordan Bohannon vs. Maryland (2/25/17)
- 7 -- Jordan Bohannon vs. N. Carolina (12/8/20)
- 7 -- Jordan Bohannon vs. N'western (2/25/18)
- 7 -- Jordan Bohannon vs Notre Dame (11/29/16)
- 7 -- Jordan Bohannon vs TCU (3/19/17)
- 7 -- Devyn Marble vs Oregon (3/18/12)
- 7 -- Matt Gatens vs Wisconsin (2/23/12)
- 7 -- Matt Gatens vs Indiana (2/19/12)

### 3-Point Field Goals Attempted

- 16 -- Jordan Bohannon at Maryland (2/10/22)**
- 16 -- Jordan Bohannon vs. N. Carolina (12/8/20)
- 15 -- Jordan Bohannon at Notre Dame (12/3/16)
- 14 -- Jordan Bohannon at Syracuse (12/3/19)
- 14 -- Jordan Bohannon vs. Savannah St. (12/22/18)
- 14 -- Jordan Bohannon vs. N'western (2/25/18)
- 12 -- Payton Sandfort vs. Alabama St (11/18/21)**
- 12 -- Jordan Bohannon vs. Nebraska (3/4/21)
- 12 -- Jordan Bohannon at Illinois (1/11/18)
- 12 -- Jordan Bohannon vs. Omaha (12/3/16)

### Free Throws Made

- 22 -- Peter Jok vs. Indiana (2/21/17)\*
- 14 -- Roy Devyn Marble vs. UNI (12/15/12)
- 14 -- Aaron White vs. Texas (11/20/14)
- 13 -- Tyler Cook vs. UAB (11/22/17)
- 13 -- Aaron White vs. Wisconsin (1/19/13)

### Most Rebounds:

- 21 -- Keegan Murray vs. N.C. Central (11/16/21)**
- 18 -- Luka Garza vs. Wisconsin (1/27/20)
- 18 -- Luka Garza at Nebraska (1/7/20)
- 18 -- Adam Woodbury vs. Wisconsin (2/24/16)
- 17 -- Luka Garza at Minnesota (12/25/20)
- 17 -- Aaron White vs. Iowa State (12/13/13)

### Most Assists

- 13 -- Jordan Bohannon vs. TCU (3/19/17)
- 12 -- Mike Gesell vs. Minnesota (2/14/16)
- 12 -- Mike Gesell vs. Coppin State (11/15/15)
- 11 -- Joe Toussaint vs. Alabama St (11/18/21)**
- 11 -- Jordan Bohannon vs. Wisconsin (1/23/18)
- 11 -- Jordan Bohannon vs. South Dakota (3/15/17)
- 11 -- Mike Gesell vs. Michigan (3/5/16)
- 11 -- Devyn Marble vs. Wisconsin (2/22/14)
- 11 -- Bryce Cartwright vs. Dayton (3/13/12)
- 10 -- Connor McCaffery at Maryland (1/7/21)
- 10 -- Jordan Bohannon vs. Minnesota (12/9/19)
- 10 -- Jordan Bohannon vs. Minnesota (1/30/18)
- 10 -- Jordan Bohannon vs. Ohio State (1/4/18)
- 10 -- Jordan Bohannon vs. Indiana (3/9/17)
- 10 -- Mike Gesell vs. Nebraska (1/5/16)
- 10 -- Mike Gesell vs. Tenn. Tech (12/22/15)

### Most Steals

- 7 -- Eric May vs. SIUE (11/26/10)
- 6 -- Joe Toussaint at Maryland (1/7/21)
- 6 -- Jordan Bohannon vs. Pitt (11/27/18)
- 6 -- Roy Devyn Marble vs. Penn (11/22/13)
- 6 -- Eric May at Wake Forest (11/30/10)
- 5 -- Joe Toussaint vs. Kennesaw St (12/29/19)
- 5 -- Nicholas Baer vs. Drake (12/16/17)
- 5 -- Isaiah Moss vs. Indiana (3/9/17)
- 5 -- Jarryd Cole at Mich St (3/2/11)
- 5 -- Matt Gatens vs. Idaho St (12/4/10)
- 5 -- Aaron White vs. North Florida (12/22/14)
- 5 -- Mike Gesell at Penn State (2/28/15)

### Most Blocks

- 7 -- Melsahn Basabe vs. Iowa St (12/10/10)
- 7 -- Gabriel Olaseni vs. Illinois (3/5/13)
- 6 -- Nicholas Baer at Nebraska (1/5/17)
- 6 -- Jarrod Uthoff vs. Minnesota (2/14/16)
- 6 -- Jarrod Uthoff vs. Michigan State (12/29/15)
- 6 -- Nicholas Baer vs. Drake (12/19/15)
- 6 -- Melsahn Basabe vs. Ohio St (1/4/11)



# Game 1 - Iowa 106, Longwood 73

Official Box Score  
Longwood vs Iowa  
Game Totals -- Final Statistics  
November 09, 2021 at Carver-Hawkeye Arena - Iowa City



Table with 13 columns: No., Player, S, Pts, FG, 3FG, FT, OR, DR, TR, PF, A, TO, Blk, Stl, Min, +/-.

Shooting By Period table with columns: Period, FG, FG%, 3FG, 3FG%, FT, FT%, and Deadball Rebounds.

Table with 13 columns: No., Player, S, Pts, FG, 3FG, FT, OR, DR, TR, PF, A, TO, Blk, Stl, Min, +/-.

Shooting By Period table with columns: Period, FG, FG%, 3FG, 3FG%, FT, FT%, and Deadball Rebounds.

Game Notes, Officials, Start Time, End Time, Game Duration, Score, and other statistics.

# Game 2 - Iowa 89, Kansas City 57

Official Box Score  
Kansas City vs Iowa  
Game Totals -- Final Statistics  
November 12, 2021 at Carver-Hawkeye Arena - Iowa City



Table with 13 columns: No., Player, S, Pts, FG, 3FG, FT, OR, DR, TR, PF, A, TO, Blk, Stl, Min, +/-.

Shooting By Period table with columns: Period, FG, FG%, 3FG, 3FG%, FT, FT%, and Deadball Rebounds.

Table with 13 columns: No., Player, S, Pts, FG, 3FG, FT, OR, DR, TR, PF, A, TO, Blk, Stl, Min, +/-.

Shooting By Period table with columns: Period, FG, FG%, 3FG, 3FG%, FT, FT%, and Deadball Rebounds.

Game Notes, Officials, Start Time, End Time, Game Duration, Score, and other statistics.

# Game 3 - Iowa 86, N.C. Central 69

Official Box Score  
N.C. Central vs Iowa  
Game Totals -- Final Statistics  
November 16, 2021 at Carver-Hawkeye Arena - Iowa City



Table with 13 columns: No., Player, S, Pts, FG, 3FG, FT, OR, DR, TR, PF, A, TO, Blk, Stl, Min, +/-.

Shooting By Period table with columns: Period, FG, FG%, 3FG, 3FG%, FT, FT%, and Deadball Rebounds.

Table with 13 columns: No., Player, S, Pts, FG, 3FG, FT, OR, DR, TR, PF, A, TO, Blk, Stl, Min, +/-.

Shooting By Period table with columns: Period, FG, FG%, 3FG, 3FG%, FT, FT%, and Deadball Rebounds.

Game Notes, Officials, Start Time, End Time, Game Duration, Score, and other statistics.

# Game 4 - Iowa 108, Alabama State 82

Official Box Score  
Alabama St. vs Iowa  
Game Totals -- Final Statistics  
November 18, 2021 at Carver-Hawkeye Arena - Iowa City



Table with 13 columns: No., Player, S, Pts, FG, 3FG, FT, OR, DR, TR, PF, A, TO, Blk, Stl, Min, +/-.

Shooting By Period table with columns: Period, FG, FG%, 3FG, 3FG%, FT, FT%, and Deadball Rebounds.

Table with 13 columns: No., Player, S, Pts, FG, 3FG, FT, OR, DR, TR, PF, A, TO, Blk, Stl, Min, +/-.

Shooting By Period table with columns: Period, FG, FG%, 3FG, 3FG%, FT, FT%, and Deadball Rebounds.

Game Notes, Officials, Start Time, End Time, Game Duration, Score, and other statistics.

## Game 5 - Iowa 109, Western Michigan 61

Official Box Score  
**Western Mich. vs Iowa**  
 Game Totals -- Final Statistics  
 November 22, 2021 at Carver-Hawkeye Arena - Iowa City



### Western Mich. 61

No.	Player	S	Pts	FG	3FG	FT	OR	DR	TR	PF	A	T	Blk	Stl	Min	±
00	HASTINGS, MARKEESE	F	0	0-5	0-1	0-0	2	4	6	2	2	1	0	0	15	-15
02	MARTIN, ADRIAN	G	0	0-3	0-2	0-0	0	1	1	1	1	0	0	0	15	-14
11	NORMAN JR., LAMAR	G	19	7-16	5-12	0-0	0	1	1	1	2	6	0	0	31	-45
22	WRIGHT, TITUS	C	7	3-5	0-1	1-1	1	6	7	1	0	1	1	1	27	-37
32	SMITH, MACK	G	12	4-5	0-0	4-4	1	5	6	2	5	4	1	0	24	-32
01	McMILLAN, MILEEK	F	3	1-3	1-2	0-0	0	1	1	4	0	1	0	1	14	-11
12	FREEMAN, JOSIAH	G	4	2-5	0-3	0-0	0	1	1	0	0	2	0	1	20	-22
14	KIMBLE, CAMERON	G	2	1-4	0-2	0-0	0	0	0	2	1	2	0	2	11	-4
20	LOBSINGER, OWEN	F	2	1-4	0-1	0-0	2	3	5	3	1	2	0	0	16	-25
21	ETCHISON, GUS	G	4	2-10	0-2	0-0	0	3	3	0	2	1	0	1	18	-27
34	KOLP, DANNY	F	8	3-3	0-0	2-2	2	0	2	1	0	0	0	0	9	-8
	TEAM							5	0	5	0	4				
<b>TOTALS</b>				<b>61</b>	<b>24-63</b>	<b>6-26</b>	<b>7-7</b>	<b>13</b>	<b>25</b>	<b>38</b>	<b>17</b>	<b>14</b>	<b>24</b>	<b>2</b>	<b>6</b>	<b>199</b>

Shooting By Period	FG	FG%	3FG	3FG%	FT	FT%
1st Half	8-27	30%	2-14	14%	2-2	100%
2nd Half	16-36	44%	4-12	33%	5-5	100%
<b>Game</b>	<b>24-63</b>	<b>38.1%</b>	<b>6-26</b>	<b>23.1%</b>	<b>7-7</b>	<b>100.0%</b>

### Iowa 109

No.	Player	S	Pts	FG	3FG	FT	OR	DR	TR	PF	A	T	Blk	Stl	Min	±
00	REBRACA, FILIP	F	6	2-5	0-1	2-2	2	3	5	1	0	1	0	1	18	19
02	TOUSSAINT, JOE	G	6	3-6	0-0	0-0	0	1	1	2	4	1	0	3	17	18
03	BOHANNON, JORDAN	G	5	2-7	1-5	0-0	0	0	0	1	3	1	0	3	19	20
15	MURRAY, KEEGAN	F	29	10-14	2-4	7-9	3	3	6	0	0	0	3	2	21	21
30	MCCAFFERY, CONNOR	G	0	0-3	0-3	0-0	0	2	2	1	2	0	0	0	22	32
04	ULIS, AHRON	G	2	1-4	0-0	0-0	0	2	2	0	8	2	0	1	19	33
11	PERKINS, TONY	G	15	5-6	1-1	4-4	0	0	0	2	1	0	0	2	17	31
13	ASH, AUSTIN	G	4	2-5	0-1	0-0	1	0	1	0	2	1	0	0	8	6
20	SANDFORT, PAYTON	G	19	6-10	5-7	2-2	1	2	3	0	0	0	1	1	16	28
24	MURRAY, KRIS	F	12	3-6	2-3	4-4	1	7	8	1	0	0	1	2	23	30
25	LAKETA, LUC	G	3	1-1	1-1	0-0	0	0	0	0	0	0	1	6	1	-1
44	MULVEY, RILEY	C	8	3-5	0-0	2-2	2	2	4	1	0	1	0	0	13	11
	TEAM							1	4	5	0	0				
<b>TOTALS</b>				<b>109</b>	<b>38-72</b>	<b>12-26</b>	<b>21-23</b>	<b>11</b>	<b>26</b>	<b>37</b>	<b>9</b>	<b>20</b>	<b>7</b>	<b>6</b>	<b>15</b>	<b>199</b>

Shooting By Period	FG	FG%	3FG	3FG%	FT	FT%
1st Half	16-31	52%	7-12	58%	10-11	91%
2nd Half	22-41	54%	5-14	36%	11-12	92%
<b>Game</b>	<b>38-72</b>	<b>52.8%</b>	<b>12-26</b>	<b>46.2%</b>	<b>21-23</b>	<b>91.3%</b>

Score	1st	2nd	TOT	Points	WMI	UJ
WMI	20	41	61	In the Paint	30	50
U-I	49	60	109	Off Turns	6	36
				2nd Chance	10	14
				Fast Break	12	31
				Bench	23	63
				Per Poss	0.772	1.434
					27/79	47/76

Game Notes:  
 Officials: Rob Riley, Brooks Wells, Ed Phillips  
 Attendance: 10044  
 Start Time: 08:33 PM ET  
 End Time: 10:17 PM ET  
 Game Duration: 1:44

WMI led for 0:56. U-I led for 37:17.  
 Game was tied for 1:31.  
 Times tied: 1 Lead Changes: 1

## Game 6 - Iowa 85, Portland State 51

Official Box Score  
**Portland St. vs Iowa**  
 Game Totals -- Final Statistics  
 November 26, 2021 at Carver-Hawkeye Arena - Iowa City



### Portland St. 51

No.	Player	S	Pts	FG	3FG	FT	OR	DR	TR	PF	A	T	Blk	Stl	Min	±
01	JEAN-MARIE, JAMES	F	7	3-10	0-0	1-2	11	4	15	3	1	5	1	0	33	-27
05	CARTER III, MICHAEL	G	8	3-7	2-5	0-0	1	1	2	1	4	3	1	1	30	-20
22	RUFFIN, MARLON	G	18	7-14	1-6	3-4	0	4	4	2	1	2	0	2	31	-25
23	THOMAS, KHALID	F	11	5-13	0-5	1-1	1	8	9	3	1	2	0	1	27	-16
55	STARBS, MIKAL	G	0	0-6	0-3	0-0	0	1	1	2	0	4	0	0	22	-21
02	BURKE, IAN	G	2	1-2	0-0	0-0	1	0	1	0	0	0	0	0	11	-12
03	BURKE, EZEKIEL	G	3	1-5	0-3	0-0	0	3	3	0	2	5	0	0	17	-12
04	DAWSON, PARIS	G	2	0-3	0-2	2-2	0	1	1	1	0	0	0	0	9	-10
10	CURTISS, HAYDEN	F	0	0-0	0-0	0-0	0	1	1	0	0	0	0	0	3	-7
12	WOOD, TROY	F	0	0-3	0-2	0-0	1	0	1	0	0	1	0	0	2	-5
15	NELSON, GIO	G	0	0-1	0-1	0-0	0	0	0	2	0	0	0	0	2	-5
32	EYMAN, JACOB	C	0	0-1	0-0	0-0	0	0	0	3	0	1	0	2	14	-10
	TEAM							1	0	1	0	0				
<b>TOTALS</b>				<b>51</b>	<b>20-65</b>	<b>4-27</b>	<b>7-9</b>	<b>16</b>	<b>23</b>	<b>39</b>	<b>17</b>	<b>10</b>	<b>23</b>	<b>2</b>	<b>8</b>	<b>199</b>

Shooting By Period	FG	FG%	3FG	3FG%	FT	FT%
1st Half	8-28	29%	2-13	15%	2-2	100%
2nd Half	12-37	32%	2-14	14%	5-7	71%
<b>Game</b>	<b>20-65</b>	<b>30.8%</b>	<b>4-27</b>	<b>14.8%</b>	<b>7-9</b>	<b>77.8%</b>

### Iowa 85

No.	Player	S	Pts	FG	3FG	FT	OR	DR	TR	PF	A	T	Blk	Stl	Min	±
00	REBRACA, FILIP	F	5	2-5	0-0	1-2	2	7	9	1	0	3	2	1	17	11
02	TOUSSAINT, JOE	G	2	1-4	0-0	0-0	0	0	0	2	3	0	3	1	13	8
03	BOHANNON, JORDAN	G	5	1-4	0-3	3-3	0	0	0	0	1	0	0	1	25	18
15	MURRAY, KEEGAN	F	23	10-16	1-5	2-2	3	6	9	1	0	0	1	2	27	17
22	MCCAFFERY, PATRICK	F	14	5-10	1-3	3-3	0	2	2	0	1	1	0	1	20	16
04	ULIS, AHRON	G	0	0-1	0-0	0-0	0	2	2	1	0	2	0	0	12	15
11	PERKINS, TONY	G	10	4-6	0-0	2-2	1	1	2	0	2	0	0	0	13	12
13	ASH, AUSTIN	G	8	3-3	2-2	0-0	1	1	2	0	0	0	0	0	5	6
20	SANDFORT, PAYTON	G	4	1-5	0-4	2-2	1	1	2	1	2	1	2	0	20	18
23	OGUNDELE, JOSH	C	1	0-1	0-0	1-3	1	1	2	0	0	0	1	2	4	4
24	MURRAY, KRIS	F	13	5-9	2-2	1-2	3	6	9	1	2	1	0	1	20	18
25	LAKETA, LUC	G	0	0-1	0-0	0-0	1	0	1	0	0	0	0	0	2	5
30	MCCAFFERY, CONNOR	G	0	0-1	0-0	0-0	0	3	3	2	7	0	0	2	19	17
44	MULVEY, RILEY	C	0	0-0	0-0	0-0	0	0	0	0	0	0	0	0	2	5
	TEAM							0	3	3	0	0				
<b>TOTALS</b>				<b>85</b>	<b>32-66</b>	<b>6-19</b>	<b>15-19</b>	<b>13</b>	<b>30</b>	<b>43</b>	<b>12</b>	<b>15</b>	<b>13</b>	<b>4</b>	<b>11</b>	<b>199</b>

Shooting By Period	FG	FG%	3FG	3FG%	FT	FT%
1st Half	12-33	36%	2-9	22%	5-6	83%
2nd Half	20-33	61%	4-10	40%	10-13	77%
<b>Game</b>	<b>32-66</b>	<b>48.5%</b>	<b>6-19</b>	<b>31.6%</b>	<b>15-19</b>	<b>78.9%</b>

Score	1st	2nd	TOT	Points	PSU	U-I
PSU	20	31	51	In the Paint	17	46
U-I	31	54	85	Off Turns	22	23
				2nd Chance	9	17
				Fast Break	6	20
				Bench	7	36
				Per Poss	0.689	1.197
					23/74	39/71

Game Notes:  
 Officials: Donnie Eppley, John Floyd, King Whetstone  
 Attendance: 17756  
 Start Time: 07:01 PM ET  
 End Time: 08:46 PM ET  
 Game Duration: 1:45

PSU led for 0:06. U-I led for 39:02.  
 Game was tied for 0:41.  
 Times tied: 0 Lead Changes: 0

## Game 7 - Iowa 75, Virginia 74

Official Box Score  
**Iowa vs Virginia**  
 Game Totals -- Final Statistics  
 November 29, 2021 at John Paul Jones Arena - Charlottesville



### Iowa 75

No.	Player	S	Pts	FG	3FG	FT	OR	DR	TR	PF	A	T	Blk	Stl	Min	±
00	REBRACA, FILIP	F	8	4-4	0-0	0-3	2	1	3	2	0	0	0	0	28	7
02	TOUSSAINT, JOE	G	10	4-7	0-1	2-2	0	3	3	2	0	0	0	0	26	4
03	BOHANNON, JORDAN	G	20	7-12	6-9	0-0	0	1	1	3	2	0	0	0	31	-1
15	MURRAY, KEEGAN	F	18	7-13	1-4	3-5	2	7	9	1	3	2	1	0	36	-7
22	MCCAFFERY, PATRICK	F	7	3-6	1-1	0-0	1	2	3	0	3	0	1	1	24	-1
04	ULIS, AHRON	G	2	1-2	0-0	0-0	0	2	2	0	2	0	0	0	13	7
11	PERKINS, TONY	G	4	2-3	0-0	0-0	0	1	1	1	0	1	0	1	9	2
20	SANDFORT, PAYTON	G	0	0-1	0-1	0-0	0	0	0	0	0	0	1	0	3	7
24	MURRAY, KRIS	F	6	2-7	2-4	0-0	1	1	2	1	0	1	0	0	17	0
30	MCCAFFERY, CONNOR	G	0	0-1	0-1	0-0	1	2	3	0	2	0	0	0	13	-5

## Game 9 - Illinois 87, Iowa 83

Official Box Score  
Illinois vs Iowa  
Game Totals -- Final Statistics  
December 06, 2021 at Carver-Hawkeye Arena - Iowa City, IA



### Illinois 87

Table with 17 columns: No., Player, S, Pts, FG, 3FG, FT, OR, DR, TR, PF, A, TO, Blk, Stl, Min, +/-

Shooting By Period: FG, FG%, 3FG, 3FG%, FT, FT%, Deadball Rebounds: 4.0, Last FG: 2nd-01:20, Biggest Run: 10-0, Largest Lead: By 15 at 2nd-08:57, Technical Fouls: None.

### Iowa 83

Table with 17 columns: No., Player, S, Pts, FG, 3FG, FT, OR, DR, TR, PF, A, TO, Blk, Stl, Min, +/-

Shooting By Period: FG, FG%, 3FG, 3FG%, FT, FT%, Deadball Rebounds: 2.0, Last FG: 2nd-00:01, Biggest Run: 14-0, Largest Lead: By 9 at 1st-05:58, Technical Fouls: None.

### Game Notes

Score, 1st, 2nd, TOT, Points, ILL, UI, In the Paint, Off Turns, 2nd Chance, Fast Break, Bench, Per Poss

Game Notes: Officials: B.J. Carstensen, Lewis Garrison, Eric Curry  
Start Time: 07:01 PM ET  
Conference Game:

## Game 10 - #17 Iowa State 73, Iowa 53

Official Box Score  
Iowa vs #17 Iowa State  
Game Totals -- Final Statistics  
December 09, 2021 at James H. Hilton Coliseum - Ames, Iowa

### Iowa 53

Table with 17 columns: No., Player, S, Pts, FG, 3FG, FT, OR, DR, TR, PF, A, TO, Blk, Stl, Min, +/-

Shooting By Period: FG, FG%, 3FG, 3FG%, FT, FT%, Deadball Rebounds: 1.0, Last FG: 2nd-00:35, Biggest Run: 7-0, Largest Lead: By 4 at 1st-11:52, Technical Fouls: None.

### #17 Iowa State 73

Table with 17 columns: No., Player, S, Pts, FG, 3FG, FT, OR, DR, TR, PF, A, TO, Blk, Stl, Min, +/-

Shooting By Period: FG, FG%, 3FG, 3FG%, FT, FT%, Deadball Rebounds: 3.2, Last FG: 2nd-03:26, Biggest Run: 9-0, Largest Lead: By 24 at 2nd-12:22, Technical Fouls: None.

### Game Notes

Score, 1st, 2nd, TOT, Points, IOW, ISU, In the Paint, Off Turns, 2nd Chance, Fast Break, Bench, Per Poss

Game Notes: Officials: Keith Kimble, Bert Smith, Brooks Wells  
Attendance: 14287  
Start Time: 09:01 PM ET  
Game Duration: 2:10

## Game 11 - Iowa 94, Utah State 75

Official Box Score  
Utah State vs Iowa  
Game Totals -- Final Statistics  
December 19, 2021 at Sanford Pentagon



### Utah State 75

Table with 17 columns: No., Player, S, Pts, FG, 3FG, FT, OR, DR, TR, PF, A, TO, Blk, Stl, Min, +/-

Shooting By Period: FG, FG%, 3FG, 3FG%, FT, FT%, Last FG: 2nd-01:24, Largest Lead: By 4 at Technical Fouls: #0 TEAM @ 2nd - 10:22.

### Iowa 94

Table with 17 columns: No., Player, S, Pts, FG, 3FG, FT, OR, DR, TR, PF, A, TO, Blk, Stl, Min, +/-

Shooting By Period: FG, FG%, 3FG, 3FG%, FT, FT%, Last FG: 2nd-00:57, Largest Lead: By 29 at Technical Fouls: #0 TEAM @ 1st - 17:32.

### Game Notes

Score, 1st, 2nd, TOT, Points, USU, UI, In the Paint, Off Turns, 2nd Chance, Fast Break, Bench, Per Poss

Game Notes: Officials: Kelly Pfeifer, Rob Kueneman, Larry Scortitto  
Attendance: 10891  
Start Time: 02:30 AM  
Neutral Court:

## Game 12 - Iowa 93, Southeastern Louisiana 62

Official Box Score  
Southeastern La. vs Iowa  
Game Totals -- Final Statistics  
December 21, 2021 at Carver-Hawkeye Arena - Iowa City



### Southeastern La. 62

Table with 17 columns: No., Player, S, Pts, FG, 3FG, FT, OR, DR, TR, PF, A, TO, Blk, Stl, Min, +/-

Shooting By Period: FG, FG%, 3FG, 3FG%, FT, FT%, Deadball Rebounds: 4.0, Last FG: 2nd-00:27, Biggest Run: 8-0, Largest Lead: By 0 at 1st-19:30, Technical Fouls: None.

### Iowa 93

Table with 17 columns: No., Player, S, Pts, FG, 3FG, FT, OR, DR, TR, PF, A, TO, Blk, Stl, Min, +/-

Shooting By Period: FG, FG%, 3FG, 3FG%, FT, FT%, Deadball Rebounds: 2.0, Last FG: 2nd-00:19, Biggest Run: 9-0, Largest Lead: By 37 at 2nd-01:29, Technical Fouls: None.

### Game Notes

Score, 1st, 2nd, TOT, Points, SEL, UI, In the Paint, Off Turns, 2nd Chance, Fast Break, Bench, Per Poss

Game Notes: Officials: Chris Beaver, Courtney Green, Brian McNutt  
Attendance: 10891  
Start Time: 09:01 PM ET  
Game Duration: 1:52



# Game 13 - Iowa 92, Western Illinois 71

Official Box Score  
Western Ill. vs Iowa  
Game Totals -- Final Statistics  
December 29, 2021 at Carver-Hawkeye Arena - Iowa City



No.	Player	S	Pts	FG	3FG	FT	OR	DR	TR	PF	A	TBk	Stl	Min	+	
02	PEARSON, TAMELL	F	4	2-4	0-0	0-0	2	2	4	2	1	3	0	1	33	-22
05	MASSNER, TRENTON	G	20	9-17	0-4	2-2	0	2	2	1	2	1	0	2	38	-20
15	SANDAGE, COLTON	G	15	6-14	3-11	0-0	0	4	4	2	0	0	0	0	28	-15
25	CARIUS, WILL	F	12	4-16	2-9	2-2	5	4	9	3	0	0	0	0	34	-18
44	BARISIC, LUKA	F	12	5-13	0-6	2-2	2	1	3	2	0	0	0	1	21	-7
03	BURRELL, CAMERON	F	0	0-1	0-0	0-0	0	0	0	0	0	0	0	0	4	-7
11	FLORES, JADRIAN	G	2	1-2	0-0	0-0	1	0	1	3	0	1	0	1	9	-4
12	ANHOLD, ADAM	F	0	0-0	0-0	0-0	0	0	0	0	0	0	0	0	2	0
13	LAMAR, BRADEN	G	0	0-0	0-0	0-0	0	0	0	1	0	0	0	0	3	-2
21	JETER IV, ROBERT	G	0	0-0	0-0	0-0	0	0	0	0	0	1	0	0	2	-2
22	LEE, KJ	G	0	0-1	0-0	0-0	0	0	0	0	0	0	0	0	3	-2
24	DIXON, GEORGE	F	6	3-4	0-0	0-0	1	6	7	2	1	2	0	1	22	-6
	TEAM						1	0	1	0	0	0	0	1		
<b>TOTALS</b>			<b>71</b>	<b>30-72</b>	<b>5-30</b>	<b>6-6</b>	<b>12</b>	<b>19</b>	<b>31</b>	<b>16</b>	<b>4</b>	<b>9</b>	<b>0</b>	<b>6</b>	<b>200</b>	

Shooting By Period	FG	FG%	3FG	3FG%	FT	FT%	Deadball Rebounds: 0.0
1st Half	14-37	38%	3-19	16%	2-2	100%	Last FG: 2nd-03:21
2nd Half	16-35	46%	2-11	18%	4-4	100%	Biggest Run: 6-0
<b>Game</b>	<b>30-72</b>	<b>41.7%</b>	<b>5-30</b>	<b>16.7%</b>	<b>6-6</b>	<b>100.0%</b>	Largest lead: By 9 at 1st-19:21

No.	Player	S	Pts	FG	3FG	FT	OR	DR	TR	PF	A	TBk	Stl	Min	+	
00	REBRACA, FILIP	F	5	2-3	0-0	1-2	0	4	4	0	0	1	0	0	17	13
02	TOUSSAINT, JOE	G	2	0-1	0-0	2-2	1	4	5	1	1	0	0	0	13	4
03	BOHANNON, JORDAN	G	13	3-9	1-6	6-6	0	1	1	2	3	1	0	0	24	22
15	MURRAY, KEEGAN	F	29	13-20	1-4	2-3	2	8	10	1	3	1	3	3	35	27
22	MCCAFFERY, PATRICK	F	11	4-8	1-2	2-2	0	3	3	0	1	2	2	2	24	11
04	ULIS, AHRON	G	7	1-3	0-0	5-5	0	3	3	3	5	2	0	1	19	4
11	PERKINS, TONY	G	4	2-4	0-0	0-0	0	3	3	1	2	1	0	0	21	10
13	ASH, AUSTIN	G	2	1-1	0-0	0-0	0	0	0	0	0	0	0	0	3	2
20	SANDFORT, PAYTON	G	13	5-7	3-3	0-0	4	1	5	1	0	0	0	1	17	11
24	MURRAY, KRIS	F	6	3-7	0-0	0-0	3	1	4	3	0	2	2	0	13	-6
25	LAKETA, LUC	G	0	0-0	0-0	0-0	0	0	0	0	0	0	0	0	2	0
30	MCCAFFERY, CONNOR	G	0	0-0	0-0	0-0	0	1	1	0	0	0	0	0	10	5
44	MULVEY, RILEY	C	0	0-0	0-0	0-0	0	0	0	0	0	0	1	0	2	2
	TEAM						1	1	2	0	1					
<b>TOTALS</b>			<b>92</b>	<b>34-63</b>	<b>6-15</b>	<b>18-20</b>	<b>11</b>	<b>30</b>	<b>41</b>	<b>12</b>	<b>15</b>	<b>12</b>	<b>8</b>	<b>5</b>	<b>200</b>	

Shooting By Period	FG	FG%	3FG	3FG%	FT	FT%	Deadball Rebounds: 1.0
1st Half	21-36	58%	5-10	50%	6-7	86%	Last FG: 2nd-01:49
2nd Half	13-27	48%	1-5	20%	12-13	92%	Biggest Run: 4-0
<b>Game</b>	<b>34-63</b>	<b>54.0%</b>	<b>6-15</b>	<b>40.0%</b>	<b>18-20</b>	<b>90.0%</b>	Largest lead: By 21 at 2nd-01:49

Game Notes	Score	1st	2nd	TOT	Points	WIU	UI
Officials: Donnie Eppley, Brandon Cruz, Chad Barlow	WIU	33	38	71	In the Paint	42	54
Attendance: 19056	UI	53	39	92	Off Turns	14	9
Start Time: 08:01 PM ET	WIU led for 0:00, UI led for 39:26.				2nd Chance	13	12
End Time: 09:46 PM ET	Game was tied for 0:28.				Fast Break	2	31
Game Duration: 1:44	Times tied: 1	Lead Changes: 0			Bench	8	32
	Per Poss		1.014	1.298			32/70
							42/71

# Game 15 - #23 Wisconsin 87, Iowa 78

Official Box Score  
Iowa vs Wisconsin  
Game Totals -- Final Statistics  
January 06, 2022 at Kohl Center (Al Nicholas Court) - Madison



No.	Player	S	Pts	FG	3FG	FT	OR	DR	TR	PF	A	TBk	Stl	Min	+	
00	REBRACA, FILIP	F	2	1-2	0-0	0-0	0	1	1	2	0	0	0	0	12	-11
02	TOUSSAINT, JOE	G	6	3-5	0-1	0-0	0	0	0	1	4	2	0	0	28	-13
03	BOHANNON, JORDAN	G	12	3-6	3-6	3-6	0	1	1	2	3	0	0	0	19	-3
15	MURRAY, KEEGAN	F	27	10-16	2-4	5-9	1	4	5	0	0	3	3	1	35	-17
22	MCCAFFERY, PATRICK	F	10	4-10	0-2	2-3	1	6	7	4	3	0	1	0	26	-8
04	ULIS, AHRON	G	2	1-2	0-0	0-0	0	3	3	0	2	1	0	0	15	-8
11	PERKINS, TONY	G	0	0-4	0-1	0-0	1	0	1	2	1	0	0	0	11	-9
13	ASH, AUSTIN	G	2	1-1	0-0	0-0	0	0	0	0	0	0	0	0	1	7
20	SANDFORT, PAYTON	G	0	0-2	0-1	0-0	1	0	1	1	2	1	0	0	7	-3
23	OGUNDELE, JOSH	C	3	1-2	0-0	1-1	1	0	1	1	0	0	1	0	4	9
24	MURRAY, KRIS	F	12	5-10	2-5	0-0	0	3	3	3	2	1	2	2	20	7
30	MCCAFFERY, CONNOR	G	0	0-0	0-0	0-0	1	0	1	5	2	0	0	1	15	2
44	MULVEY, RILEY	C	2	1-1	0-0	0-0	0	1	1	1	0	0	0	0	6	2
	TEAM						0	1	1	0	0					
<b>TOTALS</b>			<b>78</b>	<b>30-61</b>	<b>7-20</b>	<b>11-19</b>	<b>6</b>	<b>20</b>	<b>26</b>	<b>22</b>	<b>19</b>	<b>8</b>	<b>7</b>	<b>4</b>	<b>199</b>	

Shooting By Period	FG	FG%	3FG	3FG%	FT	FT%	Deadball Rebounds: 3.2
1st Half	14-32	44%	1-6	17%	3-6	50%	Last FG: 2nd-00:15
2nd Half	16-29	55%	6-14	43%	8-13	62%	Biggest Run: 9-0
<b>Game</b>	<b>30-61</b>	<b>49.2%</b>	<b>7-20</b>	<b>35.0%</b>	<b>11-19</b>	<b>57.9%</b>	Largest lead: By 23 at 2nd-01:54

No.	Player	S	Pts	FG	3FG	FT	OR	DR	TR	PF	A	TBk	Stl	Min	+	
01	DAVIS, JOHNNY	G	26	10-18	3-7	3-5	1	8	9	3	5	2	0	0	35	21
05	WAHL, TYLER	F	16	6-7	0-0	4-8	3	6	9	2	2	1	2	32	15	
22	CROWL, STEVEN	F	12	6-8	0-0	0-0	1	2	3	2	3	0	0	1	24	24
23	HEPBURN, CHUCKY	G	11	3-9	1-4	4-4	0	2	2	2	1	0	0	2	31	21
34	DAVISON, BRAD	G	18	6-11	1-3	5-5	3	4	7	1	2	1	0	1	32	17
00	NEATH, JAHCOBI	G	2	1-3	0-1	0-1	1	3	4	1	1	1	0	0	14	-2
02	DAVIS, JORDAN	G	0	0-0	0-0	0-0	0	0	0	0	0	0	0	0	1	-7
04	HIGGINBOTTOM, CARTER	G	0	0-1	0-0	0-0	0	0	0	0	0	0	0	0	1	-8
10	LINDSEY, ISAAC	G	0	0-0	0-0	0-0	0	0	0	0	0	0	0	0	4	-4
11	BOWMAN II, LORNE	G	0	0-3	0-1	0-0	0	0	0	2	0	1	0	0	9	-8
14	GILMORE, CARTER	F	2	1-2	0-1	0-0	0	0	0	3	0	0	0	0	7	1
20	CARLSON, BEN	F	0	0-1	0-0	0-0	0	0	0	0	0	0	0	0	1	-7
33	VOGT, CHRIS	C	0	0-3	0-0	0-0	2	2	4	3	1	0	0	0	12	-10
35	SILVER, MARKUS	F	0	0-0	0-0	0-0	0	0	0	1	0	1	0	0	1	-8
	TEAM						4	1	5	0	1					
<b>TOTALS</b>			<b>87</b>	<b>33-66</b>	<b>5-17</b>	<b>16-23</b>	<b>15</b>	<b>28</b>	<b>43</b>	<b>20</b>	<b>15</b>	<b>8</b>	<b>1</b>	<b>6</b>	<b>199</b>	

Shooting By Period	FG	FG%	3FG	3FG%	FT	FT%	Deadball Rebounds: 3.2
1st Half	17-34	50%	4-14	29%	7-12	58%	Last FG: 2nd-03:02
2nd Half	16-32	50%	1-3	33%	9-11	82%	Biggest Run: 12-0
<b>Game</b>	<b>33-66</b>	<b>50.0%</b>	<b>5-17</b>	<b>29.4%</b>	<b>16-23</b>	<b>69.6%</b>	Largest lead: By 23 at 2nd-07:08

Game Notes	Score	1st	2nd	TOT	Points	IOW	WIS
Officials: Kelly Pfeiffer, Don Dally, Brian Dorsey	IOW	32	46	78	In the Paint	38	40
Attendance: 15212	WIS	45	42	87	Off Turns	8	13
Start Time: 09:08 PM ET	IOW led for 9:40, WIS led for 37:50.				2nd Chance	14	18
End Time: 11:08 PM ET	Game was tied for 1:15.				Fast Break	9	5
Game Duration: 2:01	Times tied: 2	Lead Changes: 1			Bench	21	4
Conference Game:	Per Poss		1.130	1.243			36/69

# Game 17 - Iowa 81, Minnesota 71

Official Box Score  
Iowa vs Minnesota  
Game Totals -- Final Statistics  
January 16, 2022 at Williams Arena - Minneapolis



No.	Player	S	Pts	FG	3FG	FT	OR	DR	TR	PF	A	TO	Bk	Stl	Min	+/-
00	REBRACA, FILIP	F	12	6-11	0-1	0-0	6	6	12	2	1	2	3	3	2	8
02	TOUSSAINT, JOE	G	8	4-8	0-2	0-1	0	2	2	1	7	3	0	1	26	6
03	BOHANNON, JORDAN	G	12	3-11	2-8	4-4	1	2	3	2	2	1	0	3	30	9
15	MURRAY, KEEGAN	F	25	11-17	1-3	2-3	4	6	10	2	2	0	2	2	36	6
22	MCCAFFERY, PATRICK	F	12	4-11	2-5	2-4	0	3	3	0	1	0	1	1	31	11
04	ULIS, AHRON	G	0	0-1	0-0	0-0	1	1	2	2	3	0	0	0	12	-1
11	PERKINS, TONY	G	5	2-3	0-0	1-1	0	2	2	1	1	0	0	0	12	7
20	MURRAY, PAYTON	G	2	1-2	0-1	0-0	0	1	1	2	2	0	0	0	9	-1
24	MURRAY, KRIS	F	5	2-4	0-2	1-3	1	1	2	2	1	1	0	1	11	3
	TEAM						2	1	3	0	0	0	0			
<b>TOTALS</b>			<b>81</b>	<b>33-68</b>	<b>5-22</b>	<b>10-16</b>	<b>15</b>	<b>25</b>	<b>40</b>	<b>14</b>	<b>18</b>	<b>8</b>	<b>5</b>	<b>10</b>	<b>200</b>	

Shooting By Period	FG	FG%	3FG	3FG%	FT	FT%	Deadball Rebounds: 2.0
1st Half	20-42	48%	3-9	22%	1-1	100%	Last FG: 2nd-00:59
2nd Half	13-26	50%	3-13	23%	9-15	60%	Biggest Run: 8-0
<b>Game</b>	<b>33-68</b>	<b>48.5%</b>	<b>6-22</b>	<b>27.7%</b>	<b>10-16</b>	<b>62.5%</b>	Largest lead: By 23 at 2nd-11:54 Technical Fouls: None.

## Minnesota 71

No.	Player	S	Pts	FG	3FG	FT	OR	DR	TR	PF	A	TO	Bk	Stl	Min	+/-
00	WILLIS, PAYTON	G	11	4-8	0-3	3-5	0	6	6	3	4	3	0	2	37	-8
10	BATTLE, JAMISON	F	20	7-14	4-7	2-4	0	8	8	2	2	2	0	0	39	-6
12	LOEWE, LUKE	G	4	2-8	0-1	0-0	0	0	0	5	0	2	0	0	31	-9
15	DANIELS, CHARLIE	F	4	2-4	0-0	0-0	1	4	5	3	3	2	1	28	-19	
20	STEPHENS, E.J.	G	22	9-15	2-5	2-2	0	2	2	1	2	0	1	40	-10	
02	THIAM, ABDOLAYE	G	2	1-2	0-0	0-0	0	0	0	1	1	0	0	0	4	-6
25	RAMBERG, WILL	G	0	0-1	0-0	0-0	1	1	2	1	1	0	0	1	11	-3
42	THOMPSON, TREYTON	C	8	3-3	0-0	2-3	2	0	2	2	0	0	0	0	11	11
	TEAM						3	3	6	0	1					
<b>TOTALS</b>			<b>71</b>	<b>28-55</b>	<b>6-16</b>	<b>9-14</b>	<b>7</b>	<b>24</b>	<b>31</b>	<b>18</b>	<b>12</b>	<b>14</b>	<b>2</b>	<b>5</b>	<b>200</b>	

Shooting By Period	FG	FG%	3FG	3FG%	FT	FT%	Deadball Rebounds: 0.0
1st Half	12-27	44%	1-7	14%	2-5	40%	Last FG: 2nd-01:30
2nd Half	16-28	57%	5-9	56%	7-9	78%	Biggest Run: 9-0
<b>Game</b>	<b>28-55</b>	<b>50.9%</b>	<b>6-16</b>	<b>37.5%</b>	<b>9-14</b>	<b>64.3%</b>	Largest lead: By 5 at 1st-17:23 Technical Fouls: None.

Game Notes:	Score	1st	2nd	TOT	Points	IWA	UMN
Officials: Larry Scrotto, Brian Dorsey, Brandon Cruz Attendance: 19925	IWA	43	38	81	In the Paint	52	32
Start Time: 02:08 PM ET End Time: 04:31 PM ET Game Duration: 2:23 Conference Game:	UMN	27	44	71	Off Turns	12	11
					2nd Chance	17	3
					Fast Break	12	2
					Bench	12	10
					Per Poss	39/67	10/44
							33/68

# Game 19 - Iowa 68, Penn State 51

Official Box Score  
Penn St. vs Iowa  
Game Totals -- Final Statistics  
January 22, 2022 at Carver-Hawkeye Arena - Iowa City



No.	Player	S	Pts	FG	3FG	FT	OR	DR	TR	PF	A	TO	Bk	Stl	Min	+/-
01	LUNDY, SETH	F	8	3-11	2-7	0-0	0	5	5	2	0	1	1	0	29	-21
03	SESSOMS, SAM	G	6	2-6	1-3	1-2	0	1	1	2	4	2	0	0	29	20
05	LEE, GREG	F	6	1-5	0-0	4-4	2	6	8	4	1	4	0	1	25	-4
21	HARRAR, JOHN	F	0	0-4	0-0	0-0	3	2	5	2	1	0	0	0	23	-7
22	PICKETT, JALEN	G	14	5-12	1-6	3-4	0	3	3	0	3	4	0	2	37	-20
02	DREAD, MYLES	G	9	3-6	3-6	0-0	1	1	2	1	0	0	0	1	23	-9
11	CORNWALL, JAHEAM	G	5	2-5	0-2	1-1	0	0	0	0	0	0	0	0	11	6
13	SCOTT, JEVONNIE	F	3	1-2	0-1	1-2	1	2	3	3	1	2	0	0	13	-6
14	WHITE, JALANNI	F	0	0-0	0-0	0-0	0	1	1	3	0	1	0	0	10	-4
23	JOHNSON, DALLION	G	0	0-0	0-0	0-0	0	0	0	1	0	0	0	0	0	0
	TEAM						4	2	6	0	0	3				
<b>TOTALS</b>			<b>51</b>	<b>17-51</b>	<b>7-25</b>	<b>10-13</b>	<b>11</b>	<b>23</b>	<b>34</b>	<b>18</b>	<b>10</b>	<b>17</b>	<b>1</b>	<b>4</b>	<b>200</b>	

Shooting By Period	FG	FG%	3FG	3FG%	FT	FT%	Deadball Rebounds: 0.0
1st Half	9-26	35%	4-13	31%	3-3	100%	Last FG: 2nd-05:19
2nd Half	8-25	32%	3-12	25%	7-10	70%	Biggest Run: 5-0
<b>Game</b>	<b>17-51</b>	<b>33.3%</b>	<b>7-25</b>	<b>28.0%</b>	<b>10-13</b>	<b>76.9%</b>	Largest lead: By 2 at 1st-02:27 Technical Fouls: None.

## Iowa 68

No.	Player	S	Pts	FG	3FG	FT	OR	DR	TR	PF	A	TO	Bk	Stl	Min	+/-
00	REBRACA, FILIP	F	8	4-5	0-0	0-0	0	5	5	2	0	1	0	0	20	8
02	TOUSSAINT, JOE	G	4	1-4	0-2	2-2	1	2	3	2	4	2	0	3	23	22
03	BOHANNON, JORDAN	G	11	3-8	3-7	2-2	0	2	2	1	0	1	0	1	33	24
15	MURRAY, KEEGAN	F	15	4-12	1-7	6-8	2	6	8	1	2	1	3	1	40	17
22	MCCAFFERY, PATRICK	F	11	4-9	3-6	0-0	0	2	2	1	4	0	2	2	27	21
04	ULIS, AHRON	G	2	1-1	0-0	0-0	0	0	0	0	0	1	0	0	6	-6
11	PERKINS, TONY	G	4	2-7	0-3	0-0	3	1	4	3	0	0	0	0	15	-7
24	MURRAY, KRIS	F	13	3-5	3-5	4-6	2	2	4	2	2	1	0	2	20	9
30	MCCAFFERY, CONNOR	G	0	0-3	0-2	0-0	1	2	3	1	3	1	0	0	16	-3
	TEAM						2	4	6	0	2					
<b>TOTALS</b>			<b>68</b>	<b>22-54</b>	<b>10-32</b>	<b>14-18</b>	<b>11</b>	<b>26</b>	<b>37</b>	<b>13</b>	<b>15</b>	<b>10</b>	<b>5</b>	<b>9</b>	<b>200</b>	

Shooting By Period	FG	FG%	3FG	3FG%	FT	FT%	Deadball Rebounds: 2.0
1st Half	12-27	44%	5-15	33%	1-2	50%	Last FG: 2nd-05:20
2nd Half	10-27	37%	5-17	29%	13-16	81%	Biggest Run: 5-0
<b>Game</b>	<b>22-54</b>	<b>40.7%</b>	<b>10-32</b>	<b>31.3%</b>	<b>14-18</b>	<b>77.8%</b>	Largest lead: By 17 at 1st-00:46 Technical Fouls: None.

Game Notes:	Score	1st	2nd	TOT	Points	PSU	UI
Officials: Rob Riley, D.J. Carstensen, Rob Kueneman Attendance: 19856	PSU	25	26	51	In the Paint	18	12
Start Time: 04:32 PM ET End Time: 06:30 PM ET Game Duration: 1:57 Conference Game:	UI	30	38	68	Off Turns	7	12
					2nd Chance	6	12
					Fast Break	0	2
					Bench	17	19
					Per Poss	0.797	1.133
						22/64	29/60

# Game 18 - Rutgers 48, Iowa 46

Official Box Score  
Iowa vs Rutgers  
Game Totals -- Final Statistics  
January 19, 2022 at Jersey Mike's Arena - Piscataway



No.	Player	S	Pts	FG	3FG	FT	OR	DR	TR	PF	A	TO	Bk	Stl	Min	+/-
00	REBRACA, FILIP	F	8	4-10	0-0	0-1	4	6	10	3	0	1	0	2	34	-2
02	TOUSSAINT, JOE	G	8	2-3	1-1	3-4	1	4	5	1	5	3	0	3	34	4
03	BOHANNON, JORDAN	G	6	2-11	2-10	0-0	0	1	1	2	0	1	0	0	28	5
15	MURRAY, KEEGAN	F	13	5-14	2-6	1-2	3	10	13	4	1	2	2	1	35	-4
22	MCCAFFERY, PATRICK	F	11	4-12	1-5	2-4	1	2	3	0	2	0	1	1	31	5
04	ULIS, AHRON	G	0	0-2	0-0	0-0	0	0	0	1	0	1	0	0	6	-6
11	PERKINS, TONY	G	0	0-2	0-1	0-0	0	0	0	0	1	0	1	0	10	-7
13	ASH, AUSTIN	G	0	0-0	0-0	0-0	0	0	0	0	0	0	0	0	0	0
20	SANFORD, PAYTON	F	0	0-1	0-0	0-0	0	0	0	0	0	0	0	0	3	0
24	MURRAY, KRIS	G	0	0-5	0-3	0-0	0	0	0	2	0	0	2	0	11	2
30	MCCAFFERY, CONNOR	G	0	0-1	0-1	0-0	0	3	3	2	0	1	0	0	9	-7
	TEAM						0	2	3	0	0	0	0			
<b>TOTALS</b>			<b>46</b>	<b>17-61</b>	<b>6-27</b>	<b>6-11</b>	<b>9</b>	<b>29</b>	<b>38</b>	<b>16</b>	<b>8</b>	<b>10</b>				

## Game 21 - Penn State 90, Iowa 86 (2 OT)

### Iowa vs Penn St. Game Totals -- Final Statistics January 31, 2022 at Bryce Jordan Center - University Park



#### Iowa 86

No.	Player	S	Pts	FG	3FG	FT	OR	DR	TR	PF	A	To	Bk	Stl	Min	±
00	REBRACA, FILIP	F	11	4-5	0-0	3-3	3	3	6	3	0	1	1	32	-11	
02	TOUSSAINT, JOE	G	0	0-4	0-1	0-0	1	4	5	2	1	0	0	19	-8	
03	BOHANNON, JORDAN	G	2	0-7	0-4	2-2	0	0	0	0	5	0	0	35	-5	
15	MURRAY, KEEGAN	F	21	6-18	2-7	7-10	4	2	6	4	0	1	1	31	-14	
22	MCCAFFERY, PATRICK	F	16	6-13	3-6	1-2	1	6	7	3	1	1	0	37	1	
04	ULIS, AHRON	G	7	0-7	0-0	7-8	2	3	5	2	5	0	0	27	2	
11	PERKINS, TONY	G	4	2-4	0-0	0-0	1	1	2	1	1	1	0	16	-1	
13	ASH, AUSTIN	G	0	0-0	0-0	0-0	0	0	0	0	0	0	0	0	-2	
20	SANDFORT, PAYTON	G	5	2-4	1-3	0-0	0	1	1	1	0	0	0	11	10	
24	MURRAY, KRIS	F	8	3-7	1-3	1-3	1	3	4	4	3	3	1	25	1	
30	MCCAFFERY, CONNOR	G	12	4-8	4-7	0-0	1	5	6	2	0	0	3	16	5	
	TEAM							1	1	0						
<b>TOTALS</b>			<b>86</b>	<b>27-77</b>	<b>11-31</b>	<b>21-28</b>	<b>14</b>	<b>29</b>	<b>43</b>	<b>22</b>	<b>17</b>	<b>8</b>	<b>3</b>	<b>7</b>	<b>250</b>	

#### Shooting By Period

Period	FG	FG%	3FG	3FG%	FT	FT%
1st Half	12-28	43%	6-14	43%	4-6	67%
2nd Half	11-33	33%	4-11	36%	6-8	75%
3rd Half	2-5	40%	0-1	00%	3-4	80%
4th Half	2-11	18%	1-5	20%	3-4	75%
<b>Game</b>	<b>27-77</b>	<b>35.1%</b>	<b>11-31</b>	<b>35.5%</b>	<b>21-28</b>	<b>75.0%</b>

#### Penn St. 90

No.	Player	S	Pts	FG	3FG	FT	OR	DR	TR	PF	A	To	Bk	Stl	Min	±
01	LUNDY, SETH	F	17	7-12	2-5	1-1	3	8	11	4	2	2	1	2	41	-2
02	DREAD, MYLES	G	12	5-10	2-7	4-2	2	7	9	3	3	0	0	1	41	2
21	HARRAR, JOHN	F	19	6-10	0-0	7-11	2	8	10	3	0	4	0	28	0	
22	PICKETT, JALEN	G	13	5-16	2-9	1-1	1	6	7	2	2	0	1	2	49	5
23	JOHNSON, DALLION	G	4	2-3	0-1	0-0	0	1	1	1	1	0	0	13	8	
03	SESSOMS, SAM	G	9	4-12	0-1	1-2	1	4	5	3	0	1	0	1	28	0
04	DORSEY, CALEB	F	0	0-2	0-0	0-0	0	0	0	2	0	2	0	6	-1	
05	LEE, GREG	F	16	6-7	0-0	4-5	5	3	8	3	2	1	0	27	8	
11	CORNWALL, JAHAM	G	0	0-2	0-0	0-0	0	1	1	2	1	0	0	15	-1	
14	WHITE, JALANNI	F	0	0-0	0-0	0-0	0	0	0	1	0	0	0	1	1	
	TEAM							1	0	1						
<b>TOTALS</b>			<b>90</b>	<b>33-74</b>	<b>6-27</b>	<b>18-24</b>	<b>15</b>	<b>38</b>	<b>53</b>	<b>23</b>	<b>12</b>	<b>2</b>	<b>6</b>	<b>250</b>		

#### Shooting By Period

Period	FG	FG%	3FG	3FG%	FT	FT%
1st Half	13-29	45%	2-14	14%	4-7	57%
2nd Half	14-33	42%	2-9	22%	4-5	80%
3rd Half	3-7	43%	2-2	100%	4-5	80%
4th Half	3-5	60%	0-2	00%	6-7	86%
<b>Game</b>	<b>33-74</b>	<b>44.6%</b>	<b>6-27</b>	<b>22.2%</b>	<b>18-24</b>	<b>75.0%</b>

#### Game Notes:

Officials: Larry Sciprioto, D.J. Carstensen, Paul Szec  
Attendance: 1977  
Start Time: 07:01 PM ET  
End Time: 09:37 PM ET  
Game Duration: 2:36  
Conference Game:

Score	1st	2nd	3rd	4th	TOT	Points	IOW	PSU
IOW	34	32	12	8	86	In the Paint	28	44
PSU	32	34	12	9	90	Off Turns	8	9
						2nd Chance	19	17
						Fast Break	11	5
						Bench	36	25
						Per Poss	1.075	1.159
							38.80	42.79

## Game 23 - Iowa 110, Maryland 87

### Iowa vs Maryland Game Totals -- Final Statistics February 10, 2022 at XFINITY Center - College Park



#### Iowa 110

No.	Player	S	Pts	FG	3FG	FT	OR	DR	TR	PF	A	To	Bk	Stl	Min	±
00	REBRACA, FILIP	F	8	2-3	0-0	2-2	3	4	7	1	2	1	0	22	21	
03	BOHANNON, JORDAN	G	30	10-16	10-16	0-0	0	3	3	1	5	0	0	2	31	30
11	PERKINS, TONY	G	5	2-4	0-0	1-2	1	3	4	0	3	1	0	16	18	
15	MURRAY, KEEGAN	F	30	12-14	2-3	4-7	1	6	7	1	1	2	2	0	30	30
22	MCCAFFERY, PATRICK	F	6	2-7	1-4	1-2	0	2	2	1	3	1	0	0	23	26
02	TOUSSAINT, JOE	G	5	2-5	0-2	1-2	1	1	2	0	5	0	0	1	18	0
04	ULIS, AHRON	G	3	1-5	0-1	1-2	0	1	1	1	3	0	0	1	14	-3
13	ASH, AUSTIN	G	6	2-3	2-3	0-0	0	0	0	0	0	0	0	0	7	-10
20	SANDFORT, PAYTON	G	0	3-4	3-3	0-0	2	1	3	2	1	0	0	0	14	8
23	OGUNDELE, JOSH	C	2	1-1	0-0	0-0	0	0	1	2	0	1	0	0	4	-4
24	MURRAY, KRIS	F	8	2-3	1-2	3-4	2	3	5	1	1	0	1	2	13	2
25	LAKETA, LUC	G	0	0-0	0-0	0-0	0	0	0	0	0	0	0	0	2	1
30	MCCAFFERY, CONNOR	G	0	0-0	0-0	0-0	1	0	1	1	0	0	0	0	4	0
44	MULVEY, RILEY	C	0	0-0	0-0	0-0	0	0	0	1	0	0	0	0	4	-4
	TEAM							1	0	1						
<b>TOTALS</b>			<b>110</b>	<b>39-65</b>	<b>19-34</b>	<b>13-21</b>	<b>12</b>	<b>25</b>	<b>37</b>	<b>13</b>	<b>22</b>	<b>9</b>	<b>3</b>	<b>8</b>	<b>200</b>	

#### Shooting By Period

Period	FG	FG%	3FG	3FG%	FT	FT%
1st Half	21-35	60%	10-16	63%	5-8	63%
2nd Half	18-30	60%	9-18	50%	8-13	62%
<b>Game</b>	<b>39-65</b>	<b>60.0%</b>	<b>19-34</b>	<b>55.9%</b>	<b>13-21</b>	<b>61.9%</b>

#### Maryland 87

No.	Player	S	Pts	FG	3FG	FT	OR	DR	TR	PF	A	To	Bk	Stl	Min	±
04	RUSSELL, FATTIS	G	20	7-13	3-5	3-3	1	2	3	1	6	2	0	0	30	-27
05	AYALA, ERIC	G	9	4-14	1-5	0-2	1	0	1	2	2	0	1	29	-32	
13	HART, HAKIM	G	19	8-11	3-5	0-0	2	2	4	2	0	1	0	1	26	-33
24	SCOTT, DONTA	F	8	2-4	2-3	2-2	1	4	5	1	1	2	1	2	29	-20
33	WAHAB, QUDUS	C	0	0-2	0-0	0-0	0	0	0	0	0	0	0	1	9	-9
00	DOCKERY, MARCUS	G	10	3-7	2-4	2-2	1	2	1	2	1	0	0	0	13	7
10	REESE, JULIAN	F	0	0-3	0-1	0-0	2	2	4	4	0	0	1	0	11	-15
11	GREEN, XAVIER	G	5	2-4	1-1	0-0	1	2	3	1	0	2	0	0	14	-18
12	DZIUBA, PAVLO	F	0	0-0	0-0	0-0	0	0	0	1	0	0	0	1	7	11
14	MCCOOL, AIDAN	G	2	0-0	0-0	2-2	0	1	1	0	1	0	0	0	5	8
15	WRIGHT, SIMON	F	2	1-1	0-0	0-0	1	1	2	1	1	2	0	0	9	7
23	MARTINEZ, IAN	G	12	4-6	2-2	2-2	1	2	3	2	2	0	0	0	16	-2
31	REVAZ, ARNAUD	F	0	0-0	0-0	0-0	0	0	0	0	0	0	0	0	2	-1
32	KARKUS, BRETT	G	0	0-0	0-0	0-0	0	0	0	0	0	0	0	0	2	-1
	TEAM							0	0	0						
<b>TOTALS</b>			<b>87</b>	<b>31-65</b>	<b>14-26</b>	<b>11-13</b>	<b>11</b>	<b>17</b>	<b>28</b>	<b>16</b>	<b>14</b>	<b>12</b>	<b>2</b>	<b>6</b>	<b>200</b>	

#### Shooting By Period

Period	FG	FG%	3FG	3FG%	FT	FT%
1st Half	14-25	56%	6-8	75%	7-8	88%
2nd Half	17-40	43%	8-18	44%	4-5	80%
<b>Game</b>	<b>31-65</b>	<b>47.7%</b>	<b>14-26</b>	<b>53.8%</b>	<b>11-13</b>	<b>84.6%</b>

#### Game Notes:

Officials: Lewis Garrison, Bert Smith, Don Dally  
Attendance: 12649  
Start Time: 07:01 PM ET  
End Time: 09:59 PM ET  
Game Duration: 1:57  
Conference Game:

Score	1st	2nd	TOT	Points	IOW	UMD
IOW	57	53	110	In the Paint	40	28
UMD	41	46	87	Off Turns	19	16
				2nd Chance	19	12
				Fast Break	18	13
				Bench	33	31
				Per Poss	1.594	1.281
					46.69	36.69

## Game 22 - Iowa 71, Minnesota 59

### Minnesota vs Iowa Game Totals -- Final Statistics February 06, 2022 at Carver-Haw



## 2021-22 Iowa Men's Basketball Combined Team Statistics In Conference games

### Game Records

Record	Overall	Home	Away	Neutral
ALL GAMES	7-6	5-2	2-4	0-0
CONFERENCE	7-6	5-2	2-4	0-0
NON-CONFERENCE	0-0	0-0	0-0	0-0

### Score by Periods

Team	1st	2nd	OT	TOT
Iowa	482	525	20	1027
Opponents	471	469	24	964

### Team Box Score

No.	Player	Total					3-Point		F-Throw		Rebounds				PF DQ A TO BLK STL PTS AVG							
		GP-GS	MIN	AVG	FG-FGA	FG%	3FG-3FGA	3FG%	FT-FTA	FT%	OFF	DEF	TOT	AVG	PF	DQ	A	TO	BLK	STL	PTS	AVG
15	MURRAY, Keegan	12-12	393:41	32.8	102-186	.548	24-56	.429	44-67	.657	30	68	98	8.2	22	0	9	14	25	16	272	22.7
22	MCCAFFERY, Patrick	13-13	353:13	27.2	52-131	.397	16-48	.333	21-34	.618	14	39	53	4.1	14	0	22	4	5	10	141	10.8
24	MURRAY, Kris	13-1	241:39	18.6	47-99	.475	15-44	.341	25-34	.735	19	34	53	4.1	35	1	17	10	15	11	134	10.3
3	BOHANNON, Jordan	13-13	369:44	28.4	35-105	.333	28-83	.337	24-29	.828	1	18	19	1.5	18	0	24	9	0	10	122	9.4
0	REBRACA, Filip	13-13	299:48	23.1	36-65	.554	0-4	.000	8-13	.615	23	48	71	5.5	33	1	8	8	6	9	80	6.2
11	PERKINS, Tony	13-3	195:41	15.1	28-66	.424	3-15	.200	11-13	.846	8	12	20	1.5	22	0	12	13	0	8	70	5.4
2	TOUSSAINT, Joe	13-10	262:21	20.2	25-66	.379	4-18	.222	10-14	.714	7	19	26	2.0	19	0	52	21	0	25	64	4.9
4	ULIS, Ahron	13-0	200:36	15.4	14-48	.292	3-6	.500	18-23	.783	11	16	27	2.1	17	0	28	9	0	7	49	3.8
20	SANDFORT, Payton	12-0	97:26	8.1	16-33	.485	9-20	.450	1-2	.500	7	12	19	1.6	12	0	8	5	2	1	42	3.5
23	OGUNDELE, Josh	7-0	41:39	6.0	7-12	.583	0-0	.000	2-4	.500	2	6	8	1.1	11	0	0	2	3	0	16	2.3
13	ASH, Austin	5-0	11:53	2.4	4-5	.800	3-4	.750	0-0	.000	0	0	0	0.0	0	0	1	0	0	0	11	2.2
30	MCCAFFERY, Connor	11-0	163:45	14.9	7-29	.241	7-27	.259	3-4	.750	6	17	23	2.1	23	1	13	4	0	10	24	2.2
44	MULVEY, Riley	5-0	15:42	3.1	1-1	1.000	0-0	.000	0-0	.000	0	2	2	0.4	6	0	0	2	0	0	2	0.4
25	LAKETA, Luc	2-0	02:52	1.4	0-0	.000	0-0	.000	0-0	.000	0	0	0	0.0	0	0	0	0	0	0	0	0.0
Team											14	20	34					8				
<b>Total</b>		<b>13</b>	<b>2650</b>		<b>374-846</b>	<b>.442</b>	<b>112-325</b>	<b>.345</b>	<b>167-237</b>	<b>.705</b>	<b>142</b>	<b>311</b>	<b>453</b>	<b>34.8</b>	<b>232</b>	<b>3</b>	<b>194</b>	<b>109</b>	<b>56</b>	<b>107</b>	<b>1027</b>	<b>79.0</b>
<b>Opponents</b>		<b>13</b>	<b>2650</b>		<b>341-764</b>	<b>.446</b>	<b>104-285</b>	<b>.365</b>	<b>178-250</b>	<b>.712</b>	<b>148</b>	<b>364</b>	<b>512</b>	<b>39.4</b>	<b>229</b>	<b>3</b>	<b>182</b>	<b>187</b>	<b>34</b>	<b>69</b>	<b>964</b>	<b>74.2</b>

### Team Statistics

	IOWA	OPP
<b>Scoring</b>	<b>1027</b>	<b>964</b>
Points per game	79.0	74.2
Scoring margin	+4.8	-
<b>Field goals-att</b>	<b>374-846</b>	<b>341-764</b>
Field goal pct	.442	.446
<b>3 point fg-att</b>	<b>112-325</b>	<b>104-285</b>
3-point FG pct	.345	.365
3-pt FG made per game	8.6	8.0
<b>Free throws-att</b>	<b>167-237</b>	<b>178-250</b>
Free throw pct	.705	.712
F-Throws made per game	12.8	13.7
<b>Rebounds</b>	<b>453</b>	<b>512</b>
Rebounds per game	34.8	39.4
Rebounding margin	-4.5	-
<b>Assists</b>	<b>194</b>	<b>182</b>
Assists per game	14.9	14.0
<b>Turnovers</b>	<b>109</b>	<b>187</b>
Turnovers per game	8.4	14.4
Turnover margin	+6.0	-
Assist/turnover ratio	1.8	1.0
<b>Steals</b>	<b>107</b>	<b>69</b>
Steals per game	8.2	5.3
<b>Blocks</b>	<b>56</b>	<b>34</b>
Blocks per game	4.3	2.6
<b>Winning streak</b>	<b>3</b>	<b>-</b>
Home win streak	2	-
<b>Attendance</b>	<b>89754</b>	<b>69567</b>
Home games-Avg/Game	7-12822	6-11595
Neutral site-Avg/Game	-	0-0

### Team Results

Date	Opponent	Score	Att.
12/03/2021	at Purdue	L 70-77	14804
12/06/2021	Illinois	L 83-87	12072
01/03/2022	Maryland	W 80-75	10327
01/06/2022	at Wisconsin	L 78-87	15212
01/13/2022	Indiana	W 83-74	11246
01/16/2022	at Minnesota	W 81-71	10925
01/19/2022	at Rutgers	L 46-48	8000
01/22/2022	Penn St.	W 68-51	15056
01/27/2022	Purdue	L 73-83	12723
01/31/2022	at Penn St.	Lot2 86-90	7977
02/06/2022	Minnesota	W 71-59	14558
02/10/2022	at Maryland	W 110-87	12649
02/13/2022	Nebraska	W 98-75	13772



## 2021-22 Iowa Men's Basketball Combined Team Statistics All games

### Game Records

Record	Overall	Home	Away	Neutral
ALL GAMES	17-7	13-2	3-5	1-0
CONFERENCE	7-6	5-2	2-4	0-0
NON-CONFERENCE	10-1	8-0	1-1	1-0

### Score by Periods

Team	1st	2nd	OT	TOT
Iowa	985	1012	20	2017
Opponents	817	871	24	1712

### Team Box Score


No.	Player				Total		3-Point		F-Throw		Rebounds											
		GP-GS	MIN	AVG	FG-FGA	FG%	3FG-3FGA	3FG%	FT-FTA	FT%	OFF	DEF	TOT	AVG	PF	DQ	A	TO	BLK	STL	PTS	AVG
15	MURRAY, Keegan	23-23	703:06	30.6	203-356	.570	39-105	.371	92-123	.748	65	129	194	8.4	39	0	26	26	47	32	537	23.3
22	MCCAFFERY, Patrick	22-22	561:10	25.5	88-210	.419	24-74	.324	44-59	.746	17	64	81	3.7	16	0	40	13	9	17	244	11.1
3	BOHANNON, Jordan	24-24	631:51	26.3	75-198	.379	59-157	.376	47-53	.887	2	29	31	1.3	33	0	41	14	0	17	256	10.7
24	MURRAY, Kris	23-1	407:01	17.7	84-171	.491	29-71	.408	35-52	.673	43	61	104	4.5	53	1	27	16	26	19	232	10.1
11	PERKINS, Tony	24-3	388:45	16.2	55-131	.420	8-33	.242	33-37	.892	15	28	43	1.8	40	0	27	22	2	21	151	6.3
0	REBRACA, Filip	24-24	521:28	21.7	62-109	.569	1-6	.167	22-39	.564	41	100	141	5.9	52	1	14	20	14	11	147	6.1
20	SANDFORT, Payton	23-0	242:03	10.5	43-102	.422	26-68	.382	11-12	.917	16	23	39	1.7	23	0	17	9	4	4	123	5.3
2	TOUSSAINT, Joe	24-21	458:16	19.1	46-106	.434	7-24	.292	20-25	.800	13	34	47	2.0	35	0	90	36	0	40	119	5.0
4	ULIS, Ahron	24-0	381:52	15.9	27-81	.333	4-11	.364	32-40	.800	15	37	52	2.2	33	0	63	24	0	16	90	3.8
13	ASH, Austin	14-0	62:30	4.5	14-30	.467	6-20	.300	6-8	.750	3	2	5	0.4	4	0	7	4	0	0	40	2.9
30	MCCAFFERY, Connor	22-2	336:53	15.3	10-40	.250	9-36	.250	8-12	.667	14	43	57	2.6	34	1	38	8	0	14	37	1.7
23	OGUNDELE, Josh	14-0	65:25	4.7	9-16	.563	0-0	.000	3-7	.429	4	12	16	1.1	14	0	0	5	5	2	21	1.5
44	MULVEY, Riley	13-0	64:30	5.0	5-8	.625	0-0	.000	4-4	1.000	4	11	15	1.2	11	0	2	4	2	0	14	1.1
25	LAKETA, Luc	9-0	25:10	2.8	2-4	.500	2-3	.667	0-0	.000	1	0	1	0.1	0	0	1	1	0	1	6	0.7
Team											27	38	65				9					
<b>Total</b>		<b>24</b>	<b>4850</b>		<b>723-1562</b>	<b>.463</b>	<b>214-608</b>	<b>.352</b>	<b>357-471</b>	<b>.758</b>	<b>280</b>	<b>611</b>	<b>891</b>	<b>37.1</b>	<b>387</b>	<b>3</b>	<b>393</b>	<b>211</b>	<b>109</b>	<b>194</b>	<b>2017</b>	<b>84.0</b>
<b>Opponents</b>		<b>24</b>	<b>4850</b>		<b>625-1442</b>	<b>.433</b>	<b>184-549</b>	<b>.335</b>	<b>278-392</b>	<b>.709</b>	<b>261</b>	<b>616</b>	<b>877</b>	<b>36.5</b>	<b>436</b>	<b>6</b>	<b>334</b>	<b>351</b>	<b>54</b>	<b>124</b>	<b>1712</b>	<b>71.3</b>

### Team Statistics

	IOWA	OPP
<b>Scoring</b>	<b>2017</b>	<b>1712</b>
Points per game	84.0	71.3
Scoring margin	+12.7	-
<b>Field goals-att</b>	<b>723-1562</b>	<b>625-1442</b>
Field goal pct	.463	.433
<b>3 point fg-att</b>	<b>214-608</b>	<b>184-549</b>
3-point FG pct	.352	.335
3-pt FG made per game	8.9	7.7
<b>Free throws-att</b>	<b>357-471</b>	<b>278-392</b>
Free throw pct	.758	.709
F-Throws made per game	14.9	11.6
<b>Rebounds</b>	<b>891</b>	<b>877</b>
Rebounds per game	37.1	36.5
Rebounding margin	+0.6	-
<b>Assists</b>	<b>393</b>	<b>334</b>
Assists per game	16.4	13.9
<b>Turnovers</b>	<b>211</b>	<b>351</b>
Turnovers per game	8.8	14.6
Turnover margin	+5.8	-
Assist/turnover ratio	1.9	1.0
<b>Steals</b>	<b>194</b>	<b>124</b>
Steals per game	8.1	5.2
<b>Blocks</b>	<b>109</b>	<b>54</b>
Blocks per game	4.5	2.3
<b>Winning streak</b>	<b>3</b>	<b>-</b>
Home win streak	2	-
<b>Attendance</b>	<b>176982</b>	<b>97376</b>
Home games-Avg/Game	15-11799	8-12172
Neutral site-Avg/Game	-	1-3250

### Team Results

Date	Opponent		Score	Att.
11/09/2021	Longwood	W	106-73	9259
11/12/2021	Kansas City	W	89-57	11133
11/16/2021	N.C. Central	W	86-69	9132
11/18/2021	Alabama St.	W	108-82	9957
11/22/2021	Western Mich.	W	109-61	10044
11/26/2021	Portland St.	W	85-51	11756
11/29/2021	at Virginia	W	75-74	13542
12/03/2021	at Purdue	L	70-77	14804
12/06/2021	Illinois	L	83-87	12072
12/09/2021	at Iowa St.	L	53-73	14267
12/18/2021	vs Utah St.	W	94-75	3250
12/21/2021	Southeastern La.	W	93-62	10891
12/29/2021	Western Ill.	W	92-71	15056
01/03/2022	Maryland	W	80-75	10327
01/06/2022	at Wisconsin	L	78-87	15212
01/13/2022	Indiana	W	83-74	11246
01/16/2022	at Minnesota	W	81-71	10925
01/19/2022	at Rutgers	L	46-48	8000
01/22/2022	Penn St.	W	68-51	15056
01/27/2022	Purdue	L	73-83	12723
01/31/2022	at Penn St.	Lot2	86-90	7977
02/06/2022	Minnesota	W	71-59	14558
02/10/2022	at Maryland	W	110-87	12649
02/13/2022	Nebraska	W	98-75	13772



0

**Filip Rebraca • F**

	MIN	PTS	REB	BLK	AST	FG%	FT%
SEASON	21.7	6.1	5.9	0.6	0.6	.563	.546
BIG TEN	23.1	6.2	5.5	0.5	0.6	.544	.615
CAREER	27.2	11.5	7.2	0.8	1.0	.543	.621

**6-9 • 230 • Sr. • Somber, Serbia**

- 5.9 rebounding average ranks second on team
- 4 pts, 6 rbs, 1 ast, 1 stl last time out vs Nebraska
- Transfer from University of North Dakota
- Reached double figures 27 times last season
- Named 2021 All-Summit League Honorable Mention



2

**Joe Toussaint • G**

	MIN	PTS	REB	AST	STL	FG%	FT%
SEASON	19.1	5.0	2.0	3.8	1.6	.434	.800
BIG TEN	20.2	4.9	2.0	4.0	1.9	.379	.714
CAREER	15.8	5.1	1.7	3.0	1.2	.405	.756

**6-0 • 190 • Jr. • Bronx, N.Y.**

- Leads Iowa in assists (3.8) and steals (1.6) per game; scoring up from 3.7 ppg last season
- 10 points including game-winner with 8 seconds remaining at Virginia; 5 pts, 5 asts at Maryland (2/10/22)
- Scored in double figures 12 times as a Hawkeye



3

**Jordan Bohannon • G**

	MIN	PTS	REB	AST	STL	FG%	FT%
SEASON	26.3	10.7	1.3	1.7	0.7	.379	.887
BIG TEN	28.4	9.4	1.5	1.9	0.6	.333	.828
CAREER	29.5	11.3	2.3	4.1	0.7	.388	.887

**6-1 • 175 • Sixth Year Sr. • Marion, Iowa**

- Has played an NCAA record 167 career games
- Tied for 12th in NCAA history with 423 career 3-pt FGs
- Broke Jon Diebler's all-time B1G 3-point record on Nov. 18
- School record holder in career 3-pointers made (423), games played (167), assists (680), and FT% (.887, 337-380)



4

**Ahron Ulis • G**

	MIN	PTS	REB	AST	STL	FG%	FT%
SEASON	15.9	3.8	2.2	2.6	0.7	.333	.800
BIG TEN	15.4	3.8	2.1	2.1	0.5	.292	.783
CAREER	12.2	2.9	1.6	2.0	0.4	.333	.833

**6-3 • 195 • So. • Chicago Heights, Ill.**

- 9 points, 5 rebounds, 2 assists, 2 steals vs. Minnesota (2/06/22). 7 pts, 5 rbs, 5 asts at Penn St. (1/31/22)
- Leads team in assist-to-turnover ratio (2.6) and is second in assists per game (2.6) behind Toussaint
- 32-40 (.800) on free throw attempts this season




11

**Tony Perkins • G**

	MIN	PTS	REB	AST	STL	FG%	FT%
SEASON	16.2	6.3	1.8	1.1	0.9	.420	.892
BIG TEN	15.1	5.4	1.5	0.9	0.6	.424	.846
CAREER	11.2	3.9	1.5	0.9	0.5	.427	.769

**6-4 • 205 • So. • Indianapolis, Ind.**

- Scored double-figures 5x this season; 14 points at Purdue (12/3/21) and 16 points vs. Illinois (12/6/21)
- 33-of-37 (.892) from the free throw line this season
- Averaging 6.3 ppg, up 4.7 points from 1.6 ppg as a freshman
- Saw action in 24 games a freshman last season




15

**Keegan Murray • F**

	MIN	PTS	REB	AST	BLK	FG%	FT%
SEASON	30.6	23.3	8.4	1.1	2.0	.570	.748
BIG TEN	32.8	22.7	8.2	0.8	2.1	.548	.657
CAREER	23.3	14.1	6.5	0.8	1.6	.550	.750

**6-8 • 225 • So. • Cedar Rapids, Iowa**

- 4x B1G Player of the Week (Nov. 22; Dec. 20; Jan. 3, Feb. 14)
- 3rd in NCAA in scoring (23.3); Wooden Award & Lute Olson Award Late-Season List; Naismith Player of the Week (Feb. 14)
- Only player nationally averaging 23+ points & 8+ rebounds; scored 25 points NCAA-best 11X and has 6 double-doubles




20

**Payton Sandfort • G**

	MIN	PTS	REB	AST	STL	FG%	FT%
SEASON	10.5	5.3	1.7	0.8	0.2	.422	.917
BIG TEN	8.1	3.5	1.6	0.7	0.1	.485	.500
CAREER	10.5	5.3	1.7	0.8	0.2	.422	.917

**6-7 • 215 • Fr. • Waukee, Iowa**

- Scored double figures four times this season
- 21 points and five 3-pointers vs. Alabama State (Nov. 18)
- 19 points and five 3-pointers vs. Western Michigan (Nov. 22)
- Fourth on the team in 3-pointers made (26) on 68 attempts (.382); shooting 11-of-12 (.917) on free throws




22

**Patrick McCaffery • F**

	MIN	PTS	REB	AST	STL	FG%	FT%
SEASON	25.5	11.5	3.7	1.8	0.7	.419	.746
BIG TEN	27.2	10.8	4.1	1.7	0.8	.397	.618
CAREER	18.9	7.5	3.1	1.3	0.5	.423	.730

**6-9 • 200 • RS So. • Iowa City, Iowa**

- 9 points, 5 rebounds, four assists, and one block vs. Nebraska; last-second block sealed the Iowa victory at Virginia
- Scored double figures 16 times this season, including last six contests
- 11.5 ppg ranks second on team behind Keegan Murray




23

**Josh Ogundele • C**

	MIN	PTS	REB	AST	BLK	FG%	FT%
SEASON	4.7	1.5	1.1	0.0	0.4	.563	.429
BIG TEN	6.0	2.3	1.1	0.0	0.4	.583	.500
CAREER	3.7	1.2	1.1	0.0	0.2	.545	.364

**6-11 • 265 • So. • Worcester, Mass.**

- Personal-best 7 points and 5 rebounds at Purdue (12/3/21)
- Has seen action in 14 games this season
- Second London native to be recruited by Fran McCaffery (Gabe Olaseni, 2012-15); moved to U.S. at 16 years old
- Played a season-high 16 minutes at Purdue




24

**Kris Murray • F**

	MIN	PTS	REB	BLK	AST	FG%	FT%
SEASON	17.7	10.1	4.5	1.1	1.2	.491	.673
BIG TEN	18.6	10.3	4.1	1.2	1.3	.475	.735
CAREER	12.5	6.7	3.1	0.8	0.8	.473	.685

**6-8 • 225 • So. • Cedar Rapids, Iowa**

- Game-best 23 points versus #6 Purdue (1/27/22)
- Dominant 29 pts, 11 rbs, 3 stls, and 3 blks vs. Indiana
- .408 (29-of-71) 3-pt FG%; has scored in double figures 10x
- Named after dad's former teammate Chris Street, who died in an auto accident midway through his junior season (1993)




30

**Connor McCaffery • G/F**

	MIN	PTS	REB	AST	STL	FG%	FT%
SEASON	15.3	1.7	2.6	1.7	0.6	.250	.667
BIG TEN	14.9	2.2	2.1	1.2	0.9	.241	.750
CAREER	21.8	4.0	2.7	3.1	0.8	.336	.733

**6-5 • 220 • RS Sr. • Iowa City, Iowa**

- Season-high 12 points vs. PSU (1/31/22); left game in second half with injury and also missed game vs. Minnesota
- 4.8 assist-to-turnover ratio (38 assists; 8 turns) this year; fourth in the nation in assist-to-turnover ratio (3.73) in 2021
- 112 assists in 2021; 11th most by a JR in program history



44

**Riley Mulvey • C**

	MIN	PTS	REB	AST	BLK	FG%	FT%
SEASON	5.0	1.1	1.2	0.2	0.2	.625	1.000
BIG TEN	3.1	0.4	0.4	0.0	0.0	1.000	---
CAREER	5.0	1.1	1.2	0.2	0.2	.625	1.000

**6-11 • 245 • Fr. • Rotterdam, New York**

- Netted a personal-best 8 points vs. Western Michigan
- 2 points and one rebound in 5 minutes of action at Wisconsin; saw action in each of the last two contests
- Second-ranked 2022 junior in Connecticut before reclassifying and ranked as the No. 5 player in 2021