


INDOOR ALL-TIME TOP 10 PERFORMERS



Karayme Bartley



Jamal Britt



Rodney Chambers




Nikolas Curtiss



Troy Doris



Julien Gillum



Bill Hansen

60 Meters

1. Kalen Walker, 2022 6.61
2. Justin Austin, 2011 6.69
3. Vinnie Saucer, Jr., 2016 6.70
4. Austin Kresley, 2021 6.72
5. Kurt Felix, 1999 6.73
Tevin-Cee Mincy, 2014 6.73
7. Josh Larney, 2013 6.74
Christian Brissett, 2017 6.74
9. Troy Doris, 2012 6.75
10. O'Shea Wilson, 2017 6.75

60-Meter Hurdles

1. Jamal Britt, 2021 7.52
2. Jaylan McConico, 2020 7.60
3. Aaron Mallett, 2017 7.64
4. Jordan Mullen, 2013 7.70
5. Grant Conway, 2022 7.72
Gratt Reed, 2022 7.72
7. Chris Douglas, 2019 7.75
8. Ethan Holmes, 2013 7.82
Josh Braverman, 2021 7.82
10. Dion Trowers, 1997 7.87

200 Meters

1. Karayme Bartley, 2019 20.67
2. Justin Austin, 2011 20.80
3. Wayne Lawrence, Jr., 2020 20.85
4. Antonio Woodard, 2019 20.89
5. Khullen Jefferson, 2022 20.93
6. Gratt Reed, 2022 21.03
7. Chadrick Richards, 2022 21.09
8. Anthuan Maybank, 1993 21.11
9. Austin Kresley, 2021 21.12
10. Bashir Yamini, 1999 21.19

400 Meters

1. Jenoaah McKiver, 2022 45.39
2. Wayne Lawrence Jr., 2021 45.40
3. Mar'yea Harris, 2017 45.75
4. Chadrick Richards, 2022 46.01
5. Karayme Bartley, 2019 46.25
6. Emmanuel Ogwo, 2017 46.45
7. Steven Willey, 2010 46.75
8. Terrence Duckett, 1984 46.81
9. Collin Hofacker, 2017 46.82
10. Julien Gillum, 2022 46.88

600 Meters

1. Jenoaah McKiver, 2022 1:15.36
2. Julien Gillum, 2022 1:16.11
3. Wayne Lawrence, Jr., 2020 1:16.55
4. Mar'yea Harris, 2019 1:16.60
5. Tyler Olson, 2022 1:16.70
6. Spencer Gudgel, 2022 1:16.82
7. Armando Bryson, 2022 1:16.89
8. Erik Sowinski, 2012 1:16.91
9. Austin Lietz, 2020 1:17.03
10. Carter Lilly, 2017 1:17.20

800 Meters

1. Carter Lilly, 2017 1:47.33
2. Antonio Abrego, 2022 1:48.47
3. Erik Sowinski, 2012 1:47.62
4. Will Teubel, 2016 1:47.74
5. Pavlo Hutsalyuk, 2016 1:48.97
6. Ryan Weir, 2013 1:49.11
7. Adam Hairston, 2010 1:49.26
8. Nathan Prom, 2013 1:49.29
9. Matt Manternach, 2020 1:49.35
10. Alex Birkett, 2020 1:49.47

Mile

1. Jeff Thode, 2011 3:58.72
2. Ed DeLashmutt, 1981 4:04.01
3. Kal Lewis, 2021 4:04.21
4. Adam Jones, 2017 4:04.28
5. Michael Melchert, 2018 4:04.32
6. Larry Wiczorek, 1968 4:04.40
7. Nathan Mylenek, 2019 4:04.88
8. Max Murphy, 2022 4:05.45
9. John Clark, 1972 4:05.94
10. Ben Witt, 2014 4:07.08

3,000 Meters


1. Kevin Lewis, 2015 7:57.06
2. Nathan Mylenek, 2020 7:58.37
3. Max Murphy, 2021 7:59.30
4. Jeff Thode, 2011 8:00.38
5. Micah VanDenend, 2006 8:00.81
6. Daniel Soto, 2020 8:06.04
7. Michael Melchert, 2018 8:08.30
8. Eric MacTaggart, 2006 8:08.79
9. Stetson Steele, 2000 8:09.54
10. Nick Trattner, 2022 8:10.03

5,000 Meters

1. Kevin Lewis, 2015 13:43.70
2. Micah VanDenend, 2007 13:56.46
3. Max Murphy, 2022 13:58.87
4. Daniel Soto, 2020 13:58.97
5. Stetson Steele, 2000 14:00.52
6. Nick Trattner, 2022 14:00.69
7. Dan Haut, 2006 14:06.16
8. Noah Healy, 2021 14:12.47
9. Eric MacTaggart, 2006 14:13.41
10. Jeff Thode, 2011 14:16.00



Collin Hofacker



Bill Knoedel



Wayne Lawrence, Jr.




Kevin Lewis



Tyler Lienau



Carter Lilly



Anthuan Maybank

INDOOR ALL-TIME TOP 10 PERFORMERS



Jaylan McConico



Jenoah McKiver



Michael Melchert




Nathan Mylenek



Chadrick Richards



Jeff Thode



Kalen Walker

Heptathlon

1. **Austin West, 2022**5,832 points
2. **Peyton Haack, 2021**.....5,749 points
2. Will Daniels, 2020 5,689 points
3. William Dougherty, 2018..... 5,606 points
5. Kyle Reid, 2013..... 5,354 points
6. Dan Rolling, 2010..... 5,205 points
7. Jack Eckert, 2015..... 5,188 points
8. Daniel Gaynes, 2018..... 5,162 points
9. Ryan Niver, 2008 5,149 points
10. Frank Prill, 2010 5,015 points

High Jump


1. Bill Knoedel, 1976 7-3 (2.21)
Bill Hansen, 1978 7-3 (2.21)
3. Scott Hudek, 1993..... 7-0 1/2 (2.15)
Kevin Speicher, 2015..... 7-0 1/2 (2.15)
5. Pat Meade, 1987..... 7-0 1/4 (2.14)
6. Mike Lacy, 1984..... 7-0 (2.13)
7. M. Cunningham, 1984 6-11 1/4 (2.11)
8. Jeffery Herron, 2010 6-11 (2.11)
Peter Hlavin, 1980..... 6-11 (2.11)
Brandon Oest, 2010..... 6-11 (2.11)
Dan Rolling, 2008..... 6-11 (2.11)
Graham Valdes, 2010..... 6-11 (2.11)
Peter Andreano, 2016..... 6-11 (2.11)

Pole Vault

1. Todd Wigginton, 1984 17-1 (5.21)
2. Dave Nielsen, 1975 16-10 (5.13)
3. Kyle Reid, 2013..... 16-6 3/4 (5.05)
Andy Jatis, 2018 16-6 3/4 (5.05)
5. Curt Brock, 1979 16-6 (5.03)
6. Peyton Haack, 2019 16-4 3/4 (5.00)
Alex Zona, 2010..... 16-4 3/4 (5.00)
8. Phil Wertman, 1971..... 16-4 (4.98)
9. Jeff Raymond, 2008 16-2 (4.93)
10. John Teffer, 1972 16-1 (4.90)



Austin West



Todd Wigginton

Long Jump

1. Anthuan Maybank, 1992 .26-5 1/2 (8.06)
2. Bashir Yamini, 1998 26-0 1/4 (7.93)
3. O'Shea Wilson, 2017 25-9 1/2 (7.86)
4. **James Carter, Jr. 2022**25-2 1/2 (7.68)
5. Darren Smith, 1991..... 25-2 (7.67)
6. Paul Jones, 1990 24-11 1/4 (7.60)
Jamal Britt, 2021 24-11 1/4 (7.60)
8. Josh Larney, 2013..... 24-10 (7.57)
9. Ronnie McCoy, 1984..... 24-9 (7.54)
10. Matty Gorman, 2006 24-8 1/2 (7.53)

Triple Jump

1. Troy Doris, 2011 54-0 (16.46)
2. Babatunde Amosu, 2015. 52-8 3/4 (16.07)
3. Paul Jones, 1990 52-1 1/4 (15.88)
Klyvens Delaunay, 2014. 52-1 1/4 (15.88)
5. **James Carter, Jr. 2022** ...51-3 3/4 (15.64)
6. Mike Lacy, 1983..... 49-0 (14.93)
7. Owen Gill, 1982..... 48-10 3/4 (14.90)
8. Josh Bean, 2009 48-10 (14.88)
9. David Nsabua, 2013..... 48-9 (14.86)
10. Kerry Dean, Jr., 2016 48-8 1/4 (14.84)

Shot Put

1. **Nikolas Curtiss, 2022** 64-2 1/2 (19.57m)
2. Reno Tuufuli, 2018..... 63-3 1/4 (19.28)
3. John Hickey, 2009 63-0 (19.20)
4. Jeremy Allen, 2001 62-10 1/2 (19.16)
5. Avery Meyers, 2017 61-4 1/4 (18.70)
6. Shane Maier, 2006..... 61-2 (18.64)
7. Gary Kostrubala, 1986 .60-10 3/4 (18.55)
8. Andy Banse, 2005 60-9 1/4 (18.52)
9. **Elijah Barnes, 2021** 60-8 (18.49)
10. Ken Kemeny, 2004 60-0 1/2 (18.30)

Weight Throw

1. **Tyler Lienau, 2022**.....72-10 (22.20)
2. Jim Costello, 2002 69-4 3/4 (21.15)
3. Matt Banse, 2012..... 67-8 (20.62)
4. Amo van der Westhuizen, 2001 .67-7 1/2 (20.61)
5. **Sean Smith, 2022**.....67-3 1/4 (20.50)
6. Adam Hamilton, 2007 66-9 1/4 (20.35)
7. **Jordan Hawkins, 2022** . 65-11 1/2 (20.11)
8. Jeremy Allen, 2001..... 65-10 (20.07)
9. **Jordan Johnson, 2022**.. 63-10 1/4 (19.47)
10. Chris Voller, 2005 63-4 (19.30)

1,600-Meter Relay

1. **Richards, Gillum, Lawrence, Jr. McKiver, 2022**3:02.40
2. Bartley, Woodard, **Lawrence Jr., Harris, 2019**..... 3:04.76
3. Frye, Clarke, Woodard, **Lawrence, Jr., 2020**..... 3:04.91
4. Ogwo, Hofacker, Frye, Harris, 2017 3:04.94
5. Hofacker, Frye, Garron, Harris, 2018..... 3:05.33
6. **Steward, Gillum, Bryson, McKiver, 2022**3:05.47
7. **K. Jefferson, Gillum, Richards, McKiver 2022**3:05.63
8. **Gillum, Gudgel, Lawrence, Jr., McKiver, 2022**.....3:05.68
9. Thompson, Frye, Garron, Harris, 2018 3:06.06
10. Richards, E. Holmes, Sowinski, Willey, 2011..... 3:06.66

3,200-Meter Relay

1. Cooke, Nie, Monsey, Chambers, 1990 7:13.02
2. Corrigan, Blackman, Strozier, Chambers, 1989..... 7:29.00
3. English, Blackman, Strozier, Chambers, 1989..... 7:36.20
4. 1977..... 7:39.40
5. 1986..... 7:40.90
6. Bouske, Herd, Chambers, Koon, 1992 7:43.94
7. Bouska, Cook, White, Herd, 1992 7:48.63
8. 1992..... 7:49.86
9. 1986..... 7:50.10
10. Roseman, Rerko, Novotny, Branigan, 1993 7:51.36

Distance Medley Relay

1. Mylenek, Hofacker, Lilly, Melchert, 2018..... 9:33.90
2. **Abrego, Lawrence, Jr., Still, Murphy, 2022**9:39.60
3. **Lewis, Woody, Still, Murphy, 2021**9:42.16
4. Lilly, Frye, Manternach, Jones, 2017 9:44.07
5. Mylenek, Thompson, Lilly, Melchert, 2018..... 9:45.10
6. Prom, Rickels, Sowinski, Thode, 2012 9:45.41
7. Birkett, Clarke, **Still, D. Murphy, 2020** 9:46.39
8. 1999..... 9:46.83
9. 1977..... 9:48.80
10. 1978..... 9:49.70