



IOWA HAWKEYES

16-7 Overall, 6-6 Big Ten

3 FINAL FOURS | 8 BIG TEN CHAMPIONSHIPS | 2 BIG TEN TOURNAMENT TITLES | 27 NCAA TOURNAMENTS

NEBRASKA (7-17, 1-12) at IOWA (16-7, 6-6)

Feb. 13, 2022 // Iowa City, Iowa // Carver-Hawkeye Arena // 1:01 p.m. CT

IOWA HAWKEYES (Previous Game Starters)

| Pos. | No. | Name | Ht. | Wt. | Yr. | Hometown | Statistical Summary |
|------|-----|-------------------|-----|-----|--------|--------------------|----------------------------|
| G | 11 | Tony Perkins | 6-4 | 205 | So. | Indianapolis, Ind. | 6.4 ppg, 1.9 rpg, 1.2 apg |
| G | 3 | Jordan Bohannon | 6-1 | 175 | RS-Sr. | Marion, Iowa | 10.7 ppg, 1.2 rpg, 1.6 apg |
| F | 22 | Patrick McCaffery | 6-9 | 200 | RS-So. | Iowa City, Iowa | 11.2 ppg, 3.6 rpg, 1.7 apg |
| F | 15 | Keegan Murray | 6-8 | 225 | So. | Cedar Rapids, Iowa | 22.7 ppg, 8.5 rpg, 2.0 bpg |
| F | 0 | Filip Rebraca | 6-9 | 230 | Sr. | Sombor, Serbia | 6.2 ppg, 5.9 rpg, 0.5 bpg |

Head Coach: Fran McCaffery (Penn, 1979); 12th Season at Iowa (232-159); 24th Season Overall (483-336)

GAME #24 STORYLINES

- Sunday is Iowa's annual "Gold Out." Fans attending are encouraged to wear gold clothing.
- Jordan Bohannon (30) and Keegan Murray (30) became the first Hawkeye duo to score 30+ points in the same game (Thursday night at Maryland) since Bruce King (36) and Scott Thompson (30) at Michigan on Jan. 31, 1976.
- Jordan Bohannon's 30-point effort on Thursday moved the sixth-year senior past Aaron White (2012-15) and into third place in Iowa career scoring with 1,884 points.
- Iowa's next three games are scheduled to be at home (Nebraska, Michigan, Michigan State).
- The Hawkeyes are tops in the country in assist-to-turnover ratio (1.85); second in fewest turnovers per game (8.8); and fourth in turnover margin (5.8).
- Iowa ranks No. 19 in the NCAA NET, while Nebraska is ranked No. 177. The Hawkeyes have one Quad 1 (Utah State) and four Quad 2 (Indiana, Minnesota, Virginia, Maryland) victories on their resume. Five of Iowa's seven losses have come to teams ranked in the AP Top 25 this week, with another coming on in double overtime at Penn State.
- Keegan Murray is fourth in the country in points per game (22.7); 28th in field goal percentage (.561); 44th in blocks per contest (2.0); and 61st in double-doubles (6). Murray is a three-time Big Ten Player of the Week honoree and selected to the Wooden Award Late-Season Top 20 List, Naismith Trophy Midseason Team, Lute Olson National Player of the Year Watch List, and Karl Malone Power Forward of the Year Semifinalist.
- Iowa is second in the Big Ten and sixth nationally in scoring offense (83.4). The Hawkeyes have ranked first in the Big Ten in scoring offense the last three seasons. The Hawkeyes have led the conference in scoring four of the last eight seasons.
- Kris Murray leads the squad in 3-point accuracy, making 40.6 percent (28-of-69) of his attempts, while Jordan Bohannon is second (.375, 57-of-152). Bohannon is 12th in the NCAA with 421 career 3-point field goals made.
- Jordan Bohannon is Iowa's career leader in assists (677), free throw percentage (.886) and 3-pointers (421). He is the NCAA all-time leader in games played (166).
- The Hawkeyes have had scoring runs of 10-0 or more a combined 17 times in 23 games.
- Jordan Bohannon (114) and Connor McCaffery (95) rank second and fifth, respectively, in most career wins among active Big Ten players.
- Iowa has been making the most of its trips to the foul line. The Hawkeyes are shooting 75.6 percent from the foul line, which ranks second in the Big Ten and 44th nationally. The 347 free throw makes are 39th most in the NCAA.
- Fran McCaffery has coached a first-team All-Big Ten honoree six of the last eight years. He has guided Iowa to 20+ wins seven of the last nine seasons and Big Ten upper division finishes eight of the last nine years. Iowa, Michigan State, and Wisconsin have each recorded a Big Ten-best eight first division finishes since 2013.

MULTIMEDIA GAME INFORMATION

TELEVISION

- FS1
- FOX SPORTS APP
Matt Schumacker (PxP)
Nick Bahe (analyst)

RADIO

- Hawkeye Radio Network
- XM 383 | SXM App 973
Gary Dolphin (PxP)
Bob Hansen (analyst)

LIVE STATISTICS

- StatBroadcast
hawkeyesports.com

2021-22 SCHEDULE/RESULTS

| Date | Opponent (TV) | Time |
|------------|----------------------------|-----------------|
| Nov. 9 | Longwood | W, 106-73 |
| Nov. 12 | Kansas City | W, 89-57 |
| Nov. 16 | N.C. Central | W, 86-69 |
| Nov. 18 | Alabama State | W, 108-82 |
| Nov. 22 | Western Michigan | W, 109-61 |
| Nov. 26 | Portland State | W, 85-51 |
| Nov. 29 | at Virginia % | W, 75-74 |
| Dec. 3 | at #2 Purdue | L, 70-77 |
| Dec. 6 | Illinois | L, 83-87 |
| Dec. 9 | at #17 Iowa State + | L, 53-73 |
| Dec. 18 | vs. Utah State ^ | W, 94-75 |
| Dec. 21 | Southeastern Louisiana | W, 93-62 |
| Dec. 29 | Western Illinois | W, 92-71 |
| Jan. 3 | Maryland | W, 80-75 |
| Jan. 6 | at #23 Wisconsin | L, 78-87 |
| Jan. 13 | Indiana | W, 83-74 |
| Jan. 16 | at Minnesota | W, 81-71 |
| Jan. 19 | at Rutgers | L, 46-48 |
| Jan. 22 | Penn State | W, 68-51 |
| Jan. 27 | #6 Purdue | L, 73-83 |
| Jan. 31 | at Penn State | L, 86-90 (2 OT) |
| Feb. 3 | at #16 Ohio State | postponed |
| Feb. 6 | Minnesota | W, 71-57 |
| Feb. 10 | at Maryland | W, 110-87 |
| Feb. 13 | Nebraska (FS1) | 1:01 p.m. |
| Feb. 17 | Michigan (ESPN/2) | 6:01 p.m. |
| Feb. 22 | Michigan State (ESPN/2) | 6:01 p.m. |
| Feb. 25 | at Nebraska (FS1) | 8:07 p.m. |
| Feb. 28 | Northwestern (B1G Network) | 8:07 p.m. |
| March 3 | at Michigan (FS1) | 8:07 p.m. |
| March 6 | at Illinois (FS1) | 6:37 p.m. |
| March 9-13 | at Big Ten Tournament * | |

all times listed are central

- ^ -- played at Sioux Falls, South Dakota
- % -- Big Ten/ACC Men's Basketball Challenge
- + -- Iowa Corn Cy-Hawk Series
- * -- Big Ten Tournament - Indianapolis

PRONUNCIATION GUIDE

| | |
|---------------|-----------------|
| Luc Laketa | LUKE Luh-KET-uh |
| Josh Ogundele | Oh-GOON-duh-lay |
| Filip Rebraca | Reh-BRAH-chuh |
| Kirk Speraw | SPEAR-awe |
| Joe Toussaint | two-SAHNT |
| Ahron Ulis | YOU-liss |

UI IN THE RANKINGS

| | |
|----------|----|
| NCAA NET | 19 |
| KenPom | 17 |
| Sagarin | 18 |
| BPI | 18 |

INSIDE THE NUMBERS

| | IOWA | NEB |
|--------------------|-------|------|
| Scoring Average | 83.4 | 72.5 |
| Scoring Defense | 71.2 | 78.2 |
| Scoring Margin | +12.3 | -5.7 |
| FG% | .460 | .434 |
| FG% Defense | .433 | .439 |
| FT% | .756 | .702 |
| 3-PT FG% | .352 | .309 |
| 3-PT FG% Defense | .338 | .353 |
| Rebound Margin | +0.3 | -8.5 |
| Assists Per Game | 16.3 | 12.8 |
| Turnovers Per Game | 8.8 | 12.9 |
| Steals Per Game | 8.0 | 7.5 |
| Blocks Per Game | 4.6 | 2.9 |

MISCELLANEOUS STATS

Double-Figure Scoring Games...

| Player | 16-18 | 18-19 | 19-20 | 20-21 | 21-22 | Career |
|-------------------|-------|-------|-------|-------|-------|--------|
| Jordan Bohannon | 39 | 20 | 4 | 15 | 12 | 90 |
| Filip Rebraca | --- | 9 | 26 | 25 | 3 | 63 |
| Keegan Murray | --- | --- | --- | 8 | 21 | 29 |
| Patrick McCaffery | --- | --- | --- | 6 | 16 | 22 |
| Joe Toussaint | --- | --- | --- | 8 | 2 | 12 |
| Connor McCaffery | --- | 3 | 6 | 2 | 1 | 12 |
| Kris Murray | --- | --- | --- | --- | 10 | 10 |
| Tony Perkins | --- | --- | --- | --- | 5 | 5 |
| Payton Sandfort | --- | --- | --- | --- | 4 | 4 |
| Ahron Ulis | --- | --- | --- | --- | 2 | 2 |

20-Point Scoring Games...

| Player | 16-18 | 18-19 | 19-20 | 20-21 | 21-22 | Career |
|-----------------|-------|-------|-------|-------|-------|--------|
| Jordan Bohannon | 13 | 3 | 1 | 4 | 2 | 23 |
| Keegan Murray | --- | --- | --- | --- | 15 | 15 |
| Kris Murray | --- | --- | --- | --- | 2 | 2 |
| Payton Sandfort | --- | --- | --- | --- | 1 | 1 |

Double-Figure Rebounding Games...

| Player | 16-18 | 18-19 | 19-20 | 20-21 | 21-22 | Career |
|------------------|-------|-------|-------|-------|-------|--------|
| Filip Rebraca | --- | 3 | 14 | 5 | 3 | 25 |
| Keegan Murray | --- | --- | --- | 1 | 6 | 7 |
| Connor McCaffery | --- | --- | 1 | --- | --- | 1 |
| Kris Murray | --- | --- | --- | --- | 1 | 1 |

Double-Doubles...

| Player | 16-18 | 18-19 | 19-20 | 20-21 | 21-22 | Career |
|-----------------|-------|-------|-------|-------|-------|--------|
| Filip Rebraca | --- | 1 | 12 | 5 | 1 | 19 |
| Jordan Bohannon | 6 | --- | --- | 1 | --- | 7 |
| Keegan Murray | --- | --- | --- | --- | 6 | 6 |
| Joe Toussaint | --- | --- | --- | --- | 1 | 1 |
| Kris Murray | --- | --- | --- | --- | 1 | 1 |

4+ Three-Pointer Games...

| Player | 16-18 | 18-19 | 19-20 | 20-21 | 21-22 | Career |
|------------------|-------|-------|-------|-------|-------|--------|
| Jordan Bohannon | 22 | 7 | 2 | 7 | 5 | 43 |
| Payton Sandfort | --- | --- | --- | --- | 2 | 2 |
| Connor McCaffery | --- | --- | --- | 1 | 1 | 2 |
| Keegan Murray | --- | --- | --- | --- | 1 | 1 |

5+ Assists Games...

| Player | 16-18 | 18-19 | 19-20 | 20-21 | 21-22 | Career |
|------------------|-------|-------|-------|-------|-------|--------|
| Jordan Bohannon | 42 | 11 | 1 | 15 | 1 | 70 |
| Connor McCaffery | --- | 9 | 8 | 10 | 1 | 28 |
| Joe Toussaint | --- | --- | 4 | 3 | 7 | 14 |
| Ahron Ulis | --- | --- | --- | --- | 5 | 5 |

3+ Steals Games...

| Player | 16-18 | 18-19 | 19-20 | 20-21 | 21-22 | Career |
|-------------------|-------|-------|-------|-------|-------|--------|
| Joe Toussaint | --- | --- | 1 | 3 | 7 | 11 |
| Connor McCaffery | --- | 1 | 5 | 1 | 2 | 9 |
| Keegan Murray | --- | --- | --- | 2 | 5 | 7 |
| Jordan Bohannon | 3 | 1 | --- | --- | 2 | 6 |
| Tony Perkins | --- | --- | --- | --- | 2 | 2 |
| Ahron Ulis | --- | --- | --- | --- | 1 | 1 |
| Patrick McCaffery | --- | --- | --- | --- | 1 | 1 |
| Kris Murray | --- | --- | --- | --- | 1 | 1 |

3+ Blocks Games...

| Player | 16-18 | 18-19 | 19-20 | 20-21 | 21-22 | Career |
|---------------|-------|-------|-------|-------|-------|--------|
| Keegan Murray | --- | --- | --- | 6 | 6 | 12 |

UI CAREER BIG COACHING WINS

| | | | |
|----|-----|----------------|---------|
| 1. | 125 | Tom Davis | 1986-99 |
| 2. | 109 | Fran McCaffery | 2010- |

UI CAREER COACHING WINS

| | | | |
|----|-----|----------------|---------|
| 1. | 269 | Tom Davis | 1986-99 |
| 2. | 232 | Fran McCaffery | 2010- |

UI ATHLETIC COMMUNICATIONS

S300 Carver-Hawkeye Arena, Iowa City, IA 52242
hawkeyesports.com • hawkeyebasketball.com

MBB CONTACT: MATTHEW WEITZEL

office: 319-335-6590 • cell: 319-430-8176
 email: matthew-weitzel@hawkeyesports.com
 Twitter: @BigWeitz

MARGIN OF VICTORY/DEFEAT

| Points | 1 | 2 | 3 | 4 | 5 | 6 | 7 | 8 | 9 | 10+ | 15+ | 20+ |
|--------|---|---|---|---|---|---|---|---|---|-----|-----|-----|
| Wins | 1 | 0 | 0 | 0 | 1 | 0 | 0 | 0 | 1 | 2 | 3 | 8 |
| Losses | 0 | 1 | 0 | 2 | 0 | 0 | 1 | 0 | 1 | 1 | 0 | 1 |

THE SETTING

Iowa (16-7, 6-6) is scheduled to host Nebraska (7-17, 1-12) on Sunday. Tipoff is scheduled for 1 p.m. (CT) on Mediacom Court at Carver-Hawkeye Arena (15,056) in Iowa City, Iowa. Tickets are available for purchase at hawkeyesports.com/tickets.

ON THE AIR

Radio: Iowa games are broadcast on the Hawkeye Radio Network. Gary Dolphin handles the play-by-play, along with color commentator Bob Hansen. The network includes more than 40 stations that blanket the state of Iowa and include portions of Illinois, Nebraska, Minnesota, Missouri, and Wisconsin. The Hawkeye Radio Network coverage includes a 60-minute pregame show.

TV: Sunday's game will be televised on FS1. Matt Schumacker and Nick Bahe will call the action.

HAWKEYES COMPLETE SEASON SWEEP OVER TERRAPINS

Keegan Murray and Jordan Bohannon combined for 60 points in a 110-87 win over Maryland on Thursday at the Xfinity Center in College Park, Maryland, to complete the season sweep.

- Iowa's 110 points are a season high, the most by either team in the 14-game series history and most by the Hawkeyes in a Big Ten game since 116 against Northwestern on Feb. 9, 1995.
- Jordan Bohannon drained a school-record 10 3-pointers, surpassing the school's 28-year record previously set twice by Chris Kingsbury (9) in 1994. His 16 3-point attempts tied a personal high (16 versus North Carolina in 2020).
- Bohannon's 10 triples are an Xfinity Center record and ties for second most by a Big Ten player. Bohannon's previous high was eight 3-pointers (at Maryland in 2017 and vs Nebraska in 2021). Bohannon moved into 12th place in career treys in NCAA history.
- Iowa is the first team in Big Ten history to have one player make 10 3's (Jordan Bohannon) and another player score 30 points (Keegan Murray) in a single game.
- The Hawkeyes poured it on in the second half by virtue of an 18-0 scoring run.
- Jordan Bohannon equaled his career high (versus UAB on Nov. 22, 2017), while Murray netted 30+ points for the third time this season. Murray has tallied 20+ points a team-best 15 times and 25+ an NCAA-best 10 times this season.
- Iowa made 19 3-pointers, which are the most by the Hawkeyes in a Big Ten game in program history, surpassing 16 made triples against the Terrapins on Feb. 25, 2017. The 19 triples were one shy of the school record and Big Ten record in a league game.
- Jordan Bohannon's second 3-pointer of the first half moved him past Aaron White (2012-15) for third place in Iowa career scoring. Bohannon now has 1,884 points.
- Iowa has won four of the last five contests against Maryland, dating back to 2020.
- Iowa outrebounded Maryland, 37-28, improving to 13-0 when outrebounding its opponents.
- Iowa's 57 first-half points were the most by the Hawkeyes in a Big Ten game this season.
- The Terrapins lost by 23 points despite shooting 53.8 percent from 3-point range (14-of-26). Fatts Russell led the Terrapins with 20 points and six assists.

2021-22 IOWA HAWKEYES ROSTER

| No. | Name | Pos. | Ht. | Wt. | Yr. | Hometown (Last School) |
|-----|-------------------|------|------|-----|------------------|---|
| 0 | Filip Rebraca | F | 6-9 | 230 | Sr. | Sombor, Serbia (University of North Dakota) |
| 2 | Joe Toussaint | G | 6-0 | 190 | Jr. | Bronx, N.Y. (Cardinal Hayes) |
| 3 | Jordan Bohannon | G | 6-1 | 175 | Sr. [^] | Marion, Iowa (Linn-Mar) |
| 4 | Ahron Ulis | G | 6-3 | 195 | So. | Chicago, Ill. (Marion Catholic) |
| 11 | Tony Perkins | G | 6-4 | 205 | So. | Indianapolis, Ind. (Lawrence North) |
| 13 | Austin Ash | G | 6-3 | 180 | Sr. [^] | Cedar Rapids, Iowa (Mount Vernon) |
| 14 | Carter Kingsbury | G | 6-4 | 225 | Fr. | Ponca, Neb. (Brewster Academy) |
| 15 | Keegan Murray | F | 6-8 | 225 | So. | Cedar Rapids, Iowa (Prairie/DME Academy) |
| 20 | Payton Sandfort | F | 6-7 | 215 | Fr. | Waukee, Iowa (Waukee) |
| 22 | Patrick McCaffery | F | 6-9 | 200 | So. [^] | Iowa City, Iowa (West) |
| 23 | Josh Ogundele | C | 6-11 | 265 | So. | London, England (Worcester Academy) |
| 24 | Kris Murray | F | 6-8 | 225 | So. | Cedar Rapids, Iowa (Prairie/DME Academy) |
| 25 | Luc Laketa | G | 6-5 | 180 | Fr. | Concord, Mich. (Winchendon School) |
| 30 | Connor McCaffery | G/F | 6-5 | 220 | Sr. [^] | Iowa City, Iowa (West) |
| 44 | Riley Mulvey | C | 6-11 | 245 | Fr. | Rotterdam, N.Y. (St. Thomas More) |

Head Coach: Fran McCaffery

Assistant Coaches: Kirk Speraw, Sherman Dillard, Billy Taylor



HEAD COACH FRAN McCAFFERY

Fran McCaffery, who is signed through the 2028 season, is in his 12th season as the head basketball coach at the University of Iowa and his 26th year overall as a college head coach. McCaffery has reached the 20-win plateau 10 of the last 14 seasons.

McCaffery spent five seasons (2005-10) as the head coach at Siena, six years at UNC-Greensboro (1999-2005) and three seasons at Lehigh (1985-88) before joining the Hawkeyes.

McCaffery has nearly four decades of Division I coaching experience. He is in his 40th season as a collegiate coach, which includes 26 years as a head coach and 14 as an assistant. McCaffery is one of 14 coaches to lead at least four different Division I teams to the NCAA Tournament.

McCaffery, 61, holds a career mark of 483-336 (.590) and guided his teams to 14 postseason appearances (10 NCAA & four NIT). Iowa likely would have competed in another NCAA Tournament in 2020, if not for the NCAA canceling the postseason due to COVID-19. He is 232-159 (.593) at Iowa; the second winningest coach in program history. McCaffery led Iowa to wins in four of the last six NCAA Tournaments (2015, 2016, 2019, and 2021).

Since taking over the Iowa program in 2010, Iowa has earned eight postseason tournament berths (5 NCAA, 3 NIT). McCaffery coached Iowa to 25 victories in 2013, equaling the second-most win total in program history. McCaffery has guided five players to first team All-Big Ten status six of the last eight years, including the 2020 & 2021 National and Big Ten Player of the Year, Luka Garza.

McCaffery has posted upper division finishes in eight of the last nine seasons at Iowa and 20 of 25 seasons as a head coach. He has posted 20 wins or more 10 of the last 14 seasons, including seven of the last nine years at Iowa (2013, 2014, 2015, 2016, 2019, 2020, and 2021). Iowa's 205 victories between 2013-21 are the most over a 10-year span at Iowa since 1987-96 (207).

McCaffery and the Hawkeyes boast a 138-37 (.789) home record the last 10 seasons, which includes a school-record 18 wins in 2014 and 13 consecutive victories in 2019-20. Iowa has won 14 games in Carver-Hawkeye Arena each of the last three seasons (2019, 2020, 2021).

McCaffery's five years at Siena were the best in its 70-year history. He led the Saints on an incredible run that ended with three straight Metro Atlantic Athletic Conference championships and NCAA Tournament appearances.

McCaffery's Saints owned a 112-51 (.687) record in his five years with the program. He guided the Saints to four consecutive 20-win seasons. McCaffery's achievements earned the head coach Siena Hall of Fame recognition in 2017.

The 2009 MAAC Coach of the Year and 2010 District I Coach of the Year is the third winningest coach, by percentage, in league history (.687). He is the only coach to guide a MAAC program to two NCAA Tournament wins. McCaffery led his 2008 and 2009 teams to first round NCAA Tournament victories over Vanderbilt and Ohio State, respectively.

In his final two seasons at Siena, he coached the Saints to back-to-back 27-win campaigns and boasted a combined 39-3 (.929) record against MAAC opponents, which included MAAC Tournament contests.

McCaffery began his coaching career as an assistant at Penn (1982-83) and Lehigh (1983-85). After three seasons as head coach at Lehigh, he spent 11 seasons as an assistant at Notre Dame (1988-99).

McCaffery played basketball at Wake Forest his freshman year (1977-78) and concluded his playing career at Penn his final three seasons (1979-82).

He earned his B.S. degree in Economics from The Wharton School (Penn) in 1982. McCaffery also earned a Master of Education from Lehigh in 1985.



COACHING HONORS

NABC District I Coach of the Year, 2009-10
MAAC Coach of the Year, 2008-09

HEAD COACHING EXPERIENCE

Lehigh (1985-88):49-39 (.557); 8-6 (.571) League
UNC-Greensboro (1999-05).....90-87 (.508); 49-47 (.510) League
Siena (2005-10)112-51 (.687); 68-22 (.756) League
Iowa (2010-present):232-159 (.593); 109-108 (.502) League

THE McCAFFERY FILE

Born: May 23, 1959
Hometown: Philadelphia, Pennsylvania
High School: LaSalle, 1977
College: B.S. in Economics, The Wharton School (Penn), 1982
Master of Education, Lehigh, 1985
Family: Wife, Margaret
Sons, Connor, Patrick and Jonathan Francis
Daughter, Marit Katherine
Brother, Jack (sportswriter in Philadelphia area)

Coaching Honors

MAAC Coach of the Year, 2009
NABC District I Coach of the Year, 2009-10

Coaching History (39 years)

1983 Assistant Coach, Penn
1984-85 Assistant Coach, Lehigh
1985-88 Head Coach, Lehigh
1988-99 Assistant Coach, Notre Dame
1999-05 Head Coach, UNC-Greensboro
2005-10 Head Coach, Siena
2010-present Head Coach, University of Iowa

Coaching Chart

Overall (26 seasons): 483-336 (.590)
At Iowa (12 seasons): 232-159 (.593)
At Siena (five seasons): 112-51 (.688)
At UNCG (six seasons): 90-87 (.508)
At Lehigh (three seasons): 49-40 (.551)
NCAA Tournament (10 appearances*): 6-9
NIT (four appearances): 6-4

**McCaffery is the first coach to bring three different programs from one-bid leagues to the NCAA Tournament (conferences that sent just one team the year his program advanced).*

McCaffery in Postseason Play

1988 NCAA Tournament -- Lehigh
1989 NCAA Tournament -- Notre Dame
1990 NCAA Tournament -- Notre Dame
1992 NIT -- Notre Dame
1997 NIT -- Notre Dame
2001 NCAA Tournament -- UNC-Greensboro
2002 NIT -- UNC-Greensboro
2008 NCAA Tournament -- Siena
2009 NCAA Tournament -- Siena
2010 NCAA Tournament -- Siena
2012 NIT -- Iowa
2013 NIT -- Iowa
2014 NCAA Tournament -- Iowa
2015 NCAA Tournament -- Iowa
2016 NCAA Tournament -- Iowa
2017 NIT -- Iowa
2019 NCAA Tournament -- Iowa
2020 NCAA Tournament postponed (COVID-19)
2021 NCAA Tournament -- Iowa

Playing Experience

Wake Forest, 1977-78
Penn, 1979-82

Big Ten Standings/Schedule

| Team | Big Ten | Pct. | Overall | Pct. |
|----------------|------------|-------------|-------------|-------------|
| Wisconsin | 10-3 | .769 | 19-4 | .826 |
| Illinois | 10-3 | .769 | 17-6 | .739 |
| Purdue | 10-4 | .714 | 21-4 | .840 |
| Michigan State | 8-4 | .667 | 17-6 | .739 |
| Ohio State | 7-4 | .636 | 14-6 | .700 |
| Rutgers | 8-5 | .615 | 14-9 | .609 |
| Michigan | 7-5 | .583 | 13-9 | .591 |
| Indiana | 7-6 | .538 | 16-7 | .696 |
| IOWA | 6-6 | .500 | 16-7 | .696 |
| Northwestern | 5-8 | .385 | 12-10 | .545 |
| Penn State | 4-8 | .333 | 9-11 | .450 |
| Maryland | 3-10 | .231 | 11-13 | .458 |
| Minnesota | 2-10 | .167 | 11-10 | .524 |
| Nebraska | 1-12 | .077 | 7-17 | .292 |

Saturday, Feb. 12

Rutgers at Wisconsin, 1 p.m.
 Indiana at Michigan State, 2:30 p.m.
 Ohio State at Michigan, 5 p.m.
 Penn State at Minnesota, 7:30 p.m.

Sunday, Feb. 13

Maryland at Purdue, Noon
 Northwestern at Illinois, 1 p.m.
Nebraska at IOWA, 1 p.m.

Tuesday, Feb. 15

Michigan State at Penn State, 5:30 p.m.
 Minnesota at Ohio State, 7:30 p.m.
 Wisconsin at Indiana, 8 pm.

Wednesday, Feb. 16

Illinois at Rutgers, 6 p.m.
 Purdue at Northwestern, 8 p.m.

All times are central

National Rankings

AP Poll

Feb. 7

- Auburn
- Gonzaga
- Purdue
- Arizona
- Kentucky
- Houston
- Duke
- Kansas
- Texas Tech
- Baylor
- Providence
- UCLA
- Illinois
- Wisconsin
- Villanova
- Ohio State
- Michigan State
- Marquette
- Tennessee
- Texas
- USC
- Saint Mary's
- Murray State
- Connecticut
- Xavier
- RV. IOWA**

USA Today Poll

Feb. 7

- Gonzaga
- Auburn
- Purdue
- Kentucky
- Arizona
- Duke
- Houston
- Kansas
- Texas Tech
- Baylor
- Providence
- UCLA
- Illinois
- Wisconsin
- Villanova
- Ohio State
- Michigan State
- Tennessee
- Marquette
- Texas
- USC
- Saint Mary's
- Connecticut
- Murray State
- Wake Forest
- RV. IOWA**

2021-22 IOWA CAPTAINS

Iowa captains are Jordan Bohannon and Connor McCaffery.

ALL-TIME SERIES RECORDS

Iowa holds a 22-13 edge in the series. The Hawkeyes have won 10 of the 16 meetings since Nebraska joined the Big Ten in 2011, including last season's only meeting, 102-64 in Iowa City on March 4, 2021.

Iowa owns a commanding 16-3 advantage in games in Iowa City. Sunday will be Nebraska's 10th contest played in Carver-Hawkeye Arena. The Hawkeyes have won 13 of the last 14 contests in the series played in Iowa City, dating back to 1943.

SCOUTING NEBRASKA

- Nebraska posted its first Big Ten win of the season on Wednesday over Minnesota, 78-65. The Huskers shot 48 percent from the field and dominated the Gophers in the post, scoring 40 paint points. Alonzo Verge Jr. led all scorers with 22 points. C.J. Wilcher provided a spark off the bench draining three 3-pointers in 20+ minutes. The victory was Nebraska's first since an 88-74 triumph over Kennesaw State on Dec. 22.
- The Huskers just completed a stretch of playing five of six games at home, dating back to Jan. 17. Five of Nebraska's final seven contests will be contested on the road, beginning Sunday in Iowa City.
- Nebraska is winless away from Lincoln this season, dropping all seven games, including an 0-6 mark in true road contests.
- Two Huskers average double figures in scoring: Bryce McGowens (16.7 ppg) and Alonzo Verge Jr. (14.0 ppg). Derrick Walker leads the squad in rebounding (5.7) and blocks (1.0).
- The Huskers are 1-4 in games decided by six points or less, losing its last three.
- Nebraska ranks second in the Big Ten in steals per game (7.5); third in free throw attempts (473); and fourth in 3-point attempts (541) and turnover margin (1.8). Individually, Alonzo Verge Jr. ranks second in the league in assists per game (5.2). Bryce McGowens leads the Big Ten in free throws made (118) and attempted (143), and is third in percentage (.825).
- Fred Hoiberg is in his third season as head coach at Nebraska and his 16th season overall as a college head coach. Prior to three years as the Chicago Bulls head coach (2015-18), he was head coach at Iowa State for five seasons (2010-15).

LAST MEETING AGAINST NEBRASKA

Fifth-ranked Iowa cruised to a 102-64 victory over Nebraska on March 4, 201, at Carver-Hawkeye Arena in Iowa City in the only regular season meeting between the two teams.

- The 102 points and 38-point margin of victory are the largest points total and margin of victory in the 35-game series history.
- Iowa's 102 points were the most Iowa has scored in a Big Ten game since a 116-77 win against Northwestern on Feb. 8, 1995.
- The 38-point victory was Iowa's largest margin in a conference game since a 39-point win over Northwestern (116-77) on Feb. 8, 1995.
- Jordan Bohannon finished the contest with a season-best 26 points. He tied a career high with eight 3-pointers (at Maryland, 2017).
- Luka Garza tallied 14 points, eight rebounds, and a game-best four blocks in only 24 minutes of action.
- Iowa sank 16 triples, its second highest total in a game last season (17 vs. North Carolina).
- Redshirt freshman Patrick McCaffery posted career bests in scoring (19), rebounds (6), and 3-pointers made (3).
- Redshirt junior Connor McCaffery dished out a game-best eight assists.
- The Huskers were led by Kobe Webster (17 points), Lat Mayen (14 points), and Dalano Banton (14 points). Webster (5) and Mayen (4) combined for nine of Nebraska's 12 triples.

PATRICK McCAFFERY PLAYING HIS BEST BASKETBALL

Redshirt sophomore Patrick McCaffery has been playing his best basketball the past month. McCaffery has netted double figures in scoring six of the last seven games. He scored a season-high 18 points and tied a career high with seven rebounds in Iowa's victory over Minnesota last Sunday afternoon. McCaffery has made at least one 3-pointer during the seven-game stretch, including sinking three in both games against Penn State last month.



MARGARET McCaffery TO RECEIVE DISTINGUISHED AWARD

Margaret McCaffery, wife of head coach Fran McCaffery, will receive the American Cancer Society's distinguished St. George Award during Sunday's game versus Nebraska in Iowa City.

The St. George Award is one of the highest volunteer honors of the American Cancer Society and is presented to outstanding volunteers nationwide who have made significant contributions to the American Cancer Society's strategic goals.

Margaret has served on the ACS National Board of Directors since 2018. Margaret, along with Fran, have been a champion for the Coaches vs. Cancer program and have raised significant funds to support American Cancer Society efforts, including more than \$4.5 million the past 20 years. In addition to their work with the American Cancer Society and Coaches vs. Cancer, the McCaffery's helped spearhead the launch of the new Adolescent and Young Adult (AYA) Cancer Program in Iowa City. The American Cancer Society awarded the McCafferys with the Fighting Spirit Award in 2015.

First conceived in 1949, the St. George National Award has been presented to more than 1,400 Society volunteers nationwide.

TWICE AS NICE

Sophomores Keegan and Kris Murray rank first and fourth, respectively, in team scoring. Keegan averages 22.7 points, while Kris averages 10 points. Keegan also ranks first on the squad in rebounds per game (8.5), blocks per game (2.0), and free throws made (88), while Kris ranks third on the squad in rebounds per contest (4.4), and first in 3-point accuracy (.406, 28-of-69).

KEEGAN MURRAY GARNERS NATIONAL ATTENTION

Keegan Murray has been selected to the Wooden Award Late-Season Top 20, Naismith Trophy Midseason Team, Lute Olson National Player of the Year Award Midseason List, Karl Malone Power Forward of the Year Award semifinalist, *Sporting News* and *The Athletic* Second Team All-America, and Big Ten Player of the Week three times this season (Nov. 22; Dec. 20; Jan. 3).

The Hawkeyes have had a student-athlete named to the Wooden Award Late-Season Top 20 three straight years and four of the last seven seasons. Former Hawkeye Luka Garza was the recipient of the 2021 John R. Wooden Award and was a finalist in 2020 award, while Jarrod Uthoff was a semifinalist in 2016. Garza was also the recipient of the 2021 Lute Olson Award.

Murray and former Hawkeye and All-American Luka Garza are the only Hawkeyes to earn three Big Ten Player of the Week accolades in the same season since the award was started in 1981-82.

Murray has totaled 25 points or more an NCAA-best 10 times this year. He is also the only Hawkeye underclassman (freshman or sophomore) with three 30+ performances in a single season.

Murray exploded for a career-best 35 points versus Utah State. He scored 18 straight Iowa points spanning 6:08 in the first half. Murray was six points from the Sanford Pentagon scoring record.

Murray combined for 65 points in two games against Maryland. He amassed 35 points and eight rebounds on Jan. 3 and tallied 30 points on 12-of-14 shooting from the field and 4-of-7 from the foul line and grabbed seven rebounds at Maryland on Feb. 10.

Murray had a historic stat line against N.C. Central, registering 27 points, 21 rebounds, and four blocks. He became the fourth Hawkeye over the last five decades, and first since 1977, to score 20+ points and grab 20+ rebounds.

Murray posted game bests in points (29), rebounds (10), and blocks (3), while also dishing out three assists in Iowa's win over Western Illinois. He shot a blistering 65 percent from the field, making 13-of-20 attempts.

IOWA IN BIG TEN STATISTICS

| Category | All Games | | Conf Only | | NCAA | |
|--------------------|-----------|------|-----------|------|-------|-------|
| | Stat | Rank | Stat | Rank | Stat | Rank |
| Turnover Margin | +5.8 | 1st | +6.0 | 1st | +5.8 | 4th |
| Steals | 8.0 | 1st | 8.1 | 1st | 8.0 | 58th |
| Assist/TO Ratio | 1.85 | 1st | 1.8 | 1st | 1.85 | 1st |
| Free Throw % | .756 | 2nd | .698 | 11th | .756 | 44th |
| Scoring Offense | 83.4 | 2nd | 77.4 | 2nd | 83.4 | 6th |
| Scoring Margin | +12.3 | 2nd | +3.3 | 6th | +12.3 | 19th |
| Assists | 16.3 | 2nd | 14.6 | 6th | 16.3 | 25th |
| 3-Pt. FG Per Game | 8.9 | 3rd | 8.5 | 4th | 8.9 | 53rd |
| Blocked Shots | 4.6 | 4th | 4.3 | 4th | 4.6 | 49th |
| Field Goal % | .460 | 6th | .435 | 7th | .460 | 77th |
| 3-Pt. Field Goal % | .352 | 7th | .343 | 8th | .352 | 113th |
| 3-PT FG Defense | .338 | 8th | .373 | 13th | .338 | 96th |
| Rebound Margin | +0.3 | 11th | -5.4 | 12th | +0.3 | 197th |
| FG% Defense | .433 | 11th | .447 | 8th | .433 | 201st |
| Scoring Defense | 71.2 | 13th | 74.1 | 12th | 71.2 | 231st |

| Category | Player | All Games | | NCAA | |
|-----------------|-----------------|-----------|------|------|-------|
| | | Stat | Rank | Stat | Rank |
| FG% | Keegan Murray | .561 | 5th | .561 | 28th |
| Rebounding | Keegan Murray | 8.5 | 3rd | 8.5 | 40th |
| Scoring | Keegan Murray | 22.7 | 1st | 22.7 | 4th |
| Steals | Joe Toussaint | 1.61 | 3rd | 1.61 | 151st |
| | Keegan Murray | 1.32 | 9th | 1.32 | 335th |
| Assists | Joe Toussaint | 3.7 | 13th | 3.7 | 177th |
| FT Percentage | Keegan Murray | .746 | 9th | .746 | 286th |
| 3-pointers | Jordan Bohannon | 2.48 | 6th | 2.48 | 101st |
| Blocked Shots | Keegan Murray | 2.0 | 4th | 2.0 | 44th |
| | Kris Murray | 1.1 | 9th | 1.1 | 187th |
| Assist/TO Ratio | Joe Toussaint | 2.53 | 4th | 2.53 | 29th |
| FT Made | Keegan Murray | 88 | 6th | 88 | 77th |
| Double-Doubles | Keegan Murray | 6 | 4th | 6 | 61st |

JORDAN BOHANNON HOLDS 5 IOWA RECORDS

Jordan Bohannon, competing in his sixth season, is the program's career leader in four statistical categories: assists (677), 3-pointers made (421), games played (166), and free throw percentage (.886, 335-378). He sank a school and Xfinity Center record 10 3-pointers at Maryland on Feb. 10, 2022. The 10 triples were one shy of tying the Big Ten record. His 421 triples are the most in Big Ten history and 159 more than any other Hawkeye.

Bohannon (166) became the NCAA all-time leader in career games played at Wisconsin on Jan. 6, surpassing Ohio State's David Lighty (157 games played between 2007-11). Bohannon ranks third in career scoring (1,884) and is tied with Devyn Marble for 10th in career field goals made (564).

Bohannon, an honorable mention all-conference honoree in 2021, is one of 30 Division I players over the last 25 years to make 75+ 3-pointers in four seasons.

Bohannon ranked first in the league in 3-point accuracy (.394) and second in 3-pointers made per game (2.58) in 2021. He was second in the conference in assist-to-turnover ratio (3.07) and fourth in assists per contest (4.4).

He is one of only three Division I players since the 1992-93 season to amass more than 625 assists and 360 3-pointers.

Bohannon is one of only three Hawkeyes to post four 100-assist seasons (Jeff Horner, Dean Oliver). He has accumulated seven points-assists double-doubles, the most in school history. Bohannon registered a school-record eight games with 10 or more assists.



IOWA SIGNS 2 PREP STANDOUTS

JOSH DIX // G, 6-5, 190 // Council Bluffs, Iowa (Council Bluffs High School)

- Three-year team captain
- Two-time first-team all-conference selection and City Player of the Year
- Third team all-state as a sophomore and first-team all-state as a junior
- Shot 50 percent or better from the field his first three seasons of prep basketball
- Averaged a team-best 19.4 points, 7.2 rebounds, 4.3 assists as a junior
- Shot at 54 percent from the field, 38 percent from 3-point range, and 73 percent from the foul line as a junior
- Surpassed 1,000 career points last season
- Averaged 17.5 points, 5.1 rebounds as a sophomore and 10.2 points per contest as a freshman
- Three-time academic all-conference honoree

FRAN McCAFFERY ON JOSH DIX

"Josh is incredibly versatile. He can play multiple positions. He has a great frame. Josh is good with the ball in his hands finding people and getting to the rim. He's physical defensively and is an excellent rebounder for his position. Josh is a winning player. We are really excited about him."

DASONTE BOWEN // G, 6-3, 165 // Boston, Massachusetts (Brewster Academy)

- Ranked No. 91 in the ESPN Top 100 for the Class of 2022
- Averaged 15.2 points, 3.6 rebounds, 2.6 assists, and 1.4 steals while shooting 52.7 percent from the field, 47.4 percent from 3-point range, and 90 percent from the foul line this past summer playing EYBL
- Netted 37 points and seven assists in a game as a sophomore at Worcester Academy
- All-NEPSAC first team honoree as a sophomore
- Played with Hawkeye sophomore Josh Ogundele at Worcester Academy in 2020

FRAN McCAFFERY ON DASONTE BOWEN

"Dasonte is creative and fearless on the basketball court. He has incredible vision and makes plays. Dasonte can step back and hit the three, but he is constantly attacking the defense. He can rebound and score a variety of ways. He is an incredibly unselfish player. We are excited to welcome him to the Hawkeye family."

HAWKEYE FASTBREAKS

- The Hawkeyes are 13-0 this season when outrebounding their opponents and 8-0 when Iowa shoot 50 percent or better from the field.
- Sophomore Keegan Murray has totaled 25 points or more an NCAA-best 10 times this season. Murray is also the only Hawkeye underclassman (freshman or sophomore) with three 30+ performances in a single season.
- Iowa is 122-28 when scoring 80 points or more, the last 12 seasons. The Hawkeyes are 89-3 when holding opponents to fewer than 61 points, the last 12 years.
- Keegan Murray and Kansas State's Michael Beasley (2007-08) are the only two players from a major conference to score 24+ points in each of their first five games of the season over the last 15 years. He is one of three Big Ten players since the 2002-03 season with six consecutive 20-point games to start the season.
- Iowa posted school single-game records in 3-pointers made (20) and attempted (44) against Alabama State on Nov. 18, besting the previous records of 19-of-43 against Savannah State on Dec. 22, 2018. Iowa's 20 3-pointers made equals the Carver-Hawkeye Arena record (20 by Purdue on Jan. 20, 2018).
- The Hawkeyes topped the century mark in three of its first five games (Longwood, Alabama State, Western Michigan). The last time an Iowa team scored 100+ points in three of its first five games was the start of the 1997-98 season.
- Iowa is the only Division I program with two sets of brothers on the 2021-22 roster, with one being identical twins. Connor and Patrick McCaffery are two years apart, while Keegan and Kris Murray are identical twins. The Murray twins are one of five twins on Division I rosters this season (Arizona State, San Diego State, SIUE, and Wisconsin).
- The Hawkeyes have won seven of their last nine, including four straight, Big Ten/ACC Challenge games.
- Virginia has allowed 75+ points at home only six times under head coach Tony Bennett. Iowa has accounted for two of those six (75 in 2021 and 75 in 2013).
- At Virginia and versus Illinois, the Hawkeyes committed a season-low four turnovers, tying the third fewest total in a single-game in the Fran McCaffery era. The four turnovers against the Cavaliers are the fourth lowest in any Big Ten/ACC Challenge game.
- Iowa has won 77 of its last 82 nonconference home games, dating back to 2012.
- The Hawkeyes have won 10 or more Big Ten games six of the last seven seasons.
- Iowa has won an NCAA Tournament game each of its last four tournament appearances.
- Iowa has qualified for five NCAA tournaments over the last seven completed seasons (2014-16, 2019, 2021) and eight postseason tournaments over the last nine completed seasons (5 NCAA; 3 NIT).
- Iowa has won 14 home games each of the last three seasons. The Hawkeyes have averaged just over 13 home victories since Fran McCaffery's arrival in Iowa City in 2011.
- Florida State has won an NCAA-record 13 straight overtime games, dating back to January, 2018. The last team to beat the Seminoles in overtime was Iowa (78-75) on Dec. 2, 2015, in Iowa City. That game featured 21 lead changes.

STEALING THE ROCK

Iowa ranks first in the Big Ten and 58th nationally in steals per game (8.0). The last time a Hawkeye team led the conference in steals was during the 2016-17 season (8.1 per game).

IOWA'S STATISTICAL COMPARISONS

| | All Games | Big Ten | Home Games | Away Games | Iowa Wins | Iowa Losses |
|------------|-----------|---------|------------|------------|-----------|-------------|
| Record | 16-7 | 6-6 | 12-2 | 4-5 | 16-0 | 0-7 |
| Points | 83.4 | 77.4 | 87.6 | 77.0 | 89.4 | 69.9 |
| Opp. Pts | 71.2 | 74.1 | 68.2 | 75.8 | 68.3 | 77.9 |
| FG% | .460 | .435 | .474 | .438 | .499 | .374 |
| FG Def. | .433 | .447 | .418 | .457 | .426 | .450 |
| 3-PT% | .352 | .343 | .365 | .332 | .380 | .286 |
| 3-pt. Def. | .338 | .355 | .326 | .359 | .330 | .358 |
| FT% | .756 | .706 | .797 | .681 | .765 | .735 |
| REB | 37.0 | 34.1 | 38.5 | 34.6 | 39.2 | 31.9 |
| AST | 16.3 | 13.9 | 16.8 | 15.4 | 17.6 | 13.1 |
| TO | 8.8 | 8.3 | 8.9 | 8.6 | 8.9 | 8.6 |
| STL | 8.0 | 8.1 | 8.6 | 7.0 | 8.4 | 7.0 |
| BLK | 4.6 | 4.5 | 4.9 | 4.0 | 4.8 | 4.0 |

McCAFFERY CLIMBING WINS CHART

Fran McCaffery and the Hawkeyes have reached 20 wins seven of the last nine seasons. McCaffery and Tom Davis (10) are the only Iowa coaches to win 20 or more games in at least seven seasons.

Among Iowa's head basketball coaches, McCaffery ranks second in tournament appearances behind Davis (9). Davis is Iowa's all-time winningest coach, while McCaffery is second.



VALUING THE BASKETBALL

The Hawkeyes are tops in the country in assist-to-turnover ratio (1.85); second in fewest turnovers per game (8.8); and fourth in turnover margin (5.8).

McCaffery has continued his mastery of limiting turnovers in 2021-22 with 35 assists and only seven turnovers, boasting a robust 5.0 assist-to-turnover ratio. Joe Toussaint's 2.53 ratio is fourth best in the league and 29th nationally.

Iowa ranked first in the nation in assist-to-turnover ratio (2.02) last season. The Hawkeyes had two players ranked high nationally in assist-to-turnover ratio. Connor McCaffery was fourth in the country with a 3.73 ratio (112 assists; 30 turnovers), while Jordan Bohannon was 13th with a 3.07 ratio (135 assists; 44 turnovers).

RECENT GRADUATES PLAYING PROFESSIONAL BASKETBALL

A number of recent Iowa basketball graduates are playing professionally: Joe Wieskamp (NBA San Antonio Spurs), Luka Garza (NBA Detroit Pistons), Jarrod Uthoff (Japan), Devyn Marble (Israel), Tyler Cook (NBA Chicago Bulls), Anthony Clemmons (Italy), Gabriel Olaseni (Turkey), Ryan Kriener (Matsuyama), Bakari Evelyn (Germany), Peter Jok (France), Melsahn Basabe (Puerto Rico), and Aaron White (Serbia).

SPOTLIGHTING KEEGAN MURRAY'S DOMINATING EFFORT

Keegan Murray posted 27 points, 21 rebounds, four blocks, and two assists in Iowa's win over North Carolina Central on Nov. 16. He accomplished something that has not been done in over four decades by a Hawkeye.

Murray is the first Hawkeye to total 25+ points and 20+ rebounds in a game since Bruce King in 1977. King had 31 points and 21 rebounds vs. Ohio State in 1977.

Murray is one of four players over the last five decades to post a 20-20 game: Kevin Kunnert (24-23) vs. Illinois in 1972; Fred Haberecht (29-20) vs. Wisconsin in 1975; Bruce King (42-20) vs. Pittsburgh in 1976; Bruce King (31-21) vs. Ohio State in 1977.

The last Big Ten player to have a 20-20 performance was Purdue's Trevion Williams at Michigan on Jan. 9, 2020 (36-20).

Murray is the first Hawkeye since Greg Brunner in 2006 to grab 20+ rebounds in a game; Brunner had 23 against Minnesota on Jan. 18, 2006. Murray is the first major conference player with 27+ points, 21+ rebounds, and 4+ blocks since Kansas State's Michael Beasley versus Sacramento State on Nov. 9, 2007.

KEEGAN MURRAY TABBED PRESEASON ALL-BIG TEN

Sophomore forward Keegan Murray was named to the 2021-22 Big Ten Preseason Player of the Year.

It marks the third straight season that one or more Hawkeyes have been selected to the preseason list, voted upon by a selected panel of media. Joe Wieskamp was selected in 2019 and 2020, while Luka Garza was tabbed the Big Ten Preseason Player of the Year in November 2020.

Murray is one of the league's top emerging players after being named to the five-player All-Big Ten Freshman Team a year ago. The Cedar Rapids, Iowa, native was one of only five players nationally -- and only bench player -- to amass 200 points, 35 blocks, 25 steals, and 15 3-pointers. He was the team's leading scorer (7.8) and rebounder (5.5) off the bench in conference play. Murray led team in blocks 12 times and steals five times. The 6-foot-8 forward was second on the team in steals (26) and ranked 11th in the Big Ten in blocked shots per game (1.26). His 39 blocks tie for fourth most by a freshman in program history.

Murray totaled 13 points, seven rebounds, four blocks, three assists, and a steal in Iowa's first-round victory over Grand Canyon to become the first Hawkeye ever to stuff the stat sheet with those numbers in an NCAA Tournament contest.

IOWA HISTORY

Iowa has played 2,895 games since beginning basketball in 1902. Iowa's overall record is 1,708-1,187 (.590). Iowa's 1,708 wins are 36th most among Division I programs. That includes a 1,094-376 (.744) record in home games, a 614-811 (.431) record in contests away from Iowa City, an 808-811 (.498) mark in Big Ten games and a 498-150 (.768) record in Carver-Hawkeye Arena.


COACHING EXPERIENCE

Fran McCaffery has the most experienced coaching staffs in the country. The Iowa men's basketball staff has 75 years of combined collegiate head coaching experience and more than 125 years of collegiate coaching under their belts.

| Coach | Years |
|-----------------------|--------------|
| Fran McCaffery _____ | 26 years |
| Kirk Speraw _____ | 20 years |
| Sherman Dillard _____ | 10 years |
| Billy Taylor _____ | 14 years |
| Al Seibert _____ | 5 years |



GAME 24: IOWA vs NEBRASKA



AUSTIN ASH

#13 • Guard
6-3 • 180 • RS-Senior
Cedar Rapids, Iowa
Mount Vernon HS

SEASON HIGHS

POINTS..... 8 vs. PORTLAND STATE (11/26/21)
 FGM..... 3 vs. PORTLAND STATE (11/26/21)
 FGA..... 5, 2X, LAST vs. WESTERN MICHIGAN (11/22/21)
 3-PT FGM..... 2, 2X, LAST AT MARYLAND (2/10/22)
 3-PT FGA..... 5 vs. ALABAMA STATE (11/18/21)
 FTM..... 3, 2X, LAST vs. KANSAS CITY (11/12/21)
 FTA..... 4, 2X, LAST vs. KANSAS CITY (11/12/21)
 REB..... 2, 2X, LAST vs. SE LOUISIANA (12/21/21)
 AST..... 2, 2X, LAST vs. WESTERN MICHIGAN (11/22/21)
 STL.....
 BLK.....
 MIN..... 13 vs. LONGWOOD (11/9/21)

CAREER HIGHS

POINTS..... 9 vs. SAVANNAH ST (12/22/18)
 FGM..... 3, 2X, LAST vs. PORTLAND STATE (11/26/21)
 FGA..... 9 vs. SAVANNAH ST (12/22/18)
 3-PT FGM..... 3 vs. SAVANNAH ST (12/22/18)
 3-PT FGA..... 8 vs. SAVANNAH ST (12/22/18)
 FTM..... 3, 2X, LAST vs. KANSAS CITY (11/12/21)
 FTA..... 4, 2X, LAST vs. KANSAS CITY (11/12/21)
 REB..... 2, 5X, LAST vs. SE LOUISIANA (12/21/21)
 AST..... 2, 3X, LAST vs. WESTERN MICHIGAN (11/22/21)
 STL..... 2 AT INDIANA (2/13/20)
 BLK.....
 MIN..... 19 vs. SAVANNAH ST (12/22/18)

| Opponent | Date | GS | MIN | Total | | 3-Pointers | | Free throws | | Rebounds | | | PF | A | TO | BLK | STL | PTS | AVG | |
|------------------|------------|----------|--------------|--------------|-------------|-------------|-------------|-------------|-------------|----------|----------|----------|------------|----------|----------|----------|----------|----------|-----------|------------|
| | | | | FG-FGA | PCT | 3FG-3FGA | PCT | FT-FTA | PCT | OFF | DEF | TOT | | | | | | | | AVG |
| Longwood | 11/09/2021 | | 13:08 | 0-3 | .000 | 0-3 | .000 | 3-4 | .750 | 0 | 0 | 0 | 0.0 | 2 | 2 | 1 | 0 | 0 | 3 | 3.0 |
| Kansas City | 11/12/2021 | | 05:28 | 1-2 | .500 | 0-1 | .000 | 3-4 | .750 | 0 | 0 | 0 | 0.0 | 1 | 1 | 2 | 0 | 0 | 5 | 4.0 |
| N.C. Central | 11/16/2021 | | 00:50 | 0-0 | .000 | 0-0 | .000 | 0-0 | .000 | 0 | 0 | 0 | 0.0 | 0 | 0 | 0 | 0 | 0 | 2 | 7 |
| Alabama St. | 11/18/2021 | | 08:03 | 1-5 | .200 | 1-5 | .200 | 0-0 | .000 | 0 | 0 | 0 | 0.0 | 1 | 1 | 0 | 0 | 0 | 3 | 2.8 |
| Western Mich. | 11/22/2021 | | 07:59 | 2-5 | .400 | 0-1 | .000 | 0-0 | .000 | 1 | 0 | 1 | 0.2 | 0 | 2 | 1 | 0 | 0 | 4 | 3.0 |
| Portland St. | 11/26/2021 | | 05:18 | 3-3 | 1.000 | 2-2 | 1.000 | 0-0 | .000 | 1 | 1 | 2 | 0.5 | 0 | 0 | 0 | 0 | 0 | 8 | 3.8 |
| vs Utah St. | 12/18/2021 | | 02:24 | 0-2 | .000 | 0-2 | .000 | 0-0 | .000 | 0 | 0 | 0 | 0.4 | 0 | 0 | 0 | 0 | 0 | 0 | 3.3 |
| Southeastern La. | 12/21/2021 | | 04:39 | 2-4 | .500 | 0-2 | .000 | 0-0 | .000 | 1 | 1 | 2 | 0.6 | 0 | 0 | 0 | 0 | 0 | 4 | 3.4 |
| Western Ill. | 12/29/2021 | | 02:48 | 1-1 | 1.000 | 0-0 | .000 | 0-0 | .000 | 0 | 0 | 0 | 0.6 | 0 | 0 | 0 | 0 | 0 | 2 | 3.2 |
| at Wisconsin | 01/06/2022 | | 01:02 | 1-1 | 1.000 | 0-0 | .000 | 0-0 | .000 | 0 | 0 | 0 | 0.5 | 0 | 0 | 0 | 0 | 0 | 2 | 3.1 |
| at Rutgers | 01/19/2022 | | 00:02 | 0-0 | .000 | 0-0 | .000 | 0-0 | .000 | 0 | 0 | 0 | 0.5 | 0 | 0 | 0 | 0 | 0 | 0 | 2.8 |
| at Penn St. | 01/31/2022 | | 00:01 | 0-0 | .000 | 0-0 | .000 | 0-0 | .000 | 0 | 0 | 0 | 0.4 | 0 | 0 | 0 | 0 | 0 | 0 | 2.6 |
| at Maryland | 02/10/2022 | | 07:23 | 2-3 | .667 | 2-3 | .667 | 0-0 | .000 | 0 | 0 | 0 | 0.4 | 0 | 0 | 0 | 0 | 0 | 6 | 2.8 |
| Totals | | 0 | 59:05 | 13-29 | .448 | 5-19 | .263 | 6-8 | .750 | 3 | 2 | 5 | 0.4 | 4 | 6 | 4 | 0 | 0 | 37 | 2.8 |

CAREER STATISTICS

| YEAR | G/GS | FG-A | PCT | 3-PT | PCT | FT-A | PCT | REB | AVG | PF-FO | AST | TO | BLK | STL | PTS | AVG |
|---------------|-------------|--------------|-------------|--------------|-------------|-------------|-------------|-----------|------------|------------|-----------|----------|----------|----------|-----------|------------|
| Fresh. | 9/0 | 5-18 | .278 | 5-16 | .313 | 0-1 | .000 | 5 | 0.6 | 1-0 | 4 | 0 | 0 | 3 | 15 | 1.7 |
| Soph. | 8/0 | 3-12 | .250 | 3-11 | .273 | 3-4 | .750 | 5 | 0.6 | 3-0 | 2 | 2 | 0 | 3 | 12 | 1.5 |
| Junior | 9/0 | 6-15 | .400 | 3-8 | .333 | 0-0 | .000 | 4 | 0.4 | 1-0 | 2 | 0 | 0 | 1 | 15 | 1.7 |
| Senior | 13/0 | 13-29 | .448 | 5-19 | .263 | 6-8 | .750 | 5 | 0.4 | 4-0 | 6 | 4 | 0 | 0 | 37 | 2.8 |
| TOTALS | 39/0 | 27-74 | .365 | 16-55 | .291 | 9-13 | .692 | 19 | 0.5 | 9-0 | 14 | 6 | 0 | 7 | 79 | 2.0 |



JORDAN BOHANNON

#3 • Guard
6-1 • 175 • Sixth Year
Marion, Iowa
Linn-Mar HS

SEASON HIGHS

POINTS.....30 AT MARYLAND (2/10/22)
 FGM.....10 AT MARYLAND (2/10/22)
 FGA.....16 AT MARYLAND (2/10/22)
 3-PT FGM.....10 AT MARYLAND (2/10/22)
 3-PT FGA.....16 AT MARYLAND (2/10/22)
 FTM..... 6, 3X, LAST vs. INDIANA (1/13/22)
 FTA..... 7 vs. INDIANA (1/13/22)
 REB..... 3, 2X, LAST AT MARYLAND (2/10/22)
 AST..... 5, 2X, LAST AT MARYLAND (2/10/22)
 STL..... 3, 2X, LAST AT MINNESOTA (1/16/22)
 BLK.....
 MIN..... 36 vs. MINNESOTA (2/6/22)

CAREER HIGHS

POINTS.....30, 2X, LAST AT MARYLAND (2/10/22)
 FGM.....10, 3X, LAST AT MARYLAND (2/10/22)
 FGA..... 18 AT NOTRE DAME (11/29/16)
 3-PT FGM..... 10 AT MARYLAND (2/10/22)
 3-PT FGA.....16, 2X, LAST AT MARYLAND (2/10/22)
 FTM..... 10, 2X, LAST vs. NEBRASKA (1/6/19)
 FTA..... 10, 4X, LAST vs. NEBRASKA (1/7/19)
 REB..... 7, 2X, LAST AT INDIANA (2/7/21)
 AST..... 14 vs. MINNESOTA (1/10/21)
 STL..... 6 vs. PITTSBURGH (11/27/18)
 BLK..... 1, 2X, LAST AT MINNESOTA (2/8/17)
 MIN..... 45 AT MINNESOTA (2/8/17)

| Opponent | Date | GS | MIN | Total | | 3-Pointers | | Free throws | | Rebounds | | | PF | A | TO | BLK | STL | PTS | AVG | |
|------------------|------------|-----------|---------------|---------------|-------------|---------------|-------------|--------------|-------------|----------|-----------|-----------|------------|-----------|-----------|-----------|----------|-----------|------------|-------------|
| | | | | FG-FGA | PCT | 3FG-3FGA | PCT | FT-FTA | PCT | OFF | DEF | TOT | | | | | | | | AVG |
| Longwood | 11/09/2021 | * | 17:02 | 6-8 | .750 | 6-8 | .750 | 0-0 | .000 | 0 | 0 | 0 | 0.0 | 1 | 1 | 0 | 0 | 1 | 18 | 18.0 |
| Kansas City | 11/12/2021 | * | 24:12 | 4-8 | .500 | 3-5 | .600 | 2-2 | 1.000 | 0 | 2 | 2 | 1.0 | 2 | 1 | 0 | 0 | 0 | 13 | 15.5 |
| N.C. Central | 11/16/2021 | * | 24:41 | 1-10 | .100 | 1-9 | .111 | 4-4 | 1.000 | 0 | 2 | 2 | 1.3 | 0 | 1 | 0 | 0 | 0 | 7 | 12.7 |
| Alabama St. | 11/18/2021 | * | 21:47 | 4-8 | .500 | 4-8 | .500 | 0-0 | .000 | 0 | 1 | 1 | 1.3 | 1 | 0 | 0 | 0 | 1 | 12 | 12.5 |
| Western Mich. | 11/22/2021 | * | 19:14 | 2-7 | .286 | 1-5 | .200 | 0-0 | .000 | 0 | 0 | 0 | 1.0 | 1 | 3 | 1 | 0 | 3 | 5 | 11.0 |
| Portland St. | 11/26/2021 | * | 24:36 | 1-4 | .250 | 0-3 | .000 | 3-3 | 1.000 | 0 | 0 | 0 | 0.8 | 0 | 1 | 0 | 0 | 1 | 5 | 10.0 |
| at Virginia | 11/29/2021 | * | 30:42 | 7-12 | .583 | 6-9 | .667 | 0-0 | .000 | 0 | 1 | 1 | 0.9 | 3 | 2 | 0 | 0 | 0 | 20 | 11.4 |
| at Purdue | 12/03/2021 | * | 22:16 | 2-5 | .400 | 0-2 | .000 | 0-0 | .000 | 0 | 1 | 1 | 0.9 | 2 | 1 | 1 | 0 | 0 | 4 | 10.5 |
| Illinois | 12/06/2021 | * | 16:41 | 2-5 | .400 | 0-1 | .000 | 0-0 | .000 | 0 | 0 | 0 | 0.8 | 2 | 1 | 1 | 0 | 0 | 4 | 9.8 |
| at Iowa St. | 12/09/2021 | * | 31:02 | 4-12 | .333 | 3-8 | .375 | 6-6 | 1.000 | 1 | 1 | 2 | 0.9 | 2 | 0 | 2 | 0 | 0 | 17 | 10.5 |
| vs Utah St. | 12/18/2021 | * | 21:37 | 4-7 | .571 | 2-5 | .400 | 1-1 | 1.000 | 0 | 1 | 1 | 0.9 | 3 | 2 | 1 | 0 | 1 | 11 | 10.5 |
| Southeastern La. | 12/21/2021 | * | 22:49 | 4-8 | .500 | 4-8 | .500 | 1-2 | .500 | 0 | 2 | 2 | 1.0 | 0 | 3 | 0 | 0 | 0 | 13 | 10.8 |
| Western Ill. | 12/29/2021 | * | 24:25 | 3-9 | .333 | 1-6 | .167 | 6-6 | 1.000 | 0 | 1 | 1 | 1.0 | 2 | 3 | 1 | 0 | 0 | 13 | 10.9 |
| Maryland | 01/03/2022 | * | 27:28 | 1-5 | .200 | 1-4 | .250 | 5-6 | .833 | 0 | 1 | 1 | 1.0 | 2 | 1 | 0 | 0 | 0 | 8 | 10.7 |
| at Wisconsin | 01/06/2022 | * | 29:10 | 3-6 | .500 | 3-6 | .500 | 3-6 | .500 | 0 | 1 | 1 | 1.0 | 2 | 3 | 0 | 0 | 0 | 12 | 10.8 |
| Indiana | 01/13/2022 | * | 28:42 | 2-11 | .182 | 1-7 | .143 | 6-7 | .857 | 0 | 0 | 0 | 0.9 | 1 | 1 | 0 | 0 | 1 | 11 | 10.8 |
| at Minnesota | 01/16/2022 | * | 30:08 | 3-11 | .273 | 2-8 | .250 | 4-4 | 1.000 | 1 | 2 | 3 | 1.1 | 2 | 2 | 1 | 0 | 3 | 12 | 10.9 |
| at Rutgers | 01/19/2022 | * | 27:33 | 2-11 | .182 | 2-10 | .200 | 0-0 | .000 | 0 | 1 | 1 | 1.1 | 2 | 0 | 1 | 0 | 0 | 6 | 10.6 |
| Penn St. | 01/22/2022 | * | 32:48 | 3-8 | .375 | 3-7 | .429 | 2-2 | 1.000 | 0 | 2 | 2 | 1.1 | 1 | 0 | 1 | 0 | 1 | 11 | 10.6 |
| Purdue | 01/27/2022 | * | 29:38 | 2-6 | .333 | 2-6 | .333 | 0-0 | .000 | 0 | 2 | 2 | 1.2 | 1 | 1 | 3 | 0 | 1 | 6 | 10.4 |
| at Penn St. | 01/31/2022 | * | 34:30 | 0-7 | .000 | 0-4 | .000 | 2-2 | 1.000 | 0 | 0 | 0 | 1.1 | 0 | 5 | 0 | 0 | 0 | 2 | 10.0 |
| Minnesota | 02/06/2022 | * | 35:43 | 2-7 | .286 | 2-7 | .286 | 0-0 | .000 | 0 | 2 | 2 | 1.1 | 2 | 1 | 0 | 0 | 1 | 6 | 9.8 |
| at Maryland | 02/10/2022 | * | 30:52 | 10-16 | .625 | 10-16 | .625 | 0-0 | .000 | 0 | 3 | 3 | 1.2 | 1 | 5 | 0 | 0 | 2 | 30 | 10.7 |
| Totals | | 23 | 607:36 | 72-191 | .377 | 57-152 | .375 | 45-51 | .882 | 2 | 26 | 28 | 1.2 | 33 | 38 | 13 | 0 | 16 | 246 | 10.7 |

CAREER STATISTICS

| YEAR | G/GS | FG-A | PCT | 3-PT | PCT | FT-A | PCT | REB | AVG | PF-FO | AST | TO | BLK | STL | PTS | AVG |
|---------------|----------------|-----------------|-------------|-----------------|-------------|----------------|-------------|------------|------------|--------------|------------|------------|----------|------------|--------------|-------------|
| Fresh. | 34/28 | 118-304 | .388 | 89-214 | .416 | 47-55 | .855 | 76 | 2.2 | 55-0 | 175 | 76 | 2 | 29 | 372 | 10.9 |
| Soph. | 33/33 | 137-324 | .423 | 96-223 | .430 | 75-83 | .904 | 74 | 2.2 | 59-0 | 178 | 68 | 0 | 22 | 445 | 13.5 |
| Junior | 35/35 | 112-294 | .381 | 79-206 | .383 | 102-117 | .880 | 84 | 2.4 | 61-0 | 118 | 58 | 0 | 23 | 405 | 11.6 |
| Senior | 10/6 | 25-84 | .298 | 20-61 | .328 | 18-18 | 1.000 | 16 | 1.6 | 17-0 | 33 | 11 | 0 | 8 | 88 | 8.8 |
| RS-Sen. | 31/31 | 100-257 | .389 | 80-205 | .390 | 48-54 | .889 | 96 | 3.1 | 35-0 | 135 | 44 | 0 | 16 | 328 | 10.6 |
| Sixth Yr. | 23/23 | 72-191 | .377 | 57-152 | .375 | 45-51 | .882 | 28 | 1.2 | 33-0 | 38 | 13 | 0 | 16 | 246 | 10.7 |
| TOTALS | 166/156 | 564-1454 | .388 | 421-1061 | .397 | 335-378 | .886 | 374 | 2.3 | 260-0 | 677 | 270 | 2 | 114 | 1,884 | 11.3 |

GAME 24: IOWA vs NEBRASKA



LUC LAKETA

#25 • Guard
6-5 • 180 • Freshman
Concord, Michigan
Hanover Horton HS

SEASON HIGHS

POINTS.....3, 2X, LAST VS. WESTERN MICHIGAN (11/22/21)
 FGM.....1, 2X, LAST VS. WESTERN MICHIGAN (11/22/21)
 FGA.....1, 4X, LAST VS. PORTLAND STATE (11/26/21)
 3-PT FGM.....1, 2X, LAST VS. WESTERN MICHIGAN (11/22/21)
 3-PT FGA.....1, 3X, LAST VS. WESTERN MICHIGAN (11/22/21)
 FTM
 FTA
 REB 1 VS. PORTLAND STATE (11/26/21)
 AST.....1 VS. SE LOUISIANA (12/21/21)
 STL 1 VS. WESTERN MICHIGAN (11/22/21)
 BLK.....
 MIN..... 6 VS. WESTERN MICHIGAN (11/22/21)


CAREER HIGHS

POINTS.....3, 2X, LAST VS. WESTERN MICHIGAN (11/22/21)
 FGM.....1, 2X, LAST VS. WESTERN MICHIGAN (11/22/21)
 FGA.....1, 4X, LAST VS. PORTLAND STATE (11/26/21)
 3-PT FGM.....1, 2X, LAST VS. WESTERN MICHIGAN (11/22/21)
 3-PT FGA.....1, 3X, LAST VS. WESTERN MICHIGAN (11/22/21)
 FTM
 FTA
 REB 1 VS. PORTLAND STATE (11/26/21)
 AST.....1 VS. SE LOUISIANA (12/21/21)
 STL 1 VS. WESTERN MICHIGAN (11/22/21)
 BLK.....
 MIN..... 6 VS. WESTERN MICHIGAN (11/22/21)

| Opponent | Date | GS | MIN | Total | | 3-Pointers | | Free throws | | Rebounds | | | | PF A TO BLK STL PTS AVG | | | | | |
|------------------|------------|----------|--------------|------------|-------------|------------|-------------|-------------|-------------|----------|----------|----------|------------|-------------------------|----------|----------|----------|----------|------------|
| | | | | FG-FGA | PCT | 3FG-3FGA | PCT | FT-FTA | PCT | OFF | DEF | TOT | AVG | PF | A | TO | BLK | STL | PTS |
| Longwood | 11/09/2021 | | 02:33 | 0-0 | .000 | 0-0 | .000 | 0-0 | .000 | 0 | 0 | 0 | 0.0 | 0 | 0 | 0 | 0 | 0 | 0.0 |
| Kansas City | 11/12/2021 | | 04:45 | 0-1 | .000 | 0-1 | .000 | 0-0 | .000 | 0 | 0 | 0 | 0.0 | 0 | 0 | 0 | 0 | 0 | 0.0 |
| Alabama St. | 11/18/2021 | | 02:17 | 1-1 | 1.000 | 1-1 | 1.000 | 0-0 | .000 | 0 | 0 | 0 | 0.0 | 0 | 0 | 0 | 0 | 0 | 3 1.0 |
| Western Mich. | 11/22/2021 | | 06:06 | 1-1 | 1.000 | 1-1 | 1.000 | 0-0 | .000 | 0 | 0 | 0 | 0.0 | 0 | 0 | 0 | 1 | 3 | 1.5 |
| Portland St. | 11/26/2021 | | 02:11 | 0-1 | .000 | 0-0 | .000 | 0-0 | .000 | 1 | 0 | 1 | 0.2 | 0 | 0 | 0 | 0 | 0 | 1.2 |
| Southeastern La. | 12/21/2021 | | 02:39 | 0-0 | .000 | 0-0 | .000 | 0-0 | .000 | 0 | 0 | 0 | 0.2 | 0 | 1 | 1 | 0 | 0 | 1.0 |
| Western Ill. | 12/29/2021 | | 01:47 | 0-0 | .000 | 0-0 | .000 | 0-0 | .000 | 0 | 0 | 0 | 0.1 | 0 | 0 | 0 | 0 | 0 | 0.9 |
| at Maryland | 02/10/2022 | | 01:43 | 0-0 | .000 | 0-0 | .000 | 0-0 | .000 | 0 | 0 | 0 | 0.1 | 0 | 0 | 0 | 0 | 0 | 0.8 |
| Totals | | 0 | 24:01 | 2-4 | .500 | 2-3 | .667 | 0-0 | .000 | 1 | 0 | 1 | 0.1 | 0 | 1 | 0 | 1 | 6 | 0.8 |

CAREER STATISTICS

| YEAR | G/GS | FG-A | PCT | 3-PT | PCT | FT-A | PCT | REB | AVG | PF-FO | AST | TO | BLK | STL | PTS | AVG |
|--------|------|------|------|------|------|------|------|-----|-----|-------|-----|----|-----|-----|-----|-----|
| Fresh. | 8/0 | 2-4 | .500 | 2-3 | .667 | 0-0 | .000 | 1 | 0.1 | 0-0 | 1 | 1 | 0 | 1 | 6 | 0.8 |



CONNOR MCCAFFERY

#30 • Guard/Forward
6-5 • 205 • RS-Senior
Iowa City, Iowa
West HS

SEASON HIGHS

POINTS.....12 AT PENN STATE (1/31/22)
 FGM.....4 AT PENN STATE (1/31/22)
 FGA.....8 AT PENN STATE (1/31/22)
 3-PT FGM.....4 AT PENN STATE (1/31/22)
 3-PT FGA.....7 AT PENN STATE (1/31/22)
 FTM 2, 3X, LAST VS. INDIANA (1/13/22)
 FTA 4 VS. SE LOUISIANA (12/21/21)
 REB 8 VS. SE LOUISIANA (12/21/21)
 AST..... 7 VS. PORTLAND STATE (11/26/21)
 STL 3, 2X, LAST AT PENN STATE (1/31/22)
 BLK.....
 MIN..... 22 VS. WESTERN MICHIGAN (11/22/21)

CAREER HIGHS


POINTS.....19 VS. CONNECTICUT (11/16/18)
 FGM.....6 AT MICHIGAN STATE (2/13/21)
 FGA.....9 AT ILLINOIS (1/29/21)
 3-PT FGM.....4, 2X, LAST AT PENN STATE (1/31/22)
 3-PT FGA.....8 VS. PURDUE (3/3/20)
 FTM 9 VS. CONNECTICUT (11/16/18)
 FTA 11 VS. CONNECTICUT (11/16/18)
 REB 13 VS. MICHIGAN (1/17/20)
 AST..... 10 AT MARYLAND (1/7/21)
 STL 3, 9X, LAST AT PENN STATE (1/31/22)
 BLK..... 1, 8X, LAST VS. ILLINOIS (3/13/21)
 MIN..... 39 AT MINNESOTA (2/16/20)

| Opponent | Date | GS | MIN | Total | | 3-Pointers | | Free throws | | Rebounds | | | | PF A TO BLK STL PTS AVG | | | | | | |
|------------------|------------|----------|---------------|-------------|-------------|-------------|-------------|-------------|-------------|-----------|-----------|-----------|------------|-------------------------|-----------|----------|----------|-----------|-----------|------------|
| | | | | FG-FGA | PCT | 3FG-3FGA | PCT | FT-FTA | PCT | OFF | DEF | TOT | AVG | PF | A | TO | BLK | STL | PTS | AVG |
| Longwood | 11/09/2021 | | 13:55 | 1-1 | 1.000 | 1-1 | 1.000 | 0-0 | .000 | 1 | 6 | 7 | 7.0 | 0 | 0 | 0 | 0 | 0 | 3 3.0 | |
| Kansas City | 11/12/2021 | | 13:03 | 0-1 | .000 | 0-1 | .000 | 0-0 | .000 | 1 | 2 | 3 | 5.0 | 1 | 3 | 0 | 0 | 0 | 1.5 | |
| N.C. Central | 11/16/2021 | | 21:08 | 0-1 | .000 | 0-1 | .000 | 2-2 | 1.000 | 0 | 1 | 1 | 3.7 | 3 | 3 | 1 | 0 | 1 | 2 1.7 | |
| Alabama St. | 11/18/2021 | * | 18:11 | 1-1 | 1.000 | 0-0 | .000 | 1-2 | .500 | 2 | 2 | 4 | 3.8 | 2 | 3 | 1 | 0 | 1 | 3 2.0 | |
| Western Mich. | 11/22/2021 | * | 22:13 | 0-3 | .000 | 0-3 | .000 | 0-0 | .000 | 0 | 2 | 2 | 3.4 | 1 | 2 | 0 | 0 | 0 | 1.6 | |
| Portland St. | 11/26/2021 | | 18:44 | 0-1 | .000 | 0-0 | .000 | 0-0 | .000 | 0 | 3 | 3 | 3.3 | 2 | 7 | 0 | 0 | 2 0 1.3 | | |
| at Virginia | 11/29/2021 | | 12:49 | 0-1 | .000 | 0-1 | .000 | 0-0 | .000 | 1 | 2 | 3 | 3.3 | 0 | 2 | 0 | 0 | 0 | 1.1 | |
| at Purdue | 12/03/2021 | | 19:09 | 0-5 | .000 | 0-5 | .000 | 0-0 | .000 | 0 | 2 | 2 | 3.1 | 2 | 1 | 0 | 0 | 1 0 1.0 | | |
| Illinois | 12/06/2021 | | 15:15 | 1-2 | .500 | 1-2 | .500 | 0-0 | .000 | 0 | 0 | 0 | 2.8 | 3 | 1 | 0 | 0 | 1 3 1.2 | | |
| at Iowa St. | 12/09/2021 | | 08:05 | 0-0 | .000 | 0-0 | .000 | 0-0 | .000 | 1 | 0 | 1 | 2.6 | 0 | 1 | 1 | 0 | 0 0 1.1 | | |
| vs Utah St. | 12/18/2021 | | 16:22 | 0-1 | .000 | 0-1 | .000 | 0-0 | .000 | 0 | 1 | 1 | 2.5 | 1 | 2 | 0 | 0 | 0 0 1.0 | | |
| Southeastern La. | 12/21/2021 | | 18:24 | 1-1 | 1.000 | 1-1 | 1.000 | 2-4 | .500 | 2 | 6 | 8 | 2.9 | 1 | 2 | 1 | 0 | 0 5 1.3 | | |
| Western Ill. | 12/29/2021 | | 10:14 | 0-0 | .000 | 0-0 | .000 | 0-0 | .000 | 0 | 1 | 1 | 2.8 | 0 | 0 | 0 | 0 | 0 0 1.2 | | |
| Maryland | 01/03/2022 | | 18:15 | 0-1 | .000 | 0-1 | .000 | 1-2 | .500 | 0 | 1 | 1 | 2.6 | 3 | 1 | 1 | 0 | 1 1 1.2 | | |
| at Wisconsin | 01/06/2022 | | 14:59 | 0-0 | .000 | 0-0 | .000 | 0-0 | .000 | 1 | 0 | 1 | 2.5 | 5 | 2 | 0 | 0 | 1 0 1.1 | | |
| Indiana | 01/13/2022 | | 20:10 | 1-2 | .500 | 1-2 | .500 | 2-2 | 1.000 | 0 | 1 | 1 | 2.4 | 1 | 1 | 0 | 0 | 3 5 1.4 | | |
| at Rutgers | 01/19/2022 | | 09:15 | 0-1 | .000 | 0-1 | .000 | 0-0 | .000 | 0 | 3 | 3 | 2.5 | 2 | 0 | 1 | 0 | 0 0 1.3 | | |
| Penn St. | 01/22/2022 | | 16:24 | 0-3 | .000 | 0-2 | .000 | 0-0 | .000 | 1 | 2 | 3 | 2.5 | 1 | 3 | 1 | 0 | 0 0 1.2 | | |
| Purdue | 01/27/2022 | | 10:23 | 0-3 | .000 | 0-3 | .000 | 0-0 | .000 | 0 | 1 | 1 | 2.4 | 0 | 1 | 0 | 0 | 0 0 1.2 | | |
| at Penn St. | 01/31/2022 | | 16:25 | 4-8 | .500 | 4-7 | .571 | 0-0 | .000 | 1 | 5 | 6 | 2.6 | 2 | 0 | 0 | 0 | 3 12 1.7 | | |
| at Maryland | 02/10/2022 | | 04:21 | 0-0 | .000 | 0-0 | .000 | 0-0 | .000 | 1 | 0 | 1 | 2.5 | 1 | 0 | 0 | 0 | 0 0 1.6 | | |
| Totals | | 2 | 317:44 | 9-36 | .250 | 8-32 | .250 | 8-12 | .667 | 12 | 41 | 53 | 2.5 | 31 | 35 | 7 | 0 | 14 | 34 | 1.6 |

CAREER STATISTICS

| YEAR | G/GS | FG-A | PCT | 3-PT | PCT | FT-A | PCT | REB | AVG | PF-FO | AST | TO | BLK | STL | PTS | AVG |
|---------------|---------------|----------------|-------------|---------------|-------------|----------------|-------------|------------|------------|--------------|------------|------------|----------|-----------|------------|------------|
| Fresh. | 4/0 | 2-3 | .667 | 1-2 | .500 | 3-4 | .750 | 4 | 1.0 | 2-0 | 7 | 4 | 0 | 2 | 8 | 2.0 |
| RS-Fresh. | 34/0 | 35-97 | .361 | 6-29 | .207 | 73-97 | .753 | 49 | 1.4 | 61-0 | 102 | 43 | 3 | 23 | 149 | 4.4 |
| Soph. | 31/31 | 55-160 | .344 | 33-97 | .340 | 50-64 | .781 | 124 | 4.0 | 80-2 | 124 | 27 | 3 | 35 | 193 | 6.2 |
| Junior | 31/31 | 33-102 | .324 | 18-65 | .277 | 17-29 | .586 | 97 | 3.1 | 81-1 | 112 | 30 | 2 | 19 | 101 | 3.3 |
| Senior | 21/2 | 9-36 | .250 | 8-32 | .250 | 8-12 | .667 | 53 | 2.5 | 31-1 | 35 | 7 | 0 | 14 | 34 | 1.6 |
| TOTALS | 121/64 | 134-398 | .337 | 66-225 | .293 | 151-206 | .733 | 327 | 2.7 | 255-4 | 380 | 111 | 8 | 93 | 485 | 4.0 |

GAME 24: IOWA vs NEBRASKA



PATRICK MCCAFFERY

#22 • Forward
6-9 • 200 • RS-Soph.
Iowa City, Iowa
West HS

SEASON HIGHS

POINTS..... 18 vs. MINNESOTA (2/6/22)
 FGM..... 8 vs. MINNESOTA (2/6/22)
 FGA..... 14 vs. MINNESOTA (2/6/22)
 3-PT FGM..... 3, 2X, LAST AT PENN STATE (1/31/22)
 3-PT FGA..... 6, 2X, LAST AT PENN STATE (1/31/22)
 FTM..... 7 AT PURDUE (12/3/21)
 FTA..... 10 AT PURDUE (12/3/21)
 REB..... 7, 3X, LAST vs. MINNESOTA (2/6/22)
 AST..... 4, 2X, LAST vs. PENN STATE (1/22/22)
 STL..... 3 vs. INDIANA (1/13/22)
 BLK..... 2, 2X, LAST vs. PENN STATE (1/22/22)
 MIN..... 37 AT PENN STATE (1/31/22)


CAREER HIGHS

POINTS..... 19 vs. NEBRASKA (3/4/21)
 FGM..... 8, 2X, LAST vs. MINNESOTA (2/6/22)
 FGA..... 14 vs. MINNESOTA (2/6/22)
 3-PT FGM..... 3, 3X, LAST AT PENN STATE (1/31/22)
 3-PT FGA..... 6, 3X, LAST AT PENN STATE (1/31/22)
 FTM..... 7 AT PURDUE (12/3/21)
 FTA..... 10 AT PURDUE (12/3/21)
 REB..... 7, 3X, LAST vs. MINNESOTA (2/6/22)
 AST..... 4, 2X, LAST vs. PENN STATE (1/22/22)
 STL..... 3 vs. INDIANA (1/13/22)
 BLK..... 2, 4X, LAST vs. PENN STATE (1/22/22)
 MIN..... 37 AT PENN STATE (1/31/22)

| Opponent | Date | GS | MIN | Total | | 3-Pointers | | Free throws | | Rebounds | | | | PF | A | TO | BLK | STL | PTS | AVG | |
|------------------|------------|----|-----------|---------------|---------------|-------------|--------------|-------------|--------------|-------------|-----------|-----------|-----------|------------|-----------|-----------|-----------|----------|-----------|------------|-------------|
| | | | | FG-FGA | PCT | 3FG-3FGA | PCT | FT-FTA | PCT | OFF | DEF | TOT | AVG | | | | | | | | |
| Longwood | 11/09/2021 | * | 21:41 | 3-6 | .500 | 0-3 | .000 | 5-6 | .833 | 0 | 4 | 4 | 4.0 | 0 | 4 | 2 | 0 | 0 | 11 | 11.0 | |
| Kansas City | 11/12/2021 | * | 22:56 | 5-10 | .500 | 0-1 | .000 | 0-0 | .000 | 1 | 1 | 2 | 3.0 | 0 | 2 | 0 | 0 | 1 | 10 | 10.5 | |
| N.C. Central | 11/16/2021 | * | 22:53 | 4-11 | .364 | 1-4 | .250 | 6-6 | 1.000 | 1 | 0 | 1 | 2.3 | 0 | 1 | 2 | 0 | 0 | 15 | 12.0 | |
| Portland St. | 11/26/2021 | * | 19:57 | 5-10 | .500 | 1-3 | .333 | 3-3 | 1.000 | 0 | 2 | 2 | 2.3 | 0 | 1 | 1 | 0 | 1 | 14 | 12.5 | |
| at Virginia | 11/29/2021 | * | 24:10 | 3-6 | .500 | 1-1 | 1.000 | 0-0 | .000 | 1 | 2 | 3 | 2.4 | 0 | 3 | 0 | 1 | 1 | 7 | 11.4 | |
| at Purdue | 12/03/2021 | * | 28:09 | 4-13 | .308 | 0-4 | .000 | 7-10 | .700 | 0 | 5 | 5 | 2.8 | 2 | 3 | 0 | 0 | 0 | 15 | 12.0 | |
| Illinois | 12/06/2021 | * | 23:56 | 5-11 | .455 | 2-2 | 1.000 | 0-1 | .000 | 1 | 1 | 2 | 2.7 | 1 | 0 | 0 | 0 | 0 | 12 | 12.0 | |
| at Iowa St. | 12/09/2021 | * | 25:35 | 2-9 | .222 | 1-5 | .200 | 2-2 | 1.000 | 0 | 4 | 4 | 2.9 | 1 | 1 | 1 | 0 | 7 | 11.4 | | |
| vs Utah St. | 12/18/2021 | * | 21:29 | 5-9 | .556 | 1-3 | .333 | 1-2 | .500 | 0 | 6 | 6 | 3.2 | 1 | 3 | 1 | 0 | 2 | 12 | 11.4 | |
| Southeastern La. | 12/21/2021 | * | 25:44 | 5-10 | .500 | 2-4 | .500 | 4-4 | 1.000 | 0 | 3 | 3 | 3.2 | 0 | 2 | 0 | 0 | 2 | 16 | 11.9 | |
| Western Ill. | 12/29/2021 | * | 23:32 | 4-8 | .500 | 1-2 | .500 | 2-2 | 1.000 | 0 | 3 | 3 | 3.2 | 0 | 1 | 2 | 2 | 0 | 11 | 11.8 | |
| Maryland | 01/03/2022 | * | 21:45 | 2-8 | .250 | 1-2 | .500 | 0-0 | .000 | 2 | 3 | 5 | 3.3 | 0 | 0 | 0 | 0 | 5 | 11.3 | | |
| at Wisconsin | 01/06/2022 | * | 26:28 | 4-10 | .400 | 0-2 | .000 | 2-3 | .667 | 1 | 6 | 7 | 3.6 | 4 | 3 | 0 | 1 | 0 | 10 | 11.2 | |
| Indiana | 01/13/2022 | * | 19:50 | 1-4 | .250 | 0-0 | .000 | 3-4 | .750 | 1 | 0 | 1 | 3.4 | 0 | 0 | 0 | 0 | 3 | 5 | 10.7 | |
| at Minnesota | 01/16/2022 | * | 31:28 | 4-11 | .364 | 2-5 | .400 | 2-4 | .500 | 0 | 3 | 3 | 3.4 | 0 | 1 | 1 | 0 | 1 | 12 | 10.8 | |
| at Rutgers | 01/19/2022 | * | 30:45 | 4-12 | .333 | 1-5 | .200 | 2-4 | .500 | 1 | 2 | 3 | 3.4 | 0 | 2 | 0 | 1 | 1 | 11 | 10.8 | |
| Penn St. | 01/22/2022 | * | 27:12 | 4-9 | .444 | 3-6 | .500 | 0-0 | .000 | 0 | 2 | 2 | 3.3 | 1 | 4 | 0 | 2 | 2 | 11 | 10.8 | |
| Purdue | 01/27/2022 | * | 29:49 | 5-9 | .556 | 1-5 | .200 | 0-0 | .000 | 3 | 1 | 4 | 3.3 | 1 | 1 | 0 | 0 | 0 | 11 | 10.8 | |
| at Penn St. | 01/31/2022 | * | 37:18 | 6-13 | .462 | 3-6 | .500 | 1-2 | .500 | 1 | 6 | 7 | 3.5 | 3 | 1 | 1 | 0 | 1 | 16 | 11.1 | |
| Minnesota | 02/06/2022 | * | 29:00 | 8-14 | .571 | 2-3 | .667 | 0-0 | .000 | 3 | 4 | 7 | 3.7 | 0 | 0 | 0 | 1 | 0 | 18 | 11.5 | |
| at Maryland | 02/10/2022 | * | 22:31 | 2-7 | .286 | 1-4 | .250 | 1-2 | .500 | 0 | 2 | 2 | 3.6 | 1 | 3 | 1 | 0 | 0 | 6 | 11.2 | |
| Totals | | | 21 | 536:09 | 85-200 | .425 | 24-70 | .343 | 41-55 | .745 | 16 | 60 | 76 | 3.6 | 15 | 36 | 12 | 9 | 15 | 235 | 11.2 |

CAREER STATISTICS

| YEAR | G/GS | FG-A | PCT | 3-PT | PCT | FT-A | PCT | REB | AVG | PF-FO | AST | TO | BLK | STL | PTS | AVG |
|---------------|--------------|----------------|-------------|---------------|-------------|--------------|-------------|------------|------------|-------------|-----------|-----------|-----------|-----------|------------|------------|
| Fresh. | 2/0 | 3-10 | .300 | 0-4 | .000 | 0-0 | .000 | 5 | 2.5 | 2-0 | 1 | 0 | 0 | 1 | 6 | 3.0 |
| RS-Fresh. | 31/0 | 60-137 | .438 | 13-43 | .302 | 29-41 | .707 | 83 | 2.7 | 20-0 | 28 | 13 | 12 | 11 | 162 | 5.2 |
| Soph. | 21/21 | 85-200 | .425 | 24-70 | .343 | 41-55 | .745 | 76 | 3.6 | 15-0 | 36 | 12 | 9 | 15 | 235 | 11.2 |
| TOTALS | 54/21 | 148-347 | .427 | 37-117 | .316 | 70-96 | .729 | 164 | 3.0 | 37-0 | 65 | 25 | 21 | 27 | 403 | 7.5 |



RILEY MULVEY

#44 • Forward
6-11 • 245 • Freshman
Rotterdam, New York
St. Thomas More

SEASON HIGHS

POINTS..... 8 vs. WESTERN MICHIGAN (11/22/21)
 FGM..... 3 vs. WESTERN MICHIGAN (11/22/21)
 FGA..... 5 vs. WESTERN MICHIGAN (11/22/21)
 3-PT FGM.....
 3-PT FGA.....
 FTM..... 2, 2X, LAST vs. WESTERN MICHIGAN (11/22/21)
 FTA..... 2, 2X, LAST vs. WESTERN MICHIGAN (11/22/21)
 REB..... 5 vs. ALABAMA STATE (11/18/21)
 AST..... 1, 2X, LAST vs. SE LOUISIANA (12/21/21)
 STL.....
 BLK..... 1, 2X, LAST vs. WESTERN ILLINOIS (12/29/21)
 MIN..... 13 vs. WESTERN MICHIGAN (11/22/21)

CAREER HIGHS

POINTS..... 8 vs. WESTERN MICHIGAN (11/22/21)
 FGM..... 3 vs. WESTERN MICHIGAN (11/22/21)
 FGA..... 5 vs. WESTERN MICHIGAN (11/22/21)
 3-PT FGM.....
 3-PT FGA.....
 FTM..... 2, 2X, LAST vs. WESTERN MICHIGAN (11/22/21)
 FTA..... 2, 2X, LAST vs. WESTERN MICHIGAN (11/22/21)
 REB..... 5 vs. ALABAMA STATE (11/18/21)
 AST..... 1, 2X, LAST vs. SE LOUISIANA (12/21/21)
 STL.....
 BLK..... 1, 2X, LAST vs. WESTERN ILLINOIS (12/29/21)
 MIN..... 13 vs. WESTERN MICHIGAN (11/22/21)

| Opponent | Date | GS | MIN | Total | | 3-Pointers | | Free throws | | Rebounds | | | | PF | A | TO | BLK | STL | PTS | AVG | |
|------------------|------------|----|----------|--------------|------------|-------------|------------|-------------|------------|--------------|----------|-----------|-----------|------------|-----------|----------|----------|----------|----------|-----------|------------|
| | | | | FG-FGA | PCT | 3FG-3FGA | PCT | FT-FTA | PCT | OFF | DEF | TOT | AVG | | | | | | | | |
| Longwood | 11/09/2021 | | 10:07 | 0-1 | .000 | 0-0 | .000 | 0-0 | .000 | 0 | 1 | 1 | 1.0 | 2 | 1 | 0 | 0 | 0 | 0 | 0.0 | |
| Kansas City | 11/12/2021 | | 05:28 | 0-0 | .000 | 0-0 | .000 | 0-0 | .000 | 0 | 1 | 1 | 1.0 | 1 | 0 | 0 | 1 | 0 | 0 | 0.0 | |
| Alabama St. | 11/18/2021 | | 08:30 | 0-0 | .000 | 0-0 | .000 | 2-2 | 1.000 | 0 | 5 | 5 | 2.3 | 0 | 0 | 1 | 0 | 0 | 2 | 0.7 | |
| Western Mich. | 11/22/2021 | | 13:29 | 3-5 | .600 | 0-0 | .000 | 2-2 | 1.000 | 2 | 2 | 4 | 2.8 | 1 | 0 | 1 | 0 | 0 | 8 | 2.5 | |
| Portland St. | 11/26/2021 | | 02:11 | 0-0 | .000 | 0-0 | .000 | 0-0 | .000 | 0 | 0 | 0 | 0.0 | 0 | 0 | 0 | 0 | 0 | 0 | 0.0 | |
| at Purdue | 12/03/2021 | | 02:50 | 0-0 | .000 | 0-0 | .000 | 0-0 | .000 | 0 | 1 | 1 | 2.0 | 2 | 0 | 1 | 0 | 0 | 0 | 1.7 | |
| vs Utah St. | 12/18/2021 | | 02:09 | 0-0 | .000 | 0-0 | .000 | 0-0 | .000 | 0 | 0 | 0 | 0.0 | 0 | 0 | 0 | 0 | 0 | 0 | 0.0 | |
| Southeastern La. | 12/21/2021 | | 04:39 | 1-1 | 1.000 | 0-0 | .000 | 0-0 | .000 | 2 | 0 | 2 | 1.8 | 1 | 1 | 0 | 0 | 0 | 2 | 1.5 | |
| Western Ill. | 12/29/2021 | | 02:15 | 0-0 | .000 | 0-0 | .000 | 0-0 | .000 | 0 | 0 | 0 | 1.6 | 0 | 0 | 0 | 1 | 0 | 0 | 1.3 | |
| at Wisconsin | 01/06/2022 | | 05:58 | 1-1 | 1.000 | 0-0 | .000 | 0-0 | .000 | 0 | 1 | 1 | 1.5 | 1 | 0 | 0 | 0 | 0 | 2 | 1.4 | |
| Indiana | 01/13/2022 | | 01:08 | 0-0 | .000 | 0-0 | .000 | 0-0 | .000 | 0 | 0 | 0 | 1.4 | 2 | 0 | 1 | 0 | 0 | 0 | 1.3 | |
| at Maryland | 02/10/2022 | | 03:46 | 0-0 | .000 | 0-0 | .000 | 0-0 | .000 | 0 | 0 | 0 | 1.3 | 1 | 0 | 0 | 0 | 0 | 0 | 1.2 | |
| Totals | | | 0 | 62:30 | 5-8 | .625 | 0-0 | .000 | 4-4 | 1.000 | 4 | 11 | 15 | 1.3 | 11 | 2 | 4 | 2 | 0 | 14 | 1.2 |

CAREER STATISTICS

| YEAR | G/GS | FG-A | PCT | 3-PT | PCT | FT-A | PCT | REB | AVG | PF-FO | AST | TO | BLK | STL | PTS | AVG |
|--------|------|------|------|------|------|------|-------|-----|-----|-------|-----|----|-----|-----|-----|-----|
| Fresh. | 12/0 | 5-8 | .625 | 0-0 | .000 | 4-4 | 1.000 | 15 | 1.3 | 11-0 | 2 | 4 | 2 | 0 | 14 | 1.2 |

GAME 24: IOWA vs NEBRASKA



KEEGAN MURRAY

#15 • Forward
6-8 • 225 • Sophomore
Cedar Rapids, Iowa
Prairie HS

SEASON HIGHS

POINTS..... 35, 2X, LAST VS. MARYLAND (1/3/22)
 FGM..... 14 VS. MARYLAND (1/3/22)
 FGA..... 21 VS. MARYLAND (1/3/22)
 3-PT FGM..... 5 VS. MARYLAND (1/3/22)
 3-PT FGA..... 7, 2X, LAST AT PENN STATE (1/31/22)
 FTM..... 9 VS. N.C. CENTRAL (11/16/21)
 FTA..... 10, 2X, LAST AT PENN STATE (1/31/22)
 REB..... 21 VS. N.C. CENTRAL (11/16/21)
 AST..... 4 VS. ALABAMA STATE (11/18/21)
 STL..... 3, 4X, LAST WESTERN ILLINOIS (12/29/21)
 BLK..... 5 VS. LONGWOOD (11/9/21)
 MIN..... 39, 2X, LAST VS. MINNESOTA (2/6/22)

CAREER HIGHS

POINTS..... 35, 2X, LAST VS. MARYLAND (1/3/22)
 FGM..... 14 VS. MARYLAND (1/3/22)
 FGA..... 21 VS. MARYLAND (1/3/22)
 3-PT FGM..... 5 VS. MARYLAND (1/3/22)
 3-PT FGA..... 7, 2X, LAST AT PENN STATE (1/31/22)
 FTM..... 9 VS. N.C. CENTRAL (11/16/21)
 FTA..... 10, 2X, LAST AT PENN STATE (1/31/22)
 REB..... 21 VS. N.C. CENTRAL (11/16/21)
 AST..... 4 VS. ALABAMA STATE (11/18/21)
 STL..... 3, 5X, LAST WESTERN ILLINOIS (12/29/21)
 BLK..... 5 VS. LONGWOOD (11/9/21)
 MIN..... 39, 2X, LAST VS. MINNESOTA (2/6/22)

| Opponent | Date | GS | MIN | Total | | | 3-Pointers | | Free throws | | Rebounds | | | | PF | A | TO | BLK | STL | PTS | AVG |
|------------------|------------|----|-----------|---------------|----------------|-------------|---------------|-------------|---------------|-------------|-----------|------------|------------|------------|-----------|-----------|-----------|-----------|-----------|------------|-------------|
| | | | | FG-FGA | PCT | 3FG-3FGA | PCT | FT-FTA | PCT | OFF | DEF | TOT | AVG | | | | | | | | |
| Longwood | 11/09/2021 | * | 17:29 | 8-10 | .800 | 3-4 | .750 | 5-5 | 1.000 | 2 | 5 | 7 | 7.0 | 3 | 1 | 0 | 5 | 0 | 24 | 24.0 | |
| Kansas City | 11/12/2021 | * | 22:53 | 9-15 | .600 | 1-3 | .333 | 6-6 | 1.000 | 0 | 4 | 4 | 5.5 | 2 | 1 | 2 | 1 | 3 | 25 | 24.5 | |
| N.C. Central | 11/16/2021 | * | 37:17 | 9-19 | .474 | 0-4 | .000 | 9-10 | .900 | 9 | 12 | 21 | 10.7 | 2 | 2 | 4 | 0 | 27 | 25.3 | | |
| Alabama St. | 11/18/2021 | * | 21:47 | 10-16 | .625 | 2-5 | .400 | 4-5 | .800 | 2 | 4 | 6 | 9.5 | 1 | 4 | 2 | 1 | 1 | 26 | 25.5 | |
| Western Mich. | 11/22/2021 | * | 21:21 | 10-14 | .714 | 2-4 | .500 | 7-9 | .778 | 3 | 3 | 6 | 8.8 | 0 | 0 | 0 | 3 | 2 | 29 | 26.2 | |
| Portland St. | 11/26/2021 | * | 27:02 | 10-16 | .625 | 1-5 | .200 | 2-2 | 1.000 | 3 | 6 | 9 | 8.8 | 1 | 0 | 0 | 1 | 2 | 23 | 25.7 | |
| at Virginia | 11/29/2021 | * | 35:49 | 7-13 | .538 | 1-4 | .250 | 3-5 | .600 | 2 | 7 | 9 | 8.9 | 1 | 3 | 2 | 1 | 0 | 18 | 24.6 | |
| Illinois | 12/06/2021 | * | 29:46 | 7-15 | .467 | 1-4 | .250 | 4-7 | .571 | 1 | 1 | 2 | 8.0 | 1 | 0 | 1 | 2 | 3 | 19 | 23.9 | |
| at Iowa St. | 12/09/2021 | * | 37:25 | 4-17 | .235 | 1-6 | .167 | 0-0 | .000 | 6 | 1 | 7 | 7.9 | 3 | 1 | 1 | 2 | 3 | 9 | 22.2 | |
| vs Utah St. | 12/18/2021 | * | 29:14 | 13-17 | .765 | 2-5 | .400 | 7-8 | .875 | 3 | 4 | 7 | 7.8 | 1 | 1 | 1 | 1 | 2 | 35 | 23.5 | |
| Southeastern La. | 12/21/2021 | * | 24:17 | 8-13 | .615 | 1-5 | .200 | 3-3 | 1.000 | 3 | 7 | 10 | 8.0 | 2 | 1 | 1 | 0 | 0 | 20 | 23.2 | |
| Western Ill. | 12/29/2021 | * | 34:51 | 13-20 | .650 | 1-4 | .250 | 2-3 | .667 | 2 | 8 | 10 | 8.2 | 1 | 3 | 1 | 3 | 3 | 29 | 23.7 | |
| Maryland | 01/03/2022 | * | 38:06 | 14-21 | .667 | 5-6 | .833 | 2-3 | .667 | 4 | 4 | 8 | 8.2 | 1 | 1 | 1 | 3 | 1 | 35 | 24.5 | |
| at Wisconsin | 01/06/2022 | * | 35:17 | 10-16 | .625 | 2-4 | .500 | 5-9 | .556 | 1 | 4 | 5 | 7.9 | 0 | 0 | 3 | 3 | 1 | 27 | 24.7 | |
| Indiana | 01/13/2022 | * | 22:18 | 5-9 | .556 | 1-3 | .333 | 1-2 | .500 | 3 | 6 | 9 | 8.0 | 4 | 0 | 1 | 2 | 1 | 12 | 23.9 | |
| at Minnesota | 01/16/2022 | * | 36:04 | 11-17 | .647 | 1-3 | .333 | 2-3 | .667 | 4 | 6 | 10 | 8.1 | 2 | 0 | 0 | 2 | 2 | 25 | 23.9 | |
| at Rutgers | 01/19/2022 | * | 35:22 | 5-14 | .357 | 2-6 | .333 | 1-2 | .500 | 3 | 10 | 13 | 8.4 | 4 | 1 | 2 | 2 | 1 | 13 | 23.3 | |
| Penn St. | 01/22/2022 | * | 39:44 | 4-12 | .333 | 1-7 | .143 | 6-8 | .750 | 2 | 6 | 8 | 8.4 | 1 | 2 | 1 | 3 | 1 | 15 | 22.8 | |
| Purdue | 01/27/2022 | * | 28:41 | 4-11 | .364 | 2-5 | .400 | 4-4 | 1.000 | 2 | 7 | 9 | 8.4 | 3 | 1 | 1 | 1 | 1 | 14 | 22.4 | |
| at Penn St. | 01/31/2022 | * | 30:42 | 6-18 | .333 | 2-7 | .286 | 7-10 | .700 | 4 | 2 | 6 | 8.3 | 4 | 0 | 1 | 1 | 1 | 21 | 22.3 | |
| Minnesota | 02/06/2022 | * | 39:15 | 9-18 | .500 | 2-4 | .500 | 4-7 | .571 | 2 | 13 | 15 | 8.6 | 1 | 3 | 1 | 2 | 1 | 24 | 22.4 | |
| at Maryland | 02/10/2022 | * | 29:37 | 12-14 | .857 | 2-3 | .667 | 4-7 | .571 | 1 | 6 | 7 | 8.5 | 1 | 1 | 2 | 2 | 0 | 30 | 22.7 | |
| Totals | | | 22 | 674:17 | 188-335 | .561 | 36-101 | .356 | 88-118 | .746 | 62 | 126 | 188 | 8.5 | 39 | 26 | 26 | 45 | 29 | 500 | 22.7 |

CAREER STATISTICS

| YEAR | G/GS | FG-A | PCT | 3-PT | PCT | FT-A | PCT | REB | AVG | PF-FO | AST | TO | BLK | STL | PTS | AVG |
|---------------|--------------|----------------|-------------|---------------|-------------|----------------|-------------|------------|------------|-------------|-----------|-----------|-----------|-----------|------------|-------------|
| Fresh. | 31/4 | 84-166 | .506 | 16-54 | .296 | 40-53 | .755 | 158 | 5.1 | 58-1 | 17 | 20 | 39 | 26 | 224 | 7.2 |
| Soph. | 22/22 | 188-335 | .561 | 36-101 | .356 | 88-118 | .746 | 188 | 8.5 | 39-0 | 26 | 26 | 45 | 29 | 500 | 22.7 |
| TOTALS | 53/26 | 272-501 | .543 | 52-155 | .335 | 128-171 | .749 | 346 | 6.5 | 97-1 | 43 | 46 | 84 | 55 | 724 | 13.7 |



KRIS MURRAY

#24 • Forward
6-8 • 225 • Sophomore
Cedar Rapids, Iowa
Prairie HS

SEASON HIGHS

POINTS..... 29 VS. INDIANA (1/13/22)
 FGM..... 12 VS. INDIANA (1/13/22)
 FGA..... 18 VS. INDIANA (1/13/22)
 3-PT FGM..... 3, 3X, LAST VS. PENN STATE (1/22/22)
 3-PT FGA..... 6 VS. PURDUE (1/27/22)
 FTM..... 9 VS. PURDUE (1/27/22)
 FTA..... 9 VS. PURDUE (1/27/22)
 REB..... 11 VS. INDIANA (1/13/22)
 AST..... 3 AT PENN STATE (1/31/22)
 STL..... 3 VS. INDIANA (1/13/22)
 BLK..... 3 VS. INDIANA (1/13/22)
 MIN..... 29 VS. INDIANA (1/13/22)

CAREER HIGHS

POINTS..... 29 VS. INDIANA (1/13/22)
 FGM..... 12 VS. INDIANA (1/13/22)
 FGA..... 18 VS. INDIANA (1/13/22)
 3-PT FGM..... 3, 3X, LAST VS. PENN STATE (1/22/22)
 3-PT FGA..... 6 VS. PURDUE (1/27/22)
 FTM..... 9 VS. PURDUE (1/27/22)
 FTA..... 9 VS. PURDUE (1/27/22)
 REB..... 11 VS. INDIANA (1/13/22)
 AST..... 3 AT PENN STATE (1/31/22)
 STL..... 3 VS. INDIANA (1/13/22)
 BLK..... 3 VS. INDIANA (1/13/22)
 MIN..... 29 VS. INDIANA (1/13/22)

| Opponent | Date | GS | MIN | Total | | | 3-Pointers | | Free throws | | Rebounds | | | | PF | A | TO | BLK | STL | PTS | AVG |
|------------------|------------|----|----------|---------------|---------------|-------------|--------------|-------------|--------------|-------------|-----------|-----------|-----------|------------|-----------|-----------|-----------|-----------|-----------|------------|-------------|
| | | | | FG-FGA | PCT | 3FG-3FGA | PCT | FT-FTA | PCT | OFF | DEF | TOT | AVG | | | | | | | | |
| Longwood | 11/09/2021 | | 17:23 | 7-9 | .778 | 2-4 | .500 | 0-1 | .000 | 2 | 5 | 7 | 7.0 | 2 | 1 | 1 | 2 | 1 | 16 | 16.0 | |
| Kansas City | 11/12/2021 | | 12:29 | 3-7 | .429 | 0-0 | .000 | 0-2 | .000 | 2 | 3 | 5 | 6.0 | 1 | 1 | 0 | 1 | 0 | 6 | 11.0 | |
| Alabama St. | 11/18/2021 | | 17:24 | 6-10 | .600 | 3-5 | .600 | 2-3 | .667 | 6 | 2 | 8 | 6.7 | 2 | 2 | 1 | 0 | 0 | 17 | 13.0 | |
| Western Mich. | 11/22/2021 | | 22:57 | 3-6 | .500 | 2-3 | .667 | 4-4 | 1.000 | 1 | 7 | 8 | 7.0 | 1 | 0 | 0 | 1 | 2 | 12 | 12.8 | |
| Portland St. | 11/26/2021 | | 19:45 | 5-9 | .556 | 2-2 | 1.000 | 1-2 | .500 | 3 | 3 | 6 | 6.8 | 1 | 2 | 0 | 1 | 1 | 13 | 12.8 | |
| at Virginia | 11/29/2021 | | 17:00 | 2-7 | .286 | 2-4 | .500 | 0-0 | .000 | 1 | 1 | 2 | 6.0 | 1 | 0 | 1 | 0 | 0 | 6 | 11.7 | |
| at Purdue | 12/03/2021 | * | 25:51 | 5-10 | .500 | 2-4 | .500 | 0-0 | .000 | 0 | 4 | 4 | 5.7 | 4 | 0 | 1 | 0 | 1 | 12 | 11.7 | |
| Illinois | 12/06/2021 | | 16:54 | 3-8 | .375 | 0-3 | .000 | 2-2 | 1.000 | 2 | 3 | 5 | 5.6 | 2 | 2 | 0 | 0 | 0 | 8 | 11.3 | |
| at Iowa St. | 12/09/2021 | | 15:55 | 2-6 | .333 | 0-3 | .000 | 0-0 | .000 | 3 | 3 | 6 | 5.7 | 3 | 1 | 1 | 2 | 2 | 4 | 10.4 | |
| vs Utah St. | 12/18/2021 | | 19:11 | 6-8 | .750 | 3-4 | .750 | 2-4 | .500 | 2 | 2 | 4 | 5.5 | 3 | 2 | 0 | 1 | 2 | 17 | 11.1 | |
| Southeastern La. | 12/21/2021 | | 10:15 | 0-3 | .000 | 0-2 | .000 | 1-2 | .500 | 1 | 0 | 1 | 5.1 | 1 | 1 | 0 | 1 | 0 | 1 | 10.2 | |
| Western Ill. | 12/29/2021 | | 13:03 | 3-7 | .429 | 0-0 | .000 | 0-0 | .000 | 3 | 1 | 4 | 5.0 | 3 | 0 | 2 | 2 | 0 | 6 | 9.8 | |
| Maryland | 01/03/2022 | | 09:33 | 0-2 | .000 | 0-2 | .000 | 1-2 | .500 | 0 | 1 | 1 | 4.7 | 1 | 1 | 1 | 1 | 0 | 1 | 9.2 | |
| at Wisconsin | 01/06/2022 | | 20:41 | 5-10 | .500 | 2-5 | .400 | 0-0 | .000 | 0 | 3 | 3 | 4.6 | 3 | 2 | 1 | 2 | 2 | 12 | 9.4 | |
| Indiana | 01/13/2022 | | 29:16 | 12-18 | .667 | 2-5 | .400 | 3-4 | .750 | 6 | 5 | 11 | 5.0 | 2 | 2 | 1 | 3 | 3 | 29 | 10.7 | |
| at Minnesota | 01/16/2022 | | 11:19 | 2-4 | .500 | 0-2 | .000 | 1-3 | .333 | 1 | 1 | 2 | 4.8 | 2 | 1 | 1 | 1 | 0 | 5 | 10.3 | |
| at Rutgers | 01/19/2022 | | 10:48 | 0-5 | .000 | 0-3 | .000 | 0-0 | .000 | 0 | 0 | 0 | 4.5 | 2 | 0 | 0 | 2 | 0 | 0 | 9.7 | |
| Penn St. | 01/22/2022 | | 20:18 | 3-5 | .600 | 3-5 | .600 | 4-6 | .667 | 2 | 2 | 4 | 4.5 | 2 | 2 | 1 | 0 | 2 | 13 | 9.9 | |
| Purdue | 01/27/2022 | | 24:16 | 6-15 | .400 | 2-6 | .333 | 9-9 | 1.000 | 3 | 2 | 5 | 4.5 | 5 | 0 | 1 | 0 | 1 | 23 | 10.6 | |
| at Penn St. | 01/31/2022 | | 25:29 | 3-7 | .429 | 1-3 | .333 | 1-3 | .333 | 1 | 3 | 4 | 4.5 | 4 | 3 | 3 | 1 | 0 | 8 | 10.5 | |
| Minnesota | 02/06/2022 | | 14:41 | 1-5 | .200 | 1-2 | .500 | 0-0 | .000 | 1 | 1 | 2 | 4.4 | 3 | 2 | 0 | 2 | 0 | 3 | 10.1 | |
| at Maryland | 02/10/2022 | | 13:01 | 2-3 | .667 | 1-2 | .500 | 3-4 | .750 | 2 | 3 | 5 | 4.4 | 1 | 1 | 0 | 1 | 2 | 8 | 10.0 | |
| Totals | | | 1 | 387:29 | 79-164 | .482 | 28-69 | .406 | 34-51 | .667 | 42 | 55 | 97 | 4.4 | 49 | 26 | 16 | 24 | 19 | 220 | 10.0 |

CAREER STATISTICS

| YEAR | G/GS | FG-A | PCT | 3-PT | PCT | FT-A | PCT | REB | AVG | PF-FO | AST | TO | BLK | STL | PTS | AVG |
|---------------|-------------|---------------|-------------|--------------|-------------|--------------|-------------|------------|------------|-------------|-----------|-----------|-----------|-----------|------------|------------|
| Fresh. | 13/0 | 3-13 | .231 | 0-5 | .000 | 2-2 | 1.000 | 8 | 0.6 | 3-0 | 1 | 2 | 1 | 1 | 8 | 0.6 |
| Soph. | 22/1 | 79-164 | .482 | 28-69 | .406 | 34-51 | .667 | 97 | 4.4 | 49-1 | 26 | 16 | 24 | 19 | 220 | 10.0 |
| TOTALS | 35/1 | 82-177 | .463 | 28-74 | .378 | 36-53 | .679 | 105 | 3.0 | 52-1 | 27 | 18 | 25 | 20 | 228 | 6.5 |

GAME 24: IOWA vs NEBRASKA



JOSH OGUNDELE

#23 • Center
6-11 • 265 • Sophomore
London, England
Worcester Academy (MA)

SEASON HIGHS

POINTS..... 7 AT PURDUE (12/3/21)
FGM..... 3 AT PURDUE (12/3/21)
FGA..... 4 AT PURDUE (12/3/21)
3-PT FGM.....
3-PT FGA.....
FTM..... 1, 3X, LAST AT WISCONSIN (1/6/22)
FTA..... 3, 2X, LAST AT PURDUE (12/3/21)
REB..... 5 AT PURDUE (12/3/21)
AST.....
STL..... 2 VS. PORTLAND STATE (11/26/21)
BLK..... 2 VS. ILLINOIS (12/6/21)
MIN..... 16 AT PURDUE (12/3/21)

CAREER HIGHS

POINTS..... 7 AT PURDUE (12/3/21)
FGM..... 3 AT PURDUE (12/3/21)
FGA..... 4 AT PURDUE (12/3/21)
3-PT FGM.....
3-PT FGA.....
FTM..... 1, 4X, LAST AT PURDUE (12/3/21)
FTA..... 3, 2X, LAST AT PURDUE (12/3/21)
REB..... 5 AT PURDUE (12/3/21)
AST.....
STL..... 2 VS. PORTLAND STATE (11/26/21)
BLK..... 2 VS. ILLINOIS (12/6/21)
MIN..... 16 AT PURDUE (12/3/21)

| Opponent | Date | GS | MIN | Total | | 3-Pointers | | Free throws | | Rebounds | | | | PF | A | TO | BLK | STL | PTS | AVG |
|------------------|------------|----|----------------|-------------|-------------|------------|-------------|-------------|-------------|----------|-----------|-----------|------------|-----------|----------|----------|----------|----------|-----------|------------|
| | | | | FG-FGA | PCT | 3FG-3FGA | PCT | FT-FTA | PCT | OFF | DEF | TOT | AVG | | | | | | | |
| Kansas City | 11/12/2021 | | 05:28 | 1-2 | .500 | 0-0 | .000 | 0-0 | .000 | 0 | 3 | 3 | 3.0 | 0 | 0 | 0 | 1 | 0 | 2 | 2.0 |
| N.C. Central | 11/16/2021 | | 00:51 | 0-0 | .000 | 0-0 | .000 | 0-0 | .000 | 0 | 1 | 1 | 2.0 | 2 | 0 | 0 | 0 | 0 | 0 | 1.0 |
| Alabama St. | 11/18/2021 | | 07:57 | 0-0 | .000 | 0-0 | .000 | 0-0 | .000 | 1 | 1 | 2 | 2.0 | 0 | 0 | 2 | 0 | 0 | 0 | 0.7 |
| Portland St. | 11/26/2021 | | 04:01 | 0-1 | .000 | 0-0 | .000 | 1-3 | .333 | 1 | 1 | 2 | 2.0 | 0 | 0 | 0 | 0 | 2 | 1 | 0.8 |
| at Purdue | 12/03/2021 | | 16:20 | 3-4 | .750 | 0-0 | .000 | 1-3 | .333 | 1 | 4 | 5 | 2.6 | 3 | 0 | 1 | 0 | 0 | 7 | 2.0 |
| Illinois | 12/06/2021 | | 01:54 | 0-0 | .000 | 0-0 | .000 | 0-0 | .000 | 0 | 0 | 0 | 2.2 | 0 | 0 | 0 | 2 | 0 | 0 | 1.7 |
| at Iowa St. | 12/09/2021 | | 02:12 | 0-0 | .000 | 0-0 | .000 | 0-0 | .000 | 0 | 0 | 0 | 1.9 | 1 | 0 | 0 | 1 | 0 | 0 | 1.4 |
| vs Utah St. | 12/18/2021 | | 02:24 | 1-1 | 1.000 | 0-0 | .000 | 0-0 | .000 | 0 | 0 | 0 | 1.6 | 0 | 0 | 0 | 0 | 0 | 2 | 1.5 |
| Southeastern La. | 12/21/2021 | | 00:53 | 0-0 | .000 | 0-0 | .000 | 0-0 | .000 | 0 | 0 | 0 | 1.4 | 0 | 0 | 1 | 0 | 0 | 0 | 1.3 |
| at Wisconsin | 01/06/2022 | | 04:20 | 1-2 | .500 | 0-0 | .000 | 1-1 | 1.000 | 1 | 0 | 1 | 1.4 | 1 | 0 | 0 | 1 | 0 | 3 | 1.5 |
| Indiana | 01/13/2022 | | 07:26 | 0-2 | .000 | 0-0 | .000 | 0-0 | .000 | 0 | 0 | 0 | 1.3 | 3 | 0 | 0 | 0 | 0 | 0 | 1.4 |
| Purdue | 01/27/2022 | | 04:30 | 1-1 | 1.000 | 0-0 | .000 | 0-0 | .000 | 0 | 1 | 1 | 1.3 | 2 | 0 | 0 | 0 | 0 | 2 | 1.4 |
| at Maryland | 02/10/2022 | | 03:46 | 1-1 | 1.000 | 0-0 | .000 | 0-0 | .000 | 0 | 1 | 1 | 1.2 | 2 | 0 | 1 | 0 | 0 | 2 | 1.5 |
| Totals | | | 0 62:02 | 8-14 | .571 | 0-0 | .000 | 3-7 | .429 | 4 | 12 | 16 | 1.2 | 14 | 0 | 5 | 5 | 2 | 19 | 1.5 |

CAREER STATISTICS

| YEAR | G/GS | FG-A | PCT | 3-PT | PCT | FT-A | PCT | REB | AVG | PF-FO | AST | TO | BLK | STL | PTS | AVG |
|---------------|-------------|--------------|-------------|------------|-------------|-------------|-------------|-----------|------------|-------------|----------|----------|----------|----------|-----------|------------|
| Fresh. | 8/0 | 3-6 | .500 | 0-0 | .000 | 1-4 | .250 | 8 | 1.0 | 5-0 | 0 | 0 | 0 | 0 | 7 | 0.9 |
| Soph. | 13/0 | 8-14 | .571 | 0-0 | .000 | 3-7 | .429 | 16 | 1.2 | 14-0 | 0 | 5 | 5 | 2 | 19 | 1.5 |
| TOTALS | 21/0 | 11-20 | .550 | 0-0 | .000 | 4-11 | .364 | 24 | 1.1 | 19-0 | 0 | 5 | 5 | 2 | 26 | 1.2 |



TONY PERKINS

#11 • Guard
6-4 • 210 • Sophomore
Indianapolis, Ind.
Lawrence North

SEASON HIGHS

POINTS..... 16 VS. ILLINOIS (12/6/21)
FGM..... 6 VS. ILLINOIS (12/6/21)
FGA..... 11 AT PURDUE (12/3/21)
3-PT FGM..... 2, 2X, LAST VS. ILLINOIS (12/6/21)
3-PT FGA..... 4 VS. UTAH STATE (12/18/21)
FTM..... 4, 2X, LAST VS. WESTERN MICHIGAN (11/22/21)
FTA..... 4, 3X, LAST VS. WESTERN MICHIGAN (11/22/21)
REB..... 5 VS. LONGWOOD (11/9/21)
AST..... 4 VS. UTAH STATE (12/18/21)
STL..... 3, 2X, LAST VS. N.C. CENTRAL (11/16/21)
BLK..... 1, 2X, LAST VS. UTAH STATE (12/18/21)
MIN..... 26 AT IOWA STATE (12/9/21)

CAREER HIGHS

POINTS..... 16 VS. ILLINOIS (12/6/21)
FGM..... 6, VS. ILLINOIS (12/6/21)
FGA..... 11 AT PURDUE (12/3/21)
3-PT FGM..... 2, 2X, LAST VS. ILLINOIS (12/6/21)
3-PT FGA..... 4 VS. UTAH STATE (12/18/21)
FTM..... 4, 2X, LAST VS. WESTERN MICHIGAN (11/22/21)
FTA..... 4, 4X, LAST VS. WESTERN MICHIGAN (11/22/21)
REB..... 7 VS. N. ILLINOIS (12/13/20)
AST..... 4, VS. UTAH STATE (12/18/21)
STL..... 4 VS. UTAH STATE (12/18/21)
BLK..... 1, 3X, LAST VS. UTAH STATE (12/18/21)
MIN..... 26 AT IOWA STATE (12/9/21)


| Opponent | Date | GS | MIN | Total | | 3-Pointers | | Free throws | | Rebounds | | | | PF | A | TO | BLK | STL | PTS | AVG |
|------------------|------------|----|-----------------|---------------|-------------|-------------|-------------|--------------|-------------|-----------|-----------|-----------|------------|-----------|-----------|-----------|----------|-----------|------------|------------|
| | | | | FG-FGA | PCT | 3FG-3FGA | PCT | FT-FTA | PCT | OFF | DEF | TOT | AVG | | | | | | | |
| Longwood | 11/09/2021 | | 19:04 | 1-7 | .143 | 0-2 | .000 | 4-4 | 1.000 | 1 | 4 | 5 | 5.0 | 3 | 2 | 2 | 1 | 0 | 6 | 6.0 |
| Kansas City | 11/12/2021 | | 14:00 | 1-3 | .333 | 0-0 | .000 | 3-3 | 1.000 | 1 | 2 | 3 | 4.0 | 2 | 0 | 2 | 0 | 3 | 5 | 5.5 |
| N.C. Central | 11/16/2021 | | 19:52 | 4-7 | .571 | 2-2 | 1.000 | 3-4 | .750 | 1 | 1 | 2 | 3.3 | 1 | 1 | 0 | 0 | 3 | 13 | 8.0 |
| Alabama St. | 11/18/2021 | | 15:53 | 2-6 | .333 | 1-3 | .333 | 0-0 | .000 | 1 | 1 | 2 | 3.0 | 0 | 3 | 0 | 0 | 0 | 5 | 7.3 |
| Western Mich. | 11/22/2021 | | 16:51 | 5-6 | .833 | 1-1 | 1.000 | 4-4 | 1.000 | 0 | 0 | 0 | 2.4 | 2 | 1 | 0 | 0 | 2 | 15 | 8.8 |
| Portland St. | 11/26/2021 | | 13:13 | 4-6 | .667 | 0-0 | .000 | 2-2 | 1.000 | 1 | 1 | 2 | 2.3 | 2 | 0 | 2 | 0 | 0 | 10 | 9.0 |
| at Virginia | 11/29/2021 | | 09:18 | 2-3 | .667 | 0-0 | .000 | 0-0 | .000 | 0 | 1 | 1 | 2.1 | 1 | 0 | 1 | 0 | 1 | 4 | 8.3 |
| at Purdue | 12/03/2021 | | 22:41 | 5-11 | .455 | 1-2 | .500 | 3-3 | 1.000 | 1 | 1 | 2 | 2.1 | 2 | 1 | 2 | 0 | 2 | 14 | 9.0 |
| Illinois | 12/06/2021 | | 23:52 | 6-8 | .750 | 2-3 | .667 | 2-3 | .667 | 0 | 0 | 0 | 1.9 | 3 | 0 | 0 | 0 | 1 | 16 | 9.8 |
| at Iowa St. | 12/09/2021 | | 25:42 | 3-10 | .300 | 0-3 | .000 | 3-3 | 1.000 | 1 | 0 | 1 | 1.8 | 3 | 1 | 0 | 0 | 1 | 9 | 9.7 |
| vs Utah St. | 12/18/2021 | | 18:23 | 0-5 | .000 | 0-4 | .000 | 2-2 | 1.000 | 0 | 3 | 3 | 1.9 | 2 | 4 | 0 | 1 | 2 | 2 | 9.0 |
| Southeastern La. | 12/21/2021 | | 19:27 | 3-8 | .375 | 1-3 | .333 | 1-2 | .500 | 1 | 0 | 1 | 1.8 | 1 | 1 | 1 | 0 | 1 | 8 | 8.9 |
| Western Ill. | 12/29/2021 | | 21:21 | 2-4 | .500 | 0-0 | .000 | 0-0 | .000 | 0 | 3 | 3 | 1.9 | 1 | 2 | 1 | 0 | 0 | 4 | 8.5 |
| Maryland | 01/03/2022 | | 13:37 | 2-6 | .333 | 0-2 | .000 | 2-2 | 1.000 | 0 | 2 | 2 | 1.9 | 3 | 2 | 1 | 0 | 1 | 6 | 8.4 |
| at Wisconsin | 01/06/2022 | | 10:58 | 0-4 | .000 | 0-1 | .000 | 0-0 | .000 | 1 | 0 | 1 | 1.9 | 2 | 1 | 0 | 0 | 0 | 0 | 7.8 |
| Indiana | 01/13/2022 | | 11:18 | 3-5 | .600 | 0-0 | .000 | 2-2 | 1.000 | 0 | 1 | 1 | 1.8 | 1 | 1 | 3 | 0 | 1 | 8 | 7.8 |
| at Minnesota | 01/16/2022 | | 12:14 | 2-3 | .667 | 0-0 | .000 | 1-1 | 1.000 | 0 | 2 | 2 | 1.8 | 1 | 1 | 1 | 0 | 0 | 5 | 7.6 |
| at Rutgers | 01/19/2022 | | 09:30 | 0-2 | .000 | 0-1 | .000 | 0-0 | .000 | 0 | 0 | 0 | 1.7 | 1 | 0 | 1 | 0 | 1 | 0 | 7.2 |
| Penn St. | 01/22/2022 | | 14:36 | 2-7 | .286 | 0-3 | .000 | 0-0 | .000 | 3 | 1 | 4 | 1.8 | 3 | 0 | 0 | 0 | 0 | 4 | 7.1 |
| Purdue | 01/27/2022 | | 15:47 | 1-5 | .200 | 0-1 | .000 | 0-0 | .000 | 1 | 1 | 2 | 1.9 | 3 | 1 | 0 | 0 | 0 | 2 | 6.8 |
| at Penn St. | 01/31/2022 | | 16:10 | 2-4 | .500 | 0-0 | .000 | 0-0 | .000 | 1 | 1 | 2 | 1.9 | 1 | 1 | 1 | 0 | 1 | 4 | 6.7 |
| Minnesota | 02/06/2022 | * | 18:22 | 1-4 | .250 | 0-1 | .000 | 0-0 | .000 | 0 | 0 | 0 | 1.8 | 0 | 1 | 3 | 0 | 0 | 2 | 6.5 |
| at Maryland | 02/10/2022 | * | 15:51 | 2-4 | .500 | 0-0 | .000 | 1-2 | .500 | 1 | 3 | 4 | 1.9 | 0 | 3 | 1 | 0 | 1 | 5 | 6.4 |
| Totals | | | 2 377:60 | 53-128 | .414 | 8-32 | .250 | 33-37 | .892 | 15 | 28 | 43 | 1.9 | 38 | 27 | 22 | 2 | 21 | 147 | 6.4 |

CAREER STATISTICS

| YEAR | G/GS | FG-A | PCT | 3-PT | PCT | FT-A | PCT | REB | AVG | PF-FO | AST | TO | BLK | STL | PTS | AVG |
|---------------|-------------|---------------|-------------|-------------|-------------|--------------|-------------|-----------|------------|-------------|-----------|-----------|----------|-----------|------------|------------|
| Fresh. | 24/0 | 15-33 | .455 | 1-3 | .333 | 7-15 | .467 | 31 | 1.3 | 21-0 | 16 | 3 | 1 | 5 | 38 | 1.6 |
| Soph. | 23/2 | 53-128 | .414 | 8-32 | .250 | 33-37 | .892 | 43 | 1.9 | 38-0 | 27 | 22 | 2 | 21 | 147 | 6.4 |
| TOTALS | 47/2 | 68-161 | .422 | 9-35 | .257 | 40-52 | .769 | 74 | 1.6 | 59-0 | 43 | 25 | 3 | 26 | 185 | 3.9 |



GAME 24: IOWA vs NEBRASKA



FILIP REBRACA

#0 • Forward
6-9 • 230 • Senior
Sombor, Serbia
Univ. of North Dakota

SEASON HIGHS

POINTS..... 13 vs. MARYLAND (1/3/22)
 FGM..... 6, 2X, LAST AT MINNESOTA (1/16/22)
 FGA..... 10 AT RUTGERS (1/19/22)
 3-PT FGM..... 1 vs. ALABAMA STATE (11/18/21)
 3-PT FGA..... 1, 5X, LAST AT MINNESOTA (1/16/22)
 FTM..... 4 vs. N.C. CENTRAL (11/16/21)
 FTA..... 7 vs. N.C. CENTRAL (11/16/21)
 REB..... 13 vs. KANSAS CITY (11/12/21)
 AST..... 2, 2X, LAST vs. SE LOUISIANA (12/21/21)
 STL..... 3 AT MINNESOTA (1/16/22)
 BLK..... 2, 4X, LAST AT MINNESOTA (1/16/22)
 MIN..... 34 AT RUTGERS (1/19/22)

CAREER HIGHS

POINTS..... 26 vs. SOUTH DAKOTA, 12/10/20
 FGM..... 11 AT ORAL ROBERTS, 1/8/21
 FGA..... 21 AT OMAHA, 2/26/20
 3-PT FGM..... 2, 8X, LAST vs. OMAHA, 2/20/21
 3-PT FGA..... 5 AT SOUTH DAKOTA STATE, 2/9/19
 FTM..... 11 vs. WESTERN ILLINOIS, 1/29/21
 FTA..... 12 vs. WESTERN ILLINOIS, 1/29/21
 REB..... 16 AT DENVER, 1/2/20
 AST..... 5, 2X, LAST AT FLORIDA GULF COAST, 11/29/19
 STL..... 4 AT ORAL ROBERTS, 1/9/21
 BLK..... 8 AT MILWAUKEE, 11/19/19
 MIN..... 41 vs. NORTH DAKOTA STATE, 1/16/21

| Opponent | Date | GS | MIN | Total | | 3-Pointers | | Free throws | | Rebounds | | | | PF | A | TO | BLK | STL | PTS | AVG | |
|------------------|------------|----|-----------|---------------|---------------|-------------|------------|-------------|--------------|-------------|-----------|-----------|------------|------------|-----------|-----------|-----------|-----------|-----------|------------|------------|
| | | | | FG-FGA | PCT | 3FG-3FGA | PCT | FT-FTA | PCT | OFF | DEF | TOT | AVG | | | | | | | | |
| Longwood | 11/09/2021 | * | 16:09 | 1-3 | .333 | 0-0 | .000 | 0-0 | .000 | 0 | 5 | 5 | 5.0 | 1 | 1 | 1 | 0 | 0 | 2 | 2.0 | |
| Kansas City | 11/12/2021 | * | 22:48 | 4-5 | .800 | 0-0 | .000 | 1-2 | .500 | 3 | 10 | 13 | 9.0 | 1 | 1 | 0 | 1 | 1 | 9 | 5.5 | |
| N.C. Central | 11/16/2021 | * | 23:47 | 2-2 | 1.000 | 0-0 | .000 | 4-7 | .571 | 4 | 2 | 6 | 8.0 | 4 | 0 | 1 | 0 | 0 | 8 | 6.3 | |
| Alabama St. | 11/18/2021 | * | 17:26 | 2-2 | 1.000 | 1-1 | 1.000 | 0-0 | .000 | 2 | 6 | 8 | 8.0 | 1 | 1 | 0 | 1 | 0 | 5 | 6.0 | |
| Western Mich. | 11/22/2021 | * | 17:39 | 2-5 | .400 | 0-1 | .000 | 2-2 | 1.000 | 2 | 3 | 5 | 7.4 | 1 | 0 | 1 | 1 | 0 | 6 | 6.0 | |
| Portland St. | 11/26/2021 | * | 17:28 | 2-5 | .400 | 0-0 | .000 | 1-2 | .500 | 2 | 7 | 9 | 7.7 | 1 | 0 | 3 | 2 | 1 | 5 | 5.8 | |
| at Virginia | 11/29/2021 | * | 28:21 | 4-4 | 1.000 | 0-0 | .000 | 0-3 | .000 | 2 | 1 | 3 | 7.0 | 2 | 0 | 0 | 0 | 0 | 8 | 6.1 | |
| at Purdue | 12/03/2021 | * | 20:04 | 1-2 | .500 | 0-0 | .000 | 1-2 | .500 | 0 | 1 | 1 | 6.3 | 5 | 0 | 0 | 0 | 0 | 3 | 5.8 | |
| Illinois | 12/06/2021 | * | 21:12 | 1-4 | .250 | 0-1 | .000 | 1-2 | .500 | 2 | 6 | 8 | 6.4 | 4 | 2 | 1 | 0 | 0 | 3 | 5.4 | |
| at Iowa St. | 12/09/2021 | * | 21:10 | 2-3 | .667 | 0-0 | .000 | 3-4 | .750 | 1 | 3 | 4 | 6.2 | 3 | 1 | 2 | 0 | 0 | 7 | 5.6 | |
| vs Utah St. | 12/18/2021 | * | 21:12 | 3-5 | .600 | 0-0 | .000 | 1-2 | .500 | 1 | 3 | 4 | 6.0 | 3 | 0 | 1 | 1 | 0 | 7 | 5.7 | |
| Southeastern La. | 12/21/2021 | * | 19:10 | 2-7 | .286 | 0-0 | .000 | 1-2 | .500 | 1 | 8 | 9 | 6.3 | 2 | 2 | 2 | 2 | 2 | 5 | 5.7 | |
| Western Ill. | 12/29/2021 | * | 16:30 | 2-3 | .667 | 0-0 | .000 | 1-2 | .500 | 0 | 4 | 4 | 6.1 | 0 | 1 | 0 | 1 | 0 | 5 | 5.6 | |
| Maryland | 01/03/2022 | * | 29:22 | 6-8 | .750 | 0-1 | .000 | 1-3 | .333 | 2 | 6 | 8 | 6.2 | 3 | 1 | 0 | 0 | 0 | 13 | 6.1 | |
| at Wisconsin | 01/06/2022 | * | 11:36 | 1-2 | .500 | 0-0 | .000 | 0-0 | .000 | 0 | 1 | 1 | 5.9 | 2 | 0 | 0 | 0 | 0 | 2 | 5.9 | |
| Indiana | 01/13/2022 | * | 19:52 | 2-3 | .667 | 0-0 | .000 | 0-0 | .000 | 1 | 3 | 4 | 5.8 | 4 | 1 | 0 | 2 | 0 | 4 | 5.8 | |
| at Minnesota | 01/16/2022 | * | 32:21 | 6-11 | .545 | 0-1 | .000 | 0-0 | .000 | 6 | 6 | 12 | 6.1 | 2 | 1 | 1 | 2 | 3 | 12 | 6.1 | |
| at Rutgers | 01/19/2022 | * | 33:40 | 4-10 | .400 | 0-0 | .000 | 0-1 | .000 | 4 | 6 | 10 | 6.3 | 3 | 0 | 1 | 0 | 2 | 8 | 6.2 | |
| Penn St. | 01/22/2022 | * | 19:58 | 4-5 | .800 | 0-0 | .000 | 0-0 | .000 | 0 | 5 | 5 | 6.3 | 2 | 0 | 1 | 0 | 0 | 8 | 6.3 | |
| Purdue | 01/27/2022 | * | 11:02 | 1-2 | .500 | 0-0 | .000 | 0-0 | .000 | 1 | 0 | 1 | 6.0 | 1 | 0 | 0 | 1 | 0 | 2 | 6.1 | |
| at Penn St. | 01/31/2022 | * | 31:60 | 4-5 | .800 | 0-0 | .000 | 3-3 | 1.000 | 3 | 3 | 6 | 6.0 | 3 | 0 | 1 | 1 | 1 | 11 | 6.3 | |
| Minnesota | 02/06/2022 | * | 25:30 | 2-3 | .667 | 0-0 | .000 | 0-0 | .000 | 1 | 1 | 2 | 5.8 | 1 | 1 | 0 | 0 | 1 | 4 | 6.2 | |
| at Maryland | 02/10/2022 | * | 21:30 | 2-3 | .667 | 0-0 | .000 | 2-2 | 1.000 | 3 | 4 | 7 | 5.9 | 2 | 1 | 2 | 0 | 1 | 6 | 6.2 | |
| Totals | | | 23 | 499:46 | 60-102 | .588 | 1-5 | .200 | 22-39 | .564 | 41 | 94 | 135 | 5.9 | 51 | 13 | 19 | 14 | 10 | 143 | 6.2 |

CAREER STATISTICS

| YEAR | G/GS | FG-A | PCT | 3-PT | PCT | FT-A | PCT | REB | AVG | PF-FO | AST | TO | BLK | STL | PTS | AVG |
|---------------|---------------|----------------|-------------|--------------|-------------|----------------|-------------|------------|------------|--------------|------------|------------|-----------|-----------|--------------|-------------|
| Fresh. | 29/16 | 96-180 | .533 | 10-28 | .357 | 31-52 | .596 | 172 | 5.9 | 75-1 | 18 | 43 | 26 | 15 | 233 | 8.0 |
| Soph. | 32/32 | 190-328 | .579 | 1-9 | .111 | 78-117 | .667 | 285 | 8.9 | 79-0 | 51 | 75 | 33 | 18 | 459 | 14.3 |
| Junior | 26/26 | 174-344 | .506 | 15-41 | .366 | 74-122 | .607 | 197 | 7.6 | 69-3 | 31 | 61 | 17 | 16 | 437 | 16.8 |
| Senior | 23/23 | 60-102 | .588 | 1-5 | .200 | 22-39 | .564 | 135 | 5.9 | 51-1 | 13 | 19 | 14 | 10 | 143 | 6.2 |
| TOTALS | 110/97 | 520-954 | .545 | 27-83 | .325 | 205-330 | .621 | 789 | 7.2 | 274-5 | 113 | 198 | 90 | 59 | 1,272 | 11.6 |



PAYTON SANDFORT

#20 • Guard
6-7 • 215 • Freshman
Waukee, Iowa
Waukee HS

SEASON HIGHS

POINTS..... 21 vs. ALABAMA STATE (11/18/21)
 FGM..... 7 vs. ALABAMA STATE (11/18/21)
 FGA..... 15 vs. ALABAMA STATE (11/18/21)
 3-PT FGM..... 5, 2X, LAST vs. WESTERN MICHIGAN (11/22/21)
 3-PT FGA..... 12 vs. ALABAMA STATE (11/18/21)
 FTM..... 2, 5X, LAST vs. SE LOUISIANA (12/21/21)
 FTA..... 2, 5X, LAST vs. SE LOUISIANA (12/21/21)
 REB..... 5 vs. WESTERN ILLINOIS (12/29/21)
 AST..... 2, 4X, LAST AT MINNESOTA (1/16/22)
 STL..... 1, 4X, LAST vs. WESTERN ILLINOIS (12/29/21)
 BLK..... 1, 4X, LAST vs. MINNESOTA (2/6/22)
 MIN..... 21 vs. ALABAMA STATE (11/18/21)

CAREER HIGHS

POINTS..... 21 vs. ALABAMA STATE (11/18/21)
 FGM..... 7 vs. ALABAMA STATE (11/18/21)
 FGA..... 15 vs. ALABAMA STATE (11/18/21)
 3-PT FGM..... 5, 2X, LAST vs. WESTERN MICHIGAN (11/22/21)
 3-PT FGA..... 12 vs. ALABAMA STATE (11/18/21)
 FTM..... 2, 5X, LAST vs. SE LOUISIANA (12/21/21)
 FTA..... 2, 5X, LAST vs. SE LOUISIANA (12/21/21)
 REB..... 5 vs. WESTERN ILLINOIS (12/29/21)
 AST..... 2, 4X, LAST AT MINNESOTA (1/16/22)
 STL..... 1, 4X, LAST vs. WESTERN ILLINOIS (12/29/21)
 BLK..... 1, 4X, LAST vs. MINNESOTA (2/6/22)
 MIN..... 21 vs. ALABAMA STATE (11/18/21)

| Opponent | Date | GS | MIN | Total | | 3-Pointers | | Free throws | | Rebounds | | | | PF | A | TO | BLK | STL | PTS | AVG | |
|------------------|------------|----|----------|---------------|--------------|-------------|--------------|-------------|--------------|-------------|-----------|-----------|-----------|------------|-----------|-----------|----------|----------|----------|------------|------------|
| | | | | FG-FGA | PCT | 3FG-3FGA | PCT | FT-FTA | PCT | OFF | DEF | TOT | AVG | | | | | | | | |
| Longwood | 11/09/2021 | | 15:46 | 3-10 | .300 | 2-7 | .286 | 0-0 | .000 | 1 | 1 | 2 | 2.0 | 1 | 2 | 0 | 0 | 0 | 8 | 8.0 | |
| Kansas City | 11/12/2021 | | 13:07 | 2-5 | .400 | 0-3 | .000 | 2-2 | 1.000 | 0 | 0 | 0 | 1.0 | 0 | 1 | 0 | 0 | 0 | 6 | 7.0 | |
| N.C. Central | 11/16/2021 | | 08:41 | 0-1 | .000 | 0-1 | .000 | 0-0 | .000 | 0 | 1 | 1 | 1.0 | 0 | 1 | 0 | 0 | 0 | 0 | 4.7 | |
| Alabama St. | 11/18/2021 | | 20:45 | 7-15 | .467 | 5-12 | .417 | 2-2 | 1.000 | 1 | 1 | 2 | 1.3 | 2 | 2 | 0 | 0 | 0 | 21 | 8.8 | |
| Western Mich. | 11/22/2021 | | 16:15 | 6-10 | .600 | 5-7 | .714 | 2-2 | 1.000 | 1 | 2 | 3 | 1.6 | 0 | 0 | 0 | 1 | 1 | 19 | 10.8 | |
| Portland St. | 11/26/2021 | | 20:01 | 1-5 | .200 | 0-4 | .000 | 2-2 | 1.000 | 1 | 1 | 2 | 1.7 | 2 | 1 | 2 | 0 | 0 | 4 | 9.7 | |
| at Virginia | 11/29/2021 | | 03:01 | 0-1 | .000 | 0-1 | .000 | 0-0 | .000 | 0 | 0 | 0 | 1.4 | 0 | 0 | 0 | 1 | 0 | 0 | 8.3 | |
| at Purdue | 12/03/2021 | | 07:19 | 0-2 | .000 | 0-2 | .000 | 1-2 | .500 | 1 | 0 | 1 | 1.4 | 0 | 1 | 2 | 0 | 1 | 1 | 7.4 | |
| Illinois | 12/06/2021 | | 10:14 | 2-3 | .667 | 1-2 | .500 | 0-0 | .000 | 1 | 0 | 1 | 1.3 | 0 | 0 | 0 | 1 | 0 | 5 | 7.1 | |
| at Iowa St. | 12/09/2021 | | 05:22 | 0-3 | .000 | 0-2 | .000 | 0-0 | .000 | 0 | 0 | 0 | 1.2 | 0 | 0 | 1 | 0 | 0 | 0 | 6.4 | |
| vs Utah St. | 12/18/2021 | | 07:44 | 0-3 | .000 | 0-1 | .000 | 0-0 | .000 | 1 | 2 | 3 | 1.4 | 4 | 1 | 0 | 0 | 0 | 0 | 5.8 | |
| Southeastern La. | 12/21/2021 | | 17:25 | 3-9 | .333 | 2-7 | .286 | 2-2 | 1.000 | 0 | 2 | 2 | 1.4 | 1 | 1 | 1 | 0 | 1 | 10 | 6.2 | |
| Western Ill. | 12/29/2021 | | 16:30 | 5-7 | .714 | 3-3 | 1.000 | 0-0 | .000 | 4 | 1 | 5 | 1.7 | 1 | 0 | 0 | 0 | 1 | 13 | 6.7 | |
| Maryland | 01/03/2022 | | 01:54 | 0-0 | .000 | 0-0 | .000 | 0-0 | .000 | 0 | 0 | 0 | 1.6 | 0 | 0 | 0 | 0 | 0 | 0 | 6.2 | |
| at Wisconsin | 01/06/2022 | | 06:52 | 0-2 | .000 | 0-1 | .000 | 0-0 | .000 | 1 | 0 | 1 | 1.5 | 1 | 2 | 1 | 0 | 0 | 0 | 5.8 | |
| Indiana | 01/13/2022 | | 01:08 | 0-0 | .000 | 0-0 | .000 | 0-0 | .000 | 0 | 0 | 0 | 1.4 | 0 | 0 | 0 | 0 | 0 | 0 | 5.4 | |
| at Minnesota | 01/16/2022 | | 08:32 | 1-2 | .500 | 0-1 | .000 | 0-0 | .000 | 0 | 1 | 1 | 1.4 | 2 | 2 | 0 | 0 | 0 | 2 | 5.2 | |
| at Rutgers | 01/19/2022 | | 03:08 | 0-1 | .000 | 0-0 | .000 | 0-0 | .000 | 0 | 0 | 0 | 1.3 | 0 | 0 | 0 | 0 | 0 | 0 | 4.9 | |
| Purdue | 01/27/2022 | | 05:55 | 1-3 | .333 | 1-1 | 1.000 | 0-0 | .000 | 0 | 0 | 0 | 1.3 | 1 | 1 | 0 | 0 | 0 | 3 | 4.8 | |
| at Penn St. | 01/31/2022 | | 11:14 | 2-4 | .500 | 1-3 | .333 | 0-0 | .000 | 0 | 1 | 1 | 1.3 | 1 | 0 | 0 | 0 | 0 | 5 | 4.9 | |
| Minnesota | 02/06/2022 | | 10:12 | 2-4 | .500 | 1-3 | .333 | 0-0 | .000 | 0 | 3 | 3 | 1.3 | 1 | 1 | 0 | 1 | 0 | 5 | 4.9 | |
| at Maryland | 02/10/2022 | | 14:05 | 3-4 | .750 | 3-3 | 1.000 | 0-0 | .000 | 2 | 1 | 3 | 1.4 | 2 | 0 | 1 | 0 | 0 | 9 | 5.0 | |
| Totals | | | 0 | 225:10 | 38-94 | .404 | 24-64 | .375 | 11-12 | .917 | 14 | 17 | 31 | 1.4 | 19 | 16 | 8 | 4 | 4 | 111 | 5.0 |

CAREER STATISTICS

| YEAR | G/GS | FG-A | PCT | 3-PT | PCT | FT-A | PCT | REB | AVG | PF-FO | AST | TO | BLK | STL | PTS | AVG |
|--------|------|-------|------|-------|------|-------|------|-----|-----|-------|-----|----|-----|-----|-----|-----|
| Fresh. | 22/0 | 38-94 | .404 | 24-64 | .375 | 11-12 | .917 | 31 | 1.4 | 19-0 | 16 | 8 | 4 | 4 | 111 | 5.0 |

GAME 24: IOWA vs NEBRASKA



JOE TOUSSAINT

#2 • Guard
6-0 • 190 • Junior
Bronx, New York
Cardinal Hayes

SEASON HIGHS

POINTS..... 11 vs. ALABAMA STATE (11/18/21)
 FGM..... 4, 4x, LAST AT MINNESOTA (1/16/22)
 FGA..... 8, 2x, LAST AT MINNESOTA (1/16/22)
 3-PT FGM..... 2 vs. ALABAMA STATE (11/18/21)
 3-PT FGA..... 2, 6x, LAST AT MARYLAND (2/10/22)
 FTM..... 4 vs. PURDUE (1/27/22)
 FTA..... 5 vs. PURDUE (1/27/22)
 REB..... 5, 2x, LAST AT PENN STATE (1/31/22)
 AST..... 11 vs. ALABAMA STATE (11/18/21)
 STL..... 4, 2x, LAST vs. PURDUE (1/27/22)
 BLK.....
 MIN..... 34 AT RUTGERS (1/19/22)

CAREER HIGHS

POINTS..... 18 vs. PENN STATE (1/4/20)
 FGM..... 7 AT NEBRASKA (1/7/20)
 FGA..... 18 AT NEBRASKA (1/7/20)
 3-PT FGM..... 2, 5x, LAST vs. ALABAMA STATE (11/18/21)
 3-PT FGA..... 5 AT NEBRASKA (1/7/20)
 FTM..... 9 vs. SAN DIEGO STATE (11/29/19)
 FTA..... 9 vs. SAN DIEGO STATE (11/29/19)
 REB..... 8 vs. CAL POLY (11/24/19)
 AST..... 11 vs. ALABAMA STATE (11/18/21)
 STL..... 6 AT MARYLAND (1/7/21)
 BLK..... 1, 3x, LAST vs. W. ILLINOIS (12/3/20)
 MIN..... 34, 2x, LAST AT RUTGERS (1/19/22)

| Opponent | Date | GS | MIN | Total | | 3-Pointers | | Free throws | | Rebounds | | | | PF | A | TO | BLK | STL | PTS | AVG | |
|------------------|------------|----|-----------|---------------|---------------|-------------|-------------|-------------|--------------|-------------|-----------|-----------|-----------|------------|-----------|-----------|-----------|----------|-----------|------------|------------|
| | | | | FG-FGA | PCT | 3FG-3FGA | PCT | FT-FTA | PCT | OFF | DEF | TOT | AVG | | | | | | | | |
| Longwood | 11/09/2021 | * | 16:09 | 3-3 | 1.000 | 1-1 | 1.000 | 2-2 | 1.000 | 0 | 0 | 0 | 0.0 | 2 | 4 | 0 | 0 | 4 | 9 | 9.0 | |
| Kansas City | 11/12/2021 | * | 20:23 | 2-4 | .500 | 0-1 | .000 | 0-0 | .000 | 0 | 1 | 1 | 0.5 | 0 | 6 | 2 | 0 | 2 | 4 | 6.5 | |
| N.C. Central | 11/16/2021 | * | 18:29 | 1-5 | .200 | 0-1 | .000 | 0-0 | .000 | 1 | 1 | 2 | 1.0 | 1 | 2 | 0 | 0 | 0 | 2 | 5.0 | |
| Alabama St. | 11/18/2021 | * | 24:07 | 4-6 | .667 | 2-2 | 1.000 | 1-1 | 1.000 | 2 | 1 | 3 | 1.5 | 0 | 11 | 2 | 0 | 2 | 11 | 6.5 | |
| Western Mich. | 11/22/2021 | * | 17:03 | 3-6 | .500 | 0-0 | .000 | 0-0 | .000 | 0 | 1 | 1 | 1.4 | 2 | 4 | 1 | 0 | 3 | 6 | 6.4 | |
| Portland St. | 11/26/2021 | * | 13:12 | 1-4 | .250 | 0-0 | .000 | 0-0 | .000 | 0 | 0 | 1 | 0.2 | 2 | 3 | 3 | 0 | 1 | 2 | 5.7 | |
| at Virginia | 11/29/2021 | * | 26:02 | 4-7 | .571 | 0-1 | .000 | 2-2 | 1.000 | 0 | 3 | 3 | 1.4 | 2 | 0 | 0 | 0 | 0 | 10 | 6.3 | |
| at Purdue | 12/03/2021 | * | 15:34 | 3-4 | .750 | 1-1 | 1.000 | 0-0 | .000 | 0 | 2 | 2 | 1.5 | 3 | 4 | 1 | 0 | 1 | 7 | 6.4 | |
| Illinois | 12/06/2021 | * | 15:58 | 1-7 | .143 | 0-2 | .000 | 0-0 | .000 | 2 | 0 | 2 | 1.6 | 1 | 3 | 1 | 0 | 1 | 2 | 5.9 | |
| at Iowa St. | 12/09/2021 | * | 12:04 | 0-1 | .000 | 0-0 | .000 | 0-0 | .000 | 0 | 1 | 1 | 1.5 | 1 | 0 | 1 | 0 | 0 | 0 | 5.3 | |
| vs Utah St. | 12/18/2021 | * | 18:28 | 2-2 | 1.000 | 0-0 | .000 | 0-0 | .000 | 1 | 0 | 1 | 1.5 | 2 | 2 | 3 | 0 | 0 | 4 | 5.2 | |
| Southeastern La. | 12/21/2021 | * | 16:40 | 1-1 | 1.000 | 0-0 | .000 | 3-4 | .750 | 1 | 3 | 4 | 1.7 | 3 | 5 | 2 | 0 | 3 | 5 | 5.2 | |
| Western Ill. | 12/29/2021 | * | 13:18 | 0-1 | .000 | 0-0 | .000 | 2-2 | 1.000 | 1 | 4 | 5 | 1.9 | 1 | 1 | 1 | 0 | 0 | 2 | 4.9 | |
| Maryland | 01/03/2022 | * | 25:25 | 4-8 | .500 | 1-2 | .500 | 0-0 | .000 | 1 | 3 | 4 | 2.1 | 2 | 9 | 3 | 0 | 3 | 9 | 5.2 | |
| at Wisconsin | 01/06/2022 | * | 17:55 | 3-5 | .600 | 0-1 | .000 | 0-0 | .000 | 0 | 0 | 0 | 1.9 | 1 | 4 | 2 | 0 | 0 | 6 | 5.3 | |
| Indiana | 01/13/2022 | * | 20:35 | 2-5 | .400 | 1-1 | 1.000 | 0-0 | .000 | 0 | 0 | 0 | 1.8 | 2 | 1 | 2 | 0 | 3 | 5 | 5.3 | |
| at Minnesota | 01/16/2022 | * | 26:16 | 4-8 | .500 | 0-2 | .000 | 0-1 | .000 | 0 | 2 | 2 | 1.8 | 1 | 7 | 3 | 0 | 1 | 8 | 5.4 | |
| at Rutgers | 01/19/2022 | * | 34:21 | 2-3 | .667 | 1-1 | 1.000 | 3-4 | .750 | 1 | 4 | 5 | 2.0 | 1 | 5 | 3 | 0 | 3 | 8 | 5.6 | |
| Penn St. | 01/22/2022 | * | 22:35 | 1-4 | .250 | 0-2 | .000 | 2-2 | 1.000 | 1 | 2 | 3 | 2.1 | 2 | 4 | 2 | 0 | 3 | 4 | 5.5 | |
| Purdue | 01/27/2022 | * | 25:07 | 2-6 | .333 | 0-0 | .000 | 4-5 | .800 | 0 | 1 | 1 | 2.0 | 2 | 3 | 1 | 0 | 4 | 8 | 5.6 | |
| at Penn St. | 01/31/2022 | * | 18:45 | 0-4 | .000 | 0-1 | .000 | 0-0 | .000 | 1 | 4 | 5 | 2.1 | 2 | 2 | 1 | 0 | 0 | 0 | 5.3 | |
| Minnesota | 02/06/2022 | * | 05:48 | 0-1 | .000 | 0-1 | .000 | 0-0 | .000 | 0 | 0 | 0 | 2.0 | 1 | 1 | 0 | 0 | 2 | 0 | 5.1 | |
| at Maryland | 02/10/2022 | * | 17:47 | 2-5 | .400 | 0-2 | .000 | 1-2 | .500 | 1 | 1 | 2 | 2.0 | 0 | 5 | 0 | 0 | 1 | 5 | 5.1 | |
| Totals | | | 21 | 442:00 | 45-100 | .450 | 7-22 | .318 | 20-25 | .800 | 13 | 34 | 47 | 2.0 | 34 | 86 | 34 | 0 | 37 | 117 | 5.1 |

CAREER STATISTICS

| YEAR | G/GS | FG-A | PCT | 3-PT | PCT | FT-A | PCT | REB | AVG | PF-FO | AST | TO | BLK | STL | PTS | AVG |
|---------------|--------------|----------------|-------------|--------------|-------------|----------------|-------------|------------|------------|--------------|------------|------------|----------|-----------|------------|------------|
| Fresh. | 31/20 | 68-180 | .378 | 11-37 | .297 | 54-65 | .831 | 62 | 2.0 | 62-1 | 90 | 62 | 2 | 36 | 201 | 6.5 |
| Soph. | 31/0 | 42-99 | .424 | 3-11 | .273 | 28-45 | .622 | 37 | 1.2 | 49-0 | 75 | 45 | 1 | 24 | 115 | 3.7 |
| Junior | 23/21 | 45-100 | .450 | 7-22 | .318 | 20-25 | .800 | 47 | 2.0 | 34-0 | 86 | 34 | 0 | 37 | 117 | 5.1 |
| TOTALS | 85/41 | 155-379 | .409 | 21-70 | .300 | 102-135 | .756 | 146 | 1.7 | 145-1 | 251 | 141 | 3 | 97 | 433 | 5.1 |



AHRON ULIS

#4 • Guard
6-3 • 195 • Sophomore
Chicago Heights, Ill.
Marion Catholic HS

SEASON HIGHS

POINTS..... 12 vs. N.C. CENTRAL (11/16/21)
 FGM..... 4 vs. MINNESOTA (2/6/22)
 FGA..... 9 vs. MINNESOTA (2/6/22)
 3-PT FGM..... 1, 4x, LAST vs. MINNESOTA (2/6/22)
 3-PT FGA..... 2, 3x, LAST vs. MINNESOTA (2/6/22)
 FTM..... 7, 2x, LAST AT PENN STATE (1/31/22)
 FTA..... 8, 2x, LAST AT PENN STATE (1/31/22)
 REB..... 5, 2x, LAST vs. MINNESOTA (2/6/22)
 AST..... 8 vs. WESTERN MICHIGAN (11/22/21)
 STL..... 3 vs. ILLINOIS (12/6/21)
 BLK.....
 MIN..... 27 AT PENN STATE (1/31/22)

CAREER HIGHS

POINTS..... 12 vs. N.C. CENTRAL (11/16/21)
 FGM..... 4 vs. MINNESOTA (2/6/22)
 FGA..... 9 vs. MINNESOTA (2/6/22)
 3-PT FGM..... 1, 4x, LAST vs. MINNESOTA (2/6/22)
 3-PT FGA..... 2, 3x, LAST vs. MINNESOTA (2/6/22)
 FTM..... 7, 2x, LAST AT PENN STATE (1/31/22)
 FTA..... 8, 2x, LAST AT PENN STATE (1/31/22)
 REB..... 5, 2x, LAST vs. MINNESOTA (2/6/22)
 AST..... 8 vs. WESTERN MICHIGAN (11/22/21)
 STL..... 3 vs. ILLINOIS (12/6/21)
 BLK..... 1 vs. OREGON (3/22/21)
 MIN..... 27 AT PENN STATE (1/31/22)

| Opponent | Date | GS | MIN | Total | | 3-Pointers | | Free throws | | Rebounds | | | | PF | A | TO | BLK | STL | PTS | AVG | |
|------------------|------------|----|----------|---------------|--------------|-------------|-------------|-------------|--------------|-------------|-----------|-----------|-----------|------------|-----------|-----------|-----------|----------|-----------|-----------|------------|
| | | | | FG-FGA | PCT | 3FG-3FGA | PCT | FT-FTA | PCT | OFF | DEF | TOT | AVG | | | | | | | | |
| Longwood | 11/09/2021 | | 19:34 | 3-4 | .750 | 0-0 | .000 | 0-0 | .000 | 2 | 2 | 4 | 4.0 | 3 | 5 | 1 | 0 | 0 | 6 | 6.0 | |
| Kansas City | 11/12/2021 | | 13:00 | 2-2 | 1.000 | 0-0 | .000 | 0-1 | .000 | 0 | 0 | 0 | 2.0 | 0 | 1 | 0 | 0 | 1 | 4 | 5.0 | |
| N.C. Central | 11/16/2021 | | 21:31 | 2-5 | .400 | 1-1 | 1.000 | 7-8 | .875 | 0 | 3 | 3 | 2.3 | 1 | 4 | 2 | 0 | 1 | 12 | 7.3 | |
| Alabama St. | 11/18/2021 | | 15:53 | 0-3 | .000 | 0-2 | .000 | 0-1 | .000 | 0 | 0 | 0 | 1.8 | 4 | 1 | 1 | 0 | 2 | 0 | 5.5 | |
| Western Mich. | 11/22/2021 | | 18:53 | 1-4 | .250 | 0-0 | .000 | 0-0 | .000 | 0 | 2 | 2 | 1.8 | 0 | 8 | 2 | 0 | 1 | 2 | 4.8 | |
| Portland St. | 11/26/2021 | | 12:21 | 0-1 | .000 | 0-0 | .000 | 0-0 | .000 | 0 | 2 | 2 | 1.8 | 1 | 0 | 2 | 0 | 0 | 0 | 4.0 | |
| at Virginia | 11/29/2021 | | 12:48 | 1-2 | .500 | 0-0 | .000 | 0-0 | .000 | 0 | 2 | 2 | 1.9 | 0 | 2 | 0 | 0 | 0 | 2 | 3.7 | |
| at Purdue | 12/03/2021 | | 19:46 | 2-6 | .333 | 1-1 | 1.000 | 2-2 | 1.000 | 2 | 1 | 3 | 2.0 | 4 | 1 | 0 | 0 | 0 | 7 | 4.1 | |
| Illinois | 12/06/2021 | | 24:18 | 3-6 | .500 | 1-2 | .500 | 4-4 | 1.000 | 0 | 0 | 0 | 1.8 | 4 | 7 | 0 | 0 | 3 | 11 | 4.9 | |
| at Iowa St. | 12/09/2021 | | 15:28 | 0-2 | .000 | 0-0 | .000 | 0-0 | .000 | 0 | 2 | 2 | 1.8 | 1 | 4 | 2 | 0 | 1 | 0 | 4.4 | |
| vs Utah St. | 12/18/2021 | | 19:23 | 1-4 | .250 | 0-1 | .000 | 2-2 | 1.000 | 1 | 3 | 4 | 2.0 | 0 | 4 | 2 | 0 | 2 | 4 | 4.4 | |
| Southeastern La. | 12/21/2021 | | 12:59 | 2-3 | .667 | 0-1 | .000 | 0-0 | .000 | 1 | 2 | 3 | 2.1 | 3 | 1 | 1 | 0 | 0 | 4 | 4.3 | |
| Western Ill. | 12/29/2021 | | 19:26 | 1-3 | .333 | 0-0 | .000 | 5-5 | 1.000 | 0 | 3 | 3 | 2.2 | 3 | 5 | 2 | 0 | 1 | 7 | 4.5 | |
| Maryland | 01/03/2022 | | 14:35 | 1-2 | .500 | 0-0 | .000 | 0-1 | .000 | 1 | 1 | 2 | 2.1 | 0 | 1 | 0 | 0 | 0 | 2 | 4.4 | |
| at Wisconsin | 01/06/2022 | | 14:44 | 1-2 | .500 | 0-0 | .000 | 0-0 | .000 | 0 | 3 | 3 | 2.2 | 0 | 2 | 1 | 0 | 0 | 2 | 4.2 | |
| Indiana | 01/13/2022 | | 18:17 | 0-4 | .000 | 0-0 | .000 | 4-4 | 1.000 | 2 | 2 | 4 | 2.3 | 1 | 2 | 2 | 0 | 0 | 4 | 4.2 | |
| at Minnesota | 01/16/2022 | | 11:38 | 0-1 | .000 | 0-0 | .000 | 0-0 | .000 | 1 | 1 | 2 | 2.3 | 2 | 3 | 0 | 0 | 0 | 0 | 3.9 | |
| at Rutgers | 01/19/2022 | | 05:37 | 0-2 | .000 | 0-0 | .000 | 0-0 | .000 | 0 | 0 | 0 | 2.2 | 1 | 0 | 1 | 0 | 0 | 0 | 3.7 | |
| Penn St. | 01/22/2022 | | 06:25 | 1-1 | 1.000 | 0-0 | .000 | 0-0 | .000 | 0 | 0 | 0 | 2.1 | 0 | 0 | 1 | 0 | 0 | 2 | 3.6 | |
| Purdue | 01/27/2022 | | 14:53 | 1-3 | .333 | 0-0 | .000 | 0-0 | .000 | 2 | 0 | 2 | 2.1 | 1 | 1 | 2 | 0 | 1 | 2 | 3.6 | |
| at Penn St. | 01/31/2022 | | 27:26 | 0-7 | .000 | 0-0 | .000 | 7-8 | .875 | 2 | 3 | 5 | 2.2 | 2 | 5 | 0 | 0 | 0 | 7 | 3.7 | |
| Minnesota | 02/06/2022 | | 21:29 | 4-9 | .444 | 1-2 | .500 | 0-2 | .000 | 1 | 4 | 5 | 2.3 | 1 | 2 | 1 | 0 | 2 | 9 | 4.0 | |
| at Maryland | 02/10/2022 | | 13:47 | 1-5 | .200 | 0-1 | .000 | 1-2 | .500 | 0 | 1 | 1 | 2.3 | 1 | 3 | 0 | 0 | 1 | 3 | 3.9 | |
| Totals | | | 0 | 374:11 | 27-81 | .333 | 4-11 | .364 | 32-40 | .800 | 15 | 37 | 52 | 2.3 | 33 | 62 | 23 | 0 | 16 | 90 | 3.9 |

CAREER STATISTICS

| YEAR | G/GS | FG-A | PCT | 3-PT | PCT | FT-A | PCT | REB | AVG | PF-FO | AST | TO | BLK | STL | PTS | AVG |
|---------------|-------------|--------------|-------------|-------------|-------------|--------------|-------------|-----------|------------|-------------|-----------|-----------|----------|-----------|------------|------------|
| Fresh. | 17/0 | 5-15 | .333 | 0-3 | .000 | 18-20 | .900 | 15 | 0.9 | 8-0 | 20 | 6 | 1 | 1 | 28 | 1.6 |
| Soph. | 23/0 | 27-81 | .333 | 4-11 | .364 | 32-40 | .800 | 52 | 2.3 | 33-0 | 62 | 23 | 0 | 16 | 90 | 3.9 |
| TOTALS | 40/0 | 32-96 | .333 | 4-14 | .286 | 50-60 | .833 | 67 | 1.7 | 41-0 | 82 | 29 | 1 | 17 | 118 | 3.0 |



GAME-BY-GAME RESULTS

Overall: 16-7 Big Ten: 6-6 Home: 12-2 Away: 3-5 Neutral: 1-0

| Date | Opponent | Result | Attend. | Top Scorer | Top Rebounder |
|-----------|------------------------|----------------|---------|-------------------------|-------------------------------|
| Nov. 9 | Longwood | W, 106-73 | 9,259 | Keegan Murray, 24 | Murray/Murray/C. McCaffery, 7 |
| Nov. 12 | Kansas City | W, 89-57 | 11,133 | Keegan Murray, 25 | Filip Rebraca, 13 |
| Nov. 16 | N.C. Central | W, 86-69 | 9,132 | Keegan Murray, 27 | Keegan Murray, 21 |
| Nov. 18 | Alabama State | W, 108-82 | 9,957 | Keegan Murray, 26 | Rebraca/Kris Murray, 8 |
| Nov. 22 | Western Michigan | W, 109-61 | 10,044 | Keegan Murray, 29 | Kris Murray, 8 |
| Nov. 26 | Portland State | W, 85-51 | 11,756 | Keegan Murray, 23 | Rebraca/Keegan Murray, 9 |
| ^ Nov. 29 | at Virginia | W, 75-74 | 13,542 | Jordan Bohannon, 20 | Keegan Murray, 9 |
| * Dec. 3 | at #2 Purdue | L, 70-77 | 14,804 | Patrick McCaffery, 15 | Rebraca/Ogundele, 5 |
| * Dec. 6 | Illinois | L, 83-87 | 12,072 | Keegan Murray, 19 | Filip Rebraca, 8 |
| + Dec. 9 | at #17 Iowa State | L, 53-73 | 14,267 | Jordan Bohannon, 17 | Keegan Murray, 7 |
| # Dec. 18 | vs. Utah State | W, 94-75 | 3,250 | Keegan Murray, 35 | Keegan Murray, 7 |
| Dec. 21 | Southeastern Louisiana | W, 93-62 | 10,891 | Keegan Murray, 20 | Keegan Murray, 10 |
| Dec. 29 | Western Illinois | W, 92-71 | 15,056 | Keegan Murray, 29 | Keegan Murray, 10 |
| * Jan. 3 | Maryland | W, 80-75 | 10,327 | Keegan Murray, 35 | Rebraca/Keegan Murray, 8 |
| * Jan. 6 | at #23 Wisconsin | L, 78-87 | 15,212 | Keegan Murray, 27 | Patrick McCaffery, 7 |
| * Jan. 13 | Indiana | W, 83-74 | 11,246 | Kris Murray, 29 | Kris Murray, 11 |
| * Jan. 16 | at Minnesota | W, 81-71 | 10,925 | Keegan Murray, 25 | Filip Rebraca, 12 |
| * Jan. 19 | at Rutgers | L, 46-48 | 8,000 | Keegan Murray, 13 | Keegan Murray, 13 |
| * Jan. 22 | Penn State | W, 68-51 | 15,056 | Keegan Murray, 15 | Keegan Murray, 8 |
| * Jan. 27 | #6 Purdue | L, 73-83 | 12,723 | Kris Murray, 23 | Keegan Murray, 9 |
| * Jan. 31 | at Penn State | L, 86-90 (2OT) | 7,977 | Keegan Murray, 21 | Patrick McCaffery, 7 |
| * Feb. 6 | Minnesota | W, 71-59 | 14,558 | Keegan Murray, 24 | Keegan Murray, 15 |
| * Feb. 10 | at Maryland | W, 110-87 | 12,649 | Ke. Murray/Bohannon, 30 | Rebraca/Keegan Murray, 7 |

- ^ - Big Ten/ACC Challenge
- + - Iowa Corn Cy-Hawk Series
- # - Sioux Falls, South Dakota
- * - Big Ten Conference Game
- % - Big Ten Tournament -- Indianapolis



GAME-BY-GAME STATISTICS

| Team | Score | FG-A | PCT | 3-PT. FG | PCT | FT-FTA | PCT | REB | PF | AST | TO | BLK | STL |
|----------------------|-------|-------|------|----------|------|--------|-------|-----|----|-----|----|-----|-----|
| at Iowa | 106 | 36-65 | .554 | 15-33 | .455 | 19-22 | .864 | 43 | 20 | 24 | 8 | 8 | 6 |
| Longwood | 73 | 26-74 | .351 | 9-32 | .281 | 12-16 | .750 | 38 | 22 | 17 | 12 | 0 | 5 |
| at Iowa | 89 | 34-65 | .523 | 4-16 | .250 | 17-22 | .773 | 39 | 11 | 18 | 8 | 5 | 11 |
| Kansas City | 57 | 23-56 | .411 | 7-22 | .318 | 4-6 | .667 | 27 | 22 | 12 | 17 | 2 | 4 |
| at Iowa | 86 | 23-61 | .377 | 5-23 | .217 | 35-41 | .854 | 44 | 14 | 15 | 8 | 4 | 5 |
| N.C. Central | 69 | 28-59 | .475 | 5-15 | .333 | 8-12 | .667 | 31 | 30 | 11 | 15 | 3 | 5 |
| at Iowa | 108 | 38-73 | .521 | 20-44 | .455 | 12-16 | .750 | 44 | 14 | 28 | 10 | 2 | 7 |
| Alabama State | 82 | 29-59 | .492 | 11-24 | .458 | 13-19 | .684 | 27 | 17 | 17 | 14 | 2 | 8 |
| at Iowa | 109 | 38-72 | .528 | 12-26 | .462 | 21-23 | .913 | 37 | 9 | 20 | 7 | 6 | 15 |
| Western Michigan | 61 | 24-63 | .381 | 6-26 | .231 | 7-7 | 1.000 | 38 | 17 | 14 | 24 | 2 | 6 |
| at Iowa | 85 | 32-66 | .485 | 6-19 | .316 | 15-19 | .789 | 43 | 12 | 15 | 13 | 4 | 11 |
| Portland State | 51 | 20-65 | .308 | 4-27 | .148 | 7-9 | .778 | 39 | 17 | 10 | 23 | 2 | 8 |
| Iowa | 75 | 30-56 | .536 | 10-21 | .476 | 5-10 | .500 | 30 | 10 | 12 | 4 | 3 | 2 |
| at Virginia | 74 | 30-57 | .526 | 9-18 | .500 | 5-9 | .556 | 29 | 12 | 16 | 5 | 2 | 0 |
| Iowa | 70 | 25-62 | .403 | 5-21 | .238 | 15-22 | .682 | 30 | 29 | 12 | 9 | 0 | 6 |
| at #2 Purdue | 77 | 21-50 | .420 | 8-19 | .421 | 27-37 | .730 | 42 | 18 | 14 | 17 | 2 | 5 |
| at Iowa | 83 | 31-69 | .449 | 8-22 | .364 | 13-19 | .684 | 23 | 21 | 16 | 4 | 5 | 9 |
| Illinois | 87 | 26-59 | .441 | 11-25 | .440 | 24-28 | .857 | 52 | 19 | 16 | 18 | 0 | 4 |
| Iowa | 53 | 17-63 | .270 | 5-27 | .185 | 14-15 | .933 | 32 | 18 | 10 | 12 | 6 | 7 |
| at #17 Iowa State | 73 | 27-62 | .435 | 8-25 | .320 | 11-17 | .647 | 50 | 16 | 18 | 16 | 4 | 5 |
| Iowa | 94 | 35-64 | .547 | 8-26 | .308 | 16-21 | .762 | 35 | 21 | 21 | 9 | 4 | 11 |
| vs. Utah State | 75 | 25-51 | .490 | 8-23 | .348 | 17-24 | .708 | 23 | 19 | 18 | 14 | 1 | 4 |
| at Iowa | 93 | 32-68 | .471 | 11-33 | .333 | 18-25 | .720 | 50 | 15 | 21 | 11 | 3 | 7 |
| SE Louisiana | 62 | 22-60 | .367 | 8-22 | .364 | 10-17 | .588 | 32 | 19 | 15 | 15 | 2 | 4 |
| at Iowa | 92 | 34-63 | .540 | 6-15 | .400 | 18-20 | .900 | 41 | 12 | 15 | 12 | 8 | 5 |
| Western Illinois | 71 | 30-72 | .417 | 5-30 | .167 | 6-6 | 1.000 | 31 | 16 | 4 | 9 | 0 | 6 |
| at Iowa | 80 | 30-61 | .492 | 8-20 | .400 | 12-19 | .632 | 34 | 15 | 17 | 7 | 4 | 6 |
| Maryland | 75 | 28-61 | .459 | 9-25 | .360 | 10-17 | .588 | 38 | 20 | 11 | 9 | 1 | 6 |
| Iowa | 78 | 30-61 | .492 | 7-20 | .350 | 11-19 | .579 | 26 | 22 | 19 | 8 | 7 | 4 |
| at #23 Wisconsin | 87 | 33-66 | .500 | 5-17 | .294 | 16-23 | .696 | 43 | 20 | 15 | 8 | 1 | 6 |
| at Iowa | 83 | 28-63 | .444 | 6-18 | .333 | 21-25 | .840 | 35 | 22 | 9 | 12 | 7 | 15 |
| Indiana | 74 | 27-53 | .509 | 7-22 | .318 | 13-21 | .619 | 31 | 21 | 17 | 23 | 5 | 4 |
| Iowa | 81 | 33-68 | .485 | 5-22 | .227 | 10-16 | .625 | 40 | 14 | 18 | 8 | 5 | 10 |
| at Minnesota | 71 | 28-55 | .509 | 6-16 | .375 | 9-14 | .643 | 31 | 18 | 12 | 14 | 2 | 5 |
| Iowa | 46 | 17-61 | .279 | 6-27 | .222 | 6-11 | .545 | 38 | 16 | 8 | 10 | 5 | 8 |
| at Rutgers | 48 | 18-58 | .310 | 2-13 | .154 | 10-13 | .769 | 49 | 15 | 13 | 15 | 10 | 7 |
| at Iowa | 68 | 22-54 | .407 | 10-32 | .313 | 14-18 | .778 | 37 | 13 | 15 | 10 | 5 | 9 |
| Penn State | 51 | 17-51 | .333 | 7-25 | .280 | 10-13 | .769 | 34 | 18 | 10 | 17 | 1 | 4 |
| at Iowa | 73 | 24-64 | .375 | 8-27 | .296 | 17-18 | .944 | 31 | 20 | 10 | 9 | 2 | 8 |
| #6 Purdue | 83 | 30-49 | .612 | 13-22 | .591 | 10-22 | .455 | 36 | 17 | 21 | 15 | 2 | 7 |
| Iowa | 86 | 27-77 | .351 | 11-31 | .355 | 21-28 | .750 | 43 | 22 | 17 | 8 | 3 | 7 |
| at Penn State (2 OT) | 90 | 33-74 | .446 | 6-27 | .222 | 18-24 | .750 | 53 | 23 | 12 | 12 | 2 | 6 |
| at Iowa | 71 | 29-65 | .446 | 9-23 | .391 | 4-9 | .444 | 38 | 10 | 12 | 6 | 6 | 7 |
| Minnesota | 59 | 22-61 | .361 | 9-23 | .391 | 6-9 | .667 | 40 | 9 | 9 | 12 | 4 | 4 |
| Iowa | 110 | 39-65 | .600 | 19-34 | .559 | 13-21 | .619 | 37 | 13 | 22 | 9 | 3 | 8 |
| at Maryland | 87 | 31-65 | .477 | 14-26 | .538 | 11-13 | .846 | 28 | 16 | 14 | 12 | 2 | 6 |





SEASON & CAREER BESTS/THE LAST TIME...

Season Bests

| Player | Points | 3-Pointers | Rebounds | Assists | Blocks | Steals |
|-------------------|------------------|----------------|------------------|-----------------|----------------|----------------|
| Austin Ash | 8, Portland St | 2, twice | 2, twice | 2, twice | --- | --- |
| Jordan Bohannon | 30, Maryland | 10, Maryland | 3, twice | 5, twice | --- | 3, twice |
| Carter Kingsbury | --- | --- | --- | --- | --- | --- |
| Luc Laketa | 3, twice | 1, twice | 1, Portland St | 1, SE Louisiana | --- | 1, W. Michigan |
| Connor McCaffery | 12, Penn State | 4, Penn State | 8, SE Louisiana | 7, Portland St | --- | 3, Penn State |
| Patrick McCaffery | 18, Minnesota | 3, twice | 7, three times | 4, twice | 2, twice | 3, Indiana |
| Riley Mulvey | 8, W. Michigan | --- | 5, Alabama St | 1, twice | 1, W. Illinois | 1, Kansas City |
| Keegan Murray | 35, twice | 5, Maryland | 21, N.C. Central | 4, Alabama St | 5, Longwood | 3, four times |
| Kris Murray | 29, Indiana | 3, three times | 11, Indiana | 3, Penn State | 3, Indiana | 3, Indiana |
| Josh Ogundele | 7, Purdue | --- | 5, Purdue | --- | 2, Illinois | 2, Portland St |
| Tony Perkins | 16, Illinois | 2, twice | 5, Longwood | 4, Utah State | 1, twice | 3, twice |
| Filip Rebraca | 13, Maryland | 1, Alabama St | 13, Kansas City | 2, twice | 2, four times | 3, Minnesota |
| Payton Sandfort | 21, Alabama St | 5, twice | 5, W. Illinois | 2, three times | 1, four times | 1, three times |
| Joe Toussaint | 11, Alabama St | 2, Alabama St | 5, three times | 11, Alabama St | --- | 4, twice |
| Ahron Ulis | 12, N.C. Central | 1, four times | 5, twice | 8, W. Michigan | --- | 3, Illinois |

Career Bests

| Player | Points | 3-Pointers | Rebounds | Assists | Blocks | Steals |
|-------------------|-----------------------|----------------------|-----------------------|---------------------|---------------------|----------------------|
| Austin Ash | 9, Savannah St., '18 | 3, Savannah St., '18 | 2, five times | 2, three times | --- | 2, Indiana |
| Jordan Bohannon | 30, twice | 10, Maryland, '22 | 7, twice | 14, Minnesota, '21 | 1, Nebraska '17 | 6, Pitt, '18 |
| Carter Kingsbury | --- | --- | --- | --- | --- | --- |
| Luc Laketa | 3, twice | 1, twice | 1, Portland St, '21 | 1, SE Louisiana | --- | 1, W. Michigan |
| Connor McCaffery | 19, UConn, '18 | 4, Penn State, '22 | 13, Michigan, '20 | 10, Maryland, '21 | 1, seven times | 3, seven times |
| Patrick McCaffery | 19, Nebraska, '21 | 3, four times | 7, three times | 4, twice | 2, four times | 3, Indiana |
| Riley Mulvey | 8, W. Michigan, '21 | --- | 5, Alabama St, '21 | 1, twice | 1, W. Illinois, '21 | 1, Kansas City, '21 |
| Keegan Murray | 35, twice | 5, Maryland, '21 | 21, N.C. Central, '21 | 4, Alabama St, '21 | 5, Longwood, '21 | 3, five times |
| Kris Murray | 29, Indiana, '22 | 3, three times | 11, Indiana, '22 | 3, Penn State, '22 | 3, Indiana, '22 | 3, Indiana, '22 |
| Josh Ogundele | 7, Purdue, '21 | --- | 5, Purdue, '21 | --- | 2, Illinois '21 | 2, Portland St, '21 |
| Tony Perkins | 16, Illinois, '21 | 2, twice | 7, N. Illinois, '20 | 4, Utah State, '21 | 1, three times | 3, twice |
| Filip Rebraca | 26, South Dakota, '20 | 2, eight times | 16, Denver, '20 | 5, twice | 8, Milwaukee, '19 | 4, Oral Roberts, '19 |
| Payton Sandfort | 21, Alabama St, '21 | 5, twice | 5, W. Illinois, '21 | 2, three times | 1, four times | 1, three times |
| Joe Toussaint | 18, Penn State, '20 | 2, four times | 8, Cal Poly, '19 | 11, Alabama St, '21 | 1, W. Illinois, '20 | 6, Maryland, '21 |
| Ahron Ulis | 12, N.C. Central, '21 | 1, four times | 5, twice | 8, W. Michigan, '21 | 1, Oregon, '21 | 3, Illinois, '21 |

The Last Time a Player . . .

Had 30 or more points

Iowa -- 30, Keegan Murray/Jordan Bohannon at Maryland, 2/10/22
Opponent -- 30, Marcus Carr, Minnesota, 12/25/20

Made at least 90% of his FGA (10 att.)

Iowa -- .928 (13-14), Luka Garza vs. Iowa State, 12/11/20
Opponent -- .900 (9-10), Mike Watkins, Penn State, 2/3/18

Made 100% of his FTA (10 att.)

Iowa -- 1.000 (10-10), Jordan Bohannon vs. Nebraska 1/6/19
Opponent -- 1.000 (12-12), Bonzie Colson, Notre Dame, 11/29/16

Had 15 or more rebounds

Iowa -- 15, Keegan Murray vs. Minnesota, 2/6/22
Opponent -- 18, Kofi Cockburn, Illinois, 12/6/21

Had 10 or more assists

Iowa -- 11, Joe Toussaint vs. Alabama State, 11/18/21
Opponent -- 10, Cam Mack, Nebraska, 1/7/20

Had 5 or more blocks

Iowa -- 5, Keegan Murray vs. Longwood, 11/9/21
Opponent -- 5, Trayce Jackson-Davis, Indiana, 1/13/22

Had 5 or more steals

Iowa -- 6, Joe Toussaint at Maryland, 1/7/21
Opponent -- 5, Chris McNeal, Cincinnati, 12/21/19

The Last Time a Team . . .

Scored 100 or more points

Iowa -- 110 at Maryland, 2/10/22
Opponent -- 102 by Minnesota, 12/25/20

Scored 40 or fewer points

Iowa -- 40 at Wisconsin, 3/3/10
Opponent -- 39 by UNC Wilmington, 11/8/13

Won an overtime game

Iowa -- 76-70 (OT) at Indiana, 2/22/19
Opponent -- 90-86 (2 OT) by Penn State, 1/31/22

Made at least 60% of its FGA (20 att.)

Iowa -- .600 (39-65) at Maryland, 2/10/22
Opponent -- .612 (30-49) by Purdue, 1/27/22

Made at least 50% of its 3-pt. FGA (8 att.)

Iowa -- .559 (19-34) at Maryland, 2/10/22
Opponent -- .538 (14-26) by Maryland, 2/10/22

Made at least 90% of its FTA (10 att.)

Iowa -- .944 (17-18) vs. Purdue, 1/27/22
Opponent -- .947 (18-19) by San Diego State, 11/29/19





SEASON HIGHS & LOWS/SPECIALITY STATS

| CATEGORY | IOWA | | OPPONENTS | |
|----------------------|------|------|-----------|------------------------------|
| Points | High | 110 | 90 | Penn State |
| | Low | 46 | 48 | Rutgers |
| FG Made | High | 39 | 33 | Wisconsin/Penn State |
| | Low | 17 | 17 | Penn State |
| FG Att. | High | 77 | 74 | Longwood/Penn State |
| | Low | 54 | 50 | Purdue |
| FG% | High | .600 | .612 | Purdue |
| | Low | .270 | .308 | Portland State |
| 3-FG Made | High | 20 | 14 | Maryland |
| | Low | 4 | 2 | Rutgers |
| 3-FG Att. | High | 44 | 32 | Longwood |
| | Low | 16 | 13 | Rutgers |
| 3-FG% | High | .559 | .591 | Purdue |
| | Low | .185 | .148 | Portland State |
| FTM | High | 35 | 27 | Purdue |
| | Low | 4 | 4 | Kansas City |
| FTA | High | 41 | 37 | Purdue |
| | Low | 9 | 6 | Kansas City |
| FT% (min. 10) | High | .944 | .857 | Illinois |
| | Low | .444 | .455 | Purdue |
| Off. Reb. | High | 18 | 21 | Iowa State |
| | Low | 6 | 2 | Utah State |
| Def. Reb. | High | 37 | 38 | Rutgers/Penn State |
| | Low | 14 | 19 | Western Illinois/Indiana |
| Total Reb. | High | 50 | 53 | Penn State |
| | Low | 23 | 23 | Utah State |
| Assists | High | 28 | 21 | Purdue |
| | Low | 8 | 4 | Western Illinois |
| Steals | High | 15 | 8 | Alabama State/Portland State |
| | Low | 2 | 0 | Virginia |
| Blocks | High | 8 | 10 | Rutgers |
| | Low | 0 | 0 | Illinois/Western Illinois |
| Turnovers | High | 12 | 24 | Western Michigan |
| | Low | 4 | 5 | Virginia |
| Fouls | High | 29 | 30 | N.C. Central |
| | Low | 9 | 9 | Minnesota |

GAME-BY-GAME SPECIALTY STATS

| Date | Opponent | Pts. Off | Pts. in | 2nd | Bench |
|-------------|-------------------|-------------|-------------|-------------|-------------|
| | | TO's | Paint | Chance | Points |
| 11/9 | Longwood | 17 | 36 | 17 | 42 |
| 11/12 | Kansas City | 25 | 58 | 11 | 28 |
| 11/16 | N.C. Central | 16 | 34 | 15 | 27 |
| 11/18 | Alabama State | 18 | 30 | 23 | 51 |
| 11/22 | Western Michigan | 36 | 50 | 14 | 63 |
| 11/26 | Portland State | 23 | 46 | 17 | 36 |
| 11/29 | Virginia | 5 | 30 | 13 | 12 |
| 12/3 | at #2 Purdue | 20 | 34 | 4 | 29 |
| 12/6 | Illinois | 26 | 42 | 11 | 43 |
| 12/9 | at #17 Iowa State | 11 | 20 | 10 | 13 |
| 12/18 | vs. Utah State | 18 | 48 | 6 | 25 |
| 12/21 | SE Louisiana | 19 | 42 | 14 | 34 |
| 12/29 | Western Illinois | 9 | 54 | 12 | 32 |
| 1/3 | Maryland | 14 | 40 | 17 | 10 |
| 1/6 | at #23 Wisconsin | 8 | 38 | 14 | 21 |
| 1/13 | Indiana | 34 | 42 | 16 | 46 |
| 1/16 | at Minnesota | 12 | 52 | 17 | 12 |
| 1/19 | at Rutgers | 6 | 22 | 8 | 0 |
| 1/22 | Penn State | 12 | 12 | 12 | 19 |
| 1/27 | #6 Purdue | 18 | 26 | 14 | 32 |
| 1/31 | at Penn State | 8 | 28 | 19 | 36 |
| 2/6 | Minnesota | 21 | 34 | 6 | 17 |
| 2/10 | at Maryland | 19 | 40 | 19 | 33 |
| AVG. | | 17.2 | 37.3 | 13.4 | 28.7 |

IOWA AND OPPONENT INDIVIDUAL HIGH PERFORMANCES

| CATEGORY | IOWA | OPPONENTS |
|---|--------------|--|
| Points | 35 | Keegan Murray (Utah State/Maryland) 29 |
| Field Goals Made | 14 (14-21) | Keegan Murray (Maryland) 11 (11-14) |
| Field Goals Attempted | 21 (14-21) | Keegan Murray (Maryland) 18 (10-18) |
| Field Goal Percentage (min. 5 made) | .857 (12-14) | Keegan Murray (at Maryland) .889 (8-9) |
| 3-Point Field Goals Made | 10 (10-16) | Jordan Bohannon (at Maryland) 5 (5-12/5-9) |
| 3-Point Field Goals Attempted | 16 (10-16) | Jordan Bohannon (at Maryland) 12 (5-12) |
| 3-Point Field Goals Pct. (min. 5 made) | .833 (5-6) | Keegan Murray (Maryland) .556 (5-9) |
| Free Throws Made | 9 (9-10/9-9) | Ke. Murray (NCCU)/Kr. Murray (Purdue) 7 (7-11) |
| Free Throws Attempted | 10 (9-10) | Keegan Murray (N.C. Central) 11 (7-11) |
| Free Throw Pct. (min. 7 made) | 1.000 (9-9) | Kris Murray (Purdue) .636 (7-11) |
| Offensive Rebounds | 9 | Keegan Murray (N.C. Central) 11 |
| Defensive Rebounds | 13 | Keegan Murray (Minnesota) 17 |
| Total Rebounds | 21 | Keegan Murray (N.C. Central) 18 |
| Assists | 11 | Joe Toussaint (Alabama State) 7 |
| Steals | 4 | Joe Toussaint (Longwood) 2 |
| Blocks | 5 | Keegan Murray (Longwood) 5 |
| Turnovers | 3 | 11 times 6 |
| | | Lamar Norman, Jr. (Western Michigan) |





2021-22 IOWA RECORD WHEN...

| | | | | | |
|--|------|-------------------------------------|-------------------------|---------------------|------|
| When playing at home: | 12-2 | When leading at the half: | 13-2 | When wearing White: | 10-0 |
| When playing on the road: | 3-5 | When trailing at the half: | 3-5 | When wearing Black: | 3-5 |
| When playing on a neutral court: | 1-0 | When tied at the half: | 0-0 | When wearing Gold: | 3-1 |
| | | | | When wearing Gray: | 0-1 |
| | | | | | |
| When Iowa scores 100 points or more: | 4-0 | Iowa field goal percentage at home: | 431-909 | .474 | |
| When Iowa scores 90-99 points: | 3-0 | Iowa field goal percentage on road: | 253-577 | .438 | |
| When Iowa scores 80-89 points: | 6-2 | Iowa 3-point percentage at home: | 128-352 | .364 | |
| When Iowa scores 70-79 points: | 2-3 | Iowa 3-point percentage on road: | 76-219 | .347 | |
| When Iowa scores under 70 points: | 1-2 | Iowa free throw percentage at home: | 236-296 | .797 | |
| | | Iowa free throw percentage on road: | 111-163 | .681 | |
| | | | | | |
| When opponent scores 100 points or more: | 0-0 | On Sunday: | 2-0 | | |
| When opponent scores 90-99 points: | 0-1 | On Monday: | 3-2 | | |
| When opponent scores 80-89 points: | 2-3 | On Tuesday: | 3-0 | | |
| When opponent scores 70-79 points: | 7-2 | On Wednesday: | 1-1 | | |
| When opponent scores 60-69 points: | 3-0 | On Thursday: | 3-3 | | |
| When opponent scores fewer than 60 points: | 4-1 | On Friday: | 2-1 | | |
| | | On Saturday: | 2-0 | | |
| | | | | | |
| When Iowa shoots at least 50% from the field: | 8-0 | On BTN: | 10-3 | | |
| When Iowa shoots less than 50% from the field: | 8-7 | On CBS: | 0-0 | | |
| When opponent shoots at least 50% from the field: | 3-2 | On ESPN: | 0-0 | | |
| When opponent shoots less than 50% from the field: | 13-5 | On ESPN2: | 2-1 | | |
| When Iowa has higher FG% than opponent: | 13-1 | On ESPNU: | 0-0 | | |
| When opponent has higher FG%: | 3-6 | On B1G+: | 3-0 | | |
| When FG% is equal: | 0-0 | On FS1: | 1-3 | | |
| | | On CBS SN: | 0-0 | | |
| When Iowa outrebounds opponent: | 13-0 | On NBC SN: | 0-0 | | |
| When opponent has more rebounds: | 3-7 | On FOX: | 0-0 | | |
| When rebounds are equal: | 0-0 | On TBS: | 0-0 | | |
| | | | | | |
| When Iowa shoots at least 80% from the line: | 6-2 | Most Points, First Half: | 63 vs. Alabama State | | |
| When Iowa shoots less than 80% from the line: | 11-5 | Fewest Points, First Half: | 26 at Purdue/Iowa State | | |
| When opponent shoots at least 80% from the line: | 4-1 | Most Points Allowed, First Half: | 48 vs. Indiana/Purdue | | |
| When opponent shoots less than 80% from the line: | 13-6 | Fewest Points Allowed, First Half: | 20 vs. WMU/Portland St | | |
| When Iowa shoots more free throws than opponent: | 13-1 | Most Points, Second Half: | 60 vs. Western Michigan | | |
| When opponent shoots more free throws: | 2-6 | Fewest Points, Second Half: | 19 at Rutgers | | |
| When free throws attempts are equal: | 1-0 | Most Points Allowed, Second Half: | 48 vs. Illinois | | |
| When Iowa has higher FT% than opponent: | 10-3 | Fewest Points Allowed, Second Half: | 21 vs. Minnesota | | |
| When opponent has higher FT%: | 6-4 | Largest Halftime Advantage: | 29 vs. Western Michigan | | |
| When FT% is equal: | 0-0 | Largest Halftime Deficit: | 15 vs. Purdue | | |
| | | | | | |
| When Iowa shoots at least 50% from 3-point range: | 1-0 | | | | |
| When Iowa shoots less than 50% from 3-point range: | 15-7 | | | | |
| When opponent shoots at least 50% from 3-point range: | 2-1 | | | | |
| When opponent shoots less than 50% from 3-point range: | 14-6 | | | | |
| When Iowa has a higher 3-point FG% than opponent: | 8-3 | | | | |
| When opponent has a higher 3-point FG%: | 7-4 | | | | |
| When 3-point FG% is equal: | 1-0 | | | | |
| | | | | | |
| When Iowa has more assists than opponent: | 14-2 | | | | |
| When opponent has more assists: | 2-4 | | | | |
| When assists are equal: | 0-1 | | | | |
| | | | | | |
| When Iowa has fewer turnovers than opponent: | 15-6 | | | | |
| When opponent has fewer turnovers: | 1-0 | | | | |
| When turnovers are equal: | 0-1 | | | | |
| When Iowa has more steals than opponent: | 12-6 | | | | |
| When opponent has more steals: | 2-1 | | | | |
| When steals are equal: | 2-0 | | | | |



IOWA SUPERLATIVES UNDER McCAFFERY

TEAM

Most Points Scored

- 116 -- Savannah State (11/13/16)
- 111 -- SIU Edwardsville (11/26/10)
- 110 -- Maryland (2/10/22)**
110 -- Savannah State (12/22/18)
- 109 -- Western Michigan (11/22/21)**
109 -- Md. Eastern Shore (11/14/13)
- 108 -- Alabama State (11/18/21)**
- 106 -- Longwood (11/9/21)**
106 -- Northern Illinois (12/13/20)

Fewest Points Allowed

- 36 -- Howard (11/15/12)
- 39 -- UNC Wilmington (11/8/13)
39 -- Northern Iowa (12/7/10)
- 40 -- Louisiana Monroe (11/16/10)
- 41 -- Abilene Christian (11/17/13)

Field Goals Made

- 42 -- Savannah State (11/13/16)
42 -- Central Arkansas (12/19/11)
- 41 -- Northern Illinois (12/13/20)
- 40 -- Coppin State (11/15/15)
- 39 -- Maryland (2/10/22)**
39 -- Savannah State (12/22/18)
39 -- Kennesaw State (12/29/19)

Field Goals Attempted

- 87 -- Savannah State (11/13/16)
- 79 -- Oregon (3/18/12)
- 78 -- Minnesota (12/25/20)
- 77 -- Penn State (1/31/22)**
- 77 -- Nebraska (1/7/20)
77 -- Nebraska (1/5/17)

Field Goal Percentage (20 Made)

- .680 -- Illinois (1/20/19)
- .643 -- Maryland (2/8/15)
- .630 -- Indiana (1/29/12)
- .627 -- Michigan (2/5/15)
- .623 -- Abilene Christian (11/17/13)

3-Point Field Goals Made

- 20 -- Alabama State (11/18/21) ***
- 19 -- Maryland (2/10/22)**
19 -- Savannah State (12/22/18)
- 18 -- Savannah State (11/13/16)
- 17 -- North Carolina (12/8/20)
- 16 -- Nebraska (3/4/21)
16 -- Maryland (2/25/17)
16 -- TCU (3/19/17)

3-Point Field Goals Attempted

- 44 -- Alabama State (11/18/21) ***
- 43 -- Nebraska (3/4/21)
43 -- Savannah State (11/13/16)
- 42 -- Savannah State (12/22/18)
- 40 -- North Carolina (12/8/20)
- 36 -- Iowa State (12/7/17)

3-Point FG Percentage (10 Made)

- .714 (15-21) Illinois (1/20/19)
- .632 (12-19) Wisconsin (2/18/21)
- .619 (13-21) Northern Illinois (11/17/11)
- .615 (16-26) Maryland (2/25/17)
- .611 (11-18) Rutgers (1/31/17)

Free Throws Made

- 39 -- Indiana (2/21/17)
- 38 -- Omaha (11/10/13)
- 35 -- NC Central (11/16/21)**
- 34 -- Green Bay (11/11/18)
34 -- Illinois (2/28/18)
- 33 -- Illinois (1/11/18)

Free Throws Attempted

- 49 -- Omaha (11/10/13)
- 47 -- Indiana (2/21/17)
- 45 -- Green Bay (11/11/18)
- 43 -- UM Eastern Shore (11/14/13)
43 -- Michigan State (1/28/14)
- 41 -- NC Central (11/16/21)**
41 -- Illinois (2/28/18)

Free Throw Percentage (10 Made)

- 1.000 (15-15) Illinois (3/8/20)
1.000 (15-15) Virginia (3/27/13)
- 1.000 (13-13) Purdue (12/28/16)
- .944 (17-18) Purdue (1/27/22)**
- .933 (14-15) Iowa State (12/9/21)**
- .929 (26-28) North Florida (12/22/14)
- .926 (25-27) Penn State (2/28/15)
- .923 (12-13) Iowa State (12/12/14)

Most Rebounds

- 57 -- Western Illinois (12/3/20)
57 -- Md. Eastern Shore (11/14/13)
- 56 -- UNC Wilmington (11/8/13)
56 -- Brown (12/3/11)
56 -- SC State (12/19/12)
- 55 -- Minnesota (12/25/20)

Most Assists

- 34 -- Northern Illinois (12/29/17)
- 33 -- Savannah State (11/13/16)
- 32 -- Central Arkansas (12/19/11)
- 31 -- Coppin State (11/15/15)
- 30 -- Savannah State (12/22/18)

Most Steals

- 19 -- SIU Edwardsville (11/26/10)
- 16 -- UMBC (12/6/14)
- 15 -- Indiana (1/13/22)**
- 15 -- Western Michigan (11/22/21)**
15 -- Rutgers (1/31/17)
- 14 -- Kennesaw State (12/29/19)
14 -- Maryland (1/19/17)
14 -- Marquette (11/19/15)
14 -- Penn (11/22/13)
14 -- Idaho St (12/4/10)
14 -- Chicago St (11/11/11)

Most Blocked Shots

- 14 -- Drake (12/19/15) *
- 13 -- Illinois (3/5/13)
- 12 -- UNC Wilmington (11/8/13)
12 -- Northern Illinois (11/26/14)
- 11 -- Michigan State (12/29/15)
- 10 -- Penn State (2/15/14)
10 -- UT-Pan American (11/9/12)

Fewest Turnovers

- 3 -- Temple (3/18/16)
3 -- Drake (12/19/15)
- 4 -- Illinois (12/6/21)**
4 -- Virginia (11/29/21)
4 -- Michigan (1/17/16)
4 -- Northwestern (2/15/15)

* -- denotes school record

INDIVIDUAL

Most Points:

- 44 -- Luka Garza at Michigan (12/6/19)
- 42 -- Peter Jok vs. Memphis (11/26/16)
- 41 -- Luka Garza vs. Southern (11/27/20)
- 38 -- Luka Garza at Indiana (2/13/20)
- 36 -- Luka Garza vs. Oregon (3/22/21)
- 35 -- Keegan Murray vs. Maryland (1/3/22)**
35 -- Keegan Murray vs. Utah State (12/18/21)
35 -- Luka Garza vs. Western Illinois (12/3/20)
35 -- Peter Jok vs. Indiana (2/21/17)

Field Goals Made

- 17 -- Luka Garza at Michigan (12/6/19)
- 14 -- Keegan Murray vs. Maryland (1/3/22)**
14 -- Luka Garza vs. Oregon (3/22/21)
14 -- Luka Garza vs. Southern (11/27/20)
14 -- Luka Garza at Indiana (2/13/20)
- 13 -- Keegan Murray vs. W. Illinois (12/29/21)**
13 -- Keegan Murray vs. Utah State (12/18/21)
13 -- Luka Garza vs. Minnesota (1/10/21)
13 -- Luka Garza vs. Iowa State (12/11/20)
13 -- Luka Garza vs. Western Illinois (12/3/20)
13 -- Luka Garza vs. Penn State (1/4/20)

Field Goals Attempted

- 32 -- Luka Garza at Michigan (12/6/19)
- 28 -- Luka Garza vs. Penn State (2/29/20)
- 27 -- Luka Garza at Minnesota (12/25/20)
24 -- Devyn Marble vs. Wisconsin (1/5/14)
24 -- Peter Jok vs. Nebraska (1/5/17)

3-Point FG Made

- 10 -- Jordan Bohannon at Maryland (2/10/22) ***
- 8 -- Jordan Bohannon vs. Nebraska (3/4/21)
8 -- Peter Jok vs. Memphis (11/26/16)
8 -- Jordan Bohannon vs. Maryland (2/25/17)
- 7 -- Jordan Bohannon vs. N. Carolina (12/8/20)
7 -- Jordan Bohannon vs. N'western (2/25/18)
7 -- Jordan Bohannon vs Notre Dame (11/29/16)
7 -- Jordan Bohannon vs TCU (3/19/17)
7 -- Devyn Marble vs Oregon (3/18/12)
7 -- Matt Gatens vs Wisconsin (2/23/12)
7 -- Matt Gatens vs Indiana (2/19/12)

3-Point Field Goals Attempted

- 16 -- Jordan Bohannon at Maryland (2/10/22)**
16 -- Jordan Bohannon vs. N. Carolina (12/8/20)
- 15 -- Jordan Bohannon at Notre Dame (12/3/16)
- 14 -- Jordan Bohannon at Syracuse (12/3/19)
14 -- Jordan Bohannon vs. Savannah St. (12/22/18)
14 -- Jordan Bohannon vs. N'western (2/25/18)
- 12 -- Payton Sandfort vs. Alabama St (11/18/21)**
12 -- Jordan Bohannon vs. Nebraska (3/4/21)
12 -- Jordan Bohannon at Illinois (1/11/18)
12 -- Jordan Bohannon vs. Omaha (12/3/16)

Free Throws Made

- 22 -- Peter Jok vs. Indiana (2/21/17) *
- 14 -- Roy Devyn Marble vs. UNI (12/15/12)
14 -- Aaron White vs. Texas (11/20/14)
- 13 -- Tyler Cook vs. UAB (11/22/17)
13 -- Aaron White vs. Wisconsin (1/19/13)

Most Rebounds:

- 21 -- Keegan Murray vs. N.C. Central (11/16/21)**
- 18 -- Luka Garza vs. Wisconsin (1/27/20)
18 -- Luka Garza at Nebraska (1/7/20)
18 -- Adam Woodbury vs. Wisconsin (2/24/16)
- 17 -- Luka Garza at Minnesota (12/25/20)
17 -- Aaron White vs. Iowa State (12/13/13)

Most Assists

- 13 -- Jordan Bohannon vs. TCU (3/19/17)
- 12 -- Mike Gesell vs. Minnesota (2/14/16)
12 -- Mike Gesell vs. Coppin State (11/15/15)
- 11 -- Joe Toussaint vs. Alabama St (11/18/21)**
11 -- Jordan Bohannon vs. Wisconsin (1/23/18)
11 -- Jordan Bohannon vs. South Dakota (3/15/17)
11 -- Mike Gesell vs. Michigan (3/5/16)
11 -- Devyn Marble vs. Wisconsin (2/22/14)
11 -- Bryce Cartwright vs. Dayton (3/13/12)
- 10 -- Connor McCaffery at Maryland (1/7/21)
10 -- Jordan Bohannon vs. Minnesota (12/9/19)
10 -- Jordan Bohannon vs. Minnesota (1/30/18)
10 -- Jordan Bohannon vs. Ohio State (1/4/18)
10 -- Jordan Bohannon vs. Indiana (3/9/17)
10 -- Mike Gesell vs. Nebraska (1/5/16)
10 -- Mike Gesell vs. Tenn. Tech (12/22/15)

Most Steals

- 7 -- Eric May vs. SIUE (11/26/10)
- 6 -- Joe Toussaint at Maryland (1/7/21)
6 -- Jordan Bohannon vs. Pitt (11/27/18)
6 -- Roy Devyn Marble vs. Penn (11/22/13)
6 -- Eric May at Wake Forest (11/30/10)
- 5 -- Joe Toussaint vs. Kennesaw St (12/29/19)
5 -- Nicholas Baer vs. Drake (12/16/17)
5 -- Isaiah Moss vs. Indiana (3/9/17)
5 -- Jarryd Cole at Mich St (3/2/11)
5 -- Matt Gatens vs. Idaho St (12/4/10)
5 -- Aaron White vs. North Florida (12/22/14)
5 -- Mike Gesell at Penn State (2/28/15)

Most Blocks

- 7 -- Melsahn Basabe vs. Iowa St (12/10/10)
- 7 -- Gabriel Olasen vs. Illinois (3/5/13)
- 6 -- Nicholas Baer at Nebraska (1/5/17)
6 -- Jarrod Uthoff vs. Minnesota (2/14/16)
6 -- Jarrod Uthoff vs. Michigan State (12/29/15)
6 -- Nicholas Baer vs. Drake (12/19/15)
6 -- Melsahn Basabe vs. Ohio St (1/4/11)



Game 1 - Iowa 106, Longwood 73

Official Box Score
Longwood vs Iowa
 Game Totals - Final Statistics
 November 09, 2021 at Carver-Hawkeye Arena - Iowa City



| No. | Player | S | Pts | FG | 3FG | FT | OR | DR | TR | PF | A | TO | Bk | Stl | Min | + |
|---------------|--------------------|---|-----------|--------------|-------------|--------------|-----------|-----------|-----------|-----------|-----------|-----------|----------|----------|------------|-----|
| 01 | WILKINS, ISAIAH | G | 19 | 7-13 | 4-6 | 1-2 | 2 | 6 | 8 | 2 | 1 | 3 | 0 | 0 | 27 | -14 |
| 03 | WADE, DESHAUN | G | 5 | 1-7 | 1-4 | 2-2 | 1 | 3 | 4 | 2 | 1 | 1 | 0 | 1 | 25 | -22 |
| 04 | WATSON, ZAC | F | 4 | 1-2 | 0-0 | 2-2 | 0 | 1 | 1 | 4 | 0 | 1 | 0 | 0 | 16 | -20 |
| 11 | HILL, JUSTIN | G | 10 | 3-10 | 1-3 | 3-3 | 1 | 2 | 3 | 1 | 6 | 1 | 0 | 2 | 27 | -30 |
| 05 | GRANLUND, JESPER | F | 0 | 0-5 | 0-4 | 0-0 | 1 | 1 | 2 | 3 | 0 | 2 | 0 | 0 | 16 | -22 |
| 00 | NIKERIJIWE, LESLIE | F | 17 | 8-9 | 0-0 | 1-2 | 3 | 1 | 4 | 2 | 0 | 1 | 0 | 0 | 20 | -13 |
| 02 | LUTERAS, NATE | G | 3 | 1-8 | 1-5 | 0-0 | 0 | 1 | 1 | 0 | 1 | 0 | 0 | 1 | 18 | -15 |
| 05 | DARDEN, JAYLANI | G | 2 | 1-2 | 0-1 | 0-0 | 2 | 0 | 2 | 1 | 0 | 0 | 0 | 0 | 2 | -1 |
| 12 | PERKINS, JORDAN | G | 5 | 2-8 | 1-2 | 0-0 | 0 | 2 | 2 | 6 | 1 | 0 | 0 | 0 | 24 | -22 |
| 21 | HICKS, TREY | F | 2 | 1-2 | 0-0 | 0-1 | 1 | 0 | 1 | 1 | 0 | 1 | 0 | 0 | 2 | -1 |
| 22 | LACOUNT, GAKHARI | G | 0 | 0-1 | 0-1 | 0-0 | 0 | 0 | 0 | 0 | 0 | 0 | 0 | 0 | 2 | -1 |
| 23 | HOUSTON, D'AVIAN | G | 3 | 1-5 | 1-4 | 0-0 | 1 | 2 | 3 | 4 | 1 | 1 | 0 | 1 | 14 | -2 |
| 24 | O'CONNOR, CAMERON | G | 0 | 0-1 | 0-1 | 0-0 | 0 | 0 | 0 | 0 | 0 | 0 | 0 | 0 | 2 | -1 |
| 44 | WILLIAMS, C.J. | G | 3 | 0-1 | 0-1 | 3-4 | 2 | 1 | 3 | 0 | 1 | 0 | 0 | 0 | 2 | -1 |
| TEAM | | | | | | | 3 | 1 | 4 | 0 | 0 | | | | | |
| TOTALS | | | 73 | 26-74 | 9-32 | 12-16 | 17 | 21 | 38 | 22 | 17 | 12 | 0 | 5 | 199 | |

| Shooting By Period | FG | FG% | 3FG | 3FG% | FT | FT% | Deadball Rebounds: 2.0 |
|--------------------|--------------|--------------|-------------|--------------|--------------|--------------|-------------------------|
| 1st Half | 12-35 | 34% | 4-15 | 27% | 1-1 | 100% | Last FG: 2nd-00:06 |
| 2nd Half | 14-39 | 36% | 5-17 | 29% | 11-15 | 73% | Biggest Run: 7-0 |
| Game | 26-74 | 35.1% | 9-32 | 28.1% | 12-16 | 75.0% | Largest lead: By 0 at - |

| No. | Player | S | Pts | FG | 3FG | FT | OR | DR | TR | PF | A | TO | Bk | Stl | Min | + |
|---------------|--------------------|---|------------|--------------|--------------|--------------|-----------|-----------|-----------|-----------|-----------|----------|----------|----------|------------|----|
| 00 | REBRACA, FILIP | F | 2 | 1-3 | 0-0 | 0-0 | 0 | 5 | 5 | 1 | 1 | 1 | 0 | 0 | 16 | 29 |
| 02 | TOUSSAINT, JOE | G | 9 | 3-3 | 1-1 | 2-2 | 0 | 0 | 0 | 2 | 4 | 0 | 0 | 4 | 16 | 29 |
| 03 | BOHANNON, JORDAN | G | 18 | 6-8 | 6-8 | 0-0 | 0 | 0 | 0 | 1 | 1 | 0 | 0 | 1 | 17 | 37 |
| 15 | MURRAY, KEEGAN | F | 24 | 8-10 | 3-4 | 5-5 | 2 | 5 | 7 | 3 | 1 | 0 | 5 | 0 | 17 | 38 |
| 22 | MCCAFFERY, PATRICK | F | 11 | 3-6 | 0-3 | 5-6 | 0 | 4 | 4 | 0 | 4 | 2 | 0 | 0 | 22 | 29 |
| 04 | ULIS, AHRON | G | 6 | 3-4 | 0-0 | 0-0 | 2 | 2 | 4 | 3 | 5 | 1 | 0 | 0 | 20 | 1 |
| 11 | PERKINS, TONY | G | 6 | 1-7 | 0-2 | 4-4 | 1 | 4 | 5 | 3 | 2 | 2 | 1 | 0 | 19 | 8 |
| 13 | ASH, AUSTIN | G | 3 | 0-3 | 0-3 | 3-4 | 0 | 0 | 0 | 2 | 2 | 1 | 0 | 0 | 13 | -8 |
| 20 | SANDFORT, PAYTON | G | 3 | 3-10 | 2-7 | 0-0 | 1 | 1 | 2 | 1 | 2 | 0 | 0 | 0 | 16 | 3 |
| 24 | MURRAY, KRIS | F | 16 | 7-9 | 2-4 | 0-1 | 2 | 5 | 7 | 2 | 1 | 1 | 2 | 1 | 17 | 0 |
| 25 | LAKETA, LUC | G | 0 | 0-0 | 0-0 | 0-0 | 0 | 0 | 0 | 0 | 0 | 0 | 0 | 0 | 2 | 1 |
| 30 | MCCAFFERY, CONNOR | G | 3 | 1-1 | 1-1 | 0-0 | 1 | 6 | 7 | 0 | 0 | 0 | 0 | 0 | 14 | 3 |
| 44 | MULVEY, RILEY | C | 0 | 0-1 | 0-0 | 0-0 | 0 | 1 | 1 | 2 | 1 | 0 | 0 | 0 | 10 | -5 |
| TEAM | | | | | | | 0 | 1 | 0 | 0 | | | | | | |
| TOTALS | | | 106 | 36-65 | 15-33 | 19-22 | 10 | 33 | 43 | 20 | 24 | 8 | 8 | 6 | 199 | |

| Shooting By Period | FG | FG% | 3FG | 3FG% | FT | FT% | Deadball Rebounds: 1.0 |
|--------------------|--------------|--------------|--------------|--------------|--------------|--------------|----------------------------------|
| 1st Half | 19-33 | 58% | 8-16 | 50% | 10-11 | 91% | Last FG: 2nd-01:30 |
| 2nd Half | 17-32 | 53% | 7-17 | 41% | 9-11 | 82% | Biggest Run: 14-0 |
| Game | 36-65 | 55.4% | 15-33 | 45.5% | 19-22 | 86.4% | Largest lead: By 39 at 2nd-16:04 |

| Game Notes: | Score | 1st | 2nd | TOT | Points | LWD | U-I |
|---|--------------------------------------|-----|-------------------------|-----|--------------|-------|-------|
| Officials: Paul Szecel, Tim Stewart, Kevin Rahrer | LWD | 29 | 44 | 73 | In the Paint | 26 | 36 |
| Attendance: 929 | U-I | 56 | 50 | 106 | Off Turns | 14 | 17 |
| Start Time: 10:00 PM ET | LWD led for 0:00. U-I led for 39:35. | | Game was tied for 0:18. | | 2nd Chance | 18 | 17 |
| End Time: 12:01 AM ET | Times tied: 0 | | Lead Changes: 0 | | Fast Break | 2 | 22 |
| Game Duration: 1:55 | Per Poss | | 0.961 | | Bench | 35 | 42 |
| | | | 32/76 | | Per Poss | 1.493 | 45/71 |

Game 3 - Iowa 86, N.C. Central 69

Official Box Score
N.C. Central vs Iowa
 Game Totals - Final Statistics
 November 16, 2021 at Carver-Hawkeye Arena - Iowa City



| No. | Player | S | Pts | FG | 3FG | FT | OR | DR | TR | PF | A | TO | Bk | Stl | Min | + |
|---------------|------------------|---|-----------|--------------|-------------|-------------|----------|-----------|-----------|-----------|-----------|----------|----------|----------|------------|-----|
| 00 | CALDWELL, ALEX | G | 3 | 1-3 | 1-2 | 0-0 | 0 | 1 | 1 | 4 | 0 | 2 | 0 | 0 | 9 | -10 |
| 02 | MONROE, KRIS | F | 10 | 4-9 | 1-2 | 1-2 | 3 | 1 | 4 | 3 | 0 | 4 | 1 | 0 | 35 | -11 |
| 11 | MULTSBY, MAROUE | G | 12 | 5-11 | 2-3 | 0-0 | 0 | 8 | 8 | 4 | 3 | 0 | 1 | 31 | -2 | |
| 23 | BUTLER, CAMERON | C | 4 | 2-2 | 0-0 | 0-1 | 0 | 1 | 1 | 5 | 0 | 1 | 0 | 0 | 14 | -12 |
| 04 | MILLER, RANDY | G | 5 | 1-14 | 1-4 | 0-0 | 0 | 3 | 3 | 3 | 1 | 2 | 1 | 1 | 32 | -19 |
| 01 | HARRIS, JADARIUS | G | 0 | 0-1 | 0-1 | 0-0 | 0 | 0 | 0 | 2 | 0 | 0 | 0 | 0 | 4 | 4 |
| 03 | PRICE, ASANTI | F | 2 | 1-3 | 0-1 | 0-0 | 1 | 0 | 1 | 2 | 0 | 0 | 0 | 0 | 10 | -15 |
| 04 | KING, DONTAVIUS | F | 4 | 2-3 | 0-0 | 0-0 | 0 | 2 | 2 | 5 | 1 | 0 | 1 | 1 | 17 | 4 |
| 05 | WRIGHT, JUSTIN | G | 2 | 0-0 | 0-0 | 2-2 | 0 | 0 | 0 | 0 | 0 | 0 | 0 | 0 | 2 | 1 |
| 21 | BOONE, ERIC | G | 9 | 2-9 | 0-2 | 5-6 | 1 | 4 | 5 | 0 | 5 | 1 | 0 | 1 | 32 | -10 |
| 24 | FENNEL, NICOLAS | G | 8 | 4-4 | 0-0 | 0-1 | 2 | 3 | 5 | 2 | 1 | 5 | 0 | 1 | 15 | -15 |
| TEAM | | | | | | | 1 | 0 | 1 | 0 | | | | | | |
| TOTALS | | | 69 | 28-59 | 5-15 | 8-12 | 8 | 23 | 31 | 30 | 11 | 5 | 3 | 5 | 200 | |

| Shooting By Period | FG | FG% | 3FG | 3FG% | FT | FT% | Deadball Rebounds: 1.0 |
|--------------------|--------------|--------------|-------------|--------------|-------------|--------------|---------------------------------|
| 1st Half | 18-31 | 58% | 3-7 | 43% | 5-7 | 71% | Last FG: 2nd-05:15 |
| 2nd Half | 10-28 | 36% | 2-8 | 25% | 3-5 | 60% | Biggest Run: 7-0 |
| Game | 28-59 | 47.5% | 5-15 | 33.3% | 8-12 | 66.7% | Largest lead: By 2 at 1st-19:39 |

| No. | Player | S | Pts | FG | 3FG | FT | OR | DR | TR | PF | A | TO | Bk | Stl | Min | + |
|---------------|--------------------|---|-----------|--------------|-------------|--------------|-----------|-----------|-----------|-----------|-----------|----------|----------|----------|------------|----|
| 00 | REBRACA, FILIP | F | 8 | 2-2 | 0-0 | 4-7 | 4 | 2 | 6 | 4 | 0 | 1 | 0 | 0 | 24 | 12 |
| 02 | TOUSSAINT, JOE | G | 2 | 1-5 | 0-1 | 0-0 | 1 | 1 | 2 | 1 | 2 | 0 | 0 | 0 | 18 | -8 |
| 03 | BOHANNON, JORDAN | G | 7 | 1-10 | 1-9 | 4-4 | 0 | 2 | 2 | 0 | 1 | 0 | 0 | 0 | 25 | -1 |
| 15 | MURRAY, KEEGAN | F | 27 | 9-19 | 4-4 | 9-10 | 9 | 12 | 21 | 2 | 2 | 2 | 4 | 0 | 37 | 17 |
| 22 | MCCAFFERY, PATRICK | F | 15 | 4-11 | 1-4 | 6-6 | 1 | 0 | 1 | 0 | 1 | 2 | 0 | 0 | 23 | 5 |
| 04 | ULIS, AHRON | G | 12 | 2-5 | 1-1 | 7-8 | 0 | 3 | 3 | 1 | 4 | 2 | 0 | 1 | 22 | 25 |
| 11 | PERKINS, TONY | G | 13 | 4-7 | 2-3 | 3-4 | 1 | 1 | 2 | 1 | 1 | 0 | 0 | 3 | 20 | 27 |
| 13 | ASH, AUSTIN | G | 0 | 0-0 | 0-0 | 0-0 | 0 | 0 | 0 | 0 | 0 | 0 | 0 | 0 | 1 | -1 |
| 20 | SANDFORT, PAYTON | G | 0 | 0-1 | 0-1 | 0-0 | 0 | 1 | 1 | 0 | 0 | 0 | 0 | 0 | 9 | -3 |
| 23 | OGUNDELE, JOSH | C | 0 | 0-0 | 0-0 | 0-0 | 0 | 1 | 1 | 2 | 0 | 0 | 0 | 0 | 1 | 0 |
| 30 | MCCAFFERY, CONNOR | G | 2 | 0-1 | 0-1 | 2-2 | 0 | 1 | 1 | 3 | 3 | 1 | 0 | 1 | 21 | 12 |
| TEAM | | | | | | | 2 | 2 | 4 | 0 | | | | | | |
| TOTALS | | | 86 | 23-61 | 5-23 | 35-41 | 18 | 26 | 44 | 14 | 15 | 8 | 4 | 5 | 200 | |

| Shooting By Period | FG | FG% | 3FG | 3FG% | FT | FT% | Deadball Rebounds: 3.0 |
|--------------------|--------------|--------------|-------------|--------------|--------------|--------------|----------------------------------|
| 1st Half | 14-34 | 41% | 4-15 | 27% | 17-18 | 94% | Last FG: 2nd-02:36 |
| 2nd Half | 9-27 | 33% | 1-8 | 13% | 18-23 | 78% | Biggest Run: 15-0 |
| Game | 23-61 | 37.7% | 5-23 | 21.7% | 35-41 | 85.4% | Largest lead: By 19 at 2nd-01:44 |

| Game Notes: | Score | 1st | 2nd | TOT | Points | NCC | U-I |
|--|--------------------------------------|-----|-------------------------|-----|--------------|-------|-------|
| Officials: Bill Elk, Steve Munkins, Brian McNutt | NCC | 44 | 25 | 69 | In the Paint | 44 | 34 |
| Attendance: 9132 | U-I | 49 | 37 | 86 | Off Turns | 6 | 16 |
| Start Time: 09:05 PM ET | NCC led for 1:25. U-I led for 37:34. | | Game was tied for 0:01. | | 2nd Chance | 10 | 15 |
| End Time: 11:03 PM ET | Times tied: 7 | | Lead Changes: 11 | | Fast Break | 10 | 12 |
| Game Duration: 1:58 | Per Poss | | 1.000 | | Bench | 25 | 27 |
| | | | 32/69 | | Per Poss | 1.265 | 39/68 |

Game 2 - Iowa 89, Kansas City 57

Official Box Score
Kansas City vs Iowa
 Game Totals - Final Statistics
 November 12, 2021 at Carver-Hawkeye Arena - Iowa City



| No. | Player | S | Pts | FG | 3FG | FT | OR | DR | TR | PF | A | TO | Bk | Stl | Min | + |
|-----|-------------------|---|-----|------|-----|-----|----|----|----|----|---|----|----|-----|-----|---|
| 01 | GILYARD, II, EVAN | G | 6 | 3-12 | 0-4 | 0-0 | 0 | 1 | 1 | 2 | 3 | | | | | |

Game 5 - Iowa 109, Western Michigan 61

Official Box Score
Western Mich. vs Iowa
Game Totals -- Final Statistics
November 22, 2021 at Carver-Hawkeye Arena - Iowa City



Western Mich. 61

| No. | Player | S | Pts | FG | 3FG | FT | OR | DR | TR | PF | A | TO | Bk | Stl | Min | +/- |
|---------------|--------------------|---|-----------|--------------|-------------|------------|-----------|-----------|-----------|-----------|-----------|-----------|----------|----------|------------|-----|
| 00 | HASTINGS, MARKEESE | F | 0 | 0-5 | 0-1 | 0-0 | 2 | 4 | 6 | 2 | 2 | 1 | 0 | 0 | 15 | -15 |
| 02 | MARTIN, ADRIAN | G | 0 | 0-3 | 0-2 | 0-0 | 0 | 1 | 1 | 1 | 1 | 0 | 0 | 0 | 15 | -14 |
| 11 | NORMAN JR., LAMAR | G | 19 | 7-16 | 5-12 | 0-0 | 0 | 1 | 1 | 1 | 2 | 6 | 0 | 0 | 31 | -45 |
| 22 | WRIGHT, TITUS | C | 7 | 3-5 | 0-1 | 1-1 | 1 | 6 | 7 | 1 | 0 | 1 | 1 | 1 | 27 | -37 |
| 32 | SMITH, MACK | G | 12 | 4-5 | 0-0 | 4-4 | 1 | 5 | 6 | 2 | 5 | 4 | 1 | 0 | 24 | -22 |
| 01 | MCNILLAN, MILEEK | F | 3 | 1-3 | 1-2 | 0-0 | 0 | 1 | 1 | 4 | 0 | 1 | 0 | 1 | 14 | -11 |
| 12 | FREEMAN, JOSIAH | G | 4 | 2-5 | 0-3 | 0-0 | 0 | 1 | 1 | 0 | 0 | 2 | 0 | 1 | 20 | -32 |
| 14 | KIMBLE, CAMERON | G | 2 | 1-4 | 0-2 | 0-0 | 0 | 0 | 0 | 2 | 1 | 2 | 0 | 2 | 11 | -4 |
| 20 | LOBSINGER, OWEN | F | 2 | 1-4 | 0-1 | 0-0 | 2 | 3 | 5 | 3 | 1 | 2 | 0 | 0 | 16 | -25 |
| 21 | ETCHISON, GUS | G | 4 | 2-10 | 0-2 | 0-0 | 0 | 3 | 3 | 0 | 2 | 1 | 0 | 1 | 18 | -27 |
| 34 | KOLP, DANNY | F | 8 | 3-3 | 0-0 | 2-2 | 2 | 0 | 2 | 1 | 0 | 0 | 0 | 0 | 9 | -8 |
| | TEAM | | | | | | 5 | 0 | 5 | 0 | 4 | | | | | |
| TOTALS | | | 61 | 24-63 | 6-26 | 7-7 | 13 | 25 | 38 | 17 | 14 | 24 | 2 | 6 | 199 | |

| Shooting By Period | FG | FG% | 3FG | 3FG% | FT | FT% | Deadball Rebounds: 0.0 |
|--------------------|--------------|--------------|-------------|--------------|------------|---------------|---------------------------------|
| 1st Half | 8-27 | 30% | 2-14 | 14% | 2-2 | 100% | Last FG: 2nd-00:18 |
| 2nd Half | 16-36 | 44% | 4-12 | 33% | 5-5 | 100% | Biggest Run: 6-0 |
| Game | 24-63 | 38.1% | 6-26 | 23.1% | 7-7 | 100.0% | Largest lead: By 2 at 1st-19:16 |

Iowa 109

| No. | Player | S | Pts | FG | 3FG | FT | OR | DR | TR | PF | A | TO | Bk | Stl | Min | +/- |
|---------------|-------------------|---|------------|--------------|--------------|--------------|-----------|-----------|-----------|----------|-----------|----------|----------|-----------|------------|-----|
| 00 | REBRACA, FILIP | F | 6 | 2-5 | 0-1 | 2-2 | 2 | 3 | 5 | 1 | 0 | 1 | 0 | 1 | 18 | 19 |
| 02 | TOUSSAINT, JOE | G | 6 | 3-6 | 0-0 | 0-0 | 0 | 1 | 1 | 2 | 4 | 1 | 0 | 3 | 17 | 18 |
| 03 | BOHANNON, JORDAN | G | 5 | 2-7 | 1-5 | 0-0 | 0 | 0 | 0 | 1 | 3 | 1 | 0 | 3 | 19 | 20 |
| 15 | MURRAY, KEEGAN | F | 29 | 10-14 | 2-4 | 7-9 | 3 | 3 | 6 | 0 | 0 | 0 | 3 | 2 | 21 | 21 |
| 30 | MCCAFFERY, CONNOR | G | 0 | 0-3 | 0-3 | 0-0 | 0 | 2 | 2 | 1 | 2 | 0 | 0 | 0 | 22 | 32 |
| 04 | ULIS, AHRON | G | 2 | 1-4 | 0-0 | 0-0 | 0 | 2 | 2 | 0 | 8 | 2 | 0 | 1 | 19 | 23 |
| 11 | PERKINS, TONY | G | 15 | 5-6 | 1-1 | 4-4 | 0 | 0 | 0 | 2 | 1 | 0 | 0 | 2 | 17 | 31 |
| 13 | ASH, AUSTIN | G | 4 | 2-5 | 0-1 | 0-0 | 0 | 1 | 0 | 1 | 2 | 1 | 0 | 0 | 8 | 6 |
| 20 | SANDFORT, PAYTON | G | 19 | 6-10 | 5-7 | 2-2 | 1 | 2 | 3 | 0 | 0 | 0 | 1 | 1 | 16 | 28 |
| 24 | MURRAY, KRIS | F | 12 | 3-6 | 2-3 | 4-4 | 1 | 7 | 8 | 1 | 0 | 0 | 1 | 2 | 23 | 30 |
| 25 | LAKETA, LUC | G | 3 | 1-1 | 1-1 | 0-0 | 0 | 0 | 0 | 0 | 0 | 0 | 1 | 6 | 1 | 1 |
| 44 | MULVEY, RILEY | C | 8 | 3-5 | 0-0 | 2-2 | 2 | 2 | 4 | 1 | 0 | 1 | 0 | 0 | 13 | 11 |
| | TEAM | | | | | | 1 | 4 | 5 | 0 | 0 | | | | | |
| TOTALS | | | 109 | 38-72 | 12-26 | 21-23 | 11 | 26 | 37 | 9 | 20 | 7 | 6 | 15 | 199 | |

| Shooting By Period | FG | FG% | 3FG | 3FG% | FT | FT% | Deadball Rebounds: 0.0 |
|--------------------|--------------|--------------|--------------|--------------|--------------|--------------|----------------------------------|
| 1st Half | 16-31 | 52% | 7-12 | 58% | 10-11 | 91% | Last FG: 2nd-01:20 |
| 2nd Half | 22-41 | 54% | 5-14 | 36% | 11-12 | 92% | Biggest Run: 13-0 |
| Game | 38-72 | 52.8% | 12-26 | 46.2% | 21-23 | 91.3% | Largest lead: By 54 at 2nd-02:10 |

| Game Notes: | Score | 1st | 2nd | TOT | Points | WMU | IUJ |
|---|-------|-----|-----|-----|--------------|-------|-------|
| Officials: Rob Riley, Brooks Wells, Ed Phillips | WMU | 20 | 41 | 61 | In the Paint | 30 | 50 |
| Attendance: 10044 | U-I | 49 | 60 | 109 | Off Turns | 6 | 36 |
| Start Time: 08:33 PM ET | | | | | 2nd Chance | 10 | 14 |
| End Time: 10:17 PM ET | | | | | Fast Break | 12 | 31 |
| Game Duration: 1:44 | | | | | Bench | 23 | 63 |
| | | | | | Per Poss | 0.772 | 1.434 |
| | | | | | | 27/79 | 47/76 |

WMU led for 0:56. IUJ led for 37:17.
Game was tied for 1:31.
Times tied: 1 Lead Changes: 1

Game 6 - Iowa 85, Portland State 51

Official Box Score
Portland St. vs Iowa
Game Totals -- Final Statistics
November 26, 2021 at Carver-Hawkeye Arena - Iowa City



Portland St. 51

| No. | Player | S | Pts | FG | 3FG | FT | OR | DR | TR | PF | A | TO | Bk | Stl | Min | +/- |
|---------------|---------------------|---|-----------|--------------|-------------|------------|-----------|-----------|-----------|-----------|-----------|-----------|----------|----------|------------|-----|
| 01 | JEAN-MARIE, JAMES | F | 7 | 3-10 | 0-0 | 1-2 | 11 | 4 | 15 | 3 | 1 | 5 | 1 | 0 | 33 | -27 |
| 05 | CARTER III, MICHAEL | G | 8 | 3-7 | 2-5 | 0-0 | 1 | 1 | 2 | 1 | 4 | 3 | 1 | 1 | 30 | -20 |
| 22 | RUFFIN, MARLON | G | 18 | 7-14 | 1-6 | 3-4 | 0 | 4 | 4 | 2 | 1 | 2 | 0 | 2 | 31 | -25 |
| 23 | THOMAS, KHALID | F | 11 | 5-13 | 0-5 | 1-1 | 1 | 8 | 9 | 3 | 1 | 2 | 0 | 1 | 27 | -16 |
| 55 | STARKS, MIKAL | G | 0 | 0-5 | 0-3 | 0-0 | 0 | 1 | 1 | 2 | 0 | 4 | 0 | 0 | 22 | -21 |
| 02 | BURKE, IAN | G | 2 | 1-2 | 0-0 | 0-0 | 1 | 0 | 1 | 0 | 0 | 0 | 0 | 0 | 11 | -12 |
| 03 | BUKLEY, EZEKIEL | G | 3 | 1-5 | 0-3 | 0-0 | 0 | 3 | 3 | 0 | 2 | 5 | 0 | 0 | 17 | -12 |
| 04 | DAWSON, PARIS | G | 2 | 0-3 | 0-2 | 2-2 | 0 | 1 | 1 | 1 | 0 | 0 | 0 | 0 | 9 | -10 |
| 10 | CURTISS, HAYDEN | F | 0 | 0-0 | 0-0 | 0-0 | 0 | 1 | 1 | 0 | 0 | 0 | 0 | 0 | 3 | -7 |
| 12 | WOOD, TROY | F | 0 | 0-3 | 0-2 | 0-0 | 1 | 0 | 1 | 0 | 0 | 1 | 0 | 0 | 2 | -5 |
| 15 | NELSON, GIO | G | 0 | 0-1 | 0-1 | 0-0 | 0 | 0 | 0 | 2 | 0 | 0 | 0 | 0 | 2 | -5 |
| 32 | EYMAN, JACOB | C | 0 | 0-1 | 0-0 | 0-0 | 0 | 0 | 0 | 3 | 0 | 1 | 0 | 2 | 14 | -10 |
| | TEAM | | | | | | 1 | 0 | 1 | 0 | 0 | | | | | |
| TOTALS | | | 51 | 20-65 | 4-27 | 7-9 | 16 | 23 | 39 | 17 | 10 | 23 | 2 | 8 | 199 | |

| Shooting By Period | FG | FG% | 3FG | 3FG% | FT | FT% | Deadball Rebounds: 1.0 |
|--------------------|--------------|--------------|-------------|--------------|------------|--------------|---------------------------------|
| 1st Half | 8-28 | 29% | 2-13 | 15% | 2-2 | 100% | Last FG: 2nd-02:22 |
| 2nd Half | 12-37 | 32% | 2-14 | 14% | 5-7 | 71% | Biggest Run: 7-0 |
| Game | 20-65 | 30.8% | 4-27 | 14.8% | 7-9 | 77.8% | Largest lead: By 0 at 2nd-00:04 |

Iowa 85

| No. | Player | S | Pts | FG | 3FG | FT | OR | DR | TR | PF | A | TO | Bk | Stl | Min | +/- | |
|---------------|--------------------|---|-----------|--------------|-------------|--------------|-----------|-----------|-----------|-----------|-----------|-----------|----------|-----------|------------|-----|----|
| 00 | REBRACA, FILIP | F | 5 | 2-5 | 0-0 | 1-2 | 2 | 7 | 9 | 1 | 0 | 3 | 2 | 1 | 17 | 11 | |
| 02 | TOUSSAINT, JOE | G | 2 | 1-4 | 0-0 | 0-0 | 0 | 0 | 0 | 2 | 3 | 0 | 3 | 1 | 13 | 8 | |
| 03 | BOHANNON, JORDAN | G | 5 | 1-4 | 0-3 | 3-3 | 0 | 0 | 0 | 0 | 1 | 0 | 0 | 0 | 1 | 25 | 18 |
| 15 | MURRAY, KEEGAN | F | 23 | 10-16 | 1-5 | 2-2 | 3 | 6 | 9 | 1 | 0 | 0 | 1 | 2 | 27 | 17 | |
| 22 | MCCAFFERY, PATRICK | F | 14 | 5-10 | 1-3 | 3-3 | 0 | 2 | 2 | 0 | 1 | 1 | 0 | 1 | 20 | 16 | |
| 04 | ULIS, AHRON | G | 0 | 0-1 | 0-0 | 0-0 | 0 | 2 | 2 | 1 | 0 | 2 | 0 | 0 | 12 | 15 | |
| 11 | PERKINS, TONY | G | 10 | 4-6 | 0-0 | 2-2 | 1 | 1 | 2 | 2 | 0 | 2 | 0 | 0 | 13 | 12 | |
| 13 | ASH, AUSTIN | G | 8 | 3-3 | 2-2 | 0-0 | 1 | 1 | 2 | 0 | 0 | 0 | 0 | 0 | 5 | 6 | |
| 20 | SANDFORT, PAYTON | G | 4 | 1-5 | 0-4 | 2-2 | 1 | 1 | 2 | 1 | 2 | 1 | 2 | 0 | 20 | 18 | |
| 23 | OGUNDELE, JOSH | C | 1 | 0-1 | 0-0 | 1-3 | 1 | 1 | 2 | 0 | 0 | 0 | 0 | 2 | 4 | 4 | |
| 24 | MURRAY, KRIS | F | 13 | 5-9 | 2-2 | 1-2 | 3 | 6 | 9 | 1 | 2 | 1 | 0 | 1 | 20 | 18 | |
| 25 | LAKETA, LUC | G | 0 | 0-1 | 0-0 | 0-0 | 1 | 0 | 1 | 0 | 0 | 0 | 0 | 0 | 2 | 5 | |
| 30 | MCCAFFERY, CONNOR | G | 0 | 0-1 | 0-0 | 0-0 | 0 | 3 | 3 | 2 | 7 | 0 | 0 | 2 | 19 | 17 | |
| 44 | MULVEY, RILEY | C | 0 | 0-0 | 0-0 | 0-0 | 0 | 0 | 0 | 0 | 0 | 0 | 0 | 0 | 2 | 5 | |
| | TEAM | | | | | | 0 | 3 | 3 | 0 | 0 | | | | | | |
| TOTALS | | | 85 | 32-66 | 6-19 | 15-19 | 13 | 30 | 43 | 12 | 15 | 13 | 4 | 11 | 199 | | |

| Shooting By Period | FG | FG% | 3FG | 3FG% | FT | FT% | Deadball Rebounds: 2.0 |
|--------------------|--------------|--------------|-------------|--------------|--------------|--------------|----------------------------------|
| 1st Half | 12-33 | 36% | 2-9 | 22% | 5-6 | 83% | Last FG: 2nd-01:26 |
| 2nd Half | 20-33 | 61% | 4-10 | 40% | 10-13 | 77% | Biggest Run: 10-0 |
| Game | 32-66 | 48.5% | 6-19 | 31.6% | 15-19 | 78.9% | Largest lead: By 34 at 2nd-00:34 |

| Game Notes: | Score | 1st | 2nd | TOT | Points | PSU | IUJ |
|--|-------|-----|-----|-----|--------------|-------|-------|
| Officials: Donnie Eppley, John Floyd, King Whetstone | PSU | 20 | 31 | 51 | In the Paint | 22 | 46 |
| Attendance: 11756 | U-I | 31 | 54 | 85 | Off Turns | 17 | 23 |
| Start Time: 07:01 PM ET | | | | | 2nd Chance | 9 | 17 |
| End Time: 08:46 PM ET | | | | | Fast Break | 6 | 20 |
| Game Duration: 1:45 | | | | | Bench | 7 | 36 |
| | | | | | Per Poss | 0.689 | 1.197 |
| | | | | | | 23/74 | 39/71 |

PSU led for 0:06. IUJ led for 39:02.
Game was tied for 0:41.
Times tied: 0 Lead Changes: 0

Game 7 - Iowa 75, Virginia 74

Official Box Score
Iowa vs Virginia
Game Totals -- Final Statistics
November 29, 2021 at John Paul Jones Arena - Charlottesville



Iowa 75

| No. | Player | S | Pts | FG | 3FG | FT | OR | DR | TR | PF | A | TO | Bk | Stl | Min | +/- |
|-----|--------------------|---|-----|------|-----|-----|----|----|----|----|---|----|----|-----|-----|-----|
| 00 | REBRACA, FILIP | F | 8 | 4-4 | 0-0 | 0-3 | 2 | 1 | 3 | 2 | 0 | 0 | 0 | 0 | 28 | 7 |
| 02 | TOUSSAINT, JOE | G | 10 | 4-7 | 0-1 | 2-2 | 0 | 3 | 3 | 2 | 0 | 0 | 0 | 0 | 26 | 4 |
| 03 | BOHANNON, JORDAN | G | 20 | 7-12 | 6-9 | 0-0 | 0 | 1 | 1 | 3 | 2 | 0 | 0 | 0 | 31 | -1 |
| 15 | MURRAY, KEEGAN | F | 18 | 7-13 | 1-4 | 3-5 | 2 | 7 | 9 | 1 | 3 | 2 | 1 | 0 | 36 | -7 |
| 22 | MCCAFFERY, PATRICK | F | 7 | 3-6 | 1-1 | 0-0 | 1 | 2 | 3 | 0 | 3 | 0 | 1 | 1 | 24 | -1 |
| 04 | ULIS, AHRON | G | 2 | 1-2 | 0-0 | 0-0 | 0 | 2 | 2 | 0 | 2 | 0 | 0 | 0 | 13 | 7 |
| 11 | PERKINS, T | | | | | | | | | | | | | | | |

Game 9 - Illinois 87, Iowa 83

Official Box Score
Illinois vs Iowa
 Game Totals -- Final Statistics
 December 06, 2021 at Carver-Hawkeye Arena - Iowa City, IA



| No. | Player | S | Pts | FG | 3FG | FT | OR | DR | TR | PF | A | TO | Bk | Stl | Min | +/- |
|---------------|---------------------------|---|-----------|--------------|--------------|--------------|-----------|-----------|-----------|-----------|-----------|-----------|----------|----------|------------|-----|
| 01 | FRAZIER, TRENT | G | 18 | 5-9 | 3-5 | 5-6 | 2 | 6 | 8 | 0 | 2 | 5 | 0 | 0 | 37 | 11 |
| 11 | PLUMMER, ALFONSO | G | 21 | 6-11 | 4-8 | 5-5 | 0 | 2 | 2 | 4 | 1 | 2 | 0 | 0 | 33 | 9 |
| 20 | WILLIAMS, DAMONTE | G | 3 | 1-2 | 0-0 | 1-1 | 2 | 2 | 4 | 3 | 6 | 2 | 0 | 1 | 30 | -7 |
| 21 | COCKBURN, KOFI | G | 17 | 6-12 | 0-0 | 5-6 | 5 | 13 | 18 | 3 | 0 | 1 | 0 | 0 | 30 | -6 |
| 33 | HAWKINS, COLEMAN | F | 7 | 2-8 | 0-2 | 3-4 | 2 | 5 | 7 | 5 | 3 | 0 | 1 | 0 | 24 | 0 |
| 03 | GRANDISON, JACOB | F | 21 | 6-14 | 4-9 | 5-6 | 2 | 1 | 3 | 1 | 2 | 0 | 0 | 0 | 30 | 7 |
| 04 | PAYNE, OMAR | F | 0 | 0-0 | 0-0 | 0-0 | 0 | 0 | 0 | 2 | 0 | 1 | 0 | 0 | 1 | 0 |
| 10 | GOODE, LUKE | G | 0 | 0-1 | 0-1 | 0-0 | 0 | 2 | 2 | 0 | 0 | 0 | 0 | 0 | 6 | -5 |
| 13 | BOSMANS-VERDONK, BENJAMIN | F | 0 | 0-2 | 0-0 | 0-0 | 3 | 0 | 3 | 1 | 0 | 0 | 0 | 0 | 9 | 3 |
| TEAM | | | | | | | 3 | 2 | 5 | 0 | 4 | | | | | |
| TOTALS | | | 87 | 26-59 | 11-25 | 24-28 | 19 | 33 | 52 | 19 | 16 | 18 | 0 | 4 | 200 | |

| Shooting By Period | FG | FG% | 3FG | 3FG% | FT | FT% | Deadball Rebounds: 4.0 |
|--------------------|--------------|--------------|--------------|--------------|--------------|--------------|----------------------------------|
| 1st Half | 14-33 | 42% | 8-18 | 44% | 3-4 | 75% | Last FG: 2nd-01:20 |
| 2nd Half | 12-26 | 46% | 3-7 | 43% | 21-24 | 88% | Biggest Run: 10-0 |
| Game | 26-59 | 44.1% | 11-25 | 44.0% | 24-28 | 85.7% | Largest lead: By 15 at 2nd-08:57 |

| No. | Player | S | Pts | FG | 3FG | FT | OR | DR | TR | PF | A | TO | Bk | Stl | Min | +/- |
|---------------|--------------------|---|-----------|--------------|-------------|--------------|----------|-----------|-----------|-----------|-----------|----------|----------|----------|------------|-----|
| 00 | REBRACA, FILIP | F | 3 | 1-4 | 0-1 | 1-2 | 2 | 6 | 8 | 4 | 2 | 1 | 0 | 0 | 21 | -1 |
| 02 | TOUSSAINT, JOE | G | 2 | 1-7 | 0-2 | 0-0 | 2 | 0 | 2 | 1 | 3 | 1 | 0 | 1 | 16 | -11 |
| 03 | BOHANNON, JORDAN | G | 4 | 2-5 | 0-1 | 0-0 | 0 | 0 | 0 | 2 | 1 | 1 | 0 | 0 | 17 | -15 |
| 15 | MURRAY, KEEGAN | F | 19 | 7-15 | 1-4 | 4-7 | 1 | 1 | 2 | 1 | 0 | 1 | 2 | 3 | 30 | -11 |
| 22 | MCCAFFERY, PATRICK | F | 12 | 5-11 | 2-2 | 0-1 | 1 | 1 | 2 | 1 | 0 | 0 | 0 | 0 | 24 | -10 |
| 04 | ULIS, AHRON | G | 11 | 3-6 | 1-2 | 4-4 | 0 | 0 | 0 | 4 | 7 | 0 | 0 | 3 | 24 | 9 |
| 11 | PERKINS, TONY | G | 16 | 6-8 | 2-3 | 2-3 | 0 | 0 | 0 | 3 | 0 | 0 | 0 | 1 | 24 | 11 |
| 20 | SANDFORT, PAYTON | G | 5 | 2-3 | 1-2 | 0-0 | 1 | 0 | 1 | 0 | 0 | 0 | 1 | 0 | 10 | 7 |
| 23 | OGUNDELE, JOSH | C | 0 | 0-0 | 0-0 | 0-0 | 0 | 0 | 0 | 0 | 0 | 0 | 0 | 2 | -8 | |
| 24 | MURRAY, KRIS | F | 8 | 3-8 | 0-3 | 2-2 | 2 | 3 | 5 | 2 | 2 | 0 | 0 | 0 | 17 | 5 |
| 30 | MCCAFFERY, CONNOR | G | 3 | 1-2 | 1-2 | 0-0 | 0 | 0 | 0 | 3 | 1 | 0 | 0 | 1 | 15 | 4 |
| TEAM | | | | | | | 0 | 3 | 3 | 0 | 0 | | | | | |
| TOTALS | | | 83 | 31-69 | 8-22 | 13-19 | 9 | 14 | 23 | 21 | 16 | 4 | 5 | 9 | 200 | |

| Shooting By Period | FG | FG% | 3FG | 3FG% | FT | FT% | Deadball Rebounds: 2.0 |
|--------------------|--------------|--------------|-------------|--------------|--------------|--------------|---------------------------------|
| 1st Half | 15-32 | 47% | 4-12 | 33% | 2-3 | 67% | Last FG: 2nd-00:01 |
| 2nd Half | 16-37 | 43% | 4-10 | 40% | 11-16 | 69% | Biggest Run: 14-0 |
| Game | 31-69 | 44.9% | 8-22 | 36.4% | 13-19 | 68.4% | Largest lead: By 9 at 1st-05:58 |

| Game Notes: | Score | 1st | 2nd | TOT | Points | ILL | IU |
|--|-------|-----|-----|-----|--------------|-------|-------|
| Officials: B.J. Carstensen, Lewis Garrison, Eric Curry | ILL | 39 | 48 | 87 | In the Paint | 26 | 42 |
| Start Time: 07:01 PM ET | ILL | 36 | 47 | 83 | Off Turns | 8 | 26 |
| Conference Game: | | | | | 2nd Chance | 24 | 11 |
| | | | | | Fast Break | 2 | 17 |
| | | | | | Bench | 21 | 43 |
| | | | | | Per Poss | 1.243 | 1.203 |
| | | | | | | 37/70 | 38/69 |

Game 11 - Iowa 94, Utah State 75

Official Box Score
Utah State vs Iowa
 Game Totals -- Final Statistics
 December 19, 2021 at Sanford Pentagon



| No. | Player | S | Pts | FG | 3FG | FT | OR | DR | TR | PF | A | TO | Bk | Stl | Min | +/- |
|---------------|--------------------|---|-----------|--------------|-------------|--------------|----------|-----------|-----------|-----------|-----------|-----------|----------|----------|------------|-----|
| 04 | HORWATH, BRANDON | F | 18 | 6-11 | 3-5 | 3-8 | 0 | 6 | 6 | 1 | 2 | 3 | 0 | 0 | 30 | -16 |
| 05 | EYTLER-ROCK, RJ | G | 4 | 0-4 | 0-3 | 4-4 | 0 | 1 | 1 | 2 | 2 | 0 | 0 | 0 | 25 | -20 |
| 15 | JONES, RYLAN | G | 5 | 2-6 | 0-0 | 1-2 | 0 | 1 | 1 | 4 | 5 | 2 | 0 | 1 | 23 | -9 |
| 22 | MILLER, BROCK | G | 8 | 3-5 | 1-3 | 1-2 | 0 | 3 | 3 | 2 | 1 | 3 | 0 | 0 | 29 | -21 |
| 34 | BEAN, JUSTIN | F | 17 | 7-9 | 1-2 | 2-2 | 0 | 2 | 2 | 4 | 4 | 2 | 0 | 2 | 29 | -18 |
| 03 | ASHWORTH, STEVEN | G | 6 | 2-7 | 2-6 | 0-0 | 0 | 1 | 1 | 3 | 4 | 2 | 0 | 0 | 26 | -15 |
| 11 | SHULGA, MAX | G | 7 | 1-2 | 1-2 | 4-4 | 0 | 2 | 2 | 1 | 0 | 0 | 0 | 1 | 13 | 5 |
| 12 | ZAPALA, SZYMON | C | 2 | 1-1 | 0-0 | 0-2 | 1 | 2 | 3 | 0 | 0 | 0 | 1 | 0 | 2 | 4 |
| 21 | THELLESEN, NORBERT | F | 0 | 0-1 | 0-1 | 0-0 | 0 | 0 | 0 | 0 | 0 | 0 | 0 | 0 | 5 | 7 |
| 24 | HAMODA, ZEE | F | 4 | 2-3 | 0-1 | 0-0 | 0 | 2 | 3 | 0 | 0 | 0 | 0 | 0 | 8 | 1 |
| 32 | DORIUS, TREVIN | C | 4 | 1-2 | 0-0 | 2-2 | 1 | 3 | 4 | 2 | 0 | 0 | 0 | 0 | 10 | -13 |
| TEAM | | | | | | | 0 | 0 | 0 | 0 | 0 | | | | | |
| TOTALS | | | 75 | 25-51 | 8-23 | 17-24 | 2 | 21 | 23 | 19 | 18 | 14 | 1 | 4 | 200 | |

| Shooting By Period | FG | FG% | 3FG | 3FG% | FT | FT% | Deadball Rebounds: 4.0 |
|--------------------|--------------|--------------|-------------|--------------|--------------|--------------|--|
| 1st Half | 16-30 | 53% | 6-13 | 46% | 5-6 | 83% | Last FG: 2nd-01:24 |
| 2nd Half | 9-21 | 43% | 2-10 | 20% | 12-18 | 67% | Largest lead: By 4 at |
| Game | 25-51 | 49.0% | 8-23 | 34.8% | 17-24 | 70.8% | Technical Fouls: #0 TEAM @ 2nd - 10:22 |

| No. | Player | S | Pts | FG | 3FG | FT | OR | DR | TR | PF | A | TO | Bk | Stl | Min | +/- |
|---------------|--------------------|---|-----------|--------------|-------------|--------------|-----------|-----------|-----------|-----------|----------|----------|-----------|------------|-----|-----|
| 00 | REBRACA, FILIP | F | 7 | 3-5 | 0-0 | 1-2 | 1 | 3 | 4 | 3 | 0 | 1 | 1 | 0 | 21 | -2 |
| 02 | TOUSSAINT, JOE | G | 4 | 2-2 | 0-0 | 0-0 | 1 | 0 | 1 | 2 | 2 | 3 | 0 | 0 | 19 | 1 |
| 03 | BOHANNON, JORDAN | G | 11 | 4-7 | 2-5 | 1-1 | 0 | 1 | 1 | 3 | 2 | 1 | 0 | 1 | 22 | 18 |
| 15 | MURRAY, KEEGAN | F | 35 | 13-17 | 2-5 | 7-8 | 3 | 4 | 7 | 1 | 1 | 1 | 1 | 2 | 29 | 22 |
| 22 | MCCAFFERY, PATRICK | F | 12 | 5-9 | 1-3 | 1-2 | 0 | 6 | 6 | 1 | 3 | 1 | 0 | 2 | 22 | 20 |
| 04 | ULIS, AHRON | G | 4 | 1-4 | 0-1 | 2-2 | 1 | 3 | 4 | 0 | 4 | 2 | 0 | 2 | 19 | 22 |
| 11 | PERKINS, TONY | G | 2 | 0-5 | 0-4 | 2-2 | 0 | 3 | 3 | 2 | 4 | 0 | 1 | 2 | 18 | 1 |
| 13 | ASH, AUSTIN | G | 0 | 0-2 | 0-2 | 0-0 | 0 | 0 | 0 | 0 | 0 | 0 | 0 | 0 | 3 | -4 |
| 20 | SANDFORT, PAYTON | G | 0 | 0-3 | 0-1 | 0-0 | 1 | 2 | 3 | 4 | 1 | 0 | 0 | 0 | 8 | -9 |
| 23 | OGUNDELE, JOSH | C | 2 | 1-1 | 0-0 | 0-0 | 0 | 0 | 0 | 0 | 0 | 0 | 0 | 0 | 2 | -4 |
| 24 | MURRAY, KRIS | F | 17 | 6-8 | 3-4 | 2-4 | 2 | 2 | 4 | 3 | 2 | 0 | 1 | 2 | 19 | 20 |
| 30 | MCCAFFERY, CONNOR | G | 0 | 0-1 | 0-1 | 0-0 | 0 | 1 | 1 | 2 | 0 | 0 | 0 | 0 | 16 | 14 |
| 44 | MULVEY, RILEY | C | 0 | 0-0 | 0-0 | 0-0 | 0 | 0 | 0 | 0 | 0 | 0 | 0 | 0 | 2 | -4 |
| TEAM | | | | | | | 1 | 0 | 1 | 0 | | | | | | |
| TOTALS | | | 94 | 35-64 | 8-26 | 16-21 | 10 | 25 | 35 | 21 | 9 | 4 | 11 | 200 | | |

| Shooting By Period | FG | FG% | 3FG | 3FG% | FT | FT% | Deadball Rebounds: 2.0 |
|--------------------|--------------|--------------|-------------|--------------|--------------|--------------|--|
| 1st Half | 20-29 | 69% | 3-8 | 38% | 8-10 | 80% | Last FG: 2nd-00:57 |
| 2nd Half | 15-35 | 43% | 5-18 | 28% | 8-11 | 73% | Largest lead: By 29 at |
| Game | 35-64 | 54.7% | 8-26 | 30.8% | 16-21 | 76.2% | Technical Fouls: #0 TEAM @ 1st - 17:32 |

| Game Notes: | Score | 1st | 2nd | TOT | Points | USU | UI |
|---|-------|-----|-----|-----|--------------|-------|-------|
| Officials: Kelly Pfeifer, Rob Kueneman, Larry Scortitto | USU | 43 | 32 | 75 | In the Paint | 28 | 48 |
| Start Time: 02:30 AM | UI | 51 | 43 | 94 | Off Turns | 3 | 18 |
| Neutral Court: | | | | | 2nd Chance | 6 | 0 |
| | | | | | Fast Break | 2 | 20 |
| | | | | | Bench | 23 | 25 |
| | | | | | Per Poss | 1.027 | 1.324 |
| | | | | | | 34/73 | 43/71 |

Game 10 - #17 Iowa State 73, Iowa 53

Official Box Score
Iowa vs #17 Iowa State
 Game Totals -- Final Statistics
 December 09, 2021 at James H. Hilton Coliseum - Ames, Iowa

| No. | Player | S | Pts | FG | 3FG | FT | OR | DR | TR | PF | A | TO | Bk | Stl | Min | +/- |
|-----|--------------------|---|-----|------|-----|-----|----|----|----|----|---|----|----|-----|-----|-----|
| 00 | REBRACA, FILIP | F | 7 | 2-3 | 0-0 | 3-4 | 1 | 3 | 4 | 3 | 1 | 2 | 0 | 0 | 21 | -13 |
| 02 | TOUSSAINT, JOE | G | 0 | 0-1 | 0-0 | 0-0 | 0 | 1 | 1 | 1 | 0 | 1 | 0 | 0 | 12 | -8 |
| 03 | BOHANNON, JORDAN | G | 17 | 4-12 | 3-8 | 6-6 | 1 | 1 | 2 | 2 | 0 | 2 | 0 | 0 | 31 | -10 |
| 15 | MURRAY, KEEGAN | F | 9 | 4-17 | 1-6 | 0-0 | 6 | 1 | 7 | 3 | 1 | 1 | 2 | 3 | 37 | -15 |
| 22 | MCCAFFERY, PATRICK | F | 7 | 2-9 | 1-5 | 2-2 | 0 | 4 | 4 | 1 | 1 | 1 | 0 | 1 | 26 | -7 |
| 04 | ULIS, AHRON | G | 0 | 0-2 | 0-0 | 0-0 | 0 | 2 | 2 | 1 | 4 | 2 | 0 | 1 | 15 | 0 |
| 11 | | | | | | | | | | | | | | | | |

Game 13 - Iowa 92, Western Illinois 71

Official Box Score
Western Ill. vs Iowa
Game Totals -- Final Statistics
December 29, 2021 at Carver-Hawkeye Arena - Iowa City



| No. | Player | S | Pts | FG | 3FG | FT | OR | DR | TR | PF | A | TBk | Stl | Min | +/- | |
|---------------|------------------|---|-----------|--------------|-------------|------------|-----------|-----------|-----------|-----------|----------|----------|----------|----------|------------|-----|
| 02 | PEARSON, TAMELL | F | 4 | 2-4 | 0-0 | 0-0 | 2 | 2 | 4 | 2 | 1 | 3 | 0 | 1 | 33 | -22 |
| 05 | MASSNER, TRENTON | G | 20 | 9-17 | 0-4 | 2-2 | 0 | 2 | 2 | 1 | 2 | 1 | 0 | 2 | 38 | -20 |
| 15 | SANDAGE, COLTON | G | 15 | 6-14 | 3-11 | 0-0 | 0 | 4 | 4 | 2 | 0 | 0 | 0 | 0 | 28 | -15 |
| 25 | CARIUS, WILL | F | 12 | 4-16 | 2-9 | 2-2 | 5 | 4 | 9 | 3 | 0 | 0 | 0 | 0 | 34 | -18 |
| 44 | BARISIC, LUKA | F | 12 | 5-13 | 0-6 | 2-2 | 2 | 1 | 3 | 2 | 0 | 0 | 0 | 1 | 21 | -7 |
| 03 | BURRELL, CAMERON | F | 0 | 0-1 | 0-0 | 0-0 | 0 | 0 | 0 | 0 | 0 | 0 | 0 | 0 | 4 | -7 |
| 11 | FLORES, JADRIAN | G | 2 | 1-2 | 0-0 | 0-0 | 1 | 0 | 1 | 3 | 0 | 1 | 0 | 1 | 9 | -4 |
| 12 | ANHOLD, ADAM | F | 0 | 0-0 | 0-0 | 0-0 | 0 | 0 | 0 | 0 | 0 | 0 | 0 | 0 | 2 | 0 |
| 13 | LAMAR, BRADEN | G | 0 | 0-0 | 0-0 | 0-0 | 0 | 0 | 0 | 1 | 0 | 0 | 0 | 0 | 3 | -2 |
| 21 | JETER IV, ROBERT | G | 0 | 0-0 | 0-0 | 0-0 | 0 | 0 | 0 | 0 | 0 | 1 | 0 | 0 | 2 | -2 |
| 22 | LEE, KJ | G | 0 | 0-1 | 0-0 | 0-0 | 0 | 0 | 0 | 0 | 0 | 0 | 0 | 0 | 3 | -2 |
| 24 | DIXON, GEORGE | F | 6 | 3-4 | 0-0 | 0-0 | 1 | 6 | 7 | 2 | 1 | 2 | 0 | 1 | 22 | -6 |
| | TEAM | | | | | | 1 | 0 | 1 | 0 | 0 | 1 | | | | |
| TOTALS | | | 71 | 30-72 | 5-30 | 6-6 | 12 | 19 | 31 | 16 | 4 | 9 | 0 | 6 | 200 | |

| Shooting By Period | FG | FG% | 3FG | 3FG% | FT | FT% | Deadball Rebounds: 0.0 |
|--------------------|--------------|--------------|-------------|--------------|------------|---------------|---------------------------------|
| 1st Half | 14-37 | 38% | 3-19 | 16% | 2-2 | 100% | Last FG: 2nd-03:21 |
| 2nd Half | 16-35 | 46% | 2-11 | 18% | 4-4 | 100% | Biggest Run: 6-0 |
| Game | 30-72 | 41.7% | 5-30 | 16.7% | 6-6 | 100.0% | Largest lead: By 9 at 1st-19:21 |

| No. | Player | S | Pts | FG | 3FG | FT | OR | DR | TR | PF | A | TBk | Stl | Min | +/- | |
|---------------|--------------------|---|-----------|--------------|-------------|--------------|-----------|-----------|-----------|-----------|-----------|-----------|----------|----------|------------|----|
| 00 | REBRACA, FILIP | F | 5 | 2-3 | 0-0 | 1-2 | 0 | 4 | 4 | 0 | 0 | 1 | 0 | 0 | 17 | 13 |
| 02 | TOUSSAINT, JOE | G | 2 | 0-1 | 0-0 | 2-2 | 1 | 4 | 5 | 1 | 1 | 0 | 0 | 0 | 13 | 4 |
| 03 | BOHANNON, JORDAN | G | 13 | 3-9 | 1-6 | 6-6 | 0 | 1 | 1 | 2 | 3 | 1 | 0 | 0 | 24 | 22 |
| 15 | MURRAY, KEEGAN | F | 29 | 13-20 | 1-4 | 2-3 | 2 | 8 | 10 | 1 | 3 | 1 | 3 | 3 | 35 | 27 |
| 22 | MCCAFFERY, PATRICK | F | 11 | 4-8 | 1-2 | 2-2 | 0 | 3 | 3 | 0 | 1 | 2 | 2 | 0 | 24 | 11 |
| 04 | ULIS, AHRON | G | 7 | 1-3 | 0-0 | 5-5 | 0 | 3 | 3 | 3 | 5 | 2 | 0 | 1 | 19 | 4 |
| 11 | PERKINS, TONY | G | 4 | 2-4 | 0-0 | 0-0 | 0 | 3 | 3 | 1 | 2 | 1 | 0 | 0 | 21 | 10 |
| 13 | ASH, AUSTIN | G | 2 | 1-1 | 0-0 | 0-0 | 0 | 0 | 0 | 0 | 0 | 0 | 0 | 0 | 3 | 2 |
| 20 | SANDFORT, PAYTON | G | 13 | 5-7 | 3-3 | 0-0 | 4 | 1 | 5 | 1 | 0 | 0 | 0 | 1 | 17 | 11 |
| 24 | MURRAY, KRIS | F | 6 | 3-7 | 0-0 | 0-0 | 3 | 1 | 4 | 3 | 0 | 2 | 0 | 1 | 13 | -6 |
| 25 | LAKETA, LUC | G | 0 | 0-0 | 0-0 | 0-0 | 0 | 0 | 0 | 0 | 0 | 0 | 0 | 0 | 2 | 0 |
| 30 | MCCAFFERY, CONNOR | G | 0 | 0-0 | 0-0 | 0-0 | 0 | 1 | 1 | 0 | 0 | 0 | 0 | 0 | 10 | 5 |
| 44 | MULVEY, RILEY | C | 0 | 0-0 | 0-0 | 0-0 | 0 | 0 | 0 | 0 | 0 | 0 | 1 | 0 | 2 | 2 |
| | TEAM | | | | | | 1 | 1 | 2 | 0 | 1 | | | | | |
| TOTALS | | | 92 | 34-63 | 6-15 | 18-20 | 11 | 30 | 41 | 12 | 15 | 12 | 8 | 5 | 200 | |

| Shooting By Period | FG | FG% | 3FG | 3FG% | FT | FT% | Deadball Rebounds: 1.0 |
|--------------------|--------------|--------------|-------------|--------------|--------------|--------------|----------------------------------|
| 1st Half | 21-36 | 58% | 5-10 | 50% | 6-7 | 86% | Last FG: 2nd-01:49 |
| 2nd Half | 13-27 | 48% | 1-5 | 20% | 12-13 | 92% | Biggest Run: 8-0 |
| Game | 34-63 | 54.0% | 6-15 | 40.0% | 18-20 | 90.0% | Largest lead: By 21 at 2nd-01:49 |

| Game Notes: | Score | 1st | 2nd | TOT | Points | WIU | UI |
|---|-------------------------------------|-----------------|-----|-----|--------------|-------|-------|
| Officials: Donnie Eppley, Brandon Cruz, Chad Barlow | WIU | 33 | 38 | 71 | In the Paint | 42 | 54 |
| Attendance: 19056 | UI | 53 | 39 | 92 | Off Turns | 14 | 9 |
| Start Time: 08:01 PM ET | WIU led for 0:00, UI led for 39:26. | | | | 2nd Chance | 13 | 12 |
| End Time: 09:46 PM ET | Game was tied for 0:28. | | | | Fast Break | 2 | 31 |
| Game Duration: 1:44 | Times tied: 1 | Lead Changes: 0 | | | Bench | 8 | 32 |
| | Per Poss | | | | | 1,014 | 1,298 |
| | | | | | | 32/70 | 42/71 |

Game 15 - #23 Wisconsin 87, Iowa 78

Official Box Score
Iowa vs Wisconsin
Game Totals -- Final Statistics
January 06, 2022 at Kohl Center (Al Nicholas Court) - Madison



| No. | Player | S | Pts | FG | 3FG | FT | OR | DR | TR | PF | A | TBk | Stl | Min | +/- | |
|---------------|--------------------|---|-----------|--------------|-------------|--------------|----------|-----------|-----------|-----------|-----------|----------|----------|----------|------------|-----|
| 00 | REBRACA, FILIP | F | 2 | 1-2 | 0-0 | 0-0 | 0 | 1 | 1 | 2 | 0 | 0 | 0 | 0 | 12 | -11 |
| 02 | TOUSSAINT, JOE | G | 6 | 3-5 | 0-1 | 0-0 | 0 | 0 | 0 | 1 | 4 | 2 | 0 | 0 | 28 | -13 |
| 03 | BOHANNON, JORDAN | G | 12 | 3-6 | 3-6 | 3-6 | 0 | 1 | 1 | 2 | 3 | 0 | 0 | 0 | 19 | -3 |
| 15 | MURRAY, KEEGAN | F | 27 | 10-16 | 2-4 | 5-9 | 1 | 4 | 5 | 0 | 0 | 3 | 3 | 1 | 35 | -17 |
| 22 | MCCAFFERY, PATRICK | F | 10 | 4-10 | 0-2 | 2-3 | 1 | 6 | 7 | 4 | 3 | 0 | 1 | 0 | 26 | -8 |
| 04 | ULIS, AHRON | G | 2 | 1-2 | 0-0 | 0-0 | 0 | 3 | 3 | 0 | 2 | 1 | 0 | 0 | 15 | -8 |
| 11 | PERKINS, TONY | G | 0 | 0-4 | 0-1 | 0-0 | 1 | 0 | 1 | 2 | 1 | 0 | 0 | 0 | 11 | -9 |
| 13 | ASH, AUSTIN | G | 2 | 1-1 | 0-0 | 0-0 | 0 | 0 | 0 | 0 | 0 | 0 | 0 | 0 | 1 | 7 |
| 20 | SANDFORT, PAYTON | G | 0 | 0-2 | 0-1 | 0-0 | 1 | 0 | 1 | 1 | 2 | 1 | 0 | 0 | 7 | -3 |
| 23 | OGUNDELE, JOSH | C | 3 | 1-2 | 0-0 | 1-1 | 1 | 0 | 1 | 1 | 0 | 0 | 1 | 0 | 4 | 9 |
| 24 | MURRAY, KRIS | F | 12 | 5-10 | 2-5 | 0-0 | 0 | 3 | 3 | 3 | 2 | 1 | 2 | 2 | 20 | 7 |
| 30 | MCCAFFERY, CONNOR | G | 0 | 0-0 | 0-0 | 0-0 | 1 | 0 | 1 | 5 | 2 | 0 | 0 | 1 | 15 | 2 |
| 44 | MULVEY, RILEY | C | 2 | 1-1 | 0-0 | 0-0 | 0 | 1 | 1 | 1 | 0 | 0 | 0 | 0 | 6 | 2 |
| | TEAM | | | | | | 0 | 1 | 1 | 0 | 0 | | | | | |
| TOTALS | | | 78 | 30-61 | 7-20 | 11-19 | 6 | 20 | 26 | 22 | 19 | 8 | 7 | 4 | 199 | |

| Shooting By Period | FG | FG% | 3FG | 3FG% | FT | FT% | Deadball Rebounds: 3.2 |
|--------------------|--------------|--------------|-------------|--------------|--------------|--------------|----------------------------------|
| 1st Half | 14-32 | 44% | 1-6 | 17% | 3-6 | 50% | Last FG: 2nd-00:15 |
| 2nd Half | 16-29 | 55% | 6-14 | 43% | 8-13 | 62% | Biggest Run: 9-0 |
| Game | 30-61 | 49.2% | 7-20 | 35.0% | 11-19 | 57.9% | Largest lead: By 23 at 2nd-01:54 |

| No. | Player | S | Pts | FG | 3FG | FT | OR | DR | TR | PF | A | TBk | Stl | Min | +/- | |
|---------------|----------------------|---|-----------|--------------|-------------|--------------|-----------|-----------|-----------|-----------|-----------|----------|----------|----------|------------|-----|
| 01 | DAVIS, JOHNNY | G | 26 | 10-18 | 3-7 | 3-5 | 1 | 8 | 9 | 3 | 5 | 2 | 0 | 0 | 35 | 21 |
| 05 | WAHL, TYLER | F | 16 | 6-7 | 0-0 | 4-8 | 3 | 6 | 9 | 2 | 2 | 1 | 2 | 32 | 15 | |
| 22 | CROWL, STEVEN | F | 12 | 6-8 | 0-0 | 0-0 | 1 | 2 | 3 | 2 | 3 | 0 | 0 | 1 | 24 | 24 |
| 23 | HEPBURN, CHUCKY | G | 11 | 3-9 | 1-4 | 4-4 | 0 | 2 | 2 | 2 | 1 | 0 | 0 | 2 | 31 | 21 |
| 34 | DAVISON, BRAD | G | 18 | 6-11 | 1-3 | 5-5 | 3 | 4 | 7 | 1 | 2 | 1 | 0 | 1 | 32 | 17 |
| 00 | NEATH, JAHOOBI | G | 2 | 1-3 | 0-1 | 0-1 | 1 | 3 | 4 | 1 | 1 | 1 | 0 | 0 | 14 | -2 |
| 02 | DAVIS, JORDAN | G | 0 | 0-0 | 0-0 | 0-0 | 0 | 0 | 0 | 0 | 0 | 0 | 0 | 0 | 1 | -7 |
| 04 | HIGGINBOTTOM, CARTER | G | 0 | 0-1 | 0-0 | 0-0 | 0 | 0 | 0 | 0 | 0 | 0 | 0 | 0 | 1 | -8 |
| 10 | LINDSEY, ISAAC | G | 0 | 0-0 | 0-0 | 0-0 | 0 | 0 | 0 | 0 | 0 | 0 | 0 | 0 | 4 | -4 |
| 11 | BOWMAN II, LORNE | G | 0 | 0-3 | 0-1 | 0-0 | 0 | 0 | 0 | 2 | 0 | 1 | 0 | 0 | 9 | -8 |
| 14 | GILMORE, CARTER | F | 2 | 1-2 | 0-1 | 0-0 | 0 | 0 | 0 | 3 | 0 | 0 | 0 | 0 | 7 | 1 |
| 20 | CARLSON, BEN | F | 0 | 0-1 | 0-0 | 0-0 | 0 | 0 | 0 | 0 | 0 | 0 | 0 | 0 | 1 | -7 |
| 33 | VOGT, CHRIS | C | 0 | 0-3 | 0-0 | 0-0 | 2 | 2 | 4 | 3 | 1 | 0 | 0 | 0 | 12 | -10 |
| 35 | SILVER, MARKUS | F | 0 | 0-0 | 0-0 | 0-0 | 0 | 0 | 0 | 1 | 0 | 1 | 0 | 0 | 1 | -8 |
| | TEAM | | | | | | 4 | 1 | 5 | 0 | 1 | | | | | |
| TOTALS | | | 87 | 33-66 | 5-17 | 16-23 | 15 | 28 | 43 | 20 | 15 | 8 | 1 | 6 | 199 | |

| Shooting By Period | FG | FG% | 3FG | 3FG% | FT | FT% | Deadball Rebounds: 3.2 |
|--------------------|--------------|--------------|-------------|--------------|--------------|--------------|----------------------------------|
| 1st Half | 17-34 | 50% | 4-14 | 29% | 7-12 | 58% | Last FG: 2nd-03:02 |
| 2nd Half | 16-32 | 50% | 1-3 | 33% | 9-11 | 82% | Biggest Run: 12-0 |
| Game | 33-66 | 50.0% | 5-17 | 29.4% | 16-23 | 69.6% | Largest lead: By 23 at 2nd-07:08 |

| Game Notes: | Score | 1st | 2nd | TOT | Points | IOW | WIS |
|--|--------------------------------------|-----------------|-----|-----|--------------|-------|-------|
| Officials: Kelly Pfeiffer, Don Dally, Brian Dorsey | IOW | 32 | 46 | 78 | In the Paint | 38 | 40 |
| Attendance: 15212 | WIS | 45 | 42 | 87 | Off Turns | 8 | 13 |
| Start Time: 09:08 PM ET | IOW led for 0:40, WIS led for 37:50. | | | | 2nd Chance | 14 | 18 |
| End Time: 11:08 PM ET | Game was tied for 1:15. | | | | Fast Break | 9 | 5 |
| Game Duration: 2:01 | Times tied: 2 | Lead Changes: 1 | | | Bench | 21 | 4 |
| Conference Game: | Per Poss | | | | | 1,130 | 1,243 |
| | | | | | | | |

Game 21 - Penn State 90, Iowa 86 (2 OT)

Iowa vs Penn St.
Game Totals - Final Statistics
January 31, 2022 at Bryce Jordan Center - University Park



Iowa 86

| No. | Player | S | Pts | FG | 3FG | FT | OR | DR | TR | PF | A | To | Bk | Stl | Min | ± |
|---------------|--------------------|---|-----------|--------------|--------------|--------------|-----------|-----------|-----------|-----------|-----------|----------|----------|----------|------------|----|
| 00 | REBRACA, FILIP | F | 11 | 4-5 | 0-0 | 3-3 | 3 | 3 | 6 | 3 | 0 | 1 | 1 | 32 | -11 | |
| 02 | TOUSSAINT, JOE | G | 0 | 0-4 | 0-1 | 0-0 | 1 | 4 | 5 | 2 | 1 | 0 | 0 | 19 | -6 | |
| 03 | BOHANNON, JORDAN | G | 2 | 0-7 | 0-4 | 2-2 | 0 | 0 | 0 | 0 | 5 | 0 | 0 | 35 | -5 | |
| 15 | MURRAY, KEEGAN | F | 21 | 6-18 | 2-7 | 7-10 | 4 | 2 | 6 | 4 | 0 | 1 | 1 | 31 | -14 | |
| 22 | MCCAFFERY, PATRICK | F | 16 | 6-13 | 3-6 | 1-2 | 1 | 6 | 7 | 3 | 1 | 1 | 0 | 1 | 37 | -1 |
| 04 | ULIS, AHRON | G | 7 | 0-7 | 0-0 | 7-8 | 2 | 3 | 5 | 2 | 5 | 0 | 0 | 0 | 27 | -2 |
| 11 | PERKINS, TONY | G | 4 | 2-4 | 0-0 | 0-0 | 1 | 1 | 2 | 1 | 1 | 1 | 0 | 1 | 16 | -1 |
| 13 | ASH, AUSTIN | G | 0 | 0-0 | 0-0 | 0-0 | 0 | 0 | 0 | 0 | 0 | 0 | 0 | 0 | 0 | -2 |
| 20 | SANDFORT, PAYTON | G | 5 | 2-4 | 1-3 | 0-0 | 0 | 1 | 1 | 1 | 0 | 0 | 0 | 11 | 10 | |
| 24 | MURRAY, KRIS | F | 8 | 3-7 | 1-3 | 1-3 | 1 | 3 | 4 | 4 | 3 | 3 | 1 | 0 | 25 | -1 |
| 30 | MCCAFFERY, CONNOR | G | 12 | 4-8 | 4-7 | 0-0 | 1 | 5 | 6 | 2 | 0 | 0 | 0 | 3 | 16 | 5 |
| | TEAM | | | | | | | 1 | 1 | 0 | | | | | | |
| TOTALS | | | 86 | 27-77 | 11-31 | 21-28 | 14 | 29 | 43 | 22 | 17 | 8 | 3 | 7 | 250 | |

| Shooting By Period | FG | FG% | 3FG | 3FG% | FT | FT% | Deadball Rebounds: 5.0 |
|--------------------|--------------|--------------|--------------|--------------|--------------|--------------|---------------------------------|
| 1st Half | 12-28 | 43% | 6-14 | 43% | 4-6 | 67% | Last FG: 4th-00:02 |
| 2nd Half | 11-33 | 33% | 4-11 | 36% | 6-8 | 75% | Biggest Run: 9-0 |
| 3rd Half | 2-5 | 40% | 0-1 | 00% | 8-10 | 80% | Largest lead: By 4 at 1st-01:26 |
| 4th Half | 2-11 | 18% | 1-5 | 20% | 3-4 | 75% | Technical Fouls: None |
| Game | 27-77 | 35.1% | 11-31 | 35.5% | 21-28 | 75.0% | |

Penn St. 90

| No. | Player | S | Pts | FG | 3FG | FT | OR | DR | TR | PF | A | To | Bk | Stl | Min | ± |
|---------------|------------------|---|-----------|--------------|-------------|--------------|-----------|-----------|-----------|-----------|-----------|-----------|----------|----------|------------|----|
| 01 | LUNDY, SETH | F | 17 | 7-12 | 2-5 | 1-1 | 3 | 8 | 11 | 4 | 2 | 2 | 2 | 41 | -2 | |
| 02 | DREAD, MYLES | G | 12 | 5-10 | 2-7 | 4-4 | 2 | 7 | 9 | 3 | 3 | 0 | 0 | 1 | 41 | 2 |
| 21 | HARRAR, JOHN | F | 19 | 6-10 | 0-0 | 7-11 | 2 | 8 | 10 | 3 | 0 | 4 | 0 | 0 | 28 | 0 |
| 22 | PICKETT, JALEN | G | 13 | 5-16 | 2-9 | 1-1 | 1 | 6 | 7 | 2 | 2 | 0 | 1 | 2 | 49 | 5 |
| 23 | JOHNSON, DALLION | G | 4 | 2-3 | 0-1 | 0-0 | 0 | 1 | 1 | 1 | 1 | 0 | 0 | 0 | 13 | 8 |
| 03 | SESSOMS, SAM | G | 9 | 4-12 | 0-1 | 1-2 | 1 | 4 | 5 | 3 | 0 | 1 | 0 | 1 | 28 | 0 |
| 04 | DORSEY, CALEB | F | 0 | 0-2 | 0-0 | 0-0 | 0 | 0 | 0 | 2 | 0 | 2 | 0 | 0 | 6 | -1 |
| 05 | LEE, GREG | F | 16 | 6-7 | 0-0 | 4-5 | 5 | 3 | 8 | 3 | 2 | 1 | 0 | 0 | 27 | 8 |
| 11 | CORNWALL, JAHEAM | G | 0 | 0-2 | 0-0 | 0-0 | 0 | 1 | 1 | 2 | 1 | 0 | 0 | 0 | 15 | -1 |
| 14 | WHITE, JALANNI | F | 0 | 0-0 | 0-0 | 0-0 | 0 | 0 | 0 | 1 | 0 | 0 | 0 | 0 | 1 | 1 |
| | TEAM | | | | | | | 1 | 0 | 1 | | | | | | |
| TOTALS | | | 90 | 33-74 | 6-27 | 18-24 | 15 | 38 | 53 | 23 | 12 | 12 | 1 | 6 | 250 | |

| Shooting By Period | FG | FG% | 3FG | 3FG% | FT | FT% | Deadball Rebounds: 3.0 |
|--------------------|--------------|--------------|-------------|--------------|--------------|--------------|----------------------------------|
| 1st Half | 13-29 | 45% | 2-14 | 14% | 4-7 | 57% | Last FG: 4th-01:54 |
| 2nd Half | 14-33 | 42% | 2-9 | 22% | 4-5 | 80% | Biggest Run: 11-0 |
| 3rd Half | 3-7 | 43% | 2-2 | 100% | 4-5 | 80% | Largest lead: By 10 at 1st-12:10 |
| 4th Half | 3-5 | 60% | 0-2 | 00% | 6-7 | 86% | Technical Fouls: None |
| Game | 33-74 | 44.6% | 6-27 | 22.2% | 18-24 | 75.0% | |

| Game Notes: | Score | 1st | 2nd | 3rd | 4th | TOT | Points | IOW | PSU |
|---|-------|-----|-----|-----|-----|-----|--------------|-------|-------|
| Officials: Larry Sciprioto, D.J. Carstensen, Paul Szlezak | IOW | 34 | 32 | 12 | 8 | 86 | In the Paint | 28 | 44 |
| Attendance: 1977 | PSU | 32 | 34 | 12 | 12 | 90 | Off Turns | 8 | 9 |
| Start Time: 07:01 PM ET | | | | | | | 2nd Chance | 19 | 17 |
| End Time: 09:37 PM ET | | | | | | | Fast Break | 11 | 5 |
| Game Duration: 2:38 | | | | | | | Bench | 36 | 25 |
| Conference Game: | | | | | | | Per Poss | 1.075 | 1.179 |
| | | | | | | | | 38.80 | 42.79 |

Game 22 - Iowa 71, Minnesota 59

Minnesota vs Iowa
Game Totals - Final Statistics
February 06, 2022 at Carver-Hawkeye Arena - Iowa City



Minnesota 59

| No. | Player | S | Pts | FG | 3FG | FT | OR | DR | TR | PF | A | To | Bk | Stl | Min | ± |
|---------------|-------------------|---|-----------|--------------|-------------|------------|-----------|-----------|-----------|----------|-----------|----------|----------|----------|------------|-----|
| 00 | WILLIS, PAYTON | G | 16 | 6-13 | 3-6 | 1-1 | 1 | 7 | 8 | 1 | 3 | 0 | 1 | 0 | 37 | -14 |
| 01 | CURRY, ERIC | F | 8 | 3-8 | 0-0 | 2-4 | 3 | 5 | 8 | 2 | 3 | 1 | 2 | 0 | 25 | -8 |
| 10 | BATTLE, JAMISON | F | 2 | 1-12 | 0-6 | 0-0 | 1 | 4 | 5 | 0 | 2 | 0 | 0 | 0 | 27 | -11 |
| 12 | LOEWE, LUKE | G | 19 | 7-9 | 4-5 | 1-2 | 1 | 3 | 4 | 0 | 2 | 1 | 0 | 2 | 32 | -15 |
| 20 | STEPHENS, E.J. | G | 9 | 4-11 | 1-4 | 0-0 | 0 | 5 | 5 | 0 | 1 | 3 | 0 | 1 | 36 | -7 |
| 02 | THIAM, ABDOULAYE | G | 0 | 0-0 | 0-0 | 0-0 | 0 | 0 | 0 | 0 | 0 | 0 | 0 | 0 | 3 | 2 |
| 15 | DANIELS, CHARLIE | F | 0 | 0-2 | 0-0 | 0-0 | 2 | 0 | 2 | 0 | 0 | 1 | 0 | 0 | 9 | -3 |
| 22 | OGELE, DANNY | F | 0 | 0-0 | 0-0 | 0-0 | 0 | 1 | 1 | 0 | 0 | 0 | 0 | 0 | 3 | 2 |
| 24 | SUTHERLIN, SEAN | G | 5 | 1-5 | 1-1 | 2-2 | 0 | 0 | 2 | 0 | 0 | 1 | 1 | 1 | 12 | -2 |
| 42 | THOMPSON, TREYTON | C | 0 | 0-1 | 0-1 | 0-0 | 0 | 2 | 2 | 0 | 0 | 0 | 0 | 0 | 14 | -4 |
| | TEAM | | | | | | | 3 | 2 | 5 | | | | | | |
| TOTALS | | | 59 | 22-61 | 9-23 | 6-9 | 11 | 29 | 40 | 9 | 12 | 4 | 4 | 4 | 200 | |

| Shooting By Period | FG | FG% | 3FG | 3FG% | FT | FT% | Deadball Rebounds: 2.0 |
|--------------------|--------------|--------------|-------------|--------------|------------|--------------|---------------------------------|
| 1st Half | 15-31 | 48% | 5-9 | 56% | 3-5 | 60% | Last FG: 2nd-03:13 |
| 2nd Half | 7-30 | 23% | 4-14 | 29% | 3-4 | 75% | Biggest Run: 7-0 |
| Game | 22-61 | 36.1% | 9-23 | 39.1% | 6-9 | 66.7% | Largest lead: By 7 at 1st-18:05 |

Iowa 71

| No. | Player | S | Pts | FG | 3FG | FT | OR | DR | TR | PF | A | To | Bk | Stl | Min | ± |
|---------------|--------------------|---|-----------|--------------|-------------|------------|----------|-----------|-----------|-----------|-----------|----------|----------|----------|------------|----|
| 00 | REBRACA, FILIP | F | 4 | 2-3 | 0-0 | 0-0 | 1 | 1 | 2 | 1 | 1 | 0 | 0 | 0 | 25 | -1 |
| 03 | BOHANNON, JORDAN | G | 6 | 2-7 | 2-7 | 0-0 | 0 | 2 | 2 | 2 | 1 | 0 | 0 | 1 | 36 | 15 |
| 11 | PERKINS, TONY | G | 2 | 1-4 | 0-1 | 0-0 | 0 | 0 | 0 | 0 | 1 | 3 | 0 | 0 | 18 | -7 |
| 15 | MURRAY, KEEGAN | F | 24 | 9-18 | 2-4 | 4-7 | 2 | 13 | 15 | 1 | 3 | 1 | 2 | 1 | 39 | 13 |
| 22 | MCCAFFERY, PATRICK | F | 18 | 8-14 | 2-3 | 0-0 | 3 | 4 | 7 | 0 | 0 | 0 | 1 | 0 | 29 | 7 |
| 02 | TOUSSAINT, JOE | G | 0 | 0-1 | 0-1 | 0-0 | 0 | 0 | 0 | 1 | 1 | 0 | 0 | 2 | 6 | -1 |
| 04 | ULIS, AHRON | G | 9 | 4-9 | 1-2 | 0-2 | 1 | 4 | 5 | 1 | 2 | 1 | 0 | 2 | 21 | 14 |
| 20 | SANDFORT, PAYTON | G | 5 | 2-4 | 1-3 | 0-0 | 0 | 3 | 3 | 1 | 1 | 0 | 1 | 0 | 10 | 4 |
| 24 | MURRAY, KRIS | F | 3 | 1-5 | 1-2 | 0-0 | 1 | 1 | 2 | 3 | 2 | 0 | 2 | 0 | 15 | 16 |
| | TEAM | | | | | | | 1 | 1 | 2 | | | | | | |
| TOTALS | | | 71 | 29-65 | 9-23 | 4-9 | 9 | 29 | 38 | 10 | 12 | 6 | 6 | 7 | 200 | |

| Shooting By Period | FG | FG% | 3FG | 3FG% | FT | FT% | Deadball Rebounds: 3.0 |
|--------------------|--------------|--------------|-------------|--------------|------------|--------------|----------------------------------|
| 1st Half | 13-34 | 38% | 5-12 | 42% | 3-5 | 60% | Last FG: 2nd-03:33 |
| 2nd Half | 16-31 | 52% | 4-11 | 36% | 1-4 | 25% | Biggest Run: 9-0 |
| Game | 29-65 | 44.6% | 9-23 | 39.1% | 4-9 | 44.4% | Largest lead: By 17 at 2nd-03:33 |

| Game Notes: | Score | 1st | 2nd | TOT | Points | MIN | UI |
|---|-------|-----|-----|-----|--------------|-------|-------|
| Officials: Bo Borenak, Chris Braver, Brandon Cruz | MIN | 38 | 21 | 59 | In the Paint | 16 | 34 |
| Attendance: 14558 | UI | 34 | 37 | 71 | Off Turns | 4 | 21 |
| Start Time: 04:31 PM ET | | | | | 2nd Chance | 6 | 6 |
| End Time: 06:17 PM ET | | | | | Fast Break | 0 | 5 |
| Game Duration: 1:46 | | | | | Bench | 5 | 17 |
| Conference Game: | | | | | Per Poss | 0.884 | 1.109 |
| | | | | | | 25.66 | 31.64 |

Game 23 - Iowa 110, Maryland 87

Iowa vs Maryland
Game Totals - Final Statistics
February 10, 2022 at XFINITY Center - College Park



Iowa 110

| No. | Player | S | Pts | FG | 3FG | FT | OR | DR | TR | PF | A | To | Bk | Stl | Min | ± |
|-----|--------------------|---|-----|-------|-------|-----|----|----|----|-----|---|----|----|-----|-----|----|
| 00 | REBRACA, FILIP | F | 8 | 2-3 | 0-0 | 2-2 | 3 | 4 | 7 | 1 | 2 | 1 | 2 | 0 | 22 | 21 |
| 03 | BOHANNON, JORDAN | G | 30 | 10-16 | 10-16 | 0-0 | 0 | 3 | 3 | 1 | 5 | 0 | 0 | 2 | 31 | 30 |
| 11 | PERKINS, TONY | G | 5 | 2-4 | 0-0 | 1-2 | 1 | 3 | 4 | 0 | 3 | 1 | 0 | 1 | 16 | 18 |
| 15 | MURRAY, KEEGAN | F | 30 | 12-14 | 2-3 | 4-7 | 1 | 6 | 7 | 1 | 1 | 2 | 2 | 0 | 30 | 30 |
| 22 | MCCAFFERY, PATRICK | F | 6 | 2-7 | 1-4 | 1-2 | 0 | 2 | 2 | 1 | 3 | 1 | 0 | 0 | 23 | 26 |
| 02 | TOUSSAINT, JOE | G | 5 | 2-5 | 0-2 | 1-2 | 1 | 1 | 2 | 0</ | | | | | | |



2021-22 Iowa Men's Basketball Combined Team Statistics In Conference games

Game Records

| Record | Overall | Home | Away | Neutral |
|----------------|---------|------|------|---------|
| ALL GAMES | 6-6 | 4-2 | 2-4 | 0-0 |
| CONFERENCE | 6-6 | 4-2 | 2-4 | 0-0 |
| NON-CONFERENCE | 0-0 | 0-0 | 0-0 | 0-0 |

Score by Periods

| Team | 1st | 2nd | OT | TOT |
|-----------|-----|-----|----|-----|
| Iowa | 429 | 480 | 20 | 929 |
| Opponents | 446 | 419 | 24 | 889 |

Team Box Score

| No. | Player | | | | Total | | 3-Point | | F-Throw | | Rebounds | | | | | | | | | | | |
|------------------|--------------------|-----------|-------------|------|----------------|-------------|----------------|-------------|----------------|-------------|------------|------------|------------|-------------|------------|----------|------------|------------|-----------|-----------|------------|-------------|
| | | GP-GS | MIN | AVG | FG-FGA | FG% | 3FG-3FGA | 3FG% | FT-FTA | FT% | OFF | DEF | TOT | AVG | PF | DQ | A | TO | BLK | STL | PTS | AVG |
| 15 | MURRAY, Keegan | 11-11 | 364:52 | 33.2 | 87-165 | .527 | 21-52 | .404 | 40-62 | .645 | 27 | 65 | 92 | 8.4 | 22 | 0 | 9 | 14 | 23 | 13 | 235 | 21.4 |
| 22 | MCCAFFERY, Patrick | 12-12 | 328:12 | 27.3 | 49-121 | .405 | 16-44 | .364 | 18-30 | .600 | 13 | 35 | 48 | 4.0 | 13 | 0 | 18 | 3 | 5 | 8 | 132 | 11.0 |
| 24 | MURRAY, Kris | 12-1 | 222:07 | 18.5 | 42-92 | .457 | 14-42 | .333 | 24-33 | .727 | 18 | 28 | 46 | 3.8 | 31 | 1 | 16 | 10 | 13 | 11 | 122 | 10.2 |
| 3 | BOHANNON, Jordan | 12-12 | 345:29 | 28.8 | 32-98 | .327 | 26-78 | .333 | 22-27 | .815 | 1 | 15 | 16 | 1.3 | 18 | 0 | 21 | 8 | 0 | 9 | 112 | 9.3 |
| 0 | REBRACA, Filip | 12-12 | 278:06 | 23.2 | 34-58 | .586 | 0-3 | .000 | 8-13 | .615 | 23 | 42 | 65 | 5.4 | 32 | 1 | 7 | 7 | 6 | 8 | 76 | 6.3 |
| 11 | PERKINS, Tony | 12-2 | 184:56 | 15.4 | 26-63 | .413 | 3-14 | .214 | 11-13 | .846 | 8 | 12 | 20 | 1.7 | 20 | 0 | 12 | 13 | 0 | 8 | 66 | 5.5 |
| 2 | TOUSSAINT, Joe | 12-10 | 246:05 | 20.5 | 24-60 | .400 | 4-16 | .250 | 10-14 | .714 | 7 | 19 | 26 | 2.2 | 18 | 0 | 48 | 19 | 0 | 22 | 62 | 5.2 |
| 4 | ULIS, Ahron | 12-0 | 192:55 | 16.1 | 14-48 | .292 | 3-6 | .500 | 18-23 | .783 | 11 | 16 | 27 | 2.3 | 17 | 0 | 27 | 8 | 0 | 7 | 49 | 4.1 |
| 20 | SANDFORT, Payton | 11-0 | 80:33 | 7.3 | 11-25 | .440 | 7-16 | .438 | 1-2 | .500 | 5 | 6 | 11 | 1.0 | 8 | 0 | 7 | 4 | 2 | 1 | 30 | 2.7 |
| 23 | OGUNDELE, Josh | 6-0 | 38:16 | 6.4 | 6-10 | .600 | 0-0 | .000 | 2-4 | .500 | 2 | 6 | 8 | 1.3 | 11 | 0 | 0 | 2 | 3 | 0 | 14 | 2.3 |
| 30 | MCCAFFERY, Connor | 10-0 | 144:36 | 14.5 | 6-25 | .240 | 6-23 | .261 | 3-4 | .750 | 4 | 15 | 19 | 1.9 | 20 | 1 | 10 | 3 | 0 | 10 | 21 | 2.1 |
| 13 | ASH, Austin | 4-0 | 08:28 | 2.1 | 3-4 | .750 | 2-3 | .667 | 0-0 | .000 | 0 | 0 | 0 | 0.0 | 0 | 0 | 0 | 0 | 0 | 0 | 8 | 2.0 |
| 44 | MULVEY, Riley | 4-0 | 13:42 | 3.4 | 1-1 | 1.000 | 0-0 | .000 | 0-0 | .000 | 0 | 2 | 2 | 0.5 | 6 | 0 | 0 | 2 | 0 | 0 | 2 | 0.5 |
| 25 | LAKETA, Luc | 1-0 | 01:43 | 1.7 | 0-0 | .000 | 0-0 | .000 | 0-0 | .000 | 0 | 0 | 0 | 0.0 | 0 | 0 | 0 | 0 | 0 | 0 | 0 | 0.0 |
| Team | | | | | | | | | | | 13 | 19 | 32 | | | | | 7 | | | | |
| Total | | 12 | 2450 | | 335-770 | .435 | 102-297 | .343 | 157-225 | .698 | 132 | 280 | 412 | 34.3 | 216 | 3 | 175 | 100 | 52 | 97 | 929 | 77.4 |
| Opponents | | 12 | 2450 | | 314-702 | .447 | 97-260 | .373 | 164-234 | .701 | 142 | 335 | 477 | 39.8 | 214 | 3 | 164 | 172 | 32 | 64 | 889 | 74.1 |

Team Statistics

| | IOWA | OPP |
|------------------------|----------------|----------------|
| Scoring | 929 | 889 |
| Points per game | 77.4 | 74.1 |
| Scoring margin | +3.3 | - |
| Field goals-att | 335-770 | 314-702 |
| Field goal pct | .435 | .447 |
| 3 point fg-att | 102-297 | 97-260 |
| 3-point FG pct | .343 | .373 |
| 3-pt FG made per game | 8.5 | 8.1 |
| Free throws-att | 157-225 | 164-234 |
| Free throw pct | .698 | .701 |
| F-Throws made per game | 13.1 | 13.7 |
| Rebounds | 412 | 477 |
| Rebounds per game | 34.3 | 39.8 |
| Rebounding margin | -5.4 | - |
| Assists | 175 | 164 |
| Assists per game | 14.6 | 13.7 |
| Turnovers | 100 | 172 |
| Turnovers per game | 8.3 | 14.3 |
| Turnover margin | +6.0 | - |
| Assist/turnover ratio | 1.8 | 1.0 |
| Steals | 97 | 64 |
| Steals per game | 8.1 | 5.3 |
| Blocks | 52 | 32 |
| Blocks per game | 4.3 | 2.7 |
| Winning streak | 2 | - |
| Home win streak | 1 | - |
| Attendance | 75982 | 69567 |
| Home games-Avg/Game | 6-12664 | 6-11595 |
| Neutral site-Avg/Game | - | 0-0 |

Team Results

| Date | Opponent | | Score | Att. |
|------------|--------------|------|--------|-------|
| 12/03/2021 | at Purdue | L | 70-77 | 14804 |
| 12/06/2021 | Illinois | L | 83-87 | 12072 |
| 01/03/2022 | Maryland | W | 80-75 | 10327 |
| 01/06/2022 | at Wisconsin | L | 78-87 | 15212 |
| 01/13/2022 | Indiana | W | 83-74 | 11246 |
| 01/16/2022 | at Minnesota | W | 81-71 | 10925 |
| 01/19/2022 | at Rutgers | L | 46-48 | 8000 |
| 01/22/2022 | Penn St. | W | 68-51 | 15056 |
| 01/27/2022 | Purdue | L | 73-83 | 12723 |
| 01/31/2022 | at Penn St. | Lot2 | 86-90 | 7977 |
| 02/06/2022 | Minnesota | W | 71-59 | 14558 |
| 02/10/2022 | at Maryland | W | 110-87 | 12649 |



2021-22 Iowa Men's Basketball Combined Team Statistics All games

Game Records

| Record | Overall | Home | Away | Neutral |
|----------------|---------|------|------|---------|
| ALL GAMES | 16-7 | 12-2 | 3-5 | 1-0 |
| CONFERENCE | 6-6 | 4-2 | 2-4 | 0-0 |
| NON-CONFERENCE | 10-1 | 8-0 | 1-1 | 1-0 |

Score by Periods

| Team | 1st | 2nd | OT | TOT |
|-----------|-----|-----|----|------|
| Iowa | 932 | 967 | 20 | 1919 |
| Opponents | 792 | 821 | 24 | 1637 |

Team Box Score

| No. | Player | | | | Total | | 3-Point | | F-Throw | | Rebounds | | | | | | | | | | | |
|------------------|--------------------|-----------|-------------|------|-----------------|-------------|----------------|-------------|----------------|-------------|------------|------------|------------|-------------|------------|----------|------------|------------|------------|------------|-------------|-------------|
| | | GP-GS | MIN | AVG | FG-FGA | FG% | 3FG-3FGA | 3FG% | FT-FTA | FT% | OFF | DEF | TOT | AVG | PF | DQ | A | TO | BLK | STL | PTS | AVG |
| 15 | MURRAY, Keegan | 22-22 | 674:17 | 30.6 | 188-335 | .561 | 36-101 | .356 | 88-118 | .746 | 62 | 126 | 188 | 8.5 | 39 | 0 | 26 | 26 | 45 | 29 | 500 | 22.7 |
| 22 | MCCAFFERY, Patrick | 21-21 | 536:09 | 25.5 | 85-200 | .425 | 24-70 | .343 | 41-55 | .745 | 16 | 60 | 76 | 3.6 | 15 | 0 | 36 | 12 | 9 | 15 | 235 | 11.2 |
| 3 | BOHANNON, Jordan | 23-23 | 607:36 | 26.4 | 72-191 | .377 | 57-152 | .375 | 45-51 | .882 | 2 | 26 | 28 | 1.2 | 33 | 0 | 38 | 13 | 0 | 16 | 246 | 10.7 |
| 24 | MURRAY, Kris | 22-1 | 387:29 | 17.6 | 79-164 | .482 | 28-69 | .406 | 34-51 | .667 | 42 | 55 | 97 | 4.4 | 49 | 1 | 26 | 16 | 24 | 19 | 220 | 10.0 |
| 11 | PERKINS, Tony | 23-2 | 377:60 | 16.4 | 53-128 | .414 | 8-32 | .250 | 33-37 | .892 | 15 | 28 | 43 | 1.9 | 38 | 0 | 27 | 22 | 2 | 21 | 147 | 6.4 |
| 0 | REBRACA, Filip | 23-23 | 499:46 | 21.7 | 60-102 | .588 | 1-5 | .200 | 22-39 | .564 | 41 | 94 | 135 | 5.9 | 51 | 1 | 13 | 19 | 14 | 10 | 143 | 6.2 |
| 2 | TOUSSAINT, Joe | 23-21 | 442:00 | 19.2 | 45-100 | .450 | 7-22 | .318 | 20-25 | .800 | 13 | 34 | 47 | 2.0 | 34 | 0 | 86 | 34 | 0 | 37 | 117 | 5.1 |
| 20 | SANDFORT, Payton | 22-0 | 225:10 | 10.2 | 38-94 | .404 | 24-64 | .375 | 11-12 | .917 | 14 | 17 | 31 | 1.4 | 19 | 0 | 16 | 8 | 4 | 4 | 111 | 5.0 |
| 4 | ULIS, Ahron | 23-0 | 374:11 | 16.3 | 27-81 | .333 | 4-11 | .364 | 32-40 | .800 | 15 | 37 | 52 | 2.3 | 33 | 0 | 62 | 23 | 0 | 16 | 90 | 3.9 |
| 13 | ASH, Austin | 13-0 | 59:05 | 4.5 | 13-29 | .448 | 5-19 | .263 | 6-8 | .750 | 3 | 2 | 5 | 0.4 | 4 | 0 | 6 | 4 | 0 | 0 | 37 | 2.8 |
| 30 | MCCAFFERY, Connor | 21-2 | 317:44 | 15.1 | 9-36 | .250 | 8-32 | .250 | 8-12 | .667 | 12 | 41 | 53 | 2.5 | 31 | 1 | 35 | 7 | 0 | 14 | 34 | 1.6 |
| 23 | OGUNDELE, Josh | 13-0 | 62:02 | 4.8 | 8-14 | .571 | 0-0 | .000 | 3-7 | .429 | 4 | 12 | 16 | 1.2 | 14 | 0 | 0 | 5 | 5 | 2 | 19 | 1.5 |
| 44 | MULVEY, Riley | 12-0 | 62:30 | 5.2 | 5-8 | .625 | 0-0 | .000 | 4-4 | 1.000 | 4 | 11 | 15 | 1.3 | 11 | 0 | 2 | 4 | 2 | 0 | 14 | 1.2 |
| 25 | LAKETA, Luc | 8-0 | 24:01 | 3.0 | 2-4 | .500 | 2-3 | .667 | 0-0 | .000 | 1 | 0 | 1 | 0.1 | 0 | 0 | 1 | 1 | 0 | 1 | 6 | 0.8 |
| Team | | | | | | | | | | | 26 | 37 | 63 | | | | 8 | | | | | |
| Total | | 23 | 4650 | | 684-1486 | .460 | 204-580 | .352 | 347-459 | .756 | 270 | 580 | 850 | 37.0 | 371 | 3 | 374 | 202 | 105 | 184 | 1919 | 83.4 |
| Opponents | | 23 | 4650 | | 598-1380 | .433 | 177-524 | .338 | 264-376 | .702 | 255 | 587 | 842 | 36.6 | 421 | 6 | 316 | 336 | 52 | 119 | 1637 | 71.2 |

Team Statistics

| | IOWA | OPP |
|------------------------|-----------------|-----------------|
| Scoring | 1919 | 1637 |
| Points per game | 83.4 | 71.2 |
| Scoring margin | +12.3 | - |
| Field goals-att | 684-1486 | 598-1380 |
| Field goal pct | .460 | .433 |
| 3 point fg-att | 204-580 | 177-524 |
| 3-point FG pct | .352 | .338 |
| 3-pt FG made per game | 8.9 | 7.7 |
| Free throws-att | 347-459 | 264-376 |
| Free throw pct | .756 | .702 |
| F-Throws made per game | 15.1 | 11.5 |
| Rebounds | 850 | 842 |
| Rebounds per game | 37.0 | 36.6 |
| Rebounding margin | +0.3 | - |
| Assists | 374 | 316 |
| Assists per game | 16.3 | 13.7 |
| Turnovers | 202 | 336 |
| Turnovers per game | 8.8 | 14.6 |
| Turnover margin | +5.8 | - |
| Assist/turnover ratio | 1.9 | 0.9 |
| Steals | 184 | 119 |
| Steals per game | 8.0 | 5.2 |
| Blocks | 105 | 52 |
| Blocks per game | 4.6 | 2.3 |
| Winning streak | 2 | - |
| Home win streak | 1 | - |
| Attendance | 163210 | 97376 |
| Home games-Avg/Game | 14-11658 | 8-12172 |
| Neutral site-Avg/Game | - | 1-3250 |

Team Results

| Date | Opponent | | Score | Att. |
|------------|------------------|------|--------|-------|
| 11/09/2021 | Longwood | W | 106-73 | 9259 |
| 11/12/2021 | Kansas City | W | 89-57 | 11133 |
| 11/16/2021 | N.C. Central | W | 86-69 | 9132 |
| 11/18/2021 | Alabama St. | W | 108-82 | 9957 |
| 11/22/2021 | Western Mich. | W | 109-61 | 10044 |
| 11/26/2021 | Portland St. | W | 85-51 | 11756 |
| 11/29/2021 | at Virginia | W | 75-74 | 13542 |
| 12/03/2021 | at Purdue | L | 70-77 | 14804 |
| 12/06/2021 | Illinois | L | 83-87 | 12072 |
| 12/09/2021 | at Iowa St. | L | 53-73 | 14267 |
| 12/18/2021 | vs Utah St. | W | 94-75 | 3250 |
| 12/21/2021 | Southeastern La. | W | 93-62 | 10891 |
| 12/29/2021 | Western Ill. | W | 92-71 | 15056 |
| 01/03/2022 | Maryland | W | 80-75 | 10327 |
| 01/06/2022 | at Wisconsin | L | 78-87 | 15212 |
| 01/13/2022 | Indiana | W | 83-74 | 11246 |
| 01/16/2022 | at Minnesota | W | 81-71 | 10925 |
| 01/19/2022 | at Rutgers | L | 46-48 | 8000 |
| 01/22/2022 | Penn St. | W | 68-51 | 15056 |
| 01/27/2022 | Purdue | L | 73-83 | 12723 |
| 01/31/2022 | at Penn St. | Lot2 | 86-90 | 7977 |
| 02/06/2022 | Minnesota | W | 71-59 | 14558 |
| 02/10/2022 | at Maryland | W | 110-87 | 12649 |