



IOWA HAWKEYES

22-8 Overall, 12-7 Big Ten

3 FINAL FOURS | 8 BIG TEN CHAMPIONSHIPS | 2 BIG TEN TOURNAMENT TITLES | 27 NCAA TOURNAMENTS

#24 IOWA (22-8, 12-7) at #20 ILLINOIS (21-8, 14-5) March 6, 2022 // Champaign, Illinois // State Farm Center // 6:37 p.m. CT

IOWA HAWKEYES (Previous Game Starters)

| Pos. | No. | Name | Ht. | Wt. | Yr. | Hometown | Statistical Summary |
|------|-----|-------------------|-----|-----|--------|--------------------|----------------------------|
| G | 11 | Tony Perkins | 6-4 | 205 | So. | Indianapolis, Ind. | 6.8 ppg, 2.1 rpg, 1.2 apg |
| G | 3 | Jordan Bohannon | 6-1 | 175 | RS-Sr. | Marion, Iowa | 11.2 ppg, 1.3 rpg, 1.8 apg |
| F | 22 | Patrick McCaffery | 6-9 | 200 | RS-So. | Iowa City, Iowa | 10.5 ppg, 3.8 rpg, 1.7 apg |
| F | 15 | Keegan Murray | 6-8 | 225 | So. | Cedar Rapids, Iowa | 23.3 ppg, 8.5 rpg, 2.0 bpg |
| F | 0 | Filip Rebraca | 6-9 | 230 | Sr. | Sombor, Serbia | 6.0 ppg, 5.6 rpg, 0.6 bpg |

Head Coach: Fran McCaffery (Penn, 1979); 12th Season at Iowa (238-160); 24th Season Overall (489-337)

REGULAR SEASON FINALE STORYLINES

- The Hawkeyes have won six true road games, including its last four (Maryland; Ohio State; Nebraska; Michigan).
- Sunday will be the fourth straight game in which Iowa will be playing on a "Senior Night." Iowa is 3-0 in "Senior Night" contests (at Nebraska, vs. Northwestern, at Michigan).
- The Hawkeyes have won eight of their last nine games. Iowa went 7-1 during the month of February, its most wins in February since winning all eight February contests in 1981.
- All-America candidate Keegan Murray is the only player nationally to average 23+ points, 8+ rebounds, and 2+ blocks this season and one of three players from a major conference with those averages over the last decade.
- Iowa has scored 700 points over its last eight games (87.5 ppg). That is the most points by any team in an eight-game span of Big Ten play since 1995, when the Hawkeyes themselves had 709 in eight games from Feb. 9 to March 8.
- The Hawkeyes have notched at least one victory over Michigan, Michigan State, Ohio State, and Indiana for the first time in the same season since 2006.
- Iowa has cemented its ninth upper division Big Ten finish in the last 10 seasons.
- Iowa has posted eight 20-win seasons under Coach McCaffery, including four straight.
- Over the last two games, Keegan Murray has moved from 11th to fourth on Iowa's single season scoring list with 676 points. He is 23 points from third-place John Johnson (699).
- Nineteen of Iowa's 22 wins have come by 10+ points, including 11 by 20 points or more.
- Iowa is 8-1 since shifting Jordan Bohannon from off guard to point guard. Bohannon has netted 1,975 career points, 25 points from point No. 2,000.
- Connor McCaffery has been white-hot shooting from 3-point range as of late, making 11-of-16 (.688) from long distance over the last five contests.
- The Hawkeyes are tops in the country in assist-to-turnover ratio (1.77); second in fewest turnovers per game (8.9); and fourth in turnover margin (5.3).
- Iowa ranks No. 15 in the NCAA NET, while Illinois is ranked No. 14. The Hawkeyes have two Quad 2 and six Quad 1 wins on their resume. Four of Iowa's eight losses are by a five-point margin or less, all in conference play.
- Keegan Murray is fourth in the country in points per game (23.3); 23rd in field goal percentage (.566); 47th in blocks per contest (2.03); and 55th in double-doubles (8). Murray is a five-time Big Ten Player of the Week honoree and is on the Wooden Award Late-Season Top 20 List, Naismith Trophy Midseason Team, Lute Olson National Player of the Year Watch List, and Karl Malone Power Forward of the Year Finalist.
- Iowa leads the Big Ten and is fifth nationally in scoring offense (83.6). The Hawkeyes have led the Big Ten in scoring four of the last eight seasons, including the last three.
- Fran McCaffery has coached a first-team All-Big Ten honoree six of the last eight years. He has guided Iowa to 20+ wins eight of the last 10 seasons.

MULTIMEDIA GAME INFORMATION

TELEVISION

- **FS1**
- FOX SPORTS APP
- Joe Davis (PxP)
- Casey Jacobsen (analyst)

RADIO

- **Hawkeye Radio Network**
- **XM 387 | SXM App 377**
- Gary Dolphin (PxP)
- Bob Hansen (analyst)

LIVE STATISTICS

- **StatBroadcast**
- hawkeyesports.com

2021-22 SCHEDULE/RESULTS

| Date | Opponent (TV) | Time |
|----------------|------------------------------|------------------|
| Nov. 9 | Longwood | W, 106-73 |
| Nov. 12 | Kansas City | W, 89-57 |
| Nov. 16 | N.C. Central | W, 86-69 |
| Nov. 18 | Alabama State | W, 108-82 |
| Nov. 22 | Western Michigan | W, 109-61 |
| Nov. 26 | Portland State | W, 85-51 |
| Nov. 29 | at Virginia % | W, 75-74 |
| Dec. 3 | at #2 Purdue | L, 70-77 |
| Dec. 6 | Illinois | L, 83-87 |
| Dec. 9 | at #17 Iowa State + | L, 53-73 |
| Dec. 18 | vs. Utah State ^ | W, 94-75 |
| Dec. 21 | Southeastern Louisiana | W, 93-62 |
| Dec. 29 | Western Illinois | W, 92-71 |
| Jan. 3 | Maryland | W, 80-75 |
| Jan. 6 | at #23 Wisconsin | L, 78-87 |
| Jan. 13 | Indiana | W, 83-74 |
| Jan. 16 | at Minnesota | W, 81-71 |
| Jan. 19 | at Rutgers | L, 46-48 |
| Jan. 22 | Penn State | W, 68-51 |
| Jan. 27 | #6 Purdue | L, 73-83 |
| Jan. 31 | at Penn State | L, 86-90 (2 OT) |
| Feb. 6 | Minnesota | W, 71-57 |
| Feb. 10 | at Maryland | W, 110-87 |
| Feb. 13 | Nebraska | W, 98-75 |
| Feb. 17 | Michigan | L, 79-84 |
| Feb. 19 | at #18 Ohio State | W, 75-62 |
| Feb. 22 | Michigan State | W, 86-60 |
| Feb. 25 | at Nebraska | W, 88-78 |
| Feb. 28 | Northwestern | W, 82-61 |
| March 3 | at Michigan | W, 82-71 |
| March 6 | at #20 Illinois (FS1) | 6:37 p.m. |
| March 9-13 | at Big Ten Tournament * | |

all times listed are central

- ^ -- played at Sioux Falls, South Dakota
- % -- Big Ten/ACC Men's Basketball Challenge
- + -- Iowa Corn Cy-Hawk Series
- * -- Big Ten Tournament - Indianapolis

PRONUNCIATION GUIDE

| | |
|---------------|-----------------|
| Luc Laketa | LUKE Luh-KET-uh |
| Josh Ogundele | Oh-GOON-duh-lay |
| Filip Rebraca | Reh-BRAH-chuh |
| Kirk Speraw | SPEAR-awe |
| Joe Toussaint | two-SAHNT |
| Ahron Ulis | YOU-liss |

UI IN THE RANKINGS

| | |
|----------|----|
| NCAA NET | 15 |
| KenPom | 14 |
| Sagarin | 14 |
| BPI | 14 |

INSIDE THE NUMBERS

| | IOWA | ILL |
|--------------------|-------|------|
| Scoring Average | 83.6 | 76.3 |
| Scoring Defense | 70.9 | 67.6 |
| Scoring Margin | +12.7 | +8.7 |
| FG% | .460 | .457 |
| FG% Defense | .437 | .413 |
| FT% | .757 | .708 |
| 3-PT FG% | .358 | .367 |
| 3-PT FG% Defense | .331 | .321 |
| Rebound Margin | +1.3 | +6.4 |
| Assists Per Game | 15.8 | 15.4 |
| Turnovers Per Game | 8.9 | 12.3 |
| Steals Per Game | 7.6 | 5.3 |
| Blocks Per Game | 4.5 | 2.9 |

MISCELLANEOUS STATS

Double-Figure Scoring Games...

| Player | 16-18 | 18-19 | 19-20 | 20-21 | 21-22 | Career |
|-------------------|-------|-------|-------|-------|-------|--------|
| Jordan Bohannon | 39 | 20 | 4 | 15 | 19 | 97 |
| Filip Rebraca | --- | 9 | 26 | 25 | 4 | 64 |
| Keegan Murray | --- | --- | --- | 8 | 28 | 36 |
| Patrick McCaffery | --- | --- | --- | 6 | 18 | 24 |
| Kris Murray | --- | --- | --- | --- | 15 | 15 |
| Connor McCaffery | --- | 3 | 6 | 2 | 3 | 14 |
| Joe Toussaint | --- | --- | 8 | 2 | 2 | 12 |
| Tony Perkins | --- | --- | --- | --- | 7 | 7 |
| Payton Sandfort | --- | --- | --- | --- | 5 | 5 |
| Ahron Ulis | --- | --- | --- | --- | 2 | 2 |

20-Point Scoring Games...

| Player | 16-18 | 18-19 | 19-20 | 20-21 | 21-22 | Career |
|-----------------|-------|-------|-------|-------|-------|--------|
| Jordan Bohannon | 13 | 3 | 1 | 4 | 2 | 23 |
| Keegan Murray | --- | --- | --- | --- | 21 | 21 |
| Kris Murray | --- | --- | --- | --- | 2 | 2 |
| Payton Sandfort | --- | --- | --- | --- | 1 | 1 |
| Tony Perkins | --- | --- | --- | --- | 1 | 1 |

Double-Figure Rebounding Games...

| Player | 16-18 | 18-19 | 19-20 | 20-21 | 21-22 | Career |
|------------------|-------|-------|-------|-------|-------|--------|
| Filip Rebraca | --- | 3 | 14 | 5 | 3 | 25 |
| Keegan Murray | --- | --- | --- | 1 | 8 | 9 |
| Connor McCaffery | --- | --- | 1 | --- | --- | 1 |
| Kris Murray | --- | --- | --- | --- | 1 | 1 |

Double-Doubles...

| Player | 16-18 | 18-19 | 19-20 | 20-21 | 21-22 | Career |
|-----------------|-------|-------|-------|-------|-------|--------|
| Filip Rebraca | --- | 1 | 12 | 5 | 1 | 19 |
| Keegan Murray | --- | --- | --- | --- | 8 | 8 |
| Jordan Bohannon | 6 | --- | --- | 1 | --- | 7 |
| Joe Toussaint | --- | --- | --- | --- | 1 | 1 |
| Kris Murray | --- | --- | --- | --- | 1 | 1 |

4+ Three-Pointer Games...

| Player | 16-18 | 18-19 | 19-20 | 20-21 | 21-22 | Career |
|------------------|-------|-------|-------|-------|-------|--------|
| Jordan Bohannon | 22 | 7 | 2 | 7 | 7 | 45 |
| Connor McCaffery | --- | --- | --- | 1 | 2 | 3 |
| Payton Sandfort | --- | --- | --- | --- | 2 | 2 |
| Keegan Murray | --- | --- | --- | --- | 2 | 2 |

5+ Assists Games...

| Player | 16-18 | 18-19 | 19-20 | 20-21 | 21-22 | Career |
|------------------|-------|-------|-------|-------|-------|--------|
| Jordan Bohannon | 42 | 11 | 1 | 15 | 1 | 70 |
| Connor McCaffery | --- | 9 | 8 | 10 | 1 | 28 |
| Joe Toussaint | --- | --- | 4 | 3 | 7 | 14 |
| Ahron Ulis | --- | --- | --- | --- | 5 | 5 |
| Tony Perkins | --- | --- | --- | --- | 1 | 1 |

3+ Steals Games...

| Player | 16-18 | 18-19 | 19-20 | 20-21 | 21-22 | Career |
|-------------------|-------|-------|-------|-------|-------|--------|
| Joe Toussaint | --- | --- | 1 | 3 | 8 | 12 |
| Connor McCaffery | --- | 1 | 5 | 1 | 2 | 9 |
| Keegan Murray | --- | --- | --- | 2 | 6 | 8 |
| Jordan Bohannon | 3 | 1 | --- | --- | 2 | 6 |
| Tony Perkins | --- | --- | --- | --- | 3 | 3 |
| Ahron Ulis | --- | --- | --- | --- | 1 | 1 |
| Patrick McCaffery | --- | --- | --- | --- | 1 | 1 |
| Kris Murray | --- | --- | --- | --- | 1 | 1 |

3+ Blocks Games...

| Player | 16-18 | 18-19 | 19-20 | 20-21 | 21-22 | Career |
|---------------|-------|-------|-------|-------|-------|--------|
| Keegan Murray | --- | --- | --- | 6 | 8 | 14 |

UI CAREER BIG COACHING WINS

| | | | |
|----|-----|----------------|---------|
| 1. | 125 | Tom Davis | 1986-99 |
| 2. | 115 | Fran McCaffery | 2010- |

UI CAREER COACHING WINS

| | | | |
|----|-----|----------------|---------|
| 1. | 269 | Tom Davis | 1986-99 |
| 2. | 238 | Fran McCaffery | 2010- |

UI ATHLETIC COMMUNICATIONS

S300 Carver-Hawkeye Arena, Iowa City, IA 52242
hawkeyesports.com • hawkeyebasketball.com

MBB CONTACT: MATTHEW WEITZEL

office: 319-335-6590 • cell: 319-430-8176

email: matthew-weitzel@hawkeyesports.com

Twitter: @BigWeitz

MARGIN OF VICTORY/DEFEAT

| Points | 1 | 2 | 3 | 4 | 5 | 6 | 7 | 8 | 9 | 10+ | 15+ | 20+ |
|--------|---|---|---|---|---|---|---|---|---|-----|-----|-----|
| Wins | 1 | 0 | 0 | 0 | 1 | 0 | 0 | 0 | 1 | 5 | 3 | 11 |
| Losses | 0 | 1 | 0 | 2 | 0 | 0 | 1 | 0 | 1 | 1 | 0 | 1 |

THE SETTING

No. 24 Iowa (22-8, 12-7) will face 20th-ranked Illinois (21-8, 14-5) on Sunday in the regular season finale. Tipoff is scheduled for 6:37 p.m. (CT) at the State Farm Center in Champaign, Illinois.

Depending on the results of this weekend's games, Iowa will be the 4, 5 or 6 seed at next week's Big Ten Tournament, while Illinois can achieve a 1, 2 or 3 seed.

Sunday marks the fourth time in five games where Illinois and Iowa will meet with both teams ranked in the AP Top 25.

ON THE AIR

Radio: Iowa games are broadcast on the Hawkeye Radio Network. Gary Dolphin handles the play-by-play, along with color commentator Bob Hansen. The network includes more than 40 stations that blanket the state of Iowa and include portions of Illinois, Nebraska, Minnesota, Missouri, and Wisconsin. The Hawkeye Radio Network coverage includes a 60-minute pregame show.

TV: Sunday's contest will be televised on FS1. Joe Davis and Casey Jacobsen will call the action.

IOWA WINS 5TH STRAIGHT GAME, BEATS MICHIGAN IN ANN ARBOR

The Murray twins combined for 42 points, 13 rebounds, and four blocks in an 82-71 victory at Michigan on Thursday at the Crisler Center in Ann Arbor, Michigan.

- The Hawkeyes recorded their first win in Ann Arbor since 2016.
- All-America candidate Keegan Murray netted a game-best 23 points to move up to fourth on Iowa's single-season scoring chart with 676 points. The 676 points are the most by any Hawkeye sophomore in program history (previous best was 553 by Chris Kingsbury in 1996).
- Iowa improved to 18-2 this season when scoring 80+ points.
- Iowa improved to 3-0 in "Senior Night" games (at Nebraska, vs. Northwestern, at Michigan). The Hawkeyes will play their fourth "Senior Night" game on Sunday at Illinois.
- Jordan Bohannon made five 3-pointers moving into sixth place in NCAA history with 440 career 3-pointers. The 440 triples are the second most by a player from a major conference (457 by Duke's J.J. Reddick).
- Kris Murray tallied 19 points, reaching double figures for the fourth time in five games.
- Iowa shot a season-best 57.9 percent (11-of-19) from 3-point range, marking the third time in four games that the Hawkeyes sank double-digit 3-pointers. Keegan Murray (4-of-4) and Jordan Bohannon (5-of-7) were a combined 9-of-11 (.818) from long distance.
- The Hawkeyes missed only one free throw (11-of-12, .917).
- Iowa led start to finish and led by as many as 19 points.
- Iowa's defense forced 13 Wolverine turnovers, including 10 in the second half.
- Hunter Dickinson netted 15 of his team-best 21 points in the second stanza. He also pulled down a game-best 11 rebounds, rejected four shots, and had four assists.

2021-22 IOWA HAWKEYES ROSTER

| No. | Name | Pos. | Ht. | Wt. | Yr. | Hometown (Last School) |
|-----|-------------------|------|------|-----|------------------|---|
| 0 | Filip Rebraca | F | 6-9 | 230 | Sr. | Sombor, Serbia (University of North Dakota) |
| 2 | Joe Toussaint | G | 6-0 | 190 | Jr. | Bronx, N.Y. (Cardinal Hayes) |
| 3 | Jordan Bohannon | G | 6-1 | 175 | Sr. [^] | Marion, Iowa (Linn-Mar) |
| 4 | Ahron Ulis | G | 6-3 | 195 | So. | Chicago, Ill. (Marion Catholic) |
| 11 | Tony Perkins | G | 6-4 | 205 | So. | Indianapolis, Ind. (Lawrence North) |
| 13 | Austin Ash | G | 6-3 | 180 | Sr. [^] | Cedar Rapids, Iowa (Mount Vernon) |
| 14 | Carter Kingsbury | G | 6-4 | 225 | Fr. | Ponca, Neb. (Brewster Academy) |
| 15 | Keegan Murray | F | 6-8 | 225 | So. | Cedar Rapids, Iowa (Prairie/DME Academy) |
| 20 | Payton Sandfort | F | 6-7 | 215 | Fr. | Waukee, Iowa (Waukee) |
| 22 | Patrick McCaffery | F | 6-9 | 200 | So. [^] | Iowa City, Iowa (West) |
| 23 | Josh Ogundele | C | 6-11 | 265 | So. | London, England (Worcester Academy) |
| 24 | Kris Murray | F | 6-8 | 225 | So. | Cedar Rapids, Iowa (Prairie/DME Academy) |
| 25 | Luc Laketa | G | 6-5 | 180 | Fr. | Concord, Mich. (Winchendon School) |
| 30 | Connor McCaffery | G/F | 6-5 | 220 | Sr. [^] | Iowa City, Iowa (West) |
| 44 | Riley Mulvey | C | 6-11 | 245 | Fr. | Rotterdam, N.Y. (St. Thomas More) |

Head Coach: Fran McCaffery

Assistant Coaches: Kirk Speraw, Sherman Dillard, Billy Taylor



HEAD COACH FRAN McCAFFERY

Fran McCaffery, who is signed through the 2028 season, is in his 12th season as the head basketball coach at the University of Iowa and his 26th year overall as a college head coach. McCaffery has reached the 20-win plateau 11 of the last 15 seasons, including four straight.

McCaffery spent five seasons (2005-10) as the head coach at Siena, six years at UNC-Greensboro (1999-2005) and three seasons at Lehigh (1985-88) before joining the Hawkeyes.

McCaffery has nearly four decades of Division I coaching experience. He is in his 40th season as a collegiate coach, which includes 26 years as a head coach and 14 as an assistant. McCaffery is one of 14 coaches to lead at least four different Division I teams to the NCAA Tournament.

McCaffery, 61, holds a career mark of 489-337 (.592) and guided his teams to 14 postseason appearances (10 NCAA & four NIT). Iowa likely would have competed in another NCAA Tournament in 2020, if not for the NCAA canceling the postseason due to COVID-19. He is 238-160 (.598) at Iowa; the second winningest coach in program history. McCaffery led Iowa to wins in four of the last six NCAA Tournaments (2015, 2016, 2019, and 2021).

Since taking over the Iowa program in 2010, Iowa has earned eight postseason tournament berths (5 NCAA, 3 NIT). McCaffery coached Iowa to 25 victories in 2013, equaling the second-most win total in program history. McCaffery has guided five players to first team All-Big Ten status six of the last eight years, including the 2020 & 2021 National and Big Ten Player of the Year, Luka Garza.

McCaffery has posted upper division finishes in nine of the last 10 seasons at Iowa and 21 of 26 seasons as a head coach. He has posted 20 wins or more 11 of the last 15 seasons, including eight of the last 10 years at Iowa (2013, 2014, 2015, 2016, 2019, 2020, 2021, and 2022). Iowa's 205 victories between 2013-21 are the most over a 10-year span at Iowa since 1987-96 (207).

McCaffery and the Hawkeyes boast a 153-40 (.793) home record the last 11 seasons, which includes a school-record 18 wins in 2014 and 13 consecutive victories in 2019-20. Iowa has won 14+ games in Carver-Hawkeye Arena each of the last four seasons (2019, 2020, 2021, and 2022).

McCaffery's five years at Siena were the best in its 70-year history. He led the Saints on an incredible run that ended with three straight Metro Atlantic Athletic Conference championships and NCAA Tournament appearances.

McCaffery's Saints owned a 112-51 (.687) record in his five years with the program. He guided the Saints to four consecutive 20-win seasons. McCaffery's achievements earned the head coach Siena Hall of Fame recognition in 2017.

The 2009 MAAC Coach of the Year and 2010 District I Coach of the Year is the third winningest coach, by percentage, in league history (68-22, .756). He is the only coach to guide a MAAC program to two NCAA Tournament wins. McCaffery led his 2008 and 2009 teams to first round NCAA Tournament victories over Vanderbilt and Ohio State, respectively.

In his final two seasons at Siena, he coached the Saints to back-to-back 27-win campaigns and boasted a combined 39-3 (.929) record against MAAC opponents, which included MAAC Tournament contests.

McCaffery began his coaching career as an assistant at Penn (1982-83) and Lehigh (1983-85). After three seasons as head coach at Lehigh, he spent 11 seasons as an assistant at Notre Dame (1988-99).

McCaffery played basketball at Wake Forest his freshman year (1977-78) and concluded his playing career at Penn his final three seasons (1979-82).

He earned his B.S. degree in Economics from The Wharton School (Penn) in 1982. McCaffery also earned a Master of Education from Lehigh in 1985.



COACHING HONORS

NABC District I Coach of the Year, 2009-10
MAAC Coach of the Year, 2008-09

HEAD COACHING EXPERIENCE

Lehigh (1985-88):49-39 (.557); 8-6 (.571) League
UNC-Greensboro (1999-05).....90-87 (.508); 49-47 (.510) League
Siena (2005-10)112-51 (.687); 68-22 (.756) League
Iowa (2010-present):238-160 (.598); 115-109 (.513) League

THE McCAFFERY FILE

Born: May 23, 1959
Hometown: Philadelphia, Pennsylvania
High School: LaSalle, 1977
College: B.S. in Economics, The Wharton School (Penn), 1982
Master of Education, Lehigh, 1985
Family: Wife, Margaret
Sons, Connor, Patrick and Jonathan Francis
Daughter, Marit Katherine
Brother, Jack (sportswriter in Philadelphia area)

Coaching Honors

MAAC Coach of the Year, 2009
NABC District I Coach of the Year, 2009-10

Coaching History (39 years)

1983 Assistant Coach, Penn
1984-85 Assistant Coach, Lehigh
1985-88 Head Coach, Lehigh
1988-99 Assistant Coach, Notre Dame
1999-05 Head Coach, UNC-Greensboro
2005-10 Head Coach, Siena
2010-present Head Coach, University of Iowa

Coaching Chart

Overall (26 seasons): 489-337 (.592)
At Iowa (12 seasons): 238-160 (.598)
At Siena (five seasons): 112-51 (.688)
At UNCG (six seasons): 90-87 (.508)
At Lehigh (three seasons): 49-40 (.551)
NCAA Tournament (10 appearances*): 6-9
NIT (four appearances): 6-4

**McCaffery is the first coach to bring three different programs from one-bid leagues to the NCAA Tournament (conferences that sent just one team the year his program advanced).*

McCaffery in Postseason Play

1988 NCAA Tournament -- Lehigh
1989 NCAA Tournament -- Notre Dame
1990 NCAA Tournament -- Notre Dame
1992 NIT -- Notre Dame
1997 NIT -- Notre Dame
2001 NCAA Tournament -- UNC-Greensboro
2002 NIT -- UNC-Greensboro
2008 NCAA Tournament -- Siena
2009 NCAA Tournament -- Siena
2010 NCAA Tournament -- Siena
2012 NIT -- Iowa
2013 NIT -- Iowa
2014 NCAA Tournament -- Iowa
2015 NCAA Tournament -- Iowa
2016 NCAA Tournament -- Iowa
2017 NIT -- Iowa
2019 NCAA Tournament -- Iowa
2020 NCAA Tournament postponed (COVID-19)
2021 NCAA Tournament -- Iowa

Playing Experience

Wake Forest, 1977-78
Penn, 1979-82



Big Ten Standings/Schedule

| Team | Big Ten | Pct. | Overall | Pct. |
|----------------|-------------|-------------|-------------|-------------|
| Wisconsin | 15-4 | .789 | 24-5 | .828 |
| Illinois | 14-5 | .737 | 21-8 | .724 |
| Purdue | 13-6 | .684 | 24-6 | .800 |
| IOWA | 12-7 | .632 | 22-8 | .733 |
| Ohio State | 12-7 | .632 | 19-9 | .679 |
| Rutgers | 11-8 | .579 | 17-12 | .586 |
| Michigan State | 10-9 | .526 | 19-11 | .633 |
| Michigan | 10-9 | .526 | 16-13 | .552 |
| Indiana | 9-10 | .474 | 18-11 | .621 |
| Maryland | 7-12 | .368 | 15-15 | .500 |
| Penn State | 7-12 | .368 | 12-15 | .444 |
| Northwestern | 6-13 | .316 | 13-15 | .464 |
| Minnesota | 4-15 | .211 | 13-15 | .464 |
| Nebraska | 3-16 | .158 | 9-21 | .300 |

Saturday, March 5

Indiana at Purdue, 1 p.m.

Sunday, March 6

Penn State at Rutgers, 11 a.m.

Michigan at Ohio State, 11:30 a.m.

Nebraska at Wisconsin, 1 p.m.

Maryland at Michigan State, 3:30 p.m.

Minnesota at Northwestern, 6:30 p.m.

IOWA at Illinois, 6:30 p.m.

All times are central

National Rankings

AP Poll

Feb. 28

- Gonzaga
- Arizona
- Baylor
- Duke
- Auburn
- Kansas
- Kentucky
- Purdue
- Providence
- Wisconsin
- Villanova
- Texas Tech
- Tennessee
- Houston
- Arkansas
- USC
- UCLA
- Connecticut
- St. Mary's
- Illinois
- Texas
- Murray State
- Ohio State
- IOWA**
- Alabama

USA Today Poll

Feb. 28

- Gonzaga
- Duke
- Arizona
- Baylor
- Auburn
- Kentucky
- Kansas
- Providence
- Purdue
- Wisconsin
- Villanova
- Texas Tech
- Tennessee
- Houston
- Arkansas
- USC
- Illinois
- UCLA
- Connecticut
- Saint Mary's
- Texas
- Murray State
- Ohio State
- Alabama
- IOWA**
- Michigan State

2021-22 IOWA CAPTAINS

Iowa captains are Jordan Bohannon and Connor McCaffery.

ALL-TIME SERIES RECORDS

Illinois holds an 89-76 advantage in the series. The Fighting Illini have won four consecutive in the series since snapping Iowa's five-game win streak from 2018-20.

Illinois holds a 64-17 advantage in games played in Champaign. The teams have split the last six meetings at the State Farm Center, with the Illini winning the last two. Iowa and Illinois also met in Champaign in the regular season finale two years ago on March 8, 2020 (Illinois won 78-76).

SCOUTING ILLINOIS

- Illinois (14 NET ranking) has won three of its last four games, including two straight. The Fighting Illini are 12-3 inside the State Farm Center this season.
- Illinois defeated Penn State 60-55 Thursday evening in Champaign. Da'Monte Williams led the Fighting Illini with 14 points, with Kofi Cockburn added 11 and Trent Frazier 10. Cockburn led Illinois with six rebounds and Frazier added four assists.
- In defeating Penn State, Illinois allowed the Nittany Lions just three free throw attempts (made one), while Illinois connected on 15-of-17 attempts. In Iowa's win at Michigan the same night, the Hawkeyes were 11-12 from the line, compared to 4-8 for Michigan.
- Iowa and Illinois each feature balanced scoring, with four players on each team averaging in double figures. Iowa is led by Keegan Murray (23.3), while Kofi Cockburn leads Illinois with 21 points per game. Other double figure scorers for Illinois include Alfonso Plummer (15.1), Trent Frazier (12.5) and Jacob Grandison (10.3)
- Alfonso Plummer leads the Big Ten with 89 made three-point baskets, while Iowa's Jordan Bohannon is second with 76 treys. Bohannon is shooting 88.8 percent from the foul line, while Plummer is at 87.3 percent. In league games only, Iowa and Illinois lead the conference with 8.79 three-pointers per game.
- Kofi Cockburn ranks 16th nationally with 14 double-doubles. Keegan Murray leads Iowa with eight double-doubles. Murray is fourth in the nation in scoring (23.3), while Cockburn ranks 11th in scoring (21.0) and 10th in rebounds per game (10.5).
- Brad Underwood is in his fifth year as head coach at Illinois (92-64, .590). Underwood arrived at Illinois from Oklahoma State, where he led the Cowboys to the 2017 NCAA Tournament. Prior to his one-year at Oklahoma State, he led Stephen F. Austin to the Southland Conference regular season and tournament titles in each of his three seasons.

LAST MEETING AGAINST ILLINOIS

Illinois outrebounded Iowa by 29 (52-23) in an 87-83 victory over the Hawkeyes on Dec. 6, 2021, in Iowa's Big Ten home opener at Carver-Hawkeye Arena in Iowa City.

- Keegan Murray, returned to the lineup after missing Iowa's previous game at Purdue (ankle). Murray netted 17 of his team-best 19 points over the final 19 minutes, including a stretch of 12 straight points.
- Iowa, who ranks among the nation's best in fewest turnovers per game, committed just four turnovers, equaling a season low (Virginia).
- Iowa's bench accounted for 43 of the team's 83 points.
- The Hawkeyes scored 26 points following 18 Illinois turnovers.
- Tony Perkins scored 13 of his 16 points in the first half.
- The Hawkeyes had a game-best 14-0 scoring run in the first half.
- Alfonso Plummer (21) and Jacob Grandison (21) combined for 42 of Illinois' 87 points, while Kofi Cockburn posted a double-double (17 points, 18 rebounds).

MURRAY NAMED PLAYER OF THE WEEK

Sophomore Keegan Murray has been named Big Ten Player of the Week for the fifth time this season after leading Iowa to wins over Michigan State and at Nebraska. It is the fifth weekly honor for Murray, who averaged 21.5 points and 8.2 rebounds.

IOWA HISTORY

Iowa has played 2,902 games since beginning basketball in 1902. Iowa's overall record is 1,714-1,188 (.591). Iowa's 1,714 wins are 36th most among Division I programs. That includes a 1,097-377 (.744) record in home games, a 617-811 (.432) record in contests away from Iowa City, an 814-812 (.502) mark in Big Ten games and a 501-151 (.768) record in Carver-Hawkeye Arena.



NUMBER OF THE WEEK -- 3

Iowa is seeking to become the first school to have a men's basketball player lead the Big Ten in scoring three straight seasons since Purdue from 1968-70.

Iowa's Luka Garza led the conference in scoring average in 2020 (26.2 ppg) and 2021 (21.9 ppg). Keegan Murray leads the league this season, averaging 23.3 points per game.

Purdue legend Rick Mount led the Big Ten in scoring in 1968 (29.7 ppg), 1969 (35.2 ppg), and 1970 (39.4 ppg).

KEEGAN MURRAY GARNERS NATIONAL ATTENTION

Keegan Murray has been selected to the Wooden Award Late-Season Top 20, Naismith Trophy Midseason Team, Lute Olson National Player of the Year Award Midseason List, Karl Malone Power Forward of the Year Award Finalist, *Sporting News* and *The Athletic* Second Team All-America, Big Ten Player of the Week five times this season (Nov. 22; Dec. 20; Jan. 3; Feb. 14; Feb. 28), and the Naismith Trophy Player of the Week (Feb. 14).

The Hawkeyes have had a student-athlete named to the Wooden Award Late-Season Top 20 three straight years and four of the last seven seasons. Former Hawkeye Luka Garza was the recipient of the 2021 John R. Wooden Award and was a finalist in 2020 award, while Jarrod Uthoff was a semifinalist in 2016. Garza was also the recipient of the 2021 Lute Olson Award.

Murray has earned the Big Ten weekly honor a program-best five times. Garza previously held the school record for most Big Ten weekly accolades since the inception of the award during the 1981-82 season (three times in 2020-21).

Murray has totaled 25 points or more 13 times this year, which are the most of any player from a major conference. He is also the only Hawkeye underclassman (freshman or sophomore) with four 30+ performances in a single season.

Murray averaged 7.2 points per game last year and is averaging 23.3 this season (+16.1). The last Big Ten player to increase his scoring by 16 points per game from one season to the next was Illinois' Rick Schmidt, who went from 3.8 ppg in 1972-73 to 21.4 ppg in 1973-74 (+17.6).

Murray, who has posted a team-leading eight double-doubles this season, combined for 65 points in two games against Maryland. He amassed 35 points and eight rebounds on Jan. 3 and tallied 30 points on 12-of-14 shooting from the field and 4-of-7 from the foul line and grabbed seven rebounds at Maryland on Feb. 10.

Murray poured in a game and career-best 37 points, six rebounds, and a game bests in steals (3) and blocks (2) against Nebraska on Feb. 13. The 37 points are believed to be the third most by any men's basketball player in Carver-Hawkeye Arena's 39-year history (45 by Brian Quinnett of Washington State in 1986; 41 by Iowa's Luka Garza in 2020).

Murray is the first Hawkeye to score 30+ points in back-to-back Big Ten games since Matt Gatens 10 years ago in 2012 (30 vs. Indiana and 33 vs. Wisconsin).

Murray exploded for a then career-best 35 points versus Utah State. He scored 18 straight Iowa points spanning 6:08 in the first half. Murray was six points from the Sanford Pentagon scoring record.

Murray had a historic stat line against N.C. Central, registering 27 points, 21 rebounds, and four blocks. He became the fourth Hawkeye over the last five decades, and first since 1977, to score 20+ points and grab 20+ rebounds.

Murray posted game bests in points (29), rebounds (10), and blocks (3), while also dishing out three assists in Iowa's win over Western Illinois. He shot a blistering 65 percent from the field, making 13-of-20 attempts.

IOWA IN BIG TEN STATISTICS

| Category | All Games | | Conf Only | | NCAA | |
|--------------------|-----------|------|-----------|------|-------|-------|
| | Stat | Rank | Stat | Rank | Stat | Rank |
| Turnover Margin | +5.3 | 1st | +5.05 | 1st | +5.3 | 4th |
| Steals | 7.6 | 1st | 7.4 | 1st | 7.6 | 80th |
| Assist/TO Ratio | 1.8 | 1st | 1.66 | 1st | 1.8 | 1st |
| Scoring Offense | 83.6 | 1st | 79.9 | 1st | 83.6 | 5th |
| Scoring Margin | +12.7 | 1st | +7.3 | 1st | +12.7 | 10th |
| Assists | 15.8 | 2nd | 14.5 | 5th | 15.8 | 28th |
| Free Throw % | .757 | 2nd | .721 | 9th | .757 | 39th |
| 3-Pt. FG Per Game | 9.0 | 3rd | 8.79 | T1st | 9.0 | 40th |
| Blocked Shots | 4.5 | 4th | 4.26 | 4th | 4.5 | 49th |
| Field Goal % | .460 | 4th | .444 | 7th | .460 | 75th |
| 3-Pt. Field Goal % | .358 | 6th | .357 | 6th | .358 | 76th |
| 3-PT FG Defense | .331 | 6th | .349 | 8th | .331 | 159th |
| Rebound Margin | +1.3 | 9th | -1.74 | 10th | +1.3 | 152nd |
| FG% Defense | .437 | 11th | .447 | 9th | .437 | 205th |
| Scoring Defense | 70.9 | 13th | 72.6 | 11th | 70.9 | 227th |

| Category | Player | All Games | | NCAA | |
|-----------------|-----------------|-----------|------|------|-------|
| | | Stat | Rank | Stat | Rank |
| FG% | Keegan Murray | .566 | 4th | .566 | 23rd |
| Rebounding | Keegan Murray | 8.5 | 3rd | 8.5 | 41st |
| Scoring | Keegan Murray | 23.3 | 1st | 23.3 | 4th |
| Steals | Joe Toussaint | 1.37 | 7th | 1.37 | 273rd |
| | Keegan Murray | 1.31 | 9th | 1.31 | 324th |
| Assists | Joe Toussaint | 3.5 | 13th | 3.5 | 221st |
| FT Percentage | Keegan Murray | .724 | 11th | .724 | 322nd |
| 3-pointers | Jordan Bohannon | 2.53 | 4th | 2.53 | 87th |
| Blocked Shots | Keegan Murray | 2.03 | 4th | 2.03 | 47th |
| | Kris Murray | 1.0 | 9th | 1.0 | 199th |
| Assist/TO Ratio | Joe Toussaint | 2.56 | 2nd | 2.56 | 25th |
| FT Made | Keegan Murray | 118 | 6th | 118 | 59th |
| Double-Doubles | Keegan Murray | 8 | 5th | 8 | 55th |

TWICE AS NICE

Sophomores Keegan and Kris Murray rank first and fourth, respectively, in team scoring. Keegan averages 23.3 points, while Kris averages 10.2 points. Keegan also ranks first on the squad in rebounds per game (8.5), blocks per game (2.03), and free throws made (118), while Kris ranks second on the squad in blocks per contest (1.0), third in rebounds (4.5), and first in 3-point accuracy (.402, 37-of-92).

JORDAN BOHANNON HOLDS 5 IOWA RECORDS

Jordan Bohannon, competing in his sixth season, is the program's career leader in four statistical categories: assists (692), 3-pointers made (440), games played (173), and free throw percentage (.887, 361-407). He sank a school and Xfinity Center record 10 3-pointers at Maryland on Feb. 10, 2022. The 10 triples were one shy of tying the Big Ten record. His 435 triples are the most in Big Ten history and 173 more than any other Hawkeye.

He has made 76 treys this season, second most among Big Ten student-athletes.

Bohannon (173) is the NCAA all-time leader in career games played. He is sixth in the NCAA with 440 career 3-point field goals made. The 440 triples are the second most by a player from a major conference (457 by Duke's J.J. Reddick). He ranks third in career scoring at Iowa (1,975) and eighth in field goals made (587).

Bohannon, an honorable mention all-conference honoree in 2021, is the only Division I player over the last 25 years to make 75+ 3-pointers in five seasons.



IOWA SIGNS 2 PREP STANDOUTS

JOSH DIX // G, 6-5, 190 // Council Bluffs, Iowa (Council Bluffs High School)

- Three-year team captain
- Two-time first-team all-conference selection and City Player of the Year
- Third team all-state as a sophomore and first-team all-state as a junior
- Shot 50 percent or better from the field his first three seasons of prep basketball
- Averaged a team-best 19.4 points, 7.2 rebounds, 4.3 assists as a junior
- Shot at 54 percent from the field, 38 percent from 3-point range, and 73 percent from the foul line as a junior
- Surpassed 1,000 career points last season
- Averaged 17.5 points, 5.1 rebounds as a sophomore and 10.2 points per contest as a freshman
- Three-time academic all-conference honoree

FRAN McCAFFERY ON JOSH DIX

"Josh is incredibly versatile. He can play multiple positions. He has a great frame. Josh is good with the ball in his hands finding people and getting to the rim. He's physical defensively and is an excellent rebounder for his position. Josh is a winning player. We are really excited about him."

DASONTE BOWEN // G, 6-3, 165 // Boston, Massachusetts (Brewster Academy)

- Ranked No. 91 in the ESPN Top 100 for the Class of 2022
- Averaged 15.2 points, 3.6 rebounds, 2.6 assists, and 1.4 steals while shooting 52.7 percent from the field, 47.4 percent from 3-point range, and 90 percent from the foul line this past summer playing EYBL
- Netted 37 points and seven assists in a game as a sophomore at Worcester Academy
- All-NEPSAC first team honoree as a sophomore
- Played with Hawkeye sophomore Josh Ogundele at Worcester Academy in 2020

FRAN McCAFFERY ON DASONTE BOWEN

"Dasonte is creative and fearless on the basketball court. He has incredible vision and makes plays. Dasonte can step back and hit the three, but he is constantly attacking the defense. He can rebound and score a variety of ways. He is an incredibly unselfish player. We are excited to welcome him to the Hawkeye family."

Bohannon ranked first in the league in 3-point accuracy (.394) and second in 3-pointers made per game (2.58) in 2021. He was second in the conference in assist-to-turnover ratio (3.07) and fourth in assists per contest (4.4).

He is one of only three Division I players since the 1992-93 season to amass more than 625 assists and 360 3-pointers.

Bohannon is one of only three Hawkeyes to post four 100-assist seasons (Jeff Horner, Dean Oliver). He has accumulated seven points-assists double-doubles, the most in school history. Bohannon registered a school-record eight games with 10 or more assists.

IOWA'S STATISTICAL COMPARISONS

| | All Games | Big Ten | Home Games | Away Games | Iowa Wins | Iowa Losses |
|------------|-----------|---------|------------|------------|-----------|-------------|
| Record | 22-8 | 12-7 | 15-3 | 7-5 | 22-0 | 0-8 |
| Points | 83.6 | 79.9 | 87.3 | 77.2 | 88.2 | 71.0 |
| Opp. Pts | 70.9 | 72.6 | 68.6 | 74.4 | 68.1 | 78.6 |
| FG% | .460 | .444 | .468 | .449 | .489 | .383 |
| FG Def. | .437 | .447 | .417 | .467 | .429 | .456 |
| 3-PT% | .358 | .357 | .363 | .331 | .385 | .280 |
| 3-pt. Def. | .331 | .349 | .317 | .358 | .328 | .339 |
| FT% | .757 | .721 | .791 | .700 | .769 | .724 |
| REB | 37.5 | 36.2 | 39.5 | 34.6 | 39.4 | 32.5 |
| AST | 15.8 | 14.5 | 16.7 | 14.5 | 16.7 | 13.5 |
| TO | 8.9 | 8.7 | 9.1 | 8.7 | 9.0 | 8.9 |
| STL | 7.6 | 7.4 | 8.3 | 6.4 | 8.0 | 6.5 |
| BLK | 4.5 | 4.3 | 4.7 | 4.1 | 4.6 | 4.1 |

McCAFFERY CLIMBING WINS CHART

Fran McCaffery and the Hawkeyes have reached 20 wins eight of the last 10 seasons. McCaffery and Tom Davis (10) are the only Iowa coaches to win 20 or more games in at least eight seasons.

Among Iowa's head basketball coaches, McCaffery ranks second in tournament appearances behind Davis (9). Davis is Iowa's all-time winningest coach, while McCaffery is second.

HAWKEYE FASTBREAKS

- The Hawkeyes are a perfect 18-0 this season when outrebounding their opponents and 11-0 when Iowa shoots 50 percent or better from the field.
- Iowa has won 10 or more Big Ten games seven of the last eight seasons.
- The Hawkeyes have had scoring runs of 10-0 or more a combined 23 times in 30 games.
- Sophomore Keegan Murray has totaled 25 points or more 13 times this season, the most of any player from a major conference. Murray is also the only Hawkeye underclassman (freshman or sophomore) with four 30+ performances in a single season.
- Iowa is 127-28 when scoring 80 points or more, the last 12 seasons. The Hawkeyes are 91-3 when holding opponents to fewer than 61 points, the last 12 years.
- Jordan Bohannon (120) and Connor McCaffery (101) rank second and fifth, respectively, in most career wins among active Big Ten players.
- The Hawkeyes have three regular season sweeps over Big Ten opponents this season. Iowa has swept Maryland, Minnesota and Nebraska. Iowa has notched single-play wins over Indiana, Michigan State, Northwestern, and Ohio State.
- Kris Murray leads the squad in 3-point accuracy, making 40 percent (37-of-92) of his attempts, while Jordan Bohannon is second (.382, 76-of-199). The duo combined for six triples in Iowa's last game at Michigan.
- Iowa has been making the most of its trips to the foul line. The Hawkeyes are shooting 75.7 percent from the foul line, which ranks fourth in the Big Ten and 39th nationally. The Hawkeyes connected on 11-of-12 free throws Thursday at Michigan. The 446 free throw makes are 26th most in the NCAA.
- Iowa's Keegan Murray (7 games this season) and Luka Garza (19 in a row) are the only two Big Ten men's basketball players to have scored 20+ points in seven straight games over the last decade.
- Jordan Bohannon (30) and Keegan Murray (30) became the first Hawkeye duo to score 30+ points in the same game (at Maryland) since Bruce King (36) and Scott Thompson (30) at Michigan on Jan. 31, 1976.
- The Hawkeyes boasted a 15-3 record in home games this season. Iowa has won 14+ home contests each of the last four years.
- Keegan Murray and Kansas State's Michael Beasley (2007-08) are the only two players from a major conference to score 24+ points in each of their first five games of the season over the last 15 years. He is one of three Big Ten players since the 2002-03 season with six consecutive 20-point games to start the season.
- Iowa posted school single-game records in 3-pointers made (20) and attempted (44) against Alabama State on Nov. 18, besting the previous records of 19-of-43 against Savannah State on Dec. 22, 2018. Iowa's 20 3-pointers made equals the Carver-Hawkeye Arena record (20 by Purdue on Jan. 20, 2018).
- The Hawkeyes topped the century mark in three of their first five games (Longwood, Alabama State, Western Michigan). The last time an Iowa team scored 100+ points in three of its first five games was the start of the 1997-98 season.



- Iowa is the only Division I program with two sets of brothers on the 2021-22 roster, with one being identical twins. Connor and Patrick McCaffery are two years apart, while Keegan and Kris Murray are identical twins. The Murray twins are one of five twins on Division I rosters this season (Arizona State, San Diego State, SIUE, and Wisconsin).
- Iowa has won three straight games over Michigan State, dating back to 2021; that is the longest win streak over the Spartans since 2006. The Hawkeyes have defeated the Spartans by a combined 56 points in its last two victories -- 88-58 on Feb. 13, 2021, in East Lansing and 86-60 on Feb. 22, 2022. The 26-point victory is the largest margin in Iowa City since 1996 (83-47).
- Virginia has allowed 75+ points at home only six times under head coach Tony Bennett. Iowa has accounted for two of those six (75 in 2021 and 75 in 2013).
- At Virginia and versus Illinois, the Hawkeyes committed a season-low four turnovers, tying the third fewest total in a single-game in the Fran McCaffery era. The four turnovers against the Cavaliers are the fourth lowest in any Big Ten/ACC Challenge game.
- The Hawkeyes have won seven of their last nine, including four straight, Big Ten/ACC Challenge games.
- Iowa has won an NCAA Tournament game each of its last four tournament appearances.
- Iowa has qualified for five NCAA tournaments over the last seven completed seasons (2014-16, 2019, 2021) and eight postseason tournaments over the last nine completed seasons (5 NCAA; 3 NIT).
- Florida State has won an NCAA-record 13 straight overtime games, dating back to January, 2018. The last team to beat the Seminoles in overtime was Iowa (78-75) on Dec. 2, 2015, in Iowa City. That game featured 21 lead changes.

PATRICK McCAFFERY PLAYING HIS BEST BASKETBALL

Redshirt sophomore Patrick McCaffery has been playing his best basketball the past month. McCaffery has netted double figures in scoring eight of the last 13 games played. He did not play in Iowa's outing against Northwestern due to a hip injury but returned to play just over 18 minutes in the win at Michigan.

McCaffery scored a season-high 18 points and tied a career high with seven rebounds in Iowa's win over Minnesota Feb. 6. McCaffery has made at least one 3-pointer in eight of the last 13 games, including sinking three in both games against Penn State last month.

He added 13 points and five rebounds in a home loss to Michigan. He added seven points and five rebounds in Iowa's win at No. 18 Ohio State and five points and six rebounds in a win over Michigan State. He netted 10 points at Nebraska (Feb. 25).

STEALING THE ROCK

Iowa ranks first in the Big Ten and 80th nationally in steals per game (7.6). The last time a Hawkeye team led the conference in steals was during the 2016-17 season (8.1 per game). The Hawkeyes recorded 10 steals in each of their last two games (wins over Northwestern and Michigan).

VALUING THE BASKETBALL

The Hawkeyes are tops in the country in assist-to-turnover ratio (1.77); second in fewest turnovers per game (8.9); and fourth in turnover margin (5.3).

Connor McCaffery has continued his mastery of limiting turnovers in 2021-22 with 49 assists and only 10 turnovers (one per 46.3 minutes played), boasting a robust 4.9 assist-to-turnover ratio. Joe Toussaint's 2.56 ratio is second best in the league and 25th nationally.

Iowa ranked first in the nation in assist-to-turnover ratio (2.02) last season. The Hawkeyes had two players ranked high nationally in assist-to-turnover ratio. Connor McCaffery was fourth in the country with a 3.73 ratio (112 assists; 30 turnovers), while Jordan Bohannon was 13th with a 3.07 ratio (135 assists; 44 turnovers).

SPOTLIGHTING KEEGAN MURRAY'S DOMINATING EFFORT

Keegan Murray posted 27 points, 21 rebounds, four blocks, and two assists in Iowa's win over North Carolina Central on Nov. 16. He accomplished something that has not been done in over four decades by a Hawkeye.

Murray is the first Hawkeye to total 25+ points and 20+ rebounds in a game since Bruce King in 1977. King had 31 points and 21 rebounds vs. Ohio State in 1977.

Murray is one four players over the last five decades to post a 20-20 game: Kevin Kunnert (24-23) vs. Illinois in 1972; Fred Haberecht (29-20) vs. Wisconsin in 1975; Bruce King (42-20) vs. Pittsburgh in 1976; Bruce King (31-21) vs. Ohio State in 1977.

LAST 9 GAMES STATISTICS (8-1)

| No. | Player | Total | | | 3-Point | | | F-Throw | | Rebounds | | | | Other Stats | | | | | | | | | |
|------------------|--------------------|----------|-------------|------|----------------|-------------|---------------|-------------|----------------|-------------|------------|------------|------------|-------------|------------|----------|------------|------------|-----------|-----------|------------|-------------|--|
| | | GP-GS | MIN | AVG | FG-FGA | FG% | 3FG-3FGA | 3FG% | FT-FTA | FT% | OFF | DEF | TOT | AVG | PF | DQ | A | TO | BLK | STL | PTS | AVG | |
| 15 | MURRAY, Keegan | 9-9 | 299:17 | 33.3 | 87-146 | .596 | 18-36 | .500 | 38-59 | .644 | 24 | 57 | 81 | 9.0 | 17 | 0 | 17 | 8 | 18 | 10 | 230 | 25.6 | |
| 3 | BOHANNON, Jordan | 9-9 | 267:34 | 29.7 | 35-80 | .438 | 31-70 | .443 | 26-29 | .897 | 3 | 14 | 17 | 1.9 | 9 | 0 | 21 | 10 | 0 | 9 | 127 | 14.1 | |
| 24 | MURRAY, Kris | 9-0 | 160:04 | 17.8 | 34-67 | .507 | 11-27 | .407 | 8-11 | .727 | 11 | 30 | 41 | 4.6 | 27 | 1 | 9 | 6 | 8 | 7 | 87 | 9.7 | |
| 22 | MCCAFFERY, Patrick | 8-8 | 184:09 | 23.0 | 29-74 | .392 | 6-23 | .261 | 8-12 | .667 | 10 | 26 | 36 | 4.5 | 5 | 0 | 12 | 7 | 5 | 3 | 72 | 9.0 | |
| 11 | PERKINS, Tony | 9-9 | 161:26 | 17.9 | 26-53 | .491 | 3-7 | .429 | 8-10 | .800 | 8 | 16 | 24 | 2.7 | 10 | 0 | 12 | 6 | 1 | 9 | 63 | 7.0 | |
| 0 | REBRACA, Filip | 9-9 | 190:41 | 21.2 | 17-44 | .386 | 0-1 | .000 | 12-15 | .800 | 20 | 23 | 43 | 4.8 | 19 | 0 | 8 | 11 | 5 | 3 | 46 | 5.1 | |
| 30 | MCCAFFERY, Connor | 8-1 | 150:11 | 18.8 | 12-21 | .571 | 12-20 | .600 | 4-5 | .800 | 6 | 13 | 19 | 2.4 | 16 | 0 | 14 | 3 | 0 | 3 | 40 | 5.0 | |
| 20 | SANDFORT, Payton | 8-0 | 85:58 | 10.7 | 14-33 | .424 | 7-21 | .333 | 2-2 | 1.000 | 9 | 18 | 27 | 3.4 | 9 | 0 | 3 | 7 | 1 | 0 | 37 | 4.6 | |
| 13 | ASH, Austin | 5-0 | 20:23 | 4.1 | 5-12 | .417 | 4-9 | .444 | 2-3 | .667 | 0 | 3 | 3 | 0.6 | 1 | 0 | 2 | 1 | 0 | 0 | 16 | 3.2 | |
| 4 | ULIS, Ahron | 9-0 | 116:01 | 12.9 | 10-28 | .357 | 1-4 | .250 | 7-12 | .583 | 4 | 16 | 20 | 2.2 | 6 | 0 | 12 | 5 | 0 | 5 | 28 | 3.1 | |
| 2 | TOUSSAINT, Joe | 9-0 | 126:48 | 14.1 | 10-30 | .333 | 0-9 | .000 | 1-2 | .500 | 2 | 9 | 11 | 1.2 | 9 | 0 | 25 | 7 | 0 | 7 | 21 | 2.3 | |
| 23 | OGUNDELE, Josh | 5-0 | 18:58 | 3.8 | 2-3 | .667 | 0-0 | .000 | 0-0 | .000 | 1 | 3 | 4 | 0.8 | 3 | 0 | 0 | 2 | 0 | 1 | 4 | 0.8 | |
| 25 | LAKETA, Luc | 4-0 | 07:48 | 2.0 | 0-1 | .000 | 0-1 | .000 | 0-0 | .000 | 0 | 0 | 0 | 0.0 | 1 | 0 | 0 | 2 | 0 | 1 | 0 | 0.0 | |
| 44 | MULVEY, Riley | 4-0 | 10:42 | 2.7 | 0-1 | .000 | 0-0 | .000 | 0-0 | .000 | 0 | 0 | 0 | 0.0 | 1 | 0 | 0 | 0 | 0 | 0 | 0 | 0.0 | |
| Team | | | | | | | | | | | 14 | 11 | 25 | | | | | | | | | 6 | |
| Total | | 9 | 1800 | | 281-593 | .474 | 93-228 | .408 | 116-160 | .725 | 112 | 239 | 351 | 39.0 | 133 | 1 | 135 | 81 | 38 | 58 | 771 | 85.7 | |
| Opponents | | 9 | 1800 | | 239-542 | .441 | 67-193 | .347 | 92-127 | .724 | 89 | 223 | 312 | 34.7 | 141 | 1 | 130 | 114 | 37 | 50 | 637 | 70.8 | |

The last Big Ten player to have a 20-20 performance was Purdue's Trevion Williams at Michigan on Jan. 9, 2020 (36-20).

Murray is the first Hawkeye since Greg Brunner in 2006 to grab 20+ rebounds in a game; Brunner had 23 against Minnesota on Jan. 18, 2006. Murray is the first major conference player with 27+ points, 21+ rebounds, and 4+ blocks since Kansas State's Michael Beasley versus Sacramento State on Nov. 9, 2007.

SPOTLIGHTING JORDAN BOHANNON'S RECORD PERFORMANCE

Jordan Bohannon added another school record to his collegiate resume on Feb. 10, 2022, at Maryland.

Bohannon drained a school-record 10 3-pointers, surpassing the school's 28-year record previously set twice by Chris Kingsbury (9) in 1994. His 16 3-point attempts tied a personal high (16 versus North Carolina in 2020).

The 10 triples are an Xfinity Center record and ties for second most by a Big Ten player ever. Bohannon's previous high was eight 3-pointers (at Maryland in 2017 and vs Nebraska in 2021).

Bohannon finished the contest with 30 points in 30 minutes, tying his career high (versus UAB on Nov. 22, 2017).

GUARD COMBINATION CONTRIBUTES

In addition to senior Jordan Bohannon scoring in double figures in eight straight games, Iowa's guard combination of Tony Perkins, Joe Toussaint and Ahron Ulis have played well during Iowa's current five-game winning streak.

That trio contributed 15 points, nine rebounds and three assists against Ohio State, with just two turnovers in a combined 49 minutes of action.

Against Michigan State the trio added 12 points, seven rebounds, nine assists and just two turnovers in a combined 52 minutes.

Perkins had a career-best 20 points in the win at Nebraska, hitting 8-10 field goal attempts, and matching his career-best five rebounds. He also was credited with a personal-best five steals in Iowa's win over Northwestern. In the win at Michigan the group added 13 points, five rebounds, three assists and four steals.

KEEGAN MURRAY TABBED PRESEASON ALL-BIG TEN

Sophomore forward Keegan Murray was named to the 2021-22 Big Ten Preseason Player of the Year.

It marks the third straight season that one or more Hawkeyes have been selected to the preseason list, voted upon by a selected panel of media. Joe Wieskamp was selected in 2019 and 2020, while Luka Garza was tabbed the Big Ten Preseason Player of the Year in November 2020.

Murray is one of the league's top emerging players after being named to the five-player All-Big Ten Freshman Team a year ago. The Cedar Rapids, Iowa, native was one of only five players nationally -- and only bench player -- to amass 200 points, 35 blocks, 25 steals, and 15 3-pointers. He was the team's leading scorer (7.8) and rebounder (5.5) off the bench in conference play. Murray led Iowa in blocks 12 times and steals five times. The 6-foot-8 forward was second on the team in steals (26) and ranked 11th in the Big Ten in blocked shots per game (1.26). His 39 blocks tie for fourth most by a freshman in program history.

Murray totaled 13 points, seven rebounds, four blocks, three assists, and a steal in Iowa's first-round NCAA victory over Grand Canyon to become the first Hawkeye ever to stuff the stat sheet with those numbers in an NCAA Tournament contest.

LUKA GARZA'S NO. 55 FORMALLY RETIRED

The University of Iowa Athletics Department formally retired two-time National Player of the Year Luka Garza's No. 55 on Feb. 22.

Iowa also retired the jerseys of former Hawkeye greats Charles "Chuck" Darling, Roy Marble and Murray Wier.

Additionally, all other retired numbers and jerseys for the Iowa men's and women's basketball programs are now hanging from the Carver-Hawkeye Arena rafters.

Garza swept all major postseason men's basketball awards in 2021 (Wooden, Naismith, Associated Press, Oscar Robertson, NABC, Lute Olson, Sporting News) to become the program's first consensus National Player of the Year. Garza is Iowa's only two-time unanimous consensus first-team All-American and only recipient in program history of the Big Ten Jesse Owens Male Athlete of the Year.

He was named national player of the year by six national outlets in 2020, as well being a two-time honoree of the Kareem Abdul-Jabbar Center of the Year and Pete Newell Big Man of the Year.

RECENT GRADUATES PLAYING PROFESSIONAL BASKETBALL

A number of recent Iowa basketball graduates are playing professionally: Joe Wieskamp (NBA San Antonio Spurs), Luka Garza (NBA Detroit Pistons), Jarrod Uthoff (Japan), Devyn Marble (Israel), Tyler Cook (NBA Chicago Bulls), Anthony Clemmons (Italy), Gabriel Olaseni (Turkey), Ryan Kriener (Matsuyama), Bakari Evelyn (Germany), Peter Jok (France), Melsahn Basabe (Puerto Rico), and Aaron White (Serbia).

MARGARET McCAFFERY RECEIVES DISTINGUISHED AWARD

Margaret McCaffery, wife of head coach Fran McCaffery, received the American Cancer Society's distinguished St. George Award during last Sunday's game versus Nebraska in Iowa City.

The St. George Award is one of the highest volunteer honors of the American Cancer Society and is presented to outstanding volunteers nationwide who have made significant contributions to the American Cancer Society's strategic goals.

Margaret has served on the ACS National Board of Directors since 2018. Margaret, along with Fran, have been a champion for the Coaches vs. Cancer program and have raised significant funds to support American Cancer Society efforts, including more than \$4.5 million the past 20 years. In addition to their work with the American Cancer Society and Coaches vs. Cancer, the McCafferys helped spearhead the launch of the new Adolescent and Young Adult (AYA) Cancer Program in Iowa City. The American Cancer Society awarded the McCafferys with the Fighting Spirit Award in 2015.

First conceived in 1949, the St. George National Award has been presented to more than 1,400 Society volunteers nationwide.

COACHING EXPERIENCE


Fran McCaffery has the most experienced coaching staffs in the country. The Iowa men's basketball staff has 75 years of combined collegiate head coaching experience and more than 125 years of collegiate coaching under their belts.

| Coach | Years |
|-----------------|----------|
| Fran McCaffery | 26 years |
| Kirk Speraw | 20 years |
| Sherman Dillard | 10 years |
| Billy Taylor | 14 years |
| Al Seibert | 5 years |

ON THE HORIZON

All 14 Big Ten schools will converge in Indianapolis for the 2022 Big Ten Men's Basketball Tournament, March 9-13.

GAME 31: IOWA AT ILLINOIS



AUSTIN ASH

#13 • Guard
6-3 • 180 • RS-Senior
Cedar Rapids, Iowa
Mount Vernon HS

SEASON HIGHS

POINTS..... 8 vs. PORTLAND STATE (11/26/21)
 FGM..... 3 vs. PORTLAND STATE (11/26/21)
 FGA..... 5, 3X, LAST vs. NORTHWESTERN (2/28/22)
 3-PT FGM..... 2, 2X, LAST AT MARYLAND (2/10/22)
 3-PT FGA..... 5 vs. ALABAMA STATE (11/18/21)
 FTM..... 3, 2X, LAST vs. KANSAS CITY (11/12/21)
 FTA..... 4, 2X, LAST vs. KANSAS CITY (11/12/21)
 REB..... 3 vs. MICHIGAN STATE (2/22/22)
 AST..... 2, 2X, LAST vs. WESTERN MICHIGAN (11/22/21)
 STL.....
 BLK.....
 MIN..... 13 vs. LONGWOOD (11/9/21)

CAREER HIGHS

POINTS..... 9 vs. SAVANNAH ST (12/22/18)
 FGM..... 3, 2X, LAST vs. PORTLAND STATE (11/26/21)
 FGA..... 9 vs. SAVANNAH ST (12/22/18)
 3-PT FGM..... 3 vs. SAVANNAH ST (12/22/18)
 3-PT FGA..... 8 vs. SAVANNAH ST (12/22/18)
 FTM..... 3, 2X, LAST vs. KANSAS CITY (11/12/21)
 FTA..... 4, 2X, LAST vs. KANSAS CITY (11/12/21)
 REB..... 3 vs. MICHIGAN STATE (2/22/22)
 AST..... 2, 3X, LAST vs. WESTERN MICHIGAN (11/22/21)
 STL..... 2 AT INDIANA (2/13/20)
 BLK.....
 MIN..... 19 vs. SAVANNAH ST (12/22/18)

| Opponent | Date | GS | MIN | Total | | 3-Pointers | | Free throws | | Rebounds | | | PF | A | TO | BLK | STL | PTS | AVG | |
|------------------|------------|----|----------------|--------------|-------------|-------------|-------------|-------------|-------------|----------|----------|----------|------------|----------|----------|----------|----------|----------|-----------|------------|
| | | | | FG-FGA | PCT | 3FG-3FGA | PCT | FT-FTA | PCT | OFF | DEF | TOT | | | | | | | | AVG |
| Longwood | 11/09/2021 | | 13:08 | 0-3 | .000 | 0-3 | .000 | 3-4 | .750 | 0 | 0 | 0 | 0.0 | 2 | 2 | 1 | 0 | 0 | 3 | 3.0 |
| Kansas City | 11/12/2021 | | 05:28 | 1-2 | .500 | 0-1 | .000 | 3-4 | .750 | 0 | 0 | 0 | 0.0 | 1 | 1 | 2 | 0 | 0 | 5 | 4.0 |
| N.C. Central | 11/16/2021 | | 00:50 | 0-0 | .000 | 0-0 | .000 | 0-0 | .000 | 0 | 0 | 0 | 0.0 | 0 | 0 | 0 | 0 | 0 | 0 | 2.7 |
| Alabama St. | 11/18/2021 | | 08:03 | 1-5 | .200 | 1-5 | .200 | 0-0 | .000 | 0 | 0 | 0 | 0.0 | 1 | 1 | 0 | 0 | 0 | 3 | 2.8 |
| Western Mich. | 11/22/2021 | | 07:59 | 2-5 | .400 | 0-1 | .000 | 0-0 | .000 | 1 | 0 | 1 | 0.2 | 0 | 2 | 1 | 0 | 0 | 4 | 3.0 |
| Portland St. | 11/26/2021 | | 05:18 | 3-3 | 1.000 | 2-2 | 1.000 | 0-0 | .000 | 1 | 1 | 2 | 0.5 | 0 | 0 | 0 | 0 | 0 | 4 | 3.8 |
| vs Utah St. | 12/18/2021 | | 02:24 | 0-2 | .000 | 0-2 | .000 | 0-0 | .000 | 0 | 0 | 0 | 0.4 | 0 | 0 | 0 | 0 | 0 | 0 | 3.3 |
| Southeastern La. | 12/21/2021 | | 04:39 | 2-4 | .500 | 0-2 | .000 | 0-0 | .000 | 1 | 1 | 2 | 0.6 | 0 | 0 | 0 | 0 | 0 | 4 | 3.4 |
| Western Ill. | 12/29/2021 | | 02:48 | 1-1 | 1.000 | 0-0 | .000 | 0-0 | .000 | 0 | 0 | 0 | 0.6 | 0 | 0 | 0 | 0 | 0 | 2 | 3.2 |
| at Wisconsin | 01/06/2022 | | 01:02 | 1-1 | 1.000 | 0-0 | .000 | 0-0 | .000 | 0 | 0 | 0 | 0.5 | 0 | 0 | 0 | 0 | 0 | 2 | 3.1 |
| at Rutgers | 01/19/2022 | | 00:02 | 0-0 | .000 | 0-0 | .000 | 0-0 | .000 | 0 | 0 | 0 | 0.5 | 0 | 0 | 0 | 0 | 0 | 0 | 2.8 |
| at Penn St. | 01/31/2022 | | 00:01 | 0-0 | .000 | 0-0 | .000 | 0-0 | .000 | 0 | 0 | 0 | 0.4 | 0 | 0 | 0 | 0 | 0 | 0 | 2.6 |
| at Maryland | 02/10/2022 | | 07:23 | 2-3 | .667 | 2-3 | .667 | 0-0 | .000 | 0 | 0 | 0 | 0.4 | 0 | 0 | 0 | 0 | 0 | 6 | 2.8 |
| Nebraska | 02/13/2022 | | 03:25 | 1-1 | 1.000 | 1-1 | 1.000 | 0-0 | .000 | 0 | 0 | 0 | 0.4 | 0 | 1 | 0 | 0 | 0 | 3 | 2.9 |
| Michigan | 02/17/2022 | | 00:05 | 0-0 | .000 | 0-0 | .000 | 0-0 | .000 | 0 | 0 | 0 | 0.3 | 1 | 0 | 0 | 0 | 0 | 0 | 2.7 |
| Michigan St. | 02/22/2022 | | 03:35 | 1-3 | .333 | 0-2 | .000 | 2-2 | 1.000 | 0 | 3 | 3 | 0.5 | 0 | 0 | 0 | 0 | 0 | 4 | 2.8 |
| Northwestern | 02/28/2022 | | 05:55 | 1-5 | .200 | 1-3 | .333 | 0-1 | .000 | 0 | 0 | 0 | 0.5 | 0 | 1 | 1 | 0 | 0 | 3 | 2.8 |
| Totals | | | 0 72:05 | 16-38 | .421 | 7-25 | .280 | 8-11 | .727 | 3 | 5 | 8 | 0.5 | 5 | 8 | 5 | 0 | 0 | 47 | 2.8 |

CAREER STATISTICS

| YEAR | G/GS | FG-A | PCT | 3-PT | PCT | FT-A | PCT | REB | AVG | PF-FO | AST | TO | BLK | STL | PTS | AVG |
|---------------|-------------|--------------|-------------|--------------|-------------|--------------|-------------|-----------|------------|-------------|-----------|----------|----------|----------|-----------|------------|
| Fresh. | 9/0 | 5-18 | .278 | 5-16 | .313 | 0-1 | .000 | 5 | 0.6 | 1-0 | 4 | 0 | 0 | 3 | 15 | 1.7 |
| Soph. | 8/0 | 3-12 | .250 | 3-11 | .273 | 3-4 | .750 | 5 | 0.6 | 3-0 | 2 | 2 | 0 | 3 | 12 | 1.5 |
| Junior | 9/0 | 6-15 | .400 | 3-8 | .333 | 0-0 | .000 | 4 | 0.4 | 1-0 | 2 | 0 | 0 | 1 | 15 | 1.7 |
| Senior | 17/0 | 16-38 | .421 | 7-25 | .280 | 8-11 | .727 | 8 | 0.5 | 5-0 | 8 | 5 | 0 | 0 | 47 | 2.8 |
| TOTALS | 43/0 | 30-83 | .361 | 18-61 | .295 | 11-16 | .688 | 22 | 0.5 | 10-0 | 16 | 7 | 0 | 7 | 89 | 2.1 |



JORDAN BOHANNON

#3 • Guard
6-1 • 175 • Sixth Year
Marion, Iowa
Linn-Mar HS

SEASON HIGHS

POINTS.....30 AT MARYLAND (2/10/22)
 FGM.....10 AT MARYLAND (2/10/22)
 FGA.....16 AT MARYLAND (2/10/22)
 3-PT FGM.....10 AT MARYLAND (2/10/22)
 3-PT FGA.....16 AT MARYLAND (2/10/22)
 FTM..... 7 AT NEBRASKA (2/25/22)
 FTA..... 8 AT NEBRASKA (2/25/22)
 REB..... 4 AT NEBRASKA (2/25/22)
 AST..... 5, 2X, LAST AT MARYLAND (2/10/22)
 STL..... 3, 2X, LAST AT MINNESOTA (1/16/22)
 BLK.....
 MIN..... 36 vs. MINNESOTA (2/6/22)

CAREER HIGHS

POINTS.....30, 2X, LAST AT MARYLAND (2/10/22)
 FGM.....10, 3X, LAST AT MARYLAND (2/10/22)
 FGA..... 18 AT NOTRE DAME (11/29/16)
 3-PT FGM..... 10 AT MARYLAND (2/10/22)
 3-PT FGA.....16, 2X, LAST AT MARYLAND (2/10/22)
 FTM..... 10, 2X, LAST vs. NEBRASKA (1/6/19)
 FTA..... 10, 4X, LAST vs. NEBRASKA (1/7/19)
 REB..... 7, 2X, LAST AT INDIANA (2/7/21)
 AST..... 14 vs. MINNESOTA (1/10/21)
 STL..... 6 vs. PITTSBURGH (11/27/18)
 BLK..... 1, 2X, LAST AT MINNESOTA (2/8/17)
 MIN..... 45 AT MINNESOTA (2/8/17)

| Opponent | Date | GS | MIN | Total | | 3-Pointers | | Free throws | | Rebounds | | | PF | A | TO | BLK | STL | PTS | AVG | |
|------------------|------------|----|------------------|---------------|-------------|---------------|-------------|--------------|-------------|----------|-----------|-----------|------------|-----------|-----------|-----------|----------|-----------|------------|-------------|
| | | | | FG-FGA | PCT | 3FG-3FGA | PCT | FT-FTA | PCT | OFF | DEF | TOT | | | | | | | | AVG |
| Longwood | 11/09/2021 | * | 17:02 | 6-8 | .750 | 6-8 | .750 | 0-0 | .000 | 0 | 0 | 0 | 0.0 | 1 | 1 | 0 | 0 | 1 | 18 | 18.0 |
| Kansas City | 11/12/2021 | * | 24:12 | 4-8 | .500 | 3-5 | .600 | 2-2 | 1.000 | 0 | 2 | 2 | 1.0 | 2 | 1 | 0 | 0 | 0 | 13 | 15.5 |
| N.C. Central | 11/16/2021 | * | 24:41 | 1-10 | .100 | 1-9 | .111 | 4-4 | 1.000 | 0 | 2 | 2 | 1.3 | 0 | 1 | 0 | 0 | 0 | 7 | 12.7 |
| Alabama St. | 11/18/2021 | * | 21:47 | 4-8 | .500 | 4-8 | .500 | 0-0 | .000 | 0 | 1 | 1 | 1.3 | 1 | 0 | 0 | 0 | 1 | 12 | 12.5 |
| Western Mich. | 11/22/2021 | * | 19:14 | 2-7 | .286 | 1-5 | .200 | 0-0 | .000 | 0 | 0 | 0 | 1.0 | 1 | 3 | 1 | 0 | 3 | 5 | 11.0 |
| Portland St. | 11/26/2021 | * | 24:36 | 1-4 | .250 | 0-3 | .000 | 3-3 | 1.000 | 0 | 0 | 0 | 0.8 | 0 | 1 | 0 | 0 | 1 | 5 | 10.0 |
| at Virginia | 11/29/2021 | * | 30:42 | 7-12 | .583 | 6-9 | .667 | 0-0 | .000 | 0 | 1 | 1 | 0.9 | 3 | 2 | 0 | 0 | 0 | 20 | 11.4 |
| at Purdue | 12/03/2021 | * | 22:16 | 2-5 | .400 | 0-2 | .000 | 0-0 | .000 | 0 | 1 | 1 | 0.9 | 2 | 1 | 1 | 0 | 0 | 4 | 10.5 |
| Illinois | 12/06/2021 | * | 16:41 | 2-5 | .400 | 0-1 | .000 | 0-0 | .000 | 0 | 0 | 0 | 0.8 | 2 | 1 | 1 | 0 | 0 | 4 | 9.8 |
| at Iowa St. | 12/09/2021 | * | 31:02 | 4-12 | .333 | 3-8 | .375 | 6-6 | 1.000 | 1 | 1 | 2 | 0.9 | 2 | 0 | 2 | 0 | 0 | 17 | 10.5 |
| vs Utah St. | 12/18/2021 | * | 21:37 | 4-7 | .571 | 2-5 | .400 | 1-1 | 1.000 | 0 | 1 | 1 | 0.9 | 3 | 2 | 1 | 0 | 1 | 11 | 10.5 |
| Southeastern La. | 12/21/2021 | * | 22:49 | 4-8 | .500 | 4-8 | .500 | 1-2 | .500 | 0 | 2 | 2 | 1.0 | 0 | 3 | 0 | 0 | 0 | 13 | 10.8 |
| Western Ill. | 12/29/2021 | * | 24:25 | 3-9 | .333 | 1-6 | .167 | 6-6 | 1.000 | 0 | 1 | 1 | 1.0 | 2 | 3 | 1 | 0 | 0 | 13 | 10.9 |
| Maryland | 01/03/2022 | * | 27:28 | 1-5 | .200 | 1-4 | .250 | 5-6 | .833 | 0 | 1 | 1 | 1.0 | 2 | 1 | 0 | 0 | 0 | 8 | 10.7 |
| at Wisconsin | 01/06/2022 | * | 29:10 | 3-6 | .500 | 3-6 | .500 | 3-6 | .500 | 0 | 1 | 1 | 1.0 | 2 | 3 | 0 | 0 | 0 | 12 | 10.8 |
| Indiana | 01/13/2022 | * | 28:42 | 2-11 | .182 | 1-7 | .143 | 6-7 | .857 | 0 | 0 | 0 | 0.9 | 1 | 1 | 0 | 0 | 1 | 11 | 10.8 |
| at Minnesota | 01/16/2022 | * | 30:08 | 3-11 | .273 | 2-8 | .250 | 4-4 | 1.000 | 1 | 2 | 3 | 1.1 | 2 | 2 | 1 | 0 | 3 | 12 | 10.9 |
| at Rutgers | 01/19/2022 | * | 27:33 | 2-11 | .182 | 2-10 | .200 | 0-0 | .000 | 0 | 1 | 1 | 1.1 | 2 | 0 | 1 | 0 | 0 | 6 | 10.6 |
| Penn St. | 01/22/2022 | * | 32:48 | 3-8 | .375 | 3-7 | .429 | 2-2 | 1.000 | 0 | 2 | 2 | 1.1 | 1 | 0 | 1 | 0 | 1 | 11 | 10.6 |
| Purdue | 01/27/2022 | * | 29:38 | 2-6 | .333 | 2-6 | .333 | 0-0 | .000 | 0 | 2 | 2 | 1.2 | 1 | 1 | 3 | 0 | 1 | 6 | 10.4 |
| at Penn St. | 01/31/2022 | * | 34:30 | 0-7 | .000 | 0-4 | .000 | 2-2 | 1.000 | 0 | 0 | 0 | 1.1 | 0 | 5 | 0 | 0 | 0 | 2 | 10.0 |
| Minnesota | 02/06/2022 | * | 35:43 | 2-7 | .286 | 2-7 | .286 | 0-0 | .000 | 0 | 2 | 2 | 1.1 | 2 | 1 | 0 | 0 | 1 | 6 | 9.8 |
| at Maryland | 02/10/2022 | * | 30:52 | 10-16 | .625 | 10-16 | .625 | 0-0 | .000 | 0 | 3 | 3 | 1.2 | 1 | 5 | 0 | 0 | 2 | 30 | 10.7 |
| Nebraska | 02/13/2022 | * | 24:15 | 3-7 | .429 | 2-5 | .400 | 2-2 | 1.000 | 0 | 3 | 3 | 1.3 | 0 | 3 | 1 | 0 | 1 | 10 | 10.7 |
| Michigan | 02/17/2022 | * | 30:04 | 2-5 | .400 | 2-5 | .400 | 5-5 | 1.000 | 0 | 0 | 0 | 1.2 | 1 | 0 | 2 | 0 | 0 | 11 | 10.7 |
| at Ohio St. | 02/19/2022 | * | 30:00 | 3-9 | .333 | 2-7 | .286 | 2-3 | .667 | 1 | 0 | 1 | 1.2 | 2 | 1 | 0 | 0 | 1 | 10 | 10.7 |
| Michigan St. | 02/22/2022 | * | 23:20 | 3-7 | .429 | 3-7 | .429 | 2-2 | 1.000 | 0 | 2 | 2 | 1.3 | 0 | 2 | 0 | 0 | 1 | 11 | 10.7 |
| at Nebraska | 02/25/2022 | * | 32:32 | 2-7 | .286 | 1-5 | .200 | 7-8 | .875 | 1 | 3 | 4 | 1.4 | 0 | 4 | 3 | 0 | 1 | 12 | 10.7 |
| Northwestern | 02/28/2022 | * | 27:46 | 5-14 | .357 | 4-11 | .364 | 4-5 | .800 | 1 | 1 | 2 | 1.4 | 2 | 4 | 1 | 0 | 1 | 18 | 11.0 |
| at Michigan | 03/03/2022 | * | 33:02 | 5-8 | .625 | 5-7 | .714 | 4-4 | 1.000 | 0 | 0 | 0 | 1.3 | 1 | 1 | 3 | 0 | 1 | 19 | 11.2 |
| Totals | | | 30 808:35 | 95-248 | .383 | 76-199 | .382 | 71-80 | .888 | 5 | 35 | 40 | 1.3 | 39 | 53 | 23 | 0 | 22 | 337 | 11.2 |

CAREER STATISTICS

| YEAR | G/GS | FG-A | PCT | 3-PT | PCT | FT-A | PCT | REB | AVG | PF-FO | AST | TO | BLK | STL | PTS | AVG |
|---------|-------|---------|------|--------|------|---------|-------|-----|-----|-------|-----|----|-----|-----|-----|------|
| Fresh. | 34/28 | 118-304 | .388 | 89-214 | .416 | 47-55 | .855 | 76 | 2.2 | 55-0 | 175 | 76 | 2 | 29 | 372 | 10.9 |
| Soph. | 33/33 | 137-324 | .423 | 96-223 | .430 | 75-83 | .904 | 74 | 2.2 | 59-0 | 178 | 68 | 0 | 22 | 445 | 13.5 |
| Junior | 35/35 | 112-294 | .381 | 79-206 | .383 | 102-117 | .880 | 84 | 2.4 | 61-0 | 118 | 58 | 0 | 23 | 405 | 11.6 |
| Senior | 10/6 | 25-84 | .298 | 20-61 | .328 | 18-18 | 1.000 | 16 | 1.6 | 17-0 | 33 | 11 | 0 | 8 | 88 | 8.8 |
| RS-Sen. | 31/3 | | | | | | | | | | | | | | | |

GAME 31: IOWA AT ILLINOIS



LUC LAKETA

#25 • Guard
6-5 • 180 • Freshman
Concord, Michigan
Hanover Horton HS

SEASON HIGHS

POINTS.....3, 2X, LAST VS. WESTERN MICHIGAN (11/22/21)
 FGM.....1, 2X, LAST VS. WESTERN MICHIGAN (11/22/21)
 FGA.....1, 5X, LAST VS. NORTHWESTERN (2/28/22)
 3-PT FGM.....1, 2X, LAST VS. WESTERN MICHIGAN (11/22/21)
 3-PT FGA.....1, 4X, LAST VS. NORTHWESTERN (2/28/22)
 FTM.....
 FTA.....
 REB.....1 VS. PORTLAND STATE (11/26/21)
 AST.....1 VS. SE LOUISIANA (12/21/21)
 STL.....1, 2X, LAST VS. MICHIGAN STATE (2/22/22)
 BLK.....
 MIN.....6 VS. WESTERN MICHIGAN (11/22/21)


CAREER HIGHS

POINTS.....3, 2X, LAST VS. WESTERN MICHIGAN (11/22/21)
 FGM.....1, 2X, LAST VS. WESTERN MICHIGAN (11/22/21)
 FGA.....1, 4X, LAST VS. PORTLAND STATE (11/26/21)
 3-PT FGM.....1, 2X, LAST VS. WESTERN MICHIGAN (11/22/21)
 3-PT FGA.....1, 3X, LAST VS. WESTERN MICHIGAN (11/22/21)
 FTM.....
 FTA.....
 REB.....1 VS. PORTLAND STATE (11/26/21)
 AST.....1 VS. SE LOUISIANA (12/21/21)
 STL.....1, 2X, LAST VS. MICHIGAN STATE (2/22/22)
 BLK.....
 MIN.....6 VS. WESTERN MICHIGAN (11/22/21)

| Opponent | Date | GS | MIN | Total | | 3-Pointers | | Free throws | | Rebounds | | | PF A TO BLK | | | STL | PTS | AVG | | |
|------------------|------------|----------|--------------|------------|-------------|------------|-------------|-------------|-------------|----------|----------|----------|-------------|----------|----------|----------|----------|----------|----------|------------|
| | | | | FG-FGA | PCT | 3FG-3FGA | PCT | FT-FTA | PCT | OFF | DEF | TOT | AVG | PF | A | | | | TO | BLK |
| Longwood | 11/09/2021 | | 02:33 | 0-0 | .000 | 0-0 | .000 | 0-0 | .000 | 0 | 0 | 0 | 0.0 | 0 | 0 | 0 | 0 | 0 | 0.0 | |
| Kansas City | 11/12/2021 | | 04:45 | 0-1 | .000 | 0-1 | .000 | 0-0 | .000 | 0 | 0 | 0 | 0.0 | 0 | 0 | 0 | 0 | 0 | 0.0 | |
| Alabama St. | 11/18/2021 | | 02:17 | 1-1 | 1.000 | 1-1 | 1.000 | 0-0 | .000 | 0 | 0 | 0 | 0.0 | 0 | 0 | 0 | 0 | 3 | 1.0 | |
| Western Mich. | 11/22/2021 | | 06:06 | 1-1 | 1.000 | 1-1 | 1.000 | 0-0 | .000 | 0 | 0 | 0 | 0.0 | 0 | 0 | 0 | 1 | 3 | 1.5 | |
| Portland St. | 11/26/2021 | | 02:11 | 0-1 | .000 | 0-0 | .000 | 0-0 | .000 | 1 | 0 | 1 | 0.2 | 0 | 0 | 0 | 0 | 0 | 1.2 | |
| Southeastern La. | 12/21/2021 | | 02:39 | 0-0 | .000 | 0-0 | .000 | 0-0 | .000 | 0 | 0 | 0 | 0.2 | 0 | 1 | 1 | 0 | 0 | 1.0 | |
| Western Ill. | 12/29/2021 | | 01:47 | 0-0 | .000 | 0-0 | .000 | 0-0 | .000 | 0 | 0 | 0 | 0.1 | 0 | 0 | 0 | 0 | 0 | 0.9 | |
| at Maryland | 02/10/2022 | | 01:43 | 0-0 | .000 | 0-0 | .000 | 0-0 | .000 | 0 | 0 | 0 | 0.1 | 0 | 0 | 0 | 0 | 0 | 0.8 | |
| Nebraska | 02/13/2022 | | 01:09 | 0-0 | .000 | 0-0 | .000 | 0-0 | .000 | 0 | 0 | 0 | 0.1 | 0 | 0 | 0 | 0 | 0 | 0.7 | |
| Michigan St. | 02/22/2022 | | 02:08 | 0-0 | .000 | 0-0 | .000 | 0-0 | .000 | 0 | 0 | 0 | 0.1 | 0 | 0 | 2 | 1 | 0 | 0.6 | |
| Northwestern | 02/28/2022 | | 02:48 | 0-1 | .000 | 0-1 | .000 | 0-0 | .000 | 0 | 0 | 0 | 0.1 | 1 | 0 | 0 | 0 | 0 | 0.5 | |
| Totals | | 0 | 30:06 | 2-5 | .400 | 2-4 | .500 | 0-0 | .000 | 1 | 0 | 1 | 0.1 | 1 | 1 | 3 | 0 | 2 | 6 | 0.5 |

CAREER STATISTICS

| YEAR | G/GS | FG-A | PCT | 3-PT | PCT | FT-A | PCT | REB | AVG | PF-FO | AST | TO | BLK | STL | PTS | AVG |
|--------|------|------|------|------|------|------|------|-----|-----|-------|-----|----|-----|-----|-----|-----|
| Fresh. | 11/0 | 2-5 | .400 | 2-4 | .500 | 0-0 | .000 | 1 | 0.1 | 1-0 | 1 | 3 | 0 | 2 | 6 | 0.5 |



CONNOR MCCAFFERY

#30 • Guard/Forward
6-5 • 205 • RS-Senior
Iowa City, Iowa
West HS

SEASON HIGHS

POINTS.....17 VS. NORTHWESTERN (2/28/22)
 FGM.....5 VS. NORTHWESTERN (2/28/22)
 FGA.....10 VS. NORTHWESTERN (2/28/22)
 3-PT FGM.....5 VS. NORTHWESTERN (2/28/22)
 3-PT FGA.....9 VS. NORTHWESTERN (2/28/22)
 FTM.....2, 5X, LAST VS. NORTHWESTERN (2/28/22)
 FTA.....4 VS. SE LOUISIANA (12/21/21)
 REB.....8 VS. SE LOUISIANA (12/21/21)
 AST.....7 VS. PORTLAND STATE (11/26/21)
 STL.....3, 2X, LAST AT PENN STATE (1/31/22)
 BLK.....
 MIN.....33 VS. NORTHWESTERN (2/28/22)

CAREER HIGHS

POINTS.....19 VS. CONNECTICUT (11/16/18)
 FGM.....6 AT MICHIGAN STATE (2/13/21)
 FGA.....10 VS. NORTHWESTERN (2/28/22)
 3-PT FGM.....5 VS. NORTHWESTERN (2/28/22)
 3-PT FGA.....9 VS. NORTHWESTERN (2/28/22)
 FTM.....9 VS. CONNECTICUT (11/16/18)
 FTA.....11 VS. CONNECTICUT (11/16/18)
 REB.....13 VS. MICHIGAN (1/17/20)
 AST.....10 AT MARYLAND (1/7/21)
 STL.....3, 9X, LAST AT PENN STATE (1/31/22)
 BLK.....1, 8X, LAST VS. ILLINOIS (3/13/21)
 MIN.....39 AT MINNESOTA (2/16/20)

| Opponent | Date | GS | MIN | Total | | 3-Pointers | | Free throws | | Rebounds | | | PF A TO BLK | | | STL | PTS | AVG | | |
|------------------|------------|----------|---------------|--------------|-------------|--------------|-------------|--------------|-------------|-----------|-----------|-----------|-------------|-----------|-----------|-----------|----------|-----------|-----------|------------|
| | | | | FG-FGA | PCT | 3FG-3FGA | PCT | FT-FTA | PCT | OFF | DEF | TOT | AVG | PF | A | | | | TO | BLK |
| Longwood | 11/09/2021 | | 13:55 | 1-1 | 1.000 | 1-1 | 1.000 | 0-0 | .000 | 1 | 6 | 7 | 7.0 | 0 | 0 | 0 | 0 | 0 | 3 | 3.0 |
| Kansas City | 11/12/2021 | | 13:03 | 0-1 | .000 | 0-1 | .000 | 0-0 | .000 | 1 | 2 | 3 | 5.0 | 1 | 3 | 0 | 0 | 0 | 0 | 1.5 |
| N.C. Central | 11/16/2021 | | 21:08 | 0-1 | .000 | 0-1 | .000 | 2-2 | 1.000 | 0 | 1 | 1 | 3.7 | 3 | 3 | 1 | 0 | 1 | 2 | 1.7 |
| Alabama St. | 11/18/2021 | * | 18:11 | 1-1 | 1.000 | 0-0 | .000 | 1-2 | .500 | 2 | 2 | 4 | 3.8 | 2 | 3 | 1 | 0 | 1 | 3 | 2.0 |
| Western Mich. | 11/22/2021 | * | 22:13 | 0-3 | .000 | 0-3 | .000 | 0-0 | .000 | 0 | 2 | 2 | 3.4 | 1 | 2 | 0 | 0 | 0 | 0 | 1.6 |
| Portland St. | 11/26/2021 | | 18:44 | 0-1 | .000 | 0-0 | .000 | 0-0 | .000 | 0 | 3 | 3 | 3.3 | 2 | 7 | 0 | 0 | 2 | 0 | 1.3 |
| at Virginia | 11/29/2021 | | 12:49 | 0-1 | .000 | 0-1 | .000 | 0-0 | .000 | 1 | 2 | 3 | 3.3 | 0 | 2 | 0 | 0 | 0 | 0 | 1.1 |
| at Purdue | 12/03/2021 | | 19:09 | 0-5 | .000 | 0-5 | .000 | 0-0 | .000 | 0 | 2 | 2 | 3.1 | 2 | 1 | 0 | 0 | 1 | 0 | 1.0 |
| Illinois | 12/06/2021 | | 15:15 | 1-2 | .500 | 1-2 | .500 | 0-0 | .000 | 0 | 0 | 0 | 2.8 | 3 | 1 | 0 | 0 | 1 | 3 | 1.2 |
| at Iowa St. | 12/09/2021 | | 08:05 | 0-0 | .000 | 0-0 | .000 | 0-0 | .000 | 1 | 0 | 1 | 2.6 | 0 | 1 | 1 | 0 | 0 | 0 | 1.1 |
| vs Utah St. | 12/18/2021 | | 16:22 | 0-1 | .000 | 0-1 | .000 | 0-0 | .000 | 0 | 1 | 1 | 2.5 | 1 | 2 | 0 | 0 | 0 | 0 | 1.0 |
| Southeastern La. | 12/21/2021 | | 18:24 | 1-1 | 1.000 | 1-1 | 1.000 | 2-4 | .500 | 2 | 6 | 8 | 2.9 | 1 | 2 | 1 | 0 | 0 | 5 | 1.3 |
| Western Ill. | 12/29/2021 | | 10:14 | 0-0 | .000 | 0-0 | .000 | 0-0 | .000 | 0 | 1 | 1 | 2.8 | 0 | 0 | 0 | 0 | 0 | 0 | 1.2 |
| Maryland | 01/03/2022 | | 18:15 | 0-1 | .000 | 0-1 | .000 | 1-2 | .500 | 0 | 1 | 1 | 2.6 | 3 | 1 | 1 | 0 | 1 | 1 | 1.2 |
| at Wisconsin | 01/06/2022 | | 14:59 | 0-0 | .000 | 0-0 | .000 | 0-0 | .000 | 1 | 0 | 1 | 2.5 | 5 | 2 | 0 | 0 | 1 | 0 | 1.1 |
| Indiana | 01/13/2022 | | 20:10 | 1-2 | .500 | 1-2 | .500 | 2-2 | 1.000 | 0 | 1 | 1 | 2.4 | 1 | 1 | 0 | 0 | 3 | 5 | 1.4 |
| at Rutgers | 01/19/2022 | | 09:15 | 0-1 | .000 | 0-1 | .000 | 0-0 | .000 | 0 | 3 | 3 | 2.5 | 2 | 0 | 1 | 0 | 0 | 0 | 1.3 |
| Penn St. | 01/22/2022 | | 16:24 | 0-3 | .000 | 0-2 | .000 | 0-0 | .000 | 1 | 2 | 3 | 2.5 | 1 | 3 | 1 | 0 | 0 | 0 | 1.2 |
| Purdue | 01/27/2022 | | 10:23 | 0-3 | .000 | 0-3 | .000 | 0-0 | .000 | 0 | 1 | 1 | 2.4 | 0 | 1 | 0 | 0 | 0 | 0 | 1.2 |
| at Penn St. | 01/31/2022 | | 16:25 | 4-8 | .500 | 4-7 | .571 | 0-0 | .000 | 1 | 5 | 6 | 2.6 | 2 | 0 | 0 | 0 | 3 | 12 | 1.7 |
| at Maryland | 02/10/2022 | | 04:21 | 0-0 | .000 | 0-0 | .000 | 0-0 | .000 | 1 | 0 | 1 | 2.5 | 1 | 0 | 0 | 0 | 0 | 0 | 1.6 |
| Nebraska | 02/13/2022 | | 19:09 | 1-4 | .250 | 1-4 | .250 | 0-0 | .000 | 2 | 2 | 4 | 2.6 | 3 | 3 | 1 | 0 | 0 | 3 | 1.7 |
| Michigan | 02/17/2022 | | 16:18 | 0-0 | .000 | 0-0 | .000 | 0-0 | .000 | 0 | 4 | 4 | 2.7 | 2 | 4 | 0 | 0 | 1 | 0 | 1.6 |
| at Ohio St. | 02/19/2022 | | 21:17 | 1-1 | 1.000 | 1-1 | 1.000 | 0-0 | .000 | 1 | 2 | 3 | 2.7 | 3 | 2 | 0 | 0 | 0 | 3 | 1.7 |
| Michigan St. | 02/22/2022 | | 09:06 | 2-2 | 1.000 | 2-2 | 1.000 | 0-0 | .000 | 0 | 1 | 1 | 2.6 | 1 | 0 | 0 | 0 | 0 | 6 | 1.8 |
| at Nebraska | 02/25/2022 | | 23:48 | 3-3 | 1.000 | 3-3 | 1.000 | 2-3 | .667 | 1 | 0 | 1 | 2.5 | 1 | 1 | 2 | 0 | 0 | 11 | 2.2 |
| Northwestern | 02/28/2022 | * | 32:48 | 5-10 | .500 | 5-9 | .556 | 2-2 | 1.000 | 1 | 3 | 4 | 2.6 | 3 | 2 | 0 | 0 | 1 | 17 | 2.7 |
| at Michigan | 03/03/2022 | | 23:24 | 0-1 | .000 | 0-1 | .000 | 0-0 | .000 | 0 | 1 | 1 | 2.5 | 2 | 2 | 0 | 0 | 1 | 0 | 2.6 |
| Totals | | 3 | 463:34 | 21-57 | .368 | 20-52 | .385 | 12-17 | .706 | 17 | 54 | 71 | 2.5 | 46 | 49 | 10 | 0 | 17 | 74 | 2.6 |

CAREER STATISTICS

| YEAR | G/GS | FG-A | PCT | 3-PT | PCT | FT-A | PCT | REB | AVG | PF-FO | AST | TO | BLK | STL | PTS | AVG |
|---------------|---------------|----------------|-------------|---------------|-------------|----------------|-------------|------------|------------|--------------|------------|------------|----------|-----------|------------|------------|
| Fresh. | 4/0 | 2-3 | .667 | 1-2 | .500 | 3-4 | .750 | 4 | 1.0 | 2-0 | 7 | 4 | 0 | 2 | 8 | 2.0 |
| RS-Fresh. | 34/0 | 35-97 | .361 | 6-29 | .207 | 73-97 | .753 | 49 | 1.4 | 61-0 | 102 | 43 | 3 | 23 | 149 | 4.4 |
| Soph. | 31/31 | 55-160 | .344 | 33-97 | .340 | 50-64 | .781 | 124 | 4.0 | 80-2 | 124 | 27 | 3 | 35 | 193 | 6.2 |
| Junior | 31/31 | 33-102 | .324 | 18-65 | .277 | 17-29 | .586 | 97 | 3.1 | 81-1 | 112 | 30 | 2 | 19 | 101 | 3.3 |
| Senior | 28/3 | 21-57 | .368 | 20-52 | .385 | 12-17 | .706 | 71 | 2.5 | 46-1 | 49 | 10 | 0 | 17 | 74 | 2.6 |
| TOTALS | 128/65 | 146-419 | .348 | 78-245 | .318 | 155-211 | .735 | 345 | 2.7 | 270-4 | 394 | 114 | 8 | 96 | 525 | 4.1 |

GAME 31: IOWA AT ILLINOIS



PATRICK MCCAFFERY

#22 • Forward
6-9 • 200 • RS-Soph.
Iowa City, Iowa
West HS

SEASON HIGHS

POINTS..... 18 vs. MINNESOTA (2/6/22)
 FGM..... 8 vs. MINNESOTA (2/6/22)
 FGA..... 14 vs. MINNESOTA (2/6/22)
 3-PT FGM..... 3, 2X, LAST AT PENN STATE (1/31/22)
 3-PT FGA..... 6, 2X, LAST AT PENN STATE (1/31/22)
 FTM..... 7 AT PURDUE (12/3/21)
 FTA..... 10 AT PURDUE (12/3/21)
 REB..... 7, 3X, LAST VS. MINNESOTA (2/6/22)
 AST..... 4, 3X, LAST VS. NEBRASKA (2/13/22)
 STL..... 3 vs. INDIANA (1/13/22)
 BLK..... 2, 2X, LAST VS. PENN STATE (1/22/22)
 MIN..... 37 AT PENN STATE (1/31/22)


CAREER HIGHS

POINTS..... 19 vs. NEBRASKA (3/4/21)
 FGM..... 8, 2X, LAST VS. MINNESOTA (2/6/22)
 FGA..... 14 vs. MINNESOTA (2/6/22)
 3-PT FGM..... 3, 3X, LAST AT PENN STATE (1/31/22)
 3-PT FGA..... 6, 3X, LAST AT PENN STATE (1/31/22)
 FTM..... 7 AT PURDUE (12/3/21)
 FTA..... 10 AT PURDUE (12/3/21)
 REB..... 7, 3X, LAST VS. MINNESOTA (2/6/22)
 AST..... 4, 3X, LAST VS. NEBRASKA (2/13/22)
 STL..... 3 vs. INDIANA (1/13/22)
 BLK..... 2, 4X, LAST VS. PENN STATE (1/22/22)
 MIN..... 37 AT PENN STATE (1/31/22)

| Opponent | Date | GS | MIN | Total | | 3-Pointers | | Free throws | | Rebounds | | | | PF | A | TO | BLK | STL | PTS | AVG | |
|------------------|------------|----|-----------|---------------|----------------|-------------|--------------|-------------|--------------|-------------|-----------|-----------|------------|------------|-----------|-----------|-----------|-----------|-----------|------------|-------------|
| | | | | FG-FGA | PCT | 3FG-3FGA | PCT | FT-FTA | PCT | OFF | DEF | TOT | AVG | | | | | | | | |
| Longwood | 11/09/2021 | * | 21:41 | 3-6 | .500 | 0-3 | .000 | 5-6 | .833 | 0 | 4 | 4 | 4.0 | 0 | 4 | 2 | 0 | 0 | 11 | 11.0 | |
| Kansas City | 11/12/2021 | * | 22:56 | 5-10 | .500 | 0-1 | .000 | 0-0 | .000 | 1 | 1 | 2 | 3.0 | 0 | 2 | 0 | 0 | 1 | 10 | 10.5 | |
| N.C. Central | 11/16/2021 | * | 22:53 | 4-11 | .364 | 1-4 | .250 | 6-6 | 1.000 | 1 | 0 | 1 | 2.3 | 0 | 1 | 2 | 0 | 0 | 15 | 12.0 | |
| Portland St. | 11/26/2021 | * | 19:57 | 5-10 | .500 | 1-3 | .333 | 3-3 | 1.000 | 0 | 2 | 2 | 2.3 | 0 | 1 | 1 | 0 | 1 | 14 | 12.5 | |
| at Virginia | 11/29/2021 | * | 24:10 | 3-6 | .500 | 1-1 | 1.000 | 0-0 | .000 | 1 | 2 | 3 | 2.4 | 0 | 3 | 0 | 1 | 1 | 7 | 11.4 | |
| at Purdue | 12/03/2021 | * | 28:09 | 4-13 | .308 | 0-4 | .000 | 7-10 | .700 | 0 | 5 | 5 | 2.8 | 2 | 3 | 0 | 0 | 0 | 15 | 12.0 | |
| Illinois | 12/06/2021 | * | 23:56 | 5-11 | .455 | 2-2 | 1.000 | 0-1 | .000 | 1 | 1 | 2 | 2.7 | 1 | 0 | 0 | 0 | 0 | 12 | 12.0 | |
| at Iowa St. | 12/09/2021 | * | 25:35 | 2-9 | .222 | 1-5 | .200 | 2-2 | 1.000 | 0 | 4 | 4 | 2.9 | 1 | 1 | 1 | 0 | 7 | 11.4 | | |
| vs Utah St. | 12/18/2021 | * | 21:29 | 5-9 | .556 | 1-3 | .333 | 1-2 | .500 | 0 | 6 | 6 | 3.2 | 1 | 3 | 1 | 0 | 2 | 12 | 11.4 | |
| Southeastern La. | 12/21/2021 | * | 25:44 | 5-10 | .500 | 2-4 | .500 | 4-4 | 1.000 | 0 | 3 | 3 | 3.2 | 0 | 2 | 0 | 0 | 2 | 16 | 11.9 | |
| Western Ill. | 12/29/2021 | * | 23:32 | 4-8 | .500 | 1-2 | .500 | 2-2 | 1.000 | 0 | 3 | 3 | 3.2 | 0 | 1 | 2 | 2 | 0 | 11 | 11.8 | |
| Maryland | 01/03/2022 | * | 21:45 | 2-8 | .250 | 1-2 | .500 | 0-0 | .000 | 2 | 3 | 5 | 3.3 | 0 | 0 | 0 | 0 | 0 | 5 | 11.3 | |
| at Wisconsin | 01/06/2022 | * | 26:28 | 4-10 | .400 | 0-2 | .000 | 2-3 | .667 | 1 | 6 | 7 | 3.6 | 4 | 3 | 0 | 1 | 0 | 10 | 11.2 | |
| Indiana | 01/13/2022 | * | 19:50 | 1-4 | .250 | 0-0 | .000 | 3-4 | .750 | 1 | 0 | 1 | 3.4 | 0 | 0 | 0 | 0 | 3 | 5 | 10.7 | |
| at Minnesota | 01/16/2022 | * | 31:28 | 4-11 | .364 | 2-5 | .400 | 2-4 | .500 | 0 | 3 | 3 | 3.4 | 0 | 1 | 1 | 0 | 1 | 12 | 10.8 | |
| at Rutgers | 01/19/2022 | * | 30:45 | 4-12 | .333 | 1-5 | .200 | 2-4 | .500 | 1 | 2 | 3 | 3.4 | 0 | 2 | 0 | 1 | 1 | 11 | 10.8 | |
| Penn St. | 01/22/2022 | * | 27:12 | 4-9 | .444 | 3-6 | .500 | 0-0 | .000 | 0 | 2 | 2 | 3.3 | 1 | 4 | 0 | 2 | 2 | 11 | 10.8 | |
| Purdue | 01/27/2022 | * | 29:49 | 5-9 | .556 | 1-5 | .200 | 0-0 | .000 | 3 | 1 | 4 | 3.3 | 1 | 1 | 0 | 0 | 0 | 11 | 10.8 | |
| at Penn St. | 01/31/2022 | * | 37:18 | 6-13 | .462 | 3-6 | .500 | 1-2 | .500 | 1 | 6 | 7 | 3.5 | 3 | 1 | 1 | 0 | 1 | 16 | 11.1 | |
| Minnesota | 02/06/2022 | * | 29:00 | 8-14 | .571 | 2-3 | .667 | 0-0 | .000 | 3 | 4 | 7 | 3.7 | 0 | 0 | 0 | 1 | 0 | 18 | 11.5 | |
| at Maryland | 02/10/2022 | * | 22:31 | 2-7 | .286 | 1-4 | .250 | 1-2 | .500 | 0 | 2 | 2 | 3.6 | 1 | 3 | 1 | 0 | 0 | 6 | 11.2 | |
| Nebraska | 02/13/2022 | * | 25:01 | 3-10 | .300 | 0-4 | .000 | 3-4 | .750 | 1 | 4 | 5 | 3.7 | 1 | 4 | 1 | 0 | 2 | 9 | 11.1 | |
| Michigan | 02/17/2022 | * | 26:30 | 6-11 | .545 | 0-2 | .000 | 1-1 | 1.000 | 2 | 3 | 5 | 3.7 | 1 | 1 | 2 | 1 | 0 | 13 | 11.2 | |
| at Ohio St. | 02/19/2022 | * | 19:38 | 2-8 | .250 | 0-1 | .000 | 3-5 | .600 | 4 | 1 | 5 | 3.8 | 0 | 2 | 1 | 1 | 0 | 7 | 11.0 | |
| Michigan St. | 02/22/2022 | * | 22:22 | 2-9 | .222 | 1-2 | .500 | 0-0 | .000 | 0 | 6 | 6 | 3.9 | 0 | 0 | 0 | 1 | 0 | 5 | 10.8 | |
| at Nebraska | 02/25/2022 | * | 20:44 | 4-9 | .444 | 2-5 | .400 | 0-0 | .000 | 0 | 2 | 2 | 3.8 | 1 | 1 | 2 | 0 | 0 | 10 | 10.7 | |
| at Michigan | 03/03/2022 | * | 18:23 | 2-6 | .333 | 0-2 | .000 | 0-0 | .000 | 0 | 4 | 4 | 3.8 | 1 | 1 | 0 | 1 | 1 | 4 | 10.5 | |
| Totals | | | 27 | 668:46 | 104-253 | .411 | 27-86 | .314 | 48-65 | .738 | 23 | 80 | 103 | 3.8 | 19 | 45 | 18 | 13 | 18 | 283 | 10.5 |

CAREER STATISTICS

| YEAR | G/GS | FG-A | PCT | 3-PT | PCT | FT-A | PCT | REB | AVG | PF-FO | AST | TO | BLK | STL | PTS | AVG |
|---------------|--------------|----------------|-------------|---------------|-------------|---------------|-------------|------------|------------|-------------|-----------|-----------|-----------|-----------|------------|------------|
| Fresh. | 2/0 | 3-10 | .300 | 0-4 | .000 | 0-0 | .000 | 5 | 2.5 | 2-0 | 1 | 0 | 0 | 1 | 6 | 3.0 |
| RS-Fresh. | 31/0 | 60-137 | .438 | 13-43 | .302 | 29-41 | .707 | 83 | 2.7 | 20-0 | 28 | 13 | 12 | 11 | 162 | 5.2 |
| Soph. | 27/27 | 104-253 | .411 | 27-86 | .314 | 48-65 | .738 | 103 | 3.8 | 19-0 | 45 | 18 | 13 | 18 | 283 | 10.5 |
| TOTALS | 60/27 | 167-400 | .418 | 40-133 | .301 | 77-106 | .726 | 191 | 3.2 | 41-0 | 74 | 31 | 25 | 30 | 451 | 7.5 |



RILEY MULVEY

#44 • Forward
6-11 • 245 • Freshman
Rotterdam, New York
St. Thomas More

SEASON HIGHS

POINTS..... 8 vs. WESTERN MICHIGAN (11/22/21)
 FGM..... 3 vs. WESTERN MICHIGAN (11/22/21)
 FGA..... 5 vs. WESTERN MICHIGAN (11/22/21)
 3-PT FGM..... 0
 3-PT FGA..... 0
 FTM..... 2, 2X, LAST VS. WESTERN MICHIGAN (11/22/21)
 FTA..... 2, 2X, LAST VS. WESTERN MICHIGAN (11/22/21)
 REB..... 5 vs. ALABAMA STATE (11/18/21)
 AST..... 1, 2X, LAST VS. SE LOUISIANA (12/21/21)
 STL..... 0
 BLK..... 1, 2X, LAST VS. WESTERN ILLINOIS (12/29/21)
 MIN..... 13 vs. WESTERN MICHIGAN (11/22/21)

CAREER HIGHS

POINTS..... 8 vs. WESTERN MICHIGAN (11/22/21)
 FGM..... 3 vs. WESTERN MICHIGAN (11/22/21)
 FGA..... 5 vs. WESTERN MICHIGAN (11/22/21)
 3-PT FGM..... 0
 3-PT FGA..... 0
 FTM..... 2, 2X, LAST VS. WESTERN MICHIGAN (11/22/21)
 FTA..... 2, 2X, LAST VS. WESTERN MICHIGAN (11/22/21)
 REB..... 5 vs. ALABAMA STATE (11/18/21)
 AST..... 1, 2X, LAST VS. SE LOUISIANA (12/21/21)
 STL..... 0
 BLK..... 1, 2X, LAST VS. WESTERN ILLINOIS (12/29/21)
 MIN..... 13 vs. WESTERN MICHIGAN (11/22/21)

| Opponent | Date | GS | MIN | Total | | 3-Pointers | | Free throws | | Rebounds | | | | PF | A | TO | BLK | STL | PTS | AVG | |
|------------------|------------|----|----------|--------------|------------|-------------|------------|-------------|------------|--------------|----------|-----------|-----------|------------|-----------|----------|----------|----------|----------|-----------|------------|
| | | | | FG-FGA | PCT | 3FG-3FGA | PCT | FT-FTA | PCT | OFF | DEF | TOT | AVG | | | | | | | | |
| Longwood | 11/09/2021 | | 10:07 | 0-1 | .000 | 0-0 | .000 | 0-0 | .000 | 0 | 1 | 1 | 1.0 | 2 | 1 | 0 | 0 | 0 | 0 | 0.0 | |
| Kansas City | 11/12/2021 | | 05:28 | 0-0 | .000 | 0-0 | .000 | 0-0 | .000 | 0 | 1 | 1 | 1.0 | 1 | 0 | 0 | 1 | 0 | 0 | 0.0 | |
| Alabama St. | 11/18/2021 | | 08:30 | 0-0 | .000 | 0-0 | .000 | 2-2 | 1.000 | 0 | 5 | 5 | 2.3 | 0 | 0 | 1 | 0 | 0 | 2 | 0.7 | |
| Western Mich. | 11/22/2021 | | 13:29 | 3-5 | .600 | 0-0 | .000 | 2-2 | 1.000 | 2 | 2 | 4 | 2.8 | 1 | 0 | 1 | 0 | 0 | 8 | 2.5 | |
| Portland St. | 11/26/2021 | | 02:11 | 0-0 | .000 | 0-0 | .000 | 0-0 | .000 | 0 | 0 | 0 | 0.0 | 0 | 0 | 0 | 0 | 0 | 0 | 0.0 | |
| at Purdue | 12/03/2021 | | 02:50 | 0-0 | .000 | 0-0 | .000 | 0-0 | .000 | 0 | 1 | 1 | 2.0 | 2 | 0 | 1 | 0 | 0 | 0 | 1.7 | |
| vs Utah St. | 12/18/2021 | | 02:09 | 0-0 | .000 | 0-0 | .000 | 0-0 | .000 | 0 | 0 | 0 | 0.0 | 0 | 0 | 0 | 0 | 0 | 0 | 0.0 | |
| Southeastern La. | 12/21/2021 | | 04:39 | 1-1 | 1.000 | 0-0 | .000 | 0-0 | .000 | 2 | 0 | 2 | 1.8 | 1 | 1 | 0 | 0 | 0 | 2 | 1.5 | |
| Western Ill. | 12/29/2021 | | 02:15 | 0-0 | .000 | 0-0 | .000 | 0-0 | .000 | 0 | 0 | 0 | 0.0 | 0 | 0 | 0 | 1 | 0 | 0 | 0.0 | |
| at Wisconsin | 01/06/2022 | | 05:58 | 1-1 | 1.000 | 0-0 | .000 | 0-0 | .000 | 0 | 1 | 1 | 1.5 | 1 | 0 | 0 | 0 | 0 | 2 | 1.4 | |
| Indiana | 01/13/2022 | | 01:08 | 0-0 | .000 | 0-0 | .000 | 0-0 | .000 | 0 | 0 | 0 | 0.0 | 0 | 0 | 1 | 0 | 0 | 0 | 0.0 | |
| at Maryland | 02/10/2022 | | 03:46 | 0-0 | .000 | 0-0 | .000 | 0-0 | .000 | 0 | 0 | 0 | 0.0 | 0 | 0 | 0 | 0 | 0 | 0 | 0.0 | |
| Nebraska | 02/13/2022 | | 02:00 | 0-0 | .000 | 0-0 | .000 | 0-0 | .000 | 0 | 0 | 0 | 0.0 | 0 | 0 | 0 | 0 | 0 | 0 | 0.0 | |
| Michigan St. | 02/22/2022 | | 02:08 | 0-1 | .000 | 0-0 | .000 | 0-0 | .000 | 0 | 0 | 0 | 0.0 | 0 | 0 | 0 | 0 | 0 | 0 | 0.0 | |
| Northwestern | 02/28/2022 | | 02:48 | 0-0 | .000 | 0-0 | .000 | 0-0 | .000 | 0 | 0 | 0 | 0.0 | 0 | 0 | 0 | 0 | 0 | 0 | 0.0 | |
| Totals | | | 0 | 69:26 | 5-9 | .556 | 0-0 | .000 | 4-4 | 1.000 | 4 | 11 | 15 | 1.0 | 11 | 2 | 4 | 2 | 0 | 14 | 0.9 |

CAREER STATISTICS

| YEAR | G/GS | FG-A | PCT | 3-PT | PCT | FT-A | PCT | REB | AVG | PF-FO | AST | TO | BLK | STL | PTS | AVG |
|--------|------|------|------|------|------|------|-------|-----|-----|-------|-----|----|-----|-----|-----|-----|
| Fresh. | 14/0 | 5-9 | .556 | 0-0 | .000 | 4-4 | 1.000 | 15 | 1.0 | 11-0 | 2 | 4 | 2 | 0 | 14 | 0.9 |

GAME 31: IOWA AT ILLINOIS



KEEGAN MURRAY

#15 • Forward
6-8 • 225 • Sophomore
Cedar Rapids, Iowa
Prairie HS

SEASON HIGHS

POINTS..... 35, 2X, LAST VS. MARYLAND (1/3/22)
 FGM..... 14 VS. MARYLAND (1/3/22)
 FGA..... 23 VS. MICHIGAN (2/17/22)
 3-PT FGM..... 5 VS. MARYLAND (1/3/22)
 3-PT FGA..... 7, 2X, LAST AT PENN STATE (1/31/22)
 FTM..... 9 VS. N.C. CENTRAL (11/16/21)
 FTA..... 10, 2X, LAST AT PENN STATE (1/31/22)
 REB..... 21 VS. N.C. CENTRAL (11/16/21)
 AST..... 4 VS. ALABAMA STATE (11/18/21)
 STL..... 3, 5X, LAST VS. NEBRASKA (2/13/22)
 BLK..... 5 VS. LONGWOOD (11/9/21)
 MIN..... 39, 2X, LAST VS. MINNESOTA (2/6/22)

CAREER HIGHS

POINTS..... 35, 2X, LAST VS. MARYLAND (1/3/22)
 FGM..... 14 VS. MARYLAND (1/3/22)
 FGA..... 23 VS. MICHIGAN (2/17/22)
 3-PT FGM..... 5 VS. MARYLAND (1/3/22)
 3-PT FGA..... 7, 2X, LAST AT PENN STATE (1/31/22)
 FTM..... 9 VS. N.C. CENTRAL (11/16/21)
 FTA..... 10, 2X, LAST AT PENN STATE (1/31/22)
 REB..... 21 VS. N.C. CENTRAL (11/16/21)
 AST..... 4 VS. ALABAMA STATE (11/18/21)
 STL..... 3, 6X, LAST VS. NEBRASKA (2/13/22)
 BLK..... 5 VS. LONGWOOD (11/9/21)
 MIN..... 39, 2X, LAST VS. MINNESOTA (2/6/22)

| Opponent | Date | GS | MIN | Total | | 3-Pointers | | Free throws | | Rebounds | | | | PF | A | TO | BLK | STL | PTS | AVG | |
|------------------|------------|----|-----------|---------------|-------------|---------------|-------------|----------------|-------------|-----------|------------|------------|------------|-----------|-----------|-----------|-----------|-----------|------------|-------------|------|
| | | | | FG-FGA | PCT | 3FG-3FGA | PCT | FT-FTA | PCT | OFF | DEF | TOT | AVG | | | | | | | | |
| Longwood | 11/09/2021 | * | 17:29 | 8-10 | .800 | 3-4 | .750 | 5-5 | 1.000 | 2 | 5 | 7 | 7.0 | 3 | 1 | 0 | 5 | 0 | 24 | 24.0 | |
| Kansas City | 11/12/2021 | * | 22:53 | 9-15 | .600 | 1-3 | .333 | 6-6 | 1.000 | 0 | 4 | 4 | 5.5 | 2 | 1 | 1 | 3 | 25 | 24.5 | | |
| N.C. Central | 11/16/2021 | * | 37:17 | 9-19 | .474 | 0-4 | .000 | 9-10 | .900 | 9 | 12 | 21 | 10.7 | 2 | 2 | 2 | 4 | 0 | 27 | 25.3 | |
| Alabama St. | 11/18/2021 | * | 21:47 | 10-16 | .625 | 2-5 | .400 | 4-5 | .800 | 2 | 4 | 6 | 9.5 | 1 | 4 | 2 | 1 | 1 | 26 | 25.5 | |
| Western Mich. | 11/22/2021 | * | 21:21 | 10-14 | .714 | 2-4 | .500 | 7-9 | .778 | 3 | 3 | 6 | 8.8 | 0 | 0 | 3 | 2 | 29 | 26.2 | | |
| Portland St. | 11/26/2021 | * | 27:02 | 10-16 | .625 | 1-5 | .200 | 2-2 | 1.000 | 3 | 6 | 9 | 8.8 | 1 | 0 | 0 | 1 | 2 | 23 | 25.7 | |
| at Virginia | 11/29/2021 | * | 35:49 | 7-13 | .538 | 1-4 | .250 | 3-5 | .600 | 2 | 7 | 9 | 8.9 | 1 | 3 | 2 | 1 | 0 | 18 | 24.6 | |
| Illinois | 12/06/2021 | * | 29:46 | 7-15 | .467 | 1-4 | .250 | 4-7 | .571 | 1 | 1 | 2 | 8.0 | 1 | 0 | 1 | 2 | 3 | 19 | 23.9 | |
| at Iowa St. | 12/09/2021 | * | 37:25 | 4-17 | .235 | 1-6 | .167 | 0-0 | .000 | 6 | 1 | 7 | 7.9 | 3 | 1 | 1 | 2 | 3 | 9 | 22.2 | |
| vs Utah St. | 12/18/2021 | * | 29:14 | 13-17 | .765 | 2-5 | .400 | 7-8 | .875 | 3 | 4 | 7 | 7.8 | 1 | 1 | 1 | 2 | 35 | 23.5 | | |
| Southeastern La. | 12/21/2021 | * | 24:17 | 8-13 | .615 | 1-5 | .200 | 3-3 | 1.000 | 3 | 7 | 10 | 8.0 | 2 | 1 | 1 | 0 | 0 | 20 | 23.2 | |
| Western Ill. | 12/29/2021 | * | 34:51 | 13-20 | .650 | 1-4 | .250 | 2-3 | .667 | 2 | 8 | 10 | 8.2 | 1 | 3 | 1 | 3 | 3 | 29 | 23.7 | |
| Maryland | 01/03/2022 | * | 38:06 | 14-21 | .667 | 5-6 | .833 | 2-3 | .667 | 4 | 4 | 8 | 8.2 | 1 | 1 | 1 | 3 | 1 | 35 | 24.5 | |
| at Wisconsin | 01/06/2022 | * | 35:17 | 10-16 | .625 | 2-4 | .500 | 5-9 | .556 | 1 | 4 | 5 | 7.9 | 0 | 0 | 3 | 3 | 1 | 27 | 24.7 | |
| Indiana | 01/13/2022 | * | 22:18 | 5-9 | .556 | 1-3 | .333 | 1-2 | .500 | 3 | 6 | 9 | 8.0 | 4 | 0 | 1 | 2 | 1 | 12 | 23.9 | |
| at Minnesota | 01/16/2022 | * | 36:04 | 11-17 | .647 | 1-3 | .333 | 2-3 | .667 | 4 | 6 | 10 | 8.1 | 2 | 0 | 0 | 2 | 2 | 25 | 23.9 | |
| at Rutgers | 01/19/2022 | * | 35:22 | 5-14 | .357 | 2-6 | .333 | 1-2 | .500 | 3 | 10 | 13 | 8.4 | 4 | 1 | 2 | 2 | 1 | 13 | 23.3 | |
| Penn St. | 01/22/2022 | * | 39:44 | 4-12 | .333 | 1-7 | .143 | 6-8 | .750 | 2 | 6 | 8 | 8.4 | 1 | 2 | 1 | 3 | 1 | 15 | 22.8 | |
| Purdue | 01/27/2022 | * | 28:41 | 4-11 | .364 | 2-5 | .400 | 4-4 | 1.000 | 2 | 7 | 9 | 8.4 | 3 | 1 | 1 | 1 | 1 | 14 | 22.4 | |
| at Penn St. | 01/31/2022 | * | 30:42 | 6-18 | .333 | 2-7 | .286 | 7-10 | .700 | 4 | 2 | 6 | 8.3 | 4 | 0 | 1 | 1 | 1 | 21 | 22.3 | |
| Minnesota | 02/06/2022 | * | 39:15 | 9-18 | .500 | 2-4 | .500 | 4-7 | .571 | 2 | 13 | 15 | 8.6 | 1 | 3 | 1 | 2 | 1 | 24 | 22.4 | |
| at Maryland | 02/10/2022 | * | 29:37 | 12-14 | .857 | 2-3 | .667 | 4-7 | .571 | 1 | 6 | 7 | 8.5 | 1 | 1 | 2 | 2 | 0 | 30 | 22.7 | |
| Nebraska | 02/13/2022 | * | 28:49 | 15-21 | .714 | 3-4 | .750 | 4-5 | .800 | 3 | 3 | 6 | 8.4 | 0 | 0 | 2 | 3 | 37 | 23.3 | | |
| Michigan | 02/17/2022 | * | 31:42 | 9-23 | .391 | 1-4 | .250 | 4-9 | .444 | 5 | 2 | 7 | 8.4 | 2 | 1 | 3 | 4 | 1 | 23 | 23.3 | |
| at Ohio St. | 02/19/2022 | * | 36:03 | 10-17 | .588 | 2-5 | .400 | 2-3 | .667 | 3 | 2 | 5 | 8.2 | 3 | 2 | 0 | 1 | 0 | 24 | 23.4 | |
| Michigan St. | 02/22/2022 | * | 30:08 | 10-15 | .667 | 2-5 | .400 | 6-7 | .857 | 2 | 3 | 5 | 8.1 | 3 | 2 | 0 | 1 | 2 | 28 | 23.5 | |
| at Nebraska | 02/25/2022 | * | 36:07 | 6-13 | .462 | 0-3 | .000 | 3-7 | .429 | 4 | 7 | 11 | 8.2 | 2 | 2 | 1 | 0 | 1 | 0 | 15 | 23.2 |
| Northwestern | 02/28/2022 | * | 31:11 | 9-16 | .563 | 2-4 | .500 | 6-8 | .750 | 4 | 14 | 18 | 8.6 | 3 | 3 | 1 | 2 | 2 | 26 | 23.3 | |
| at Michigan | 03/03/2022 | * | 36:25 | 7-9 | .778 | 4-4 | 1.000 | 5-6 | .833 | 0 | 7 | 7 | 8.5 | 2 | 3 | 1 | 3 | 1 | 23 | 23.3 | |
| Totals | | | 29 | 904:42 | .566 | 50-130 | .385 | 118-163 | .724 | 83 | 164 | 247 | 8.5 | 54 | 39 | 31 | 59 | 38 | 676 | 23.3 | |

CAREER STATISTICS

| YEAR | G/GS | FG-A | PCT | 3-PT | PCT | FT-A | PCT | REB | AVG | PF-FO | AST | TO | BLK | STL | PTS | AVG |
|---------------|--------------|----------------|-------------|---------------|-------------|----------------|-------------|------------|------------|--------------|-----------|-----------|-----------|-----------|------------|-------------|
| Fresh. | 31/4 | 84-166 | .506 | 16-54 | .296 | 40-53 | .755 | 158 | 5.1 | 58-1 | 17 | 20 | 39 | 26 | 224 | 7.2 |
| Soph. | 29/29 | 254-449 | .566 | 50-130 | .385 | 118-163 | .724 | 247 | 8.5 | 54-0 | 39 | 31 | 59 | 38 | 676 | 23.3 |
| TOTALS | 60/33 | 338-615 | .550 | 66-184 | .359 | 158-216 | .731 | 405 | 6.8 | 112-1 | 56 | 51 | 98 | 64 | 900 | 15.0 |



KRIS MURRAY

#24 • Forward
6-8 • 225 • Sophomore
Cedar Rapids, Iowa
Prairie HS

SEASON HIGHS

POINTS..... 29 VS. INDIANA (1/13/22)
 FGM..... 12 VS. INDIANA (1/13/22)
 FGA..... 18 VS. INDIANA (1/13/22)
 3-PT FGM..... 3, 4X, LAST VS. MICHIGAN STATE (2/22/22)
 3-PT FGA..... 6 VS. PURDUE (1/27/22)
 FTM..... 9 VS. PURDUE (1/27/22)
 FTA..... 9 VS. PURDUE (1/27/22)
 REB..... 11 VS. INDIANA (1/13/22)
 AST..... 3 AT PENN STATE (1/31/22)
 STL..... 3 VS. INDIANA (1/13/22)
 BLK..... 3 VS. INDIANA (1/13/22)
 MIN..... 29 VS. INDIANA (1/13/22)

CAREER HIGHS

POINTS..... 29 VS. INDIANA (1/13/22)
 FGM..... 12 VS. INDIANA (1/13/22)
 FGA..... 18 VS. INDIANA (1/13/22)
 3-PT FGM..... 3, 4X, LAST VS. MICHIGAN STATE (2/22/22)
 3-PT FGA..... 6 VS. PURDUE (1/27/22)
 FTM..... 9 VS. PURDUE (1/27/22)
 FTA..... 9 VS. PURDUE (1/27/22)
 REB..... 11 VS. INDIANA (1/13/22)
 AST..... 3 AT PENN STATE (1/31/22)
 STL..... 3 VS. INDIANA (1/13/22)
 BLK..... 3 VS. INDIANA (1/13/22)
 MIN..... 29 VS. INDIANA (1/13/22)

| Opponent | Date | GS | MIN | Total | | 3-Pointers | | Free throws | | Rebounds | | | | PF | A | TO | BLK | STL | PTS | AVG |
|------------------|------------|----|-------|--------|------|------------|-------|-------------|-------|----------|-----|-----|-----|----|---|----|-----|-----|-----|------|
| | | | | FG-FGA | PCT | 3FG-3FGA | PCT | FT-FTA | PCT | OFF | DEF | TOT | AVG | | | | | | | |
| Longwood | 11/09/2021 | | 17:23 | 7-9 | .778 | 2-4 | .500 | 0-1 | .000 | 2 | 5 | 7 | 7.0 | 2 | 1 | 1 | 2 | 1 | 16 | 16.0 |
| Kansas City | 11/12/2021 | | 12:29 | 3-7 | .429 | 0-0 | .000 | 0-2 | .000 | 2 | 3 | 5 | 6.0 | 1 | 1 | 0 | 1 | 0 | 6 | 11.0 |
| Alabama St. | 11/18/2021 | | 17:24 | 6-10 | .600 | 3-5 | .600 | 2-3 | .667 | 6 | 2 | 8 | 6.7 | 2 | 2 | 1 | 0 | 0 | 17 | 13.0 |
| Western Mich. | 11/22/2021 | | 22:57 | 3-6 | .500 | 2-3 | .667 | 4-4 | 1.000 | 1 | 7 | 8 | 7.0 | 1 | 0 | 0 | 1 | 2 | 12 | 12.8 |
| Portland St. | 11/26/2021 | | 19:45 | 5-9 | .556 | 2-2 | 1.000 | 1-2 | .500 | 3 | 3 | 6 | 6.8 | 1 | 2 | 0 | 1 | 1 | 13 | 12.8 |
| at Virginia | 11/29/2021 | | 17:00 | 2-7 | .286 | 2-4 | .500 | 0-0 | .000 | 1 | 1 | 2 | 6.0 | 1 | 0 | 1 | 0 | 0 | 6 | 11.7 |
| at Purdue | 12/03/2021 | * | 25:51 | 5-10 | .500 | 2-4 | .500 | 0-0 | .000 | 0 | 4 | 4 | 5.7 | 4 | 0 | 1 | 0 | 1 | 12 | 11.7 |
| Illinois | 12/06/2021 | | 16:54 | 3-8 | .375 | 0-3 | .000 | 2-2 | 1.000 | 2 | 3 | 5 | 5.6 | 2 | 2 | 0 | 0 | 0 | 8 | 11.3 |
| at Iowa St. | 12/09/2021 | | 15:55 | 2-6 | .333 | 0-3 | .000 | 0-0 | .000 | 3 | 3 | 6 | 5.7 | 3 | 1 | 1 | 2 | 2 | 4 | 10.4 |
| vs Utah St. | 12/18/2021 | | 19:11 | 6-8 | .750 | 3-4 | .750 | 2-4 | .500 | 2 | 2 | 4 | 5.5 | 3 | 2 | 0 | 1 | 2 | 17 | 11.1 |
| Southeastern La. | 12/21/2021 | | 10:15 | 0-3 | .000 | 0-2 | .000 | 1-2 | .500 | 1 | 0 | 1 | 5.1 | 1 | 1 | 0 | 1 | 0 | 1 | 10.2 |
| Western Ill. | 12/29/2021 | | 13:03 | 3-7 | .429 | 0-0 | .000 | 0-0 | .000 | 3 | 1 | 4 | 5.0 | 3 | 0 | 2 | 2 | 0 | 6 | 9.8 |
| Maryland | 01/03/2022 | | 09:33 | 0-2 | .000 | 0-2 | .000 | 1-2 | .500 | 0 | 1 | 1 | 4.7 | 1 | 1 | 1 | 1 | 0 | 1 | 9.2 |
| at Wisconsin | 01/06/2022 | | 20:41 | 5-10 | .500 | 2-5 | .400 | 0-0 | .000 | 0 | 3 | 3 | 4.6 | 3 | 2 | 1 | 2 | 2 | 12 | 9.4 |
| Indiana | 01/13/2022 | | 29:16 | 12-18 | .667 | 2-5 | .400 | 3-4 | .750 | 6 | 5 | 11 | 5.0 | 2 | 2 | 1 | 3 | 3 | 29 | 10.7 |
| at Minnesota | 01/16/2022 | | 11:19 | 2-4 | .500 | 0-2 | .000 | 1-3 | .333 | 1 | 1 | 2 | 4.8 | 2 | 1 | 1 | 1 | 0 | 5 | 10.3 |
| at Rutgers | 01/19/2022 | | 10:48 | 0-5 | .000 | 0-3 | .000 | 0-0 | .000 | 0 | 0 | 0 | 4.5 | 2 | 0 | 0 | 2 | 0 | 0 | 9.7 |
| Penn St. | 01/22/2022 | | 20:18 | 3-5 | .600 | 3-5 | .600 | 4-6 | .667 | 2 | 2 | 4 | 4.5 | 2 | 2 | 1 | 0 | 2 | 13 | 9.9 |
| Purdue | 01/27/2022 | | 24:16 | 6-15 | .400 | 2-6 | .333 | 9-9 | 1.000 | 3 | 2 | 5 | 4.5 | 5 | 0 | 1 | 0 | 1 | 23 | 10.6 |
| at Penn St. | 01/31/2022 | | 25:29 | 3-7 | .429 | 1-3 | .333 | 1-3 | .333 | 1 | 3 | 4 | 4.5 | 4 | 3 | 3 | 1 | 0 | 8 | 10.5 |
| Minnesota | 02/06/2022 | | 14:41 | 1-5 | .200 | 1-2 | .500 | 0-0 | .000 | 1 | 1 | 2 | 4.4 | 3 | 2 | 0 | 2 | 0 | 3 | 10.1 |
| at Maryland | 02/10/2022 | | 13:01 | 2-3 | .667 | 1-2 | .500 | 3-4 | .750 | 2 | 3 | 5 | 4.4 | 1 | 1 | 0 | 1 | 2 | 8 | 10.0 |
| Nebraska | 02/13/2022 | | 19:32 | 5-7 | .714 | 1-2 | .500 | 1-1 | 1.000 | 1 | 6 | 7 | 4.5 | 4 | 1 | 0 | 2 | 0 | 12 | 10.1 |
| Michigan | 02/17/2022 | | 13:51 | 3-7 | .429 | 1-3 | .333 | 1-2 | .500 | 0 | 1 | 1 | 4.4 | 5 | 0 | 0 | 1 | 1 | 8 | 10.0 |
| at Ohio St. | 02/19/2022 | | 26:52 | 4-13 | .308 | 1-5 | .200 | 2-2 | 1.000 | 3 | 5 | 8 | 4.5 | 1 | 2 | 1 | 1 | 2 | 11 | 10.0 |
| Michigan St. | 02/22/2022 | | 16:38 | 4-8 | .500 | 3-5 | .600 | 0-0 | .000 | 0 | 3</ | | | | | | | | | |

GAME 31: IOWA AT ILLINOIS



JOSH OGUNDELE

#23 • Center
6-11 • 265 • Sophomore
London, England
Worcester Academy (MA)

SEASON HIGHS

POINTS..... 7 AT PURDUE (12/3/21)
FGM..... 3 AT PURDUE (12/3/21)
FGA..... 4 AT PURDUE (12/3/21)
3-PT FGM.....
3-PT FGA.....
FTM..... 1, 3X, LAST AT WISCONSIN (1/6/22)
FTA..... 3, 2X, LAST AT PURDUE (12/3/21)
REB..... 5 AT PURDUE (12/3/21)
AST.....
STL..... 2 VS. PORTLAND STATE (11/26/21)
BLK..... 2 VS. ILLINOIS (12/6/21)
MIN..... 16 AT PURDUE (12/3/21)

CAREER HIGHS

POINTS..... 7 AT PURDUE (12/3/21)
FGM..... 3 AT PURDUE (12/3/21)
FGA..... 4 AT PURDUE (12/3/21)
3-PT FGM.....
3-PT FGA.....
FTM..... 1, 4X, LAST AT PURDUE (12/3/21)
FTA..... 3, 2X, LAST AT PURDUE (12/3/21)
REB..... 5 AT PURDUE (12/3/21)
AST.....
STL..... 2 VS. PORTLAND STATE (11/26/21)
BLK..... 2 VS. ILLINOIS (12/6/21)
MIN..... 16 AT PURDUE (12/3/21)

| Opponent | Date | GS | MIN | Total | | 3-Pointers | | Free throws | | Rebounds | | | PF | A | TO | BLK | STL | PTS | AVG | |
|------------------|------------|----------|--------------|-------------|-------------|------------|-------------|-------------|-------------|----------|-----------|-----------|------------|-----------|----------|----------|----------|----------|-----------|------------|
| | | | | FG-FGA | PCT | 3FG-3FGA | PCT | FT-FTA | PCT | OFF | DEF | TOT | | | | | | | | AVG |
| Kansas City | 11/12/2021 | | 05:28 | 1-2 | .500 | 0-0 | .000 | 0-0 | .000 | 0 | 3 | 3 | 3.0 | 0 | 0 | 0 | 1 | 0 | 2 | 2.0 |
| N.C. Central | 11/16/2021 | | 00:51 | 0-0 | .000 | 0-0 | .000 | 0-0 | .000 | 0 | 1 | 1 | 2.0 | 2 | 0 | 0 | 0 | 0 | 0 | 1.0 |
| Alabama St. | 11/18/2021 | | 07:57 | 0-0 | .000 | 0-0 | .000 | 0-0 | .000 | 1 | 1 | 2 | 2.0 | 0 | 0 | 2 | 0 | 0 | 0 | 0.7 |
| Portland St. | 11/26/2021 | | 04:01 | 0-1 | .000 | 0-0 | .000 | 1-3 | .333 | 1 | 1 | 2 | 2.0 | 0 | 0 | 0 | 0 | 2 | 1 | 0.8 |
| at Purdue | 12/03/2021 | | 16:20 | 3-4 | .750 | 0-0 | .000 | 1-3 | .333 | 1 | 4 | 5 | 2.6 | 3 | 0 | 1 | 0 | 0 | 7 | 2.0 |
| Illinois | 12/06/2021 | | 01:54 | 0-0 | .000 | 0-0 | .000 | 0-0 | .000 | 0 | 0 | 0 | 2.2 | 0 | 0 | 0 | 2 | 0 | 0 | 1.7 |
| at Iowa St. | 12/09/2021 | | 02:12 | 0-0 | .000 | 0-0 | .000 | 0-0 | .000 | 0 | 0 | 0 | 1.9 | 1 | 0 | 0 | 1 | 0 | 0 | 1.4 |
| vs Utah St. | 12/18/2021 | | 02:24 | 1-1 | 1.000 | 0-0 | .000 | 0-0 | .000 | 0 | 0 | 0 | 1.6 | 0 | 0 | 0 | 0 | 0 | 2 | 1.5 |
| Southeastern La. | 12/21/2021 | | 00:53 | 0-0 | .000 | 0-0 | .000 | 0-0 | .000 | 0 | 0 | 0 | 1.4 | 0 | 0 | 1 | 0 | 0 | 0 | 1.3 |
| at Wisconsin | 01/06/2022 | | 04:20 | 1-2 | .500 | 0-0 | .000 | 1-1 | 1.000 | 1 | 0 | 1 | 1.4 | 1 | 0 | 0 | 1 | 0 | 3 | 1.5 |
| Indiana | 01/13/2022 | | 07:26 | 0-2 | .000 | 0-0 | .000 | 0-0 | .000 | 0 | 0 | 0 | 1.3 | 3 | 0 | 0 | 0 | 0 | 0 | 1.4 |
| Purdue | 01/27/2022 | | 04:30 | 1-1 | 1.000 | 0-0 | .000 | 0-0 | .000 | 0 | 1 | 1 | 1.3 | 2 | 0 | 0 | 0 | 0 | 2 | 1.4 |
| at Maryland | 02/10/2022 | | 03:46 | 1-1 | 1.000 | 0-0 | .000 | 0-0 | .000 | 0 | 1 | 1 | 1.2 | 2 | 0 | 1 | 0 | 0 | 2 | 1.5 |
| Nebraska | 02/13/2022 | | 03:23 | 1-2 | .500 | 0-0 | .000 | 0-0 | .000 | 0 | 0 | 0 | 1.1 | 0 | 0 | 0 | 0 | 0 | 2 | 1.5 |
| Michigan | 02/17/2022 | | 04:21 | 0-0 | .000 | 0-0 | .000 | 0-0 | .000 | 0 | 1 | 1 | 1.1 | 0 | 0 | 0 | 0 | 0 | 0 | 1.4 |
| Michigan St. | 02/22/2022 | | 03:35 | 0-0 | .000 | 0-0 | .000 | 0-0 | .000 | 0 | 1 | 1 | 1.1 | 1 | 0 | 0 | 0 | 1 | 0 | 1.3 |
| Northwestern | 02/28/2022 | | 03:53 | 0-0 | .000 | 0-0 | .000 | 0-0 | .000 | 1 | 0 | 1 | 1.1 | 0 | 0 | 1 | 0 | 0 | 0 | 1.2 |
| Totals | | 0 | 77:14 | 9-16 | .563 | 0-0 | .000 | 3-7 | .429 | 5 | 14 | 19 | 1.1 | 15 | 0 | 6 | 5 | 3 | 21 | 1.2 |

CAREER STATISTICS

| YEAR | G/GS | FG-A | PCT | 3-PT | PCT | FT-A | PCT | REB | AVG | PF-FO | AST | TO | BLK | STL | PTS | AVG |
|---------------|-------------|--------------|-------------|------------|-------------|-------------|-------------|-----------|------------|-------------|----------|----------|----------|----------|-----------|------------|
| Fresh. | 8/0 | 3-6 | .500 | 0-0 | .000 | 1-4 | .250 | 8 | 1.0 | 5-0 | 0 | 0 | 0 | 0 | 7 | 0.9 |
| Soph. | 17/0 | 9-16 | .563 | 0-0 | .000 | 3-7 | .429 | 19 | 1.1 | 14-0 | 0 | 6 | 5 | 3 | 19 | 1.2 |
| TOTALS | 25/0 | 12-22 | .545 | 0-0 | .000 | 4-11 | .364 | 27 | 1.1 | 19-0 | 0 | 6 | 5 | 3 | 26 | 1.1 |



TONY PERKINS

#11 • Guard
6-4 • 210 • Sophomore
Indianapolis, Ind.
Lawrence North

SEASON HIGHS

POINTS..... 20 AT NEBRASKA (2/25/22)
FGM..... 8 AT NEBRASKA (2/25/22)
FGA..... 11 AT PURDUE (12/3/21)
3-PT FGM..... 2, 3X, LAST AT NEBRASKA (2/25/22)
3-PT FGA..... 4 VS. UTAH STATE (12/18/21)
FTM..... 4, 2X, LAST VS. WESTERN MICHIGAN (11/22/21)
FTA..... 4, 3X, LAST VS. WESTERN MICHIGAN (11/22/21)
REB..... 5, 2X, LAST AT NEBRASKA (2/25/22)
AST..... 5 VS. MICHIGAN (2/17/22)
STL..... 5 VS. NORTHWESTERN (2/28/22)
BLK..... 1, 3X, LAST AT NEBRASKA (2/25/22)
MIN..... 26, 3X, LAST AT MICHIGAN (3/3/22)

CAREER HIGHS

POINTS..... 20 AT NEBRASKA (2/25/22)
FGM..... 8 AT NEBRASKA (2/25/22)
FGA..... 11 AT PURDUE (12/3/21)
3-PT FGM..... 2, 3X, LAST AT NEBRASKA (2/25/22)
3-PT FGA..... 4 VS. UTAH STATE (12/18/21)
FTM..... 4, 2X, LAST VS. WESTERN MICHIGAN (11/22/21)
FTA..... 4, 4X, LAST VS. WESTERN MICHIGAN (11/22/21)
REB..... 7 VS. N. ILLINOIS (12/13/20)
AST..... 5 VS. MICHIGAN (2/17/22)
STL..... 5 VS. NORTHWESTERN (2/28/22)
BLK..... 1, 4X, LAST AT NEBRASKA (2/25/22)
MIN..... 26, 3X, LAST AT MICHIGAN (3/3/22)


| Opponent | Date | GS | MIN | Total | | 3-Pointers | | Free throws | | Rebounds | | | PF | A | TO | BLK | STL | PTS | AVG | |
|------------------|------------|----------|---------------|---------------|-------------|--------------|-------------|--------------|-------------|-----------|-----------|-----------|------------|-----------|-----------|-----------|----------|-----------|------------|------------|
| | | | | FG-FGA | PCT | 3FG-3FGA | PCT | FT-FTA | PCT | OFF | DEF | TOT | | | | | | | | AVG |
| Longwood | 11/09/2021 | | 19:04 | 1-7 | .143 | 0-2 | .000 | 4-4 | 1.000 | 1 | 4 | 5 | 5.0 | 3 | 2 | 2 | 1 | 0 | 6 | 6.0 |
| Kansas City | 11/12/2021 | | 14:00 | 1-3 | .333 | 0-0 | .000 | 3-3 | 1.000 | 1 | 2 | 3 | 4.0 | 2 | 0 | 2 | 0 | 3 | 5 | 5.5 |
| N.C. Central | 11/16/2021 | | 19:52 | 4-7 | .571 | 2-2 | 1.000 | 3-4 | .750 | 1 | 1 | 2 | 3.3 | 1 | 1 | 0 | 0 | 3 | 13 | 8.0 |
| Alabama St. | 11/18/2021 | | 15:53 | 2-6 | .333 | 1-3 | .333 | 0-0 | .000 | 1 | 1 | 2 | 3.0 | 0 | 3 | 0 | 0 | 0 | 5 | 7.3 |
| Western Mich. | 11/22/2021 | | 16:51 | 5-6 | .833 | 1-1 | 1.000 | 4-4 | 1.000 | 0 | 0 | 0 | 2.4 | 2 | 1 | 0 | 0 | 2 | 15 | 8.8 |
| Portland St. | 11/26/2021 | | 13:13 | 4-6 | .667 | 0-0 | .000 | 2-2 | 1.000 | 1 | 1 | 2 | 2.3 | 2 | 0 | 2 | 0 | 0 | 10 | 9.0 |
| at Virginia | 11/29/2021 | | 09:18 | 2-3 | .667 | 0-0 | .000 | 0-0 | .000 | 0 | 1 | 1 | 2.1 | 1 | 0 | 1 | 0 | 1 | 4 | 8.3 |
| at Purdue | 12/03/2021 | | 22:41 | 5-11 | .455 | 1-2 | .500 | 3-3 | 1.000 | 1 | 1 | 2 | 2.1 | 2 | 1 | 2 | 0 | 2 | 14 | 9.8 |
| Illinois | 12/06/2021 | | 23:52 | 6-8 | .750 | 2-3 | .667 | 2-3 | .667 | 0 | 0 | 0 | 1.9 | 3 | 0 | 0 | 0 | 1 | 16 | 9.8 |
| at Iowa St. | 12/09/2021 | | 25:42 | 3-10 | .300 | 0-3 | .000 | 3-3 | 1.000 | 1 | 0 | 1 | 1.8 | 3 | 1 | 0 | 0 | 1 | 9 | 9.7 |
| vs Utah St. | 12/18/2021 | | 18:23 | 0-5 | .000 | 0-4 | .000 | 2-2 | 1.000 | 0 | 3 | 3 | 1.9 | 2 | 4 | 0 | 1 | 2 | 2 | 9.0 |
| Southeastern La. | 12/21/2021 | | 19:27 | 3-8 | .375 | 1-3 | .333 | 1-2 | .500 | 1 | 0 | 1 | 1.8 | 1 | 1 | 1 | 0 | 1 | 8 | 8.9 |
| Western Ill. | 12/29/2021 | | 21:21 | 2-4 | .500 | 0-0 | .000 | 0-0 | .000 | 0 | 3 | 3 | 1.9 | 1 | 2 | 1 | 0 | 0 | 4 | 8.5 |
| Maryland | 01/03/2022 | | 13:37 | 2-6 | .333 | 0-2 | .000 | 2-2 | 1.000 | 0 | 2 | 2 | 1.9 | 3 | 2 | 1 | 0 | 1 | 6 | 8.4 |
| at Wisconsin | 01/06/2022 | | 10:58 | 0-4 | .000 | 0-1 | .000 | 0-0 | .000 | 1 | 0 | 1 | 1.9 | 2 | 1 | 0 | 0 | 0 | 0 | 7.8 |
| Indiana | 01/13/2022 | | 11:18 | 3-5 | .600 | 0-0 | .000 | 2-2 | 1.000 | 0 | 1 | 1 | 1.8 | 1 | 1 | 3 | 0 | 1 | 8 | 7.8 |
| at Minnesota | 01/16/2022 | | 12:14 | 2-3 | .667 | 0-0 | .000 | 1-1 | 1.000 | 0 | 2 | 2 | 1.8 | 1 | 1 | 1 | 0 | 0 | 5 | 7.6 |
| at Rutgers | 01/19/2022 | | 09:30 | 0-2 | .000 | 0-1 | .000 | 0-0 | .000 | 0 | 0 | 0 | 1.7 | 1 | 0 | 1 | 0 | 1 | 0 | 7.2 |
| Penn St. | 01/22/2022 | | 14:36 | 2-7 | .286 | 0-3 | .000 | 0-0 | .000 | 3 | 1 | 4 | 1.8 | 3 | 0 | 0 | 0 | 0 | 4 | 7.1 |
| Purdue | 01/27/2022 | | 15:47 | 1-5 | .200 | 0-1 | .000 | 0-0 | .000 | 1 | 1 | 2 | 1.9 | 3 | 1 | 0 | 0 | 0 | 2 | 6.8 |
| at Penn St. | 01/31/2022 | | 16:10 | 2-4 | .500 | 0-0 | .000 | 0-0 | .000 | 1 | 1 | 2 | 1.9 | 1 | 1 | 1 | 0 | 1 | 4 | 6.7 |
| Minnesota | 02/06/2022 | * | 18:22 | 1-4 | .250 | 0-1 | .000 | 0-0 | .000 | 0 | 0 | 0 | 1.8 | 0 | 1 | 3 | 0 | 0 | 2 | 6.5 |
| at Maryland | 02/10/2022 | * | 15:51 | 2-4 | .500 | 0-0 | .000 | 1-2 | .500 | 1 | 3 | 4 | 1.9 | 0 | 3 | 1 | 0 | 1 | 5 | 6.4 |
| Nebraska | 02/13/2022 | * | 10:45 | 2-3 | .667 | 0-1 | .000 | 0-0 | .000 | 0 | 0 | 0 | 1.8 | 2 | 0 | 0 | 0 | 0 | 4 | 6.3 |
| Michigan | 02/17/2022 | * | 15:08 | 2-4 | .500 | 0-0 | .000 | 0-0 | .000 | 0 | 2 | 2 | 1.8 | 1 | 5 | 0 | 0 | 0 | 4 | 6.2 |
| at Ohio St. | 02/19/2022 | * | 09:41 | 2-6 | .333 | 0-0 | .000 | 0-0 | .000 | 1 | 2 | 3 | 1.8 | 2 | 0 | 0 | 0 | 0 | 4 | 6.1 |
| Michigan St. | 02/22/2022 | * | 17:22 | 1-5 | .200 | 0-1 | .000 | 3-3 | 1.000 | 1 | 1 | 2 | 1.9 | 0 | 2 | 1 | 0 | 1 | 5 | 6.1 |
| at Nebraska | 02/25/2022 | * | 26:12 | 8-10 | .800 | 2-2 | 1.000 | 2-2 | 1.000 | 2 | 3 | 5 | 2.0 | 1 | 0 | 0 | 1 | 0 | 20 | 6.6 |
| Northwestern | 02/28/2022 | * | 21:34 | 3-7 | .429 | 0-1 | .000 | 0-1 | .000 | 1 | 3 | 4 | 2.0 | 3 | 0 | 0 | 0 | 5 | 6 | 6.6 |
| at Michigan | 03/03/2022 | * | 26:31 | 5-10 | .500 | 1-1 | 1.000 | 2-2 | 1.000 | 2 | 2 | 4 | 2.1 | 1 | 1 | 1 | 0 | 2 | 13 | 6.8 |
| Totals | | 9 | 505:13 | 76-173 | .439 | 11-38 | .289 | 40-45 | .889 | 22 | 41 | 63 | 2.1 | 48 | 35 | 24 | 3 | 29 | 203 | 6.8 |

CAREER STATISTICS

| YEAR | G/GS | FG-A | PCT | 3-PT | PCT | FT-A | PCT | REB | AVG | PF-FO | AST | TO | BLK | STL | PTS | AVG |
|---------------|-------------|---------------|-------------|--------------|-------------|--------------|-------------|-----------|------------|-------------|-----------|-----------|----------|-----------|------------|------------|
| Fresh. | 24/0 | 15-33 | .455 | 1-3 | .333 | 7-15 | .467 | 31 | 1.3 | 21-0 | 16 | 3 | 1 | 5 | 38 | 1.6 |
| Soph. | 30/9 | 76-173 | .439 | 11-38 | .289 | 40-45 | .889 | 63 | 2.1 | 48-0 | 35 | 24 | 3 | 29 | 203 | 6.8 |
| TOTALS | 54/9 | 91-206 | .442 | 12-41 | .293 | 47-60 | .783 | 94 | 1.7 | 69-0 | 51 | 27 | 4 | 34 | 241 | 4.5 |



GAME 31: IOWA AT ILLINOIS



FILIP REBRACA

#0 • Forward
6-9 • 230 • Senior
Sombor, Serbia
Univ. of North Dakota

SEASON HIGHS

POINTS..... 13 vs. MARYLAND (1/3/22)
 FGM..... 6, 2X, LAST AT MINNESOTA (1/16/22)
 FGA..... 10 AT RUTGERS (1/19/22)
 3-PT FGM..... 1 vs. ALABAMA STATE (11/18/21)
 3-PT FGA..... 1, 6X, LAST vs. NEBRASKA (2/13/22)
 FTM..... 4, 2X, LAST vs. MICHIGAN STATE (2/22/22)
 FTA..... 7 vs. N.C. CENTRAL (11/16/21)
 REB..... 13 vs. KANSAS CITY (11/12/21)
 AST..... 3 vs. MICHIGAN (2/17/22)
 STL..... 3 AT MINNESOTA (1/16/22)
 BLK..... 2, 5X, LAST vs. MICHIGAN STATE (2/22/22)
 MIN..... 34 AT RUTGERS (1/19/22)

CAREER HIGHS

POINTS..... 26 vs. SOUTH DAKOTA, 12/10/20
 FGM..... 11 AT ORAL ROBERTS, 1/8/21
 FGA..... 21 AT OMAHA, 2/26/20
 3-PT FGM..... 2, 8X, LAST vs. OMAHA, 2/20/21
 3-PT FGA..... 5 AT SOUTH DAKOTA STATE, 2/9/19
 FTM..... 11 vs. WESTERN ILLINOIS, 1/29/21
 FTA..... 12 vs. WESTERN ILLINOIS, 1/29/21
 REB..... 16 AT DENVER, 1/2/20
 AST..... 5, 2X, LAST AT FLORIDA GULF COAST, 11/29/19
 STL..... 4 AT ORAL ROBERTS, 1/9/21
 BLK..... 8 AT MILWAUKEE, 11/19/19
 MIN..... 41 vs. NORTH DAKOTA STATE, 1/16/21

| Opponent | Date | GS | MIN | Total | | 3-Pointers | | Free throws | | Rebounds | | | | PF | A | TO | BLK | STL | PTS | AVG | | |
|------------------|------------|----|-------|-----------|---------------|---------------|-------------|-------------|-------------|--------------|-------------|-----------|------------|------------|------------|-----------|-----------|-----------|-----------|-----------|------------|------------|
| | | | | FG-FGA | PCT | 3FG-3FGA | PCT | FT-FTA | PCT | OFF | DEF | TOT | AVG | | | | | | | | | |
| Longwood | 11/09/2021 | * | 16:09 | 1-3 | .333 | 0-0 | .000 | 0-0 | .000 | 0 | 5 | 5 | 5.0 | 1 | 1 | 1 | 0 | 0 | 2 | 2.0 | | |
| Kansas City | 11/12/2021 | * | 22:48 | 4-5 | .800 | 0-0 | .000 | 1-2 | .500 | 3 | 10 | 13 | 9.0 | 1 | 1 | 0 | 1 | 1 | 9 | 5.5 | | |
| N.C. Central | 11/16/2021 | * | 23:47 | 2-2 | 1.000 | 0-0 | .000 | 4-7 | .571 | 4 | 2 | 6 | 8.0 | 4 | 0 | 1 | 0 | 0 | 8 | 6.3 | | |
| Alabama St. | 11/18/2021 | * | 17:26 | 2-2 | 1.000 | 1-1 | 1.000 | 0-0 | .000 | 2 | 6 | 8 | 8.0 | 1 | 1 | 0 | 1 | 0 | 5 | 6.0 | | |
| Western Mich. | 11/22/2021 | * | 17:39 | 2-5 | .400 | 0-1 | .000 | 2-2 | 1.000 | 2 | 3 | 5 | 7.4 | 1 | 0 | 1 | 1 | 0 | 6 | 6.0 | | |
| Portland St. | 11/26/2021 | * | 17:28 | 2-5 | .400 | 0-0 | .000 | 1-2 | .500 | 2 | 7 | 9 | 7.7 | 1 | 0 | 3 | 2 | 1 | 5 | 5.8 | | |
| at Virginia | 11/29/2021 | * | 28:21 | 4-4 | 1.000 | 0-0 | .000 | 0-3 | .000 | 2 | 1 | 3 | 7.0 | 2 | 0 | 0 | 0 | 0 | 8 | 6.1 | | |
| at Purdue | 12/03/2021 | * | 20:04 | 1-2 | .500 | 0-0 | .000 | 1-2 | .500 | 0 | 1 | 1 | 6.3 | 5 | 0 | 0 | 0 | 0 | 3 | 5.8 | | |
| Illinois | 12/06/2021 | * | 21:12 | 1-4 | .250 | 0-1 | .000 | 1-2 | .500 | 2 | 6 | 8 | 6.4 | 4 | 2 | 1 | 0 | 0 | 3 | 5.4 | | |
| at Iowa St. | 12/09/2021 | * | 21:10 | 2-3 | .667 | 0-0 | .000 | 3-4 | .750 | 1 | 3 | 4 | 6.2 | 3 | 1 | 2 | 0 | 0 | 7 | 5.6 | | |
| vs Utah St. | 12/18/2021 | * | 21:12 | 3-5 | .600 | 0-0 | .000 | 1-2 | .500 | 1 | 3 | 4 | 6.0 | 3 | 0 | 1 | 1 | 0 | 7 | 5.7 | | |
| Southeastern La. | 12/21/2021 | * | 19:10 | 2-7 | .286 | 0-0 | .000 | 1-2 | .500 | 1 | 8 | 9 | 6.3 | 2 | 2 | 2 | 2 | 0 | 5 | 5.7 | | |
| Western Ill. | 12/29/2021 | * | 16:30 | 2-3 | .667 | 0-0 | .000 | 1-2 | .500 | 0 | 4 | 4 | 6.1 | 0 | 0 | 1 | 0 | 0 | 5 | 5.6 | | |
| Maryland | 01/03/2022 | * | 29:22 | 6-8 | .750 | 0-1 | .000 | 1-3 | .333 | 2 | 6 | 8 | 6.2 | 3 | 1 | 0 | 0 | 0 | 13 | 6.1 | | |
| at Wisconsin | 01/06/2022 | * | 11:36 | 1-2 | .500 | 0-0 | .000 | 0-0 | .000 | 0 | 1 | 1 | 5.9 | 2 | 0 | 0 | 0 | 0 | 2 | 5.9 | | |
| Indiana | 01/13/2022 | * | 19:52 | 2-3 | .667 | 0-0 | .000 | 0-0 | .000 | 1 | 3 | 4 | 5.8 | 4 | 1 | 0 | 2 | 0 | 4 | 5.8 | | |
| at Minnesota | 01/16/2022 | * | 32:21 | 6-11 | .545 | 0-1 | .000 | 0-0 | .000 | 6 | 6 | 12 | 6.1 | 2 | 1 | 1 | 2 | 3 | 12 | 6.1 | | |
| at Rutgers | 01/19/2022 | * | 33:40 | 4-10 | .400 | 0-0 | .000 | 0-1 | .000 | 4 | 6 | 10 | 6.3 | 3 | 0 | 1 | 0 | 2 | 8 | 6.2 | | |
| Penn St. | 01/22/2022 | * | 19:58 | 4-5 | .800 | 0-0 | .000 | 0-0 | .000 | 0 | 5 | 5 | 6.3 | 2 | 0 | 1 | 0 | 0 | 8 | 6.3 | | |
| Purdue | 01/27/2022 | * | 11:02 | 1-2 | .500 | 0-0 | .000 | 0-0 | .000 | 1 | 0 | 1 | 6.0 | 1 | 0 | 1 | 0 | 2 | 6.1 | | | |
| at Penn St. | 01/31/2022 | * | 31:60 | 4-5 | .800 | 0-0 | .000 | 3-3 | 1.000 | 3 | 3 | 6 | 6.0 | 3 | 0 | 1 | 1 | 1 | 11 | 6.3 | | |
| Minnesota | 02/06/2022 | * | 25:30 | 2-3 | .667 | 0-0 | .000 | 0-0 | .000 | 1 | 1 | 2 | 5.8 | 1 | 1 | 0 | 0 | 1 | 4 | 6.2 | | |
| at Maryland | 02/10/2022 | * | 21:30 | 2-3 | .667 | 0-0 | .000 | 2-2 | 1.000 | 3 | 4 | 7 | 5.9 | 2 | 1 | 2 | 0 | 1 | 6 | 6.2 | | |
| Nebraska | 02/13/2022 | * | 21:42 | 2-7 | .286 | 0-1 | .000 | 0-0 | .000 | 0 | 6 | 6 | 5.9 | 1 | 1 | 1 | 0 | 1 | 4 | 6.1 | | |
| Michigan | 02/17/2022 | * | 23:57 | 5-9 | .556 | 0-0 | .000 | 2-3 | .667 | 4 | 2 | 6 | 5.9 | 4 | 3 | 2 | 0 | 0 | 12 | 6.4 | | |
| at Ohio St. | 02/19/2022 | * | 16:00 | 2-3 | .667 | 0-0 | .000 | 1-2 | .500 | 2 | 3 | 5 | 5.8 | 4 | 0 | 3 | 0 | 0 | 5 | 6.3 | | |
| Michigan St. | 02/22/2022 | * | 22:10 | 0-2 | .000 | 0-0 | .000 | 4-4 | 1.000 | 3 | 4 | 7 | 5.9 | 2 | 1 | 1 | 2 | 0 | 4 | 6.2 | | |
| at Nebraska | 02/25/2022 | * | 24:22 | 2-7 | .286 | 0-0 | .000 | 2-2 | 1.000 | 3 | 0 | 3 | 5.8 | 1 | 0 | 2 | 1 | 0 | 6 | 6.2 | | |
| Northwestern | 02/28/2022 | * | 18:11 | 0-4 | .000 | 0-0 | .000 | 1-2 | .500 | 4 | 1 | 5 | 5.8 | 1 | 1 | 0 | 1 | 0 | 1 | 6.0 | | |
| at Michigan | 03/03/2022 | * | 17:19 | 2-6 | .333 | 0-0 | .000 | 0-0 | .000 | 0 | 2 | 2 | 5.6 | 3 | 0 | 0 | 1 | 0 | 4 | 6.0 | | |
| Totals | | | | 30 | 643:28 | 73-140 | .521 | 1-6 | .167 | 32-52 | .615 | 57 | 112 | 169 | 5.6 | 67 | 19 | 28 | 19 | 11 | 179 | 6.0 |

CAREER STATISTICS

| YEAR | G/GS | FG-A | PCT | 3-PT | PCT | FT-A | PCT | REB | AVG | PF-FO | AST | TO | BLK | STL | PTS | AVG |
|---------------|----------------|----------------|-------------|--------------|-------------|----------------|-------------|------------|------------|--------------|------------|------------|-----------|-----------|--------------|-------------|
| Fresh. | 29/16 | 96-180 | .533 | 10-28 | .357 | 31-52 | .596 | 172 | 5.9 | 75-1 | 18 | 43 | 26 | 15 | 233 | 8.0 |
| Soph. | 32/32 | 190-328 | .579 | 1-9 | .111 | 78-117 | .667 | 285 | 8.9 | 79-0 | 51 | 75 | 33 | 18 | 459 | 14.3 |
| Junior | 26/26 | 174-344 | .506 | 15-41 | .366 | 74-122 | .607 | 197 | 7.6 | 69-3 | 31 | 61 | 17 | 16 | 437 | 16.8 |
| Senior | 30/30 | 73-140 | .521 | 1-6 | .167 | 32-52 | .615 | 169 | 5.6 | 67-1 | 19 | 28 | 19 | 11 | 179 | 6.0 |
| TOTALS | 117/104 | 533-992 | .537 | 27-84 | .321 | 215-343 | .627 | 823 | 7.0 | 290-5 | 119 | 207 | 95 | 60 | 1,308 | 11.2 |



PAYTON SANDFORT

#20 • Guard
6-7 • 215 • Freshman
Waukee, Iowa
Waukee HS

SEASON HIGHS

POINTS..... 21 vs. ALABAMA STATE (11/18/21)
 FGM..... 7 vs. ALABAMA STATE (11/18/21)
 FGA..... 15 vs. ALABAMA STATE (11/18/21)
 3-PT FGM..... 5, 2X, LAST vs. WESTERN MICHIGAN (11/22/21)
 3-PT FGA..... 12 vs. ALABAMA STATE (11/18/21)
 FTM..... 2, 6X, LAST vs. NORTHWESTERN (2/28/22)
 FTA..... 2, 6X, LAST vs. NORTHWESTERN (2/28/22)
 REB..... 8 vs. NEBRASKA (2/13/22)
 AST..... 2, 4X, LAST AT MINNESOTA (1/16/22)
 STL..... 1, 4X, LAST vs. WESTERN ILLINOIS (12/29/21)
 BLK..... 1, 4X, LAST vs. MINNESOTA (2/6/22)
 MIN..... 21 vs. ALABAMA STATE (11/18/21)

CAREER HIGHS

POINTS..... 21 vs. ALABAMA STATE (11/18/21)
 FGM..... 7 vs. ALABAMA STATE (11/18/21)
 FGA..... 15 vs. ALABAMA STATE (11/18/21)
 3-PT FGM..... 5, 2X, LAST vs. WESTERN MICHIGAN (11/22/21)
 3-PT FGA..... 12 vs. ALABAMA STATE (11/18/21)
 FTM..... 2, 6X, LAST vs. NORTHWESTERN (2/28/22)
 FTA..... 2, 6X, LAST vs. NORTHWESTERN (2/28/22)
 REB..... 8 vs. NEBRASKA (2/13/22)
 AST..... 2, 4X, LAST AT MINNESOTA (1/16/22)
 STL..... 1, 4X, LAST vs. WESTERN ILLINOIS (12/29/21)
 BLK..... 1, 4X, LAST vs. MINNESOTA (2/6/22)
 MIN..... 21 vs. ALABAMA STATE (11/18/21)

| Opponent | Date | GS | MIN | Total | | 3-Pointers | | Free throws | | Rebounds | | | | PF | A | TO | BLK | STL | PTS | AVG |
|------------------|------------|----|-------|--------|------|------------|-------|-------------|-------|----------|-----|-----|-----|----|---|----|-----|-----|-----|------|
| | | | | FG-FGA | PCT | 3FG-3FGA | PCT | FT-FTA | PCT | OFF | DEF | TOT | AVG | | | | | | | |
| Longwood | 11/09/2021 | | 15:46 | 3-10 | .300 | 2-7 | .286 | 0-0 | .000 | 1 | 1 | 2 | 2.0 | 1 | 2 | 0 | 0 | 0 | 8 | 8.0 |
| Kansas City | 11/12/2021 | | 13:07 | 2-5 | .400 | 0-3 | .000 | 2-2 | 1.000 | 0 | 0 | 0 | 1.0 | 0 | 1 | 0 | 0 | 0 | 6 | 7.0 |
| N.C. Central | 11/16/2021 | | 08:41 | 0-1 | .000 | 0-1 | .000 | 0-0 | .000 | 0 | 1 | 1 | 1.0 | 0 | 1 | 0 | 0 | 0 | 0 | 4.7 |
| Alabama St. | 11/18/2021 | | 20:45 | 7-15 | .467 | 5-12 | .417 | 2-2 | 1.000 | 1 | 1 | 2 | 1.3 | 2 | 2 | 0 | 0 | 0 | 21 | 8.8 |
| Western Mich. | 11/22/2021 | | 16:15 | 6-10 | .600 | 5-7 | .714 | 2-2 | 1.000 | 1 | 2 | 3 | 1.6 | 0 | 0 | 0 | 1 | 1 | 19 | 10.8 |
| Portland St. | 11/26/2021 | | 20:01 | 1-5 | .200 | 0-4 | .000 | 2-2 | 1.000 | 1 | 1 | 2 | 1.7 | 2 | 1 | 2 | 0 | 0 | 4 | 9.7 |
| at Virginia | 11/29/2021 | | 03:01 | 0-1 | .000 | 0-1 | .000 | 0-0 | .000 | 0 | 0 | 0 | 1.4 | 0 | 0 | 0 | 1 | 0 | 0 | 8.3 |
| at Purdue | 12/03/2021 | | 07:19 | 0-2 | .000 | 0-2 | .000 | 1-2 | .500 | 1 | 0 | 1 | 1.4 | 0 | 1 | 2 | 0 | 1 | 1 | 7.4 |
| Illinois | 12/06/2021 | | 10:14 | 2-3 | .667 | 1-2 | .500 | 0-0 | .000 | 1 | 0 | 1 | 1.3 | 0 | 0 | 0 | 1 | 0 | 5 | 7.1 |
| at Iowa St. | 12/09/2021 | | 05:22 | 0-3 | .000 | 0-2 | .000 | 0-0 | .000 | 0 | 0 | 0 | 1.2 | 0 | 0 | 1 | 0 | 0 | 0 | 6.4 |
| vs Utah St. | 12/18/2021 | | 07:44 | 0-3 | .000 | 0-1 | .000 | 0-0 | .000 | 1 | 2 | 3 | 1.4 | 4 | 1 | 0 | 0 | 0 | 0 | 5.8 |
| Southeastern La. | 12/21/2021 | | 17:25 | 3-9 | .333 | 2-7 | .286 | 2-2 | 1.000 | 0 | 2 | 2 | 1.4 | 1 | 1 | 1 | 0 | 1 | 10 | 6.2 |
| Western Ill. | 12/29/2021 | | 16:30 | 5-7 | .714 | 3-3 | 1.000 | 0-0 | .000 | 4 | 1 | 5 | 1.7 | 1 | 0 | 0 | 0 | 1 | 13 | 6.7 |
| Maryland | 01/03/2022 | | 01:54 | 0-0 | .000 | 0-0 | .000 | 0-0 | .000 | 0 | 0 | 0 | 1.6 | 0 | 0 | 0 | 0 | 0 | 0 | 6.2 |
| at Wisconsin | 01/06/2022 | | 06:52 | 0-2 | .000 | 0-1 | .000 | 0-0 | .000 | 1 | 0 | 1 | 1.5 | 1 | 2 | 1 | 0 | 0 | 0 | 5.8 |
| Indiana | 01/13/2022 | | 01:08 | 0-0 | .000 | 0-0 | .000 | 0-0 | .000 | 0 | 0 | 0 | 1.4 | 0 | 0 | 0 | 0 | 0 | 0 | 5.4 |
| at Minnesota | 01/16/2022 | | 08:32 | 1-2 | .500 | 0-1 | .000 | 0-0 | .000 | 0 | 1 | 1 | 1.4 | 2 | 2 | 0 | 0 | 0 | 2 | 5.2 |
| at Rutgers | 01/19/2022 | | 03:08 | 0-1 | .000 | 0-0 | .000 | 0-0 | .000 | 0 | 0 | 0 | 1.3 | 0 | 0 | 0 | 0 | 0 | 0 | 4.9 |
| Purdue | 01/27/2022 | | 05:55 | 1-3 | .333 | 1-1 | 1.000 | 0-0 | .000 | 0 | 0 | 0 | 1.3 | 1 | 1 | 0 | 0 | 0 | 3 | 4.8 |
| at Penn St. | 01/31/2022 | | 11:14 | 2-4 | .500 | 1-3 | .333 | 0-0 | .000 | 0 | 1 | 1 | 1.3 | 1 | 0 | 0 | 0 | 0 | 5 | 4.9 |
| Minnesota | 02/06/2022 | | 10:12 | 2-4 | .500 | 1-3 | .333 | 0-0 | .000 | 0 | 3 | 3 | 1.3 | 1 | 1 | 0 | 1 | 0 | 5 | 4.9 |
| at Maryland | 02/10/2022 | | 14:05 | 3-4 | .750 | 3-3 | 1.000 | 0-0 | .000 | 2 | 1 | 3 | 1.4 | 2 | 0 | 1 | 0 | 0 | 9 | 5.0 |
| Nebraska | 02/13/2022 | | 16:53 | 5-8 | .625 | 2-4 | .500 | 0-0 | .000 | 2 | 6 | 8 | 1.7 | 4 | 1 | 1 | | | | |

GAME 31: IOWA AT ILLINOIS



JOE TOUSSAINT

#2 • Guard
6-0 • 190 • Junior
Bronx, New York
Cardinal Hayes

SEASON HIGHS

POINTS..... 11 vs. ALABAMA STATE (11/18/21)
 FGM..... 4, 4x, LAST AT MINNESOTA (1/16/22)
 FGA..... 8, 2x, LAST AT MINNESOTA (1/16/22)
 3-PT FGM..... 2 vs. ALABAMA STATE (11/18/21)
 3-PT FGA..... 2, 8x, LAST AT OHIO STATE (2/19/22)
 FTM..... 4 vs. PURDUE (1/27/22)
 FTA..... 5 vs. PURDUE (1/27/22)
 REB..... 5, 2x, LAST AT PENN STATE (1/31/22)
 AST..... 11 vs. ALABAMA STATE (11/18/21)
 STL..... 4, 2x, LAST vs. PURDUE (1/27/22)
 BLK.....
 MIN..... 34 AT RUTGERS (1/19/22)

CAREER HIGHS

POINTS..... 18 vs. PENN STATE (1/4/20)
 FGM..... 7 AT NEBRASKA (1/7/20)
 FGA..... 18 AT NEBRASKA (1/7/20)
 3-PT FGM..... 2, 5x, LAST vs. ALABAMA STATE (11/18/21)
 3-PT FGA..... 5 AT NEBRASKA (1/7/20)
 FTM..... 9 vs. SAN DIEGO STATE (11/29/19)
 FTA..... 9 vs. SAN DIEGO STATE (11/29/19)
 REB..... 8 vs. CAL POLY (11/24/19)
 AST..... 11 vs. ALABAMA STATE (11/18/21)
 STL..... 6 AT MARYLAND (1/7/21)
 BLK..... 1, 3x, LAST vs. W. ILLINOIS (12/3/20)
 MIN..... 34, 2x, LAST AT RUTGERS (1/19/22)

| Opponent | Date | GS | MIN | Total | | 3-Pointers | | Free throws | | Rebounds | | | | PF | A | TO | BLK | STL | PTS | AVG | |
|------------------|------------|----|-----------|---------------|---------------|-------------|-------------|-------------|--------------|-------------|-----------|-----------|-----------|------------|-----------|------------|-----------|----------|-----------|------------|------------|
| | | | | FG-FGA | PCT | 3FG-3FGA | PCT | FT-FTA | PCT | OFF | DEF | TOT | AVG | | | | | | | | |
| Longwood | 11/09/2021 | * | 16:09 | 3-3 | 1.000 | 1-1 | 1.000 | 2-2 | 1.000 | 0 | 0 | 0 | 0.0 | 2 | 4 | 0 | 0 | 4 | 9 | 9.0 | |
| Kansas City | 11/12/2021 | * | 20:23 | 2-4 | .500 | 0-1 | .000 | 0-0 | .000 | 0 | 1 | 1 | 0.5 | 0 | 6 | 2 | 0 | 2 | 4 | 6.5 | |
| N.C. Central | 11/16/2021 | * | 18:29 | 1-5 | .200 | 0-1 | .000 | 0-0 | .000 | 1 | 1 | 2 | 1.0 | 1 | 2 | 0 | 0 | 2 | 5.0 | | |
| Alabama St. | 11/18/2021 | * | 24:07 | 4-6 | .667 | 2-2 | 1.000 | 1-1 | 1.000 | 2 | 1 | 3 | 1.5 | 0 | 11 | 2 | 0 | 2 | 11 | 6.5 | |
| Western Mich. | 11/22/2021 | * | 17:03 | 3-6 | .500 | 0-0 | .000 | 0-0 | .000 | 0 | 1 | 1 | 1.4 | 2 | 4 | 1 | 0 | 3 | 6 | 6.4 | |
| Portland St. | 11/26/2021 | * | 13:12 | 1-4 | .250 | 0-0 | .000 | 0-0 | .000 | 0 | 0 | 0 | 1.2 | 2 | 3 | 3 | 0 | 1 | 2 | 5.7 | |
| at Virginia | 11/29/2021 | * | 26:02 | 4-7 | .571 | 0-1 | .000 | 2-2 | 1.000 | 0 | 3 | 3 | 1.4 | 2 | 0 | 0 | 0 | 10 | 6.3 | | |
| at Purdue | 12/03/2021 | * | 15:34 | 3-4 | .750 | 1-1 | 1.000 | 0-0 | .000 | 0 | 2 | 2 | 1.5 | 3 | 4 | 1 | 0 | 1 | 7 | 6.4 | |
| Illinois | 12/06/2021 | * | 15:58 | 1-7 | .143 | 0-2 | .000 | 0-0 | .000 | 2 | 0 | 2 | 1.6 | 1 | 3 | 1 | 0 | 1 | 2 | 5.9 | |
| at Iowa St. | 12/09/2021 | * | 12:04 | 0-1 | .000 | 0-0 | .000 | 0-0 | .000 | 0 | 1 | 1 | 1.5 | 1 | 0 | 1 | 0 | 0 | 0 | 5.3 | |
| vs Utah St. | 12/18/2021 | * | 18:28 | 2-2 | 1.000 | 0-0 | .000 | 0-0 | .000 | 1 | 0 | 1 | 1.5 | 2 | 2 | 3 | 0 | 0 | 4 | 5.2 | |
| Southeastern La. | 12/21/2021 | * | 16:40 | 1-1 | 1.000 | 0-0 | .000 | 3-4 | .750 | 1 | 3 | 4 | 1.7 | 3 | 5 | 2 | 0 | 3 | 5 | 5.2 | |
| Western Ill. | 12/29/2021 | * | 13:18 | 0-1 | .000 | 0-0 | .000 | 2-2 | 1.000 | 1 | 4 | 5 | 1.9 | 1 | 1 | 1 | 0 | 0 | 2 | 4.9 | |
| Maryland | 01/03/2022 | * | 25:25 | 4-8 | .500 | 1-2 | .500 | 0-0 | .000 | 1 | 3 | 4 | 2.1 | 2 | 9 | 3 | 0 | 3 | 9 | 5.2 | |
| at Wisconsin | 01/06/2022 | * | 17:55 | 3-5 | .600 | 0-1 | .000 | 0-0 | .000 | 0 | 0 | 0 | 1.9 | 1 | 4 | 2 | 0 | 0 | 6 | 5.3 | |
| Indiana | 01/13/2022 | * | 20:35 | 2-5 | .400 | 1-1 | 1.000 | 0-0 | .000 | 0 | 0 | 0 | 1.8 | 2 | 1 | 2 | 0 | 3 | 5 | 5.3 | |
| at Minnesota | 01/16/2022 | * | 26:16 | 4-8 | .500 | 0-2 | .000 | 0-1 | .000 | 0 | 2 | 2 | 1.8 | 1 | 7 | 3 | 0 | 1 | 8 | 5.4 | |
| at Rutgers | 01/19/2022 | * | 34:21 | 2-3 | .667 | 1-1 | 1.000 | 3-4 | .750 | 1 | 4 | 5 | 2.0 | 1 | 5 | 3 | 0 | 3 | 8 | 5.6 | |
| Penn St. | 01/22/2022 | * | 22:35 | 1-4 | .250 | 0-2 | .000 | 2-2 | 1.000 | 1 | 2 | 3 | 2.1 | 2 | 4 | 2 | 0 | 3 | 4 | 5.5 | |
| Purdue | 01/27/2022 | * | 25:07 | 2-6 | .333 | 0-0 | .000 | 4-5 | .800 | 0 | 1 | 1 | 2.0 | 2 | 3 | 1 | 0 | 4 | 8 | 5.6 | |
| at Penn St. | 01/31/2022 | * | 18:45 | 0-4 | .000 | 0-1 | .000 | 0-0 | .000 | 1 | 4 | 5 | 2.1 | 2 | 2 | 1 | 0 | 0 | 0 | 5.3 | |
| Minnesota | 02/06/2022 | * | 05:48 | 0-1 | .000 | 0-1 | .000 | 0-0 | .000 | 0 | 0 | 0 | 2.0 | 1 | 1 | 0 | 0 | 2 | 0 | 5.1 | |
| at Maryland | 02/10/2022 | * | 17:47 | 2-5 | .400 | 0-2 | .000 | 1-2 | .500 | 1 | 1 | 2 | 2.0 | 0 | 5 | 0 | 0 | 1 | 5 | 5.1 | |
| Nebraska | 02/13/2022 | * | 16:16 | 1-6 | .167 | 0-2 | .000 | 0-0 | .000 | 0 | 0 | 0 | 2.0 | 1 | 4 | 2 | 0 | 3 | 2 | 5.0 | |
| Michigan | 02/17/2022 | * | 13:29 | 1-2 | .500 | 0-0 | .000 | 0-0 | .000 | 0 | 3 | 3 | 2.0 | 0 | 2 | 1 | 0 | 0 | 2 | 4.8 | |
| at Ohio St. | 02/19/2022 | * | 22:31 | 2-4 | .500 | 0-2 | .000 | 0-0 | .000 | 0 | 2 | 2 | 2.0 | 3 | 1 | 1 | 0 | 0 | 4 | 4.8 | |
| Michigan St. | 02/22/2022 | * | 17:58 | 2-4 | .500 | 0-0 | .000 | 0-0 | .000 | 0 | 2 | 2 | 2.0 | 2 | 4 | 1 | 0 | 0 | 4 | 4.8 | |
| at Nebraska | 02/25/2022 | * | 05:39 | 0-0 | .000 | 0-0 | .000 | 0-0 | .000 | 0 | 0 | 0 | 1.9 | 2 | 2 | 0 | 0 | 0 | 0 | 4.6 | |
| Northwestern | 02/28/2022 | * | 18:33 | 2-4 | .500 | 0-1 | .000 | 0-0 | .000 | 1 | 1 | 2 | 1.9 | 0 | 4 | 2 | 0 | 1 | 4 | 4.6 | |
| at Michigan | 03/03/2022 | * | 08:47 | 0-4 | .000 | 0-1 | .000 | 0-0 | .000 | 0 | 0 | 0 | 1.9 | 0 | 2 | 0 | 0 | 0 | 0 | 4.4 | |
| Totals | | | 21 | 545:13 | 53-124 | .427 | 7-28 | .250 | 20-25 | .800 | 14 | 42 | 56 | 1.9 | 42 | 105 | 41 | 0 | 41 | 133 | 4.4 |

CAREER STATISTICS

| YEAR | G/GS | FG-A | PCT | 3-PT | PCT | FT-A | PCT | REB | AVG | PF-FO | AST | TO | BLK | STL | PTS | AVG |
|---------------|--------------|----------------|-------------|--------------|-------------|----------------|-------------|------------|------------|--------------|------------|------------|----------|------------|------------|------------|
| Fresh. | 31/20 | 68-180 | .378 | 11-37 | .297 | 54-65 | .831 | 62 | 2.0 | 62-1 | 90 | 62 | 2 | 36 | 201 | 6.5 |
| Soph. | 31/0 | 42-99 | .424 | 3-11 | .273 | 28-45 | .622 | 37 | 1.2 | 49-0 | 75 | 45 | 1 | 24 | 115 | 3.7 |
| Junior | 30/21 | 53-124 | .427 | 7-28 | .250 | 20-25 | .800 | 56 | 1.9 | 42-0 | 105 | 41 | 0 | 41 | 133 | 4.4 |
| TOTALS | 92/41 | 163-403 | .404 | 21-76 | .276 | 102-135 | .756 | 155 | 1.7 | 153-1 | 270 | 148 | 3 | 101 | 449 | 4.9 |



AHRON ULIS

#4 • Guard
6-3 • 195 • Sophomore
Chicago Heights, Ill.
Marion Catholic HS

SEASON HIGHS

POINTS..... 12 vs. N.C. CENTRAL (11/16/21)
 FGM..... 4 vs. MINNESOTA (2/6/22)
 FGA..... 9 vs. MINNESOTA (2/6/22)
 3-PT FGM..... 1, 4x, LAST vs. MINNESOTA (2/6/22)
 3-PT FGA..... 2, 3x, LAST vs. MINNESOTA (2/6/22)
 FTM..... 7, 2x, LAST AT PENN STATE (1/31/22)
 FTA..... 8, 2x, LAST AT PENN STATE (1/31/22)
 REB..... 5, 2x, LAST vs. MINNESOTA (2/6/22)
 AST..... 8 vs. WESTERN MICHIGAN (11/22/21)
 STL..... 3 vs. ILLINOIS (12/6/21)
 BLK.....
 MIN..... 27 AT PENN STATE (1/31/22)

CAREER HIGHS

POINTS..... 12 vs. N.C. CENTRAL (11/16/21)
 FGM..... 4 vs. MINNESOTA (2/6/22)
 FGA..... 9 vs. MINNESOTA (2/6/22)
 3-PT FGM..... 1, 4x, LAST vs. MINNESOTA (2/6/22)
 3-PT FGA..... 2, 3x, LAST vs. MINNESOTA (2/6/22)
 FTM..... 7, 2x, LAST AT PENN STATE (1/31/22)
 FTA..... 8, 2x, LAST AT PENN STATE (1/31/22)
 REB..... 5, 2x, LAST vs. MINNESOTA (2/6/22)
 AST..... 8 vs. WESTERN MICHIGAN (11/22/21)
 STL..... 3 vs. ILLINOIS (12/6/21)
 BLK..... 1 vs. OREGON (3/22/21)
 MIN..... 27 AT PENN STATE (1/31/22)

| Opponent | Date | GS | MIN | Total | | 3-Pointers | | Free throws | | Rebounds | | | | PF | A | TO | BLK | STL | PTS | AVG |
|------------------|------------|----|-------|--------|-------|------------|-------|-------------|-------|----------|-----|-----|-----|----|---|----|-----|-----|-----|-----|
| | | | | FG-FGA | PCT | 3FG-3FGA | PCT | FT-FTA | PCT | OFF | DEF | TOT | AVG | | | | | | | |
| Longwood | 11/09/2021 | | 19:34 | 3-4 | .750 | 0-0 | .000 | 0-0 | .000 | 2 | 2 | 4 | 4.0 | 3 | 5 | 1 | 0 | 0 | 6 | 6.0 |
| Kansas City | 11/12/2021 | | 13:00 | 2-2 | 1.000 | 0-0 | .000 | 0-1 | .000 | 0 | 0 | 0 | 2.0 | 0 | 1 | 0 | 0 | 1 | 4 | 5.0 |
| N.C. Central | 11/16/2021 | | 21:31 | 2-5 | .400 | 1-1 | 1.000 | 7-8 | .875 | 0 | 3 | 3 | 2.3 | 1 | 4 | 2 | 0 | 1 | 12 | 7.3 |
| Alabama St. | 11/18/2021 | | 15:53 | 0-3 | .000 | 0-2 | .000 | 0-1 | .000 | 0 | 0 | 0 | 1.8 | 4 | 1 | 1 | 0 | 2 | 0 | 5.5 |
| Western Mich. | 11/22/2021 | | 18:53 | 1-4 | .250 | 0-0 | .000 | 0-0 | .000 | 0 | 2 | 2 | 1.8 | 0 | 8 | 2 | 0 | 1 | 2 | 4.8 |
| Portland St. | 11/26/2021 | | 12:21 | 0-1 | .000 | 0-0 | .000 | 0-0 | .000 | 0 | 2 | 2 | 1.8 | 1 | 0 | 2 | 0 | 0 | 0 | 4.0 |
| at Virginia | 11/29/2021 | | 12:48 | 1-2 | .500 | 0-0 | .000 | 0-0 | .000 | 0 | 2 | 2 | 1.9 | 0 | 2 | 0 | 0 | 0 | 2 | 3.7 |
| at Purdue | 12/03/2021 | | 19:46 | 2-6 | .333 | 1-1 | 1.000 | 2-2 | 1.000 | 2 | 1 | 3 | 2.0 | 4 | 1 | 0 | 0 | 0 | 7 | 4.1 |
| Illinois | 12/06/2021 | | 24:18 | 3-6 | .500 | 1-2 | .500 | 4-4 | 1.000 | 0 | 0 | 0 | 1.8 | 4 | 7 | 0 | 0 | 3 | 11 | 4.9 |
| at Iowa St. | 12/09/2021 | | 15:28 | 0-2 | .000 | 0-0 | .000 | 0-0 | .000 | 0 | 2 | 2 | 1.8 | 1 | 4 | 2 | 0 | 1 | 0 | 4.4 |
| vs Utah St. | 12/18/2021 | | 19:23 | 1-4 | .250 | 0-1 | .000 | 2-2 | 1.000 | 1 | 3 | 4 | 2.0 | 0 | 4 | 2 | 0 | 2 | 4 | 4.4 |
| Southeastern La. | 12/21/2021 | | 12:59 | 2-3 | .667 | 0-1 | .000 | 0-0 | .000 | 1 | 2 | 3 | 2.1 | 3 | 1 | 1 | 0 | 0 | 4 | 4.3 |
| Western Ill. | 12/29/2021 | | 19:26 | 1-3 | .333 | 0-0 | .000 | 5-5 | 1.000 | 0 | 3 | 3 | 2.2 | 3 | 5 | 2 | 0 | 1 | 7 | 4.5 |
| Maryland | 01/03/2022 | | 14:35 | 1-2 | .500 | 0-0 | .000 | 0-1 | .000 | 1 | 1 | 2 | 2.1 | 0 | 1 | 0 | 0 | 0 | 2 | 4.4 |
| at Wisconsin | 01/06/2022 | | 14:44 | 1-2 | .500 | 0-0 | .000 | 0-0 | .000 | 0 | 3 | 3 | 2.2 | 0 | 2 | 1 | 0 | 0 | 2 | 4.2 |
| Indiana | 01/13/2022 | | 18:17 | 0-4 | .000 | 0-0 | .000 | 4-4 | 1.000 | 2 | 2 | 4 | 2.3 | 1 | 2 | 2 | 0 | 0 | 4 | 4.2 |
| at Minnesota | 01/16/2022 | | 11:38 | 0-1 | .000 | 0-0 | .000 | 0-0 | .000 | 1 | 1 | 2 | 2.3 | 2 | 3 | 0 | 0 | 0 | 0 | 3.9 |
| at Rutgers | 01/19/2022 | | 05:37 | 0-2 | .000 | 0-0 | .000 | 0-0 | .000 | 0 | 0 | 0 | 2.2 | 1 | 0 | 1 | 0 | 0 | 0 | 3.7 |
| Penn St. | 01/22/2022 | | 06:25 | 1-1 | 1.000 | 0-0 | .000 | 0-0 | .000 | 0 | 0 | 0 | 2.1 | 0 | 0 | 1 | 0 | 0 | 2 | 3.6 |
| Purdue | 01/27/2022 | | 14:53 | 1-3 | .333 | 0-0 | .000 | 0-0 | .000 | 2 | 0 | 2 | 2.1 | 1 | 1 | 2 | 0 | 1 | 2 | 3.6 |
| at Penn St. | 01/31/2022 | | 27:26 | 0-7 | .000 | 0-0 | .000 | 7-8 | .875 | 2 | 3 | 5 | 2.2 | 2 | 5 | 0 | 0 | 0 | 7 | 3.7 |
| Minnesota | 02/06/2022 | | 21:29 | 4-9 | .444 | 1-2 | .500 | 0-2 | .000 | 1 | 4 | 5 | 2.3 | 1 | 2 | 1 | 0 | 2 | 9 | 4.0 |
| at Maryland | 02/10/2022 | | 13:47 | 1-5 | .200 | 0-1 | .000 | 1-2 | .500 | 0 | 1 | 1 | 2.3 | 1 | 3 | 0 | 0 | 1 | 3 | 3.9 |
| Nebraska | 02/13/2022 | | 07:41 | 0-0 | .000 | 0-0 | .000 | 0-0 | .000 | 0 | 0 | 0 | 2.2 | 0 | 1 | 1 | 0 | 0 | 0 | 3.8 |
| Michigan | 02/17/2022 | | 10:55 | 2-3 | .667 | 0-0 | .000 | 0-0 | | | | | | | | | | | | |



GAME-BY-GAME RESULTS

Overall: 22-8 Big Ten: 12-7 Home: 15-3 Away: 6-5 Neutral: 1-0

| Date | Opponent | Result | Attend. | Top Scorer | Top Rebounder |
|-----------|------------------------|----------------|---------|-------------------------|-------------------------------|
| Nov. 9 | Longwood | W, 106-73 | 9,259 | Keegan Murray, 24 | Murray/Murray/C. McCaffery, 7 |
| Nov. 12 | Kansas City | W, 89-57 | 11,133 | Keegan Murray, 25 | Filip Rebraca, 13 |
| Nov. 16 | N.C. Central | W, 86-69 | 9,132 | Keegan Murray, 27 | Keegan Murray, 21 |
| Nov. 18 | Alabama State | W, 108-82 | 9,957 | Keegan Murray, 26 | Rebraca/Kris Murray, 8 |
| Nov. 22 | Western Michigan | W, 109-61 | 10,044 | Keegan Murray, 29 | Kris Murray, 8 |
| Nov. 26 | Portland State | W, 85-51 | 11,756 | Keegan Murray, 23 | Rebraca/Keegan Murray, 9 |
| ^ Nov. 29 | at Virginia | W, 75-74 | 13,542 | Jordan Bohannon, 20 | Keegan Murray, 9 |
| * Dec. 3 | at #2 Purdue | L, 70-77 | 14,804 | Patrick McCaffery, 15 | Rebraca/Ogundele, 5 |
| * Dec. 6 | Illinois | L, 83-87 | 12,072 | Keegan Murray, 19 | Filip Rebraca, 8 |
| + Dec. 9 | at #17 Iowa State | L, 53-73 | 14,267 | Jordan Bohannon, 17 | Keegan Murray, 7 |
| # Dec. 18 | vs. Utah State | W, 94-75 | 3,250 | Keegan Murray, 35 | Keegan Murray, 7 |
| Dec. 21 | Southeastern Louisiana | W, 93-62 | 10,891 | Keegan Murray, 20 | Keegan Murray, 10 |
| Dec. 29 | Western Illinois | W, 92-71 | 15,056 | Keegan Murray, 29 | Keegan Murray, 10 |
| * Jan. 3 | Maryland | W, 80-75 | 10,327 | Keegan Murray, 35 | Rebraca/Keegan Murray, 8 |
| * Jan. 6 | at #23 Wisconsin | L, 78-87 | 15,212 | Keegan Murray, 27 | Patrick McCaffery, 7 |
| * Jan. 13 | Indiana | W, 83-74 | 11,246 | Kris Murray, 29 | Kris Murray, 11 |
| * Jan. 16 | at Minnesota | W, 81-71 | 10,925 | Keegan Murray, 25 | Filip Rebraca, 12 |
| * Jan. 19 | at Rutgers | L, 46-48 | 8,000 | Keegan Murray, 13 | Keegan Murray, 13 |
| * Jan. 22 | Penn State | W, 68-51 | 15,056 | Keegan Murray, 15 | Keegan Murray, 8 |
| * Jan. 27 | #6 Purdue | L, 73-83 | 12,723 | Kris Murray, 23 | Keegan Murray, 9 |
| * Jan. 31 | at Penn State | L, 86-90 (2OT) | 7,977 | Keegan Murray, 21 | Patrick McCaffery, 7 |
| * Feb. 6 | Minnesota | W, 71-59 | 14,558 | Keegan Murray, 24 | Keegan Murray, 15 |
| * Feb. 10 | at Maryland | W, 110-87 | 12,649 | Ke. Murray/Bohannon, 30 | Rebraca/Keegan Murray, 7 |
| * Feb. 13 | Nebraska | W, 98-75 | 13,772 | Keegan Murray, 37 | Payton Sandfort, 8 |
| * Feb. 17 | Michigan | L, 79-84 | 13,048 | Keegan Murray, 23 | Keegan Murray, 7 |
| * Feb. 19 | at #18 Ohio State | W, 75-62 | 15,876 | Keegan Murray, 24 | Kris Murray, 8 |
| * Feb. 22 | Michigan State | W, 86-60 | 14,634 | Keegan Murray, 28 | Filip Rebraca, 7 |
| * Feb. 25 | at Nebraska | W, 88-78 | 15,960 | Tony Perkins, 20 | Keegan Murray, 11 |
| * Feb. 28 | Northwestern | W, 82-61 | 13,231 | Keegan Murray, 26 | Keegan Murray, 18 |
| * March 3 | at Michigan | W, 82-71 | 12,707 | Keegan Murray, 23 | Keegan Murray, 7 |

^ - Big Ten/ACC Challenge

+ - Iowa Corn Cy-Hawk Series

- Sioux Falls, South Dakota

* - Big Ten Conference Game

% - Big Ten Tournament -- Indianapolis





GAME-BY-GAME STATISTICS

| Team | Score | FG-A | PCT | 3-PT. FG | PCT | FT-FTA | PCT | REB | PF | AST | TO | BLK | STL |
|----------------------|-------|-------|------|----------|------|--------|-------|-----|----|-----|----|-----|-----|
| at Iowa | 106 | 36-65 | .554 | 15-33 | .455 | 19-22 | .864 | 43 | 20 | 24 | 8 | 8 | 6 |
| Longwood | 73 | 26-74 | .351 | 9-32 | .281 | 12-16 | .750 | 38 | 22 | 17 | 12 | 0 | 5 |
| at Iowa | 89 | 34-65 | .523 | 4-16 | .250 | 17-22 | .773 | 39 | 11 | 18 | 8 | 5 | 11 |
| Kansas City | 57 | 23-56 | .411 | 7-22 | .318 | 4-6 | .667 | 27 | 22 | 12 | 17 | 2 | 4 |
| at Iowa | 86 | 23-61 | .377 | 5-23 | .217 | 35-41 | .854 | 44 | 14 | 15 | 8 | 4 | 5 |
| N.C. Central | 69 | 28-59 | .475 | 5-15 | .333 | 8-12 | .667 | 31 | 30 | 11 | 15 | 3 | 5 |
| at Iowa | 108 | 38-73 | .521 | 20-44 | .455 | 12-16 | .750 | 44 | 14 | 28 | 10 | 2 | 7 |
| Alabama State | 82 | 29-59 | .492 | 11-24 | .458 | 13-19 | .684 | 27 | 17 | 17 | 14 | 2 | 8 |
| at Iowa | 109 | 38-72 | .528 | 12-26 | .462 | 21-23 | .913 | 37 | 9 | 20 | 7 | 6 | 15 |
| Western Michigan | 61 | 24-63 | .381 | 6-26 | .231 | 7-7 | 1.000 | 38 | 17 | 14 | 24 | 2 | 6 |
| at Iowa | 85 | 32-66 | .485 | 6-19 | .316 | 15-19 | .789 | 43 | 12 | 15 | 13 | 4 | 11 |
| Portland State | 51 | 20-65 | .308 | 4-27 | .148 | 7-9 | .778 | 39 | 17 | 10 | 23 | 2 | 8 |
| Iowa | 75 | 30-56 | .536 | 10-21 | .476 | 5-10 | .500 | 30 | 10 | 12 | 4 | 3 | 2 |
| at Virginia | 74 | 30-57 | .526 | 9-18 | .500 | 5-9 | .556 | 29 | 12 | 16 | 5 | 2 | 0 |
| Iowa | 70 | 25-62 | .403 | 5-21 | .238 | 15-22 | .682 | 30 | 29 | 12 | 9 | 0 | 6 |
| at #2 Purdue | 77 | 21-50 | .420 | 8-19 | .421 | 27-37 | .730 | 42 | 18 | 14 | 17 | 2 | 5 |
| at Iowa | 83 | 31-69 | .449 | 8-22 | .364 | 13-19 | .684 | 23 | 21 | 16 | 4 | 5 | 9 |
| Illinois | 87 | 26-59 | .441 | 11-25 | .440 | 24-28 | .857 | 52 | 19 | 16 | 18 | 0 | 4 |
| Iowa | 53 | 17-63 | .270 | 5-27 | .185 | 14-15 | .933 | 32 | 18 | 10 | 12 | 6 | 7 |
| at #17 Iowa State | 73 | 27-62 | .435 | 8-25 | .320 | 11-17 | .647 | 50 | 16 | 18 | 16 | 4 | 5 |
| Iowa | 94 | 35-64 | .547 | 8-26 | .308 | 16-21 | .762 | 35 | 21 | 21 | 9 | 4 | 11 |
| vs. Utah State | 75 | 25-51 | .490 | 8-23 | .348 | 17-24 | .708 | 23 | 19 | 18 | 14 | 1 | 4 |
| at Iowa | 93 | 32-68 | .471 | 11-33 | .333 | 18-25 | .720 | 50 | 15 | 21 | 11 | 3 | 7 |
| SE Louisiana | 62 | 22-60 | .367 | 8-22 | .364 | 10-17 | .588 | 32 | 19 | 15 | 15 | 2 | 4 |
| at Iowa | 92 | 34-63 | .540 | 6-15 | .400 | 18-20 | .900 | 41 | 12 | 15 | 12 | 8 | 5 |
| Western Illinois | 71 | 30-72 | .417 | 5-30 | .167 | 6-6 | 1.000 | 31 | 16 | 4 | 9 | 0 | 6 |
| at Iowa | 80 | 30-61 | .492 | 8-20 | .400 | 12-19 | .632 | 34 | 15 | 17 | 7 | 4 | 6 |
| Maryland | 75 | 28-61 | .459 | 9-25 | .360 | 10-17 | .588 | 38 | 20 | 11 | 9 | 1 | 6 |
| Iowa | 78 | 30-61 | .492 | 7-20 | .350 | 11-19 | .579 | 26 | 22 | 19 | 8 | 7 | 4 |
| at #23 Wisconsin | 87 | 33-66 | .500 | 5-17 | .294 | 16-23 | .696 | 43 | 20 | 15 | 8 | 1 | 6 |
| at Iowa | 83 | 28-63 | .444 | 6-18 | .333 | 21-25 | .840 | 35 | 22 | 9 | 12 | 7 | 15 |
| Indiana | 74 | 27-53 | .509 | 7-22 | .318 | 13-21 | .619 | 31 | 21 | 17 | 23 | 5 | 4 |
| Iowa | 81 | 33-68 | .485 | 5-22 | .227 | 10-16 | .625 | 40 | 14 | 18 | 8 | 5 | 10 |
| at Minnesota | 71 | 28-55 | .509 | 6-16 | .375 | 9-14 | .643 | 31 | 18 | 12 | 14 | 2 | 5 |
| Iowa | 46 | 17-61 | .279 | 6-27 | .222 | 6-11 | .545 | 38 | 16 | 8 | 10 | 5 | 8 |
| at Rutgers | 48 | 18-58 | .310 | 2-13 | .154 | 10-13 | .769 | 49 | 15 | 13 | 15 | 10 | 7 |
| at Iowa | 68 | 22-54 | .407 | 10-32 | .313 | 14-18 | .778 | 37 | 13 | 15 | 10 | 5 | 9 |
| Penn State | 51 | 17-51 | .333 | 7-25 | .280 | 10-13 | .769 | 34 | 18 | 10 | 17 | 1 | 4 |
| at Iowa | 73 | 24-64 | .375 | 8-27 | .296 | 17-18 | .944 | 31 | 20 | 10 | 9 | 2 | 8 |
| #6 Purdue | 83 | 30-49 | .612 | 13-22 | .591 | 10-22 | .455 | 36 | 17 | 21 | 15 | 2 | 7 |
| Iowa | 86 | 27-77 | .351 | 11-31 | .355 | 21-28 | .750 | 43 | 22 | 17 | 8 | 3 | 7 |
| at Penn State (2 OT) | 90 | 33-74 | .446 | 6-27 | .222 | 18-24 | .750 | 53 | 23 | 12 | 12 | 2 | 6 |
| at Iowa | 71 | 29-65 | .446 | 9-23 | .391 | 4-9 | .444 | 38 | 10 | 12 | 6 | 6 | 7 |
| Minnesota | 59 | 22-61 | .361 | 9-23 | .391 | 6-9 | .667 | 40 | 9 | 9 | 12 | 4 | 4 |
| Iowa | 110 | 39-65 | .600 | 19-34 | .559 | 13-21 | .619 | 37 | 13 | 22 | 9 | 3 | 8 |
| at Maryland | 87 | 31-65 | .477 | 14-26 | .538 | 11-13 | .846 | 28 | 16 | 14 | 12 | 2 | 6 |
| at Iowa | 98 | 39-76 | .513 | 10-28 | .357 | 10-12 | .833 | 41 | 16 | 19 | 9 | 4 | 10 |
| Nebraska | 75 | 27-62 | .435 | 7-25 | .280 | 14-16 | .875 | 35 | 15 | 18 | 15 | 2 | 5 |
| at Iowa | 79 | 31-70 | .443 | 4-18 | .222 | 13-20 | .650 | 37 | 18 | 16 | 11 | 5 | 3 |
| Michigan | 84 | 31-62 | .500 | 4-20 | .200 | 18-23 | .783 | 40 | 17 | 21 | 11 | 4 | 7 |
| Iowa | 75 | 27-64 | .422 | 6-21 | .286 | 15-21 | .714 | 40 | 20 | 12 | 8 | 3 | 3 |
| at #18 Ohio State | 62 | 23-49 | .469 | 2-11 | .182 | 14-21 | .667 | 31 | 17 | 7 | 14 | 7 | 7 |
| at Iowa | 86 | 28-65 | .431 | 12-28 | .429 | 18-20 | .900 | 44 | 12 | 15 | 8 | 4 | 6 |
| Michigan State | 60 | 25-71 | .352 | 8-26 | .308 | 2-4 | .500 | 43 | 17 | 18 | 12 | 3 | 5 |
| Iowa | 88 | 31-62 | .500 | 9-22 | .409 | 17-24 | .708 | 35 | 13 | 12 | 10 | 4 | 1 |
| at Nebraska | 78 | 29-56 | .518 | 8-18 | .444 | 12-15 | .800 | 29 | 20 | 14 | 10 | 4 | 5 |
| at Iowa | 82 | 27-69 | .391 | 13-35 | .371 | 15-21 | .714 | 50 | 18 | 16 | 11 | 3 | 10 |
| Northwestern | 61 | 21-56 | .375 | 8-25 | .320 | 11-18 | .611 | 35 | 20 | 13 | 15 | 5 | 7 |
| Iowa | 82 | 30-57 | .526 | 11-19 | .579 | 11-12 | .917 | 29 | 13 | 11 | 9 | 6 | 10 |
| at Michigan | 71 | 30-60 | .500 | 7-19 | .368 | 4-8 | .500 | 31 | 11 | 16 | 13 | 6 | 4 |



SEASON & CAREER BESTS/THE LAST TIME...

Season Bests

| Player | Points | 3-Pointers | Rebounds | Assists | Blocks | Steals |
|-------------------|------------------|-----------------|------------------|-----------------|----------------|-----------------|
| Austin Ash | 8, Portland St | 2, twice | 3, Michigan St | 2, twice | --- | --- |
| Jordan Bohannon | 30, Maryland | 10, Maryland | 4, Nebraska | 5, twice | --- | 3, twice |
| Carter Kingsbury | --- | --- | --- | --- | --- | --- |
| Luc Laketa | 3, twice | 1, twice | 1, Portland St | 1, SE Louisiana | --- | 1, twice |
| Connor McCaffery | 17, Northwestern | 5, Northwestern | 8, SE Louisiana | 7, Portland St | --- | 3, Penn State |
| Patrick McCaffery | 18, Minnesota | 3, twice | 7, three times | 4, three times | 2, twice | 3, Indiana |
| Riley Mulvey | 8, W. Michigan | --- | 5, Alabama St | 1, twice | 1, W. Illinois | 1, Kansas City |
| Keegan Murray | 37, Nebraska | 5, Maryland | 21, N.C. Central | 4, Alabama St | 5, Longwood | 3, five times |
| Kris Murray | 29, Indiana | 3, four times | 11, Indiana | 3, Penn State | 3, Indiana | 3, Indiana |
| Josh Ogundele | 7, Purdue | --- | 5, Purdue | --- | 2, Illinois | 2, Portland St |
| Tony Perkins | 20, Nebraska | 2, three times | 5, twice | 5, Michigan | 1, three times | 5, Northwestern |
| Filip Rebraca | 13, Maryland | 1, Alabama St | 13, Kansas City | 3, Michigan | 2, four times | 3, Minnesota |
| Payton Sandfort | 21, Alabama St | 5, twice | 8, Nebraska | 2, three times | 1, four times | 1, three times |
| Joe Toussaint | 11, Alabama St | 2, Alabama St | 5, three times | 11, Alabama St | --- | 4, twice |
| Ahron Ulis | 12, N.C. Central | 1, four times | 5, twice | 8, W. Michigan | --- | 3, Illinois |

Career Bests

| Player | Points | 3-Pointers | Rebounds | Assists | Blocks | Steals |
|-------------------|-----------------------|----------------------|-----------------------|---------------------|---------------------|----------------------|
| Austin Ash | 9, Savannah St., '18 | 3, Savannah St., '18 | 3, Michigan St, '22 | 2, three times | --- | 2, Indiana |
| Jordan Bohannon | 30, twice | 10, Maryland, '22 | 7, twice | 14, Minnesota, '21 | 1, Nebraska '17 | 6, Pitt, '18 |
| Carter Kingsbury | --- | --- | --- | --- | --- | --- |
| Luc Laketa | 3, twice | 1, twice | 1, Portland St, '21 | 1, SE Louisiana | --- | 1, twice |
| Connor McCaffery | 19, UConn, '18 | 5, N'Western, '22 | 13, Michigan, '20 | 10, Maryland, '21 | 1, seven times | 3, seven times |
| Patrick McCaffery | 19, Nebraska, '21 | 3, four times | 7, three times | 4, three times | 2, four times | 3, Indiana |
| Riley Mulvey | 8, W. Michigan, '21 | --- | 5, Alabama St, '21 | 1, twice | 1, W. Illinois, '21 | 1, Kansas City, '21 |
| Keegan Murray | 37, Nebraska, '22 | 5, Maryland, '21 | 21, N.C. Central, '21 | 4, Alabama St, '21 | 5, Longwood, '21 | 3, six times |
| Kris Murray | 29, Indiana, '22 | 3, four times | 11, Indiana, '22 | 3, Penn State, '22 | 3, Indiana, '22 | 3, Indiana, '22 |
| Josh Ogundele | 7, Purdue, '21 | --- | 5, Purdue, '21 | --- | 2, Illinois '21 | 2, Portland St, '21 |
| Tony Perkins | 20, Nebraska, '22 | 2, three times | 7, N. Illinois, '20 | 5, Michigan, '22 | 1, four times | 5, N'Western, '22 |
| Filip Rebraca | 26, South Dakota, '20 | 2, eight times | 16, Denver, '20 | 5, twice | 8, Milwaukee, '19 | 4, Oral Roberts, '19 |
| Payton Sandfort | 21, Alabama St, '21 | 5, twice | 8, Nebraska, '22 | 2, three times | 1, four times | 1, three times |
| Joe Toussaint | 18, Penn State, '20 | 2, four times | 8, Cal Poly, '19 | 11, Alabama St, '21 | 1, W. Illinois, '20 | 6, Maryland, '21 |
| Ahron Ulis | 12, N.C. Central, '21 | 1, four times | 5, twice | 8, W. Michigan, '21 | 1, Oregon, '21 | 3, Illinois, '21 |

The Last Time a Player . . .

Had 30 or more points

Iowa -- 30, Keegan Murray vs. Nebraska, 2/13/22
Opponent -- 30, Marcus Carr, Minnesota, 12/25/20

Made at least 90% of his FGA (10 att.)

Iowa -- .928 (13-14), Luka Garza vs. Iowa State, 12/11/20
Opponent -- .900 (9-10), Mike Watkins, Penn State, 2/3/18

Made 100% of his FTA (10 att.)

Iowa -- 1.000 (10-10), Jordan Bohannon vs. Nebraska 1/6/19
Opponent -- 1.000 (12-12), Bonzie Colson, Notre Dame, 11/29/16

Had 15 or more rebounds

Iowa -- 18, Keegan Murray vs. Northwestern, 2/28/22
Opponent -- 18, Kofi Cockburn, Illinois, 12/6/21

Had 10 or more assists

Iowa -- 11, Joe Toussaint vs. Alabama State, 11/18/21
Opponent -- 10, Cam Mack, Nebraska, 1/7/20

Had 5 or more blocks

Iowa -- 5, Keegan Murray vs. Longwood, 11/9/21
Opponent -- 6, E. J. Liddell, Ohio State, 2/19/22

Had 5 or more steals

Iowa -- 5, Tony Perkins vs. Northwestern, 2/28/22
Opponent -- 5, Chris McNeal, Cincinnati, 12/21/19

The Last Time a Team . . .

Scored 100 or more points

Iowa -- 110 at Maryland, 2/10/22
Opponent -- 102 by Minnesota, 12/25/20

Scored 40 or fewer points

Iowa -- 40 at Wisconsin, 3/3/10
Opponent -- 39 by UNC Wilmington, 11/8/13

Won an overtime game

Iowa -- 76-70 (OT) at Indiana, 2/22/19
Opponent -- 90-86 (2 OT) by Penn State, 1/31/22

Made at least 60% of its FGA (20 att.)

Iowa -- .600 (39-65) at Maryland, 2/10/22
Opponent -- .612 (30-49) by Purdue, 1/27/22

Made at least 50% of its 3-pt. FGA (8 att.)

Iowa -- .579 (11-19) at Michigan, 3/3/22
Opponent -- .538 (14-26) by Maryland, 2/10/22

Made at least 90% of its FTA (10 att.)

Iowa -- .917 (11-12) at Michigan, 3/3/22
Opponent -- .947 (18-19) by San Diego State, 11/29/19





SEASON HIGHS & LOWS/SPECIALITY STATS

| CATEGORY | IOWA | | OPPONENTS | |
|----------------------|------|------|-----------|------------------------------|
| <u>Points</u> | High | 110 | 90 | Penn State |
| | Low | 46 | 48 | Rutgers |
| <u>FG Made</u> | High | 39 | 33 | Wisconsin/Penn State |
| | Low | 17 | 17 | Penn State |
| <u>FG Att.</u> | High | 77 | 74 | Longwood/Penn State |
| | Low | 54 | 49 | Ohio State |
| <u>FG%</u> | High | .600 | .612 | Purdue |
| | Low | .270 | .308 | Portland State |
| <u>3-FG Made</u> | High | 20 | 14 | Maryland |
| | Low | 4 | 2 | Rutgers/Ohio State |
| <u>3-FG Att.</u> | High | 44 | 32 | Longwood |
| | Low | 16 | 11 | Ohio State |
| <u>3-FG%</u> | High | .579 | .591 | Purdue |
| | Low | .185 | .148 | Portland State |
| <u>FTM</u> | High | 35 | 27 | Purdue |
| | Low | 4 | 2 | Michigan State |
| <u>FTA</u> | High | 41 | 37 | Purdue |
| | Low | 9 | 4 | Michigan State |
| <u>FT% (min. 10)</u> | High | .944 | .875 | Nebraska |
| | Low | .444 | .455 | Purdue |
| <u>Off. Reb.</u> | High | 20 | 21 | Iowa State |
| | Low | 6 | 2 | Utah State |
| <u>Def. Reb.</u> | High | 37 | 38 | Rutgers/Penn State |
| | Low | 14 | 19 | WIU/Indiana/OSU/Michigan |
| <u>Total Reb.</u> | High | 50 | 53 | Penn State |
| | Low | 23 | 23 | Utah State |
| <u>Assists</u> | High | 28 | 21 | Purdue/Michigan |
| | Low | 8 | 4 | Western Illinois |
| <u>Steals</u> | High | 15 | 8 | Alabama State/Portland State |
| | Low | 2 | 0 | Virginia |
| <u>Blocks</u> | High | 8 | 10 | Rutgers |
| | Low | 0 | 0 | Illinois/Western Illinois |
| <u>Turnovers</u> | High | 12 | 24 | Western Michigan |
| | Low | 4 | 5 | Virginia |
| <u>Fouls</u> | High | 29 | 30 | N.C. Central |
| | Low | 9 | 9 | Minnesota |

| GAME-BY-GAME SPECIALTY STATS | | Pts. Off | Pts. in | 2nd | Bench |
|------------------------------|-------------------|-------------|-------------|-------------|-------------|
| Date | Opponent | TO's | Paint | Chance | Points |
| 11/9 | Longwood | 17 | 36 | 17 | 42 |
| 11/12 | Kansas City | 25 | 58 | 11 | 28 |
| 11/16 | N.C. Central | 16 | 34 | 15 | 27 |
| 11/18 | Alabama State | 18 | 30 | 23 | 51 |
| 11/22 | Western Michigan | 36 | 50 | 14 | 63 |
| 11/26 | Portland State | 23 | 46 | 17 | 36 |
| 11/29 | Virginia | 5 | 30 | 13 | 12 |
| 12/3 | at #2 Purdue | 20 | 34 | 4 | 29 |
| 12/6 | Illinois | 26 | 42 | 11 | 43 |
| 12/9 | at #17 Iowa State | 11 | 20 | 10 | 13 |
| 12/18 | vs. Utah State | 18 | 48 | 6 | 25 |
| 12/21 | SE Louisiana | 19 | 42 | 14 | 34 |
| 12/29 | Western Illinois | 9 | 54 | 12 | 32 |
| 1/3 | Maryland | 14 | 40 | 17 | 10 |
| 1/6 | at #23 Wisconsin | 8 | 38 | 14 | 21 |
| 1/13 | Indiana | 34 | 42 | 16 | 46 |
| 1/16 | at Minnesota | 12 | 52 | 17 | 12 |
| 1/19 | at Rutgers | 6 | 22 | 8 | 0 |
| 1/22 | Penn State | 12 | 12 | 12 | 19 |
| 1/27 | #6 Purdue | 18 | 26 | 14 | 32 |
| 1/31 | at Penn State | 8 | 28 | 19 | 36 |
| 2/6 | Minnesota | 21 | 34 | 6 | 17 |
| 2/10 | at Maryland | 19 | 40 | 19 | 33 |
| 2/13 | Nebraska | 24 | 50 | 14 | 34 |
| 2/17 | Michigan | 9 | 42 | 14 | 16 |
| 2/19 | at #18 Ohio State | 16 | 36 | 18 | 25 |
| 2/22 | Michigan State | 13 | 22 | 14 | 33 |
| 2/25 | at Nebraska | 12 | 38 | 19 | 25 |
| 2/28 | Northwestern | 12 | 26 | 18 | 14 |
| 3/2 | at Michigan | 11 | 36 | 11 | 19 |
| AVG. | | 16.4 | 36.9 | 13.9 | 27.6 |

IOWA AND OPPONENT INDIVIDUAL HIGH PERFORMANCES

| CATEGORY | IOWA | OPPONENTS |
|---|--------------|--|
| <u>Points</u> | 37 | Keegan Murray (Nebraska) 29 |
| <u>Field Goals Made</u> | 15 (15-21) | Keegan Murray (Nebraska) 12 (12-15) |
| <u>Field Goals Attempted</u> | 23 (9-23) | Keegan Murray (Michigan) 18 (10-18) |
| <u>Field Goal Percentage (min. 5 made)</u> | .857 (12-14) | Keegan Murray (at Maryland) .889 (8-9) |
| <u>3-Point Field Goals Made</u> | 10 (10-16) | Jordan Bohannon (at Maryland) 5 |
| <u>3-Point Field Goals Attempted</u> | 16 (10-16) | Jordan Bohannon (at Maryland) 12 (5-12) |
| <u>3-Point Field Goals Pct. (min. 5 made)</u> | .833 (5-6) | Keegan Murray (Maryland) .556 (5-9) |
| <u>Free Throws Made</u> | 9 (9-10/9-9) | Ke. Murray (NCCU)/Kr. Murray (Purdue) 7 (7-11) |
| <u>Free Throws Attempted</u> | 10 (9-10) | Keegan Murray (N.C. Central) 11 (7-11) |
| <u>Free Throw Pct. (min. 7 made)</u> | 1.000 (9-9) | Kris Murray (Purdue) .636 (7-11) |
| <u>Offensive Rebounds</u> | 9 | Keegan Murray (N.C. Central) 11 |
| <u>Defensive Rebounds</u> | 14 | Keegan Murray (Northwestern) 17 |
| <u>Total Rebounds</u> | 21 | Keegan Murray (N.C. Central) 18 |
| <u>Assists</u> | 11 | Joe Toussaint (Alabama State) 7 |
| <u>Steals</u> | 5 | Tony Perkins (Northwestern) 4 |
| <u>Blocks</u> | 5 | Keegan Murray (Longwood) 5 |
| <u>Turnovers</u> | 3 | 15 times 6 |





2021-22 IOWA RECORD WHEN...

| | | | | | |
|--|------|-------------------------------------|-------------------------|---------------------|------|
| When playing at home: | 15-3 | When leading at the half: | 19-3 | When wearing White: | 10-1 |
| When playing on the road: | 6-5 | When trailing at the half: | 3-5 | When wearing Black: | 4-5 |
| When playing on a neutral court: | 1-0 | When tied at the half: | 0-0 | When wearing Gold: | 6-1 |
| | | | | When wearing Gray: | 2-1 |
| | | | | | |
| When Iowa scores 100 points or more: | 4-0 | Iowa field goal percentage at home: | 556-1189 | .468 | |
| When Iowa scores 90-99 points: | 4-0 | Iowa field goal percentage on road: | 341-760 | .449 | |
| When Iowa scores 80-89 points: | 10-2 | Iowa 3-point percentage at home: | 167-460 | .363 | |
| When Iowa scores 70-79 points: | 3-4 | Iowa 3-point percentage on road: | 102-291 | .351 | |
| When Iowa scores under 70 points: | 1-2 | Iowa free throw percentage at home: | 292-369 | .791 | |
| | | Iowa free throw percentage on road: | 154-220 | .700 | |
| | | | | | |
| When opponent scores 100 points or more: | 0-0 | On Sunday: | 3-0 | | |
| When opponent scores 90-99 points: | 0-1 | On Monday: | 4-2 | | |
| When opponent scores 80-89 points: | 2-4 | On Tuesday: | 4-0 | | |
| When opponent scores 70-79 points: | 10-2 | On Wednesday: | 1-1 | | |
| When opponent scores 60-69 points: | 6-0 | On Thursday: | 4-4 | | |
| When opponent scores fewer than 60 points: | 4-1 | On Friday: | 3-1 | | |
| | | On Saturday: | 3-0 | | |
| | | | | | |
| When Iowa shoots at least 50% from the field: | 11-0 | On BTN: | 11-3 | | |
| When Iowa shoots less than 50% from the field: | 11-8 | On CBS: | 0-0 | | |
| When opponent shoots at least 50% from the field: | 5-3 | On ESPN: | 1-1 | | |
| When opponent shoots less than 50% from the field: | 17-5 | On ESPN2: | 2-1 | | |
| When Iowa has higher FG% than opponent: | 17-1 | On ESPNU: | 0-0 | | |
| When opponent has higher FG%: | 5-7 | On B1G+: | 3-0 | | |
| When FG% is equal: | 0-0 | On FS1: | 4-3 | | |
| | | On CBS SN: | 0-0 | | |
| When Iowa outrebounds opponent: | 18-0 | On NBC SN: | 0-0 | | |
| When opponent has more rebounds: | 4-8 | On FOX: | 1-0 | | |
| When rebounds are equal: | 0-0 | On TBS: | 0-0 | | |
| | | | | | |
| When Iowa shoots at least 80% from the line: | 9-2 | Most Points, First Half: | 63 vs. Alabama State | | |
| When Iowa shoots less than 80% from the line: | 14-6 | Fewest Points, First Half: | 26 at Purdue/Iowa State | | |
| When opponent shoots at least 80% from the line: | 6-1 | Most Points Allowed, First Half: | 48 vs. Indiana/Purdue | | |
| When opponent shoots less than 80% from the line: | 17-7 | Fewest Points Allowed, First Half: | 17 vs. Northwestern | | |
| When Iowa shoots more free throws than opponent: | 17-1 | Most Points, Second Half: | 60 vs. Western Michigan | | |
| When opponent shoots more free throws: | 3-7 | Fewest Points, Second Half: | 19 at Rutgers | | |
| When free throws attempts are equal: | 2-0 | Most Points Allowed, Second Half: | 50 vs. Nebraska | | |
| When Iowa has higher FT% than opponent: | 14-3 | Fewest Points Allowed, Second Half: | 21 vs. Minnesota | | |
| When opponent has higher FT%: | 8-5 | Largest Halftime Advantage: | 29 vs. Western Michigan | | |
| When FT% is equal: | 0-0 | Largest Halftime Deficit: | 15 vs. Purdue | | |
| | | | | | |
| When Iowa shoots at least 50% from 3-point range: | 2-0 | | | | |
| When Iowa shoots less than 50% from 3-point range: | 20-8 | | | | |
| When opponent shoots at least 50% from 3-point range: | 2-1 | | | | |
| When opponent shoots less than 50% from 3-point range: | 20-7 | | | | |
| When Iowa has a higher 3-point FG% than opponent: | 13-4 | | | | |
| When opponent has a higher 3-point FG%: | 8-4 | | | | |
| When 3-point FG% is equal: | 1-0 | | | | |
| | | | | | |
| When Iowa has more assists than opponent: | 17-2 | | | | |
| When opponent has more assists: | 5-5 | | | | |
| When assists are equal: | 0-1 | | | | |
| | | | | | |
| When Iowa has fewer turnovers than opponent: | 20-6 | | | | |
| When opponent has fewer turnovers: | 1-0 | | | | |
| When turnovers are equal: | 1-2 | | | | |
| When Iowa has more steals than opponent: | 16-6 | | | | |
| When opponent has more steals: | 4-2 | | | | |
| When steals are equal: | 2-0 | | | | |



IOWA SUPERLATIVES UNDER McCAFFERY

TEAM

Most Points Scored

- 116 -- Savannah State (11/13/16)
- 111 -- SIU Edwardsville (11/26/10)
- 110 -- Maryland (2/10/22)**
- 110 -- Savannah State (12/22/18)
- 109 -- Western Michigan (11/22/21)**
- 109 -- Md. Eastern Shore (11/14/13)
- 108 -- Alabama State (11/18/21)**
- 106 -- Longwood (11/9/21)**
- 106 -- Northern Illinois (12/13/20)

Fewest Points Allowed

- 36 -- Howard (11/15/12)
- 39 -- UNC Wilmington (11/8/13)
- 39 -- Northern Iowa (12/7/10)
- 40 -- Louisiana Monroe (11/16/10)
- 41 -- Abilene Christian (11/17/13)

Field Goals Made

- 42 -- Savannah State (11/13/16)
- 42 -- Central Arkansas (12/19/11)
- 41 -- Northern Illinois (12/13/20)
- 40 -- Coppin State (11/15/15)
- 39 -- Nebraska (2/13/22)**
- 39 -- Maryland (2/10/22)**
- 39 -- Savannah State (12/22/18)
- 39 -- Kennesaw State (12/29/19)

Field Goals Attempted

- 87 -- Savannah State (11/13/16)
- 79 -- Oregon (3/18/12)
- 78 -- Minnesota (12/25/20)
- 77 -- Penn State (1/31/22)**
- 77 -- Nebraska (1/7/20)
- 77 -- Nebraska (1/5/17)

Field Goal Percentage (20 Made)

- .680 -- Illinois (1/20/19)
- .643 -- Maryland (2/8/15)
- .630 -- Indiana (1/29/12)
- .627 -- Michigan (2/5/15)
- .623 -- Abilene Christian (11/17/13)

3-Point Field Goals Made

- 20 -- Alabama State (11/18/21) ***
- 19 -- Maryland (2/10/22)**
- 19 -- Savannah State (12/22/18)
- 18 -- Savannah State (11/13/16)
- 17 -- North Carolina (12/8/20)
- 16 -- Nebraska (3/4/21)
- 16 -- Maryland (2/25/17)
- 16 -- TCU (3/19/17)

3-Point Field Goals Attempted

- 44 -- Alabama State (11/18/21) ***
- 43 -- Nebraska (3/4/21)
- 43 -- Savannah State (11/13/16)
- 42 -- Savannah State (12/22/18)
- 40 -- North Carolina (12/8/20)
- 36 -- Iowa State (12/7/17)

3-Point FG Percentage (10 Made)

- .714 (15-21) Illinois (1/20/19)
- .632 (12-19) Wisconsin (2/18/21)
- .619 (13-21) Northern Illinois (11/17/11)
- .615 (16-26) Maryland (2/25/17)
- .611 (11-18) Rutgers (1/31/17)

Free Throws Made

- 39 -- Indiana (2/21/17)
- 38 -- Omaha (11/10/13)
- 35 -- NC Central (11/16/21)**
- 34 -- Green Bay (11/11/18)
- 34 -- Illinois (2/28/18)
- 33 -- Illinois (1/11/18)

Free Throws Attempted

- 49 -- Omaha (11/10/13)
- 47 -- Indiana (2/21/17)
- 45 -- Green Bay (11/11/18)
- 43 -- UM Eastern Shore (11/14/13)
- 43 -- Michigan State (1/28/14)
- 41 -- NC Central (11/16/21)**
- 41 -- Illinois (2/28/18)

Free Throw Percentage (10 Made)

- 1.000 (15-15) Illinois (3/8/20)
- 1.000 (15-15) Virginia (3/27/13)
- 1.000 (13-13) Purdue (12/28/16)
- .944 (17-18) Purdue (1/27/22)**
- .933 (14-15) Iowa State (12/9/21)**
- .929 (26-28) North Florida (12/22/14)
- .926 (25-27) Penn State (2/28/15)
- .923 (12-13) Iowa State (12/12/14)

Most Rebounds

- 57 -- Western Illinois (12/3/20)
- 57 -- Md. Eastern Shore (11/14/13)
- 56 -- UNC Wilmington (11/8/13)
- 56 -- Brown (12/3/11)
- 56 -- SC State (12/19/12)
- 55 -- Minnesota (12/25/20)

Most Assists

- 34 -- Northern Illinois (12/29/17)
- 33 -- Savannah State (11/13/16)
- 32 -- Central Arkansas (12/19/11)
- 31 -- Coppin State (11/15/15)
- 30 -- Savannah State (12/22/18)

Most Steals

- 19 -- SIU Edwardsville (11/26/10)
- 16 -- UMBC (12/6/14)
- 15 -- Indiana (1/13/22)**
- 15 -- Western Michigan (11/22/21)**
- 15 -- Rutgers (1/31/17)
- 14 -- Kennesaw State (12/29/19)
- 14 -- Maryland (1/19/17)
- 14 -- Marquette (11/19/15)
- 14 -- Penn (11/22/13)
- 14 -- Idaho St (12/4/10)
- 14 -- Chicago St (11/11/11)

Most Blocked Shots

- 14 -- Drake (12/19/15) *
- 13 -- Illinois (3/5/13)
- 12 -- UNC Wilmington (11/8/13)
- 12 -- Northern Illinois (11/26/14)
- 11 -- Michigan State (12/29/15)
- 10 -- Penn State (2/15/14)
- 10 -- UT-Pan American (11/9/12)

Fewest Turnovers

- 3 -- Temple (3/18/16)
- 3 -- Drake (12/19/15)
- 4 -- Illinois (12/6/21)**
- 4 -- Virginia (11/29/21)**
- 4 -- Michigan (1/17/16)
- 4 -- Northwestern (2/15/15)

* -- denotes school record

INDIVIDUAL

Most Points:

- 44 -- Luka Garza at Michigan (12/6/19)
- 42 -- Peter Jok vs. Memphis (11/26/16)
- 41 -- Luka Garza vs. Southern (11/27/20)
- 38 -- Luka Garza at Indiana (2/13/20)
- 37 -- Keegan Murray vs. Nebraska (2/13/22)**
- 36 -- Luka Garza vs. Oregon (3/22/21)
- 35 -- Keegan Murray vs. Maryland (1/3/22)**
- 35 -- Keegan Murray vs. Utah State (12/18/21)**
- 35 -- Luka Garza vs. Western Illinois (12/3/20)
- 35 -- Peter Jok vs. Indiana (2/21/17)

Field Goals Made

- 17 -- Luka Garza at Michigan (12/6/19)
- 15 -- Keegan Murray vs. Nebraska (2/13/22)**
- 14 -- Keegan Murray vs. Maryland (1/3/22)**
- 14 -- Luka Garza vs. Oregon (3/22/21)
- 14 -- Luka Garza vs. Southern (11/27/20)
- 14 -- Luka Garza at Indiana (2/13/20)
- 13 -- Keegan Murray vs. W. Illinois (12/29/21)**
- 13 -- Keegan Murray vs. Utah State (12/18/21)**
- 13 -- Luka Garza vs. Minnesota (1/10/21)
- 13 -- Luka Garza vs. Iowa State (12/11/20)
- 13 -- Luka Garza vs. Western Illinois (12/3/20)
- 13 -- Luka Garza vs. Penn State (1/4/20)

Field Goals Attempted

- 32 -- Luka Garza at Michigan (12/6/19)
- 28 -- Luka Garza vs. Penn State (2/29/20)
- 27 -- Luka Garza at Minnesota (12/25/20)
- 24 -- Devyn Marble vs. Wisconsin (1/5/14)
- 24 -- Peter Jok vs. Nebraska (1/5/17)

3-Point FG Made

- 10 -- Jordan Bohannon at Maryland (2/10/22) ***
- 8 -- Jordan Bohannon vs. Nebraska (3/4/21)
- 8 -- Peter Jok vs. Memphis (11/26/16)
- 8 -- Jordan Bohannon vs. Maryland (2/25/17)
- 7 -- Jordan Bohannon vs. N. Carolina (12/8/20)
- 7 -- Jordan Bohannon vs. N'western (2/25/18)
- 7 -- Jordan Bohannon vs Notre Dame (11/29/16)
- 7 -- Jordan Bohannon vs TCU (3/19/17)
- 7 -- Devyn Marble vs Oregon (3/18/12)
- 7 -- Matt Gatens vs Wisconsin (2/23/12)
- 7 -- Matt Gatens vs Indiana (2/19/12)

3-Point Field Goals Attempted

- 16 -- Jordan Bohannon at Maryland (2/10/22)**
- 16 -- Jordan Bohannon vs. N. Carolina (12/8/20)
- 15 -- Jordan Bohannon at Notre Dame (12/3/16)
- 14 -- Jordan Bohannon at Syracuse (12/3/19)
- 14 -- Jordan Bohannon vs. Savannah St. (12/22/18)
- 14 -- Jordan Bohannon vs. N'western (2/25/18)
- 12 -- Payton Sandfort vs. Alabama St (11/18/21)**
- 12 -- Jordan Bohannon vs. Nebraska (3/4/21)
- 12 -- Jordan Bohannon at Illinois (1/11/18)
- 12 -- Jordan Bohannon vs. Omaha (12/3/16)

Free Throws Made

- 22 -- Peter Jok vs. Indiana (2/21/17) *
- 14 -- Roy Devyn Marble vs. UNI (12/15/12)
- 14 -- Aaron White vs. Texas (11/20/14)
- 13 -- Tyler Cook vs. UAB (11/22/17)
- 13 -- Aaron White vs. Wisconsin (1/19/13)

Most Rebounds:

- 21 -- Keegan Murray vs. N.C. Central (11/16/21)**
- 18 -- Keegan Murray vs. N'western (2/28/22)**
- 18 -- Luka Garza vs. Wisconsin (1/27/20)
- 18 -- Luka Garza at Nebraska (1/7/20)
- 18 -- Adam Woodbury vs. Wisconsin (2/24/16)
- 17 -- Luka Garza at Minnesota (12/25/20)
- 17 -- Aaron White vs. Iowa State (12/13/13)

Most Assists

- 13 -- Jordan Bohannon vs. TCU (3/19/17)
- 12 -- Mike Gesell vs. Minnesota (2/14/16)
- 12 -- Mike Gesell vs. Coppin State (11/15/15)
- 11 -- Joe Toussaint vs. Alabama St (11/18/21)**
- 11 -- Jordan Bohannon vs. Wisconsin (1/23/18)
- 11 -- Jordan Bohannon vs. South Dakota (3/15/17)
- 11 -- Mike Gesell vs. Michigan (3/5/16)
- 11 -- Devyn Marble vs. Wisconsin (2/22/14)
- 11 -- Bryce Cartwright vs. Dayton (3/13/12)
- 10 -- Connor McCaffery at Maryland (1/7/21)
- 10 -- Jordan Bohannon vs. Minnesota (12/9/19)
- 10 -- Jordan Bohannon vs. Minnesota (1/30/18)
- 10 -- Jordan Bohannon vs. Ohio State (1/4/18)
- 10 -- Jordan Bohannon vs. Indiana (3/9/17)
- 10 -- Mike Gesell vs. Nebraska (1/5/16)
- 10 -- Mike Gesell vs. Tenn. Tech (12/22/15)

Most Steals

- 7 -- Eric May vs. SIUE (11/26/10)
- 6 -- Joe Toussaint at Maryland (1/7/21)
- 6 -- Jordan Bohannon vs. Pitt (11/27/18)
- 6 -- Roy Devyn Marble vs. Penn (11/22/13)
- 6 -- Eric May at Wake Forest (11/30/10)
- 5 -- Joe Toussaint vs. Kennesaw St (12/29/19)
- 5 -- Nicholas Baer vs. Drake (12/16/17)
- 5 -- Isaiah Moss vs. Indiana (3/9/17)
- 5 -- Jarryd Cole at Mich St (3/2/11)
- 5 -- Matt Gatens vs. Idaho St (12/4/10)
- 5 -- Aaron White vs. North Florida (12/22/14)
- 5 -- Mike Gesell at Penn State (2/28/15)

Most Blocks

- 7 -- Melsahn Basabe vs. Iowa St (12/10/10)
- 7 -- Gabriel Olaseni vs. Illinois (3/5/13)
- 6 -- Nicholas Baer at Nebraska (1/5/17)
- 6 -- Jarrod Uthoff vs. Minnesota (2/14/16)
- 6 -- Jarrod Uthoff vs. Michigan State (12/29/15)
- 6 -- Nicholas Baer vs. Drake (12/19/15)
- 6 -- Melsahn Basabe vs. Ohio St (1/4/11)



Game 1 - Iowa 106, Longwood 73

Official Box Score
Longwood vs Iowa
 Game Totals - Final Statistics
 November 09, 2021 at Carver-Hawkeye Arena - Iowa City



| No. | Player | S | Pts | FG | 3FG | FT | OR | DR | TR | PF | A | TO | Bk | Stl | Min | ± |
|---------------|--------------------|---|-----------|--------------|-------------|--------------|-----------|-----------|-----------|-----------|-----------|-----------|----------|----------|------------|-----|
| 01 | WILKINS, ISAIAH | G | 19 | 7-13 | 4-6 | 1-2 | 2 | 6 | 8 | 2 | 1 | 3 | 0 | 0 | 27 | -14 |
| 03 | WADE, DESHAUN | G | 5 | 1-7 | 1-4 | 2-2 | 1 | 3 | 4 | 2 | 1 | 1 | 0 | 1 | 25 | -22 |
| 04 | WATSON, ZAC | F | 4 | 1-2 | 0-0 | 2-2 | 0 | 1 | 1 | 4 | 0 | 1 | 0 | 0 | 16 | -20 |
| 11 | HILL, JUSTIN | G | 10 | 3-10 | 1-3 | 3-3 | 1 | 2 | 3 | 1 | 6 | 1 | 0 | 2 | 27 | -30 |
| 05 | GRANLUND, JESPER | F | 0 | 0-5 | 0-4 | 0-0 | 1 | 1 | 2 | 3 | 0 | 2 | 0 | 0 | 16 | -22 |
| 00 | NIKERIJIWE, LESLIE | F | 17 | 8-9 | 0-0 | 1-2 | 3 | 1 | 4 | 2 | 0 | 1 | 0 | 0 | 20 | -13 |
| 02 | LUTERAS, NATE | G | 3 | 1-8 | 1-5 | 0-0 | 0 | 1 | 1 | 0 | 1 | 0 | 0 | 1 | 18 | -15 |
| 05 | DARDEN, JAYLANI | G | 2 | 1-2 | 0-1 | 0-0 | 2 | 0 | 2 | 1 | 0 | 0 | 0 | 0 | 2 | -1 |
| 12 | PERKINS, JORDAN | G | 5 | 2-8 | 1-2 | 0-0 | 0 | 2 | 2 | 6 | 1 | 0 | 0 | 0 | 24 | -22 |
| 21 | HICKS, TREY | F | 2 | 1-2 | 0-0 | 0-1 | 1 | 0 | 1 | 1 | 0 | 1 | 0 | 0 | 2 | -1 |
| 22 | LACOUNT, GAKHARI | G | 0 | 0-1 | 0-1 | 0-0 | 0 | 0 | 0 | 0 | 0 | 0 | 0 | 0 | 2 | -1 |
| 23 | HOUSTON, D'AVIAN | G | 3 | 1-5 | 1-4 | 0-0 | 1 | 2 | 3 | 4 | 1 | 1 | 0 | 1 | 14 | -2 |
| 24 | O'CONNOR, CAMERON | G | 0 | 0-1 | 0-1 | 0-0 | 0 | 0 | 0 | 0 | 0 | 0 | 0 | 0 | 2 | -1 |
| 44 | WILLIAMS, C.J. | G | 3 | 0-1 | 0-1 | 3-4 | 2 | 1 | 3 | 0 | 1 | 0 | 0 | 0 | 2 | -1 |
| TEAM | | | | | | | 3 | 1 | 4 | 0 | 0 | | | | | |
| TOTALS | | | 73 | 26-74 | 9-32 | 12-16 | 17 | 21 | 38 | 22 | 17 | 12 | 0 | 5 | 199 | |

| Shooting By Period | FG | FG% | 3FG | 3FG% | FT | FT% | Deadball Rebounds: 2.0 |
|--------------------|--------------|--------------|-------------|--------------|--------------|--------------|-------------------------|
| 1st Half | 12-35 | 34% | 4-15 | 27% | 1-1 | 100% | Last FG: 2nd-00:06 |
| 2nd Half | 14-39 | 36% | 5-17 | 29% | 11-15 | 73% | Biggest Run: 7-0 |
| Game | 26-74 | 35.1% | 9-32 | 28.1% | 12-16 | 75.0% | Largest lead: By 0 at - |

| No. | Player | S | Pts | FG | 3FG | FT | OR | DR | TR | PF | A | TO | Bk | Stl | Min | ± |
|---------------|--------------------|---|------------|--------------|--------------|--------------|-----------|-----------|-----------|-----------|-----------|----------|----------|----------|------------|----|
| 00 | REBRACA, FILIP | F | 2 | 1-3 | 0-0 | 0-0 | 0 | 5 | 5 | 1 | 1 | 1 | 0 | 0 | 16 | 29 |
| 02 | TOUSSAINT, JOE | G | 9 | 3-3 | 1-1 | 2-2 | 0 | 0 | 0 | 2 | 4 | 0 | 0 | 4 | 16 | 29 |
| 03 | BOHANNON, JORDAN | G | 18 | 6-8 | 6-8 | 0-0 | 0 | 0 | 0 | 1 | 1 | 0 | 0 | 1 | 17 | 37 |
| 15 | MURRAY, KEEGAN | F | 24 | 8-10 | 3-4 | 5-5 | 2 | 5 | 7 | 3 | 1 | 0 | 5 | 0 | 17 | 38 |
| 22 | MCCAFFERY, PATRICK | F | 11 | 3-6 | 0-3 | 5-6 | 0 | 4 | 4 | 0 | 4 | 2 | 0 | 0 | 22 | 29 |
| 04 | ULIS, AHRON | G | 6 | 3-4 | 0-0 | 0-0 | 2 | 2 | 4 | 3 | 5 | 1 | 0 | 0 | 20 | 1 |
| 11 | PERKINS, TONY | G | 6 | 1-7 | 0-2 | 4-4 | 1 | 4 | 5 | 3 | 2 | 2 | 1 | 0 | 19 | 8 |
| 13 | ASH, AUSTIN | G | 3 | 0-3 | 0-3 | 3-4 | 0 | 0 | 0 | 2 | 2 | 1 | 0 | 0 | 13 | -8 |
| 20 | SANDFORT, PAYTON | G | 3 | 3-10 | 2-7 | 0-0 | 1 | 1 | 2 | 1 | 2 | 0 | 0 | 0 | 16 | 3 |
| 24 | MURRAY, KRIS | F | 16 | 7-9 | 2-4 | 0-1 | 2 | 5 | 7 | 2 | 1 | 1 | 2 | 1 | 17 | 0 |
| 25 | LAKETA, LUC | G | 0 | 0-0 | 0-0 | 0-0 | 0 | 0 | 0 | 0 | 0 | 0 | 0 | 0 | 2 | 1 |
| 30 | MCCAFFERY, CONNOR | G | 3 | 1-1 | 1-1 | 0-0 | 1 | 6 | 7 | 0 | 0 | 0 | 0 | 0 | 14 | 3 |
| 44 | MULVEY, RILEY | C | 0 | 0-1 | 0-0 | 0-0 | 0 | 1 | 1 | 2 | 1 | 0 | 0 | 0 | 10 | -5 |
| TEAM | | | | | | | 0 | 1 | 0 | 0 | | | | | | |
| TOTALS | | | 106 | 36-65 | 15-33 | 19-22 | 10 | 33 | 43 | 20 | 24 | 8 | 8 | 6 | 199 | |

| Shooting By Period | FG | FG% | 3FG | 3FG% | FT | FT% | Deadball Rebounds: 1.0 |
|--------------------|--------------|--------------|--------------|--------------|--------------|--------------|----------------------------------|
| 1st Half | 19-33 | 58% | 8-16 | 50% | 10-11 | 91% | Last FG: 2nd-01:30 |
| 2nd Half | 17-32 | 53% | 7-17 | 41% | 9-11 | 82% | Biggest Run: 14-0 |
| Game | 36-65 | 55.4% | 15-33 | 45.5% | 19-22 | 86.4% | Largest lead: By 39 at 2nd-16:04 |

| Game Notes: | Score | 1st | 2nd | TOT | Points | LWD | U-I |
|---|--------------------------------------|-----|-------------------------|-----|--------------|-------|-------|
| Officials: Paul Szecel, Tim Stewart, Kevin Raheer | LWD | 29 | 44 | 73 | In the Paint | 26 | 36 |
| Attendance: 929 | U-I | 56 | 50 | 106 | Off Turns | 14 | 17 |
| Start Time: 10:00 PM ET | LWD led for 0:00. U-I led for 39:35. | | Game was tied for 0:18. | | 2nd Chance | 18 | 17 |
| End Time: 12:01 AM ET | Times tied: 0 | | Lead Changes: 0 | | Fast Break | 2 | 22 |
| Game Duration: 1:55 | Per Poss | | 0.961 | | Bench | 35 | 42 |
| | | | 32/76 | | Per Poss | 1.493 | 45/71 |

Game 3 - Iowa 86, N.C. Central 69

Official Box Score
N.C. Central vs Iowa
 Game Totals - Final Statistics
 November 16, 2021 at Carver-Hawkeye Arena - Iowa City



| No. | Player | S | Pts | FG | 3FG | FT | OR | DR | TR | PF | A | TO | Bk | Stl | Min | ± |
|---------------|------------------|---|-----------|--------------|-------------|-------------|----------|-----------|-----------|-----------|-----------|----------|----------|----------|------------|-----|
| 00 | CALDWELL, ALEX | G | 3 | 1-3 | 1-2 | 0-0 | 0 | 1 | 1 | 4 | 0 | 2 | 0 | 0 | 9 | -10 |
| 02 | MONROE, KRIS | F | 10 | 4-9 | 1-2 | 1-2 | 3 | 1 | 4 | 3 | 0 | 4 | 1 | 0 | 35 | -11 |
| 11 | MULTSBY, MAROUE | G | 12 | 5-11 | 2-3 | 0-0 | 0 | 8 | 8 | 4 | 3 | 0 | 1 | 31 | -2 | |
| 23 | BUTLER, CAMERON | C | 4 | 2-2 | 0-0 | 0-1 | 0 | 1 | 1 | 5 | 0 | 1 | 0 | 0 | 14 | -12 |
| 04 | MILLER, RANDY | G | 5 | 1-14 | 1-4 | 0-0 | 0 | 3 | 3 | 3 | 1 | 2 | 1 | 1 | 32 | -19 |
| 01 | HARRIS, JADARIUS | G | 0 | 0-1 | 0-1 | 0-0 | 0 | 0 | 0 | 2 | 0 | 0 | 0 | 0 | 4 | 4 |
| 03 | PRICE, ASANTI | F | 2 | 1-3 | 0-1 | 0-0 | 1 | 0 | 1 | 2 | 0 | 0 | 0 | 0 | 10 | -15 |
| 04 | KING, DONTAVIUS | F | 4 | 2-3 | 0-0 | 0-0 | 0 | 2 | 2 | 5 | 1 | 0 | 1 | 1 | 17 | 4 |
| 05 | WRIGHT, JUSTIN | G | 2 | 0-0 | 0-0 | 2-2 | 0 | 0 | 0 | 0 | 0 | 0 | 0 | 0 | 2 | 1 |
| 21 | BOONE, ERIC | G | 9 | 2-9 | 0-2 | 5-6 | 1 | 4 | 5 | 0 | 5 | 1 | 0 | 1 | 32 | -10 |
| 24 | FENNEL, NICOLAS | G | 8 | 4-4 | 0-0 | 0-1 | 2 | 3 | 5 | 2 | 1 | 5 | 0 | 1 | 15 | -15 |
| TEAM | | | | | | | 1 | 0 | 1 | 0 | | | | | | |
| TOTALS | | | 69 | 28-59 | 5-15 | 8-12 | 8 | 23 | 31 | 30 | 11 | 5 | 3 | 5 | 200 | |

| Shooting By Period | FG | FG% | 3FG | 3FG% | FT | FT% | Deadball Rebounds: 1.0 |
|--------------------|--------------|--------------|-------------|--------------|-------------|--------------|---------------------------------|
| 1st Half | 18-31 | 58% | 3-7 | 43% | 5-7 | 71% | Last FG: 2nd-05:15 |
| 2nd Half | 10-28 | 36% | 2-8 | 25% | 3-5 | 60% | Biggest Run: 7-0 |
| Game | 28-59 | 47.5% | 5-15 | 33.3% | 8-12 | 66.7% | Largest lead: By 2 at 1st-19:39 |

| No. | Player | S | Pts | FG | 3FG | FT | OR | DR | TR | PF | A | TO | Bk | Stl | Min | ± |
|---------------|--------------------|---|-----------|--------------|-------------|--------------|-----------|-----------|-----------|-----------|-----------|----------|----------|----------|------------|----|
| 00 | REBRACA, FILIP | F | 8 | 2-2 | 0-0 | 4-7 | 4 | 2 | 6 | 4 | 0 | 1 | 0 | 0 | 24 | 12 |
| 02 | TOUSSAINT, JOE | G | 2 | 1-5 | 0-1 | 0-0 | 1 | 1 | 2 | 1 | 2 | 0 | 0 | 0 | 18 | -8 |
| 03 | BOHANNON, JORDAN | G | 7 | 1-10 | 1-9 | 4-4 | 0 | 2 | 2 | 0 | 1 | 0 | 0 | 0 | 25 | -1 |
| 15 | MURRAY, KEEGAN | F | 27 | 9-19 | 4-4 | 9-10 | 9 | 12 | 21 | 2 | 2 | 2 | 4 | 0 | 37 | 17 |
| 22 | MCCAFFERY, PATRICK | F | 15 | 4-11 | 1-4 | 6-6 | 1 | 0 | 1 | 0 | 1 | 2 | 0 | 0 | 23 | 5 |
| 04 | ULIS, AHRON | G | 12 | 2-5 | 1-1 | 7-8 | 0 | 3 | 3 | 1 | 4 | 2 | 0 | 1 | 22 | 25 |
| 11 | PERKINS, TONY | G | 13 | 4-7 | 2-3 | 3-4 | 1 | 1 | 2 | 1 | 1 | 0 | 0 | 3 | 20 | 27 |
| 13 | ASH, AUSTIN | G | 0 | 0-0 | 0-0 | 0-0 | 0 | 0 | 0 | 0 | 0 | 0 | 0 | 0 | 1 | -1 |
| 20 | SANDFORT, PAYTON | G | 0 | 0-1 | 0-1 | 0-0 | 0 | 1 | 1 | 0 | 0 | 0 | 0 | 0 | 9 | -3 |
| 23 | OGUNDELE, JOSH | C | 0 | 0-0 | 0-0 | 0-0 | 0 | 1 | 1 | 2 | 0 | 0 | 0 | 0 | 1 | 0 |
| 30 | MCCAFFERY, CONNOR | G | 2 | 0-1 | 0-1 | 2-2 | 0 | 1 | 1 | 3 | 3 | 1 | 0 | 1 | 21 | 12 |
| TEAM | | | | | | | 2 | 2 | 4 | 0 | | | | | | |
| TOTALS | | | 86 | 23-61 | 5-23 | 35-41 | 18 | 26 | 44 | 14 | 15 | 8 | 4 | 5 | 200 | |

| Shooting By Period | FG | FG% | 3FG | 3FG% | FT | FT% | Deadball Rebounds: 3.0 |
|--------------------|--------------|--------------|-------------|--------------|--------------|--------------|----------------------------------|
| 1st Half | 14-34 | 41% | 4-15 | 27% | 17-18 | 94% | Last FG: 2nd-02:36 |
| 2nd Half | 9-27 | 33% | 1-8 | 13% | 18-23 | 78% | Biggest Run: 15-0 |
| Game | 23-61 | 37.7% | 5-23 | 21.7% | 35-41 | 85.4% | Largest lead: By 19 at 2nd-01:44 |

| Game Notes: | Score | 1st | 2nd | TOT | Points | NCC | U-I |
|--|--------------------------------------|-----|-------------------------|-----|--------------|-------|-------|
| Officials: Bill Elk, Steve Munkins, Brian McNutt | NCC | 44 | 25 | 69 | In the Paint | 44 | 34 |
| Attendance: 9132 | U-I | 49 | 37 | 86 | Off Turns | 6 | 16 |
| Start Time: 09:05 PM ET | NCC led for 1:25. U-I led for 37:34. | | Game was tied for 0:01. | | 2nd Chance | 10 | 15 |
| End Time: 11:03 PM ET | Times tied: 7 | | Lead Changes: 11 | | Fast Break | 10 | 12 |
| Game Duration: 1:58 | Per Poss | | 1.000 | | Bench | 25 | 27 |
| | | | 32/69 | | Per Poss | 1.265 | 39/68 |

Game 2 - Iowa 89, Kansas City 57

Official Box Score
Kansas City vs Iowa
 Game Totals - Final Statistics
 November 12, 2021 at Carver-Hawkeye Arena - Iowa City



| No. | Player | S | Pts | FG | 3FG | FT | OR | DR | TR | PF | A | TO | Bk | Stl | Min | ± |
|-----|-------------------|---|-----|------|-----|-----|----|----|----|----|---|----|----|-----|-----|---|
| 01 | GILYARD, II, EVAN | G | 6 | 3-12 | 0-4 | 0-0 | 0 | 1 | 1 | 2 | | | | | | |

Game 5 - Iowa 109, Western Michigan 61

Official Box Score
Western Mich. vs Iowa
Game Totals -- Final Statistics
November 22, 2021 at Carver-Hawkeye Arena - Iowa City



Western Mich. 61

| No. | Player | S | Pts | FG | 3FG | FT | OR | DR | TR | PF | A | TO | Bk | Stl | Min | +/- |
|---------------|--------------------|---|-----------|--------------|-------------|------------|-----------|-----------|-----------|-----------|-----------|-----------|----------|----------|------------|-----|
| 00 | HASTINGS, MARKEESE | F | 0 | 0-5 | 0-1 | 0-0 | 2 | 4 | 6 | 2 | 2 | 1 | 0 | 0 | 15 | -15 |
| 02 | MARTIN, ADRIAN | G | 0 | 0-3 | 0-2 | 0-0 | 0 | 1 | 1 | 1 | 1 | 0 | 0 | 0 | 15 | -14 |
| 11 | NORMAN JR., LAMAR | G | 19 | 7-16 | 5-12 | 0-0 | 0 | 1 | 1 | 1 | 2 | 6 | 0 | 0 | 31 | -45 |
| 22 | WRIGHT, TITUS | C | 7 | 3-5 | 0-1 | 1-1 | 1 | 6 | 7 | 1 | 0 | 1 | 1 | 1 | 27 | -37 |
| 32 | SMITH, MACK | G | 12 | 4-5 | 0-0 | 4-4 | 1 | 5 | 6 | 2 | 5 | 4 | 1 | 0 | 24 | -22 |
| 01 | MC MILLAN, MILEEK | F | 3 | 1-3 | 1-2 | 0-0 | 0 | 1 | 1 | 4 | 0 | 1 | 0 | 1 | 14 | -11 |
| 12 | FREEMAN, JOSIAH | G | 4 | 2-5 | 0-3 | 0-0 | 0 | 1 | 1 | 0 | 0 | 2 | 0 | 1 | 20 | -32 |
| 14 | KIMBLE, CAMERON | G | 2 | 1-4 | 0-2 | 0-0 | 0 | 0 | 0 | 2 | 1 | 2 | 0 | 2 | 11 | -4 |
| 20 | LOBSINGER, OWEN | F | 2 | 1-4 | 0-1 | 0-0 | 2 | 3 | 5 | 3 | 1 | 2 | 0 | 0 | 16 | -25 |
| 21 | ETCHISON, GUS | G | 4 | 2-10 | 0-2 | 0-0 | 0 | 3 | 3 | 0 | 2 | 1 | 0 | 1 | 18 | -27 |
| 34 | KOLP, DANNY | F | 8 | 3-3 | 0-0 | 2-2 | 2 | 0 | 2 | 1 | 0 | 0 | 0 | 0 | 9 | -8 |
| | TEAM | | | | | | 5 | 0 | 5 | 0 | 4 | | | | | |
| TOTALS | | | 61 | 24-63 | 6-26 | 7-7 | 13 | 25 | 38 | 17 | 14 | 24 | 2 | 6 | 199 | |

| Shooting By Period | FG | FG% | 3FG | 3FG% | FT | FT% | Deadball Rebounds: 0.0 |
|--------------------|--------------|--------------|-------------|--------------|------------|---------------|---------------------------------|
| 1st Half | 8-27 | 30% | 2-14 | 14% | 2-2 | 100% | Last FG: 2nd-00:18 |
| 2nd Half | 16-36 | 44% | 4-12 | 33% | 5-5 | 100% | Biggest Run: 6-0 |
| Game | 24-63 | 38.1% | 6-26 | 23.1% | 7-7 | 100.0% | Largest lead: By 2 at 1st-19:16 |

Iowa 109

| No. | Player | S | Pts | FG | 3FG | FT | OR | DR | TR | PF | A | TO | Bk | Stl | Min | +/- |
|---------------|-------------------|---|------------|--------------|--------------|--------------|-----------|-----------|-----------|----------|-----------|----------|----------|-----------|------------|-----|
| 00 | REBRACA, FILIP | F | 6 | 2-5 | 0-1 | 2-2 | 2 | 3 | 5 | 1 | 0 | 1 | 0 | 1 | 18 | 19 |
| 02 | TOUSSAINT, JOE | G | 6 | 3-6 | 0-0 | 0-0 | 0 | 1 | 1 | 2 | 4 | 1 | 0 | 3 | 17 | 18 |
| 03 | BOHANNON, JORDAN | G | 5 | 2-7 | 1-5 | 0-0 | 0 | 0 | 0 | 1 | 3 | 1 | 0 | 3 | 19 | 20 |
| 15 | MURRAY, KEEGAN | F | 29 | 10-14 | 2-4 | 7-9 | 3 | 3 | 6 | 0 | 0 | 0 | 3 | 2 | 21 | 21 |
| 30 | MCCAFFERY, CONNOR | G | 0 | 0-3 | 0-3 | 0-0 | 0 | 2 | 2 | 1 | 2 | 0 | 0 | 0 | 22 | 32 |
| 04 | ULIS, AHRON | G | 2 | 1-4 | 0-0 | 0-0 | 0 | 2 | 2 | 0 | 8 | 2 | 0 | 1 | 19 | 23 |
| 11 | PERKINS, TONY | G | 15 | 5-6 | 1-1 | 4-4 | 0 | 0 | 0 | 2 | 1 | 0 | 0 | 2 | 17 | 31 |
| 13 | ASH, AUSTIN | G | 4 | 2-5 | 0-1 | 0-0 | 0 | 1 | 0 | 1 | 0 | 2 | 1 | 0 | 8 | 6 |
| 20 | SANDFORT, PAYTON | G | 19 | 6-10 | 5-7 | 2-2 | 1 | 2 | 3 | 0 | 0 | 0 | 0 | 1 | 16 | 28 |
| 24 | MURRAY, KRIS | F | 12 | 3-6 | 2-3 | 4-4 | 1 | 7 | 8 | 1 | 0 | 0 | 1 | 2 | 23 | 30 |
| 25 | LAKETA, LUC | G | 3 | 1-1 | 1-1 | 0-0 | 0 | 0 | 0 | 0 | 0 | 0 | 1 | 6 | 1 | 1 |
| 44 | MULVEY, RILEY | C | 8 | 3-5 | 0-0 | 2-2 | 2 | 2 | 4 | 1 | 0 | 1 | 0 | 0 | 13 | 11 |
| | TEAM | | | | | | 1 | 4 | 5 | 0 | 0 | | | | | |
| TOTALS | | | 109 | 38-72 | 12-26 | 21-23 | 11 | 26 | 37 | 9 | 20 | 7 | 6 | 15 | 199 | |

| Shooting By Period | FG | FG% | 3FG | 3FG% | FT | FT% | Deadball Rebounds: 0.0 |
|--------------------|--------------|--------------|--------------|--------------|--------------|--------------|----------------------------------|
| 1st Half | 16-31 | 52% | 7-12 | 58% | 10-11 | 91% | Last FG: 2nd-01:20 |
| 2nd Half | 22-41 | 54% | 5-14 | 36% | 11-12 | 92% | Biggest Run: 13-0 |
| Game | 38-72 | 52.8% | 12-26 | 46.2% | 21-23 | 91.3% | Largest lead: By 54 at 2nd-02:10 |

| Game Notes: | Score | 1st | 2nd | TOT | Points | WMI | IUJ |
|---|-------|-----|-----|-----|--------------|-------|-------|
| Officials: Rob Riley, Brooks Wells, Ed Phillips | WMI | 20 | 41 | 61 | In the Paint | 30 | 50 |
| Attendance: 10044 | U-I | 49 | 60 | 109 | Off Turns | 6 | 36 |
| Start Time: 08:33 PM ET | | | | | 2nd Chance | 10 | 14 |
| End Time: 10:17 PM ET | | | | | Fast Break | 12 | 31 |
| Game Duration: 1:44 | | | | | Bench | 23 | 63 |
| | | | | | Per Poss | 0.772 | 1.434 |
| | | | | | | 27/79 | 47/76 |

WMI led for 0:56. IUJ led for 37:17.
Game was tied for 1:31.
Times tied: 1 Lead Changes: 1

Game 6 - Iowa 85, Portland State 51

Official Box Score
Portland St. vs Iowa
Game Totals -- Final Statistics
November 26, 2021 at Carver-Hawkeye Arena - Iowa City



Portland St. 51

| No. | Player | S | Pts | FG | 3FG | FT | OR | DR | TR | PF | A | TO | Bk | Stl | Min | +/- |
|---------------|---------------------|---|-----------|--------------|-------------|------------|-----------|-----------|-----------|-----------|-----------|-----------|----------|----------|------------|-----|
| 01 | JEAN-MARIE, JAMES | F | 7 | 3-10 | 0-0 | 1-2 | 11 | 4 | 15 | 3 | 1 | 5 | 1 | 0 | 33 | -27 |
| 05 | CARTER III, MICHAEL | G | 8 | 3-7 | 2-5 | 0-0 | 1 | 1 | 2 | 1 | 4 | 3 | 1 | 1 | 30 | -20 |
| 22 | RUFFIN, MARLON | G | 18 | 7-14 | 1-6 | 3-4 | 0 | 4 | 4 | 2 | 1 | 2 | 0 | 2 | 31 | -25 |
| 23 | THOMAS, KHALID | F | 11 | 5-13 | 0-5 | 1-1 | 1 | 8 | 9 | 3 | 1 | 2 | 0 | 1 | 27 | -16 |
| 55 | STARKS, MIKAL | G | 0 | 0-5 | 0-3 | 0-0 | 0 | 1 | 1 | 2 | 0 | 4 | 0 | 2 | 22 | -21 |
| 02 | BURKE, IAN | G | 2 | 1-2 | 0-0 | 0-0 | 1 | 0 | 1 | 0 | 0 | 0 | 0 | 0 | 11 | -12 |
| 03 | BURKE, EZEKIEL | G | 3 | 1-5 | 0-3 | 0-0 | 0 | 3 | 3 | 0 | 2 | 5 | 0 | 0 | 17 | -12 |
| 04 | DAWSON, PARIS | G | 2 | 0-3 | 0-2 | 2-2 | 0 | 1 | 1 | 1 | 0 | 0 | 0 | 0 | 9 | -10 |
| 10 | CURTISS, HAYDEN | F | 0 | 0-0 | 0-0 | 0-0 | 0 | 1 | 1 | 0 | 0 | 0 | 0 | 0 | 3 | -7 |
| 12 | WOOD, TREVY | F | 0 | 0-3 | 0-2 | 0-0 | 1 | 0 | 1 | 0 | 0 | 1 | 0 | 0 | 2 | -5 |
| 15 | NELSON, GIO | G | 0 | 0-1 | 0-1 | 0-0 | 0 | 0 | 0 | 2 | 0 | 0 | 0 | 0 | 2 | -5 |
| 32 | EYMAN, JACOB | C | 0 | 0-1 | 0-0 | 0-0 | 0 | 0 | 0 | 3 | 0 | 1 | 0 | 2 | 14 | -10 |
| | TEAM | | | | | | 1 | 0 | 1 | 0 | 0 | | | | | |
| TOTALS | | | 51 | 20-65 | 4-27 | 7-9 | 16 | 23 | 39 | 17 | 10 | 23 | 2 | 8 | 199 | |

| Shooting By Period | FG | FG% | 3FG | 3FG% | FT | FT% | Deadball Rebounds: 1.0 |
|--------------------|--------------|--------------|-------------|--------------|------------|--------------|---------------------------------|
| 1st Half | 8-28 | 29% | 2-13 | 15% | 2-2 | 100% | Last FG: 2nd-02:22 |
| 2nd Half | 12-37 | 32% | 2-14 | 14% | 5-7 | 71% | Biggest Run: 7-0 |
| Game | 20-65 | 30.8% | 4-27 | 14.8% | 7-9 | 77.8% | Largest lead: By 0 at 2nd-00:34 |

Iowa 85

| No. | Player | S | Pts | FG | 3FG | FT | OR | DR | TR | PF | A | TO | Bk | Stl | Min | +/- |
|---------------|--------------------|---|-----------|--------------|-------------|--------------|-----------|-----------|-----------|-----------|-----------|-----------|----------|-----------|------------|-----|
| 00 | REBRACA, FILIP | F | 5 | 2-5 | 0-0 | 1-2 | 2 | 7 | 9 | 1 | 0 | 3 | 2 | 1 | 17 | 11 |
| 02 | TOUSSAINT, JOE | G | 2 | 1-4 | 0-0 | 0-0 | 0 | 0 | 0 | 2 | 3 | 0 | 3 | 1 | 13 | 8 |
| 03 | BOHANNON, JORDAN | G | 5 | 1-4 | 0-3 | 3-3 | 0 | 0 | 0 | 0 | 1 | 0 | 0 | 1 | 25 | 18 |
| 15 | MURRAY, KEEGAN | F | 23 | 10-16 | 1-5 | 2-2 | 3 | 6 | 9 | 1 | 0 | 0 | 1 | 2 | 27 | 17 |
| 22 | MCCAFFERY, PATRICK | F | 14 | 5-10 | 1-3 | 3-3 | 0 | 2 | 2 | 0 | 1 | 1 | 0 | 1 | 20 | 16 |
| 04 | ULIS, AHRON | G | 0 | 0-1 | 0-0 | 0-0 | 0 | 2 | 2 | 1 | 0 | 2 | 0 | 0 | 12 | 15 |
| 11 | PERKINS, TONY | G | 10 | 4-6 | 0-0 | 2-2 | 1 | 1 | 2 | 2 | 0 | 2 | 0 | 0 | 13 | 12 |
| 13 | ASH, AUSTIN | G | 8 | 3-3 | 2-2 | 0-0 | 1 | 1 | 2 | 0 | 0 | 0 | 0 | 0 | 5 | 6 |
| 20 | SANDFORT, PAYTON | G | 4 | 1-5 | 0-4 | 2-2 | 1 | 1 | 2 | 1 | 2 | 1 | 2 | 0 | 20 | 18 |
| 23 | OGUNDELE, JOSH | C | 1 | 0-1 | 0-0 | 1-3 | 1 | 1 | 2 | 0 | 0 | 0 | 1 | 2 | 4 | 4 |
| 24 | MURRAY, KRIS | F | 13 | 5-9 | 2-2 | 1-2 | 3 | 6 | 9 | 1 | 2 | 1 | 0 | 1 | 20 | 18 |
| 25 | LAKETA, LUC | G | 0 | 0-1 | 0-0 | 0-0 | 1 | 0 | 1 | 0 | 0 | 0 | 0 | 0 | 2 | 5 |
| 30 | MCCAFFERY, CONNOR | G | 0 | 0-1 | 0-0 | 0-0 | 0 | 3 | 3 | 2 | 7 | 0 | 0 | 2 | 19 | 17 |
| 44 | MULVEY, RILEY | C | 0 | 0-0 | 0-0 | 0-0 | 0 | 0 | 0 | 0 | 0 | 0 | 0 | 0 | 2 | 5 |
| | TEAM | | | | | | 0 | 3 | 3 | 0 | 0 | | | | | |
| TOTALS | | | 85 | 32-66 | 6-19 | 15-19 | 13 | 30 | 43 | 12 | 15 | 13 | 4 | 11 | 199 | |

| Shooting By Period | FG | FG% | 3FG | 3FG% | FT | FT% | Deadball Rebounds: 2.0 |
|--------------------|--------------|--------------|-------------|--------------|--------------|--------------|----------------------------------|
| 1st Half | 12-33 | 36% | 2-9 | 22% | 5-6 | 83% | Last FG: 2nd-01:26 |
| 2nd Half | 20-33 | 61% | 4-10 | 40% | 10-13 | 77% | Biggest Run: 10-0 |
| Game | 32-66 | 48.5% | 6-19 | 31.6% | 15-19 | 78.9% | Largest lead: By 34 at 2nd-00:34 |

| Game Notes: | Score | 1st | 2nd | TOT | Points | PSU | IUJ |
|--|-------|-----|-----|-----|--------------|-------|-------|
| Officials: Donnie Eppley, John Floyd, King Whetstone | PSU | 20 | 31 | 51 | In the Paint | 22 | 46 |
| Attendance: 11756 | U-I | 31 | 54 | 85 | Off Turns | 17 | 23 |
| Start Time: 07:01 PM ET | | | | | 2nd Chance | 9 | 17 |
| End Time: 08:46 PM ET | | | | | Fast Break | 6 | 20 |
| Game Duration: 1:45 | | | | | Bench | 7 | 36 |
| | | | | | Per Poss | 0.689 | 1.197 |
| | | | | | | 23/74 | 39/71 |

PSU led for 0:06. IUJ led for 39:02.
Game was tied for 0:41.
Times tied: 0 Lead Changes: 0

Game 7 - Iowa 75, Virginia 74

Official Box Score
Iowa vs Virginia
Game Totals -- Final Statistics
November 29, 2021 at John Paul Jones Arena - Charlottesville



Iowa 75

| No. | Player | S | Pts | FG | 3FG | FT | OR | DR | TR | PF | A | TO | Bk | Stl | Min | +/- |
|-----|--------------------|---|-----|------|-----|-----|----|----|----|----|---|----|----|-----|-----|-----|
| 00 | REBRACA, FILIP | F | 8 | 4-4 | 0-0 | 0-3 | 2 | 1 | 3 | 2 | 0 | 0 | 0 | 0 | 28 | 7 |
| 02 | TOUSSAINT, JOE | G | 10 | 4-7 | 0-1 | 2-2 | 0 | 3 | 3 | 2 | 0 | 0 | 0 | 0 | 26 | -4 |
| 03 | BOHANNON, JORDAN | G | 20 | 7-12 | 6-9 | 0-0 | 0 | 1 | 1 | 3 | 2 | 0 | 0 | 0 | 31 | -1 |
| 15 | MURRAY, KEEGAN | F | 18 | 7-13 | 1-4 | 3-5 | 2 | 7 | 9 | 1 | 3 | 2 | 1 | 0 | 36 | -7 |
| 22 | MCCAFFERY, PATRICK | F | 7 | 3-6 | 1-1 | 0-0 | 1 | 2 | 3 | 0 | 3 | 0 | 1 | 1 | 24 | -1 |
| 04 | ULIS, AHRON | G | 2 | 1-2 | 0-0 | 0-0 | 0 | 2 | 2 | 0 | 2 | 0 | 0 | 0 | 13 | 7 |
| 11 | PERKINS, TONY | G | | | | | | | | | | | | | | |

Game 9 - Illinois 87, Iowa 83

Official Box Score
Illinois vs Iowa
 Game Totals -- Final Statistics
 December 06, 2021 at Carver-Hawkeye Arena - Iowa City, IA



| No. | Player | S | Pts | FG | 3FG | FT | OR | DR | TR | PF | A | TO | Bk | Stl | Min | +/- |
|---------------|---------------------------|---|-----------|--------------|--------------|--------------|-----------|-----------|-----------|-----------|-----------|-----------|----------|----------|------------|-----|
| 01 | FRAZIER, TRENT | G | 18 | 5-9 | 3-5 | 5-6 | 2 | 6 | 8 | 0 | 2 | 5 | 0 | 0 | 37 | 11 |
| 11 | PLUMMER, ALFONSO | G | 21 | 6-11 | 4-8 | 5-5 | 0 | 2 | 2 | 4 | 1 | 2 | 0 | 0 | 33 | 9 |
| 20 | WILLIAMS, DAMONTE | G | 3 | 1-2 | 0-0 | 1-1 | 2 | 2 | 4 | 3 | 6 | 2 | 0 | 1 | 30 | -7 |
| 21 | COCKBURN, KOFI | G | 17 | 6-12 | 0-0 | 5-6 | 5 | 13 | 18 | 3 | 0 | 1 | 0 | 0 | 30 | -6 |
| 33 | HAWKINS, COLEMAN | F | 7 | 2-8 | 0-2 | 3-4 | 2 | 5 | 7 | 5 | 3 | 0 | 1 | 0 | 24 | 0 |
| 03 | GRANDISON, JACOB | F | 21 | 6-14 | 4-9 | 5-6 | 2 | 1 | 3 | 1 | 2 | 0 | 0 | 0 | 30 | 7 |
| 04 | PAYNE, OMAR | F | 0 | 0-0 | 0-0 | 0-0 | 0 | 0 | 0 | 2 | 0 | 1 | 0 | 0 | 1 | 0 |
| 10 | GOODE, LUKE | G | 0 | 0-1 | 0-1 | 0-0 | 0 | 2 | 2 | 0 | 0 | 0 | 0 | 0 | 6 | -5 |
| 13 | BOSMANS-VERDONK, BENJAMIN | F | 0 | 0-2 | 0-0 | 0-0 | 3 | 0 | 3 | 1 | 0 | 0 | 0 | 0 | 9 | 3 |
| TEAM | | | | | | | 3 | 2 | 5 | 0 | 4 | | | | | |
| TOTALS | | | 87 | 26-59 | 11-25 | 24-28 | 19 | 33 | 52 | 19 | 16 | 18 | 0 | 4 | 200 | |

| Shooting By Period | FG | FG% | 3FG | 3FG% | FT | FT% | Deadball Rebounds: 4.0 |
|--------------------|--------------|--------------|--------------|--------------|--------------|--------------|----------------------------------|
| 1st Half | 14-33 | 42% | 8-18 | 44% | 3-4 | 75% | Last FG: 2nd-01:20 |
| 2nd Half | 12-26 | 46% | 3-7 | 43% | 21-24 | 88% | Biggest Run: 10-0 |
| Game | 26-59 | 44.1% | 11-25 | 44.0% | 24-28 | 85.7% | Largest lead: By 15 at 2nd-08:57 |

| No. | Player | S | Pts | FG | 3FG | FT | OR | DR | TR | PF | A | TO | Bk | Stl | Min | +/- |
|---------------|--------------------|---|-----------|--------------|-------------|--------------|----------|-----------|-----------|-----------|-----------|----------|----------|----------|------------|-----|
| 00 | REBRACA, FILIP | F | 3 | 1-4 | 0-1 | 1-2 | 2 | 6 | 8 | 4 | 2 | 1 | 0 | 0 | 21 | -1 |
| 02 | TOUSSAINT, JOE | G | 2 | 1-7 | 0-2 | 0-0 | 2 | 0 | 2 | 1 | 3 | 1 | 0 | 1 | 16 | -11 |
| 03 | BOHANNON, JORDAN | G | 4 | 2-5 | 0-1 | 0-0 | 0 | 0 | 0 | 2 | 1 | 1 | 0 | 0 | 17 | -15 |
| 15 | MURRAY, KEEGAN | F | 19 | 7-15 | 1-4 | 4-7 | 1 | 1 | 2 | 1 | 0 | 1 | 2 | 3 | 30 | -11 |
| 22 | MCCAFFERY, PATRICK | F | 12 | 5-11 | 2-2 | 0-1 | 1 | 1 | 2 | 1 | 0 | 0 | 0 | 0 | 24 | -10 |
| 04 | ULIS, AHRON | G | 11 | 3-6 | 1-2 | 4-4 | 0 | 0 | 0 | 4 | 7 | 0 | 0 | 3 | 24 | 9 |
| 11 | PERKINS, TONY | G | 16 | 6-8 | 2-3 | 2-3 | 0 | 0 | 0 | 3 | 0 | 0 | 0 | 1 | 24 | 11 |
| 20 | SANDFORT, PAYTON | G | 5 | 2-3 | 1-2 | 0-0 | 1 | 0 | 1 | 0 | 0 | 0 | 1 | 0 | 10 | 7 |
| 23 | OGUNDELE, JOSH | C | 0 | 0-0 | 0-0 | 0-0 | 0 | 0 | 0 | 0 | 0 | 0 | 0 | 2 | -8 | |
| 24 | MURRAY, KRIS | F | 8 | 3-8 | 0-3 | 2-2 | 2 | 3 | 5 | 2 | 2 | 0 | 0 | 0 | 17 | 5 |
| 30 | MCCAFFERY, CONNOR | G | 3 | 1-2 | 1-2 | 0-0 | 0 | 0 | 0 | 3 | 1 | 0 | 0 | 1 | 15 | 4 |
| TEAM | | | | | | | 0 | 3 | 3 | 0 | 0 | | | | | |
| TOTALS | | | 83 | 31-69 | 8-22 | 13-19 | 9 | 14 | 23 | 21 | 16 | 4 | 5 | 9 | 200 | |

| Shooting By Period | FG | FG% | 3FG | 3FG% | FT | FT% | Deadball Rebounds: 2.0 |
|--------------------|--------------|--------------|-------------|--------------|--------------|--------------|---------------------------------|
| 1st Half | 15-32 | 47% | 4-12 | 33% | 2-3 | 67% | Last FG: 2nd-00:01 |
| 2nd Half | 16-37 | 43% | 4-10 | 40% | 11-16 | 69% | Biggest Run: 14-0 |
| Game | 31-69 | 44.9% | 8-22 | 36.4% | 13-19 | 68.4% | Largest lead: By 9 at 1st-05:58 |

| Game Notes: | Score | 1st | 2nd | TOT | Points | ILL | IU |
|--|-------|-----|-----|-----|--------------|-------|-------|
| Officials: B.J. Carstensen, Lewis Garrison, Eric Curry | ILL | 39 | 48 | 87 | In the Paint | 26 | 42 |
| Start Time: 07:01 PM ET | ILL | 36 | 47 | 83 | Off Turns | 8 | 26 |
| Conference Game: | | | | | 2nd Chance | 24 | 11 |
| | | | | | Fast Break | 2 | 17 |
| | | | | | Bench | 21 | 43 |
| | | | | | Per Poss | 1.243 | 1.203 |
| | | | | | | 37/70 | 38/69 |

Game 11 - Iowa 94, Utah State 75

Official Box Score
Utah State vs Iowa
 Game Totals -- Final Statistics
 December 19, 2021 at Sanford Pentagon



| No. | Player | S | Pts | FG | 3FG | FT | OR | DR | TR | PF | A | TO | Bk | Stl | Min | +/- |
|---------------|--------------------|---|-----------|--------------|-------------|--------------|----------|-----------|-----------|-----------|-----------|-----------|----------|----------|------------|-----|
| 04 | HORWATH, BRANDON | F | 18 | 6-11 | 3-5 | 3-8 | 0 | 6 | 6 | 1 | 2 | 3 | 0 | 0 | 30 | -16 |
| 05 | EYTLER-ROCK, RJ | G | 4 | 0-4 | 0-3 | 4-4 | 0 | 1 | 1 | 2 | 2 | 0 | 0 | 0 | 25 | -20 |
| 15 | JONES, RYLAN | G | 5 | 2-6 | 0-0 | 1-2 | 0 | 1 | 1 | 4 | 5 | 2 | 0 | 1 | 23 | -9 |
| 22 | MILLER, BROCK | G | 8 | 3-5 | 1-3 | 1-2 | 0 | 3 | 3 | 2 | 1 | 3 | 0 | 0 | 29 | -21 |
| 34 | BEAN, JUSTIN | F | 17 | 7-9 | 1-2 | 2-2 | 0 | 2 | 2 | 4 | 4 | 2 | 0 | 2 | 29 | -18 |
| 03 | ASHWORTH, STEVEN | G | 6 | 2-7 | 2-6 | 0-0 | 0 | 1 | 1 | 3 | 4 | 2 | 0 | 0 | 26 | -15 |
| 11 | SHULGA, MAX | G | 7 | 1-2 | 1-2 | 4-4 | 0 | 2 | 2 | 1 | 0 | 0 | 0 | 1 | 13 | 5 |
| 12 | ZAPALA, SZYMON | C | 2 | 1-1 | 0-0 | 0-2 | 1 | 2 | 3 | 0 | 0 | 0 | 1 | 0 | 2 | 4 |
| 21 | THELLESEN, NORBERT | F | 0 | 0-1 | 0-1 | 0-0 | 0 | 0 | 0 | 0 | 0 | 0 | 0 | 0 | 5 | 7 |
| 24 | HAMODA, ZEE | F | 4 | 2-3 | 0-1 | 0-0 | 0 | 2 | 3 | 0 | 0 | 0 | 0 | 0 | 8 | 1 |
| 32 | DORIUS, TREVIN | C | 4 | 1-2 | 0-0 | 2-2 | 1 | 3 | 4 | 2 | 0 | 0 | 0 | 0 | 10 | -13 |
| TEAM | | | | | | | 0 | 0 | 0 | 0 | 0 | | | | | |
| TOTALS | | | 75 | 25-51 | 8-23 | 17-24 | 2 | 21 | 23 | 19 | 18 | 14 | 1 | 4 | 200 | |

| Shooting By Period | FG | FG% | 3FG | 3FG% | FT | FT% | Deadball Rebounds: 4.0 |
|--------------------|--------------|--------------|-------------|--------------|--------------|--------------|---------------------------------------|
| 1st Half | 16-30 | 53% | 6-13 | 46% | 5-6 | 83% | Last FG: 2nd-01:24 |
| 2nd Half | 9-21 | 43% | 2-10 | 20% | 12-18 | 67% | Largest lead: By 4 at |
| Game | 25-51 | 49.0% | 8-23 | 34.8% | 17-24 | 70.8% | Technical Fouls: #0 TEAM @ 2nd -10:22 |

| No. | Player | S | Pts | FG | 3FG | FT | OR | DR | TR | PF | A | TO | Bk | Stl | Min | +/- |
|---------------|--------------------|---|-----------|--------------|-------------|--------------|-----------|-----------|-----------|-----------|----------|----------|-----------|------------|-----|-----|
| 00 | REBRACA, FILIP | F | 7 | 3-5 | 0-0 | 1-2 | 1 | 3 | 4 | 3 | 0 | 1 | 1 | 0 | 21 | -2 |
| 02 | TOUSSAINT, JOE | G | 4 | 2-2 | 0-0 | 0-0 | 1 | 0 | 1 | 2 | 2 | 3 | 0 | 0 | 19 | 1 |
| 03 | BOHANNON, JORDAN | G | 11 | 4-7 | 2-5 | 1-1 | 0 | 1 | 1 | 3 | 2 | 1 | 0 | 1 | 22 | 18 |
| 15 | MURRAY, KEEGAN | F | 35 | 13-17 | 2-5 | 7-8 | 3 | 4 | 7 | 1 | 1 | 1 | 1 | 2 | 29 | 22 |
| 22 | MCCAFFERY, PATRICK | F | 12 | 5-9 | 1-3 | 1-2 | 0 | 6 | 6 | 1 | 3 | 1 | 0 | 2 | 22 | 20 |
| 04 | ULIS, AHRON | G | 4 | 1-4 | 0-1 | 2-2 | 1 | 3 | 4 | 0 | 4 | 2 | 0 | 2 | 19 | 22 |
| 11 | PERKINS, TONY | G | 2 | 0-5 | 0-4 | 2-2 | 0 | 3 | 3 | 2 | 4 | 0 | 1 | 2 | 18 | 1 |
| 13 | ASH, AUSTIN | G | 0 | 0-2 | 0-2 | 0-0 | 0 | 0 | 0 | 0 | 0 | 0 | 0 | 0 | 3 | -4 |
| 20 | SANDFORT, PAYTON | G | 0 | 0-3 | 0-1 | 0-0 | 1 | 2 | 3 | 4 | 1 | 0 | 0 | 0 | 8 | -9 |
| 23 | OGUNDELE, JOSH | C | 2 | 1-1 | 0-0 | 0-0 | 0 | 0 | 0 | 0 | 0 | 0 | 0 | 0 | 2 | -4 |
| 24 | MURRAY, KRIS | F | 17 | 6-8 | 3-4 | 2-4 | 2 | 2 | 4 | 3 | 2 | 0 | 1 | 2 | 19 | 20 |
| 30 | MCCAFFERY, CONNOR | G | 0 | 0-1 | 0-1 | 0-0 | 0 | 1 | 1 | 1 | 2 | 0 | 0 | 0 | 16 | 14 |
| 44 | MULVEY, RILEY | C | 0 | 0-0 | 0-0 | 0-0 | 0 | 0 | 0 | 0 | 0 | 0 | 0 | 0 | 2 | -4 |
| TEAM | | | | | | | 1 | 0 | 1 | 0 | | | | | | |
| TOTALS | | | 94 | 35-64 | 8-26 | 16-21 | 10 | 25 | 35 | 21 | 9 | 4 | 11 | 200 | | |

| Shooting By Period | FG | FG% | 3FG | 3FG% | FT | FT% | Deadball Rebounds: 2.0 |
|--------------------|--------------|--------------|-------------|--------------|--------------|--------------|---------------------------------------|
| 1st Half | 20-29 | 69% | 3-8 | 38% | 8-10 | 80% | Last FG: 2nd-00:57 |
| 2nd Half | 15-35 | 43% | 5-18 | 28% | 8-11 | 73% | Largest lead: By 29 at |
| Game | 35-64 | 54.7% | 8-26 | 30.8% | 16-21 | 76.2% | Technical Fouls: #0 TEAM @ 1st -17:32 |

| Game Notes: | Score | 1st | 2nd | TOT | Points | USU | UI |
|---|-------|-----|-----|-----|--------------|-------|-------|
| Officials: Kelly Pfeifer, Rob Kueneman, Larry Scortitto | USU | 43 | 32 | 75 | In the Paint | 28 | 48 |
| Start Time: 02:30 AM | UI | 51 | 43 | 94 | Off Turns | 3 | 18 |
| Neutral Court: | | | | | 2nd Chance | 6 | 0 |
| | | | | | Fast Break | 2 | 20 |
| | | | | | Bench | 23 | 25 |
| | | | | | Per Poss | 1.027 | 1.324 |
| | | | | | | 34/73 | 43/71 |

Game 10 - #17 Iowa State 73, Iowa 53

Official Box Score
Iowa vs #17 Iowa State
 Game Totals -- Final Statistics
 December 09, 2021 at James H. Hilton Coliseum - Ames, Iowa

| No. | Player | S | Pts | FG | 3FG | FT | OR | DR | TR | PF | A | TO | Bk | Stl | Min | +/- |
|-----|--------------------|---|-----|------|-----|-----|----|----|----|----|---|----|----|-----|-----|-----|
| 00 | REBRACA, FILIP | F | 7 | 2-3 | 0-0 | 3-4 | 1 | 3 | 4 | 3 | 1 | 2 | 0 | 0 | 21 | -13 |
| 02 | TOUSSAINT, JOE | G | 0 | 0-1 | 0-0 | 0-0 | 0 | 1 | 1 | 1 | 0 | 1 | 0 | 0 | 12 | -8 |
| 03 | BOHANNON, JORDAN | G | 17 | 4-12 | 3-8 | 6-6 | 1 | 1 | 2 | 2 | 0 | 2 | 0 | 0 | 31 | -10 |
| 15 | MURRAY, KEEGAN | F | 9 | 4-17 | 1-6 | 0-0 | 6 | 1 | 7 | 3 | 1 | 1 | 2 | 3 | 37 | -15 |
| 22 | MCCAFFERY, PATRICK | F | 7 | 2-9 | 1-5 | 2-2 | 0 | 4 | 4 | 1 | 1 | 1 | 0 | 1 | 26 | -7 |
| 04 | ULIS, AHRON | G | 0 | 0-2 | 0-0 | 0-0 | 0 | 2 | 2 | 1 | 4 | 2 | 0 | 1 | 15 | 0 |
| 11 | PERK | | | | | | | | | | | | | | | |

Game 13 - Iowa 92, Western Illinois 71

Official Box Score
Western Ill. vs Iowa
Game Totals -- Final Statistics
December 29, 2021 at Carver-Hawkeye Arena - Iowa City



| No. | Player | S | Pts | FG | 3FG | FT | OR | DR | TR | PF | A | TO | Bk | Stl | Min | +/- |
|---------------|------------------|---|-----------|--------------|-------------|------------|-----------|-----------|-----------|-----------|----------|----------|----------|----------|------------|-----|
| 02 | PEARSON, TAMELL | F | 4 | 2-4 | 0-0 | 0-0 | 2 | 2 | 4 | 2 | 1 | 3 | 0 | 1 | 33 | -22 |
| 05 | MASSNER, TRENTON | G | 20 | 9-17 | 0-4 | 2-2 | 0 | 2 | 2 | 1 | 2 | 1 | 0 | 2 | 38 | -20 |
| 15 | SANDAGE, COLTON | G | 15 | 6-14 | 3-11 | 0-0 | 0 | 4 | 4 | 2 | 0 | 0 | 0 | 0 | 28 | -15 |
| 25 | CARIUS, WILL | F | 12 | 4-16 | 2-9 | 2-2 | 5 | 4 | 9 | 3 | 0 | 0 | 0 | 0 | 34 | -18 |
| 44 | BARISIC, LUKA | F | 12 | 5-13 | 0-6 | 2-2 | 2 | 1 | 3 | 2 | 0 | 0 | 0 | 1 | 21 | -7 |
| 03 | BURRELL, CAMERON | F | 0 | 0-1 | 0-0 | 0-0 | 0 | 0 | 0 | 0 | 0 | 0 | 0 | 0 | 4 | -7 |
| 11 | FLORES, JADRIAN | G | 2 | 1-2 | 0-0 | 0-0 | 1 | 0 | 1 | 3 | 0 | 1 | 0 | 1 | 9 | -4 |
| 12 | ANHOLD, ADAM | F | 0 | 0-0 | 0-0 | 0-0 | 0 | 0 | 0 | 0 | 0 | 0 | 0 | 0 | 2 | 0 |
| 13 | LAMAR, BRADEN | G | 0 | 0-0 | 0-0 | 0-0 | 0 | 0 | 0 | 1 | 0 | 0 | 0 | 0 | 3 | -2 |
| 21 | JETER IV, ROBERT | G | 0 | 0-0 | 0-0 | 0-0 | 0 | 0 | 0 | 0 | 0 | 1 | 0 | 0 | 2 | -2 |
| 22 | LEE, KJ | G | 0 | 0-1 | 0-0 | 0-0 | 0 | 0 | 0 | 0 | 0 | 0 | 0 | 0 | 3 | -2 |
| 24 | DIXON, GEORGE | F | 6 | 3-4 | 0-0 | 0-0 | 1 | 6 | 7 | 2 | 1 | 2 | 0 | 1 | 22 | -6 |
| | TEAM | | | | | | 1 | 0 | 1 | 0 | 0 | 1 | | | | |
| TOTALS | | | 71 | 30-72 | 5-30 | 6-6 | 12 | 19 | 31 | 16 | 4 | 9 | 0 | 6 | 200 | |

| Shooting By Period | FG | FG% | 3FG | 3FG% | FT | FT% | Deadball Rebounds: 0.0 |
|--------------------|--------------|--------------|-------------|--------------|------------|---------------|---------------------------------|
| 1st Half | 14-37 | 38% | 3-19 | 16% | 2-2 | 100% | Last FG: 2nd-03:21 |
| 2nd Half | 16-35 | 46% | 2-11 | 18% | 4-4 | 100% | Biggest Run: 6-0 |
| Game | 30-72 | 41.7% | 5-30 | 16.7% | 6-6 | 100.0% | Largest lead: By 9 at 1st-19:21 |

| No. | Player | S | Pts | FG | 3FG | FT | OR | DR | TR | PF | A | TO | Bk | Stl | Min | +/- |
|---------------|--------------------|---|-----------|--------------|-------------|--------------|-----------|-----------|-----------|-----------|-----------|-----------|----------|----------|------------|-----|
| 00 | REBRACA, FILIP | F | 5 | 2-3 | 0-0 | 1-2 | 0 | 4 | 4 | 0 | 0 | 1 | 0 | 0 | 17 | 13 |
| 02 | TOUSSAINT, JOE | G | 2 | 0-1 | 0-0 | 2-2 | 1 | 4 | 5 | 1 | 1 | 0 | 0 | 0 | 13 | 4 |
| 03 | BOHANNON, JORDAN | G | 13 | 3-9 | 1-6 | 6-6 | 0 | 1 | 1 | 2 | 3 | 1 | 0 | 0 | 24 | 22 |
| 15 | MURRAY, KEEGAN | F | 29 | 13-20 | 1-4 | 2-3 | 2 | 8 | 10 | 1 | 3 | 1 | 3 | 3 | 35 | 27 |
| 22 | MCCAFFERY, PATRICK | F | 11 | 4-8 | 1-2 | 2-2 | 0 | 3 | 3 | 0 | 1 | 2 | 2 | 0 | 24 | 11 |
| 04 | ULIS, AHRON | G | 7 | 1-3 | 0-0 | 5-5 | 0 | 3 | 3 | 3 | 5 | 2 | 0 | 1 | 19 | 4 |
| 11 | PERKINS, TONY | G | 4 | 2-4 | 0-0 | 0-0 | 0 | 3 | 3 | 1 | 2 | 1 | 0 | 0 | 21 | 10 |
| 13 | ASH, AUSTIN | G | 2 | 1-1 | 0-0 | 0-0 | 0 | 0 | 0 | 0 | 0 | 0 | 0 | 0 | 3 | 2 |
| 20 | SANDFORT, PAYTON | G | 13 | 5-7 | 3-3 | 0-0 | 4 | 1 | 5 | 1 | 0 | 0 | 0 | 1 | 17 | 11 |
| 24 | MURRAY, KRIS | F | 6 | 3-7 | 0-0 | 0-0 | 3 | 1 | 4 | 3 | 0 | 2 | 2 | 0 | 13 | -6 |
| 25 | LAKETA, LUC | G | 0 | 0-0 | 0-0 | 0-0 | 0 | 0 | 0 | 0 | 0 | 0 | 0 | 0 | 2 | 0 |
| 30 | MCCAFFERY, CONNOR | G | 0 | 0-0 | 0-0 | 0-0 | 0 | 1 | 1 | 0 | 0 | 0 | 0 | 0 | 10 | 5 |
| 44 | MULVEY, RILEY | C | 0 | 0-0 | 0-0 | 0-0 | 0 | 0 | 0 | 0 | 0 | 0 | 1 | 0 | 2 | 2 |
| | TEAM | | | | | | 1 | 1 | 2 | 0 | 1 | | | | | |
| TOTALS | | | 92 | 34-63 | 6-15 | 18-20 | 11 | 30 | 41 | 12 | 15 | 12 | 8 | 5 | 200 | |

| Shooting By Period | FG | FG% | 3FG | 3FG% | FT | FT% | Deadball Rebounds: 1.0 |
|--------------------|--------------|--------------|-------------|--------------|--------------|--------------|----------------------------------|
| 1st Half | 21-36 | 58% | 5-10 | 50% | 6-7 | 86% | Last FG: 2nd-01:49 |
| 2nd Half | 13-27 | 48% | 1-5 | 20% | 12-13 | 92% | Biggest Run: 8-0 |
| Game | 34-63 | 54.0% | 6-15 | 40.0% | 18-20 | 90.0% | Largest lead: By 21 at 2nd-01:49 |

| Game Notes | Score | 1st | 2nd | TOT | Points | WIU | UI |
|--|-------|-----|-----|-----|--------------|-------|-------|
| Officials: Donnie Eppley, Brandon Cruz, Chad Barlow Attendance: 19056 | WIU | 33 | 38 | 71 | In the Paint | 42 | 54 |
| Start Time: 08:01 PM ET End Time: 09:46 PM ET Game Duration: 1:44 | UI | 53 | 39 | 92 | Off Turns | 14 | 9 |
| | | | | | 2nd Chance | 13 | 12 |
| | | | | | Fast Break | 2 | 31 |
| | | | | | Bench | 8 | 32 |
| | | | | | Per Poss | 1.014 | 1.298 |
| | | | | | | 32/70 | 42/71 |

Game 15 - #23 Wisconsin 87, Iowa 78

Official Box Score
Iowa vs Wisconsin
Game Totals -- Final Statistics
January 06, 2022 at Kohl Center (Al Nicholas Court) - Madison



| No. | Player | S | Pts | FG | 3FG | FT | OR | DR | TR | PF | A | TO | Bk | Stl | Min | +/- |
|---------------|--------------------|---|-----------|--------------|-------------|--------------|----------|-----------|-----------|-----------|-----------|----------|----------|----------|------------|-----|
| 00 | REBRACA, FILIP | F | 2 | 1-2 | 0-0 | 0-0 | 0 | 1 | 1 | 2 | 0 | 0 | 0 | 0 | 12 | -11 |
| 02 | TOUSSAINT, JOE | G | 6 | 3-5 | 0-1 | 0-0 | 0 | 0 | 0 | 1 | 4 | 2 | 0 | 0 | 28 | -13 |
| 03 | BOHANNON, JORDAN | G | 12 | 3-6 | 3-6 | 3-6 | 0 | 1 | 1 | 2 | 3 | 0 | 0 | 0 | 19 | -3 |
| 15 | MURRAY, KEEGAN | F | 27 | 10-16 | 2-4 | 5-9 | 1 | 4 | 5 | 0 | 0 | 3 | 3 | 1 | 35 | -17 |
| 22 | MCCAFFERY, PATRICK | F | 10 | 4-10 | 0-2 | 2-3 | 1 | 6 | 7 | 4 | 3 | 0 | 1 | 0 | 26 | -8 |
| 04 | ULIS, AHRON | G | 2 | 1-2 | 0-0 | 0-0 | 0 | 3 | 3 | 0 | 2 | 1 | 0 | 0 | 15 | -8 |
| 11 | PERKINS, TONY | G | 0 | 0-4 | 0-1 | 0-0 | 1 | 0 | 1 | 2 | 1 | 0 | 0 | 0 | 11 | -9 |
| 13 | ASH, AUSTIN | G | 2 | 1-1 | 0-0 | 0-0 | 0 | 0 | 0 | 0 | 0 | 0 | 0 | 0 | 1 | 7 |
| 20 | SANDFORT, PAYTON | G | 0 | 0-2 | 0-1 | 0-0 | 1 | 0 | 1 | 1 | 2 | 1 | 0 | 0 | 7 | -3 |
| 23 | OGUNDELE, JOSH | C | 3 | 1-2 | 0-0 | 1-1 | 1 | 0 | 1 | 1 | 0 | 0 | 1 | 0 | 4 | 9 |
| 24 | MURRAY, KRIS | F | 12 | 5-10 | 2-5 | 0-0 | 0 | 3 | 3 | 3 | 2 | 1 | 2 | 2 | 20 | 7 |
| 30 | MCCAFFERY, CONNOR | G | 0 | 0-0 | 0-0 | 0-0 | 1 | 0 | 1 | 5 | 2 | 0 | 1 | 0 | 15 | 2 |
| 44 | MULVEY, RILEY | C | 2 | 1-1 | 0-0 | 0-0 | 0 | 1 | 1 | 1 | 0 | 0 | 0 | 0 | 6 | 2 |
| | TEAM | | | | | | 0 | 1 | 1 | 0 | 0 | | | | | |
| TOTALS | | | 78 | 30-61 | 7-20 | 11-19 | 6 | 20 | 26 | 22 | 19 | 8 | 7 | 4 | 199 | |

| Shooting By Period | FG | FG% | 3FG | 3FG% | FT | FT% | Deadball Rebounds: 3.2 |
|--------------------|--------------|--------------|-------------|--------------|--------------|--------------|----------------------------------|
| 1st Half | 14-32 | 44% | 1-6 | 17% | 3-6 | 50% | Last FG: 2nd-00:15 |
| 2nd Half | 16-29 | 55% | 6-14 | 43% | 8-13 | 62% | Biggest Run: 9-0 |
| Game | 30-61 | 49.2% | 7-20 | 35.0% | 11-19 | 57.9% | Largest lead: By 23 at 2nd-07:08 |

| No. | Player | S | Pts | FG | 3FG | FT | OR | DR | TR | PF | A | TO | Bk | Stl | Min | +/- |
|---------------|----------------------|---|-----------|--------------|-------------|--------------|-----------|-----------|-----------|-----------|-----------|----------|----------|----------|------------|-----|
| 01 | DAVIS, JOHNNY | G | 26 | 10-18 | 3-7 | 3-5 | 1 | 8 | 9 | 3 | 5 | 2 | 0 | 0 | 35 | 21 |
| 05 | WAHL, TYLER | F | 16 | 6-7 | 0-0 | 4-8 | 3 | 6 | 9 | 2 | 2 | 1 | 0 | 2 | 32 | 15 |
| 22 | CROWL, STEVEN | F | 12 | 6-8 | 0-0 | 0-0 | 1 | 2 | 3 | 2 | 3 | 0 | 0 | 1 | 24 | 24 |
| 23 | HEPBURN, CHUCKY | G | 11 | 3-9 | 1-4 | 4-4 | 0 | 2 | 2 | 2 | 1 | 0 | 0 | 2 | 31 | 21 |
| 34 | DAVISON, BRAD | G | 18 | 6-11 | 1-3 | 5-5 | 3 | 4 | 7 | 1 | 2 | 1 | 0 | 1 | 32 | 17 |
| 00 | NEATH, JAHCOBI | G | 2 | 1-3 | 0-1 | 0-1 | 1 | 3 | 4 | 1 | 1 | 1 | 0 | 0 | 14 | -2 |
| 02 | DAVIS, JORDAN | G | 0 | 0-0 | 0-0 | 0-0 | 0 | 0 | 0 | 0 | 0 | 0 | 0 | 0 | 1 | -7 |
| 04 | HIGGINBOTTOM, CARTER | G | 0 | 0-1 | 0-0 | 0-0 | 0 | 0 | 0 | 0 | 0 | 0 | 0 | 0 | 1 | -8 |
| 10 | LINDSEY, ISAAC | G | 0 | 0-0 | 0-0 | 0-0 | 0 | 0 | 0 | 0 | 0 | 0 | 0 | 0 | 4 | -4 |
| 11 | BOWMAN II, LORNE | G | 0 | 0-3 | 0-1 | 0-0 | 0 | 0 | 0 | 2 | 0 | 1 | 0 | 0 | 9 | -8 |
| 14 | GILMORE, CARTER | F | 2 | 1-2 | 0-1 | 0-0 | 0 | 0 | 0 | 3 | 0 | 0 | 0 | 0 | 7 | 1 |
| 20 | CARLSON, BEN | F | 0 | 0-1 | 0-0 | 0-0 | 0 | 0 | 0 | 0 | 0 | 0 | 0 | 0 | 1 | -7 |
| 33 | VOGT, CHRIS | C | 0 | 0-3 | 0-0 | 0-0 | 2 | 2 | 4 | 3 | 1 | 0 | 0 | 0 | 12 | -10 |
| 35 | SILVER, MARKUS | F | 0 | 0-0 | 0-0 | 0-0 | 0 | 0 | 0 | 1 | 0 | 1 | 0 | 0 | 1 | -8 |
| | TEAM | | | | | | 4 | 1 | 5 | 0 | 1 | | | | | |
| TOTALS | | | 87 | 33-66 | 5-17 | 16-23 | 15 | 28 | 43 | 20 | 15 | 8 | 1 | 6 | 199 | |

| Shooting By Period | FG | FG% | 3FG | 3FG% | FT | FT% | Deadball Rebounds: 3.2 |
|--------------------|--------------|--------------|-------------|--------------|--------------|--------------|----------------------------------|
| 1st Half | 17-34 | 50% | 4-14 | 29% | 7-12 | 58% | Last FG: 2nd-03:02 |
| 2nd Half | 16-32 | 50% | 1-3 | 33% | 9-11 | 82% | Biggest Run: 12-0 |
| Game | 33-66 | 50.0% | 5-17 | 29.4% | 16-23 | 69.6% | Largest lead: By 23 at 2nd-07:08 |

| Game Notes | Score | 1st | 2nd | TOT | Points | IOW | WIS |
|---|-------|-----|-----|-----|--------------|-------|-------|
| Officials: Kelly Pfeiffer, Don Dally, Brian Dorsey Attendance: 15212 | IOW | 32 | 46 | 78 | In the Paint | 38 | 40 |
| Start Time: 09:08 PM ET End Time: 11:08 PM ET Game Duration: 2:01 Conference Game: | WIS | 45 | 42 | 87 | Off Turns | 8 | 13 |
| | | | | | 2nd Chance | 14 | 18 |
| | | | | | Fast Break | 9 | 5 |
| | | | | | Bench | 21 | 4 |
| | | | | | Per Poss | 1.130 | 1.243 |
| | | | | | | 36/69 | 41/70 |

Game 17 - Iowa 81, Minnesota 71

Official Box Score
Iowa vs Minnesota
Game Totals -- Final Statistics
January 16, 2022 at Williams Arena - Minneapolis



| No. | Player | S | Pts | FG | 3FG | FT | OR | DR | TR | PF | A | TO | Bk | Stl | Min | +/- |
|---------------|--------------------|---|-----------|--------------|-------------|--------------|-----------|-----------|-----------|-----------|-----------|----------|----------|-----------|------------|-----|
| 00 | REBRACA, FILIP | F | 12 | 6-11 | 0-1 | 0-0 | 6 | 6 | 12 | 2 | 1 | 2 | 3 | 3 | 2 | 8 |
| 02 | TOUSSAINT, JOE | G | 8 | 4-8 | 0-2 | 0-1 | 0 | 2 | 2 | 1 | 7 | 3 | 0 | 1 | 26 | 6 |
| 03 | BOHANNON, JORDAN | G | 12 | 3-11 | 2-8 | 4-4 | 1 | 2 | 3 | 2 | 2 | 1 | 0 | 3 | 30 | 9 |
| 15 | MURRAY, KEEGAN | F | 25 | 11-17 | 1-3 | 2-3 | 4 | 6 | 10 | 2 | 0 | 0 | 2 | 2 | 36 | 6 |
| 22 | MCCAFFERY, PATRICK | F | 12 | 4-11 | 2-5 | 2-4 | 0 | 3 | 3 | 0 | 1 | 0 | 1 | 0 | 31 | 11 |
| 04 | ULIS, AHRON | G | 0 | 0-1 | 0-0 | 0-0 | 1 | 1 | 2 | 2 | 3 | 0 | 0 | 0 | 12 | 1 |
| 11 | PERKINS, TONY | G | 5 | 2-3 | 0-0 | 1-1 | 0 | 2 | 2 | 1 | 1 | 0 | 0 | 0 | 12 | 7 |
| 20 | MURRAY, PAYTON | G | 2 | 1-2 | 0-1 | 0-0 | 0 | 1 | 1 | 2 | 2 | 0 | 0 | 0 | 9 | -1 |
| 24 | MURRAY, KRIS | F | 5 | 2-4 | 0-2 | 1-3 | 1 | 1 | 2 | 0 | 1 | 1 | 0 | 1 | 11 | 3 |
| | TEAM | | | | | | 2 | 1 | 3 | 0 | 0 | 0 | 0 | 0 | | |
| TOTALS | | | 81 | 33-68 | 5-22 | 10-16 | 15 | 25 | 40 | 14 | 18 | 8 | 5 | 10 | 200 | |

| Shooting By Period | FG | FG% | 3FG | 3FG% | FT | FT% | Deadball Rebounds: 2.0 |
|--------------------|--------------|--------------|-------------|--------------|--------------|--------------|----------------------------------|
| 1st Half | 20-42 | 48% | 3-9 | 22% | 1-1 | 100% | Last FG: 2nd-00:59 |
| 2nd Half | 13-26 | 50% | 3-13 | 23% | 9-15 | 60% | Biggest Run: 8-0 |
| Game | 33-68 | 48.5% | 6-22 | 27.7% | 10-16 | 62.5% | Largest lead: By 23 at 2nd-11:54 |

Minnesota 71

| No. | Player | S | Pts | FG | 3FG | FT | OR | DR | TR | PF | A | TO | Bk | Stl | Min | +/- |
|---------------|-------------------|---|-----------|--------------|-------------|-------------|----------|-----------|-----------|-----------|-----------|-----------|----------|----------|------------|-----|
| 00 | WILLIS, PAYTON | G | 11 | 4-8 | 0-3 | 3-5 | 0 | 6 | 6 | 3 | 4 | 3 | 0 | 2 | 37 | -8 |
| 10 | BATTLE, JAMISON | F | 20 | 7-14 | 4-7 | 2-4 | 0 | 8 | 8 | 2 | 2 | 2 | 0 | 0 | 39 | -6 |
| 12 | LOEWE, LUKE | G | 4 | 2-8 | 0-1 | 0-0 | 0 | 0 | 0 | 5 | 0 | 2 | 0 | 0 | 31 | -9 |
| 15 | DANIELS, CHARLIE | F | 4 | 2-4 | 0-0 | 0-0 | 1 | 4 | 5 | 3 | 3 | 2 | 1 | 28 | -19 | |
| 20 | STEPHENS, E.J. | G | 22 | 9-15 | 2-5 | 2-2 | 0 | 2 | 2 | 1 | 2 | 0 | 1 | 40 | -10 | |
| 02 | THIAM, ABDOULAYE | G | 2 | 1-2 | 0-0 | 0-0 | 0 | 0 | 0 | 1 | 1 | 0 | 0 | 0 | 4 | -6 |
| 25 | RAMBERG, WILL | G | 0 | 0-1 | 0-0 | 0-0 | 1 | 1 | 2 | 1 | 1 | 0 | 0 | 1 | 11 | -3 |
| 42 | THOMPSON, TREYTON | C | 8 | 3-3 | 0-0 | 2-3 | 2 | 0 | 2 | 2 | 0 | 0 | 0 | 0 | 11 | 11 |
| | TEAM | | | | | | 3 | 3 | 6 | 0 | 1 | | | | | |
| TOTALS | | | 71 | 28-55 | 6-16 | 9-14 | 7 | 24 | 31 | 18 | 12 | 14 | 2 | 5 | 200 | |

| Shooting By Period | FG | FG% | 3FG | 3FG% | FT | FT% | Deadball Rebounds: 0.0 |
|--------------------|--------------|--------------|-------------|--------------|-------------|--------------|---------------------------------|
| 1st Half | 12-27 | 44% | 1-7 | 14% | 2-5 | 40% | Last FG: 2nd-01:30 |
| 2nd Half | 16-28 | 57% | 5-9 | 56% | 7-9 | 78% | Biggest Run: 9-0 |
| Game | 28-55 | 50.9% | 6-16 | 37.5% | 9-14 | 64.3% | Largest lead: By 5 at 1st-17:23 |

| Game Notes: | Score | 1st | 2nd | TOT | Points | IWA | UMN |
|--|--------------------------------------|-----|-----|-----|--------------|-------|-------|
| Officials: Larry Scrotto, Brian Dorsey, Brandon Cruz | IWA | 43 | 38 | 81 | In the Paint | 52 | 32 |
| Attendance: 19925 | UMN | 27 | 44 | 71 | Off Turns | 12 | 11 |
| Start Time: 02:08 PM ET | | | | | 2nd Chance | 17 | 3 |
| End Time: 04:31 PM ET | IWA led for 34:46. UMN led for 4:23. | | | | Fast Break | 12 | 2 |
| Game Duration: 2:23 | Game was tied for 0:48. | | | | Bench | 12 | 10 |
| Conference Game: | Times tied: 1 | | | | Per Poss | 39/67 | 10/44 |

Game 18 - Rutgers 48, Iowa 46

Official Box Score
Iowa vs Rutgers
Game Totals -- Final Statistics
January 19, 2022 at Jersey Mike's Arena - Piscataway



| No. | Player | S | Pts | FG | 3FG | FT | OR | DR | TR | PF | A | TO | Bk | Stl | Min | +/- |
|---------------|--------------------|---|-----------|--------------|-------------|-------------|----------|-----------|-----------|-----------|----------|-----------|----------|----------|------------|-----|
| 00 | REBRACA, FILIP | F | 8 | 4-10 | 0-0 | 0-1 | 4 | 6 | 10 | 3 | 0 | 1 | 0 | 2 | 34 | -2 |
| 02 | TOUSSAINT, JOE | G | 8 | 2-3 | 1-1 | 3-4 | 1 | 4 | 5 | 1 | 5 | 3 | 0 | 3 | 34 | 4 |
| 03 | BOHANNON, JORDAN | G | 6 | 2-11 | 2-10 | 0-0 | 0 | 1 | 1 | 2 | 0 | 1 | 0 | 0 | 28 | 5 |
| 15 | MURRAY, KEEGAN | F | 13 | 5-14 | 2-6 | 1-2 | 3 | 10 | 13 | 4 | 1 | 2 | 2 | 1 | 35 | -4 |
| 22 | MCCAFFERY, PATRICK | F | 11 | 4-12 | 1-5 | 2-4 | 1 | 2 | 3 | 0 | 2 | 0 | 1 | 1 | 31 | 5 |
| 04 | ULIS, AHRON | G | 0 | 0-2 | 0-0 | 0-0 | 0 | 0 | 0 | 1 | 0 | 1 | 0 | 0 | 6 | -6 |
| 11 | PERKINS, TONY | G | 0 | 0-2 | 0-1 | 0-0 | 0 | 0 | 0 | 1 | 0 | 1 | 0 | 1 | 10 | -7 |
| 13 | ASH, AUSTIN | G | 0 | 0-0 | 0-0 | 0-0 | 0 | 0 | 0 | 0 | 0 | 0 | 0 | 0 | 0 | 0 |
| 20 | SANFORD, PAYTON | F | 0 | 0-1 | 0-0 | 0-0 | 0 | 0 | 0 | 0 | 0 | 0 | 0 | 0 | 3 | 0 |
| 24 | MURRAY, KRIS | G | 0 | 0-5 | 0-3 | 0-0 | 0 | 0 | 0 | 2 | 0 | 0 | 2 | 0 | 11 | 2 |
| 30 | MCCAFFERY, CONNOR | G | 0 | 0-1 | 0-1 | 0-0 | 0 | 3 | 3 | 2 | 0 | 1 | 0 | 0 | 9 | -7 |
| | TEAM | | | | | | 0 | 2 | 3 | 0 | 0 | 0 | 0 | 0 | | |
| TOTALS | | | 46 | 17-61 | 6-27 | 6-11 | 9 | 29 | 38 | 16 | 8 | 10 | 5 | 8 | 200 | |

| Shooting By Period | FG | FG% | 3FG | 3FG% | FT | FT% | Deadball Rebounds: 2.0 |
|--------------------|--------------|--------------|-------------|--------------|-------------|--------------|---------------------------------|
| 1st Half | 10-34 | 29% | 4-14 | 29% | 3-5 | 60% | Last FG: 2nd-00:27 |
| 2nd Half | 7-27 | 26% | 2-13 | 15% | 3-6 | 50% | Biggest Run: 8-0 |
| Game | 17-61 | 27.9% | 6-27 | 22.2% | 6-11 | 54.5% | Largest lead: By 8 at 2nd-18:43 |

Rutgers 48

| No. | Player | S | Pts | FG | 3FG | FT | OR | DR | TR | PF | A | TO | Bk | Stl | Min | +/- | |
|---------------|-------------------|---|-----------|--------------|-------------|--------------|-----------|-----------|-----------|-----------|-----------|-----------|-----------|----------|------------|-----|---|
| 00 | BAKER, GEO | G | 8 | 3-10 | 0-3 | 2-2 | 0 | 4 | 4 | 1 | 3 | 2 | 3 | 1 | 34 | 1 | |
| 04 | MULCAHY, PAUL | G | 5 | 2-9 | 1-3 | 0-0 | 2 | 4 | 6 | 2 | 7 | 3 | 0 | 0 | 39 | 2 | |
| 11 | OMORUYI, CLIFFORD | C | 7 | 3-9 | 0-0 | 1-3 | 4 | 10 | 14 | 3 | 2 | 3 | 2 | 26 | 5 | | |
| 22 | MCCONNELL, CALEB | G | 4 | 2-5 | 0-2 | 0-0 | 0 | 7 | 7 | 3 | 1 | 2 | 2 | 1 | 33 | 2 | |
| 06 | HARPER JR., RON | G | 15 | 5-10 | 1-2 | 4-4 | 0 | 5 | 5 | 2 | 0 | 2 | 1 | 1 | 37 | -1 | |
| 01 | PALMQUIST, OSKAR | F | 0 | 0-1 | 0-0 | 0-0 | 1 | 0 | 1 | 0 | 0 | 0 | 0 | 0 | 2 | -4 | |
| 02 | MILLER, JALEN | G | 0 | 0-0 | 0-0 | 0-0 | 0 | 2 | 2 | 1 | 0 | 1 | 0 | 0 | 2 | 2 | |
| 03 | MAG, MAWOT | F | 0 | 0-3 | 0-1 | 0-0 | 0 | 0 | 0 | 0 | 0 | 0 | 0 | 0 | 5 | -6 | |
| 05 | HYATT, AUNDRE | F | 1 | 0-7 | 0-2 | 1-2 | 3 | 2 | 5 | 0 | 0 | 0 | 0 | 0 | 1 | 12 | 8 |
| 21 | REIBER, DEAN | F | 4 | 2-3 | 0-0 | 0-0 | 0 | 1 | 1 | 2 | 2 | 1 | 1 | 1 | 7 | 0 | |
| 35 | AGEE, RALPH | F | 4 | 1-1 | 0-0 | 2-2 | 0 | 0 | 1 | 1 | 0 | 0 | 0 | 0 | 3 | 1 | |
| | TEAM | | | | | | 1 | 3 | 4 | 0 | 1 | | | | | | |
| TOTALS | | | 48 | 18-58 | 2-13 | 10-13 | 11 | 38 | 49 | 15 | 13 | 15 | 10 | 7 | 200 | | |

| Shooting By Period | FG | FG% | 3FG | 3FG% | FT | FT% | Deadball Rebounds: 3.0 |
|--------------------|--------------|--------------|-------------|--------------|--------------|--------------|---------------------------------|
| 1st Half | 10-30 | 33% | 2-7 | 29% | 2-2 | 100% | Last FG: 2nd-02:30 |
| 2nd Half | 8-28 | 29% | 0-6 | 00% | 8-11 | 73% | Biggest Run: 6-0 |
| Game | 18-58 | 31.0% | 2-13 | 15.4% | 10-13 | 76.9% | Largest lead: By 3 at 2nd-02:00 |

| Game Notes: | Score | 1st | 2nd | TOT | Points | UOI | RUT |
|--|--------------------------------------|-----|-----|-----|--------------|-------|-------|
| Officials: Courtney Green, Donnie Eppley, Brooks Wells | UOI | 27 | 19 | 46 | In the Paint | 22 | 28 |
| Attendance: | RUT | 24 | 24 | 48 | Off Turns | 6 | 8 |
| Start Time: 08:30 PM ET | | | | | 2nd Chance | 6 | 4 |
| Conference Game: | UOI led for 19:59. RUT led for 9:03. | | | | Fast Break | 6 | 6 |
| | Game was tied for 0:00. | | | | Bench | 0 | 9 |
| | Times tied: 8 | | | | Per Poss | 17/19 | 17/27 |
| | Lead Changes: 10 | | | | | 20/64 | 23/66 |

Game 19 - Iowa 68, Penn State 51

Official Box Score
Penn St. vs Iowa
Game Totals -- Final Statistics
January 22, 2022 at Carver-Hawkeye Arena - Iowa City



| No. | Player | S | Pts | FG | 3FG | FT | OR | DR | TR | PF | A | TO | Bk | Stl | Min | +/- |
|-----|------------------|---|-----|------|-----|-----|----|----|----|----|---|----|----|-----|-----|-----|
| 01 | LUNDY, SETH | F | 8 | 3-11 | 2-7 | 0-0 | 0 | 5 | 5 | 2 | 0 | 1 | 0 | 0 | 29 | -21 |
| 03 | SESSOMS, SAM | G | 6 | 2-6 | 1-3 | 1-2 | 0 | 1 | 1 | 2 | 4 | 2 | 0 | 0 | 29 | 20 |
| 05 | LEE, GREG | F | 6 | 1-5 | 0-0 | 4-4 | 2 | 6 | 8 | 4 | 1 | 4 | 0 | 1 | 25 | -4 |
| 21 | HARRAR, JOHN | F | 0 | 0-4 | 0-0 | 0-0 | 3 | 2 | 5 | 2 | 1 | 0 | 0 | 0 | 23 | -7 |
| 22 | PICKETT, JALEN | G | 14 | 5-12 | 1-6 | 3-4 | 0 | 3 | 3 | 0 | 3 | 4 | 0 | 2 | 37 | -20 |
| 02 | DREAD, MYLES | G | 9 | 3-6 | 3-6 | 0-0 | 1 | 1 | 2 | 1 | 0 | 0 | 0 | 1 | 23 | -9 |
| 11 | CORNWALL, JAHEAM | G | 5 | 2-5 | 0-2 | 1-1 | 0 | 0 | 0 | 0 | 0 | 0 | 0 | 0 | 11 | 6 |
| 13 | SCOTT, JEVONNIE | F | 3 | 1-2 | 0-1 | 1-2 | 1 | 2 | 3 | 3 | 1 | 2 | 0 | 0 | 13 | -6 |
| 14 | WHITE, JALANNI | F | 0 | 0-0 | 0-0 | 0-0 | 0 | 1 | 1 | 3 | 0 | 1 | 0 | 0 | 10 | -4 |
| 23 | JOHNSON, DALLION | G | 0 | 0-0 | 0-0 | 0-0 | 0 | 0 | 0 | 1 | 0 | 0 | 0 | 0 | 0 | 0 |
| | TEAM | | | | | | | | | | | | | | | |

Game 21 - Penn State 90, Iowa 86 (2 OT)

Official Box Score
Iowa vs Penn St.
Game Totals - Final Statistics
January 31, 2022 at Bryce Jordan Center - University Park



| No. | Player | S | Pts | FG | 3FG | FT | OR | DR | TR | PF | A | TBk | Stl | Min | +/- | |
|---------------|--------------------|---|-----------|--------------|--------------|--------------|-----------|-----------|-----------|-----------|-----------|----------|----------|----------|------------|-----|
| 00 | REBRACA, FILIP | F | 11 | 4-5 | 0-0 | 3-3 | 3 | 3 | 6 | 3 | 0 | 1 | 1 | 1 | 32 | -11 |
| 02 | TOUSSAINT, JOE | G | 0 | 0-4 | 0-1 | 0-0 | 1 | 4 | 5 | 2 | 2 | 1 | 0 | 0 | 19 | -6 |
| 03 | BOHANNON, JORDAN | G | 2 | 0-7 | 0-4 | 2-2 | 0 | 0 | 0 | 0 | 5 | 0 | 0 | 0 | 35 | -5 |
| 15 | MURRAY, KEEGAN | F | 21 | 6-18 | 2-7 | 7-10 | 4 | 2 | 6 | 4 | 0 | 1 | 1 | 1 | 31 | -14 |
| 22 | MCCAFFERY, PATRICK | F | 16 | 6-13 | 3-6 | 1-2 | 1 | 6 | 7 | 3 | 1 | 1 | 0 | 1 | 37 | 1 |
| 04 | ULIS, AHRON | G | 7 | 0-7 | 0-0 | 7-8 | 2 | 3 | 5 | 2 | 5 | 0 | 0 | 0 | 27 | 2 |
| 11 | PERKINS, TONY | G | 4 | 2-4 | 0-0 | 0-0 | 1 | 1 | 2 | 1 | 1 | 1 | 0 | 1 | 16 | -1 |
| 13 | ASH, AUSTIN | G | 0 | 0-0 | 0-0 | 0-0 | 0 | 0 | 0 | 0 | 0 | 0 | 0 | 0 | 0 | -2 |
| 20 | SANDFORT, PAYTON | G | 5 | 2-4 | 1-3 | 0-0 | 0 | 1 | 1 | 1 | 0 | 0 | 0 | 0 | 11 | 10 |
| 24 | MURRAY, KRIS | F | 8 | 3-7 | 1-3 | 1-3 | 1 | 3 | 4 | 4 | 3 | 1 | 0 | 0 | 25 | 1 |
| 30 | MCCAFFERY, CONNOR | G | 12 | 4-8 | 4-7 | 0-0 | 1 | 5 | 6 | 2 | 0 | 0 | 0 | 3 | 16 | 5 |
| | TEAM | | | | | | 0 | 1 | 1 | 0 | 0 | | | | | |
| TOTALS | | | 86 | 27-77 | 11-31 | 21-28 | 14 | 29 | 43 | 22 | 17 | 8 | 3 | 7 | 250 | |

| Shooting By Period | FG | FG% | 3FG | 3FG% | FT | FT% | Deadball Rebounds: 5.0 |
|--------------------|--------------|--------------|--------------|--------------|--------------|--------------|---------------------------------|
| 1st Half | 12-28 | 43% | 6-14 | 43% | 4-6 | 67% | Last FG: 4th-01:02 |
| 2nd Half | 11-33 | 33% | 4-11 | 36% | 6-8 | 75% | Biggest Run: 9-0 |
| 3rd Half | 2-5 | 40% | 0-1 | 00% | 8-10 | 80% | Largest lead: By 4 at 1st-01:26 |
| 4th Half | 2-11 | 18% | 1-5 | 20% | 3-4 | 75% | Technical Fouls: None. |
| Game | 27-77 | 35.1% | 11-31 | 35.5% | 21-28 | 75.0% | |

| No. | Player | S | Pts | FG | 3FG | FT | OR | DR | TR | PF | A | TBk | Stl | Min | +/- | |
|---------------|------------------|---|-----------|--------------|-------------|--------------|-----------|-----------|-----------|-----------|-----------|----------|----------|------------|-----|----|
| 01 | LUNDY, SETH | F | 17 | 7-12 | 2-5 | 1-1 | 3 | 8 | 11 | 4 | 2 | 1 | 2 | 41 | -2 | |
| 02 | DREAD, MYLES | G | 12 | 3-10 | 2-7 | 4-4 | 2 | 7 | 9 | 3 | 3 | 0 | 0 | 1 | 41 | 2 |
| 21 | HARRAR, JOHN | F | 19 | 6-10 | 0-0 | 7-11 | 2 | 8 | 10 | 3 | 0 | 4 | 0 | 0 | 28 | 0 |
| 22 | PICKETT, JALEN | G | 13 | 5-16 | 2-9 | 1-1 | 1 | 6 | 7 | 2 | 2 | 0 | 0 | 1 | 29 | 5 |
| 23 | JOHNSON, DALLION | G | 4 | 2-3 | 0-1 | 0-0 | 0 | 1 | 1 | 1 | 1 | 0 | 0 | 0 | 13 | 8 |
| 03 | SESSOMS, SAM | G | 9 | 4-12 | 0-1 | 1-2 | 1 | 4 | 5 | 3 | 0 | 1 | 0 | 1 | 28 | 0 |
| 10 | DORSEY, CALEB | F | 0 | 0-2 | 0-2 | 0-0 | 0 | 0 | 0 | 2 | 0 | 2 | 0 | 0 | 6 | -1 |
| 05 | LEE, GREG | F | 16 | 6-7 | 0-0 | 4-5 | 5 | 3 | 8 | 3 | 2 | 1 | 0 | 0 | 27 | 8 |
| 11 | CORNWALL, JAHEAM | G | 0 | 0-2 | 0-2 | 0-0 | 0 | 1 | 1 | 1 | 2 | 1 | 0 | 0 | 15 | -1 |
| 14 | WHITE, JALANNI | F | 0 | 0-0 | 0-0 | 0-0 | 0 | 0 | 0 | 0 | 1 | 0 | 0 | 0 | 1 | 1 |
| | TEAM | | | | | | 1 | 0 | 1 | 0 | 1 | | | | | |
| TOTALS | | | 90 | 33-74 | 6-27 | 18-24 | 15 | 38 | 53 | 23 | 12 | 2 | 6 | 250 | | |

| Shooting By Period | FG | FG% | 3FG | 3FG% | FT | FT% | Deadball Rebounds: 3.0 |
|--------------------|--------------|--------------|-------------|--------------|--------------|--------------|----------------------------------|
| 1st Half | 13-29 | 45% | 2-14 | 14% | 4-7 | 57% | Last FG: 4th-01:54 |
| 2nd Half | 14-33 | 42% | 2-9 | 22% | 4-5 | 80% | Biggest Run: 11-0 |
| 3rd Half | 3-7 | 43% | 2-2 | 100% | 4-5 | 80% | Largest lead: By 10 at 1st-11:10 |
| 4th Half | 3-5 | 60% | 0-2 | 00% | 6-7 | 86% | Technical Fouls: None. |
| Game | 33-74 | 44.6% | 6-27 | 22.2% | 18-24 | 75.0% | |

| Game Notes: | Score | 1st | 2nd | 3rd | 4th | TOT | Points | IOW | PSU |
|---|--------------------------------------|-----|------------------|-----|-----|-----------|--------------|-------|-------|
| Officials: Larry Scrotto, D.J. Carstensen, Paul Szlez | IOW | 34 | 32 | 12 | 8 | 86 | In the Paint | 28 | 44 |
| Attendance: 1977 | PSU | 32 | 34 | 12 | 12 | 90 | Off Turns | 8 | 9 |
| Start Time: 07:01 PM ET | IOW led for 10:30. PSU led for 32:8. | | | | | | 2nd Chance | 19 | 17 |
| End Time: 09:37 PM ET | Game was tied for 6:33. | | | | | | Fast Break | 11 | 5 |
| Game Duration: 4:38 | Times tied: 12 | | Lead Changes: 15 | | | | Bench | 36 | 25 |
| Conference Game: | | | | | | | Per Poss | 1.075 | 1.130 |
| | | | | | | | | 38.60 | 42.79 |

Game 22 - Iowa 71, Minnesota 59

Official Box Score
Minnesota vs Iowa
Game Totals - Final Statistics
February 06, 2022 at Carver-Hawkeye Arena - Iowa City



| No. | Player | S | Pts | FG | 3FG | FT | OR | DR | TR | PF | A | TBk | Stl | Min | +/- | |
|---------------|-------------------|---|-----------|--------------|-------------|------------|-----------|-----------|-----------|----------|-----------|----------|----------|------------|-----|-----|
| 00 | WILLIS, PAYTON | G | 16 | 6-13 | 3-6 | 1-1 | 1 | 7 | 8 | 1 | 3 | 0 | 1 | 0 | 37 | -14 |
| 01 | CURRY, ERIC | F | 2 | 1-4 | 0-0 | 2-4 | 3 | 5 | 8 | 2 | 3 | 1 | 0 | 0 | 25 | -8 |
| 10 | BATTLE, JAMISON | F | 2 | 1-12 | 0-6 | 0-0 | 1 | 4 | 5 | 4 | 0 | 2 | 0 | 0 | 27 | -11 |
| 12 | LOEW, LUKE | G | 19 | 7-9 | 4-5 | 1-2 | 1 | 3 | 4 | 0 | 2 | 1 | 0 | 2 | 32 | -15 |
| 20 | STEPHENS, E.J. | G | 9 | 4-11 | 1-4 | 0-0 | 0 | 5 | 5 | 0 | 1 | 3 | 0 | 1 | 36 | -7 |
| 02 | THIAM, ABDOULAYE | G | 0 | 0-0 | 0-0 | 0-0 | 0 | 0 | 0 | 0 | 0 | 0 | 0 | 0 | 0 | 3 |
| 15 | DANIELS, CHARLIE | F | 0 | 0-2 | 0-0 | 0-0 | 2 | 0 | 2 | 0 | 0 | 1 | 0 | 0 | 9 | -3 |
| 22 | OGLE, DANNY | F | 0 | 0-0 | 0-0 | 0-0 | 0 | 1 | 1 | 0 | 0 | 0 | 0 | 0 | 3 | 2 |
| 24 | SLUTHERLIN, SEAN | F | 5 | 1-5 | 1-1 | 2-2 | 0 | 0 | 0 | 2 | 0 | 1 | 1 | 1 | 12 | -2 |
| 42 | THOMPSON, TREYTON | C | 0 | 0-1 | 0-0 | 0-0 | 0 | 2 | 2 | 0 | 0 | 0 | 0 | 0 | 14 | -4 |
| | TEAM | | | | | | 3 | 2 | 5 | 0 | 0 | 3 | | | | |
| TOTALS | | | 59 | 22-61 | 9-23 | 6-9 | 11 | 29 | 40 | 9 | 12 | 4 | 4 | 200 | | |

| Shooting By Period | FG | FG% | 3FG | 3FG% | FT | FT% | Deadball Rebounds: 2.0 |
|--------------------|--------------|--------------|-------------|--------------|------------|--------------|---------------------------------|
| 1st Half | 15-31 | 48% | 5-9 | 56% | 3-5 | 60% | Last FG: 2nd-03:13 |
| 2nd Half | 7-30 | 23% | 4-14 | 29% | 3-4 | 75% | Biggest Run: 9-0 |
| Game | 22-61 | 36.1% | 9-23 | 39.1% | 6-9 | 66.7% | Largest lead: By 7 at 1st-18:05 |

| No. | Player | S | Pts | FG | 3FG | FT | OR | DR | TR | PF | A | TBk | Stl | Min | +/- | |
|---------------|--------------------|---|-----------|--------------|-------------|------------|----------|-----------|-----------|-----------|-----------|----------|----------|------------|-----|----|
| 00 | REBRACA, FILIP | F | 4 | 2-3 | 0-0 | 0-0 | 1 | 1 | 2 | 1 | 1 | 0 | 0 | 1 | 25 | -1 |
| 03 | BOHANNON, JORDAN | G | 6 | 2-7 | 2-7 | 0-0 | 0 | 2 | 2 | 2 | 1 | 0 | 0 | 1 | 36 | 15 |
| 11 | PERKINS, TONY | F | 2 | 1-4 | 0-1 | 0-0 | 0 | 0 | 0 | 0 | 1 | 3 | 0 | 1 | 18 | -7 |
| 15 | MURRAY, KEEGAN | F | 24 | 9-18 | 2-4 | 4-7 | 2 | 13 | 15 | 1 | 3 | 1 | 2 | 1 | 39 | 13 |
| 22 | MCCAFFERY, PATRICK | F | 18 | 8-14 | 2-3 | 0-0 | 3 | 4 | 7 | 0 | 0 | 1 | 0 | 1 | 29 | 7 |
| 02 | TOUSSAINT, JOE | G | 0 | 0-1 | 0-1 | 0-0 | 0 | 0 | 0 | 1 | 1 | 0 | 0 | 2 | 6 | -1 |
| 04 | ULIS, AHRON | G | 9 | 4-9 | 1-2 | 0-2 | 1 | 4 | 5 | 1 | 2 | 1 | 0 | 2 | 21 | 14 |
| 20 | SANDFORT, PAYTON | G | 5 | 2-4 | 1-3 | 0-0 | 0 | 3 | 3 | 1 | 1 | 0 | 1 | 0 | 10 | 4 |
| 24 | MURRAY, KRIS | F | 3 | 1-5 | 1-2 | 0-0 | 1 | 1 | 2 | 3 | 2 | 0 | 0 | 2 | 15 | 16 |
| | TEAM | | | | | | 1 | 1 | 2 | 0 | 1 | | | | | |
| TOTALS | | | 71 | 29-65 | 9-23 | 4-9 | 9 | 29 | 38 | 10 | 12 | 6 | 7 | 200 | | |

| Shooting By Period | FG | FG% | 3FG | 3FG% | FT | FT% | Deadball Rebounds: 3.0 |
|--------------------|--------------|--------------|-------------|--------------|------------|--------------|----------------------------------|
| 1st Half | 13-34 | 38% | 5-12 | 42% | 3-5 | 60% | Last FG: 2nd-03:33 |
| 2nd Half | 16-31 | 52% | 4-11 | 36% | 1-4 | 25% | Biggest Run: 11-0 |
| Game | 29-65 | 44.6% | 9-23 | 39.1% | 4-9 | 44.4% | Largest lead: By 17 at 2nd-03:33 |

| Game Notes: | Score | 1st | 2nd | TOT | Points | MIN | UI |
|--|--------------------------------------|-----|-----------------|-----------|--------------|-----|----|
| Officials: Ben Boroski, Chris Beaver, Brandon Cruz | MIN | 38 | 21 | 59 | In the Paint | 16 | 34 |
| Attendance: 14588 | UI | 34 | 37 | 71 | Off Turns | 4 | 21 |
| Start Time: 04:31 PM ET | MIN led for 20:15. UI led for 19:32. | | | | | | |
| End Time: 06:17 PM ET | Game was tied for 4:58. | | | | | | |
| Game Duration: 1:46 | Times tied: 5 | | Lead Changes: 7 | | | | |
| Conference Game: | | | | | | | |
| | | | | | | | |

Game 23 - Iowa 110, Maryland 87

Official Box Score
Iowa vs Maryland
Game Totals - Final Statistics
February 10, 2022 at XFINITY Center - College Park



| No. | Player | S | Pts | FG | 3FG | FT | OR | DR | TR | PF | A | TBk | Stl | Min | +/- | |
|-----|--------------------|---|-----|-------|-------|-----|----|----|----|----|---|-----|-----|-----|-----|----|
| 00 | REBRACA, FILIP | F | 6 | 2-3 | 0-0 | 2-2 | 3 | 4 | 7 | 2 | 1 | 2 | 0 | 1 | 22 | 21 |
| 03 | BOHANNON, JORDAN | G | 30 | 10-16 | 10-16 | 0-0 | 0 | 3 | 3 | 1 | 5 | 0 | 0 | 2 | 31 | 30 |
| 11 | PERKINS, TONY | G | 5 | 2-4 | 0-0 | 1-2 | 1 | 2 | 4 | 0 | 3 | 1 | 0 | 1 | 16 | 18 |
| 15 | MURRAY, KEEGAN | F | 30 | 12-14 | 2-3 | 4-7 | 1 | 6 | 7 | 1 | 1 | 2 | 2 | 0 | 30 | 30 |
| 22 | MCCAFFERY, PATRICK | F | 6 | 2-7 | 1-4 | 1-2 | 0 | 2 | 2 | 1 | 3 | 1 | 0 | 0 | 23 | 26 |
| 02 | TOUSSAINT, JOE | G | 5 | 2-5 | 0-2 | 1-2 | 1 | 1 | 2 | 0 | 5 | 0 | 0 | 1 | 18 | 0 |
| 04 | ULIS, AHRON | G | 3 | 1-5 | 0-1 | 1-2 | 0 | 1 | 1 | 1 | 3 | 0 | 0 | 1 | 14 | -3 |
| 13 | ASH, AUSTIN | | | | | | | | | | | | | | | |

Game 25 - Michigan 84, Iowa 79

Official Box Score
Michigan vs Iowa
Game Totals - Final Statistics
February 17, 2022 at Carver-Hawkeye Arena - Iowa City



Michigan 84

| No. | Player | S | Pts | FG | 3FG | FT | OR | DR | TR | PF | A | TO | Blk | Stl | Min | + | - |
|---------------|--------------------|---|-----------|--------------|-------------|--------------|-----------|-----------|-----------|-----------|-----------|-----------|----------|----------|------------|----|---|
| 01 | DICKINSON, HUNTER | C | 14 | 5-11 | 0-3 | 4-4 | 3 | 1 | 3 | 7 | 3 | 2 | 0 | 0 | 32 | 11 | |
| 12 | JONES, DEVANTE' | G | 11 | 2-5 | 1-2 | 4-6 | 1 | 1 | 9 | 10 | 2 | 5 | 1 | 1 | 4 | 30 | 7 |
| 14 | DIABATE, MOUSSA | F | 28 | 12-15 | 0-1 | 4-7 | 3 | 5 | 8 | 4 | 0 | 2 | 1 | 1 | 34 | 13 | |
| 22 | HOUSTAN, CALEB | G | 6 | 2-9 | 0-5 | 2-2 | 0 | 2 | 2 | 1 | 4 | 2 | 0 | 1 | 29 | 3 | |
| 55 | BROOKS, ELI | G | 13 | 4-8 | 3-6 | 2-2 | 0 | 4 | 4 | 0 | 5 | 1 | 0 | 0 | 37 | 8 | |
| 02 | BUFKIN, KOBE | G | 10 | 4-6 | 0-1 | 2-2 | 1 | 0 | 1 | 2 | 0 | 1 | 0 | 1 | 16 | -3 | |
| 10 | COLLINS, FRANKIE | G | 0 | 0-2 | 0-1 | 0-0 | 0 | 0 | 0 | 0 | 0 | 0 | 0 | 0 | 3 | -4 | |
| 23 | JOHNS JR., BRANDON | F | 0 | 0-1 | 0-1 | 0-0 | 0 | 1 | 1 | 2 | 0 | 0 | 0 | 0 | 4 | -8 | |
| 25 | HOWARD, JACE | G | 2 | 1-1 | 0-0 | 0-0 | 0 | 0 | 0 | 0 | 0 | 0 | 0 | 0 | 6 | 0 | |
| 44 | FALLDS, JARON | F | 0 | 0-1 | 0-0 | 0-0 | 0 | 0 | 0 | 0 | 0 | 0 | 0 | 0 | 3 | -2 | |
| TEAM | | | | | | | 2 | 3 | 5 | 0 | 0 | 0 | | | | | |
| TOTALS | | | 84 | 31-62 | 4-20 | 18-23 | 10 | 30 | 40 | 17 | 21 | 11 | 4 | 7 | 200 | | |

| Shooting By Period | FG | FG% | 3FG | 3FG% | FT | FT% | Deadball Rebounds: 2.0 |
|--------------------|--------------|--------------|-------------|--------------|--------------|--------------|--|
| 1st Half | 16-34 | 47% | 1-12 | 08% | 4-4 | 100% | Last FG: 2nd-04:06 Biggest Run: 11-0 |
| 2nd Half | 15-28 | 54% | 3-8 | 38% | 14-19 | 74% | Last FG: 2nd-03:25 Biggest Run: 11-0 |
| Game | 31-62 | 50.0% | 4-20 | 20.0% | 18-23 | 78.3% | Technical Fouls: #0 TEAM (Admin Technical) @ 1st-00:49; #0 TEAM (Admin Technical) @ 2nd-18:23; |

Iowa 79

| No. | Player | S | Pts | FG | 3FG | FT | OR | DR | TR | PF | A | TO | Blk | Stl | Min | + | - |
|---------------|--------------------|---|-----------|--------------|-------------|--------------|-----------|-----------|-----------|-----------|-----------|-----------|----------|----------|------------|-----|---|
| 00 | REBRACA, FILIP | F | 12 | 5-9 | 0-0 | 2-3 | 4 | 2 | 6 | 4 | 3 | 2 | 0 | 0 | 24 | -5 | |
| 03 | BOHANNON, JORDAN | G | 11 | 2-5 | 2-5 | 5-5 | 0 | 0 | 0 | 1 | 0 | 2 | 0 | 0 | 30 | -8 | |
| 11 | PERKINS, TONY | G | 4 | 2-4 | 0-0 | 0-0 | 0 | 2 | 7 | 1 | 5 | 0 | 0 | 0 | 15 | -10 | |
| 15 | MURRAY, KEEGAN | F | 23 | 9-23 | 1-4 | 4-9 | 5 | 2 | 7 | 2 | 1 | 3 | 4 | 1 | 32 | -12 | |
| 22 | MCCAFFERY, PATRICK | F | 13 | 6-11 | 0-2 | 1-1 | 2 | 3 | 5 | 1 | 2 | 1 | 0 | 0 | 27 | -13 | |
| 02 | TOUSSAINT, JOE | G | 2 | 1-2 | 0-0 | 0-0 | 0 | 3 | 3 | 0 | 2 | 1 | 0 | 0 | 13 | 7 | |
| 04 | ULIS, AHRON | G | 4 | 2-3 | 0-0 | 0-0 | 0 | 2 | 2 | 1 | 0 | 0 | 0 | 0 | 11 | 2 | |
| 13 | ASH, AUSTIN | G | 0 | 0-0 | 0-0 | 0-0 | 0 | 0 | 0 | 0 | 1 | 0 | 0 | 0 | 0 | -3 | |
| 20 | SANDFORT, PAYTON | G | 2 | 1-6 | 0-4 | 0-0 | 0 | 1 | 2 | 3 | 0 | 0 | 0 | 0 | 14 | 7 | |
| 23 | OSUNDELE, JOSH | C | 0 | 0-0 | 0-0 | 0-0 | 0 | 1 | 1 | 0 | 0 | 0 | 0 | 0 | 4 | 0 | |
| 24 | MURRAY, KRIS | F | 8 | 3-7 | 1-3 | 1-2 | 0 | 1 | 1 | 5 | 0 | 0 | 0 | 1 | 14 | -2 | |
| 30 | MCCAFFERY, CONNOR | G | 0 | 0-0 | 0-0 | 0-0 | 0 | 4 | 4 | 2 | 4 | 0 | 0 | 0 | 16 | 12 | |
| TEAM | | | | | | | 1 | 2 | 3 | 0 | 0 | | | | | | |
| TOTALS | | | 79 | 31-70 | 4-18 | 13-20 | 13 | 24 | 37 | 18 | 16 | 11 | 5 | 3 | 200 | | |

| Shooting By Period | FG | FG% | 3FG | 3FG% | FT | FT% | Deadball Rebounds: 3.0 |
|--------------------|--------------|--------------|-------------|--------------|--------------|--------------|--|
| 1st Half | 15-32 | 47% | 2-8 | 25% | 7-8 | 88% | Last FG: 2nd-00:06 Biggest Run: 9-0 |
| 2nd Half | 16-38 | 42% | 2-10 | 20% | 6-12 | 50% | Last FG: 2nd-04:06 Biggest Run: 9-0 |
| Game | 31-70 | 44.3% | 4-18 | 22.2% | 13-20 | 65.0% | Technical Fouls: None. |

| Game Notes: | Score | 1st | 2nd | TOT | Points | U-M | UI |
|---|-------|-----|-----|-----|--------------|-------|-------|
| Officials: Larry Sciotto, Donnie Epley, Keith Kimble Attendance: 10948 | U-M | 37 | 47 | 84 | In the Paint | 46 | 42 |
| Start Time: 07:01 PM ET End Time: 09:16 PM ET Game Duration: 2:14 Conference Game: | UI | 39 | 40 | 79 | Off Turns | 18 | 9 |
| | | | | | 2nd Chance | 10 | 14 |
| | | | | | Fast Break | 14 | 13 |
| | | | | | Bench | 12 | 16 |
| | | | | | Per Poss | 1.167 | 1.053 |

Game 26 - Iowa 75, #18 Ohio State 62

Official Box Score
Iowa vs Ohio State
Game Totals - Final Statistics
February 19, 2022 at Value City Arena



Iowa 75

| No. | Player | S | Pts | FG | 3FG | FT | OR | DR | TR | PF | A | TO | Blk | Stl | Min | + | - |
|---------------|--------------------|---|-----------|--------------|-------------|--------------|-----------|-----------|-----------|-----------|-----------|----------|----------|----------|------------|----|---|
| 00 | REBRACA, FILIP | F | 5 | 2-3 | 0-0 | 1-2 | 2 | 3 | 5 | 4 | 0 | 3 | 0 | 0 | 16 | | |
| 03 | BOHANNON, JORDAN | G | 10 | 3-9 | 2-7 | 2-3 | 1 | 0 | 1 | 2 | 1 | 0 | 0 | 0 | 1 | 30 | |
| 11 | PERKINS, TONY | G | 4 | 2-6 | 0-0 | 0-0 | 1 | 2 | 3 | 2 | 0 | 0 | 0 | 0 | 10 | | |
| 15 | MURRAY, KEEGAN | F | 24 | 10-17 | 2-5 | 2-3 | 3 | 2 | 5 | 3 | 2 | 0 | 1 | 0 | 36 | | |
| 22 | MCCAFFERY, PATRICK | F | 7 | 2-8 | 0-1 | 3-5 | 4 | 1 | 5 | 0 | 3 | 2 | 0 | 1 | 19 | | |
| 02 | TOUSSAINT, JOE | G | 4 | 2-4 | 0-2 | 0-0 | 0 | 2 | 2 | 3 | 1 | 1 | 0 | 0 | 22 | | |
| 04 | ULIS, AHRON | G | 7 | 1-3 | 0-0 | 5-6 | 2 | 2 | 4 | 2 | 2 | 1 | 0 | 0 | 17 | | |
| 20 | SANDFORT, PAYTON | G | 0 | 0-0 | 0-0 | 0-0 | 0 | 0 | 0 | 0 | 0 | 1 | 0 | 0 | 1 | | |
| 24 | MURRAY, KRIS | F | 11 | 4-13 | 1-5 | 2-2 | 3 | 5 | 8 | 1 | 2 | 1 | 2 | 1 | 27 | | |
| 30 | MCCAFFERY, CONNOR | G | 3 | 1-1 | 1-1 | 0-0 | 1 | 2 | 3 | 3 | 2 | 0 | 0 | 0 | 21 | | |
| TEAM | | | | | | | 3 | 1 | 4 | 0 | | | | | | | |
| TOTALS | | | 75 | 27-64 | 6-21 | 15-21 | 20 | 20 | 40 | 20 | 12 | 8 | 3 | 3 | 199 | | |

| Shooting By Period | FG | FG% | 3FG | 3FG% | FT | FT% | Deadball Rebounds: 2.0 |
|--------------------|--------------|--------------|-------------|--------------|--------------|--------------|---|
| 1st Half | 15-36 | 42% | 3-10 | 30% | 6-9 | 67% | Last FG: 2nd-00:24 Largest lead: By 13 at Technical Fouls: None. |
| 2nd Half | 12-28 | 43% | 3-11 | 27% | 9-12 | 75% | |
| Game | 27-64 | 42.2% | 6-21 | 28.6% | 15-21 | 71.4% | |

Ohio State 62

| No. | Player | S | Pts | FG | 3FG | FT | OR | DR | TR | PF | A | TO | Blk | Stl | Min | + | - |
|---------------|----------------------|---|-----------|--------------|-------------|--------------|-----------|-----------|-----------|-----------|----------|-----------|----------|----------|------------|----|---|
| 02 | BROWN III, EUGENE | G | 2 | 0-2 | 0-1 | 2-2 | 0 | 0 | 0 | 0 | 0 | 2 | 0 | 0 | 0 | 19 | |
| 23 | BRANHAM, MALAKI | G | 22 | 8-13 | 1-2 | 3-4 | 3 | 5 | 8 | 3 | 0 | 3 | 0 | 2 | 35 | | |
| 25 | KEY, ZED | F | 6 | 1-1 | 0-0 | 4-6 | 1 | 4 | 5 | 3 | 0 | 1 | 1 | 0 | 18 | | |
| 32 | LIDDELL, E.J. | F | 15 | 6-13 | 1-2 | 2-5 | 3 | 5 | 8 | 3 | 1 | 3 | 5 | 1 | 35 | | |
| 55 | WHEELER, JAMARI | G | 3 | 1-6 | 0-2 | 1-2 | 0 | 2 | 2 | 4 | 3 | 0 | 0 | 0 | 3 | 27 | |
| 00 | JOHNSON JR., MEECHIE | G | 0 | 0-2 | 0-2 | 0-0 | 0 | 0 | 0 | 0 | 1 | 0 | 0 | 0 | 13 | | |
| 02 | RUSSELL, CEDRIC | G | 4 | 2-6 | 0-2 | 0-0 | 0 | 1 | 1 | 0 | 0 | 0 | 0 | 0 | 18 | | |
| 10 | AHRENS, JUSTIN | F | 0 | 0-0 | 0-0 | 0-0 | 0 | 1 | 1 | 0 | 0 | 0 | 0 | 0 | 10 | | |
| 25 | YOUNG, KYLE | F | 10 | 4-6 | 0-0 | 2-2 | 4 | 1 | 5 | 2 | 3 | 0 | 0 | 0 | 24 | | |
| 50 | BRUNK, JOEY | C | 0 | 0-0 | 0-0 | 0-0 | 0 | 0 | 0 | 0 | 1 | 0 | 0 | 0 | 2 | | |
| TEAM | | | | | | | 0 | 1 | 0 | 1 | 0 | | | | | | |
| TOTALS | | | 62 | 23-49 | 2-11 | 14-21 | 12 | 19 | 31 | 17 | 7 | 14 | 6 | 7 | 199 | | |

| Shooting By Period | FG | FG% | 3FG | 3FG% | FT | FT% | Deadball Rebounds: 2.0 |
|--------------------|--------------|--------------|-------------|--------------|--------------|--------------|---|
| 1st Half | 15-29 | 52% | 1-4 | 25% | 7-10 | 70% | Last FG: 2nd-02:40 Largest lead: By 11 at Technical Fouls: None. |
| 2nd Half | 8-20 | 40% | 1-7 | 14% | 7-11 | 64% | |
| Game | 23-49 | 46.9% | 2-11 | 18.2% | 14-21 | 66.7% | |

| Game Notes: | Score | 1st | 2nd | TOT | Points | IOWA | OSU |
|---|-------|-----|-----|-----|--------------|-------|-------|
| Officials: Rob Ryan, Bill Ek, Chris Beaver Attendance: 18876 | IOWA | 39 | 36 | 75 | In the Paint | 36 | 34 |
| Start Time: 07:37 PM Conference Game: | OSU | 38 | 24 | 62 | Off Turns | 16 | 10 |
| | | | | | 2nd Chance | 18 | 11 |
| | | | | | Fast Break | 6 | 3 |
| | | | | | Bench | 25 | 14 |
| | | | | | Per Poss | 1.250 | 1.051 |

Game 27 - #25 Iowa 86, Michigan State 60

Official Box Score
Michigan St. vs Iowa
Game Totals - Final Statistics
February 22, 2022 at Carver-Hawkeye Arena - Iowa City, Iowa



Michigan St. 60

| No. | Player | S | Pts | FG | 3FG | FT | OR | DR | TR | PF | A | TO | Blk | Stl | Min | + | - |
|-----|---------------------|---|-----|------|-----|-----|----|----|----|----|---|----|-----|-----|-----|-----|---|
| 05 | CHRISTIE, MAX | G | 5 | 2-11 | 1-4 | 0-0 | 1 | 1 | 2 | 0 | 1 | 1 | 0 | 0 | 24 | -21 | |
| 10 | HAUSER, JOEY | F | 2 | 1-2 | 0-1 | 0-0 | 0 | 2 | 2 | 3 | 0 | 1 | 0 | 1 | 17 | -16 | |
| 11 | HOGGARD, A.J. | G | 4 | 2-8 | 0-2 | 0-0 | 0 | 0 | 0 | 1 | 6 | 1 | 0 | 1 | 23 | -21 | |
| 30 | BINGHAM JR., MARCUS | F | 8 | 4-7 | 0-0 | 0-0 | 3 | 3 | 6 | 3 | 0 | 4 | 1 | 0 | 12 | -7 | |
| 44 | BROWN, GABE | F | 0 | 0-7 | 0-5 | 0-0 | 1 | 2 | 3 | 2 | 2 | 0 | | | | | |

Game 29 - #24 Iowa 82, Northwestern 61

Official Box Score
Northwestern vs Iowa
 Game Totals - Final Statistics
 February 28, 2022 at Carver-Hawkeye Arena - Iowa City, Iowa



Northwestern 61

| No. | Player | S | Pts | FG | 3FG | FT | OR | DR | TR | PF | A | TO | Bk | Stl | Min | ±: |
|---------------|--------------------|---|-----------|--------------|-------------|--------------|----------|-----------|-----------|-----------|-----------|-----------|----------|----------|------------|-----|
| 00 | BUJE, BOO | G | 0 | 0-2 | 0-1 | 0-2 | 0 | 0 | 0 | 0 | 0 | 0 | 0 | 0 | 6 | -3 |
| 01 | AUDIGE, CHASE | G | 7 | 2-7 | 1-4 | 2-2 | 0 | 5 | 5 | 1 | 3 | 2 | 0 | 1 | 26 | -21 |
| 05 | ROPER II, JULIAN | G | 2 | 1-3 | 0-2 | 0-0 | 0 | 0 | 0 | 2 | 1 | 0 | 0 | 0 | 10 | -9 |
| 22 | NANCE, PETE | F | 4 | 2-5 | 0-1 | 0-1 | 2 | 6 | 8 | 1 | 1 | 3 | 1 | 0 | 29 | -19 |
| 31 | BERAN, ROBBIE | F | 0 | 0-1 | 0-1 | 0-0 | 0 | 1 | 1 | 3 | 0 | 1 | 1 | 0 | 8 | -11 |
| 02 | GREER, RYAN | G | 3 | 1-4 | 1-2 | 0-0 | 1 | 1 | 2 | 1 | 2 | 3 | 0 | 1 | 15 | -7 |
| 03 | BERRY, TY | G | 19 | 5-11 | 5-10 | 4-4 | 0 | 3 | 3 | 2 | 2 | 0 | 1 | 2 | 31 | -17 |
| 13 | BARNHIZER, BROOKS | G | 7 | 2-7 | 1-4 | 2-2 | 0 | 2 | 2 | 3 | 3 | 2 | 0 | 1 | 21 | -10 |
| 14 | SIMMONS, CASEY | G | 4 | 2-5 | 0-0 | 0-0 | 0 | 0 | 0 | 3 | 0 | 1 | 0 | 1 | 11 | 4 |
| 15 | YOUNG, RYAN | C | 10 | 4-8 | 0-0 | 2-5 | 3 | 4 | 7 | 1 | 2 | 1 | 1 | 1 | 19 | -3 |
| 21 | WILLIAMS, ELYJAH | F | 4 | 2-3 | 0-0 | 0-0 | 0 | 1 | 1 | 3 | 0 | 0 | 0 | 0 | 17 | -10 |
| 34 | NICHOLSON, MATTHEW | C | 1 | 0-0 | 0-0 | 1-2 | 0 | 1 | 1 | 0 | 0 | 1 | 1 | 0 | 6 | 1 |
| TEAM | | | | | | | 1 | 4 | 5 | 0 | | | | | | |
| TOTALS | | | 61 | 21-56 | 8-25 | 11-18 | 7 | 28 | 35 | 20 | 13 | 15 | 5 | 7 | 200 | |

Shooting By Period

| Period | FG | FG% | 3FG | 3FG% | FT | FT% | Deadball Rebounds: 4.0 |
|-------------|--------------|--------------|-------------|--------------|--------------|--------------|---------------------------------|
| 1st Half | 6-27 | 22% | 2-11 | 18% | 3-6 | 50% | Last FG: 2nd-00:49 |
| 2nd Half | 15-29 | 52% | 6-14 | 43% | 8-12 | 67% | Biggest Run: 8-0 |
| Game | 21-56 | 37.5% | 8-25 | 32.0% | 11-18 | 61.1% | Largest lead: By 2 at 1st-19:44 |

Iowa 82

| No. | Player | S | Pts | FG | 3FG | FT | OR | DR | TR | PF | A | TO | Bk | Stl | Min | ±: |
|---------------|-------------------|---|-----------|--------------|--------------|--------------|-----------|-----------|-----------|-----------|-----------|-----------|----------|-----------|------------|----|
| 00 | REBRACA, FILIP | F | 1 | 0-4 | 0-0 | 1-2 | 4 | 1 | 5 | 1 | 1 | 0 | 1 | 0 | 18 | 19 |
| 03 | BOHANNON, JORDAN | G | 18 | 5-14 | 4-11 | 4-5 | 1 | 1 | 2 | 2 | 4 | 1 | 0 | 1 | 28 | 24 |
| 11 | PERKINS, TONY | G | 6 | 3-7 | 0-1 | 0-1 | 1 | 3 | 4 | 3 | 0 | 0 | 5 | 22 | 19 | |
| 15 | MURRAY, KEEGAN | F | 26 | 9-16 | 2-4 | 6-8 | 4 | 14 | 18 | 3 | 3 | 1 | 2 | 31 | 28 | |
| 30 | MCCAFFERY, CONNOR | G | 17 | 5-10 | 5-9 | 2-2 | 1 | 3 | 4 | 3 | 2 | 0 | 0 | 1 | 33 | 28 |
| 02 | TOUSSAINT, JOE | G | 4 | 2-4 | 0-1 | 0-0 | 1 | 1 | 2 | 0 | 4 | 2 | 0 | 1 | 19 | 6 |
| 04 | ULIS, AHRON | G | 0 | 0-1 | 0-0 | 0-0 | 1 | 3 | 4 | 0 | 1 | 0 | 0 | 0 | 11 | 3 |
| 13 | ASH, AUSTIN | G | 3 | 1-5 | 1-3 | 0-1 | 0 | 0 | 0 | 0 | 1 | 1 | 0 | 0 | 6 | -1 |
| 20 | SANDFORT, PAYTON | G | 4 | 1-4 | 0-3 | 2-2 | 2 | 2 | 4 | 1 | 0 | 1 | 0 | 0 | 14 | -1 |
| 23 | OGUNDELE, JOSH | C | 0 | 0-0 | 0-0 | 0-0 | 1 | 0 | 1 | 0 | 0 | 1 | 0 | 0 | 4 | -7 |
| 24 | MURRAY, KRIS | F | 3 | 1-3 | 1-2 | 0-0 | 0 | 2 | 2 | 4 | 0 | 2 | 0 | 0 | 10 | 1 |
| 25 | LAKETA, LUC | G | 0 | 0-1 | 0-1 | 0-0 | 0 | 0 | 0 | 1 | 0 | 0 | 0 | 0 | 3 | -7 |
| 44 | MULVEY, RILEY | C | 0 | 0-0 | 0-0 | 0-0 | 0 | 0 | 0 | 0 | 0 | 0 | 0 | 0 | 3 | -7 |
| TEAM | | | | | | | 3 | 1 | 4 | 0 | 2 | | | | | |
| TOTALS | | | 82 | 27-69 | 13-35 | 15-21 | 19 | 31 | 50 | 18 | 16 | 11 | 3 | 10 | 200 | |

Shooting By Period

| Period | FG | FG% | 3FG | 3FG% | FT | FT% | Deadball Rebounds: 1.0 |
|-------------|--------------|--------------|--------------|--------------|--------------|--------------|----------------------------------|
| 1st Half | 13-37 | 35% | 4-16 | 25% | 6-9 | 67% | Last FG: 2nd-03:16 |
| 2nd Half | 14-32 | 44% | 9-19 | 47% | 9-12 | 75% | Biggest Run: 9-0 |
| Game | 27-69 | 39.1% | 13-35 | 37.1% | 15-21 | 71.4% | Largest lead: By 30 at 2nd-03:16 |

Game Notes:

| Score | 1st | 2nd | TOT | Points | NWS | IOW |
|-------|-----|-----|-----------|--------------|-------|-------|
| NWS | 17 | 44 | 61 | In the Paint | 22 | 26 |
| IOW | 36 | 46 | 82 | Off Turns | 13 | 12 |
| | | | | 2nd Chance | 8 | 19 |
| | | | | Fast Break | 9 | 8 |
| | | | | Bench | 48 | 14 |
| | | | | Per Poss | 0.871 | 1.171 |
| | | | | | 27/0 | 36/0 |

Game 30 - #24 Iowa 82, Michigan 71

Official Box Score
Iowa vs Michigan
 Game Totals - Final Statistics
 March 03, 2022 at Crisler Center - Ann Arbor



Iowa 82

| No. | Player | S | Pts | FG | 3FG | FT | OR | DR | TR | PF | A | TO | Bk | Stl | Min | ±: |
|---------------|--------------------|---|-----------|--------------|--------------|--------------|----------|-----------|-----------|-----------|-----------|----------|----------|-----------|------------|-----|
| 00 | REBRACA, FILIP | F | 4 | 2-6 | 0-0 | 0-0 | 0 | 2 | 2 | 3 | 0 | 0 | 1 | 0 | 17 | 4 |
| 03 | BOHANNON, JORDAN | G | 19 | 5-8 | 5-7 | 4-4 | 0 | 0 | 0 | 1 | 1 | 3 | 0 | 1 | 33 | -16 |
| 11 | PERKINS, TONY | G | 13 | 5-10 | 1-1 | 2-2 | 2 | 2 | 4 | 1 | 1 | 1 | 1 | 0 | 27 | 16 |
| 15 | MURRAY, KEEGAN | F | 23 | 7-9 | 4-4 | 5-6 | 0 | 7 | 7 | 2 | 3 | 1 | 3 | 1 | 36 | 18 |
| 22 | MCCAFFERY, PATRICK | F | 4 | 2-6 | 0-2 | 0-0 | 0 | 4 | 4 | 1 | 1 | 0 | 1 | 0 | 18 | 15 |
| 02 | TOUSSAINT, JOE | G | 0 | 0-4 | 0-1 | 0-0 | 0 | 0 | 0 | 0 | 2 | 0 | 0 | 0 | 9 | -2 |
| 04 | ULIS, AHRON | G | 0 | 0-2 | 0-1 | 0-0 | 0 | 1 | 1 | 0 | 0 | 1 | 0 | 0 | 2 | -9 |
| 24 | MURRAY, KRIS | F | 19 | 9-11 | 1-2 | 0-0 | 3 | 3 | 6 | 3 | 1 | 2 | 1 | 1 | 26 | 0 |
| 30 | MCCAFFERY, CONNOR | G | 0 | 0-1 | 0-1 | 0-0 | 0 | 1 | 1 | 2 | 2 | 0 | 0 | 1 | 23 | -3 |
| TEAM | | | | | | | 2 | 2 | 4 | 0 | 1 | | | | | |
| TOTALS | | | 82 | 30-57 | 11-19 | 11-12 | 7 | 22 | 29 | 13 | 11 | 9 | 6 | 10 | 200 | |

Shooting By Period

| Period | FG | FG% | 3FG | 3FG% | FT | FT% | Deadball Rebounds: 2.0 |
|-------------|--------------|--------------|--------------|--------------|--------------|--------------|----------------------------------|
| 1st Half | 18-30 | 60% | 7-10 | 70% | 4-4 | 100% | Last FG: 2nd-00:49 |
| 2nd Half | 12-27 | 44% | 4-9 | 44% | 7-8 | 88% | Biggest Run: 7-0 |
| Game | 30-57 | 52.6% | 11-19 | 57.9% | 11-12 | 91.7% | Largest lead: By 19 at 2nd-11:14 |

Michigan 71

| No. | Player | S | Pts | FG | 3FG | FT | OR | DR | TR | PF | A | TO | Bk | Stl | Min | ±: |
|---------------|-----------------------|---|-----------|--------------|-------------|------------|-----------|-----------|-----------|-----------|-----------|-----------|----------|----------|------------|-----|
| 01 | DICKINSON, HUNTER | C | 21 | 9-13 | 0-1 | 3-5 | 3 | 8 | 11 | 2 | 4 | 3 | 4 | 0 | 33 | -8 |
| 12 | JONES, DEVANTE' | G | 10 | 4-7 | 2-5 | 0-0 | 0 | 1 | 1 | 2 | 6 | 3 | 0 | 0 | 33 | -10 |
| 14 | DIABATE, MOUSSA | F | 4 | 2-9 | 0-0 | 0-1 | 5 | 2 | 7 | 2 | 2 | 3 | 1 | 0 | 30 | -16 |
| 22 | HOUSTAN, CALEB | G | 11 | 4-12 | 2-6 | 1-2 | 1 | 2 | 3 | 1 | 2 | 1 | 2 | 1 | 38 | -10 |
| 55 | BROOKS, ELI | G | 17 | 7-11 | 3-7 | 0-0 | 0 | 3 | 3 | 1 | 2 | 1 | 0 | 1 | 40 | -13 |
| 02 | BUFKIN, KOBE | G | 0 | 0-2 | 0-0 | 0-0 | 0 | 1 | 1 | 1 | 0 | 0 | 0 | 0 | 5 | 4 |
| 05 | WILLIAMS II, TERRANCE | F | 4 | 2-2 | 0-0 | 0-0 | 0 | 1 | 1 | 2 | 0 | 1 | 0 | 0 | 10 | 5 |
| 10 | COLLINS, FRANKIE | G | 0 | 0-1 | 0-0 | 0-0 | 0 | 0 | 0 | 0 | 0 | 0 | 0 | 0 | 4 | -6 |
| 23 | JOHNS JR., BRANDON | F | 4 | 2-3 | 0-0 | 0-0 | 0 | 1 | 1 | 0 | 0 | 0 | 0 | 0 | 7 | -3 |
| 25 | HOWARD, JACE | G | 0 | 0-0 | 0-0 | 0-0 | 0 | 0 | 0 | 0 | 0 | 1 | 0 | 0 | 0 | 2 |
| TEAM | | | | | | | 3 | 0 | 3 | 0 | 0 | | | | | |
| TOTALS | | | 71 | 30-60 | 7-19 | 4-8 | 12 | 19 | 31 | 11 | 16 | 13 | 6 | 4 | 200 | |

Shooting By Period

| Period | FG | FG% | 3FG | 3FG% | FT | FT% | Deadball Rebounds: 0.0 |
|-------------|--------------|--------------|-------------|--------------|------------|--------------|-------------------------|
| 1st Half | 12-32 | 38% | 3-9 | 33% | 3-6 | 50% | Last FG: 2nd-00:08 |
| 2nd Half | 18-28 | 64% | 4-10 | 40% | 1-2 | 50% | Biggest Run: 7-0 |
| Game | 30-60 | 50.0% | 7-19 | 36.8% | 4-8 | 50.0% | Largest lead: By 0 at - |

Game Notes:

| Score | 1st | 2nd | TOT | Points | U-I | U-M |
|-------|-----|-----|-----------|--------------|-------|-------|
| NWS | 47 | 35 | 82 | In the Paint | 35 | 42 |
| IOW | 30 | 41 | 71 | Off Turns | 11 | 12 |
| | | | | 2nd Chance | 11 | 7 |
| | | | | Fast Break | 5 | 7 |
| | | | | Bench | 19 | 9 |
| | | | | Per Poss | 1.281 | 1.062 |
| | | | | | 35/64 | 32/65 |



2021-22 Iowa Men's Basketball Combined Team Statistics In Conference games

Game Records

| Record | Overall | Home | Away | Neutral |
|----------------|---------|------|------|---------|
| ALL GAMES | 12-7 | 7-3 | 5-4 | 0-0 |
| CONFERENCE | 12-7 | 7-3 | 5-4 | 0-0 |
| NON-CONFERENCE | 0-0 | 0-0 | 0-0 | 0-0 |

Score by Periods

| Team | 1st | 2nd | OT | TOT |
|-----------|-----|-----|----|------|
| Iowa | 725 | 774 | 20 | 1519 |
| Opponents | 660 | 696 | 24 | 1380 |

Team Box Score

| No. | Player | | | | Total | | 3-Point | | F-Throw | | Rebounds | | | | PF DQ A TO BLK STL PTS AVG | | | | | | | |
|------------------|--------------------|-----------|-------------|------|-----------------|-------------|----------------|-------------|----------------|-------------|------------|------------|------------|-------------|----------------------------|----------|------------|------------|-----------|------------|-------------|-------------|
| | | GP-GS | MIN | AVG | FG-FGA | FG% | 3FG-3FGA | 3FG% | FT-FTA | FT% | OFF | DEF | TOT | AVG | PF | DQ | A | TO | BLK | STL | PTS | AVG |
| 15 | MURRAY, Keegan | 18-18 | 595:17 | 33.1 | 153-279 | .548 | 35-81 | .432 | 70-107 | .654 | 48 | 103 | 151 | 8.4 | 37 | 0 | 22 | 19 | 37 | 22 | 411 | 22.8 |
| 3 | BOHANNON, Jordan | 19-19 | 546:28 | 28.8 | 55-155 | .355 | 45-125 | .360 | 48-56 | .857 | 4 | 24 | 28 | 1.5 | 24 | 0 | 36 | 18 | 0 | 15 | 203 | 10.7 |
| 24 | MURRAY, Kris | 19-1 | 354:29 | 18.7 | 73-151 | .483 | 23-65 | .354 | 29-40 | .725 | 26 | 54 | 80 | 4.2 | 54 | 2 | 22 | 16 | 18 | 16 | 198 | 10.4 |
| 22 | MCCAFFERY, Patrick | 18-18 | 460:49 | 25.6 | 68-174 | .391 | 19-60 | .317 | 25-40 | .625 | 20 | 55 | 75 | 4.2 | 17 | 0 | 27 | 9 | 9 | 11 | 180 | 10.0 |
| 11 | PERKINS, Tony | 19-9 | 312:09 | 16.4 | 49-108 | .454 | 6-20 | .300 | 18-21 | .857 | 15 | 25 | 40 | 2.1 | 30 | 0 | 20 | 15 | 1 | 16 | 122 | 6.4 |
| 0 | REBRACA, Filip | 19-19 | 421:48 | 22.2 | 47-96 | .490 | 0-4 | .000 | 18-26 | .692 | 39 | 60 | 99 | 5.2 | 48 | 1 | 13 | 16 | 11 | 9 | 112 | 5.9 |
| 2 | TOUSSAINT, Joe | 19-10 | 349:18 | 18.4 | 32-84 | .381 | 4-22 | .182 | 10-14 | .714 | 8 | 27 | 35 | 1.8 | 26 | 0 | 67 | 26 | 0 | 26 | 78 | 4.1 |
| 30 | MCCAFFERY, Connor | 17-1 | 290:26 | 17.1 | 18-46 | .391 | 18-43 | .419 | 7-9 | .778 | 9 | 28 | 37 | 2.2 | 35 | 1 | 24 | 6 | 0 | 13 | 61 | 3.6 |
| 4 | ULIS, Ahron | 19-0 | 273:40 | 14.4 | 19-62 | .306 | 3-7 | .429 | 24-31 | .774 | 14 | 27 | 41 | 2.2 | 21 | 0 | 34 | 12 | 0 | 9 | 65 | 3.4 |
| 20 | SANDFORT, Payton | 17-0 | 142:14 | 8.4 | 20-50 | .400 | 10-31 | .323 | 3-4 | .750 | 12 | 20 | 32 | 1.9 | 14 | 0 | 9 | 10 | 2 | 1 | 53 | 3.1 |
| 13 | ASH, Austin | 8-0 | 21:28 | 2.7 | 6-13 | .462 | 4-9 | .444 | 2-3 | .667 | 0 | 3 | 3 | 0.4 | 1 | 0 | 2 | 1 | 0 | 0 | 18 | 2.3 |
| 23 | OGUNDELE, Josh | 10-0 | 53:28 | 5.3 | 7-12 | .583 | 0-0 | .000 | 2-4 | .500 | 3 | 8 | 11 | 1.1 | 12 | 0 | 0 | 3 | 3 | 1 | 16 | 1.6 |
| 44 | MULVEY, Riley | 7-0 | 20:38 | 2.9 | 1-2 | .500 | 0-0 | .000 | 0-0 | .000 | 0 | 2 | 2 | 0.3 | 6 | 0 | 0 | 2 | 0 | 0 | 2 | 0.3 |
| 25 | LAKETA, Luc | 4-0 | 07:48 | 2.0 | 0-1 | .000 | 0-1 | .000 | 0-0 | .000 | 0 | 0 | 0 | 0.0 | 1 | 0 | 0 | 2 | 0 | 1 | 0 | 0.0 |
| Team | | | | | | | | | | | 25 | 29 | 54 | | | | | 11 | | | | |
| Total | | 19 | 3850 | | 548-1233 | .444 | 167-468 | .357 | 256-355 | .721 | 223 | 465 | 688 | 36.2 | 326 | 4 | 276 | 166 | 81 | 140 | 1519 | 79.9 |
| Opponents | | 19 | 3850 | | 500-1118 | .447 | 141-404 | .349 | 239-339 | .705 | 209 | 512 | 721 | 37.9 | 330 | 4 | 271 | 262 | 63 | 104 | 1380 | 72.6 |

Team Statistics

| | IOWA | OPP |
|------------------------|-----------------|-----------------|
| Scoring | 1519 | 1380 |
| Points per game | 79.9 | 72.6 |
| Scoring margin | +7.3 | - |
| Field goals-att | 548-1233 | 500-1118 |
| Field goal pct | .444 | .447 |
| 3 point fg-att | 167-468 | 141-404 |
| 3-point FG pct | .357 | .349 |
| 3-pt FG made per game | 8.8 | 7.4 |
| Free throws-att | 256-355 | 239-339 |
| Free throw pct | .721 | .705 |
| F-Throws made per game | 13.5 | 12.6 |
| Rebounds | 688 | 721 |
| Rebounds per game | 36.2 | 37.9 |
| Rebounding margin | -1.7 | - |
| Assists | 276 | 271 |
| Assists per game | 14.5 | 14.3 |
| Turnovers | 166 | 262 |
| Turnovers per game | 8.7 | 13.8 |
| Turnover margin | +5.1 | - |
| Assist/turnover ratio | 1.7 | 1.0 |
| Steals | 140 | 104 |
| Steals per game | 7.4 | 5.5 |
| Blocks | 81 | 63 |
| Blocks per game | 4.3 | 3.3 |
| Winning streak | 5 | - |
| Home win streak | 2 | - |
| Attendance | 130667 | 114110 |
| Home games-Avg/Game | 10-13067 | 9-12679 |
| Neutral site-Avg/Game | - | 0-0 |

Team Results

| Date | Opponent | Score | Att. |
|------------|--------------|------------|-------|
| 12/03/2021 | at Purdue | L 70-77 | 14804 |
| 12/06/2021 | Illinois | L 83-87 | 12072 |
| 01/03/2022 | Maryland | W 80-75 | 10327 |
| 01/06/2022 | at Wisconsin | L 78-87 | 15212 |
| 01/13/2022 | Indiana | W 83-74 | 11246 |
| 01/16/2022 | at Minnesota | W 81-71 | 10925 |
| 01/19/2022 | at Rutgers | L 46-48 | 8000 |
| 01/22/2022 | Penn St. | W 68-51 | 15056 |
| 01/27/2022 | Purdue | L 73-83 | 12723 |
| 01/31/2022 | at Penn St. | Lot2 86-90 | 7977 |
| 02/06/2022 | Minnesota | W 71-59 | 14558 |
| 02/10/2022 | at Maryland | W 110-87 | 12649 |
| 02/13/2022 | Nebraska | W 98-75 | 13772 |
| 02/17/2022 | Michigan | L 79-84 | 13048 |
| 02/19/2022 | at Ohio St. | W 75-62 | 15876 |
| 02/22/2022 | Michigan St. | W 86-60 | 14634 |
| 02/25/2022 | at Nebraska | W 88-78 | 15960 |
| 02/28/2022 | Northwestern | W 82-61 | 13231 |
| 03/03/2022 | at Michigan | W 82-71 | 12707 |



2021-22 Iowa Men's Basketball Combined Team Statistics All games

Game Records

| Record | Overall | Home | Away | Neutral |
|----------------|---------|------|------|---------|
| ALL GAMES | 22-8 | 15-3 | 6-5 | 1-0 |
| CONFERENCE | 12-7 | 7-3 | 5-4 | 0-0 |
| NON-CONFERENCE | 10-1 | 8-0 | 1-1 | 1-0 |

Score by Periods

| Team | 1st | 2nd | OT | TOT |
|-----------|------|------|----|------|
| Iowa | 1228 | 1261 | 20 | 2509 |
| Opponents | 1006 | 1098 | 24 | 2128 |

Team Box Score


| No. | Player | Total | | | 3-Point | | | F-Throw | | Rebounds | | | | Other | | | | PTS | AVG | | | |
|------------------|--------------------|-----------|-------------|------|-----------------|-------------|----------------|-------------|----------------|-------------|------------|------------|-------------|-------------|------------|----------|------------|------------|------------|------------|-------------|-------------|
| | | GP-GS | MIN | AVG | FG-FGA | FG% | 3FG-3FGA | 3FG% | FT-FTA | FT% | OFF | DEF | TOT | AVG | PF | DQ | A | | | TO | BLK | STL |
| 15 | MURRAY, Keegan | 29-29 | 904:42 | 31.2 | 254-449 | .566 | 50-130 | .385 | 118-163 | .724 | 83 | 164 | 247 | 8.5 | 54 | 0 | 39 | 31 | 59 | 38 | 676 | 23.3 |
| 3 | BOHANNON, Jordan | 30-30 | 808:35 | 27.0 | 95-248 | .383 | 76-199 | .382 | 71-80 | .888 | 5 | 35 | 40 | 1.3 | 39 | 0 | 53 | 23 | 0 | 22 | 337 | 11.2 |
| 22 | MCCAFFERY, Patrick | 27-27 | 668:46 | 24.8 | 104-253 | .411 | 27-86 | .314 | 48-65 | .738 | 23 | 80 | 103 | 3.8 | 19 | 0 | 45 | 18 | 13 | 18 | 283 | 10.5 |
| 24 | MURRAY, Kris | 29-1 | 519:51 | 17.9 | 110-223 | .493 | 37-92 | .402 | 39-58 | .672 | 50 | 81 | 131 | 4.5 | 72 | 2 | 32 | 22 | 29 | 24 | 296 | 10.2 |
| 11 | PERKINS, Tony | 30-9 | 505:13 | 16.8 | 76-173 | .439 | 11-38 | .289 | 40-45 | .889 | 22 | 41 | 63 | 2.1 | 48 | 0 | 35 | 24 | 3 | 29 | 203 | 6.8 |
| 0 | REBRACA, Filip | 30-30 | 643:28 | 21.4 | 73-140 | .521 | 1-6 | .167 | 32-52 | .615 | 57 | 112 | 169 | 5.6 | 67 | 1 | 19 | 28 | 19 | 11 | 179 | 6.0 |
| 20 | SANDFORT, Payton | 28-0 | 286:51 | 10.2 | 47-119 | .395 | 27-79 | .342 | 13-14 | .929 | 21 | 31 | 52 | 1.9 | 25 | 0 | 18 | 14 | 4 | 4 | 134 | 4.8 |
| 2 | TOUSSAINT, Joe | 30-21 | 545:13 | 18.2 | 53-124 | .427 | 7-28 | .250 | 20-25 | .800 | 14 | 42 | 56 | 1.9 | 42 | 0 | 105 | 41 | 0 | 41 | 133 | 4.4 |
| 4 | ULIS, Ahron | 30-0 | 454:56 | 15.2 | 32-95 | .337 | 4-12 | .333 | 38-48 | .792 | 18 | 48 | 66 | 2.2 | 37 | 0 | 69 | 27 | 0 | 18 | 106 | 3.5 |
| 13 | ASH, Austin | 17-0 | 72:05 | 4.2 | 16-38 | .421 | 7-25 | .280 | 8-11 | .727 | 3 | 5 | 8 | 0.5 | 5 | 0 | 8 | 5 | 0 | 0 | 47 | 2.8 |
| 30 | MCCAFFERY, Connor | 28-3 | 463:34 | 16.6 | 21-57 | .368 | 20-52 | .385 | 12-17 | .706 | 17 | 54 | 71 | 2.5 | 46 | 1 | 49 | 10 | 0 | 17 | 74 | 2.6 |
| 23 | OGUNDELE, Josh | 17-0 | 77:14 | 4.5 | 9-16 | .563 | 0-0 | .000 | 3-7 | .429 | 5 | 14 | 19 | 1.1 | 15 | 0 | 0 | 6 | 5 | 3 | 21 | 1.2 |
| 44 | MULVEY, Riley | 15-0 | 69:26 | 4.6 | 5-9 | .556 | 0-0 | .000 | 4-4 | 1.000 | 4 | 11 | 15 | 1.0 | 11 | 0 | 2 | 4 | 2 | 0 | 14 | 0.9 |
| 25 | LAKETA, Luc | 11-0 | 30:06 | 2.7 | 2-5 | .400 | 2-4 | .500 | 0-0 | .000 | 1 | 0 | 1 | 0.1 | 1 | 0 | 1 | 3 | 0 | 2 | 6 | 0.5 |
| Team | | | | | | | | | | | 38 | 47 | 85 | | | | | 12 | | | | |
| Total | | 30 | 6050 | | 897-1949 | .460 | 269-751 | .358 | 446-589 | .757 | 361 | 765 | 1126 | 37.5 | 481 | 4 | 475 | 268 | 134 | 227 | 2509 | 83.6 |
| Opponents | | 30 | 6050 | | 784-1796 | .437 | 221-668 | .331 | 339-481 | .705 | 322 | 764 | 1086 | 36.2 | 537 | 7 | 423 | 426 | 83 | 159 | 2128 | 70.9 |

Team Statistics

| | IOWA | OPP |
|------------------------|-----------------|-----------------|
| Scoring | 2509 | 2128 |
| Points per game | 83.6 | 70.9 |
| Scoring margin | +12.7 | - |
| Field goals-att | 897-1949 | 784-1796 |
| Field goal pct | .460 | .437 |
| 3 point fg-att | 269-751 | 221-668 |
| 3-point FG pct | .358 | .331 |
| 3-pt FG made per game | 9.0 | 7.4 |
| Free throws-att | 446-589 | 339-481 |
| Free throw pct | .757 | .705 |
| F-Throws made per game | 14.9 | 11.3 |
| Rebounds | 1126 | 1086 |
| Rebounds per game | 37.5 | 36.2 |
| Rebounding margin | +1.3 | - |
| Assists | 475 | 423 |
| Assists per game | 15.8 | 14.1 |
| Turnovers | 268 | 426 |
| Turnovers per game | 8.9 | 14.2 |
| Turnover margin | +5.3 | - |
| Assist/turnover ratio | 1.8 | 1.0 |
| Steals | 227 | 159 |
| Steals per game | 7.6 | 5.3 |
| Blocks | 134 | 83 |
| Blocks per game | 4.5 | 2.8 |
| Winning streak | 5 | - |
| Home win streak | 2 | - |
| Attendance | 217895 | 141919 |
| Home games-Avg/Game | 18-12105 | 11-12902 |
| Neutral site-Avg/Game | - | 1-3250 |

Team Results

| Date | Opponent | Score | Att. |
|------------|------------------|------------|-------|
| 11/09/2021 | Longwood | W 106-73 | 9259 |
| 11/12/2021 | Kansas City | W 89-57 | 11133 |
| 11/16/2021 | N.C. Central | W 86-69 | 9132 |
| 11/18/2021 | Alabama St. | W 108-82 | 9957 |
| 11/22/2021 | Western Mich. | W 109-61 | 10044 |
| 11/26/2021 | Portland St. | W 85-51 | 11756 |
| 11/29/2021 | at Virginia | W 75-74 | 13542 |
| 12/03/2021 | at Purdue | L 70-77 | 14804 |
| 12/06/2021 | Illinois | L 83-87 | 12072 |
| 12/09/2021 | at Iowa St. | L 53-73 | 14267 |
| 12/18/2021 | vs Utah St. | W 94-75 | 3250 |
| 12/21/2021 | Southeastern La. | W 93-62 | 10891 |
| 12/29/2021 | Western Ill. | W 92-71 | 15056 |
| 01/03/2022 | Maryland | W 80-75 | 10327 |
| 01/06/2022 | at Wisconsin | L 78-87 | 15212 |
| 01/13/2022 | Indiana | W 83-74 | 11246 |
| 01/16/2022 | at Minnesota | W 81-71 | 10925 |
| 01/19/2022 | at Rutgers | L 46-48 | 8000 |
| 01/22/2022 | Penn St. | W 68-51 | 15056 |
| 01/27/2022 | Purdue | L 73-83 | 12723 |
| 01/31/2022 | at Penn St. | Lot2 86-90 | 7977 |
| 02/06/2022 | Minnesota | W 71-59 | 14558 |
| 02/10/2022 | at Maryland | W 110-87 | 12649 |
| 02/13/2022 | Nebraska | W 98-75 | 13772 |
| 02/17/2022 | Michigan | L 79-84 | 13048 |
| 02/19/2022 | at Ohio St. | W 75-62 | 15876 |
| 02/22/2022 | Michigan St. | W 86-60 | 14634 |
| 02/25/2022 | at Nebraska | W 88-78 | 15960 |
| 02/28/2022 | Northwestern | W 82-61 | 13231 |
| 03/03/2022 | at Michigan | W 82-71 | 12707 |



0

Filip Rebraca • F

| | MIN | PTS | REB | BLK | AST | FG% | FT% |
|---------|------|------|-----|-----|-----|------|------|
| SEASON | 21.4 | 6.0 | 5.6 | 0.6 | 0.6 | .521 | .615 |
| BIG TEN | 22.2 | 5.9 | 5.2 | 0.6 | 0.7 | .490 | .629 |
| CAREER | 26.8 | 11.2 | 7.0 | 0.8 | 1.0 | .537 | .627 |

6-9 • 230 • Sr. • Somber, Serbia

- 5.6 rebounding average ranks second on team
- 12 points, 6 rebounds, and 3 assists vs. Michigan (2/17/22)
- Transfer from University of North Dakota
- Reached double figures 27 times last season
- Named 2021 All-Summit League Honorable Mention



2

Joe Toussaint • G

| | MIN | PTS | REB | AST | STL | FG% | FT% |
|---------|------|-----|-----|-----|-----|------|------|
| SEASON | 18.5 | 4.4 | 1.9 | 3.5 | 1.4 | .427 | .800 |
| BIG TEN | 18.4 | 4.1 | 1.8 | 3.5 | 1.4 | .381 | .714 |
| CAREER | 15.7 | 4.9 | 1.7 | 2.9 | 1.1 | .404 | .756 |

6-0 • 190 • Jr. • Bronx, N.Y.

- Leads Iowa in assists (3.5) and steals (1.4) per game; scoring average up from 3.7 ppg last season
- 2.56 assist-to-turnover ratio ranks 25th nationally
- 10 points including game-winner with 8 seconds remaining at Virginia; scored double figures twice this season



3

Jordan Bohannon • G

| | MIN | PTS | REB | AST | STL | FG% | FT% |
|---------|------|------|-----|-----|-----|------|------|
| SEASON | 27.0 | 11.2 | 1.3 | 1.8 | 0.7 | .383 | .888 |
| BIG TEN | 28.8 | 10.7 | 1.5 | 1.9 | 0.8 | .355 | .857 |
| CAREER | 29.5 | 11.4 | 2.2 | 4.0 | 0.7 | .388 | .887 |

6-1 • 175 • Sixth Year Sr. • Marion, Iowa

- Only player in NCAA history with five seasons of 75+ 3-pters
- 6th in NCAA history with 440 career 3-pt FGs
- School-record 10 3-pters at Maryland, 1 shy of B1G record
- School record holder in career 3-pointers made (440), games played (173), assists (692), and FT% (.887, 361-407)



4

Ahron Ulis • G

| | MIN | PTS | REB | AST | STL | FG% | FT% |
|---------|------|-----|-----|-----|-----|------|------|
| SEASON | 15.2 | 3.5 | 2.2 | 2.3 | 0.6 | .337 | .792 |
| BIG TEN | 14.4 | 3.4 | 2.2 | 1.8 | 0.5 | .306 | .774 |
| CAREER | 12.2 | 2.9 | 1.7 | 1.9 | 0.4 | .336 | .824 |

6-3 • 195 • So. • Chicago, Ill.

- 11 points, 7 assists, 3 steals versus Illinois (12/6/22)
- Second on the team in assists per game (2.4) behind Joe Toussaint
- 2.6 assist-to-turnover ratio
- 38-of-48 (.792) on free throw attempts this season



11

Tony Perkins • G

| | MIN | PTS | REB | AST | STL | FG% | FT% |
|---------|------|-----|-----|-----|-----|------|------|
| SEASON | 16.8 | 6.8 | 2.1 | 1.2 | 1.0 | .439 | .889 |
| BIG TEN | 16.4 | 6.4 | 2.1 | 1.1 | 0.8 | .454 | .857 |
| CAREER | 12.1 | 4.5 | 1.7 | 0.9 | 0.6 | .442 | .783 |

6-4 • 205 • So. • Indianapolis, Ind.

- Career-high 20 points at Nebraska (2/25/22)
- Netted double-digits 7x this season; 13 points at Michigan (3/3/22) and 16 points vs. Illinois (12/6/21)
- 40-of-45 (.889) from the free throw line this season
- Averaging 6.8 ppg, up 5.2 points from 1.6 ppg as a freshman




15

Keegan Murray • F

| | MIN | PTS | REB | AST | BLK | FG% | FT% |
|---------|------|------|-----|-----|-----|------|------|
| SEASON | 31.2 | 23.3 | 8.5 | 1.3 | 2.0 | .556 | .724 |
| BIG TEN | 33.1 | 22.8 | 8.5 | 1.0 | 2.0 | .548 | .654 |
| CAREER | 24.3 | 15.0 | 6.8 | 0.9 | 1.6 | .550 | .731 |

6-8 • 225 • So. • Cedar Rapids, Iowa

- 5x Big Ten P.O.W. (Nov. 22; Dec. 20; Jan. 3, Feb. 14, Feb. 28)
- 4th in NCAA in scoring (23.3); Wooden Award & Lute Olson Award Late-Season List; Karl Malone Award Finalist
- Only player nationally averaging 23+ points & 8+ rebounds; scored 25 points NCAA-best 13X and has 8 double-doubles



20

Payton Sandfort • G

| | MIN | PTS | REB | AST | STL | FG% | FT% |
|---------|------|-----|-----|-----|-----|------|------|
| SEASON | 10.2 | 4.8 | 1.9 | 0.6 | 0.1 | .395 | .929 |
| BIG TEN | 8.4 | 3.1 | 1.9 | 0.5 | 0.1 | .400 | .750 |
| CAREER | 10.2 | 4.8 | 1.9 | 0.6 | 0.1 | .395 | .929 |

6-7 • 215 • Fr. • Waukee, Iowa

- Scored double figures four times this season
- 21 points and five 3-pointers vs. Alabama State (Nov. 18)
- 19 points and five 3-pointers vs. Western Michigan (Nov. 22)
- Tied for fourth on the team in 3-pointers made (27) on 79 attempts (.342); shooting 13-of-14 (.929) on free throws



22

Patrick McCaffery • F

| | MIN | PTS | REB | AST | STL | FG% | FT% |
|---------|------|------|-----|-----|-----|------|------|
| SEASON | 24.8 | 10.5 | 3.8 | 1.7 | 0.7 | .411 | .738 |
| BIG TEN | 25.6 | 10.0 | 4.2 | 1.5 | 0.6 | .391 | .625 |
| CAREER | 19.2 | 7.5 | 3.2 | 1.2 | 0.5 | .418 | .726 |

6-9 • 200 • RS So. • Iowa City, Iowa

- Season-high 18 pts and 7 rbs vs. Minnesota (2/6/22); last-second block sealed the Iowa victory at Virginia
- Scored double figures 18 times this season
- 10.5 ppg ranks 3rd on the team behind Bohannon, Murray
- DNP vs. Northwestern (HIP)



23

Josh Ogundele • C

| | MIN | PTS | REB | AST | BLK | FG% | FT% |
|---------|-----|-----|-----|-----|-----|------|------|
| SEASON | 4.5 | 1.2 | 1.1 | 0.0 | 0.3 | .563 | .429 |
| BIG TEN | 5.3 | 1.6 | 1.1 | 0.0 | 0.3 | .583 | .500 |
| CAREER | 3.8 | 1.1 | 1.1 | 0.0 | 0.2 | .545 | .364 |

6-11 • 265 • So. • Worcester, Mass.

- Personal-best 7 points and 5 rebounds at #2 Purdue
- Has seen action in 17 games this season
- Second London native to be recruited by Fran McCaffery (Gabe Olaseni, 2012-15); moved to U.S. at 16 years old
- Played a season-high 16 minutes at Purdue



24

Kris Murray • F

| | MIN | PTS | REB | BLK | AST | FG% | FT% |
|---------|------|------|-----|-----|-----|------|------|
| SEASON | 17.9 | 10.2 | 4.5 | 1.0 | 1.1 | .493 | .672 |
| BIG TEN | 18.7 | 10.4 | 4.2 | 1.0 | 1.4 | .483 | .725 |
| CAREER | 13.4 | 7.2 | 3.3 | 0.7 | 0.8 | .479 | .683 |

6-8 • 225 • So. • Cedar Rapids, Iowa

- Netted double digits 4 of last 5 games, including 19 at Mich.
- Dominant 29 pts, 11 rbs, 3 stls, and 3 blks vs. Indiana
- .402 (37-of-92) 3-pt FG%; has scored in double figures 14x
- Named after dad's former teammate Chris Street, who died in an auto accident midway through his junior season (1993)



30

Connor McCaffery • G/F

| | MIN | PTS | REB | AST | STL | FG% | FT% |
|---------|------|-----|-----|-----|-----|------|------|
| SEASON | 16.6 | 2.6 | 2.5 | 1.8 | 0.6 | .368 | .706 |
| BIG TEN | 17.1 | 3.6 | 2.2 | 1.4 | 0.8 | .391 | .788 |
| CAREER | 21.8 | 4.1 | 2.7 | 3.1 | 0.8 | .348 | .735 |

6-5 • 220 • RS Sr. • Iowa City, Iowa

- Season-high 17 pts vs Northwestern (2/28/22), 11 pts vs Nebraska; 11-of-16 on 3-point attempts over last 5 games
- 4.9 assist-to-turnover ratio (49 assists; 10 turns) this year ranks second in NCAA; Iowa leads the country in A/TO (1.8)
- 112 assists in 2021; 11th most by a JR in program history



44

Riley Mulvey • C

| | MIN | PTS | REB | AST | BLK | FG% | FT% |
|---------|-----|-----|-----|-----|-----|------|-------|
| SEASON | 4.6 | 0.9 | 1.0 | 0.1 | 0.1 | .556 | 1.000 |
| BIG TEN | 2.9 | 0.3 | 0.3 | 0.0 | 0.0 | .500 | --- |
| CAREER | 4.6 | 0.9 | 1.0 | 0.1 | 0.1 | .556 | 1.000 |

6-11 • 245 • Fr. • Rotterdam, New York

- Netted a personal-best 8 points vs. Western Michigan
- 2 points and one rebound in 5 minutes of action at Wisconsin; last saw action versus Northwestern (2/28/22)
- Second-ranked 2022 junior in Connecticut before reclassifying and ranked as the No. 5 player in 2021