



IOWA HAWKEYES

22-9 Overall, 12-8 Big Ten

3 FINAL FOURS | 8 BIG TEN CHAMPIONSHIPS | 2 BIG TEN TOURNAMENT TITLES | 27 NCAA TOURNAMENTS

#24 IOWA (22-9, 12-8) vs. NEBRASKA/NORTHWESTERN March 10, 2022 // Indianapolis, Indiana // Gainbridge Fieldhouse // 1 p.m. CT

IOWA HAWKEYES (Previous Game Starters)

| Pos. | No. | Name | Ht. | Wt. | Yr. | Hometown | Statistical Summary |
|------|-----|------------------|-----|-----|--------|--------------------|----------------------------|
| G | 11 | Tony Perkins | 6-4 | 205 | So. | Indianapolis, Ind. | 7.1 ppg, 2.4 rpg, 1.3 apg |
| G | 3 | Jordan Bohannon | 6-1 | 175 | RS-Sr. | Marion, Iowa | 10.9 ppg, 1.3 rpg, 1.7 apg |
| G/F | 30 | Connor McCaffery | 6-5 | 220 | RS-Sr. | Iowa City, Iowa | 2.6 ppg, 2.5 rpg, 1.7 apg |
| F | 15 | Keegan Murray | 6-8 | 225 | So. | Cedar Rapids, Iowa | 23.3 ppg, 8.6 rpg, 2.1 bpg |
| F | 0 | Filip Rebraca | 6-9 | 230 | Sr. | Sombor, Serbia | 6.0 ppg, 5.5 rpg, 0.6 bpg |

Head Coach: Fran McCaffery (Penn, 1979); 12th Season at Iowa (238-161); 24th Season Overall (489-338)

BIG TEN TOURNAMENT SECOND ROUND STORYLINES

- Thursday will be Fran McCaffery's 400th game as head coach of the Hawkeyes. He enters the Big Ten Tournament with a 238-161 (.596) record in 12 seasons at Iowa.
- Iowa has been a top five seed in the last three Big Ten Tournaments (2020, 2021, 2022).
- Iowa posted its ninth upper division Big Ten finish in the last 10 seasons. Furthermore, the Hawkeyes have finished fifth place or better in the Big Ten regular season standings six of the last eight years.
- The Hawkeyes won six true road games, including four of their last five (Maryland; Ohio State; Nebraska; Michigan).
- The Hawkeyes have won eight of their last 10 games. Iowa went 7-1 during the month of February, its most wins in February since winning all eight February contests in 1981.
- All-American Keegan Murray is the only player nationally to average 23+ points, 8+ rebounds, and 2+ blocks this season and one of three players from a major conference with those averages over the last decade.
- The Hawkeyes notched at least one victory over Michigan, Michigan State, Ohio State, and Indiana for the first time in the same season since 2006.
- Iowa has posted eight 20-win seasons under Coach McCaffery, including four straight.
- Over the last three games, Keegan Murray has moved from 11th to fourth on Iowa's single season scoring list with 698 points. He is one point from third-place John Johnson (699).
- Nineteen of Iowa's 22 wins have come by 10+ points, including 11 by 20 points or more.
- Iowa is 8-2 since shifting Jordan Bohannon from off guard to point guard. Bohannon has netted 1,975 career points, 25 points from point No. 2,000.
- Connor McCaffery has been white-hot shooting from 3-point range as of late, making 11-of-17 (.647) from long distance over the last six contests.
- The Hawkeyes are tops in the country in assist-to-turnover ratio (1.76); second in fewest turnovers per game (9.0); and fourth in turnover margin (5.2).
- Iowa ranks No. 15 in the NCAA NET. The Hawkeyes have two Quad 2 and six Quad 2 wins on their resume. Five of Iowa's nine losses are by a five-point margin or less, all in conference play.
- Keegan Murray is fourth in the country in points per game (23.3); 29th in field goal percentage (.554); 39th in blocks per contest (2.1); and 46th in double-doubles (9). Murray is a Sporting News First Team All-American, six-time Big Ten Player of the Week honoree and is on the Wooden Award National Ballot, Naismith Trophy Midseason Team, Lute Olson National Player of the Year Watch List, and Karl Malone Award Finalist.
- Iowa leads the Big Ten and is fifth nationally in scoring offense (83.3). The Hawkeyes have led the Big Ten in scoring four of the last eight seasons, including the last three.
- Fran McCaffery has coached a first-team All-Big Ten honoree seven of the last nine years. He has guided Iowa to 20+ wins eight of the last 10 seasons.

MULTIMEDIA GAME INFORMATION

TELEVISION

- **BIG TEN NETWORK**
- FOX SPORTS APP
Kevin Kugler (PxP)
Stephen Bardo (analyst)

RADIO

- **Hawkeye Radio Network**
- **XM 84 | SXM App 84**
Gary Dolphin (PxP)
Bob Hansen (analyst)

LIVE STATISTICS

- **StatBroadcast**
hawkeyesports.com

2021-22 SCHEDULE/RESULTS

| Date | Opponent (TV) | Time |
|----------|--------------------------|-----------------|
| Nov. 9 | Longwood | W, 106-73 |
| Nov. 12 | Kansas City | W, 89-57 |
| Nov. 16 | N.C. Central | W, 86-69 |
| Nov. 18 | Alabama State | W, 108-82 |
| Nov. 22 | Western Michigan | W, 109-61 |
| Nov. 26 | Portland State | W, 85-51 |
| Nov. 29 | at Virginia % | W, 75-74 |
| Dec. 3 | at #2 Purdue | L, 70-77 |
| Dec. 6 | Illinois | L, 83-87 |
| Dec. 9 | at #17 Iowa State + | L, 53-73 |
| Dec. 18 | vs. Utah State ^ | W, 94-75 |
| Dec. 21 | Southeastern Louisiana | W, 93-62 |
| Dec. 29 | Western Illinois | W, 92-71 |
| Jan. 3 | Maryland | W, 80-75 |
| Jan. 6 | at #23 Wisconsin | L, 78-87 |
| Jan. 13 | Indiana | W, 83-74 |
| Jan. 16 | at Minnesota | W, 81-71 |
| Jan. 19 | at Rutgers | L, 46-48 |
| Jan. 22 | Penn State | W, 68-51 |
| Jan. 27 | #6 Purdue | L, 73-83 |
| Jan. 31 | at Penn State | L, 86-90 (2 OT) |
| Feb. 6 | Minnesota | W, 71-57 |
| Feb. 10 | at Maryland | W, 110-87 |
| Feb. 13 | Nebraska | W, 98-75 |
| Feb. 17 | Michigan | L, 79-84 |
| Feb. 19 | at #18 Ohio State | W, 75-62 |
| Feb. 22 | Michigan State | W, 86-60 |
| Feb. 25 | at Nebraska | W, 88-78 |
| Feb. 28 | Northwestern | W, 82-61 |
| March 3 | at Michigan | W, 82-71 |
| March 6 | at #20 Illinois | L, 72-74 |
| March 10 | vs. Nebraska/N'western * | 1 p.m. |

all times listed are central

- ^ -- played at Sioux Falls, South Dakota
- % -- Big Ten/ACC Men's Basketball Challenge
- + -- Iowa Corn Cy-Hawk Series
- * -- Big Ten Tournament - Indianapolis

PRONUNCIATION GUIDE

| | |
|---------------|-----------------|
| Luc Laketa | LUKE Luh-KET-uh |
| Josh Ogundele | Oh-GOON-duh-lay |
| Filip Rebraca | Reh-BRAH-chuh |
| Kirk Speraw | SPEAR-awe |
| Joe Toussaint | two-SAHNT |
| Ahron Ulis | YOU-liss |

UI IN THE RANKINGS

| | |
|----------|----|
| NCAA NET | 15 |
| KenPom | 14 |
| Sagarin | 15 |
| BPI | 14 |

INSIDE THE NUMBERS

| | IOWA | OPP |
|--------------------|-------|-------|
| Scoring Average | 83.3 | 71.0 |
| Scoring Defense | 71.0 | 83.3 |
| Scoring Margin | +12.2 | -12.2 |
| FG% | .459 | .436 |
| FG% Defense | .436 | .459 |
| FT% | .746 | .707 |
| 3-PT FG% | .359 | .332 |
| 3-PT FG% Defense | .332 | .359 |
| Rebound Margin | +1.2 | -1.2 |
| Assists Per Game | 15.7 | 14.2 |
| Turnovers Per Game | 9.0 | 14.1 |
| Steals Per Game | 7.5 | 5.2 |
| Blocks Per Game | 4.5 | 2.8 |

MISCELLANEOUS STATS

| Double-Figure Scoring Games... | | | | | | |
|--------------------------------|-------|-------|-------|-------|-------|--------|
| Player | 16-18 | 18-19 | 19-20 | 20-21 | 21-22 | Career |
| Jordan Bohannon | 39 | 20 | 4 | 15 | 19 | 97 |
| Filip Rebraca | --- | 9 | 26 | 25 | 4 | 64 |
| Keegan Murray | --- | --- | --- | 8 | 29 | 37 |
| Patrick McCaffery | --- | --- | --- | 6 | 18 | 24 |
| Kris Murray | --- | --- | --- | --- | 16 | 16 |
| Connor McCaffery | --- | 3 | 6 | 2 | 3 | 14 |
| Joe Toussaint | --- | --- | 8 | 2 | 2 | 12 |
| Tony Perkins | --- | --- | --- | --- | 8 | 8 |
| Payton Sandfort | --- | --- | --- | --- | 5 | 5 |
| Ahron Ulis | --- | --- | --- | --- | 2 | 2 |

| 20-Point Scoring Games... | | | | | | |
|---------------------------|-------|-------|-------|-------|-------|--------|
| Player | 16-18 | 18-19 | 19-20 | 20-21 | 21-22 | Career |
| Jordan Bohannon | 13 | 3 | 1 | 4 | 2 | 23 |
| Keegan Murray | --- | --- | --- | --- | 2 | 2 |
| Kris Murray | --- | --- | --- | --- | 2 | 2 |
| Payton Sandfort | --- | --- | --- | --- | 1 | 1 |
| Tony Perkins | --- | --- | --- | --- | 1 | 1 |

| Double-Figure Rebounding Games... | | | | | | |
|-----------------------------------|-------|-------|-------|-------|-------|--------|
| Player | 16-18 | 18-19 | 19-20 | 20-21 | 21-22 | Career |
| Filip Rebraca | --- | 3 | 14 | 5 | 3 | 25 |
| Keegan Murray | --- | --- | --- | 1 | 9 | 10 |
| Connor McCaffery | --- | --- | 1 | --- | --- | 1 |
| Kris Murray | --- | --- | --- | --- | 1 | 1 |
| Tony Perkins | --- | --- | --- | --- | --- | 1 |

| Double-Doubles... | | | | | | |
|-------------------|-------|-------|-------|-------|-------|--------|
| Player | 16-18 | 18-19 | 19-20 | 20-21 | 21-22 | Career |
| Filip Rebraca | --- | 1 | 12 | 5 | 1 | 19 |
| Keegan Murray | --- | --- | --- | --- | 9 | 9 |
| Jordan Bohannon | 6 | --- | --- | 1 | --- | 7 |
| Joe Toussaint | --- | --- | --- | --- | 1 | 1 |
| Kris Murray | --- | --- | --- | --- | 1 | 1 |
| Tony Perkins | --- | --- | --- | --- | 1 | 1 |

| 4+ Three-Pointer Games... | | | | | | |
|---------------------------|-------|-------|-------|-------|-------|--------|
| Player | 16-18 | 18-19 | 19-20 | 20-21 | 21-22 | Career |
| Jordan Bohannon | 22 | 7 | 2 | 7 | 7 | 45 |
| Connor McCaffery | --- | --- | --- | 1 | 2 | 3 |
| Payton Sandfort | --- | --- | --- | --- | 2 | 2 |
| Keegan Murray | --- | --- | --- | --- | 2 | 2 |

| 5+ Assists Games... | | | | | | |
|---------------------|-------|-------|-------|-------|-------|--------|
| Player | 16-18 | 18-19 | 19-20 | 20-21 | 21-22 | Career |
| Jordan Bohannon | 42 | 11 | 1 | 15 | 1 | 70 |
| Connor McCaffery | --- | 9 | 8 | 10 | 1 | 28 |
| Joe Toussaint | --- | --- | 4 | 3 | 7 | 14 |
| Ahron Ulis | --- | --- | --- | --- | 5 | 5 |
| Tony Perkins | --- | --- | --- | --- | 2 | 2 |

| 3+ Steals Games... | | | | | | |
|--------------------|-------|-------|-------|-------|-------|--------|
| Player | 16-18 | 18-19 | 19-20 | 20-21 | 21-22 | Career |
| Joe Toussaint | --- | --- | 1 | 3 | 8 | 12 |
| Connor McCaffery | --- | 1 | 5 | 1 | 2 | 9 |
| Keegan Murray | --- | --- | --- | 2 | 6 | 8 |
| Jordan Bohannon | 3 | 1 | --- | --- | 2 | 6 |
| Tony Perkins | --- | --- | --- | --- | 3 | 3 |
| Ahron Ulis | --- | --- | --- | --- | 1 | 1 |
| Patrick McCaffery | --- | --- | --- | --- | 1 | 1 |
| Kris Murray | --- | --- | --- | --- | 1 | 1 |

| 3+ Blocks Games... | | | | | | |
|--------------------|-------|-------|-------|-------|-------|--------|
| Player | 16-18 | 18-19 | 19-20 | 20-21 | 21-22 | Career |
| Keegan Murray | --- | --- | --- | 6 | 9 | 15 |

UI CAREER BIG COACHING WINS

| | | | |
|----|-----|----------------|---------|
| 1. | 125 | Tom Davis | 1986-99 |
| 2. | 115 | Fran McCaffery | 2010- |

UI CAREER COACHING WINS

| | | | |
|----|-----|----------------|---------|
| 1. | 269 | Tom Davis | 1986-99 |
| 2. | 238 | Fran McCaffery | 2010- |

UI ATHLETIC COMMUNICATIONS

S300 Carver-Hawkeye Arena, Iowa City, IA 52242
hawkeyesports.com • hawkeyebasketball.com

MBB CONTACT: MATTHEW WEITZEL
 office: 319-335-6590 • cell: 319-430-8176
 email: matthew-weitzel@hawkeyesports.com
 Twitter: @BigWeitz

MARGIN OF VICTORY/DEFEAT

| Points | 1 | 2 | 3 | 4 | 5 | 6 | 7 | 8 | 9 | 10+ | 15+ | 20+ |
|--------|---|---|---|---|---|---|---|---|---|-----|-----|-----|
| Wins | 1 | 0 | 0 | 0 | 1 | 0 | 0 | 0 | 1 | 5 | 3 | 11 |
| Losses | 0 | 2 | 0 | 2 | 1 | 0 | 1 | 0 | 1 | 1 | 0 | 1 |

THE SETTING

No. 5 seed and 24th-ranked Iowa (22-9, 12-7) will play either No. 12 seed Northwestern or No. 13 seed Nebraska in the Big Ten Tournament Second Round on Thursday at Gainbridge Fieldhouse in Indianapolis. Tipoff is scheduled for approximately 1 p.m. (CT).

ON THE AIR

Radio: Iowa games are broadcast on the Hawkeye Radio Network. Gary Dolphin handles the play-by-play, along with color commentator Bob Hansen. The network includes more than 40 stations that blanket the state of Iowa and include portions of Illinois, Nebraska, Minnesota, Missouri, and Wisconsin. The Hawkeye Radio Network coverage includes a 60-minute pregame show.

TV: Thursday's tournament game will be televised nationally on the Big Ten Network. Kevin Kugler, Stephen Bardo, and Rick Pizzo will call the action. Thursday and Friday's games will be broadcast in 4K (available to customers with cable/satellite 4K package and equipment).

ILLINOIS EDGES HAWKEYES IN REGULAR SEASON FINALE

Kris Murray's 3-point attempt from the corner rimmed out as time expired giving No. 20 Illinois a 74-72 victory over No. 24 Iowa in the regular season finale in Champaign, Illinois.

- Iowa lost for just the second time in 10 games, dating back to Feb. 6. Sunday's loss snapped a five-game overall win streak and a four-game road win streak for the Hawkeyes.
- Iowa finished in a tie for fourth place in the Big Ten standings with a 12-8 league record. The Hawkeyes earned the No. 5 seed at the Big Ten Men's Basketball Tournament.
- Iowa has lost by five points or less in each of its last three visits to the State Farm Center (74-72 in 2022; 80-75 in 2021; 78-76 in 2020).
- Two Hawkeyes posted double-doubles: Keegan Murray and Tony Perkins.
- All-American Keegan Murray posted his team-leading ninth double-double of the season (22 points, 11 rebounds); he also rejected a game-best four shots. He is fourth in Iowa single-season scoring with 698 points. The 698 points are the most by any Hawkeye sophomore in program history (previous best was 553 by Chris Kingsbury in 1996).
- Sophomore Tony Perkins registered his first double-double of his career, totaling 17 points and a personal-best 12 rebounds. He has netted double figures in scoring three of the last four contests.
- Redshirt sophomore Patrick McCaffery did not play in Sunday's game (hip/non-covid illness).
- Sunday was Iowa's fourth straight "Senior Night" game, playing three on the road and one at home (3-1).
- Three Illini scored in double figures: Kofi Cockburn (21); Alfonso Plummer (15); and Andre Curbelo (14). Cockburn also registered a game-best 14 rebounds and blocked three shots.

2021-22 IOWA HAWKEYES ROSTER

| No. | Name | Pos. | Ht. | Wt. | Yr. | Hometown (Last School) |
|-----|-------------------|------|------|-----|------------------|---|
| 0 | Filip Rebraca | F | 6-9 | 230 | Sr. | Sombor, Serbia (University of North Dakota) |
| 2 | Joe Toussaint | G | 6-0 | 190 | Jr. | Bronx, N.Y. (Cardinal Hayes) |
| 3 | Jordan Bohannon | G | 6-1 | 175 | Sr. [^] | Marion, Iowa (Linn-Mar) |
| 4 | Ahron Ulis | G | 6-3 | 195 | So. | Chicago, Ill. (Marion Catholic) |
| 11 | Tony Perkins | G | 6-4 | 205 | So. | Indianapolis, Ind. (Lawrence North) |
| 13 | Austin Ash | G | 6-3 | 180 | Sr. [^] | Cedar Rapids, Iowa (Mount Vernon) |
| 14 | Carter Kingsbury | G | 6-4 | 225 | Fr. | Ponca, Neb. (Brewster Academy) |
| 15 | Keegan Murray | F | 6-8 | 225 | So. | Cedar Rapids, Iowa (Prairie/DME Academy) |
| 20 | Payton Sandfort | F | 6-7 | 215 | Fr. | Waukegan, Iowa (Waukegan) |
| 22 | Patrick McCaffery | F | 6-9 | 200 | So. [^] | Iowa City, Iowa (West) |
| 23 | Josh Ogundele | C | 6-11 | 265 | So. | London, England (Worcester Academy) |
| 24 | Kris Murray | F | 6-8 | 225 | So. | Cedar Rapids, Iowa (Prairie/DME Academy) |
| 25 | Luc Laketa | G | 6-5 | 180 | Fr. | Concord, Mich. (Winchendon School) |
| 30 | Connor McCaffery | G/F | 6-5 | 220 | Sr. [^] | Iowa City, Iowa (West) |
| 44 | Riley Mulvey | C | 6-11 | 245 | Fr. | Rotterdam, N.Y. (St. Thomas More) |

Head Coach: Fran McCaffery
 Assistant Coaches: Kirk Speraw, Sherman Dillard, Billy Taylor

HEAD COACH FRAN McCAFFERY

Fran McCaffery, who is signed through the 2028 season, is in his 12th season as the head basketball coach at the University of Iowa and his 26th year overall as a college head coach. McCaffery has reached the 20-win plateau 11 of the last 15 seasons, including four straight.

McCaffery spent five seasons (2005-10) as the head coach at Siena, six years at UNC-Greensboro (1999-2005) and three seasons at Lehigh (1985-88) before joining the Hawkeyes.

McCaffery has nearly four decades of Division I coaching experience. He is in his 40th season as a collegiate coach, which includes 26 years as a head coach and 14 as an assistant. McCaffery is one of 14 coaches to lead at least four different Division I teams to the NCAA Tournament.

McCaffery, 61, holds a career mark of 489-338 (.591) and guided his teams to 14 postseason appearances (10 NCAA & four NIT). Iowa likely would have competed in another NCAA Tournament in 2020, if not for the NCAA canceling the postseason due to COVID-19. He is 238-161 (.596) at Iowa; the second winningest coach in program history. McCaffery led Iowa to wins in four of the last six NCAA Tournaments (2015, 2016, 2019, and 2021).

Since taking over the Iowa program in 2010, Iowa has earned eight postseason tournament berths (5 NCAA, 3 NIT). McCaffery coached Iowa to 25 victories in 2013, equaling the second-most win total in program history. McCaffery has guided five players to first team All-Big Ten status six of the last eight years, including the 2020 & 2021 National and Big Ten Player of the Year, Luka Garza.

McCaffery has posted upper division finishes in nine of the last 10 seasons at Iowa and 21 of 26 seasons as a head coach. He has posted 20 wins or more 11 of the last 15 seasons, including eight of the last 10 years at Iowa (2013, 2014, 2015, 2016, 2019, 2020, 2021, and 2022). Iowa's 205 victories between 2013-21 are the most over a 10-year span at Iowa since 1987-96 (207).

McCaffery and the Hawkeyes boast a 153-40 (.793) home record the last 11 seasons, which includes a school-record 18 wins in 2014 and 13 consecutive victories in 2019-20. Iowa has won 14+ games in Carver-Hawkeye Arena each of the last four seasons (2019, 2020, 2021, and 2022).

McCaffery's five years at Siena were the best in its 70-year history. He led the Saints on an incredible run that ended with three straight Metro Atlantic Athletic Conference championships and NCAA Tournament appearances.

McCaffery's Saints owned a 112-51 (.687) record in his five years with the program. He guided the Saints to four consecutive 20-win seasons. McCaffery's achievements earned the head coach Siena Hall of Fame recognition in 2017.

The 2009 MAAC Coach of the Year and 2010 District I Coach of the Year is the third winningest coach, by percentage, in league history (68-22, .756). He is the only coach to guide a MAAC program to two NCAA Tournament wins. McCaffery led his 2008 and 2009 teams to first round NCAA Tournament victories over Vanderbilt and Ohio State, respectively.

In his final two seasons at Siena, he coached the Saints to back-to-back 27-win campaigns and boasted a combined 39-3 (.929) record against MAAC opponents, which included MAAC Tournament contests.

McCaffery began his coaching career as an assistant at Penn (1982-83) and Lehigh (1983-85). After three seasons as head coach at Lehigh, he spent 11 seasons as an assistant at Notre Dame (1988-99).

McCaffery played basketball at Wake Forest his freshman year (1977-78) and concluded his playing career at Penn his final three seasons (1979-82).

He earned his B.S. degree in Economics from The Wharton School (Penn) in 1982. McCaffery also earned a Master of Education from Lehigh in 1985.

COACHING HONORS

NABC District I Coach of the Year, 2009-10
MAAC Coach of the Year, 2008-09

HEAD COACHING EXPERIENCE

Lehigh (1985-88):49-39 (.557); 8-6 (.571) League
UNC-Greensboro (1999-05).....90-87 (.508); 49-47 (.510) League
Siena (2005-10)112-51 (.687); 68-22 (.756) League
Iowa (2010-present):238-161 (.596); 115-110 (.511) League



THE McCAFFERY FILE

Born: May 23, 1959
Hometown: Philadelphia, Pennsylvania
High School: LaSalle, 1977
College: B.S. in Economics, The Wharton School (Penn), 1982
Master of Education, Lehigh, 1985
Family: Wife, Margaret
Sons, Connor, Patrick and Jonathan Francis
Daughter, Marit Katherine
Brother, Jack (sportswriter in Philadelphia area)

Coaching Honors

MAAC Coach of the Year, 2009
NABC District I Coach of the Year, 2009-10

Coaching History (39 years)

1983 Assistant Coach, Penn
1984-85 Assistant Coach, Lehigh
1985-88 Head Coach, Lehigh
1988-99 Assistant Coach, Notre Dame
1999-05 Head Coach, UNC-Greensboro
2005-10 Head Coach, Siena
2010-present Head Coach, University of Iowa

Coaching Chart

Overall (26 seasons): 489-338 (.591)
At Iowa (12 seasons): 238-161 (.596)
At Siena (five seasons): 112-51 (.688)
At UNCG (six seasons): 90-87 (.508)
At Lehigh (three seasons): 49-40 (.551)
NCAA Tournament (10 appearances*): 6-9
NIT (four appearances): 6-4
**McCaffery is the first coach to bring three different programs from one-bid leagues to the NCAA Tournament (conferences that sent just one team the year his program advanced).*

McCaffery in Postseason Play

1988 NCAA Tournament -- Lehigh
1989 NCAA Tournament -- Notre Dame
1990 NCAA Tournament -- Notre Dame
1992 NIT -- Notre Dame
1997 NIT -- Notre Dame
2001 NCAA Tournament -- UNC-Greensboro
2002 NIT -- UNC-Greensboro
2008 NCAA Tournament -- Siena
2009 NCAA Tournament -- Siena
2010 NCAA Tournament -- Siena
2012 NIT -- Iowa
2013 NIT -- Iowa
2014 NCAA Tournament -- Iowa
2015 NCAA Tournament -- Iowa
2016 NCAA Tournament -- Iowa
2017 NIT -- Iowa
2019 NCAA Tournament -- Iowa
2020 NCAA Tournament postponed (COVID-19)
2021 NCAA Tournament -- Iowa

Playing Experience

Wake Forest, 1977-78
Penn, 1979-82

Big Ten Standings/Schedule

| Team | Big Ten | Pct. | Overall | Pct. |
|----------------|-------------|-------------|-------------|-------------|
| Illinois | 15-5 | .750 | 22-8 | .733 |
| Wisconsin | 15-5 | .750 | 24-6 | .800 |
| Purdue | 14-6 | .700 | 25-6 | .806 |
| Rutgers | 12-8 | .600 | 18-12 | .600 |
| IOWA | 12-8 | .600 | 22-9 | .710 |
| Ohio State | 12-8 | .600 | 19-10 | .655 |
| Michigan State | 11-9 | .550 | 20-11 | .645 |
| Michigan | 11-9 | .550 | 17-13 | .567 |
| Indiana | 9-11 | .450 | 18-12 | .600 |
| Maryland | 7-13 | .350 | 15-16 | .484 |
| Penn State | 7-13 | .350 | 12-16 | .429 |
| Northwestern | 7-13 | .350 | 14-15 | .483 |
| Nebraska | 4-16 | .200 | 10-21 | .323 |
| Minnesota | 4-16 | .200 | 13-16 | .448 |

Wednesday, March 9

(12) Northwestern vs. (13) Nebraska, 5 p.m.
 (11) Penn State vs. (14) Minnesota, 7:30 p.m.

Thursday, March 10

(8) Michigan vs. (9) Indiana, 10:30 a.m.
(5) Iowa vs. TBD, 1 p.m.
 (7) Michigan State vs. (10) Maryland, 5:30 p.m.
 (6) Ohio State vs. TBD, 8 p.m.

Friday, March 11

(1) Illinois vs. TBD, 10:30 a.m.
 (4) Rutgers vs. TBD, 1 p.m.
 (2) Wisconsin vs. TBD, 5:30 p.m.
 (3) Purdue vs. TBD, 8 p.m.

All times are central

National Rankings

AP Poll

March 6

- Gonzaga
- Arizona
- Baylor
- Auburn
- Kentucky
- Kansas
- Duke
- Villanova
- Purdue
- Tennessee
- Providence
- Wisconsin
- UCLA
- Texas Tech
- Arkansas
- Illinois
- Saint Mary's
- Houston
- Murray State
- Connecticut
- USC
- Texas
- Colorado State
- IOWA**
- North Carolina

USA Today Poll

March 6

- Gonzaga
- Arizona
- Baylor
- Auburn
- Kentucky
- Kansas
- Duke
- Villanova
- Purdue
- Providence
- Tennessee
- Wisconsin
- UCLA
- Texas Tech
- Illinois
- Arkansas
- Saint Mary's
- Houston
- Murray State
- Connecticut
- USC
- Texas
- IOWA**
- Colorado State
- Ohio State

2021-22 IOWA CAPTAINS

Iowa captains are Jordan Bohannon and Connor McCaffery.

ALL-TIME SERIES RECORDS

- Iowa holds a commanding 122-60 advantage over Northwestern in the series. The Hawkeyes have won 14 of the last 17 meetings, including seven straight. Iowa won this season's only regular season meeting (82-61 on Feb. 28 in Iowa City).
- Iowa holds a 24-13 edge in the series against Nebraska. The Hawkeyes have won 12 of the 18 meetings since Nebraska joined the Big Ten in 2011. Iowa swept the Huskers in the regular season: 98-75 on Feb. 13 in Iowa City and 88-78 on Feb. 25 in Lincoln.

MURRAY NAMED PLAYER OF THE WEEK

Sophomore Keegan Murray has been named Big Ten Player of the Week each of the last two weeks and a program-best six times this season.

Murray averaged 21.5 points and 8.2 rebounds in wins over Michigan State and at Nebraska two weeks ago.

Last week, Murray averaged a double-double in three games, averaging 23.7 points and 12 rebounds. The All-American also averaged three blocks, 2.7 3-pointers, and 2.3 assists. He shot 53 percent (8-15) from 3-point range and 77 percent (17-22) from the foul line.

IOWA HISTORY

Iowa has played 2,903 games since beginning basketball in 1902. Iowa's overall record is 1,714-1,189 (.590). Iowa's 1,714 wins are 36th most among Division I programs. That includes a 1,097-377 (.744) record in home games, a 617-812 (.432) record in contests away from Iowa City, an 814-813 (.501) mark in Big Ten games and a 501-151 (.768) record in Carver-Hawkeye Arena.

NUMBER OF THE WEEK -- 3

Iowa is seeking to become the first school to have a men's basketball player lead the Big Ten in scoring three straight seasons since Purdue from 1968-70.

Iowa's Luka Garza led the conference in scoring average in 2020 (26.2 ppg) and 2021 (21.9 ppg). Keegan Murray leads the league this season, averaging 23.3 points per game in all games. Murray finished the 20-game league schedule as the Big Ten's leading scorer, averaging 22.8 points per contest.

Purdue legend Rick Mount led the Big Ten in scoring in 1968 (29.7 ppg), 1969 (35.2 ppg), and 1970 (39.4 ppg).

KEEGAN MURRAY GARNERS NATIONAL ATTENTION

Keegan Murray has been selected to the Wooden Award National Ballot (semifinalist), Naismith Trophy Midseason Team, Lute Olson National Player of the Year Award Midseason List, Karl Malone Power Forward of the Year Award Finalist, *Sporting News* First Team All-America, Big Ten Player of the Week six times this season (Nov. 22; Dec. 20; Jan. 3; Feb. 14; Feb. 28; March 7), and the Naismith Trophy Player of the Week (Feb. 14).

The Hawkeyes have had a student-athlete named a Wooden Award National Semifinalist three straight years and four of the last seven seasons. Former Hawkeye Luka Garza was the recipient of the 2021 John R. Wooden Award and was a finalist in 2020 award, while Jarrod Uthoff was a semifinalist in 2016. Garza was also the recipient of the 2021 Lute Olson Award.

Murray joins Ohio State's Evan Turner (7 in 2009-10) and Purdue's Caleb Swanigan (6 in 2016-17) as the only players since the Big Ten weekly award was introduced prior to the 1981-82 season to earn six or more weekly honors in a single season.

Murray has totaled 25 points or more 13 times this year, which are the most of any player from a major conference. He is also the only Hawkeye underclassman (freshman or sophomore) with four 30+ performances in a single season.

Murray averaged 7.2 points per game last year and is averaging 23.3 this season (+16.1). The last Big Ten player to increase his scoring by 16 points per game from one season to the next was Illinois' Rick Schmidt, who went from 3.8 ppg in 1972-73 to 21.4 ppg in 1973-74 (+17.6).

Murray, who has posted a team-leading nine double-doubles this season, combined for 65 points in two games against Maryland. He amassed 35 points and eight rebounds on Jan. 3 and tallied 30 points on 12-of-14 shooting from the field and 4-of-7 from the foul line and grabbed seven rebounds at Maryland on Feb. 10.



IOWA IN BIG TEN STATISTICS

| Category | All Games | | Conf Only | | NCAA | |
|--------------------|-----------|------|-----------|------|-------|-------|
| | Stat | Rank | Stat | Rank | Stat | Rank |
| Turnover Margin | +5.2 | 1st | +4.9 | 1st | +5.2 | 4th |
| Steals | 7.5 | 1st | 7.3 | 1st | 7.5 | 81st |
| Assist/TO Ratio | 1.8 | 1st | 1.6 | 1st | 1.8 | 1st |
| Scoring Offense | 83.3 | 1st | 79.6 | 1st | 83.3 | 5th |
| Scoring Margin | +12.2 | 1st | +6.9 | 1st | +12.2 | 13th |
| Assists | 15.7 | 4th | 14.5 | 5th | 15.7 | 32nd |
| Free Throw % | .746 | 5th | .706 | 11th | .746 | 73rd |
| 3-Pt. FG Per Game | 8.9 | 3rd | 8.8 | T1st | 8.9 | 42nd |
| Blocked Shots | 4.5 | 4th | 4.3 | 4th | 4.5 | 48th |
| Field Goal % | .459 | 4th | .444 | 8th | .459 | 75th |
| 3-Pt. Field Goal % | .359 | 6th | .358 | 6th | .359 | 69th |
| 3-PT FG Defense | .332 | 6th | .350 | 8th | .332 | 167th |
| Rebound Margin | +1.2 | 9th | -1.8 | 10th | +1.2 | 154th |
| FG% Defense | .436 | 10th | .446 | 8th | .436 | 198th |
| Scoring Defense | 71.0 | 13th | 72.7 | 11th | 71.0 | 229th |

| Category | Player | All Games | | NCAA | |
|-----------------|-----------------|-----------|------|------|-------|
| | | Stat | Rank | Stat | Rank |
| FG% | Keegan Murray | .554 | 4th | .554 | 29th |
| Rebounding | Keegan Murray | 8.6 | 3rd | 8.6 | 40th |
| Scoring | Keegan Murray | 23.3 | 1st | 23.3 | 4th |
| Steals | Joe Toussaint | 1.39 | 6th | 1.39 | 255th |
| | Keegan Murray | 1.3 | 9th | 1.3 | 324th |
| Assists | Joe Toussaint | 3.5 | 13th | 3.5 | 220th |
| FT Percentage | Keegan Murray | .725 | 11th | .725 | 317th |
| 3-pointers | Jordan Bohannon | 2.5 | 4th | 2.5 | 101st |
| Blocked Shots | Keegan Murray | 2.1 | 4th | 2.1 | 39th |
| | Kris Murray | 0.97 | 9th | 0.97 | 212th |
| Assist/TO Ratio | Joe Toussaint | 2.48 | 2nd | 2.48 | 29th |
| FT Made | Keegan Murray | 124 | 6th | 124 | 59th |
| Double-Doubles | Keegan Murray | 9 | 3rd | 9 | 46th |

3 HAWKEYES GARNER POSTSEASON ALL-BIG TEN RECOGNITION

Keegan Murray is a unanimous first team selection by both the media and coaches, marking the third straight season a Hawkeye has been a unanimous first team selection (Luka Garza in 2020 and 2021). Murray was also tabbed a unanimous first-team all-conference honoree by the Associated Press. Jordan Bohannon earned honorable mention recognition, while Patrick McCaffery is the recipient of Iowa's Big Ten Men's Basketball Sportsmanship Award.

Head coach Fran McCaffery has coached a first-team All-Big Ten honoree in seven of the last nine seasons, the most over a nine-year span since 1944-52. Murray joins Devyn Marble (2014), Aaron White (2015), Jarrod Uthoff (2016), Peter Jok (2017), and Garza (2020 and 2021) as first team selections.

Murray (6-foot-8, 225 pounds) ranks first in the country in Player Efficiency Rating (37.8); fourth in points per game (23.3); 29th in field goal percentage (.554); 39th in blocks per contest (2.1); and 46th in double-doubles (9). His 23.3 points per game average is tops among players from a major conference.

Bohannon has earned postseason conference recognition for a fifth time, earning third team accolades as a junior, honorable mention honors three times, and voted to the All-Freshman Team in 2017. He ranks second on the team in points per game (10.9) and assists (1.7), and first in 3-pointers per game (2.45).

McCaffery ranks third on the team in points per game (10.5), and fourth in rebounds (3.8) and blocks (0.5) per contest. The Iowa City native has been playing his best basketball the past month. He has netted double figures in scoring eight of the last 13 games played.

Murray poured in a game and career-best 37 points, six rebounds, and a game bests in steals (3) and blocks (2) against Nebraska on Feb. 13. The 37 points are believed to be the third most by any men's basketball player in Carver-Hawkeye Arena's 39-year history (45 by Brian Quinnett of Washington State in 1986; 41 by Iowa's Luka Garza in 2020).

Murray is the first Hawkeye to score 30+ points in back-to-back Big Ten games since Matt Gatens 10 years ago in 2012 (30 vs. Indiana and 33 vs. Wisconsin).

Murray exploded for a then career-best 35 points versus Utah State. He scored 18 straight Iowa points spanning 6:08 in the first half. Murray was six points from the Sanford Pentagon scoring record.

Murray had a historic stat line against N.C. Central, registering 27 points, 21 rebounds, and four blocks. He became the fourth Hawkeye over the last five decades, and first since 1977, to score 20+ points and grab 20+ rebounds.

Murray posted game bests in points (29), rebounds (10), and blocks (3), while also dishing out three assists in Iowa's win over Western Illinois. He shot a blistering 65 percent from the field, making 13-of-20 attempts.

IOWA IN THE BIG TEN TOURNAMENT

Iowa has posted an 18-21 record in Big Ten Tournament games. The Hawkeyes earned tournament titles in 2001 and 2006 and lost in the title game in 2002. Only Michigan State (32), Illinois (31), Ohio State (29), Wisconsin (25), and Michigan (25) have more wins and a higher winning percentage than the Hawkeyes. Michigan State has won six tournament titles, Ohio State has won four, Wisconsin and Illinois have won three, while Iowa, Michigan have two tournament titles (Ohio State was forced to vacate its 2002 title).

Iowa has played 10 different teams in the event, having met each team except Nebraska, Rutgers, and Maryland at least once (Rutgers and Maryland played in their first Big Ten Tournament in 2015). Iowa (2001 as a No. 6 seed) and Michigan (2017 as a No. 8 seed) are the only teams to claim the tournament title by winning four games in four days.

Iowa has been eliminated by the tournament champion six times, including Michigan in the 1998 quarterfinals and 2018 first round, Michigan State in the 2000 quarterfinals and 2012 quarterfinals, Ohio State in the 2002 title game, and Illinois in the 2021 semifinals.

The 2020 Big Ten Tournament was canceled after Wednesday's opening round games due to the COVID-19 global pandemic.

The following is Iowa's record vs. each team:

| | | | |
|---------------------|-----|-----------------|-----|
| Illinois..... | 3-2 | Ohio State..... | 2-2 |
| Indiana..... | 2-1 | Michigan..... | 0-7 |
| Maryland..... | 0-0 | Nebraska..... | 0-0 |
| Michigan State..... | 2-4 | Penn State..... | 1-1 |
| Minnesota..... | 2-0 | Rutgers..... | 0-0 |
| Purdue..... | 2-1 | Wisconsin..... | 2-2 |
| Northwestern..... | 2-1 | | |

IOWA BY SEEDING

This year marks the fifth time Iowa has garnered the No. 5 seed in the Big Ten Tournament. The No. 5 seed is its fourth best seed in the 24-year history of the event (No. 2 seed in 2006).

The following is Iowa's record in the event, by seeding:

| | | | |
|---------|-----|----------|-----|
| #2..... | 3-0 | #7..... | 3-3 |
| #3..... | 1-1 | #8..... | 1-2 |
| #4..... | 0-2 | #9..... | 3-3 |
| #5..... | 0-4 | #10..... | 0-2 |
| #6..... | 6-3 | #12..... | 1-1 |



IOWA SIGNS 2 PREP STANDOUTS

JOSH DIX // G, 6-5, 190 // Council Bluffs, Iowa (Council Bluffs High School)

- Three-year team captain
- Two-time first-team all-conference selection and City Player of the Year
- Third team all-state as a sophomore and first-team all-state as a junior
- Shot 50 percent or better from the field his first three seasons of prep basketball
- Averaged a team-best 19.4 points, 7.2 rebounds, 4.3 assists as a junior
- Shot at 54 percent from the field, 38 percent from 3-point range, and 73 percent from the foul line as a junior
- Surpassed 1,000 career points last season
- Averaged 17.5 points, 5.1 rebounds as a sophomore and 10.2 points per contest as a freshman
- Three-time academic all-conference honoree

FRAN McCAFFERY ON JOSH DIX

"Josh is incredibly versatile. He can play multiple positions. He has a great frame. Josh is good with the ball in his hands finding people and getting to the rim. He's physical defensively and is an excellent rebounder for his position. Josh is a winning player. We are really excited about him."

DASONTE BOWEN // G, 6-3, 165 // Boston, Massachusetts (Brewster Academy)

- Ranked No. 91 in the ESPN Top 100 for the Class of 2022
- Averaged 15.2 points, 3.6 rebounds, 2.6 assists, and 1.4 steals while shooting 52.7 percent from the field, 47.4 percent from 3-point range, and 90 percent from the foul line this past summer playing EYBL
- Netted 37 points and seven assists in a game as a sophomore at Worcester Academy
- All-NEPSAC first team honoree as a sophomore
- Played with Hawkeye sophomore Josh Ogundele at Worcester Academy in 2020

FRAN McCAFFERY ON DASONTE BOWEN

"Dasonte is creative and fearless on the basketball court. He has incredible vision and makes plays. Dasonte can step back and hit the three, but he is constantly attacking the defense. He can rebound and score a variety of ways. He is an incredibly unselfish player. We are excited to welcome him to the Hawkeye family."

TWICE AS NICE

Sophomores Keegan and Kris Murray rank first and fourth, respectively, in team scoring. Keegan averages 23.3 points, while Kris averages 10.3 points. Keegan also ranks first on the squad in rebounds per game (8.6), blocks per game (2.1), and free throws made (124), while Kris ranks second on the squad in blocks per contest (0.97), third in rebounds (4.5), and first in 3-point accuracy (.402, 39-of-97).

Keegan is a phenomenal finisher around the rim, hitting 63.1 percent on 2-point tries and is second on the squad in 3-point accuracy (.380, 52-of-137).

Kris is averaging 10.3 points and 4.5 rebounds in 18 minute per game, or 0.6 points and 0.3 rebounds per minute, while ranking third on the team with 25 steals.

JORDAN BOHANNON HOLDS 5 IOWA RECORDS

Jordan Bohannon, competing in his sixth season, is the program's career leader in four statistical categories: assists (692), 3-pointers made (440), games played (174), and free throw percentage (.887, 361-407). He sank a school and Xfinity Center record 10 3-pointers at Maryland on Feb. 10, 2022. The 10 triples were one shy of tying the Big Ten record. His 440 triples are the most in Big Ten history and 178 more than any other Hawkeye.

He has made 76 treys this season, second most among Big Ten student-athletes.

Bohannon (174) is the NCAA all-time leader in career games played. He is sixth in the NCAA with 440 career 3-point field goals made. The 440 triples are the second most by a player from a major conference (457 by Duke's J.J. Reddick). He ranks third in career scoring at Iowa (1,975) and eighth in field goals made (587).

Bohannon, an honorable mention all-conference honoree in 2021 and 2022, is the only Division I player over the last 25 years to make 75+ 3-pointers in five seasons.

Bohannon ranked first in the league in 3-point accuracy (.394) and second in 3-pointers made per game (2.58) in 2021. He was second in the conference in assist-to-turnover ratio (3.07) and fourth in assists per contest (4.4).

He is believed to be the only Division I player to amass more than 675 assists and 440 3-pointers.

Bohannon is one of only three Hawkeyes to post four 100-assist seasons (Jeff Horner, Dean Oliver). He has accumulated seven points-assists double-doubles, the most in school history. Bohannon registered a school-record eight games with 10 or more assists.

IOWA'S STATISTICAL COMPARISONS

| | All Games | Big Ten | Home Games | Away Games | Iowa Wins | Iowa Losses |
|------------|-----------|---------|------------|------------|-----------|-------------|
| Record | 22-9 | 12-8 | 15-3 | 7-6 | 22-0 | 0-9 |
| Points | 83.3 | 79.6 | 87.3 | 77.7 | 88.2 | 71.1 |
| Opp. Pts | 71.0 | 72.7 | 68.6 | 74.4 | 68.1 | 78.1 |
| FG% | .459 | .444 | .468 | .448 | .489 | .389 |
| FG Def. | .436 | .446 | .417 | .463 | .429 | .452 |
| 3-PT% | .359 | .358 | .363 | .353 | .385 | .290 |
| 3-pt. Def. | .332 | .350 | .317 | .358 | .328 | .342 |
| FT% | .746 | .706 | .791 | .678 | .769 | .690 |
| REB | 37.5 | 36.3 | 39.5 | 34.8 | 39.4 | 33.1 |
| AST | 15.7 | 14.5 | 16.7 | 14.4 | 16.7 | 13.4 |
| TO | 9.0 | 8.8 | 9.1 | 8.8 | 9.0 | 9.0 |
| STL | 7.5 | 7.3 | 8.3 | 6.3 | 8.0 | 6.3 |
| BLK | 4.5 | 4.3 | 4.7 | 4.1 | 4.6 | 4.1 |

McCAFFERY CLIMBING WINS CHART

Fran McCaffery and the Hawkeyes have reached 20 wins eight of the last 10 seasons. McCaffery and Tom Davis (10) are the only Iowa coaches to win 20 or more games in at least eight seasons.

Among Iowa's head basketball coaches, McCaffery ranks second in tournament appearances behind Davis (9). Davis is Iowa's all-time winningest coach, while McCaffery is second.

HAWKEYE FASTBREAKS

- The Hawkeyes are a perfect 18-0 this season when outrebounding their opponents and 11-0 when Iowa shoots 50 percent or better from the field.
- Iowa has won 10 or more Big Ten games seven of the last eight seasons.
- Iowa scored 700 points over an eight game stretch from Feb. 10 to March 3 (87.5 ppg). That is the most points by any team in an eight-game span of Big Ten play since 1995, when the Hawkeyes themselves had 709 in eight games from Feb. 9 to March 8.
- The Hawkeyes have had scoring runs of 10-0 or more a combined 24 times in 31 games.
- Sophomore Keegan Murray has totaled 25 points or more 13 times this season, the most of any player from a major conference. Murray is also the only Hawkeye underclassman (freshman or sophomore) with four 30+ performances in a single season.
- Iowa is 127-28 when scoring 80 points or more, the last 12 seasons. The Hawkeyes are 91-3 when holding opponents to fewer than 61 points, the last 12 years.



- Jordan Bohannon (120) and Connor McCaffery (101) rank second and fifth, respectively, in most career wins among active Big Ten players.
- The Hawkeyes have three regular season sweeps over Big Ten opponents this season. Iowa has swept Maryland, Minnesota and Nebraska. Iowa has notched single-play wins over Indiana, Michigan State, Northwestern, and Ohio State.
- Kris Murray leads the squad in 3-point accuracy, making 40 percent (39-of-97) of his attempts, while Kris' brother Keegan Murray is second (.380, 52-of-127). The two brothers combined for four triples in Iowa's last game at No. 20 Illinois.
- Iowa has been making the most of its trips to the foul line. The Hawkeyes are shooting 74.6 percent from the foul line, which ranks fifth in the Big Ten and 73rd nationally. Iowa's 456 free throw makes are tops in the Big Ten and 33rd most in the NCAA.
- Iowa's Keegan Murray (7 games this season) and Luka Garza (19 in a row) are the only two Big Ten men's basketball players to have scored 20+ points in seven straight games over the last decade.
- Jordan Bohannon (30) and Keegan Murray (30) became the first Hawkeye duo to score 30+ points in the same game (at Maryland) since Bruce King (36) and Scott Thompson (30) at Michigan on Jan. 31, 1976.
- The Hawkeyes boasted a 15-3 record in home games this season. Iowa has won 14+ home contests each of the last four years.
- Keegan Murray and Kansas State's Michael Beasley (2007-08) are the only two players from a major conference to score 24+ points in each of their first five games of the season over the last 15 years. He is one of three Big Ten players since the 2002-03 season with six consecutive 20-point games to start the season.
- Iowa posted school single-game records in 3-pointers made (20) and attempted (44) against Alabama State on Nov. 18, besting the previous records of 19-of-43 against Savannah State on Dec. 22, 2018. Iowa's 20 3-pointers made equals the Carver-Hawkeye Arena record (20 by Purdue on Jan. 20, 2018).
- The Hawkeyes topped the century mark in three of their first five games (Longwood, Alabama State, Western Michigan). The last time an Iowa team scored 100+ points in three of its first five games was the start of the 1997-98 season.
- Iowa is the only Division I program with two sets of brothers on the 2021-22 roster, with one being identical twins. Connor and

Patrick McCaffery are two years apart, while Keegan and Kris Murray are identical twins. The Murray twins are one of five twins on Division I rosters this season (Arizona State, San Diego State, SIUE, and Wisconsin).

- Iowa has won three straight games over Michigan State, dating back to 2021; that is the longest win streak over the Spartans since 2006. The Hawkeyes have defeated the Spartans by a combined 56 points in its last two victories -- 88-58 on Feb. 13, 2021, in East Lansing and 86-60 on Feb. 22, 2022. The 26-point victory is the largest margin in Iowa City since 1996 (83-47).
- Virginia has allowed 75+ points at home only six times under head coach Tony Bennett. Iowa has accounted for two of those six (75 in 2021 and 75 in 2013).
- At Virginia and versus Illinois, the Hawkeyes committed a season-low four turnovers, tying the third fewest total in a single-game in the Fran McCaffery era. The four turnovers against the Cavaliers are the fourth lowest in any Big Ten/ACC Challenge game.
- The Hawkeyes have won seven of their last nine, including four straight, Big Ten/ACC Challenge games.
- Iowa has won an NCAA Tournament game each of its last four tournament appearances.
- Iowa has qualified for five NCAA tournaments over the last seven completed seasons (2014-16, 2019, 2021) and eight postseason tournaments over the last nine completed seasons (5 NCAA; 3 NIT).
- Florida State has won an NCAA-record 13 straight overtime games, dating back to January, 2018. The last team to beat the Seminoles in overtime was Iowa (78-75) on Dec. 2, 2015, in Iowa City. That game featured 21 lead changes.

STEALING THE ROCK

Iowa ranks first in the Big Ten and 81st nationally in steals per game (7.5). The last time a Hawkeye team led the conference in steals was during the 2016-17 season (8.1 per game). The Hawkeyes recorded 10 steals in each of their last two wins (Northwestern and Michigan).

LAST GAMES STATISTICS (8-2)

| No. | Player | Total | | | 3-Point | | | F-Throw | | Rebounds | | | | Other Stats | | | | | | | | |
|------------------|--------------------|-----------|-------------|------|----------------|-------------|----------------|-------------|----------------|-------------|------------|------------|------------|-------------|------------|----------|------------|------------|-----------|-----------|------------|-------------|
| | | GP-GS | MIN | AVG | FG-FGA | FG% | 3FG-3FGA | 3FG% | FT-FTA | FT% | OFF | DEF | TOT | AVG | PF | DQ | A | TO | BLK | STL | PTS | AVG |
| 15 | MURRAY, Keegan | 10-10 | 338:03 | 33.8 | 94-168 | .560 | 20-43 | .465 | 44-67 | .657 | 25 | 67 | 92 | 9.2 | 19 | 0 | 18 | 9 | 22 | 10 | 252 | 25.2 |
| 3 | BOHANNON, Jordan | 10-10 | 281:07 | 28.1 | 35-82 | .427 | 31-72 | .431 | 26-29 | .897 | 3 | 14 | 17 | 1.7 | 12 | 0 | 21 | 10 | 0 | 9 | 127 | 12.7 |
| 24 | MURRAY, Kris | 10-0 | 179:14 | 17.9 | 39-77 | .506 | 13-32 | .406 | 9-18 | .500 | 13 | 32 | 45 | 4.5 | 30 | 1 | 9 | 7 | 8 | 8 | 100 | 10.0 |
| 22 | MCCAFFERY, Patrick | 8-8 | 184:09 | 23.0 | 29-74 | .392 | 6-23 | .261 | 8-12 | .667 | 10 | 26 | 36 | 4.5 | 5 | 0 | 12 | 7 | 5 | 3 | 72 | 9.0 |
| 11 | PERKINS, Tony | 10-10 | 195:33 | 19.6 | 32-66 | .485 | 5-10 | .500 | 11-17 | .647 | 12 | 24 | 36 | 3.6 | 12 | 0 | 17 | 7 | 1 | 10 | 80 | 8.0 |
| 0 | REBRACA, Filip | 10-10 | 212:45 | 21.3 | 20-49 | .408 | 0-1 | .000 | 12-15 | .800 | 23 | 23 | 46 | 4.6 | 21 | 0 | 8 | 13 | 5 | 4 | 52 | 5.2 |
| 20 | SANDFORT, Payton | 9-0 | 101:11 | 11.2 | 17-36 | .472 | 8-22 | .364 | 2-2 | 1.000 | 9 | 19 | 28 | 3.1 | 9 | 0 | 4 | 7 | 1 | 0 | 44 | 4.9 |
| 30 | MCCAFFERY, Connor | 9-2 | 174:27 | 19.4 | 12-22 | .545 | 12-21 | .571 | 4-5 | .800 | 6 | 14 | 20 | 2.2 | 18 | 0 | 15 | 4 | 0 | 3 | 40 | 4.4 |
| 13 | ASH, Austin | 5-0 | 20:23 | 4.1 | 5-12 | .417 | 4-9 | .444 | 2-3 | .667 | 0 | 3 | 3 | 0.6 | 1 | 0 | 2 | 1 | 0 | 0 | 16 | 3.2 |
| 4 | ULIS, Ahron | 10-0 | 129:09 | 12.9 | 11-30 | .367 | 1-4 | .250 | 7-12 | .583 | 4 | 17 | 21 | 2.1 | 8 | 0 | 13 | 6 | 0 | 5 | 30 | 3.0 |
| 2 | TOUSSAINT, Joe | 10-0 | 146:31 | 14.7 | 12-34 | .353 | 1-11 | .091 | 1-2 | .500 | 2 | 10 | 12 | 1.2 | 12 | 0 | 29 | 10 | 0 | 9 | 26 | 2.6 |
| 23 | OGUNDELE, Josh | 5-0 | 18:58 | 3.8 | 2-3 | .667 | 0-0 | .000 | 0-0 | .000 | 1 | 3 | 4 | 0.8 | 3 | 0 | 0 | 2 | 0 | 1 | 4 | 0.8 |
| 44 | MULVEY, Riley | 4-0 | 10:42 | 2.7 | 0-1 | .000 | 0-0 | .000 | 0-0 | .000 | 0 | 0 | 0 | 0.0 | 1 | 0 | 0 | 0 | 0 | 0 | 0 | 0.0 |
| 25 | LAKETA, Luc | 4-0 | 07:48 | 2.0 | 0-1 | .000 | 0-1 | .000 | 0-0 | .000 | 0 | 0 | 0 | 0.0 | 1 | 0 | 0 | 2 | 0 | 1 | 0 | 0.0 |
| Team | | | | | | | | | | | 15 | 14 | 29 | | | | | | | | | |
| Total | | 10 | 2000 | | 308-655 | .470 | 101-249 | .406 | 126-182 | .692 | 123 | 266 | 389 | 38.9 | 152 | 1 | 148 | 91 | 42 | 63 | 843 | 84.3 |
| Opponents | | 10 | 2000 | | 265-604 | .439 | 75-215 | .349 | 106-145 | .731 | 101 | 252 | 353 | 35.3 | 160 | 2 | 146 | 126 | 42 | 52 | 711 | 71.1 |

PATRICK McCaffery PLAYING HIS BEST BASKETBALL

Redshirt sophomore Patrick McCaffery, who is Iowa Men's Basketball's Big Ten Sportsmanship Award honoree, has been playing his best basketball the past month. McCaffery has netted double figures in scoring eight of the last 13 games played. He did not play in Iowa's outing against Northwestern due to a hip injury but returned to play just over 18 minutes in the win at Michigan.

McCaffery scored a season-high 18 points and tied a career high with seven rebounds in Iowa's win over Minnesota Feb. 6. McCaffery has made at least one 3-pointer in eight of the last 13 games, including sinking three in both games against Penn State last month.

He added 13 points and five rebounds in a home loss to Michigan. He added seven points and five rebounds in Iowa's win at No. 18 Ohio State and five points and six rebounds in a win over Michigan State. He netted 10 points at Nebraska (Feb. 25). He also sat out Iowa's most recent outing at Illinois due to his hip injury and a non-Covid illness.

VALUING THE BASKETBALL

The Hawkeyes are tops in the country in assist-to-turnover ratio (1.76); second in fewest turnovers per game (9.0); and fourth in turnover margin (5.2).

Connor McCaffery has continued his mastery of limiting turnovers in 2021-22 with 50 assists and only 11 turnovers (one per 44.4 minutes played), boasting a robust 4.9 assist-to-turnover ratio. Joe Toussaint's 2.48 ratio is third best in the league and 29th nationally.

Iowa ranked first in the nation in assist-to-turnover ratio (2.02) last season. The Hawkeyes had two players ranked high nationally in assist-to-turnover ratio. Connor McCaffery was fourth in the country with a 3.73 ratio (112 assists; 30 turnovers), while Jordan Bohannon was 13th with a 3.07 ratio (135 assists; 44 turnovers).

IOWA VS. RANKED TEAMS

Iowa is 1-5 against ranked opponents this season. The Hawkeyes beat No. 18 Ohio State in Columbus (75-62) and lost four of the five on the road at No. 2 Purdue (77-70), No. 17 Iowa State (73-53), No. 23 Wisconsin (87-78), and No. 20 Illinois (74-72).

The Hawkeyes won 15 games over ranked foes the previous two seasons, the most in the country.

Below are Iowa's most recent victories over nationally-ranked opponents:

| | |
|-----------------------|--|
| At Home: | 77-73 over 25th-ranked Wisconsin, 3/4/21 79-66 over 25th-ranked Rutgers, 2/10/21 86-71 over 16th-ranked Minnesota, 1/10/21 87-72 over 19th-ranked Northwestern, 12/29/20 |
| On the Road: | 93-80 over 16th-ranked North Carolina, 12/8/20 75-62 over 18th-ranked Ohio State, 2/19/22 73-57 over 4th-ranked Ohio State, 2/28/21 77-62 over 21st-ranked Wisconsin, 2/18/21 77-75 over 14th-ranked Rutgers, 1/2/21 |
| Neutral Court: | 59-57 over 21st-ranked Wisconsin, 3/2/17 72-61 over 12th-ranked Texas Tech, 11/28/19 79-72 over 22nd-ranked Cincinnati, 3/22/19 77-69 over 13th-ranked Oregon, 11/15/18 |

SPOTLIGHTING KEEGAN MURRAY'S DOMINATING EFFORT

Keegan Murray posted 27 points, 21 rebounds, four blocks, and two assists in Iowa's win over North Carolina Central on Nov. 16. He accomplished something that has not been done in over four decades by a Hawkeye.

Murray is the first Hawkeye to total 25+ points and 20+ rebounds in a game since Bruce King in 1977. King had 31 points and 21 rebounds vs. Ohio State in 1977.

Murray is one of four players over the last five decades to post a 20-20 game: Kevin Kunnert (24-23) vs. Illinois in 1972; Fred Haberecht (29-20) vs. Wisconsin in 1975; Bruce King (42-20) vs. Pittsburgh in 1976; Bruce King (31-21) vs. Ohio State in 1977.

The last Big Ten player to have a 20-20 performance was Purdue's Trevion Williams at Michigan on Jan. 9, 2020 (36-20).

Murray is the first Hawkeye since Greg Brunner in 2006 to grab 20+ rebounds in a game; Brunner had 23 against Minnesota on Jan. 18, 2006. Murray is the first major conference player with 27+ points, 21+ rebounds, and 4+ blocks since Kansas State's Michael Beasley versus Sacramento State on Nov. 9, 2007.

SPOTLIGHTING JORDAN BOHANNON'S RECORD PERFORMANCE

Jordan Bohannon added another school record to his collegiate resume on Feb. 10, 2022, at Maryland.

Bohannon drained a school-record 10 3-pointers, surpassing the school's 28-year record previously set twice by Chris Kingsbury (9) in 1994. His 16 3-point attempts tied a personal high (16 versus North Carolina in 2020).

The 10 triples are an Xfinity Center record and ties for second most by a Big Ten player ever. Bohannon's previous high was eight 3-pointers (at Maryland in 2017 and vs Nebraska in 2021).

Bohannon finished the contest with 30 points in 30 minutes, tying his career high (versus UAB on Nov. 22, 2017).

GUARD COMBINATION CONTRIBUTES

In addition to senior Jordan Bohannon scoring in double figures in eight of the last nine games, Iowa's guard combination of Tony Perkins, Joe Toussaint and Ahron Ulis played well during Iowa's recent five-game winning streak.

That trio contributed 15 points, nine rebounds and three assists against Ohio State, with just two turnovers in a combined 49 minutes of action.

Against Michigan State the trio added 12 points, seven rebounds, nine assists and just two turnovers in a combined 52 minutes.

Perkins had a career-best 20 points in the win at Nebraska, hitting 8-10 field goal attempts, and matching his career-best five rebounds. He also was credited with a personal-best five steals in Iowa's win over Northwestern. In the win at Michigan the group added 13 points, five rebounds, three assists and four steals. Perkins continued his balanced play in the loss at Illinois, collecting his first career double-double with 17 points and 12 rebounds, along with five assists and a steal, with just one turnover in 34 minutes of action.



KEEGAN MURRAY TABBED PRESEASON ALL-BIG TEN

Sophomore forward Keegan Murray was named to the 2021-22 All-Big Ten Team.

The Cedar Rapids, Iowa, native was one of only five players nationally -- and only bench player -- to amass 200 points, 35 blocks, 25 steals, and 15 3-pointers. He was the team's leading scorer (7.8) and rebounder (5.5) off the bench in conference play. Murray led Iowa in blocks 12 times and steals five times. The 6-foot-8 forward was second on the team in steals (26) and ranked 11th in the Big Ten in blocked shots per game (1.26). His 39 blocks tie for fourth most by a freshman in program history.

Murray totaled 13 points, seven rebounds, four blocks, three assists, and a steal in Iowa's first-round NCAA victory over Grand Canyon to become the first Hawkeye ever to stuff the stat sheet with those numbers in an NCAA Tournament contest.

LUKA GARZA'S NO. 55 FORMALLY RETIRED

The University of Iowa Athletics Department formally retired two-time National Player of the Year Luka Garza's No. 55 on Feb. 22.

Iowa also retired the jerseys of former Hawkeye greats Charles "Chuck" Darling, Roy Marble and Murray Wier.

Additionally, all other retired numbers and jerseys for the Iowa men's and women's basketball programs are now hanging from the Carver-Hawkeye Arena rafters.

Garza swept all major postseason men's basketball awards in 2021 (Wooden, Naismith, Associated Press, Oscar Robertson, NABC, Lute Olson, Sporting News) to become the program's first consensus National Player of the Year. Garza is Iowa's only two-time unanimous consensus first-team All-American and only recipient in program history of the Big Ten Jesse Owens Male Athlete of the Year.

He was named national player of the year by six national outlets in 2020, as well being a two-time honoree of the Kareem Abdul-Jabbar Center of the Year and Pete Newell Big Man of the Year.

RECENT GRADUATES PLAYING PROFESSIONAL BASKETBALL

A number of recent Iowa basketball graduates are playing professionally: Joe Wieskamp (NBA San Antonio Spurs), Luka Garza (NBA Detroit Pistons), Jarrod Uthoff (Japan), Devyn Marble (Israel), Tyler Cook (NBA Chicago Bulls), Anthony Clemmons (Italy), Gabriel Olaseni (Turkey), Ryan Kriener (Matsuyama), Bakari Evelyn (Germany), Peter Jok (France), Melsahn Basabe (Puerto Rico), and Aaron White (Serbia).

MARGARET McCAFFERY RECEIVES DISTINGUISHED AWARD

Margaret McCaffery, wife of head coach Fran McCaffery, received the American Cancer Society's distinguished St. George Award during last Sunday's game versus Nebraska in Iowa City.

The St. George Award is one of the highest volunteer honors of the American Cancer Society and is presented to outstanding volunteers nationwide who have made significant contributions to the American Cancer Society's strategic goals.

Margaret has served on the ACS National Board of Directors since 2018. Margaret, along with Fran, have been a champion for the Coaches vs. Cancer program and have raised significant funds to support American Cancer Society efforts, including more than \$4.5 million the past 20 years. In addition to their work with the American Cancer Society and Coaches vs. Cancer, the McCafferys helped spearhead the launch of the new Adolescent and Young Adult (AYA) Cancer Program in Iowa City. The American Cancer Society awarded the McCafferys with the Fighting Spirit Award in 2015.

First conceived in 1949, the St. George National Award has been presented to more than 1,400 Society volunteers nationwide.

COACHING EXPERIENCE

Fran McCaffery has the most experienced coaching staffs in the country. The Iowa men's basketball staff has 75 years of combined collegiate head coaching experience and more than 125 years of collegiate coaching under their belts.

| Coach | Years |
|-----------------|--------------|
| Fran McCaffery | 26 years |
| Kirk Speraw | 20 years |
| Sherman Dillard | 10 years |
| Billy Taylor | 14 years |
| Al Seibert | 5 years |

HAWKEYE HOOPS HUDDLE

Prior to Iowa's tournament game on Thursday, there will be a Hawkeye Hoops Huddle at Tin Roof (36 South Pennsylvania Street, Indianapolis) from 10 a.m. - Noon (ET). Tin Roof is located approximately one block from Gainbridge Fieldhouse.

Should Iowa advance, additional huddles will be held at Tin Roof on Friday and Saturday, 10 a.m. - Noon (ET), and Sunday, 12:30-2:30 p.m. (ET).



2022 BIG TEN MEN'S BASKETBALL TOURNAMENT

MARCH 9-13 • GAINBRIDGE FIELDHOUSE • INDIANAPOLIS, IND.



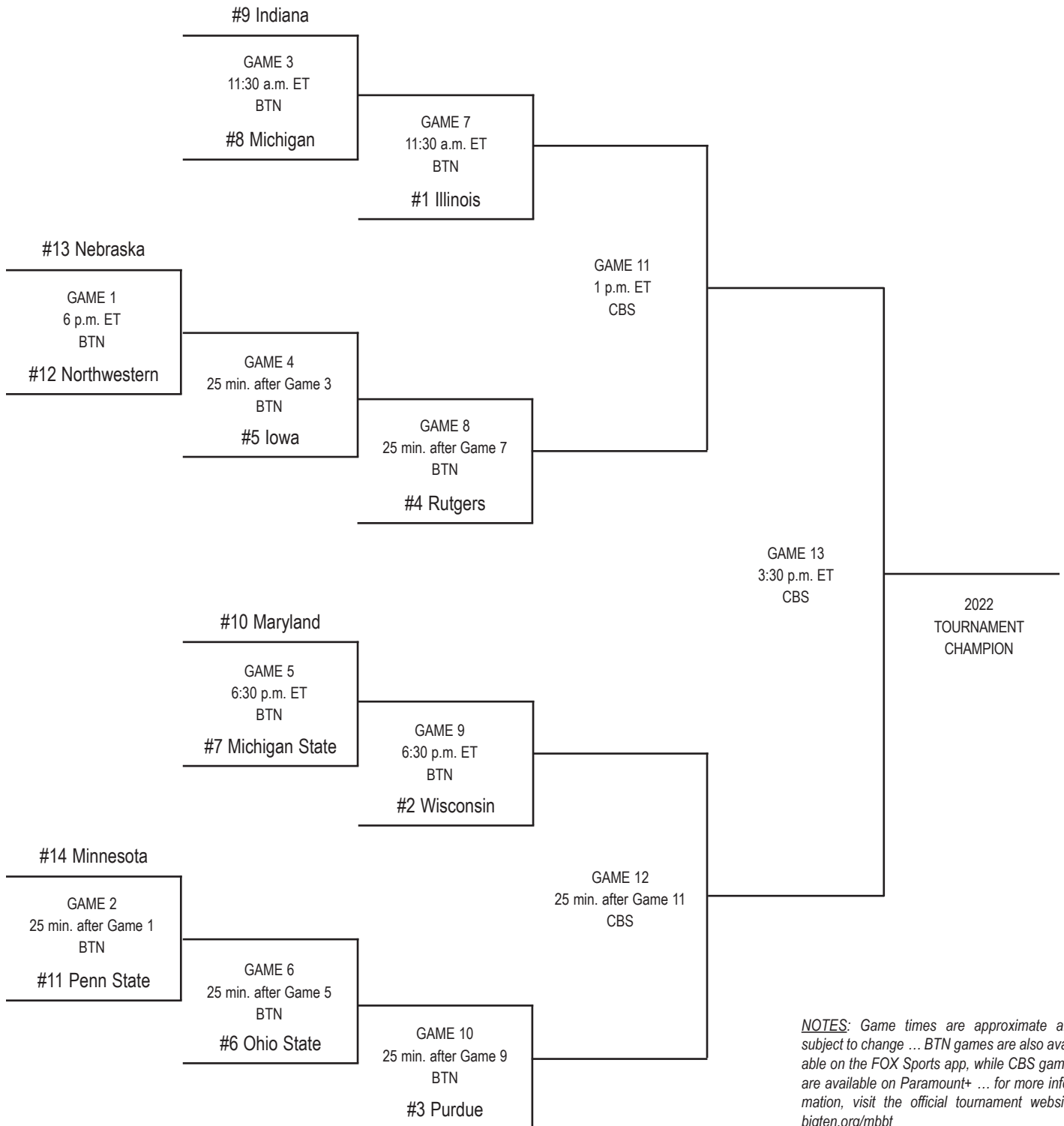
MARCH 9

MARCH 10

MARCH 11

MARCH 12

MARCH 13



NOTES: Game times are approximate and subject to change ... BTN games are also available on the FOX Sports app, while CBS games are available on Paramount+ ... for more information, visit the official tournament website, bigten.org/mbbt

GAME 32: IOWA AT BIG TEN TOURNAMENT



JOE TOUSSAINT

#2 • Guard
6-0 • 190 • Junior
Bronx, New York
Cardinal Hayes

SEASON HIGHS

POINTS..... 11 vs. ALABAMA STATE (11/18/21)
FGM..... 4, 4x, LAST AT MINNESOTA (1/16/22)
FGA..... 8, 2x, LAST AT MINNESOTA (1/16/22)
3-PT FGM..... 2 vs. ALABAMA STATE (11/18/21)
3-PT FGA..... 2, 9x, LAST AT ILLINOIS (3/6/22)
FTM..... 4 vs. PURDUE (1/27/22)
FTA..... 5 vs. PURDUE (1/27/22)
REB..... 5, 2x, LAST AT PENN STATE (1/31/22)
AST..... 11 vs. ALABAMA STATE (11/18/21)
STL..... 4, 2x, LAST vs. PURDUE (1/27/22)
BLK.....
MIN..... 34 AT RUTGERS (1/19/22)

CAREER HIGHS

POINTS..... 18 vs. PENN STATE (1/4/20)
FGM..... 7 AT NEBRASKA (1/7/20)
FGA..... 18 AT NEBRASKA (1/7/20)
3-PT FGM..... 2, 5x, LAST vs. ALABAMA STATE (11/18/21)
3-PT FGA..... 5 AT NEBRASKA (1/7/20)
FTM..... 9 vs. SAN DIEGO STATE (11/29/19)
FTA..... 9 vs. SAN DIEGO STATE (11/29/19)
REB..... 8 vs. CAL POLY (11/24/19)
AST..... 11 vs. ALABAMA STATE (11/18/21)
STL..... 6 AT MARYLAND (1/7/21)
BLK..... 1, 3x, LAST vs. W. ILLINOIS (12/3/20)
MIN..... 34, 2x, LAST AT RUTGERS (1/19/22)

| Opponent | Date | GS | MIN | Total | | 3-Pointers | | Free throws | | Rebounds | | | PF | A | TO | BLK | STL | PTS | AVG | | |
|------------------|------------|----|-----------|---------------|---------------|-------------|-------------|-------------|--------------|-------------|-----------|-----------|-----------|------------|-----------|------------|-----------|----------|-----------|------------|------------|
| | | | | FG-FGA | PCT | 3FG-3FGA | PCT | FT-FTA | PCT | OFF | DEF | TOT | | | | | | | | AVG | |
| Longwood | 11/09/2021 | * | 16:09 | 3-3 | 1.000 | 1-1 | 1.000 | 2-2 | 1.000 | 0 | 0 | 0 | 0.0 | 2 | 4 | 0 | 0 | 4 | 9 | 9.0 | |
| Kansas City | 11/12/2021 | * | 20:23 | 2-4 | .500 | 0-1 | .000 | 0-0 | .000 | 0 | 1 | 1 | 0.5 | 0 | 6 | 2 | 0 | 2 | 4 | 6.5 | |
| N.C. Central | 11/16/2021 | * | 18:29 | 1-5 | .200 | 0-1 | .000 | 0-0 | .000 | 1 | 1 | 2 | 1.0 | 1 | 2 | 0 | 0 | 0 | 2 | 5.0 | |
| Alabama St. | 11/18/2021 | * | 24:07 | 4-6 | .667 | 2-2 | 1.000 | 1-1 | 1.000 | 2 | 1 | 3 | 1.5 | 0 | 11 | 2 | 0 | 2 | 11 | 6.5 | |
| Western Mich. | 11/22/2021 | * | 17:03 | 3-6 | .500 | 0-0 | .000 | 0-0 | .000 | 0 | 1 | 1 | 1.4 | 2 | 4 | 1 | 0 | 3 | 6 | 6.4 | |
| Portland St. | 11/26/2021 | * | 13:12 | 1-4 | .250 | 0-0 | .000 | 0-0 | .000 | 0 | 0 | 0 | 1.2 | 2 | 3 | 3 | 0 | 1 | 2 | 5.7 | |
| at Virginia | 11/29/2021 | * | 26:02 | 4-7 | .571 | 0-1 | .000 | 2-2 | 1.000 | 0 | 3 | 3 | 1.4 | 2 | 0 | 0 | 0 | 0 | 10 | 6.3 | |
| at Purdue | 12/03/2021 | * | 15:34 | 3-4 | .750 | 1-1 | 1.000 | 0-0 | .000 | 0 | 2 | 2 | 1.5 | 3 | 4 | 1 | 0 | 1 | 7 | 6.4 | |
| Illinois | 12/06/2021 | * | 15:58 | 1-7 | .143 | 0-2 | .000 | 0-0 | .000 | 2 | 0 | 2 | 1.6 | 1 | 3 | 1 | 0 | 1 | 2 | 5.9 | |
| at Iowa St. | 12/09/2021 | * | 12:04 | 0-1 | .000 | 0-0 | .000 | 0-0 | .000 | 0 | 1 | 1 | 1.5 | 1 | 0 | 1 | 0 | 0 | 0 | 5.3 | |
| vs Utah St. | 12/18/2021 | * | 18:28 | 2-2 | 1.000 | 0-0 | .000 | 0-0 | .000 | 1 | 0 | 1 | 1.5 | 2 | 2 | 3 | 0 | 0 | 4 | 5.2 | |
| Southeastern La. | 12/21/2021 | * | 16:40 | 1-1 | 1.000 | 0-0 | .000 | 3-4 | .750 | 1 | 3 | 4 | 1.7 | 3 | 5 | 2 | 0 | 3 | 5 | 5.2 | |
| Western Ill. | 12/29/2021 | * | 13:18 | 0-1 | .000 | 0-0 | .000 | 2-2 | 1.000 | 1 | 4 | 5 | 1.9 | 1 | 1 | 1 | 0 | 0 | 2 | 4.9 | |
| Maryland | 01/03/2022 | * | 25:25 | 4-8 | .500 | 1-2 | .500 | 0-0 | .000 | 1 | 3 | 4 | 2.1 | 2 | 9 | 3 | 0 | 3 | 9 | 5.2 | |
| at Wisconsin | 01/06/2022 | * | 17:55 | 3-5 | .600 | 0-1 | .000 | 0-0 | .000 | 0 | 0 | 0 | 1.9 | 1 | 4 | 2 | 0 | 0 | 6 | 5.3 | |
| Indiana | 01/13/2022 | * | 20:35 | 2-5 | .400 | 1-1 | 1.000 | 0-0 | .000 | 0 | 0 | 0 | 1.8 | 2 | 1 | 2 | 0 | 3 | 5 | 5.3 | |
| at Minnesota | 01/16/2022 | * | 26:16 | 4-8 | .500 | 0-2 | .000 | 0-1 | .000 | 0 | 2 | 2 | 1.8 | 1 | 7 | 3 | 0 | 1 | 8 | 5.4 | |
| at Rutgers | 01/19/2022 | * | 34:21 | 2-3 | .667 | 1-1 | 1.000 | 3-4 | .750 | 1 | 4 | 5 | 2.0 | 1 | 5 | 3 | 0 | 3 | 8 | 5.6 | |
| Penn St. | 01/22/2022 | * | 22:35 | 1-4 | .250 | 0-2 | .000 | 2-2 | 1.000 | 1 | 2 | 3 | 2.1 | 2 | 4 | 2 | 0 | 3 | 4 | 5.5 | |
| Purdue | 01/27/2022 | * | 25:07 | 2-6 | .333 | 0-0 | .000 | 4-5 | .800 | 0 | 1 | 1 | 2.0 | 2 | 3 | 1 | 0 | 4 | 8 | 5.6 | |
| at Penn St. | 01/31/2022 | * | 18:45 | 0-4 | .000 | 0-1 | .000 | 0-0 | .000 | 1 | 4 | 5 | 2.1 | 2 | 2 | 1 | 0 | 0 | 0 | 5.3 | |
| Minnesota | 02/06/2022 | * | 05:48 | 0-1 | .000 | 0-1 | .000 | 0-0 | .000 | 0 | 0 | 0 | 2.0 | 1 | 1 | 0 | 0 | 2 | 0 | 5.1 | |
| at Maryland | 02/10/2022 | * | 17:47 | 2-5 | .400 | 0-2 | .000 | 1-2 | .500 | 1 | 1 | 2 | 2.0 | 0 | 5 | 0 | 0 | 1 | 5 | 5.1 | |
| Nebraska | 02/13/2022 | * | 16:16 | 1-6 | .167 | 0-2 | .000 | 0-0 | .000 | 0 | 0 | 0 | 2.0 | 1 | 4 | 2 | 0 | 3 | 2 | 5.0 | |
| Michigan | 02/17/2022 | * | 13:29 | 1-2 | .500 | 0-0 | .000 | 0-0 | .000 | 0 | 3 | 3 | 2.0 | 0 | 2 | 1 | 0 | 0 | 2 | 4.8 | |
| at Ohio St. | 02/19/2022 | * | 22:31 | 2-4 | .500 | 0-2 | .000 | 0-0 | .000 | 0 | 2 | 2 | 2.0 | 3 | 1 | 1 | 0 | 0 | 4 | 4.8 | |
| Michigan St. | 02/22/2022 | * | 17:58 | 2-4 | .500 | 0-0 | .000 | 0-0 | .000 | 0 | 2 | 2 | 2.0 | 2 | 4 | 1 | 0 | 0 | 4 | 4.8 | |
| at Nebraska | 02/25/2022 | * | 05:39 | 0-0 | .000 | 0-0 | .000 | 0-0 | .000 | 0 | 0 | 0 | 1.9 | 2 | 2 | 0 | 0 | 0 | 0 | 4.6 | |
| Northwestern | 02/28/2022 | * | 18:33 | 2-4 | .500 | 0-1 | .000 | 0-0 | .000 | 1 | 1 | 2 | 1.9 | 0 | 4 | 2 | 0 | 1 | 4 | 4.6 | |
| at Michigan | 03/03/2022 | * | 08:47 | 0-4 | .000 | 0-1 | .000 | 0-0 | .000 | 0 | 0 | 0 | 1.9 | 0 | 2 | 0 | 0 | 0 | 0 | 4.4 | |
| at Illinois | 03/06/2022 | * | 19:43 | 2-4 | .500 | 1-2 | .500 | 0-0 | .000 | 0 | 1 | 1 | 1.8 | 3 | 4 | 3 | 0 | 2 | 5 | 4.5 | |
| Totals | | | 21 | 564:56 | 55-128 | .430 | 8-30 | .267 | 20-25 | .800 | 14 | 43 | 57 | 1.8 | 45 | 109 | 44 | 0 | 43 | 138 | 4.5 |

CAREER STATISTICS

| YEAR | G/GS | FG-A | PCT | 3-PT | PCT | FT-A | PCT | REB | AVG | PF-FO | AST | TO | BLK | STL | PTS | AVG |
|---------------|--------------|----------------|-------------|--------------|-------------|----------------|-------------|------------|------------|--------------|------------|------------|----------|------------|------------|------------|
| Fresh. | 31/20 | 68-180 | .378 | 11-37 | .297 | 54-65 | .831 | 62 | 2.0 | 62-1 | 90 | 62 | 2 | 36 | 201 | 6.5 |
| Soph. | 31/0 | 42-99 | .424 | 3-11 | .273 | 28-45 | .622 | 37 | 1.2 | 49-0 | 75 | 45 | 1 | 24 | 115 | 3.7 |
| Junior | 31/21 | 55-128 | .430 | 8-30 | .267 | 20-25 | .800 | 57 | 1.8 | 45-0 | 109 | 44 | 0 | 43 | 138 | 4.5 |
| TOTALS | 93/41 | 165-407 | .405 | 22-78 | .282 | 102-135 | .756 | 156 | 1.7 | 156-1 | 274 | 151 | 3 | 103 | 454 | 4.9 |



AHRON ULIS

#4 • Guard
6-3 • 195 • Sophomore
Chicago Heights, Ill.
Marion Catholic HS

SEASON HIGHS

POINTS..... 12 vs. N.C. CENTRAL (11/16/21)
FGM..... 4 vs. MINNESOTA (2/6/22)
FGA..... 9 vs. MINNESOTA (2/6/22)
3-PT FGM..... 1, 4x, LAST vs. MINNESOTA (2/6/22)
3-PT FGA..... 2, 3x, LAST vs. MINNESOTA (2/6/22)
FTM..... 7, 2x, LAST AT PENN STATE (1/31/22)
FTA..... 8, 2x, LAST AT PENN STATE (1/31/22)
REB..... 5, 2x, LAST vs. MINNESOTA (2/6/22)
AST..... 8 vs. WESTERN MICHIGAN (11/22/21)
STL..... 3 vs. ILLINOIS (12/6/21)
BLK.....
MIN..... 27 AT PENN STATE (1/31/22)

CAREER HIGHS

POINTS..... 12 vs. N.C. CENTRAL (11/16/21)
FGM..... 4 vs. MINNESOTA (2/6/22)
FGA..... 9 vs. MINNESOTA (2/6/22)
3-PT FGM..... 1, 4x, LAST vs. MINNESOTA (2/6/22)
3-PT FGA..... 2, 3x, LAST vs. MINNESOTA (2/6/22)
FTM..... 7, 2x, LAST AT PENN STATE (1/31/22)
FTA..... 8, 2x, LAST AT PENN STATE (1/31/22)
REB..... 5, 2x, LAST vs. MINNESOTA (2/6/22)
AST..... 8 vs. WESTERN MICHIGAN (11/22/21)
STL..... 3 vs. ILLINOIS (12/6/21)
BLK..... 1 vs. OREGON (3/22/21)
MIN..... 27 AT PENN STATE (1/31/22)

| Opponent | Date | GS | MIN | Total | | 3-Pointers | | Free throws | | Rebounds | | | PF | A | TO | BLK | STL | PTS | AVG | |
|------------------|------------|----|-------|--------|-------|------------|-------|-------------|-------|----------|-----|-----|-----|---|----|-----|-----|-----|-----|-----|
| | | | | FG-FGA | PCT | 3FG-3FGA | PCT | FT-FTA | PCT | OFF | DEF | TOT | | | | | | | | AVG |
| Longwood | 11/09/2021 | | 19:34 | 3-4 | .750 | 0-0 | .000 | 0-0 | .000 | 2 | 2 | 4 | 4.0 | 3 | 5 | 1 | 0 | 0 | 6 | 6.0 |
| Kansas City | 11/12/2021 | | 13:00 | 2-2 | 1.000 | 0-0 | .000 | 0-1 | .000 | 0 | 0 | 0 | 2.0 | 0 | 1 | 0 | 0 | 1 | 4 | 5.0 |
| N.C. Central | 11/16/2021 | | 21:31 | 2-5 | .400 | 1-1 | 1.000 | 7-8 | .875 | 0 | 3 | 3 | 2.3 | 1 | 4 | 2 | 0 | 1 | 12 | 7.3 |
| Alabama St. | 11/18/2021 | | 15:53 | 0-3 | .000 | 0-2 | .000 | 0-1 | .000 | 0 | 0 | 0 | 1.8 | 4 | 1 | 1 | 0 | 2 | 0 | 5.5 |
| Western Mich. | 11/22/2021 | | 18:53 | 1-4 | .250 | 0-0 | .000 | 0-0 | .000 | 0 | 2 | 2 | 1.8 | 0 | 8 | 2 | 0 | 1 | 2 | 4.8 |
| Portland St. | 11/26/2021 | | 12:21 | 0-1 | .000 | 0-0 | .000 | 0-0 | .000 | 0 | 2 | 2 | 1.8 | 1 | 0 | 2 | 0 | 0 | 0 | 4.0 |
| at Virginia | 11/29/2021 | | 12:48 | 1-2 | .500 | 0-0 | .000 | 0-0 | .000 | 0 | 2 | 2 | 1.9 | 0 | 2 | 0 | 0 | 0 | 2 | 3.7 |
| at Purdue | 12/03/2021 | | 19:46 | 2-6 | .333 | 1-1 | 1.000 | 2-2 | 1.000 | 2 | 1 | 3 | 2.0 | 4 | 1 | 0 | 0 | 0 | 7 | 4.1 |
| Illinois | 12/06/2021 | | 24:18 | 3-6 | .500 | 1-2 | .500 | 4-4 | 1.000 | 0 | 0 | 0 | 1.8 | 4 | 7 | 0 | 0 | 3 | 11 | 4.9 |
| at Iowa St. | 12/09/2021 | | 15:28 | 0-2 | .000 | 0-0 | .000 | 0-0 | .000 | 0 | 2 | 2 | 1.8 | 1 | 4 | 2 | 0 | 1 | 0 | 4.4 |
| vs Utah St. | 12/18/2021 | | 19:23 | 1-4 | .250 | 0-1 | .000 | 2-2 | 1.000 | 1 | 3 | 4 | 2.0 | 0 | 4 | 2 | 0 | 2 | 4 | 4.4 |
| Southeastern La. | 12/21/2021 | | 12:59 | 2-3 | .667 | 0-1 | .000 | 0-0 | .000 | 1 | 2 | 3 | 2.1 | 3 | 1 | 1 | 0 | 0 | 4 | 4.3 |
| Western Ill. | 12/29/2021 | | 19:26 | 1-3 | .333 | 0-0 | .000 | 5-5 | 1.000 | 0 | 3 | 3 | 2.2 | 3 | 5 | 2 | 0 | 1 | 7 | 4.5 |
| Maryland | 01/03/2022 | | 14:35 | 1-2 | .500 | 0-0 | .000 | 0-1 | .000 | 1 | 1 | 2 | 2.1 | 0 | 1 | 0 | 0 | 0 | 2 | 4.4 |
| at Wisconsin | 01/06/2022 | | 14:44 | 1-2 | .500 | 0-0 | .000 | 0-0 | .000 | 0 | 3 | 3 | 2.2 | 0 | 2 | 1 | 0 | 0 | 2 | 4.2 |
| Indiana | 01/13/2022 | | 18:17 | 0-4 | .000 | 0-0 | .000 | 4-4 | 1.000 | 2 | 2 | 4 | 2.3 | 1 | 2 | 2 | 0 | 0 | 4 | 4.2 |
| at Minnesota | 01/16/2022 | | 11:38 | 0-1 | .000 | 0-0 | .000 | 0-0 | .000 | 1 | 1 | 2 | 2.3 | 2 | 3 | 0 | 0 | 0 | 0 | 3.9 |
| at Rutgers | 01/19/2022 | | 05:37 | 0-2 | .000 | 0-0 | .000 | 0-0 | .000 | 0 | 0 | 0 | 2.2 | 1 | 0 | 1 | 0 | 0 | 0 | 3.7 |
| Penn St. | 01/22/2022 | | 06:25 | 1-1 | 1.000 | 0-0 | .000 | 0-0 | .000 | 0 | 0 | 0 | 2.1 | 0 | 0 | 1 | 0 | 0 | 0 | 3.6 |
| Purdue | 01/27/2022 | | 14:53 | 1-3 | .333 | 0-0 | .000 | 0-0 | .000 | 2 | 0 | 2 | 2.1 | 1 | 1 | 2 | 0 | 1 | 2 | 3.6 |
| at Penn St. | 01/31/2022 | | 27:26 | 0-7 | .000 | 0-0 | .000 | 7-8 | .875 | 2 | 3 | 5 | 2.2 | 2 | 5 | 0 | 0 | 0 | 7 | 3.7 |
| Minnesota | 02/06/2022 | | 21:29 | 4-9 | .444 | 1-2 | .500 | 0-2 | .000 | 1 | 4 | 5 | 2.3 | 1 | 2 | 1 | 0 | 2 | 9 | 4.0 |
| at Maryland | 02/10/2022 | | 13:47 | 1-5 | .200 | 0-1 | .000 | 1-2 | .500 | 0 | 1 | 1 | 2.3 | 1 | 3 | 0 | 0 | 1 | 3 | 3.9 |
| Nebraska | 02/13/2022 | | 07:41 | 0-0 | .000 | 0-0 | .000 | 0-0 | .000 | 0 | 0 | 0 | 2.2 | 0 | | | | | | |



GAME-BY-GAME RESULTS

Overall: 22-9 Big Ten: 12-8 Home: 15-3 Away: 6-6 Neutral: 1-0

| Date | Opponent | Result | Attend. | Top Scorer | Top Rebounder |
|-----------|------------------------|----------------|---------|-------------------------|-------------------------------|
| Nov. 9 | Longwood | W, 106-73 | 9,259 | Keegan Murray, 24 | Murray/Murray/C. McCaffery, 7 |
| Nov. 12 | Kansas City | W, 89-57 | 11,133 | Keegan Murray, 25 | Filip Rebraca, 13 |
| Nov. 16 | N.C. Central | W, 86-69 | 9,132 | Keegan Murray, 27 | Keegan Murray, 21 |
| Nov. 18 | Alabama State | W, 108-82 | 9,957 | Keegan Murray, 26 | Rebraca/Kris Murray, 8 |
| Nov. 22 | Western Michigan | W, 109-61 | 10,044 | Keegan Murray, 29 | Kris Murray, 8 |
| Nov. 26 | Portland State | W, 85-51 | 11,756 | Keegan Murray, 23 | Rebraca/Keegan Murray, 9 |
| ^ Nov. 29 | at Virginia | W, 75-74 | 13,542 | Jordan Bohannon, 20 | Keegan Murray, 9 |
| * Dec. 3 | at #2 Purdue | L, 70-77 | 14,804 | Patrick McCaffery, 15 | Rebraca/Ogundele, 5 |
| * Dec. 6 | Illinois | L, 83-87 | 12,072 | Keegan Murray, 19 | Filip Rebraca, 8 |
| + Dec. 9 | at #17 Iowa State | L, 53-73 | 14,267 | Jordan Bohannon, 17 | Keegan Murray, 7 |
| # Dec. 18 | vs. Utah State | W, 94-75 | 3,250 | Keegan Murray, 35 | Keegan Murray, 7 |
| Dec. 21 | Southeastern Louisiana | W, 93-62 | 10,891 | Keegan Murray, 20 | Keegan Murray, 10 |
| Dec. 29 | Western Illinois | W, 92-71 | 15,056 | Keegan Murray, 29 | Keegan Murray, 10 |
| * Jan. 3 | Maryland | W, 80-75 | 10,327 | Keegan Murray, 35 | Rebraca/Keegan Murray, 8 |
| * Jan. 6 | at #23 Wisconsin | L, 78-87 | 15,212 | Keegan Murray, 27 | Patrick McCaffery, 7 |
| * Jan. 13 | Indiana | W, 83-74 | 11,246 | Kris Murray, 29 | Kris Murray, 11 |
| * Jan. 16 | at Minnesota | W, 81-71 | 10,925 | Keegan Murray, 25 | Filip Rebraca, 12 |
| * Jan. 19 | at Rutgers | L, 46-48 | 8,000 | Keegan Murray, 13 | Keegan Murray, 13 |
| * Jan. 22 | Penn State | W, 68-51 | 15,056 | Keegan Murray, 15 | Keegan Murray, 8 |
| * Jan. 27 | #6 Purdue | L, 73-83 | 12,723 | Kris Murray, 23 | Keegan Murray, 9 |
| * Jan. 31 | at Penn State | L, 86-90 (2OT) | 7,977 | Keegan Murray, 21 | Patrick McCaffery, 7 |
| * Feb. 6 | Minnesota | W, 71-59 | 14,558 | Keegan Murray, 24 | Keegan Murray, 15 |
| * Feb. 10 | at Maryland | W, 110-87 | 12,649 | Ke. Murray/Bohannon, 30 | Rebraca/Keegan Murray, 7 |
| * Feb. 13 | Nebraska | W, 98-75 | 13,772 | Keegan Murray, 37 | Payton Sandfort, 8 |
| * Feb. 17 | Michigan | L, 79-84 | 13,048 | Keegan Murray, 23 | Keegan Murray, 7 |
| * Feb. 19 | at #18 Ohio State | W, 75-62 | 15,876 | Keegan Murray, 24 | Kris Murray, 8 |
| * Feb. 22 | Michigan State | W, 86-60 | 14,634 | Keegan Murray, 28 | Filip Rebraca, 7 |
| * Feb. 25 | at Nebraska | W, 88-78 | 15,960 | Tony Perkins, 20 | Keegan Murray, 11 |
| * Feb. 28 | Northwestern | W, 82-61 | 13,231 | Keegan Murray, 26 | Keegan Murray, 18 |
| * March 3 | at Michigan | W, 82-71 | 12,707 | Keegan Murray, 23 | Keegan Murray, 7 |
| * March 6 | at #20 Illinois | L, 74-74 | 15,544 | Keegan Murray, 22 | Tony Perkins, 12 |

- ^ - Big Ten/ACC Challenge
- + - Iowa Corn Cy-Hawk Series
- # - Sioux Falls, South Dakota
- * - Big Ten Conference Game
- % - Big Ten Tournament -- Indianapolis



GAME-BY-GAME STATISTICS

| Team | Score | FG-A | PCT | 3-PT. FG | PCT | FT-FTA | PCT | REB | PF | AST | TO | BLK | STL |
|----------------------|-------|-------|------|----------|------|--------|-------|-----|----|-----|----|-----|-----|
| at Iowa | 106 | 36-65 | .554 | 15-33 | .455 | 19-22 | .864 | 43 | 20 | 24 | 8 | 8 | 6 |
| Longwood | 73 | 26-74 | .351 | 9-32 | .281 | 12-16 | .750 | 38 | 22 | 17 | 12 | 0 | 5 |
| at Iowa | 89 | 34-65 | .523 | 4-16 | .250 | 17-22 | .773 | 39 | 11 | 18 | 8 | 5 | 11 |
| Kansas City | 57 | 23-56 | .411 | 7-22 | .318 | 4-6 | .667 | 27 | 22 | 12 | 17 | 2 | 4 |
| at Iowa | 86 | 23-61 | .377 | 5-23 | .217 | 35-41 | .854 | 44 | 14 | 15 | 8 | 4 | 5 |
| N.C. Central | 69 | 28-59 | .475 | 5-15 | .333 | 8-12 | .667 | 31 | 30 | 11 | 15 | 3 | 5 |
| at Iowa | 108 | 38-73 | .521 | 20-44 | .455 | 12-16 | .750 | 44 | 14 | 28 | 10 | 2 | 7 |
| Alabama State | 82 | 29-59 | .492 | 11-24 | .458 | 13-19 | .684 | 27 | 17 | 17 | 14 | 2 | 8 |
| at Iowa | 109 | 38-72 | .528 | 12-26 | .462 | 21-23 | .913 | 37 | 9 | 20 | 7 | 6 | 15 |
| Western Michigan | 61 | 24-63 | .381 | 6-26 | .231 | 7-7 | 1.000 | 38 | 17 | 14 | 24 | 2 | 6 |
| at Iowa | 85 | 32-66 | .485 | 6-19 | .316 | 15-19 | .789 | 43 | 12 | 15 | 13 | 4 | 11 |
| Portland State | 51 | 20-65 | .308 | 4-27 | .148 | 7-9 | .778 | 39 | 17 | 10 | 23 | 2 | 8 |
| Iowa | 75 | 30-56 | .536 | 10-21 | .476 | 5-10 | .500 | 30 | 10 | 12 | 4 | 3 | 2 |
| at Virginia | 74 | 30-57 | .526 | 9-18 | .500 | 5-9 | .556 | 29 | 12 | 16 | 5 | 2 | 0 |
| Iowa | 70 | 25-62 | .403 | 5-21 | .238 | 15-22 | .682 | 30 | 29 | 12 | 9 | 0 | 6 |
| at #2 Purdue | 77 | 21-50 | .420 | 8-19 | .421 | 27-37 | .730 | 42 | 18 | 14 | 17 | 2 | 5 |
| at Iowa | 83 | 31-69 | .449 | 8-22 | .364 | 13-19 | .684 | 23 | 21 | 16 | 4 | 5 | 9 |
| Illinois | 87 | 26-59 | .441 | 11-25 | .440 | 24-28 | .857 | 52 | 19 | 16 | 18 | 0 | 4 |
| Iowa | 53 | 17-63 | .270 | 5-27 | .185 | 14-15 | .933 | 32 | 18 | 10 | 12 | 6 | 7 |
| at #17 Iowa State | 73 | 27-62 | .435 | 8-25 | .320 | 11-17 | .647 | 50 | 16 | 18 | 16 | 4 | 5 |
| Iowa | 94 | 35-64 | .547 | 8-26 | .308 | 16-21 | .762 | 35 | 21 | 21 | 9 | 4 | 11 |
| vs. Utah State | 75 | 25-51 | .490 | 8-23 | .348 | 17-24 | .708 | 23 | 19 | 18 | 14 | 1 | 4 |
| at Iowa | 93 | 32-68 | .471 | 11-33 | .333 | 18-25 | .720 | 50 | 15 | 21 | 11 | 3 | 7 |
| SE Louisiana | 62 | 22-60 | .367 | 8-22 | .364 | 10-17 | .588 | 32 | 19 | 15 | 15 | 2 | 4 |
| at Iowa | 92 | 34-63 | .540 | 6-15 | .400 | 18-20 | .900 | 41 | 12 | 15 | 12 | 8 | 5 |
| Western Illinois | 71 | 30-72 | .417 | 5-30 | .167 | 6-6 | 1.000 | 31 | 16 | 4 | 9 | 0 | 6 |
| at Iowa | 80 | 30-61 | .492 | 8-20 | .400 | 12-19 | .632 | 34 | 15 | 17 | 7 | 4 | 6 |
| Maryland | 75 | 28-61 | .459 | 9-25 | .360 | 10-17 | .588 | 38 | 20 | 11 | 9 | 1 | 6 |
| Iowa | 78 | 30-61 | .492 | 7-20 | .350 | 11-19 | .579 | 26 | 22 | 19 | 8 | 7 | 4 |
| at #23 Wisconsin | 87 | 33-66 | .500 | 5-17 | .294 | 16-23 | .696 | 43 | 20 | 15 | 8 | 1 | 6 |
| at Iowa | 83 | 28-63 | .444 | 6-18 | .333 | 21-25 | .840 | 35 | 22 | 9 | 12 | 7 | 15 |
| Indiana | 74 | 27-53 | .509 | 7-22 | .318 | 13-21 | .619 | 31 | 21 | 17 | 23 | 5 | 4 |
| Iowa | 81 | 33-68 | .485 | 5-22 | .227 | 10-16 | .625 | 40 | 14 | 18 | 8 | 5 | 10 |
| at Minnesota | 71 | 28-55 | .509 | 6-16 | .375 | 9-14 | .643 | 31 | 18 | 12 | 14 | 2 | 5 |
| Iowa | 46 | 17-61 | .279 | 6-27 | .222 | 6-11 | .545 | 38 | 16 | 8 | 10 | 5 | 8 |
| at Rutgers | 48 | 18-58 | .310 | 2-13 | .154 | 10-13 | .769 | 49 | 15 | 13 | 15 | 10 | 7 |
| at Iowa | 68 | 22-54 | .407 | 10-32 | .313 | 14-18 | .778 | 37 | 13 | 15 | 10 | 5 | 9 |
| Penn State | 51 | 17-51 | .333 | 7-25 | .280 | 10-13 | .769 | 34 | 18 | 10 | 17 | 1 | 4 |
| at Iowa | 73 | 24-64 | .375 | 8-27 | .296 | 17-18 | .944 | 31 | 20 | 10 | 9 | 2 | 8 |
| #6 Purdue | 83 | 30-49 | .612 | 13-22 | .591 | 10-22 | .455 | 36 | 17 | 21 | 15 | 2 | 7 |
| Iowa | 86 | 27-77 | .351 | 11-31 | .355 | 21-28 | .750 | 43 | 22 | 17 | 8 | 3 | 7 |
| at Penn State (2 OT) | 90 | 33-74 | .446 | 6-27 | .222 | 18-24 | .750 | 53 | 23 | 12 | 12 | 2 | 6 |
| at Iowa | 71 | 29-65 | .446 | 9-23 | .391 | 4-9 | .444 | 38 | 10 | 12 | 6 | 6 | 7 |
| Minnesota | 59 | 22-61 | .361 | 9-23 | .391 | 6-9 | .667 | 40 | 9 | 9 | 12 | 4 | 4 |
| Iowa | 110 | 39-65 | .600 | 19-34 | .559 | 13-21 | .619 | 37 | 13 | 22 | 9 | 3 | 8 |
| at Maryland | 87 | 31-65 | .477 | 14-26 | .538 | 11-13 | .846 | 28 | 16 | 14 | 12 | 2 | 6 |
| at Iowa | 98 | 39-76 | .513 | 10-28 | .357 | 10-12 | .833 | 41 | 16 | 19 | 9 | 4 | 10 |
| Nebraska | 75 | 27-62 | .435 | 7-25 | .280 | 14-16 | .875 | 35 | 15 | 18 | 15 | 2 | 5 |
| at Iowa | 79 | 31-70 | .443 | 4-18 | .222 | 13-20 | .650 | 37 | 18 | 16 | 11 | 5 | 3 |
| Michigan | 84 | 31-62 | .500 | 4-20 | .200 | 18-23 | .783 | 40 | 17 | 21 | 11 | 4 | 7 |
| Iowa | 75 | 27-64 | .422 | 6-21 | .286 | 15-21 | .714 | 40 | 20 | 12 | 8 | 3 | 3 |
| at #18 Ohio State | 62 | 23-49 | .469 | 2-11 | .182 | 14-21 | .667 | 31 | 17 | 7 | 14 | 7 | 7 |
| at Iowa | 86 | 28-65 | .431 | 12-28 | .429 | 18-20 | .900 | 44 | 12 | 15 | 8 | 4 | 6 |
| Michigan State | 60 | 25-71 | .352 | 8-26 | .308 | 2-4 | .500 | 43 | 17 | 18 | 12 | 3 | 5 |
| Iowa | 88 | 31-62 | .500 | 9-22 | .409 | 17-24 | .708 | 35 | 13 | 12 | 10 | 4 | 1 |
| at Nebraska | 78 | 29-56 | .518 | 8-18 | .444 | 12-15 | .800 | 29 | 20 | 14 | 10 | 4 | 5 |
| at Iowa | 82 | 27-69 | .391 | 13-35 | .371 | 15-21 | .714 | 50 | 18 | 16 | 11 | 3 | 10 |
| Northwestern | 61 | 21-56 | .375 | 8-25 | .320 | 11-18 | .611 | 35 | 20 | 13 | 15 | 5 | 7 |
| Iowa | 82 | 30-57 | .526 | 11-19 | .579 | 11-12 | .917 | 29 | 13 | 11 | 9 | 6 | 10 |
| at Michigan | 71 | 30-60 | .500 | 7-19 | .368 | 4-8 | .500 | 31 | 11 | 16 | 13 | 6 | 4 |
| Iowa | 72 | 27-62 | .435 | 8-21 | .381 | 10-22 | .455 | 38 | 19 | 13 | 10 | 4 | 5 |
| at #20 Illinois | 74 | 26-62 | .419 | 8-22 | .364 | 14-18 | .778 | 41 | 19 | 16 | 12 | 5 | 2 |



SEASON & CAREER BESTS/THE LAST TIME...

Season Bests

| Player | Points | 3-Pointers | Rebounds | Assists | Blocks | Steals |
|-------------------|------------------|-----------------|------------------|-----------------|----------------|-----------------|
| Austin Ash | 8, Portland St | 2, twice | 3, Michigan St | 2, twice | --- | --- |
| Jordan Bohannon | 30, Maryland | 10, Maryland | 4, Nebraska | 5, twice | --- | 3, twice |
| Carter Kingsbury | --- | --- | --- | --- | --- | --- |
| Luc Laketa | 3, twice | 1, twice | 1, Portland St | 1, SE Louisiana | --- | 1, twice |
| Connor McCaffery | 17, Northwestern | 5, Northwestern | 8, SE Louisiana | 7, Portland St | --- | 3, Penn State |
| Patrick McCaffery | 18, Minnesota | 3, twice | 7, three times | 4, three times | 2, twice | 3, Indiana |
| Riley Mulvey | 8, W. Michigan | --- | 5, Alabama St | 1, twice | 1, W. Illinois | 1, Kansas City |
| Keegan Murray | 37, Nebraska | 5, Maryland | 21, N.C. Central | 4, Alabama St | 5, Longwood | 3, five times |
| Kris Murray | 29, Indiana | 3, four times | 11, Indiana | 3, Penn State | 3, Indiana | 3, Indiana |
| Josh Ogundele | 7, Purdue | --- | 5, Purdue | --- | 2, Illinois | 2, Portland St |
| Tony Perkins | 20, Nebraska | 2, four times | 12, Illinois | 5, Michigan | 1, three times | 5, Northwestern |
| Filip Rebraca | 13, Maryland | 1, Alabama St | 13, Kansas City | 3, Michigan | 2, four times | 3, Minnesota |
| Payton Sandfort | 21, Alabama St | 5, twice | 8, Nebraska | 2, three times | 1, four times | 1, three times |
| Joe Toussaint | 11, Alabama St | 2, Alabama St | 5, three times | 11, Alabama St | --- | 4, twice |
| Ahron Ulis | 12, N.C. Central | 1, four times | 5, twice | 8, W. Michigan | --- | 3, Illinois |

Career Bests

| Player | Points | 3-Pointers | Rebounds | Assists | Blocks | Steals |
|-------------------|-----------------------|----------------------|-----------------------|---------------------|---------------------|----------------------|
| Austin Ash | 9, Savannah St., '18 | 3, Savannah St., '18 | 3, Michigan St, '22 | 2, three times | --- | 2, Indiana |
| Jordan Bohannon | 30, twice | 10, Maryland, '22 | 7, twice | 14, Minnesota, '21 | 1, Nebraska '17 | 6, Pitt, '18 |
| Carter Kingsbury | --- | --- | --- | --- | --- | --- |
| Luc Laketa | 3, twice | 1, twice | 1, Portland St, '21 | 1, SE Louisiana | --- | 1, twice |
| Connor McCaffery | 19, UConn, '18 | 5, N'Western, '22 | 13, Michigan, '20 | 10, Maryland, '21 | 1, seven times | 3, seven times |
| Patrick McCaffery | 19, Nebraska, '21 | 3, four times | 7, three times | 4, three times | 2, four times | 3, Indiana |
| Riley Mulvey | 8, W. Michigan, '21 | --- | 5, Alabama St, '21 | 1, twice | 1, W. Illinois, '21 | 1, Kansas City, '21 |
| Keegan Murray | 37, Nebraska, '22 | 5, Maryland, '21 | 21, N.C. Central, '21 | 4, Alabama St, '21 | 5, Longwood, '21 | 3, six times |
| Kris Murray | 29, Indiana, '22 | 3, four times | 11, Indiana, '22 | 3, Penn State, '22 | 3, Indiana, '22 | 3, Indiana, '22 |
| Josh Ogundele | 7, Purdue, '21 | --- | 5, Purdue, '21 | --- | 2, Illinois '21 | 2, Portland St, '21 |
| Tony Perkins | 20, Nebraska, '22 | 2, four times | 12, Illinois, '22 | 5, Michigan, '22 | 1, four times | 5, N'Western, '22 |
| Filip Rebraca | 26, South Dakota, '20 | 2, eight times | 16, Denver, '20 | 5, twice | 8, Milwaukee, '19 | 4, Oral Roberts, '19 |
| Payton Sandfort | 21, Alabama St, '21 | 5, twice | 8, Nebraska, '22 | 2, three times | 1, four times | 1, three times |
| Joe Toussaint | 18, Penn State, '20 | 2, four times | 8, Cal Poly, '19 | 11, Alabama St, '21 | 1, W. Illinois, '20 | 6, Maryland, '21 |
| Ahron Ulis | 12, N.C. Central, '21 | 1, four times | 5, twice | 8, W. Michigan, '21 | 1, Oregon, '21 | 3, Illinois, '21 |

The Last Time a Player . . .

Had 30 or more points

Iowa -- 30, Keegan Murray vs. Nebraska, 2/13/22
Opponent -- 30, Marcus Carr, Minnesota, 12/25/20

Made at least 90% of his FGA (10 att.)

Iowa -- .928 (13-14), Luka Garza vs. Iowa State, 12/11/20
Opponent -- .900 (9-10), Mike Watkins, Penn State, 2/3/18

Made 100% of his FTA (10 att.)

Iowa -- 1.000 (10-10), Jordan Bohannon vs. Nebraska 1/6/19
Opponent -- 1.000 (12-12), Bonzie Colson, Notre Dame, 11/29/16

Had 15 or more rebounds

Iowa -- 18, Keegan Murray vs. Northwestern, 2/28/22
Opponent -- 18, Kofi Cockburn, Illinois, 12/6/21

Had 10 or more assists

Iowa -- 11, Joe Toussaint vs. Alabama State, 11/18/21
Opponent -- 10, Cam Mack, Nebraska, 1/7/20

Had 5 or more blocks

Iowa -- 5, Keegan Murray vs. Longwood, 11/9/21
Opponent -- 6, E. J. Liddell, Ohio State, 2/19/22

Had 5 or more steals

Iowa -- 5, Tony Perkins vs. Northwestern, 2/28/22
Opponent -- 5, Chris McNeal, Cincinnati, 12/21/19

The Last Time a Team . . .

Scored 100 or more points

Iowa -- 110 at Maryland, 2/10/22
Opponent -- 102 by Minnesota, 12/25/20

Scored 40 or fewer points

Iowa -- 40 at Wisconsin, 3/3/10
Opponent -- 39 by UNC Wilmington, 11/8/13

Won an overtime game

Iowa -- 76-70 (OT) at Indiana, 2/22/19
Opponent -- 90-86 (2 OT) by Penn State, 1/31/22

Made at least 60% of its FGA (20 att.)

Iowa -- .600 (39-65) at Maryland, 2/10/22
Opponent -- .612 (30-49) by Purdue, 1/27/22

Made at least 50% of its 3-pt. FGA (8 att.)

Iowa -- .579 (11-19) at Michigan, 3/3/22
Opponent -- .538 (14-26) by Maryland, 2/10/22

Made at least 90% of its FTA (10 att.)

Iowa -- .917 (11-12) at Michigan, 3/3/22
Opponent -- .947 (18-19) by San Diego State, 11/29/19





SEASON HIGHS & LOWS/SPECIALITY STATS

| CATEGORY | IOWA | | OPPONENTS | |
|----------------------|------|------|-----------|------------------------------|
| Points | High | 110 | 90 | Penn State |
| | Low | 46 | 48 | Rutgers |
| FG Made | High | 39 | 33 | Wisconsin/Penn State |
| | Low | 17 | 17 | Penn State |
| FG Att. | High | 77 | 74 | Longwood/Penn State |
| | Low | 54 | 49 | Ohio State |
| FG% | High | .600 | .612 | Purdue |
| | Low | .270 | .308 | Portland State |
| 3-FG Made | High | 20 | 14 | Maryland |
| | Low | 4 | 2 | Rutgers/Ohio State |
| 3-FG Att. | High | 44 | 32 | Longwood |
| | Low | 16 | 11 | Ohio State |
| 3-FG% | High | .579 | .591 | Purdue |
| | Low | .185 | .148 | Portland State |
| FTM | High | 35 | 27 | Purdue |
| | Low | 4 | 2 | Michigan State |
| FTA | High | 41 | 37 | Purdue |
| | Low | 9 | 4 | Michigan State |
| FT% (min. 10) | High | .944 | .875 | Nebraska |
| | Low | .444 | .455 | Purdue |
| Off. Reb. | High | 20 | 21 | Iowa State |
| | Low | 6 | 2 | Utah State |
| Def. Reb. | High | 37 | 38 | Rutgers/Penn State |
| | Low | 14 | 19 | WIU/Indiana/OSU/Michigan |
| Total Reb. | High | 50 | 53 | Penn State |
| | Low | 23 | 23 | Utah State |
| Assists | High | 28 | 21 | Purdue/Michigan |
| | Low | 8 | 4 | Western Illinois |
| Steals | High | 15 | 8 | Alabama State/Portland State |
| | Low | 2 | 0 | Virginia |
| Blocks | High | 8 | 10 | Rutgers |
| | Low | 0 | 0 | Illinois/Western Illinois |
| Turnovers | High | 12 | 24 | Western Michigan |
| | Low | 4 | 5 | Virginia |
| Fouls | High | 29 | 30 | N.C. Central |
| | Low | 9 | 9 | Minnesota |

| GAME-BY-GAME SPECIALTY STATS | | Pts. Off | Pts. in | 2nd | Bench |
|------------------------------|-------------------|-------------|-------------|-------------|-------------|
| Date | Opponent | TO's | Paint | Chance | Points |
| 11/9 | Longwood | 17 | 36 | 17 | 42 |
| 11/12 | Kansas City | 25 | 58 | 11 | 28 |
| 11/16 | N.C. Central | 16 | 34 | 15 | 27 |
| 11/18 | Alabama State | 18 | 30 | 23 | 51 |
| 11/22 | Western Michigan | 36 | 50 | 14 | 63 |
| 11/26 | Portland State | 23 | 46 | 17 | 36 |
| 11/29 | Virginia | 5 | 30 | 13 | 12 |
| 12/3 | at #2 Purdue | 20 | 34 | 4 | 29 |
| 12/6 | Illinois | 26 | 42 | 11 | 43 |
| 12/9 | at #17 Iowa State | 11 | 20 | 10 | 13 |
| 12/18 | vs. Utah State | 18 | 48 | 6 | 25 |
| 12/21 | SE Louisiana | 19 | 42 | 14 | 34 |
| 12/29 | Western Illinois | 9 | 54 | 12 | 32 |
| 1/3 | Maryland | 14 | 40 | 17 | 10 |
| 1/6 | at #23 Wisconsin | 8 | 38 | 14 | 21 |
| 1/13 | Indiana | 34 | 42 | 16 | 46 |
| 1/16 | at Minnesota | 12 | 52 | 17 | 12 |
| 1/19 | at Rutgers | 6 | 22 | 8 | 0 |
| 1/22 | Penn State | 12 | 12 | 12 | 19 |
| 1/27 | #6 Purdue | 18 | 26 | 14 | 32 |
| 1/31 | at Penn State | 8 | 28 | 19 | 36 |
| 2/6 | Minnesota | 21 | 34 | 6 | 17 |
| 2/10 | at Maryland | 19 | 40 | 19 | 33 |
| 2/13 | Nebraska | 24 | 50 | 14 | 34 |
| 2/17 | Michigan | 9 | 42 | 14 | 16 |
| 2/19 | at #18 Ohio State | 16 | 36 | 18 | 25 |
| 2/22 | Michigan State | 13 | 22 | 14 | 33 |
| 2/25 | at Nebraska | 12 | 38 | 19 | 25 |
| 2/28 | Northwestern | 12 | 26 | 18 | 14 |
| 3/2 | at Michigan | 11 | 36 | 11 | 19 |
| 3/6 | at #20 Illinois | 9 | 36 | 8 | 27 |
| AVG. | | 16.2 | 36.9 | 13.7 | 27.5 |

IOWA AND OPPONENT INDIVIDUAL HIGH PERFORMANCES

| CATEGORY | IOWA | OPPONENTS |
|---|--------------|--|
| Points | 37 | Keegan Murray (Nebraska) 29 |
| Field Goals Made | 15 (15-21) | Keegan Murray (Nebraska) 12 (12-15) |
| Field Goals Attempted | 23 (9-23) | Keegan Murray (Michigan) 18 (10-18) |
| Field Goal Percentage (min. 5 made) | .857 (12-14) | Keegan Murray (at Maryland) .889 (8-9) |
| 3-Point Field Goals Made | 10 (10-16) | Jordan Bohannon (at Maryland) 5 |
| 3-Point Field Goals Attempted | 16 (10-16) | Jordan Bohannon (at Maryland) 12 (5-12) |
| 3-Point Field Goals Pct. (min. 5 made) | .833 (5-6) | Keegan Murray (Maryland) .556 (5-9) |
| Free Throws Made | 9 (9-10/9-9) | Ke. Murray (NCCU)/Kr. Murray (Purdue) 7 (7-11) |
| Free Throws Attempted | 10 (9-10) | Keegan Murray (N.C. Central) 11 (7-11) |
| Free Throw Pct. (min. 7 made) | 1.000 (9-9) | Kris Murray (Purdue) .636 (7-11) |
| Offensive Rebounds | 9 | Keegan Murray (N.C. Central) 11 |
| Defensive Rebounds | 14 | Keegan Murray (Northwestern) 17 |
| Total Rebounds | 21 | Keegan Murray (N.C. Central) 18 |
| Assists | 11 | Joe Toussaint (Alabama State) 7 |
| Steals | 5 | Tony Perkins (Northwestern) 4 |
| Blocks | 5 | Keegan Murray (Longwood) 5 |
| Turnovers | 3 | 16 times 6 |





2021-22 IOWA RECORD WHEN...

| | | | | | |
|--|------|-------------------------------------|-------------------------|---------------------|------|
| When playing at home: | 15-3 | When leading at the half: | 19-4 | When wearing White: | 10-1 |
| When playing on the road: | 6-6 | When trailing at the half: | 3-5 | When wearing Black: | 4-5 |
| When playing on a neutral court: | 1-0 | When tied at the half: | 0-0 | When wearing Gold: | 6-1 |
| | | | | When wearing Gray: | 2-2 |
| | | | | | |
| When Iowa scores 100 points or more: | 4-0 | Iowa field goal percentage at home: | 556-1189 | .468 | |
| When Iowa scores 90-99 points: | 4-0 | Iowa field goal percentage on road: | 368-822 | .448 | |
| When Iowa scores 80-89 points: | 10-2 | Iowa 3-point percentage at home: | 167-460 | .363 | |
| When Iowa scores 70-79 points: | 3-5 | Iowa 3-point percentage on road: | 110-312 | .353 | |
| When Iowa scores under 70 points: | 1-2 | Iowa free throw percentage at home: | 292-369 | .791 | |
| | | Iowa free throw percentage on road: | 164-242 | .678 | |
| | | | | | |
| When opponent scores 100 points or more: | 0-0 | On Sunday: | 3-1 | | |
| When opponent scores 90-99 points: | 0-1 | On Monday: | 4-2 | | |
| When opponent scores 80-89 points: | 2-4 | On Tuesday: | 4-0 | | |
| When opponent scores 70-79 points: | 10-3 | On Wednesday: | 1-1 | | |
| When opponent scores 60-69 points: | 6-0 | On Thursday: | 4-4 | | |
| When opponent scores fewer than 60 points: | 4-1 | On Friday: | 3-1 | | |
| | | On Saturday: | 3-0 | | |
| | | | | | |
| When Iowa shoots at least 50% from the field: | 11-0 | On BTN: | 11-3 | | |
| When Iowa shoots less than 50% from the field: | 11-9 | On CBS: | 0-0 | | |
| When opponent shoots at least 50% from the field: | 5-3 | On ESPN: | 1-1 | | |
| When opponent shoots less than 50% from the field: | 17-6 | On ESPN2: | 2-1 | | |
| When Iowa has higher FG% than opponent: | 17-2 | On ESPNU: | 0-0 | | |
| When opponent has higher FG%: | 5-7 | On B1G+: | 3-0 | | |
| When FG% is equal: | 0-0 | On FS1: | 4-4 | | |
| | | On CBS SN: | 0-0 | | |
| When Iowa outrebounds opponent: | 18-0 | On NBC SN: | 0-0 | | |
| When opponent has more rebounds: | 4-9 | On FOX: | 1-0 | | |
| When rebounds are equal: | 0-0 | On TBS: | 0-0 | | |
| | | | | | |
| When Iowa shoots at least 80% from the line: | 9-2 | Most Points, First Half: | 63 vs. Alabama State | | |
| When Iowa shoots less than 80% from the line: | 14-7 | Fewest Points, First Half: | 26 at Purdue/Iowa State | | |
| When opponent shoots at least 80% from the line: | 6-1 | Most Points Allowed, First Half: | 48 vs. Indiana/Purdue | | |
| When opponent shoots less than 80% from the line: | 17-8 | Fewest Points Allowed, First Half: | 17 vs. Northwestern | | |
| When Iowa shoots more free throws than opponent: | 17-2 | Most Points, Second Half: | 60 vs. Western Michigan | | |
| When opponent shoots more free throws: | 3-7 | Fewest Points, Second Half: | 19 at Rutgers | | |
| When free throws attempts are equal: | 2-0 | Most Points Allowed, Second Half: | 50 vs. Nebraska | | |
| When Iowa has higher FT% than opponent: | 14-3 | Fewest Points Allowed, Second Half: | 21 vs. Minnesota | | |
| When opponent has higher FT%: | 8-6 | Largest Halftime Advantage: | 29 vs. Western Michigan | | |
| When FT% is equal: | 0-0 | Largest Halftime Deficit: | 15 vs. Purdue | | |
| | | | | | |
| When Iowa shoots at least 50% from 3-point range: | 2-0 | | | | |
| When Iowa shoots less than 50% from 3-point range: | 20-9 | | | | |
| When opponent shoots at least 50% from 3-point range: | 2-1 | | | | |
| When opponent shoots less than 50% from 3-point range: | 20-8 | | | | |
| When Iowa has a higher 3-point FG% than opponent: | 13-5 | | | | |
| When opponent has a higher 3-point FG%: | 8-4 | | | | |
| When 3-point FG% is equal: | 1-0 | | | | |
| | | | | | |
| When Iowa has more assists than opponent: | 17-2 | | | | |
| When opponent has more assists: | 5-6 | | | | |
| When assists are equal: | 0-1 | | | | |
| | | | | | |
| When Iowa has fewer turnovers than opponent: | 20-7 | | | | |
| When opponent has fewer turnovers: | 1-0 | | | | |
| When turnovers are equal: | 1-2 | | | | |
| When Iowa has more steals than opponent: | 16-7 | | | | |
| When opponent has more steals: | 4-2 | | | | |
| When steals are equal: | 2-0 | | | | |



IOWA SUPERLATIVES UNDER McCAFFERY

TEAM

Most Points Scored

1. 116 -- Savannah State (11/13/16)
2. 111 -- SIU Edwardsville (11/26/10)
3. **110 -- Maryland (2/10/22)**
110 -- Savannah State (12/22/18)
5. **109 -- Western Michigan (11/22/21)**
109 -- Md. Eastern Shore (11/14/13)
7. **108 -- Alabama State (11/18/21)**
8. **106 -- Longwood (11/9/21)**
106 -- Northern Illinois (12/13/20)

Fewest Points Allowed

1. 36 -- Howard (11/15/12)
2. 39 -- UNC Wilmington (11/8/13)
3. 39 -- Northern Iowa (12/7/10)
4. 40 -- Louisiana Monroe (11/16/10)
5. 41 -- Abilene Christian (11/17/13)

Field Goals Made

1. 42 -- Savannah State (11/13/16)
- 42 -- Central Arkansas (12/19/11)
3. 41 -- Northern Illinois (12/13/20)
4. 40 -- Coppin State (11/15/15)
5. **39 -- Nebraska (2/13/22)**
39 -- Maryland (2/10/22)
39 -- Savannah State (12/22/18)
39 -- Kennesaw State (12/29/19)

Field Goals Attempted

1. 87 -- Savannah State (11/13/16)
2. 79 -- Oregon (3/18/12)
3. 78 -- Minnesota (12/25/20)
4. **77 -- Penn State (1/31/22)**
5. 77 -- Nebraska (1/7/20)
77 -- Nebraska (1/5/17)

Field Goal Percentage (20 Made)

1. .680 -- Illinois (1/20/19)
2. .643 -- Maryland (2/8/15)
3. .630 -- Indiana (1/29/12)
4. .627 -- Michigan (2/5/15)
5. .623 -- Abilene Christian (11/17/13)

3-Point Field Goals Made

1. **20 -- Alabama State (11/18/21) ***
2. **19 -- Maryland (2/10/22)**
19 -- Savannah State (12/22/18)
4. 18 -- Savannah State (11/13/16)
5. 17 -- North Carolina (12/8/20)
6. 16 -- Nebraska (3/4/21)
16 -- Maryland (2/25/17)
16 -- TCU (3/19/17)

3-Point Field Goals Attempted

1. **44 -- Alabama State (11/18/21) ***
2. 43 -- Nebraska (3/4/21)
43 -- Savannah State (11/13/16)
4. 42 -- Savannah State (12/22/18)
5. 40 -- North Carolina (12/8/20)
6. 36 -- Iowa State (12/7/17)

3-Point FG Percentage (10 Made)

1. .714 (15-21) Illinois (1/20/19)
2. .632 (12-19) Wisconsin (2/18/21)
3. .619 (13-21) Northern Illinois (11/17/11)
4. .615 (16-26) Maryland (2/25/17)
5. .611 (11-18) Rutgers (1/31/17)

Free Throws Made

1. 39 -- Indiana (2/21/17)
2. 38 -- Omaha (11/10/13)
3. **35 -- NC Central (11/16/21)**
4. 34 -- Green Bay (11/11/18)
34 -- Illinois (2/28/18)
6. 33 -- Illinois (1/11/18)

Free Throws Attempted

1. 49 -- Omaha (11/10/13)
2. 47 -- Indiana (2/21/17)
3. 45 -- Green Bay (11/11/18)
4. 43 -- UM Eastern Shore (11/14/13)
43 -- Michigan State (1/28/14)
6. **41 -- NC Central (11/16/21)**
41 -- Illinois (2/28/18)

Free Throw Percentage (10 Made)

1. 1.000 (15-15) Illinois (3/8/20)
1.000 (15-15) Virginia (3/27/13)
3. 1.000 (13-13) Purdue (12/28/16)
4. **.944 (17-18) Purdue (1/27/22)**
5. **.933 (14-15) Iowa State (12/9/21)**
6. .929 (26-28) North Florida (12/22/14)
7. .926 (25-27) Penn State (2/28/15)
8. .923 (12-13) Iowa State (12/12/14)

Most Rebounds

1. 57 -- Western Illinois (12/3/20)
57 -- Md. Eastern Shore (11/14/13)
3. 56 -- UNC Wilmington (11/8/13)
56 -- Brown (12/3/11)
56 -- SC State (12/19/12)
6. 55 -- Minnesota (12/25/20)

Most Assists

1. 34 -- Northern Illinois (12/29/17)
2. 33 -- Savannah State (11/13/16)
3. 32 -- Central Arkansas (12/19/11)
4. 31 -- Coppin State (11/15/15)
5. 30 -- Savannah State (12/22/18)

Most Steals

1. 19 -- SIU Edwardsville (11/26/10)
2. 16 -- UMBC (12/6/14)
3. **15 -- Indiana (1/13/22)**
15 -- Western Michigan (11/22/21)
15 -- Rutgers (1/31/17)
6. 14 -- Kennesaw State (12/29/19)
14 -- Maryland (1/19/17)
14 -- Marquette (11/19/15)
14 -- Penn (11/22/13)
14 -- Idaho St (12/4/10)
14 -- Chicago St (11/11/11)

Most Blocked Shots

1. 14 -- Drake (12/19/15) *
2. 13 -- Illinois (3/5/13)
3. 12 -- UNC Wilmington (11/8/13)
12 -- Northern Illinois (11/26/14)
5. 11 -- Michigan State (12/29/15)
6. 10 -- Penn State (2/15/14)
10 -- UT-Pan American (11/9/12)

Fewest Turnovers

1. 3 -- Temple (3/18/16)
- 3 -- Drake (12/19/15)
3. **4 -- Illinois (12/6/21)**
4 -- Virginia (11/29/21)
4 -- Michigan (1/17/16)
4 -- Northwestern (2/15/15)

* -- denotes school record

INDIVIDUAL

Most Points:

1. 44 -- Luka Garza at Michigan (12/6/19)
2. 42 -- Peter Jok vs. Memphis (11/26/16)
3. 41 -- Luka Garza vs. Southern (11/27/20)
4. 38 -- Luka Garza at Indiana (2/13/20)
5. **37 -- Keegan Murray vs. Nebraska (2/13/22)**
6. 36 -- Luka Garza vs. Oregon (3/22/21)
7. **35 -- Keegan Murray vs. Maryland (1/3/22)**
35 -- Keegan Murray vs. Utah State (12/18/21)
35 -- Luka Garza vs. Western Illinois (12/3/20)
35 -- Peter Jok vs. Indiana (2/21/17)

Field Goals Made

1. 17 -- Luka Garza at Michigan (12/6/19)
2. **15 -- Keegan Murray vs. Nebraska (2/13/22)**
3. **14 -- Keegan Murray vs. Maryland (1/3/22)**
14 -- Luka Garza vs. Oregon (3/22/21)
14 -- Luka Garza vs. Southern (11/27/20)
14 -- Luka Garza at Indiana (2/13/20)
7. **13 -- Keegan Murray vs. W. Illinois (12/29/21)**
13 -- Keegan Murray vs. Utah State (12/18/21)
13 -- Luka Garza vs. Minnesota (1/10/21)
13 -- Luka Garza vs. Iowa State (12/11/20)
13 -- Luka Garza vs. Western Illinois (12/3/20)
13 -- Luka Garza vs. Penn State (1/4/20)

Field Goals Attempted

1. 32 -- Luka Garza at Michigan (12/6/19)
2. 28 -- Luka Garza vs. Penn State (2/29/20)
3. 27 -- Luka Garza at Minnesota (12/25/20)
24 -- Devyn Marble vs. Wisconsin (1/5/14)
24 -- Peter Jok vs. Nebraska (1/5/17)

3-Point FG Made

1. **10 -- Jordan Bohannon at Maryland (2/10/22) ***
2. 8 -- Jordan Bohannon vs. Nebraska (3/4/21)
8 -- Peter Jok vs. Memphis (11/26/16)
8 -- Jordan Bohannon vs. Maryland (2/25/17)
5. 7 -- Jordan Bohannon vs. N. Carolina (12/8/20)
7 -- Jordan Bohannon vs. N'western (2/25/18)
7 -- Jordan Bohannon vs. Notre Dame (11/29/16)
7 -- Jordan Bohannon vs. TCU (3/19/17)
7 -- Devyn Marble vs. Oregon (3/18/12)
7 -- Matt Gatens vs. Wisconsin (2/23/12)
7 -- Matt Gatens vs. Indiana (2/19/12)

3-Point Field Goals Attempted

1. **16 -- Jordan Bohannon at Maryland (2/10/22)**
16 -- Jordan Bohannon vs. N. Carolina (12/8/20)
3. 15 -- Jordan Bohannon at Notre Dame (12/3/16)
4. 14 -- Jordan Bohannon at Syracuse (12/3/19)
14 -- Jordan Bohannon vs. Savannah St. (12/22/18)
14 -- Jordan Bohannon vs. N'western (2/25/18)
7. **12 -- Payton Sandfort vs. Alabama St (11/18/21)**
12 -- Jordan Bohannon vs. Nebraska (3/4/21)
12 -- Jordan Bohannon at Illinois (1/11/18)
12 -- Jordan Bohannon vs. Omaha (12/3/16)

Free Throws Made

1. 22 -- Peter Jok vs. Indiana (2/21/17) *
2. 14 -- Roy Devyn Marble vs. UNI (12/15/12)
14 -- Aaron White vs. Texas (11/20/14)
4. 13 -- Tyler Cook vs. UAB (11/22/17)
13 -- Aaron White vs. Wisconsin (1/19/13)

Most Rebounds:

1. **21 -- Keegan Murray vs. N.C. Central (11/16/21)**
2. **18 -- Keegan Murray vs. N'western (2/28/22)**
18 -- Luka Garza vs. Wisconsin (1/27/20)
18 -- Luka Garza at Nebraska (1/7/20)
18 -- Adam Woodbury vs. Wisconsin (2/24/16)
6. 17 -- Luka Garza at Minnesota (12/25/20)
17 -- Aaron White vs. Iowa State (12/13/13)

Most Assists

1. 13 -- Jordan Bohannon vs. TCU (3/19/17)
2. 12 -- Mike Gesell vs. Minnesota (2/14/16)
12 -- Mike Gesell vs. Coppin State (11/15/15)
4. **11 -- Joe Toussaint vs. Alabama St (11/18/21)**
11 -- Jordan Bohannon vs. Wisconsin (1/23/18)
11 -- Jordan Bohannon vs. South Dakota (3/15/17)
11 -- Mike Gesell vs. Michigan (3/5/16)
11 -- Devyn Marble vs. Wisconsin (2/22/14)
11 -- Bryce Cartwright vs. Dayton (3/13/12)
10. 10 -- Connor McCaffery at Maryland (1/7/21)
10 -- Jordan Bohannon vs. Minnesota (12/9/19)
10 -- Jordan Bohannon vs. Minnesota (1/30/18)
10 -- Jordan Bohannon vs. Ohio State (1/4/18)
10 -- Jordan Bohannon vs. Indiana (3/9/17)
10 -- Mike Gesell vs. Nebraska (1/5/16)
10 -- Mike Gesell vs. Tenn. Tech (12/22/15)

Most Steals

1. 7 -- Eric May vs. SIUE (11/26/10)
2. 6 -- Joe Toussaint at Maryland (1/7/21)
6 -- Jordan Bohannon vs. Pitt (11/27/18)
6 -- Roy Devyn Marble vs. Penn (11/22/13)
6 -- Eric May at Wake Forest (11/30/10)
6. 5 -- Joe Toussaint vs. Kennesaw St (12/29/19)
5 -- Nicholas Baer vs. Drake (12/16/17)
5 -- Isaiah Moss vs. Indiana (3/9/17)
5 -- Jarryd Cole at Mich St (3/2/11)
5 -- Matt Gatens vs. Idaho St (12/4/10)
5 -- Aaron White vs. North Florida (12/22/14)
5 -- Mike Gesell at Penn State (2/28/15)

Most Blocks

1. 7 -- Melsahn Basabe vs. Iowa St (12/10/10)
- 7 -- Gabriel Olaseni vs. Illinois (3/5/13)
3. 6 -- Nicholas Baer at Nebraska (1/5/17)
6 -- Jarrod Uthoff vs. Minnesota (2/14/16)
6 -- Jarrod Uthoff vs. Michigan State (12/29/15)
6 -- Nicholas Baer vs. Drake (12/19/15)
6 -- Melsahn Basabe vs. Ohio St (1/4/11)



Game 1 - Iowa 106, Longwood 73

Official Box Score
Longwood vs Iowa
 Game Totals - Final Statistics
 November 09, 2021 at Carver-Hawkeye Arena - Iowa City



| No. | Player | S | Pts | FG | 3FG | FT | OR | DR | TR | PF | A | TO | Bk | Stl | Min | + |
|---------------|---------------------|---|-----------|--------------|-------------|--------------|-----------|-----------|-----------|-----------|-----------|-----------|----------|----------|------------|-----|
| 01 | WILKINS, ISAIAH | G | 19 | 7-13 | 4-6 | 1-2 | 2 | 6 | 8 | 2 | 1 | 3 | 0 | 0 | 27 | -14 |
| 03 | WADE, DESHAUN | G | 5 | 1-7 | 1-4 | 2-2 | 1 | 3 | 4 | 2 | 1 | 1 | 0 | 1 | 25 | -22 |
| 04 | WATSON, ZAC | F | 4 | 1-2 | 0-0 | 2-2 | 0 | 1 | 1 | 4 | 0 | 1 | 0 | 0 | 16 | -20 |
| 11 | HILL, JUSTIN | G | 10 | 3-10 | 1-3 | 3-3 | 1 | 2 | 3 | 1 | 6 | 1 | 0 | 2 | 27 | -30 |
| 05 | GRANLUND, JESPER | F | 0 | 0-5 | 0-4 | 0-0 | 1 | 1 | 2 | 3 | 0 | 2 | 0 | 0 | 16 | -22 |
| 00 | NIKERIJUWEM, LESLIE | F | 17 | 8-9 | 0-0 | 1-2 | 3 | 1 | 4 | 2 | 0 | 1 | 0 | 0 | 20 | -13 |
| 02 | LUTERAS, NATE | G | 3 | 1-8 | 1-5 | 0-0 | 0 | 1 | 1 | 0 | 1 | 0 | 0 | 1 | 18 | -15 |
| 05 | DARDEN, JAYLANI | G | 2 | 1-2 | 0-1 | 0-0 | 2 | 0 | 2 | 1 | 0 | 0 | 0 | 0 | 2 | -1 |
| 12 | PERKINS, JORDAN | G | 5 | 2-8 | 1-2 | 0-0 | 0 | 2 | 2 | 6 | 1 | 0 | 0 | 0 | 24 | -22 |
| 21 | HICKS, TREY | F | 2 | 1-2 | 0-0 | 0-1 | 1 | 0 | 1 | 1 | 0 | 1 | 0 | 0 | 2 | -1 |
| 22 | LACOUNT, GAKHARI | G | 0 | 0-1 | 0-1 | 0-0 | 0 | 0 | 0 | 0 | 0 | 0 | 0 | 0 | 2 | -1 |
| 23 | HOUSTON, D'AVIAN | G | 3 | 1-5 | 1-4 | 0-0 | 1 | 2 | 3 | 4 | 1 | 1 | 0 | 1 | 14 | -2 |
| 24 | O'CONNOR, CAMERON | G | 0 | 0-1 | 0-1 | 0-0 | 0 | 0 | 0 | 0 | 0 | 0 | 0 | 0 | 2 | -1 |
| 44 | WILLIAMS, C.J. | G | 3 | 0-1 | 0-1 | 3-4 | 2 | 1 | 3 | 0 | 1 | 0 | 0 | 0 | 2 | -1 |
| TEAM | | | | | | | 3 | 1 | 4 | 0 | 0 | 0 | | | | |
| TOTALS | | | 73 | 26-74 | 9-32 | 12-16 | 17 | 21 | 38 | 22 | 17 | 12 | 0 | 5 | 199 | |

| Shooting By Period | FG | FG% | 3FG | 3FG% | FT | FT% | Deadball Rebounds: 2.0 |
|--------------------|--------------|--------------|-------------|--------------|--------------|--------------|---|
| 1st Half | 12-35 | 34% | 4-15 | 27% | 1-1 | 100% | Last FG: 2nd-00:06 Biggest Run: 7-0 |
| 2nd Half | 14-39 | 36% | 5-17 | 29% | 11-15 | 73% | Largest lead: By 0 at - Technical Fouls: None. |
| Game | 26-74 | 35.1% | 9-32 | 28.1% | 12-16 | 75.0% | |

| No. | Player | S | Pts | FG | 3FG | FT | OR | DR | TR | PF | A | TO | Bk | Stl | Min | + |
|---------------|--------------------|---|------------|--------------|--------------|--------------|-----------|-----------|-----------|-----------|-----------|----------|----------|----------|------------|----|
| 00 | REBRACA, FILIP | F | 2 | 1-3 | 0-0 | 0-0 | 0 | 5 | 5 | 1 | 1 | 0 | 0 | 0 | 16 | 29 |
| 02 | TOUSSAINT, JOE | G | 9 | 3-3 | 1-1 | 2-2 | 0 | 0 | 0 | 2 | 4 | 0 | 0 | 4 | 16 | 29 |
| 03 | BOHANNON, JORDAN | G | 18 | 6-8 | 6-8 | 0-0 | 0 | 0 | 0 | 1 | 1 | 0 | 0 | 1 | 17 | 37 |
| 15 | MURRAY, KEEGAN | F | 24 | 8-10 | 3-4 | 5-5 | 2 | 5 | 7 | 3 | 1 | 0 | 5 | 0 | 17 | 38 |
| 22 | MCCAFFERY, PATRICK | F | 11 | 3-6 | 0-3 | 5-6 | 0 | 4 | 4 | 0 | 4 | 2 | 0 | 0 | 22 | 29 |
| 04 | ULIS, AHRON | G | 6 | 3-4 | 0-0 | 0-0 | 2 | 2 | 4 | 3 | 5 | 1 | 0 | 0 | 20 | 1 |
| 11 | PERKINS, TONY | G | 6 | 1-7 | 0-2 | 4-4 | 1 | 4 | 5 | 3 | 2 | 2 | 1 | 0 | 19 | 8 |
| 13 | ASH, AUSTIN | G | 3 | 0-3 | 0-3 | 3-4 | 0 | 0 | 0 | 2 | 2 | 1 | 0 | 0 | 13 | -8 |
| 20 | SANDFORT, PAYTON | G | 3 | 3-10 | 2-7 | 0-0 | 1 | 1 | 2 | 1 | 2 | 0 | 0 | 0 | 16 | 3 |
| 24 | MURRAY, KRIS | F | 16 | 7-9 | 2-4 | 0-1 | 2 | 5 | 7 | 2 | 1 | 1 | 2 | 1 | 17 | 0 |
| 25 | LAKETA, LUC | G | 0 | 0-0 | 0-0 | 0-0 | 0 | 0 | 0 | 0 | 0 | 0 | 0 | 0 | 2 | 1 |
| 30 | MCCAFFERY, CONNOR | G | 3 | 1-1 | 1-1 | 0-0 | 1 | 6 | 7 | 0 | 0 | 0 | 0 | 0 | 14 | 3 |
| 44 | MULVEY, RILEY | C | 0 | 0-1 | 0-0 | 0-0 | 0 | 1 | 1 | 2 | 1 | 0 | 0 | 0 | 10 | -5 |
| TEAM | | | | | | | 0 | 1 | 0 | 0 | 0 | | | | | |
| TOTALS | | | 106 | 36-65 | 15-33 | 19-22 | 10 | 33 | 43 | 20 | 24 | 8 | 8 | 6 | 199 | |

| Shooting By Period | FG | FG% | 3FG | 3FG% | FT | FT% | Deadball Rebounds: 1.0 |
|--------------------|--------------|--------------|--------------|--------------|--------------|--------------|--|
| 1st Half | 19-33 | 58% | 8-16 | 50% | 10-11 | 91% | Last FG: 2nd-01:30 Biggest Run: 14-0 |
| 2nd Half | 17-32 | 53% | 7-17 | 41% | 9-11 | 82% | Largest lead: By 39 at 2nd-16:04 Technical Fouls: None. |
| Game | 36-65 | 55.4% | 15-33 | 45.5% | 19-22 | 86.4% | |

| Game Notes: | Score | 1st | 2nd | TOT | Points | LWD | U-I |
|--|-------|-----|-----|-----|--------------|-------|-------|
| Officials: Paul Szecel, Tim Stewart, Kevin Raher | LWD | 29 | 44 | 73 | In the Paint | 26 | 36 |
| Attendance: 929 | U-I | 56 | 50 | 106 | Off Turns | 14 | 17 |
| Start Time: 10:00 PM ET | | | | | 2nd Chance | 18 | 17 |
| End Time: 12:01 AM ET | | | | | Fast Break | 2 | 22 |
| Game Duration: 1:55 | | | | | Bench | 35 | 42 |
| | | | | | Per Poss | 0.961 | 1.493 |
| | | | | | | 32/76 | 45/71 |

Game 3 - Iowa 86, N.C. Central 69

Official Box Score
N.C. Central vs Iowa
 Game Totals - Final Statistics
 November 16, 2021 at Carver-Hawkeye Arena - Iowa City



| No. | Player | S | Pts | FG | 3FG | FT | OR | DR | TR | PF | A | TO | Bk | Stl | Min | + |
|---------------|------------------|---|-----------|--------------|-------------|-------------|----------|-----------|-----------|-----------|-----------|----------|----------|----------|------------|-----|
| 00 | CALDWELL, ALEX | G | 3 | 1-3 | 1-2 | 0-0 | 0 | 1 | 1 | 4 | 0 | 2 | 0 | 0 | 9 | -10 |
| 02 | MONROE, KRIS | F | 10 | 4-9 | 1-2 | 1-2 | 3 | 1 | 4 | 3 | 0 | 4 | 1 | 0 | 35 | -11 |
| 11 | MULTSBY, MAROUE | G | 12 | 5-11 | 2-3 | 0-0 | 0 | 8 | 8 | 4 | 3 | 0 | 1 | 31 | -2 | |
| 23 | BUTLER, CAMERON | C | 4 | 2-2 | 0-0 | 0-1 | 0 | 1 | 1 | 5 | 0 | 1 | 0 | 0 | 14 | -12 |
| 44 | MILLER, RANDY | G | 5 | 1-14 | 1-4 | 0-0 | 0 | 3 | 3 | 3 | 1 | 2 | 1 | 1 | 32 | -19 |
| 01 | HARRIS, JADARIUS | G | 0 | 0-1 | 0-1 | 0-0 | 0 | 0 | 0 | 2 | 0 | 0 | 0 | 0 | 4 | 4 |
| 03 | PRICE, ASANTI | F | 2 | 1-3 | 0-1 | 0-0 | 1 | 0 | 1 | 2 | 0 | 0 | 0 | 0 | 10 | -15 |
| 04 | KING, DONTAVIUS | F | 4 | 2-3 | 0-0 | 0-0 | 0 | 2 | 2 | 5 | 1 | 0 | 1 | 1 | 17 | 4 |
| 05 | WRIGHT, JUSTIN | G | 2 | 0-0 | 0-0 | 2-2 | 0 | 0 | 0 | 0 | 0 | 0 | 0 | 0 | 2 | 1 |
| 21 | BOONE, ERIC | G | 9 | 2-9 | 0-2 | 5-6 | 1 | 4 | 5 | 0 | 5 | 1 | 0 | 1 | 32 | -10 |
| 24 | FENNEL, NICOLAS | G | 8 | 4-4 | 0-0 | 0-1 | 2 | 3 | 5 | 2 | 1 | 5 | 0 | 1 | 15 | -15 |
| TEAM | | | | | | | 1 | 0 | 1 | 0 | 0 | | | | | |
| TOTALS | | | 69 | 28-59 | 5-15 | 8-12 | 8 | 23 | 31 | 30 | 11 | 5 | 3 | 5 | 200 | |

| Shooting By Period | FG | FG% | 3FG | 3FG% | FT | FT% | Deadball Rebounds: 1.0 |
|--------------------|--------------|--------------|-------------|--------------|-------------|--------------|---|
| 1st Half | 18-31 | 58% | 3-7 | 43% | 5-7 | 71% | Last FG: 2nd-05:15 Biggest Run: 7-0 |
| 2nd Half | 10-28 | 36% | 2-8 | 25% | 3-5 | 60% | Largest lead: By 2 at 1st-19:39 Technical Fouls: None. |
| Game | 28-59 | 47.5% | 5-15 | 33.3% | 8-12 | 66.7% | |

| No. | Player | S | Pts | FG | 3FG | FT | OR | DR | TR | PF | A | TO | Bk | Stl | Min | + |
|---------------|--------------------|---|-----------|--------------|-------------|--------------|-----------|-----------|-----------|-----------|-----------|----------|----------|----------|------------|----|
| 00 | REBRACA, FILIP | F | 8 | 2-2 | 0-0 | 4-7 | 4 | 2 | 6 | 4 | 0 | 1 | 0 | 0 | 24 | 12 |
| 02 | TOUSSAINT, JOE | G | 2 | 1-5 | 0-1 | 0-0 | 1 | 1 | 2 | 1 | 2 | 0 | 0 | 0 | 18 | -8 |
| 03 | BOHANNON, JORDAN | G | 7 | 1-10 | 1-9 | 4-4 | 0 | 2 | 2 | 0 | 1 | 0 | 0 | 0 | 25 | -1 |
| 15 | MURRAY, KEEGAN | F | 27 | 9-19 | 4-4 | 9-10 | 9 | 12 | 21 | 2 | 2 | 2 | 4 | 0 | 37 | 17 |
| 22 | MCCAFFERY, PATRICK | F | 15 | 4-11 | 1-4 | 6-6 | 1 | 0 | 1 | 0 | 1 | 2 | 0 | 0 | 23 | 5 |
| 04 | ULIS, AHRON | G | 12 | 2-5 | 1-1 | 7-8 | 0 | 3 | 3 | 1 | 4 | 2 | 0 | 1 | 22 | 25 |
| 11 | PERKINS, TONY | G | 13 | 4-7 | 2-3 | 3-4 | 1 | 1 | 2 | 1 | 1 | 0 | 0 | 0 | 30 | 27 |
| 13 | ASH, AUSTIN | G | 0 | 0-0 | 0-0 | 0-0 | 0 | 0 | 0 | 0 | 0 | 0 | 0 | 0 | 1 | -1 |
| 20 | SANDFORT, PAYTON | G | 0 | 0-1 | 0-1 | 0-0 | 0 | 1 | 1 | 0 | 0 | 0 | 0 | 0 | 9 | -3 |
| 23 | OGUNDELE, JOSH | C | 0 | 0-0 | 0-0 | 0-0 | 0 | 1 | 1 | 2 | 0 | 0 | 0 | 0 | 1 | 0 |
| 30 | MCCAFFERY, CONNOR | G | 2 | 0-1 | 0-1 | 2-2 | 0 | 1 | 1 | 3 | 3 | 1 | 0 | 1 | 21 | 12 |
| TEAM | | | | | | | 2 | 2 | 4 | 0 | 0 | | | | | |
| TOTALS | | | 86 | 23-61 | 5-23 | 35-41 | 18 | 26 | 44 | 14 | 15 | 8 | 4 | 5 | 200 | |

| Shooting By Period | FG | FG% | 3FG | 3FG% | FT | FT% | Deadball Rebounds: 3.0 |
|--------------------|--------------|--------------|-------------|--------------|--------------|--------------|--|
| 1st Half | 14-34 | 41% | 4-15 | 27% | 17-18 | 94% | Last FG: 2nd-02:36 Biggest Run: 15-0 |
| 2nd Half | 9-27 | 33% | 1-8 | 13% | 18-23 | 78% | Largest lead: By 19 at 2nd-01:44 Technical Fouls: None. |
| Game | 23-61 | 37.7% | 5-23 | 21.7% | 35-41 | 85.4% | |

| Game Notes: | Score | 1st | 2nd | TOT | Points | NCC | U-I |
|--|-------|-----|-----|-----|--------------|-------|-------|
| Officials: Bill Elk, Steve Munkins, Brian McNutt | NCC | 44 | 25 | 69 | In the Paint | 44 | 34 |
| Attendance: 9132 | U-I | 49 | 37 | 86 | Off Turns | 6 | 16 |
| Start Time: 09:05 PM ET | | | | | 2nd Chance | 10 | 15 |
| End Time: 11:03 PM ET | | | | | Fast Break | 10 | 12 |
| Game Duration: 1:58 | | | | | Bench | 25 | 27 |
| | | | | | Per Poss | 1.000 | 1.265 |
| | | | | | | 32/69 | 39/68 |

Game 2 - Iowa 89, Kansas City 57

Official Box Score
Kansas City vs Iowa
 Game Totals - Final Statistics
 November 12, 2021 at Carver-Hawkeye Arena - Iowa City



| No. | Player | S | Pts | FG | 3FG | FT | OR | DR | TR | PF | A | TO | Bk | Stl | Min | + |
|-----|---------------|---|-----|----|-----|----|----|----|----|----|---|----|----|-----|-----|---|
| 01 | GILYARD, EVAN | G | | | | | | | | | | | | | | |

Game 5 - Iowa 109, Western Michigan 61

Official Box Score
Western Mich. vs Iowa
Game Totals -- Final Statistics
November 22, 2021 at Carver-Hawkeye Arena - Iowa City



Western Mich. 61

| No. | Player | S | Pts | FG | 3FG | FT | OR | DR | TR | PF | A | TO | Bk | Stl | Min | +/- |
|---------------|--------------------|---|-----------|--------------|-------------|------------|-----------|-----------|-----------|-----------|-----------|-----------|----------|----------|------------|-----|
| 00 | HASTINGS, MARKEESE | F | 0 | 0-5 | 0-1 | 0-0 | 2 | 4 | 6 | 2 | 2 | 1 | 0 | 0 | 15 | -15 |
| 02 | MARTIN, ADRIAN | G | 0 | 0-3 | 0-2 | 0-0 | 0 | 1 | 1 | 1 | 1 | 0 | 0 | 0 | 15 | -14 |
| 11 | NORMAN JR., LAMAR | G | 19 | 7-16 | 5-12 | 0-0 | 0 | 1 | 1 | 1 | 2 | 6 | 0 | 0 | 31 | -45 |
| 22 | WRIGHT, TITUS | C | 7 | 3-5 | 0-1 | 1-1 | 1 | 6 | 7 | 1 | 0 | 1 | 1 | 1 | 27 | -37 |
| 32 | SMITH, MACK | G | 12 | 4-5 | 0-0 | 4-4 | 1 | 5 | 6 | 2 | 5 | 4 | 1 | 0 | 24 | -22 |
| 01 | MC MILLAN, MILEEK | F | 3 | 1-3 | 1-2 | 0-0 | 0 | 1 | 1 | 4 | 0 | 1 | 0 | 1 | 14 | -11 |
| 12 | FREEMAN, JOSIAH | G | 4 | 2-5 | 0-3 | 0-0 | 0 | 1 | 1 | 0 | 0 | 2 | 0 | 1 | 20 | -32 |
| 14 | KIMBLE, CAMERON | G | 2 | 1-4 | 0-2 | 0-0 | 0 | 0 | 0 | 2 | 1 | 2 | 0 | 2 | 11 | -4 |
| 20 | LOBSINGER, OWEN | F | 2 | 1-4 | 0-1 | 0-0 | 2 | 3 | 5 | 3 | 1 | 2 | 0 | 0 | 16 | -25 |
| 21 | ETCHISON, GUS | G | 4 | 2-10 | 0-2 | 0-0 | 0 | 3 | 3 | 0 | 2 | 1 | 0 | 1 | 18 | -27 |
| 34 | KOLP, DANNY | F | 8 | 3-3 | 0-0 | 2-2 | 2 | 0 | 2 | 1 | 0 | 0 | 0 | 0 | 9 | -8 |
| | TEAM | | | | | | 5 | 0 | 5 | 0 | 4 | | | | | |
| TOTALS | | | 61 | 24-63 | 6-26 | 7-7 | 13 | 25 | 38 | 17 | 14 | 24 | 2 | 6 | 199 | |

Shooting By Period

| Period | FG | FG% | 3FG | 3FG% | FT | FT% |
|-------------|--------------|--------------|-------------|--------------|------------|---------------|
| 1st Half | 8-27 | 30% | 2-14 | 14% | 2-2 | 100% |
| 2nd Half | 16-36 | 44% | 4-12 | 33% | 5-5 | 100% |
| Game | 24-63 | 38.1% | 6-26 | 23.1% | 7-7 | 100.0% |

Deadball Rebounds: 0.0
Last FG: 2nd-00:18
Biggest Run: 6-0
Largest lead: By 2 at 1st-19:16
Technical Fouls: None.

Iowa 109

| No. | Player | S | Pts | FG | 3FG | FT | OR | DR | TR | PF | A | TO | Bk | Stl | Min | +/- |
|---------------|-------------------|---|------------|--------------|--------------|--------------|-----------|-----------|-----------|----------|-----------|----------|----------|-----------|------------|-----|
| 00 | REBRACA, FILIP | F | 6 | 2-5 | 0-1 | 2-2 | 2 | 3 | 5 | 1 | 0 | 1 | 0 | 1 | 18 | 19 |
| 02 | TOUSSAINT, JOE | G | 6 | 3-6 | 0-0 | 0-0 | 0 | 1 | 1 | 2 | 4 | 1 | 0 | 3 | 17 | 18 |
| 03 | BOHANNON, JORDAN | G | 5 | 2-7 | 1-5 | 0-0 | 0 | 0 | 0 | 1 | 3 | 1 | 0 | 3 | 19 | 20 |
| 15 | MURRAY, KEEGAN | F | 29 | 10-14 | 2-4 | 7-9 | 3 | 3 | 6 | 0 | 0 | 0 | 3 | 2 | 21 | 21 |
| 30 | MCCAFFERY, CONNOR | G | 0 | 0-3 | 0-3 | 0-0 | 0 | 2 | 2 | 1 | 2 | 0 | 0 | 0 | 22 | 32 |
| 04 | ULIS, AHRON | G | 2 | 1-4 | 0-0 | 0-0 | 0 | 2 | 2 | 0 | 8 | 2 | 0 | 1 | 19 | 23 |
| 11 | PERKINS, TONY | G | 15 | 5-6 | 1-1 | 4-4 | 0 | 0 | 0 | 2 | 1 | 0 | 0 | 2 | 17 | 31 |
| 13 | ASH, AUSTIN | G | 4 | 2-5 | 0-1 | 0-0 | 0 | 1 | 0 | 1 | 0 | 2 | 1 | 0 | 8 | 6 |
| 20 | SANDFORT, PAYTON | G | 19 | 6-10 | 5-7 | 2-2 | 1 | 2 | 3 | 0 | 0 | 0 | 1 | 1 | 16 | 28 |
| 24 | MURRAY, KRIS | F | 12 | 3-6 | 2-3 | 4-4 | 1 | 7 | 8 | 1 | 0 | 0 | 1 | 2 | 23 | 30 |
| 25 | LAKETA, LUC | G | 3 | 1-1 | 1-1 | 0-0 | 0 | 0 | 0 | 0 | 0 | 0 | 1 | 6 | -1 | |
| 44 | MULVEY, RILEY | C | 8 | 3-5 | 0-0 | 2-2 | 2 | 2 | 4 | 1 | 0 | 1 | 0 | 0 | 13 | 11 |
| | TEAM | | | | | | 1 | 4 | 5 | 0 | 0 | | | | | |
| TOTALS | | | 109 | 38-72 | 12-26 | 21-23 | 11 | 26 | 37 | 9 | 20 | 7 | 6 | 15 | 199 | |

Shooting By Period

| Period | FG | FG% | 3FG | 3FG% | FT | FT% |
|-------------|--------------|--------------|--------------|--------------|--------------|--------------|
| 1st Half | 16-31 | 52% | 7-12 | 58% | 10-11 | 91% |
| 2nd Half | 22-41 | 54% | 5-14 | 36% | 11-12 | 92% |
| Game | 38-72 | 52.8% | 12-26 | 46.2% | 21-23 | 91.3% |

Deadball Rebounds: 0.0
Last FG: 2nd-01:20
Biggest Run: 13-0
Largest lead: By 54 at 2nd-02:10
Technical Fouls: None.

Game Notes: Officials: Rob Riley, Brooks Wells, Ed Phillips
Attendance: 10044

| Score | 1st | 2nd | TOT | Points | WMU | IJ | |
|-------|-----|-----|-----|--------|--------------|-------|-------|
| | WMU | 20 | 41 | 61 | In the Paint | 30 | 50 |
| | IJ | 49 | 60 | 109 | Off Turns | 6 | 36 |
| | | | | | 2nd Chance | 10 | 14 |
| | | | | | Fast Break | 12 | 31 |
| | | | | | Bench | 23 | 63 |
| | | | | | Per Poss | 0.772 | 1.434 |
| | | | | | | 27/79 | 47/76 |

WMU led for 0:56. IJ led for 37:17.
Game was tied for 1:31.
Times tied: 1 Lead Changes: 1

Start Time: 08:33 PM ET
End Time: 10:17 PM ET
Game Duration: 1:44

Game 6 - Iowa 85, Portland State 51

Official Box Score
Portland St. vs Iowa
Game Totals -- Final Statistics
November 26, 2021 at Carver-Hawkeye Arena - Iowa City



Portland St. 51

| No. | Player | S | Pts | FG | 3FG | FT | OR | DR | TR | PF | A | TO | Bk | Stl | Min | +/- |
|---------------|---------------------|---|-----------|--------------|-------------|------------|-----------|-----------|-----------|-----------|-----------|-----------|----------|----------|------------|-----|
| 01 | JEAN-MARIE, JAMES | F | 7 | 3-10 | 0-0 | 1-2 | 11 | 4 | 15 | 3 | 1 | 5 | 1 | 0 | 33 | -27 |
| 05 | CARTER III, MICHAEL | G | 8 | 3-7 | 2-5 | 0-0 | 1 | 1 | 2 | 1 | 4 | 3 | 1 | 1 | 30 | -20 |
| 22 | RUFFIN, MARLON | G | 18 | 7-14 | 1-6 | 3-4 | 0 | 4 | 4 | 2 | 1 | 2 | 0 | 2 | 31 | -25 |
| 23 | THOMAS, KHALID | F | 11 | 5-13 | 0-5 | 1-1 | 1 | 8 | 9 | 3 | 1 | 2 | 0 | 1 | 27 | -16 |
| 55 | STARKE, MIKAL | G | 0 | 0-6 | 0-3 | 0-0 | 0 | 1 | 1 | 2 | 0 | 0 | 0 | 2 | 22 | -21 |
| 02 | BURKE, IAN | G | 2 | 1-2 | 0-0 | 0-0 | 1 | 0 | 1 | 0 | 0 | 0 | 0 | 0 | 11 | -12 |
| 03 | BUKLEY, EZEKIEL | G | 3 | 1-5 | 0-3 | 0-0 | 0 | 3 | 3 | 0 | 2 | 5 | 0 | 0 | 17 | -12 |
| 04 | DAWSON, PARIS | G | 2 | 0-3 | 0-2 | 2-2 | 0 | 1 | 1 | 1 | 0 | 0 | 0 | 0 | 9 | -10 |
| 10 | CURTISS, HAYDEN | F | 0 | 0-0 | 0-0 | 0-0 | 0 | 1 | 1 | 0 | 0 | 0 | 0 | 0 | 3 | -7 |
| 12 | WOOD, TREVY | F | 0 | 0-3 | 0-2 | 0-0 | 1 | 0 | 1 | 0 | 0 | 1 | 0 | 0 | 2 | -5 |
| 15 | NELSON, GIO | G | 0 | 0-1 | 0-1 | 0-0 | 0 | 0 | 0 | 2 | 0 | 0 | 0 | 0 | 2 | -5 |
| 32 | EYMAN, JACOB | C | 0 | 0-1 | 0-0 | 0-0 | 0 | 0 | 0 | 3 | 0 | 1 | 0 | 2 | 14 | -10 |
| | TEAM | | | | | | 1 | 0 | 1 | 0 | 0 | | | | | |
| TOTALS | | | 51 | 20-65 | 4-27 | 7-9 | 16 | 23 | 39 | 17 | 10 | 23 | 2 | 8 | 199 | |

Shooting By Period

| Period | FG | FG% | 3FG | 3FG% | FT | FT% |
|-------------|--------------|--------------|-------------|--------------|------------|--------------|
| 1st Half | 8-28 | 29% | 2-13 | 15% | 2-2 | 100% |
| 2nd Half | 12-37 | 32% | 2-14 | 14% | 5-7 | 71% |
| Game | 20-65 | 30.8% | 4-27 | 14.8% | 7-9 | 77.8% |

Deadball Rebounds: 1.0
Last FG: 2nd-02:22
Biggest Run: 7-0
Largest lead: By 0 at 2nd-00:04
Technical Fouls: #22 RUFFIN (Admin Technical) @ 2nd-06:01.

Iowa 85

| No. | Player | S | Pts | FG | 3FG | FT | OR | DR | TR | PF | A | TO | Bk | Stl | Min | +/- |
|---------------|--------------------|---|-----------|--------------|-------------|--------------|-----------|-----------|-----------|-----------|-----------|-----------|----------|-----------|------------|-----|
| 00 | REBRACA, FILIP | F | 5 | 2-5 | 0-0 | 1-2 | 2 | 7 | 9 | 1 | 0 | 3 | 2 | 1 | 17 | 11 |
| 02 | TOUSSAINT, JOE | G | 2 | 1-4 | 0-0 | 0-0 | 0 | 0 | 0 | 2 | 3 | 0 | 3 | 1 | 13 | 8 |
| 03 | BOHANNON, JORDAN | G | 5 | 1-4 | 0-3 | 3-3 | 0 | 0 | 0 | 0 | 1 | 0 | 0 | 1 | 25 | 18 |
| 15 | MURRAY, KEEGAN | F | 23 | 10-16 | 1-5 | 2-2 | 3 | 6 | 9 | 1 | 0 | 0 | 1 | 2 | 27 | 17 |
| 22 | MCCAFFERY, PATRICK | F | 14 | 5-10 | 1-3 | 3-3 | 0 | 2 | 2 | 0 | 1 | 1 | 0 | 1 | 20 | 16 |
| 04 | ULIS, AHRON | G | 0 | 0-1 | 0-0 | 0-0 | 0 | 2 | 2 | 1 | 0 | 2 | 0 | 0 | 12 | 15 |
| 11 | PERKINS, TONY | G | 10 | 4-6 | 0-0 | 2-2 | 1 | 1 | 2 | 2 | 0 | 2 | 0 | 0 | 13 | 12 |
| 13 | ASH, AUSTIN | G | 8 | 3-3 | 2-2 | 0-0 | 1 | 1 | 2 | 0 | 0 | 0 | 0 | 0 | 5 | 6 |
| 20 | SANDFORT, PAYTON | G | 4 | 1-5 | 0-4 | 2-2 | 1 | 1 | 2 | 1 | 2 | 1 | 2 | 0 | 20 | 18 |
| 23 | OGUNDELE, JOSH | C | 1 | 0-1 | 0-0 | 1-3 | 1 | 1 | 2 | 0 | 0 | 0 | 0 | 2 | 4 | 4 |
| 24 | MURRAY, KRIS | F | 13 | 5-9 | 2-2 | 1-2 | 3 | 6 | 9 | 1 | 2 | 1 | 0 | 1 | 20 | 18 |
| 25 | LAKETA, LUC | G | 0 | 0-1 | 0-0 | 0-0 | 1 | 0 | 1 | 0 | 0 | 0 | 0 | 0 | 2 | 5 |
| 30 | MCCAFFERY, CONNOR | G | 0 | 0-1 | 0-0 | 0-0 | 0 | 3 | 3 | 2 | 7 | 0 | 0 | 2 | 19 | 17 |
| 44 | MULVEY, RILEY | C | 0 | 0-0 | 0-0 | 0-0 | 0 | 0 | 0 | 0 | 0 | 0 | 0 | 0 | 2 | 5 |
| | TEAM | | | | | | 0 | 3 | 3 | 0 | 0 | | | | | |
| TOTALS | | | 85 | 32-66 | 6-19 | 15-19 | 13 | 30 | 43 | 12 | 15 | 13 | 4 | 11 | 199 | |

Shooting By Period

| Period | FG | FG% | 3FG | 3FG% | FT | FT% |
|-------------|--------------|--------------|-------------|--------------|--------------|--------------|
| 1st Half | 12-33 | 36% | 2-9 | 22% | 5-6 | 83% |
| 2nd Half | 20-33 | 61% | 4-10 | 40% | 10-13 | 77% |
| Game | 32-66 | 48.5% | 6-19 | 31.6% | 15-19 | 78.9% |

Deadball Rebounds: 2.0
Last FG: 2nd-01:26
Biggest Run: 10-0
Largest lead: By 34 at 2nd-00:34
Technical Fouls: #0 TEAM (Admin Technical) @ 1st-12:06.

Game Notes: Officials: Donnie Eppley, John Floyd, King Whetstone
Attendance: 11756

| Score | 1st | 2nd | TOT | Points | PSU | IJ | |
|-------|-----|-----|-----|--------|--------------|-------|-------|
| | PSU | 20 | 31 | 51 | In the Paint | 22 | 46 |
| | IJ | 31 | 54 | 85 | Off Turns | 17 | 23 |
| | | | | | 2nd Chance | 9 | 17 |
| | | | | | Fast Break | 6 | 20 |
| | | | | | Bench | 7 | 36 |
| | | | | | Per Poss | 0.689 | 1.197 |
| | | | | | | 23/74 | 39/71 |

PSU led for 0:06. IJ led for 39:02.
Game was tied for 0:41.
Times tied: 0 Lead Changes: 0

Start Time: 07:01 PM ET
End Time: 08:46 PM ET
Game Duration: 1:45

Game 7 - Iowa 75, Virginia 74

Official Box Score
Iowa vs Virginia
Game Totals -- Final Statistics
November 29, 2021 at John Paul Jones Arena - Charlottesville



Iowa 75

| No. | Player | S | Pts | FG | 3FG | FT | OR | DR | TR | PF | A | TO | Bk | Stl | Min | +/- |
|---------------|--------------------|---|-----------|--------------|--------------|-------------|----------|-----------|-----------|-----------|-----------|----------|----------|----------|------------|-----|
| 00 | REBRACA, FILIP | F | 8 | 4-4 | 0-0 | 0-3 | 2 | 1 | 3 | 2 | 0 | 0 | 0 | 0 | 28 | -7 |
| 02 | TOUSSAINT, JOE | G | 10 | 4-7 | 0-1 | 2-2 | 0 | 3 | 3 | 2 | 0 | 0 | 0 | 0 | 26 | 4 |
| 03 | BOHANNON, JORDAN | G | 20 | 7-12 | 6-9 | 0-0 | 0 | 1 | 1 | 3 | 2 | 0 | 0 | 0 | 31 | -1 |
| 15 | MURRAY, KEEGAN | F | 18 | 7-13 | 1-4 | 3-5 | 2 | 7 | 9 | 1 | 3 | 2 | 1 | 0 | 36 | -7 |
| 22 | MCCAFFERY, PATRICK | F | 7 | 3-6 | 1-1 | 0-0 | 1 | 2 | 3 | 0 | 3 | 0 | 1 | 1 | 24 | -1 |
| 04 | ULIS, AHRON | G | 2 | 1-2 | 0-0 | 0-0 | 0 | 2 | 2 | 0 | 2 | 0 | 0 | 0 | 13 | 7 |
| 11 | PERKINS, TONY | G | 4 | 2-3 | 0-0 | 0-0 | 0 | 1 | 1 | 1 | 0 | 1 | 0 | 1 | 9 | 2 |
| 20 | SANDFORT, PAYTON | G | 0 | 0-1 | 0-1 | 0-0 | 0 | 0 | 0 | 0 | 0 | 0 | 1 | 0 | 3 | 7 |
| 24 | MURRAY, KRIS | F | 6 | 2-7 | 2-4 | 0-0 | 1 | 1 | 2 | 1 | 0 | 1 | 0 | 0 | 17 | 0 |
| 30 | MCCAFFERY, CONNOR | G | 0 | 0-1 | 0-1 | 0-0 | 1 | 2 | 3 | 0 | 2 | 0 | 0 | 0 | 13 | -5 |
| | TEAM | | | | | | 2 | 1 | 3 | 0 | 0 | | | | | |
| TOTALS | | | 75 | 30-56 | 10-21 | 5-10 | 9 | 21 | 30 | 10 | 12 | 4 | 3 | 2 | 200 | |

Shooting By Period

| Period | FG | FG% | 3 |
|--------|----|-----|---|
|--------|----|-----|---|

Game 9 - Illinois 87, Iowa 83

Official Box Score
Illinois vs Iowa
Game Totals -- Final Statistics
December 06, 2021 at Carver-Hawkeye Arena - Iowa City, IA



Table with 13 columns: No., Player, S, Pts, FG, 3FG, FT, OR, DR, TR, PF, A, TO, Blk, Stl, Min, +/-

Shooting By Period table with columns: Period, FG, FG%, 3FG, 3FG%, FT, FT%, and Deadball Rebounds.

Table with 13 columns: No., Player, S, Pts, FG, 3FG, FT, OR, DR, TR, PF, A, TO, Blk, Stl, Min, +/-

Shooting By Period table with columns: Period, FG, FG%, 3FG, 3FG%, FT, FT%, and Deadball Rebounds.

Score and Points table with columns: Score, 1st, 2nd, TOT, Points, ILL, UI.

Game 10 - #17 Iowa State 73, Iowa 53

Official Box Score
Iowa vs #17 Iowa State
Game Totals -- Final Statistics
December 09, 2021 at James H. Hilton Coliseum - Ames, Iowa

Table with 13 columns: No., Player, S, Pts, FG, 3FG, FT, OR, DR, TR, PF, A, TO, Blk, Stl, Min, +/-

Shooting By Period table with columns: Period, FG, FG%, 3FG, 3FG%, FT, FT%, and Deadball Rebounds.

Table with 13 columns: No., Player, S, Pts, FG, 3FG, FT, OR, DR, TR, PF, A, TO, Blk, Stl, Min, +/-

Shooting By Period table with columns: Period, FG, FG%, 3FG, 3FG%, FT, FT%, and Deadball Rebounds.

Score and Points table with columns: Score, 1st, 2nd, TOT, Points, IOW, ISU.

Game 11 - Iowa 94, Utah State 75

Official Box Score
Utah State vs Iowa
Game Totals -- Final Statistics
December 19, 2021 at Sanford Pentagon



Table with 13 columns: No., Player, S, Pts, FG, 3FG, FT, OR, DR, TR, PF, A, TO, Blk, Stl, Min, +/-

Shooting By Period table with columns: Period, FG, FG%, 3FG, 3FG%, FT, FT%, and Deadball Rebounds.

Table with 13 columns: No., Player, S, Pts, FG, 3FG, FT, OR, DR, TR, PF, A, TO, Blk, Stl, Min, +/-

Shooting By Period table with columns: Period, FG, FG%, 3FG, 3FG%, FT, FT%, and Deadball Rebounds.

Score and Points table with columns: Score, 1st, 2nd, TOT, Points, IOW, UI.

Game 12 - Iowa 93, Southeastern Louisiana 62

Official Box Score
Southeastern La. vs Iowa
Game Totals -- Final Statistics
December 21, 2021 at Carver-Hawkeye Arena - Iowa City



Table with 13 columns: No., Player, S, Pts, FG, 3FG, FT, OR, DR, TR, PF, A, TO, Blk, Stl, Min, +/-

Shooting By Period table with columns: Period, FG, FG%, 3FG, 3FG%, FT, FT%, and Deadball Rebounds.

Table with 13 columns: No., Player, S, Pts, FG, 3FG, FT, OR, DR, TR, PF, A, TO, Blk, Stl, Min, +/-

Shooting By Period table with columns: Period, FG, FG%, 3FG, 3FG%, FT, FT%, and Deadball Rebounds.

Score and Points table with columns: Score, 1st, 2nd, TOT, Points, SEL, UI.

Game 13 - Iowa 92, Western Illinois 71

Official Box Score
Western Ill. vs Iowa
Game Totals -- Final Statistics
December 29, 2021 at Carver-Hawkeye Arena - Iowa City



| No. | Player | S | Pts | FG | 3FG | FT | OR | DR | TR | PF | A | TB | Stl | Min | +/- | |
|-----|------------------|---|-----------|--------------|-------------|------------|-----------|-----------|-----------|-----------|----------|----------|----------|----------|------------|-----|
| 02 | PEARSON, TAMELL | F | 4 | 2-4 | 0-0 | 0-0 | 2 | 2 | 4 | 2 | 1 | 3 | 0 | 1 | 33 | -22 |
| 05 | MASSNER, TRENTON | G | 20 | 9-17 | 0-4 | 2-2 | 0 | 2 | 2 | 1 | 2 | 1 | 0 | 2 | 38 | -20 |
| 15 | SANDAGE, COLTON | G | 15 | 6-14 | 3-11 | 0-0 | 0 | 4 | 4 | 2 | 0 | 0 | 0 | 0 | 28 | -15 |
| 25 | CARIUS, WILL | F | 12 | 4-16 | 2-9 | 2-2 | 5 | 4 | 9 | 3 | 0 | 0 | 0 | 0 | 34 | -18 |
| 44 | BARISIC, LUKA | F | 12 | 5-13 | 0-6 | 2-2 | 2 | 1 | 3 | 2 | 0 | 0 | 0 | 1 | 21 | -7 |
| 03 | BURRELL, CAMERON | F | 0 | 0-1 | 0-0 | 0-0 | 0 | 0 | 0 | 0 | 0 | 0 | 0 | 0 | 4 | -7 |
| 11 | FLORES, JADRIAN | G | 2 | 1-2 | 0-0 | 0-0 | 1 | 0 | 1 | 3 | 0 | 1 | 0 | 1 | 9 | -4 |
| 12 | ANHOLD, ADAM | F | 0 | 0-0 | 0-0 | 0-0 | 0 | 0 | 0 | 0 | 0 | 0 | 0 | 0 | 2 | 0 |
| 13 | LAMAR, BRADEN | G | 0 | 0-0 | 0-0 | 0-0 | 0 | 0 | 0 | 1 | 0 | 0 | 0 | 0 | 3 | -2 |
| 21 | JETER IV, ROBERT | G | 0 | 0-0 | 0-0 | 0-0 | 0 | 0 | 0 | 0 | 0 | 1 | 0 | 0 | 2 | -2 |
| 22 | LEE, KJ | G | 0 | 0-1 | 0-0 | 0-0 | 0 | 0 | 0 | 0 | 0 | 0 | 0 | 0 | 3 | -2 |
| 24 | DIXON, GEORGE | F | 6 | 3-4 | 0-0 | 0-0 | 1 | 6 | 7 | 2 | 1 | 2 | 0 | 1 | 22 | -6 |
| | TEAM | | | | | | 1 | 0 | 1 | 0 | 0 | 1 | | | | |
| | TOTALS | | 71 | 30-72 | 5-30 | 6-6 | 12 | 19 | 31 | 16 | 4 | 9 | 0 | 6 | 200 | |

| Shooting By Period | FG | FG% | 3FG | 3FG% | FT | FT% | Deadball Rebounds: 0.0 |
|--------------------|--------------|--------------|-------------|--------------|------------|---------------|---------------------------------|
| 1st Half | 14-37 | 38% | 3-19 | 16% | 2-2 | 100% | Last FG: 2nd-03:21 |
| 2nd Half | 16-35 | 46% | 2-11 | 18% | 4-4 | 100% | Biggest Run: 6-0 |
| Game | 30-72 | 41.7% | 5-30 | 16.7% | 6-6 | 100.0% | Largest lead: By 9 at 1st-19:21 |

| No. | Player | S | Pts | FG | 3FG | FT | OR | DR | TR | PF | A | TB | Stl | Min | +/- | |
|-----|--------------------|---|-----------|--------------|-------------|--------------|-----------|-----------|-----------|-----------|-----------|-----------|----------|----------|------------|----|
| 00 | REBRACA, FILIP | F | 5 | 2-3 | 0-0 | 1-2 | 0 | 4 | 4 | 0 | 0 | 1 | 0 | 0 | 17 | 13 |
| 02 | TOUSSAINT, JOE | G | 2 | 0-1 | 0-0 | 2-2 | 1 | 4 | 5 | 1 | 1 | 0 | 0 | 0 | 13 | 4 |
| 03 | BOHANNON, JORDAN | G | 13 | 3-9 | 1-6 | 6-6 | 0 | 1 | 1 | 2 | 3 | 1 | 0 | 0 | 24 | 22 |
| 15 | MURRAY, KEEGAN | F | 29 | 13-20 | 1-4 | 2-3 | 2 | 8 | 10 | 1 | 3 | 1 | 3 | 3 | 35 | 27 |
| 22 | MCCAFFERY, PATRICK | F | 11 | 4-8 | 1-2 | 2-2 | 0 | 3 | 3 | 0 | 1 | 2 | 2 | 0 | 24 | 11 |
| 04 | ULIS, AHRON | G | 7 | 1-3 | 0-0 | 5-5 | 0 | 3 | 3 | 3 | 5 | 2 | 0 | 1 | 19 | 4 |
| 11 | PERKINS, TONY | G | 4 | 2-4 | 0-0 | 0-0 | 0 | 3 | 3 | 1 | 2 | 1 | 0 | 0 | 21 | 10 |
| 13 | ASH, AUSTIN | G | 2 | 1-1 | 0-0 | 0-0 | 0 | 0 | 0 | 0 | 0 | 0 | 0 | 0 | 3 | 2 |
| 20 | SANDFORT, PAYTON | G | 13 | 5-7 | 3-3 | 0-0 | 4 | 1 | 5 | 1 | 0 | 0 | 0 | 1 | 17 | 11 |
| 24 | MURRAY, KRIS | F | 6 | 3-7 | 0-0 | 0-0 | 3 | 1 | 4 | 3 | 0 | 2 | 2 | 0 | 13 | -6 |
| 25 | LAKETA, LUC | G | 0 | 0-0 | 0-0 | 0-0 | 0 | 0 | 0 | 0 | 0 | 0 | 0 | 0 | 2 | 0 |
| 30 | MCCAFFERY, CONNOR | G | 0 | 0-0 | 0-0 | 0-0 | 0 | 1 | 1 | 0 | 0 | 0 | 0 | 0 | 10 | 5 |
| 44 | MULVEY, RILEY | C | 0 | 0-0 | 0-0 | 0-0 | 0 | 0 | 0 | 0 | 0 | 0 | 1 | 0 | 2 | 2 |
| | TEAM | | | | | | 1 | 1 | 2 | 0 | 1 | | | | | |
| | TOTALS | | 92 | 34-63 | 6-15 | 18-20 | 11 | 30 | 41 | 12 | 15 | 12 | 8 | 5 | 200 | |

| Shooting By Period | FG | FG% | 3FG | 3FG% | FT | FT% | Deadball Rebounds: 1.0 |
|--------------------|--------------|--------------|-------------|--------------|--------------|--------------|----------------------------------|
| 1st Half | 21-36 | 58% | 5-10 | 50% | 6-7 | 86% | Last FG: 2nd-01:49 |
| 2nd Half | 13-27 | 48% | 1-5 | 20% | 12-13 | 92% | Biggest Run: 8-0 |
| Game | 34-63 | 54.0% | 6-15 | 40.0% | 18-20 | 90.0% | Largest lead: By 21 at 2nd-01:49 |

| Game Notes: | Score | 1st | 2nd | TOT | Points | WIU | UI |
|---|-------|-----|-----|-----|--------------|-------|-------|
| Officials: Donnie Eppley, Brandon Cruz, Chad Barlow | WIU | 33 | 38 | 71 | In the Paint | 42 | 54 |
| Attendance: 19056 | UI | 53 | 39 | 92 | Off Turns | 14 | 9 |
| Start Time: 08:01 PM ET | | | | | 2nd Chance | 13 | 12 |
| End Time: 09:46 PM ET | | | | | Fast Break | 2 | 31 |
| Game Duration: 1:44 | | | | | Bench | 8 | 32 |
| | | | | | Per Poss | 1.014 | 1.298 |
| | | | | | | 32/70 | 42/71 |

Game 15 - #23 Wisconsin 87, Iowa 78

Official Box Score
Iowa vs Wisconsin
Game Totals -- Final Statistics
January 06, 2022 at Kohl Center (Al Nicholas Court) - Madison



| No. | Player | S | Pts | FG | 3FG | FT | OR | DR | TR | PF | A | TB | Stl | Min | +/- | |
|-----|--------------------|---|-----------|--------------|-------------|--------------|----------|-----------|-----------|-----------|-----------|----------|----------|----------|------------|-----|
| 00 | REBRACA, FILIP | F | 2 | 1-2 | 0-0 | 0-0 | 0 | 1 | 1 | 2 | 0 | 0 | 0 | 0 | 12 | -11 |
| 02 | TOUSSAINT, JOE | G | 6 | 3-5 | 0-1 | 0-0 | 0 | 0 | 0 | 1 | 4 | 2 | 0 | 0 | 28 | -13 |
| 03 | BOHANNON, JORDAN | G | 12 | 3-6 | 3-6 | 3-6 | 0 | 1 | 1 | 2 | 3 | 0 | 0 | 0 | 19 | -3 |
| 15 | MURRAY, KEEGAN | F | 27 | 10-16 | 2-4 | 5-9 | 1 | 4 | 5 | 0 | 0 | 3 | 3 | 1 | 35 | -17 |
| 22 | MCCAFFERY, PATRICK | F | 10 | 4-10 | 0-2 | 2-3 | 1 | 6 | 7 | 4 | 3 | 0 | 1 | 0 | 26 | -8 |
| 04 | ULIS, AHRON | G | 2 | 1-2 | 0-0 | 0-0 | 0 | 3 | 3 | 0 | 2 | 1 | 0 | 0 | 15 | -8 |
| 11 | PERKINS, TONY | G | 0 | 0-4 | 0-1 | 0-0 | 1 | 0 | 1 | 2 | 1 | 0 | 0 | 0 | 11 | -9 |
| 13 | ASH, AUSTIN | G | 2 | 1-1 | 0-0 | 0-0 | 0 | 0 | 0 | 0 | 0 | 0 | 0 | 0 | 1 | 7 |
| 20 | SANDFORT, PAYTON | G | 0 | 0-2 | 0-1 | 0-0 | 1 | 0 | 1 | 1 | 2 | 1 | 0 | 0 | 7 | -3 |
| 23 | OGUNDELE, JOSH | C | 3 | 1-2 | 0-0 | 1-1 | 1 | 0 | 1 | 1 | 0 | 0 | 1 | 0 | 4 | 9 |
| 24 | MURRAY, KRIS | F | 12 | 5-10 | 2-5 | 0-0 | 0 | 3 | 3 | 3 | 2 | 1 | 2 | 2 | 20 | 7 |
| 30 | MCCAFFERY, CONNOR | G | 0 | 0-0 | 0-0 | 0-0 | 1 | 0 | 1 | 5 | 2 | 0 | 0 | 1 | 15 | 2 |
| 44 | MULVEY, RILEY | C | 2 | 1-1 | 0-0 | 0-0 | 0 | 1 | 1 | 1 | 0 | 0 | 0 | 0 | 6 | 2 |
| | TEAM | | | | | | 0 | 1 | 1 | 0 | 0 | | | | | |
| | TOTALS | | 78 | 30-61 | 7-20 | 11-19 | 6 | 20 | 26 | 22 | 19 | 8 | 7 | 4 | 199 | |

| Shooting By Period | FG | FG% | 3FG | 3FG% | FT | FT% | Deadball Rebounds: 3.2 |
|--------------------|--------------|--------------|-------------|--------------|--------------|--------------|----------------------------------|
| 1st Half | 14-32 | 44% | 1-6 | 17% | 3-6 | 50% | Last FG: 2nd-00:15 |
| 2nd Half | 16-29 | 55% | 6-14 | 43% | 8-13 | 62% | Biggest Run: 9-0 |
| Game | 30-61 | 49.2% | 7-20 | 35.0% | 11-19 | 57.9% | Largest lead: By 23 at 2nd-07:08 |

| No. | Player | S | Pts | FG | 3FG | FT | OR | DR | TR | PF | A | TB | Stl | Min | +/- | |
|-----|----------------------|---|-----------|--------------|-------------|--------------|-----------|-----------|-----------|-----------|-----------|----------|----------|----------|------------|-----|
| 01 | DAVIS, JOHNNY | G | 26 | 10-18 | 3-7 | 3-5 | 1 | 8 | 9 | 3 | 5 | 2 | 0 | 0 | 35 | 21 |
| 05 | WAHL, TYLER | F | 16 | 6-7 | 0-0 | 4-8 | 3 | 6 | 9 | 2 | 2 | 1 | 0 | 2 | 32 | 15 |
| 22 | CROWL, STEVEN | F | 12 | 6-8 | 0-0 | 0-0 | 1 | 2 | 3 | 2 | 3 | 0 | 0 | 1 | 24 | 24 |
| 23 | HEPBURN, CHUCKY | G | 11 | 3-9 | 1-4 | 4-4 | 0 | 2 | 2 | 2 | 1 | 0 | 0 | 2 | 31 | 21 |
| 34 | DAVISON, BRAD | G | 18 | 6-11 | 1-3 | 5-5 | 3 | 4 | 7 | 1 | 2 | 1 | 0 | 1 | 32 | 17 |
| 00 | NEATH, JAHCOBI | G | 2 | 1-3 | 0-1 | 0-1 | 1 | 3 | 4 | 1 | 1 | 1 | 0 | 0 | 14 | -2 |
| 02 | DAVIS, JORDAN | G | 0 | 0-0 | 0-0 | 0-0 | 0 | 0 | 0 | 0 | 0 | 0 | 0 | 0 | 1 | -7 |
| 04 | HIGGINBOTTOM, CARTER | G | 0 | 0-1 | 0-0 | 0-0 | 0 | 0 | 0 | 0 | 0 | 0 | 0 | 0 | 1 | -8 |
| 10 | LINDSEY, ISAAC | G | 0 | 0-0 | 0-0 | 0-0 | 0 | 0 | 0 | 0 | 0 | 0 | 0 | 0 | 4 | -4 |
| 11 | BOWMAN II, LORNE | G | 0 | 0-3 | 0-1 | 0-0 | 0 | 0 | 0 | 2 | 0 | 1 | 0 | 0 | 9 | -8 |
| 14 | GILMORE, CARTER | F | 2 | 1-2 | 0-1 | 0-0 | 0 | 0 | 0 | 3 | 0 | 0 | 0 | 0 | 7 | 1 |
| 20 | CARLSON, BEN | F | 0 | 0-1 | 0-0 | 0-0 | 0 | 0 | 0 | 0 | 0 | 0 | 0 | 0 | 1 | -7 |
| 33 | VOGT, CHRIS | C | 0 | 0-3 | 0-0 | 0-0 | 2 | 2 | 4 | 3 | 1 | 0 | 0 | 0 | 12 | -10 |
| 35 | SILVER, MARKUS | F | 0 | 0-0 | 0-0 | 0-0 | 0 | 0 | 0 | 1 | 0 | 1 | 0 | 0 | 1 | -8 |
| | TEAM | | | | | | 4 | 1 | 5 | 0 | 1 | | | | | |
| | TOTALS | | 87 | 33-66 | 5-17 | 16-23 | 15 | 28 | 43 | 20 | 15 | 8 | 1 | 6 | 199 | |

| Shooting By Period | FG | FG% | 3FG | 3FG% | FT | FT% | Deadball Rebounds: 3.2 |
|--------------------|--------------|--------------|-------------|--------------|--------------|--------------|----------------------------------|
| 1st Half | 17-34 | 50% | 4-14 | 29% | 7-12 | 58% | Last FG: 2nd-03:02 |
| 2nd Half | 16-32 | 50% | 1-3 | 33% | 9-11 | 82% | Biggest Run: 12-0 |
| Game | 33-66 | 50.0% | 5-17 | 29.4% | 16-23 | 69.6% | Largest lead: By 23 at 2nd-07:08 |

| Game Notes: | Score | 1st | 2nd | TOT | Points | IOW | WIS |
|--|-------|-----|-----|-----|--------------|-------|-------|
| Officials: Kelly Pfeiffer, Don Dally, Brian Dorsey | IOW | 32 | 46 | 78 | In the Paint | 38 | 40 |
| Attendance: 15212 | WIS | 45 | 42 | 87 | Off Turns | 8 | 13 |
| Start Time: 09:08 PM ET | | | | | 2nd Chance | 14 | 18 |
| End Time: 11:08 PM ET | | | | | Fast Break | 9 | 5 |
| Game Duration: 2:01 | | | | | Bench | 21 | 4 |
| Conference Game: | | | | | Per Poss | 1.130 | 1.243 |
| | | | | | | 36/69 | 41/70 |

Game

Game 17 - Iowa 81, Minnesota 71

Official Box Score
Iowa vs Minnesota
Game Totals -- Final Statistics
January 16, 2022 at Williams Arena - Minneapolis



| No. | Player | S | Pts | FG | 3FG | FT | OR | DR | TR | PF | A | TO | Bk | Stl | Min | +/- |
|---------------|--------------------|---|-----------|--------------|-------------|--------------|-----------|-----------|-----------|-----------|-----------|----------|----------|-----------|------------|-----|
| 00 | REBRACA, FILIP | F | 12 | 6-11 | 0-1 | 0-0 | 6 | 6 | 12 | 2 | 1 | 2 | 3 | 3 | 2 | 8 |
| 02 | TOUSSAINT, JOE | G | 8 | 4-8 | 0-2 | 0-1 | 0 | 2 | 2 | 1 | 7 | 3 | 0 | 1 | 26 | 6 |
| 03 | BOHANNON, JORDAN | G | 12 | 3-11 | 2-8 | 4-4 | 1 | 2 | 3 | 2 | 2 | 1 | 0 | 3 | 30 | 9 |
| 15 | MURRAY, KEEGAN | F | 25 | 11-17 | 1-3 | 2-3 | 4 | 6 | 10 | 2 | 2 | 0 | 2 | 2 | 36 | 6 |
| 22 | MCCAFFERY, PATRICK | F | 12 | 4-11 | 2-5 | 2-4 | 0 | 3 | 3 | 0 | 1 | 1 | 0 | 1 | 31 | 11 |
| 04 | ULIS, AHRON | G | 0 | 0-1 | 0-0 | 0-0 | 1 | 1 | 2 | 2 | 3 | 0 | 0 | 0 | 12 | -1 |
| 11 | PERKINS, TONY | G | 5 | 2-3 | 0-0 | 1-1 | 0 | 2 | 2 | 1 | 1 | 0 | 0 | 0 | 12 | 7 |
| 20 | SANFORD, PAYTON | G | 2 | 1-2 | 0-1 | 0-0 | 0 | 1 | 1 | 2 | 2 | 0 | 0 | 0 | 9 | -1 |
| 24 | MURRAY, KRIS | F | 5 | 2-4 | 0-2 | 1-3 | 1 | 1 | 2 | 0 | 1 | 1 | 0 | 1 | 11 | 3 |
| | TEAM | | | | | | 2 | 1 | 3 | 0 | 0 | 0 | 0 | 0 | | |
| TOTALS | | | 81 | 33-68 | 5-22 | 10-16 | 15 | 25 | 40 | 14 | 18 | 8 | 5 | 10 | 200 | |

| Shooting By Period | FG | FG% | 3FG | 3FG% | FT | FT% | Deadball Rebounds: 2.0 |
|--------------------|--------------|--------------|-------------|--------------|--------------|--------------|--|
| 1st Half | 20-42 | 48% | 3-9 | 22% | 1-1 | 100% | Last FG: 2nd-00:59 |
| 2nd Half | 13-26 | 50% | 3-13 | 23% | 9-15 | 60% | Biggest Run: 8-0 |
| Game | 33-68 | 48.5% | 6-22 | 27.7% | 10-16 | 62.5% | Largest lead: By 23 at 2nd-11:54 Technical Fouls: None. |

Minnesota 71

| No. | Player | S | Pts | FG | 3FG | FT | OR | DR | TR | PF | A | TO | Bk | Stl | Min | +/- |
|---------------|-------------------|---|-----------|--------------|-------------|-------------|----------|-----------|-----------|-----------|-----------|-----------|----------|----------|------------|-----|
| 00 | WILLIS, PAYTON | G | 11 | 4-8 | 0-3 | 3-5 | 0 | 6 | 6 | 3 | 4 | 3 | 0 | 2 | 37 | -8 |
| 10 | BATTLE, JAMISON | F | 20 | 7-14 | 4-7 | 2-4 | 0 | 8 | 8 | 2 | 2 | 2 | 0 | 0 | 39 | -6 |
| 12 | LOEWE, LUKE | G | 4 | 2-8 | 0-1 | 0-0 | 0 | 0 | 0 | 5 | 0 | 2 | 0 | 0 | 31 | -9 |
| 15 | DANIELS, CHARLIE | F | 4 | 2-4 | 0-0 | 0-0 | 1 | 4 | 5 | 3 | 3 | 3 | 2 | 1 | 28 | -19 |
| 20 | STEPHENS, E.J. | G | 22 | 9-15 | 2-5 | 2-2 | 0 | 2 | 2 | 1 | 1 | 2 | 0 | 1 | 40 | -10 |
| 02 | THIAM, ABDOULAYE | G | 2 | 1-2 | 0-0 | 0-0 | 0 | 0 | 0 | 1 | 1 | 0 | 0 | 0 | 4 | -6 |
| 25 | RAMBERG, WILL | G | 0 | 0-1 | 0-0 | 0-0 | 1 | 1 | 2 | 1 | 1 | 1 | 0 | 1 | 11 | -3 |
| 42 | THOMPSON, TREYTON | C | 8 | 3-3 | 0-0 | 2-3 | 2 | 0 | 2 | 2 | 0 | 0 | 0 | 0 | 11 | 11 |
| | TEAM | | | | | | 3 | 3 | 6 | 0 | 1 | | | | | |
| TOTALS | | | 71 | 28-55 | 6-16 | 9-14 | 7 | 24 | 31 | 18 | 12 | 14 | 2 | 5 | 200 | |

| Shooting By Period | FG | FG% | 3FG | 3FG% | FT | FT% | Deadball Rebounds: 0.0 |
|--------------------|--------------|--------------|-------------|--------------|-------------|--------------|---|
| 1st Half | 12-27 | 44% | 1-7 | 14% | 2-5 | 40% | Last FG: 2nd-01:30 |
| 2nd Half | 16-28 | 57% | 5-9 | 56% | 7-9 | 78% | Biggest Run: 9-0 |
| Game | 28-55 | 50.9% | 6-16 | 37.5% | 9-14 | 64.3% | Largest lead: By 5 at 1st-17:23 Technical Fouls: None. |

| Game Notes: | Score | 1st | 2nd | TOT | Points | IWA | UMN | | |
|--|--------------------------------------|-----|-----|-----|-----------------|----------|-------|-------|-------|
| Officials: Larry Scrotto, Brian Dorsey, Brandon Cruz | IWA | 43 | 38 | 81 | In the Paint | 52 | 32 | | |
| Attendance: 19925 | UMN | 27 | 44 | 71 | Off Turns | 12 | 11 | | |
| Start Time: 02:08 PM ET | | | | | 2nd Chance | 17 | 3 | | |
| End Time: 04:31 PM ET | IWA led for 34:48. UMN led for 4:23. | | | | Fast Break | 12 | 2 | | |
| Game Duration: 2:23 | Game was tied for 0:48. | | | | Bench | 12 | 10 | | |
| Conference Game: | Times tied: 1 | | | | Lead Changes: 1 | Per Poss | 39/67 | 10/44 | 33/68 |

Game 18 - Rutgers 48, Iowa 46

Official Box Score
Iowa vs Rutgers
Game Totals -- Final Statistics
January 19, 2022 at Jersey Mike's Arena - Piscataway



| No. | Player | S | Pts | FG | 3FG | FT | OR | DR | TR | PF | A | TO | Bk | Stl | Min | +/- | |
|---------------|--------------------|---|-----------|--------------|-------------|-------------|----------|-----------|-----------|-----------|----------|-----------|----------|----------|------------|-----|---|
| 00 | REBRACA, FILIP | F | 8 | 4-10 | 0-0 | 0-1 | 4 | 6 | 10 | 3 | 0 | 1 | 0 | 2 | 34 | -2 | |
| 02 | TOUSSAINT, JOE | G | 8 | 2-3 | 1-1 | 3-4 | 1 | 4 | 5 | 1 | 5 | 3 | 0 | 3 | 34 | 4 | |
| 03 | BOHANNON, JORDAN | G | 6 | 2-11 | 2-10 | 0-0 | 0 | 1 | 1 | 2 | 0 | 1 | 0 | 0 | 28 | 5 | |
| 15 | MURRAY, KEEGAN | F | 13 | 5-14 | 2-6 | 1-2 | 3 | 10 | 13 | 4 | 1 | 2 | 2 | 1 | 35 | -4 | |
| 22 | MCCAFFERY, PATRICK | F | 11 | 4-12 | 1-5 | 2-4 | 1 | 2 | 3 | 0 | 2 | 0 | 1 | 1 | 31 | 5 | |
| 04 | ULIS, AHRON | G | 0 | 0-2 | 0-0 | 0-0 | 0 | 0 | 0 | 1 | 0 | 1 | 0 | 0 | 6 | -6 | |
| 11 | PERKINS, TONY | G | 0 | 0-2 | 0-1 | 0-0 | 0 | 0 | 0 | 1 | 0 | 1 | 0 | 1 | 10 | -7 | |
| 13 | ASH, AUSTIN | G | 0 | 0-0 | 0-0 | 0-0 | 0 | 0 | 0 | 0 | 0 | 0 | 0 | 0 | 0 | 0 | 0 |
| 20 | SANFORD, PAYTON | F | 0 | 0-1 | 0-0 | 0-0 | 0 | 0 | 0 | 0 | 0 | 0 | 0 | 0 | 3 | 0 | |
| 24 | MURRAY, KRIS | G | 0 | 0-5 | 0-3 | 0-0 | 0 | 0 | 0 | 2 | 0 | 0 | 2 | 0 | 11 | 2 | |
| 30 | MCCAFFERY, CONNOR | G | 0 | 0-1 | 0-1 | 0-0 | 0 | 3 | 3 | 2 | 0 | 1 | 0 | 0 | 9 | -7 | |
| | TEAM | | | | | | 0 | 2 | 3 | 0 | 0 | 0 | 0 | 0 | | | |
| TOTALS | | | 46 | 17-61 | 6-27 | 6-11 | 9 | 29 | 38 | 16 | 8 | 10 | 5 | 8 | 200 | | |

| Shooting By Period | FG | FG% | 3FG | 3FG% | FT | FT% | Deadball Rebounds: 2.0 |
|--------------------|--------------|--------------|-------------|--------------|-------------|--------------|---|
| 1st Half | 10-34 | 29% | 4-14 | 29% | 3-5 | 60% | Last FG: 2nd-00:27 |
| 2nd Half | 7-27 | 26% | 2-13 | 15% | 3-6 | 50% | Biggest Run: 8-0 |
| Game | 17-61 | 27.9% | 6-27 | 22.2% | 6-11 | 54.5% | Largest lead: By 8 at 2nd-18:43 Technical Fouls: None. |

Rutgers 48

| No. | Player | S | Pts | FG | 3FG | FT | OR | DR | TR | PF | A | TO | Bk | Stl | Min | +/- |
|---------------|-------------------|---|-----------|--------------|-------------|--------------|-----------|-----------|-----------|-----------|-----------|-----------|-----------|----------|------------|-----|
| 00 | BAKER, GEO | G | 8 | 3-10 | 0-3 | 2-2 | 0 | 4 | 4 | 1 | 3 | 2 | 3 | 1 | 34 | -1 |
| 04 | MULCAHY, PAUL | G | 5 | 2-9 | 1-3 | 0-0 | 2 | 4 | 6 | 2 | 7 | 3 | 0 | 0 | 39 | 2 |
| 11 | OMORUYI, CLIFFORD | C | 7 | 3-9 | 0-0 | 1-3 | 4 | 10 | 14 | 3 | 2 | 3 | 2 | 26 | 5 | |
| 22 | MCCONNELL, CALEB | G | 4 | 2-5 | 0-2 | 0-0 | 0 | 7 | 7 | 3 | 1 | 2 | 2 | 1 | 33 | -2 |
| 04 | HARPER JR., RON | G | 15 | 5-10 | 1-2 | 4-4 | 0 | 5 | 5 | 2 | 0 | 2 | 1 | 1 | 37 | -1 |
| 01 | PALMQUIST, OSKAR | F | 0 | 0-1 | 0-0 | 0-0 | 1 | 0 | 1 | 0 | 0 | 0 | 0 | 0 | 2 | -4 |
| 02 | MILLER, JALEN | G | 0 | 0-0 | 0-0 | 0-0 | 0 | 2 | 2 | 1 | 0 | 1 | 0 | 0 | 2 | 2 |
| 03 | MAG, MAWOT | F | 0 | 0-3 | 0-1 | 0-0 | 0 | 0 | 0 | 0 | 0 | 0 | 0 | 0 | 5 | -6 |
| 05 | HYATT, AUNDRE | F | 1 | 0-7 | 0-2 | 1-2 | 3 | 2 | 5 | 0 | 0 | 0 | 0 | 1 | 12 | 8 |
| 21 | REIBER, DEAN | F | 4 | 2-3 | 0-0 | 0-0 | 0 | 1 | 1 | 2 | 2 | 1 | 1 | 1 | 7 | 0 |
| 35 | AGEE, RALPH | F | 4 | 1-1 | 0-0 | 2-2 | 0 | 0 | 0 | 1 | 0 | 0 | 0 | 0 | 3 | 1 |
| | TEAM | | | | | | 1 | 3 | 4 | 0 | 1 | | | | | |
| TOTALS | | | 48 | 18-58 | 2-13 | 10-13 | 11 | 38 | 49 | 15 | 13 | 15 | 10 | 7 | 200 | |

| Shooting By Period | FG | FG% | 3FG | 3FG% | FT | FT% | Deadball Rebounds: 3.0 |
|--------------------|--------------|--------------|-------------|--------------|--------------|--------------|---|
| 1st Half | 10-30 | 33% | 2-7 | 29% | 2-2 | 100% | Last FG: 2nd-02:30 |
| 2nd Half | 8-28 | 29% | 0-6 | 0% | 8-11 | 73% | Biggest Run: 6-0 |
| Game | 18-58 | 31.0% | 2-13 | 15.4% | 10-13 | 76.9% | Largest lead: By 3 at 2nd-02:00 Technical Fouls: None. |

| Game Notes: | Score | 1st | 2nd | TOT | Points | UIO | RUT | | |
|--|-------|-----|-----|-----|--------------|-------|-------|-------|-------|
| Officials: Courtney Green, Donnie Eppley, Brooks Wells | UIO | 27 | 19 | 46 | In the Paint | 22 | 28 | | |
| Attendance: 10223 | RUT | 24 | 24 | 48 | Off Turns | 6 | 8 | | |
| Start Time: 08:30 PM ET | | | | | 2nd Chance | 6 | 4 | | |
| Conference Game: | | | | | Fast Break | 6 | 6 | | |
| | | | | | Bench | 0 | 9 | | |
| | | | | | Per Poss | 17/19 | 17/27 | 20/64 | 23/66 |

Game 19 - Iowa 68, Penn State 51

Official Box Score
Penn St. vs Iowa
Game Totals -- Final Statistics
January 22, 2022 at Carver-Hawkeye Arena - Iowa City



| No. | Player | S | Pts | FG | 3FG | FT | OR | DR | TR | PF | A | TO | Bk | Stl | Min | +/- | |
|---------------|------------------|---|-----------|--------------|-------------|--------------|-----------|-----------|-----------|-----------|-----------|-----------|----------|----------|------------|-----|---|
| 01 | LUNDY, SETH | F | 8 | 3-11 | 2-7 | 0-0 | 0 | 5 | 5 | 2 | 0 | 1 | 1 | 0 | 29 | -21 | |
| 03 | SESSOMS, SAM | G | 6 | 2-6 | 1-3 | 1-2 | 0 | 1 | 1 | 2 | 4 | 2 | 0 | 0 | 29 | 20 | |
| 05 | LEE, GREG | F | 6 | 1-5 | 0-0 | 4-4 | 2 | 6 | 8 | 4 | 1 | 4 | 0 | 1 | 25 | -4 | |
| 21 | HARRAR, JOHN | F | 0 | 0-4 | 0-0 | 0-0 | 3 | 2 | 5 | 2 | 1 | 0 | 0 | 0 | 23 | -7 | |
| 22 | PICKETT, JALEN | G | 14 | 5-12 | 1-6 | 3-4 | 0 | 3 | 3 | 0 | 3 | 4 | 0 | 2 | 37 | -9 | |
| 02 | DREAD, MYLES | G | 9 | 3-6 | 3-6 | 0-0 | 1 | 1 | 2 | 1 | 0 | 0 | 0 | 1 | 23 | -9 | |
| 11 | CORNWALL, JAHEAM | G | 5 | 2-5 | 0-2 | 1-1 | 0 | 0 | 0 | 0 | 0 | 0 | 0 | 0 | 11 | 6 | |
| 13 | SCOTT, JEVONNIE | F | 3 | 1-2 | 0-1 | 1-2 | 1 | 2 | 3 | 3 | 1 | 2 | 0 | 0 | 13 | -6 | |
| 14 | WHITE, JALANNI | F | 0 | 0-0 | 0-0 | 0-0 | 0 | 1 | 1 | 3 | 0 | 1 | 0 | 0 | 10 | -4 | |
| 23 | JOHNSON, DALLION | G | 0 | 0-0 | 0-0 | 0-0 | 0 | 0 | 0 | 1 | 0 | 0 | 0 | 0 | 0 | 0 | 0 |
| | TEAM | | | | | | 4 | 2 | 6 | 0 | 3 | | | | | | |
| TOTALS | | | 51 | 17-51 | 7-25 | 10-13 | 11 | 23 | 34 | 18 | 10 | 17 | 1 | 4 | 200 | | |

| Shooting By Period | FG | FG% | 3FG | 3FG% | FT | FT% | Deadball Rebounds: 0.0 |
|--------------------|--------------|--------------|-------------|--------------|--------------|--------------|---|
| 1st Half | 9-26 | 35% | 4-13 | 31% | 3-3 | 100% | Last FG: 2nd-05:19 |
| 2nd Half | 8-25 | 32% | 3-12 | 25% | 7-10 | 70% | Biggest Run: 5-0 |
| Game | 17-51 | 33.3% | 7-25 | 28.0% | 10-13 | 76.9% | Largest lead: By 2 at 1st-02:27 Technical Fouls: None. |

Iowa 68

| No. | Player | S | Pts | FG | 3FG | FT | OR | DR | TR | PF | A | TO | Bk | Stl | Min | +/- |
|-----|--------------------|---|-----|------|-----|-----|----|----|----|----|---|----|----|-----|-----|-----|
| 00 | REBRACA, FILIP | F | 8 | 4-5 | 0-0 | 0-0 | 0 | 5 | 5 | 2 | 0 | 1 | 0 | 0 | 20 | 8 |
| 02 | TOUSSAINT, JOE | G | 4 | 1-4 | 0-2 | 2-2 | 1 | 2 | 3 | 2 | 4 | 2 | 0 | 3 | 23 | 22 |
| 03 | BOHANNON, JORDAN | G | 11 | 3-8 | 3-7 | 2-2 | 0 | 2 | 2 | 1 | 0 | 1 | 0 | 1 | 33 | 24 |
| 15 | MURRAY, KEEGAN | F | 15 | 4-12 | 1-7 | 6-8 | 2 | 6 | 8 | 1 | 2 | 1 | 3 | 1 | 40 | 17 |
| 22 | MCCAFFERY, PATRICK | F | 11 | 4-9 | 3-6 | 0-0 | 0 | 2 | 2 | 1 | 4 | 0 | 2 | 2 | 27 | 21 |
| 04 | ULIS, AHRON | G | 2 | 1-1 | 0-0 | 0-0 | 0 | 0 | 0 | 0 | 0 | 1 | 0 | 0 | 6 | -6 |
| 11 | PERKINS, TONY | G | 4 | 2-7 | 0-3 | 0-0 | 3 | 1 | 4 | 3 | 0 | 0 | 0 | 0 | 15 | -7 |
| 24 | MURRAY, KRIS | F | 13 | 3-5 | 3-5 | 4-6 | 2 | 2 | 4 | 2 | 2 | | | | | |

Game 21 - Penn State 90, Iowa 86 (2 OT)

Official Box Score

Iowa vs Penn St.

Game Totals - Final Statistics

January 31, 2022 at Bryce Jordan Center - University Park



Iowa 86

| No. | Player | S | Pts | FG | 3FG | FT | OR | DR | TR | PF | A | TBk | Stl | Min | +/- | |
|-----|--------------------|---|-----------|--------------|--------------|--------------|-----------|-----------|-----------|-----------|-----------|----------|----------|----------|------------|-----|
| 00 | REBRACA, FILIP | F | 11 | 4-5 | 0-0 | 3-3 | 3 | 3 | 6 | 3 | 0 | 1 | 1 | 1 | 32 | -11 |
| 02 | TOUSSAINT, JOE | G | 0 | 0-4 | 0-1 | 0-0 | 1 | 4 | 5 | 2 | 2 | 1 | 0 | 0 | 19 | -6 |
| 03 | BOHANNON, JORDAN | G | 2 | 0-7 | 0-4 | 2-2 | 0 | 0 | 0 | 0 | 5 | 0 | 0 | 0 | 35 | -5 |
| 15 | MURRAY, KEEGAN | F | 21 | 6-18 | 2-7 | 7-10 | 4 | 2 | 6 | 4 | 0 | 1 | 1 | 1 | 31 | -14 |
| 22 | MCCAFFERY, PATRICK | F | 16 | 6-13 | 3-6 | 1-2 | 1 | 6 | 7 | 3 | 1 | 1 | 0 | 1 | 37 | 1 |
| 04 | ULIS, AHRON | G | 7 | 0-7 | 0-0 | 7-8 | 2 | 3 | 5 | 2 | 5 | 0 | 0 | 0 | 27 | 2 |
| 11 | PERKINS, TONY | G | 4 | 2-4 | 0-0 | 0-0 | 1 | 1 | 2 | 1 | 1 | 1 | 0 | 1 | 16 | -1 |
| 13 | ASH, AUSTIN | G | 0 | 0-0 | 0-0 | 0-0 | 0 | 0 | 0 | 0 | 0 | 0 | 0 | 0 | 0 | -2 |
| 20 | SANDFORT, PAYTON | G | 5 | 2-4 | 1-3 | 0-0 | 0 | 1 | 1 | 1 | 0 | 0 | 0 | 0 | 11 | 10 |
| 24 | MURRAY, KRIS | F | 8 | 3-7 | 1-3 | 1-3 | 1 | 3 | 4 | 4 | 3 | 1 | 0 | 0 | 25 | 1 |
| 30 | MCCAFFERY, CONNOR | G | 12 | 4-8 | 4-7 | 0-0 | 1 | 5 | 6 | 2 | 0 | 0 | 0 | 3 | 16 | 5 |
| | TEAM | | | | | | 0 | 1 | 1 | 0 | 0 | | | | | |
| | TOTALS | | 86 | 27-77 | 11-31 | 21-28 | 14 | 29 | 43 | 22 | 17 | 8 | 3 | 7 | 250 | |

Shooting By Period

| Period | FG | FG% | 3FG | 3FG% | FT | FT% | Deadball Rebounds: 5.0 |
|-------------|--------------|--------------|--------------|--------------|--------------|--------------|---------------------------------|
| 1st Half | 12-28 | 43% | 6-14 | 43% | 4-6 | 67% | Last FG: 4th-01:54 |
| 2nd Half | 11-33 | 33% | 4-11 | 36% | 6-8 | 75% | Biggest Run: 9-0 |
| 3rd Half | 2-5 | 40% | 0-1 | 00% | 8-10 | 80% | Largest lead: By 4 at 1st-01:26 |
| 4th Half | 2-11 | 18% | 1-5 | 20% | 3-4 | 75% | Technical Fouls: None. |
| Game | 27-77 | 35.1% | 11-31 | 35.5% | 21-28 | 75.0% | |

Penn St. 90

| No. | Player | S | Pts | FG | 3FG | FT | OR | DR | TR | PF | A | TBk | Stl | Min | +/- | |
|-----|------------------|---|-----------|--------------|-------------|--------------|-----------|-----------|-----------|-----------|-----------|----------|----------|------------|-----|----|
| 01 | LUNDY, SETH | F | 17 | 7-12 | 2-5 | 1-1 | 3 | 8 | 11 | 4 | 2 | 1 | 2 | 41 | -2 | |
| 02 | DREAD, MYLES | G | 12 | 3-10 | 2-7 | 4-4 | 2 | 7 | 9 | 3 | 3 | 0 | 0 | 1 | 41 | 2 |
| 21 | HARRAR, JOHN | F | 19 | 6-10 | 0-0 | 7-11 | 2 | 8 | 10 | 3 | 0 | 4 | 0 | 0 | 28 | 0 |
| 22 | PICKETT, JALEN | G | 13 | 5-16 | 2-9 | 1-1 | 1 | 6 | 7 | 2 | 2 | 0 | 1 | 2 | 49 | 5 |
| 23 | JOHNSON, DALLION | G | 4 | 2-3 | 0-1 | 0-0 | 0 | 1 | 1 | 1 | 1 | 0 | 0 | 0 | 13 | 8 |
| 03 | SESSOMS, SAM | G | 9 | 4-12 | 0-1 | 1-2 | 1 | 4 | 5 | 3 | 0 | 1 | 0 | 1 | 28 | 0 |
| 10 | DORSEY, CALEB | F | 0 | 0-2 | 0-0 | 0-0 | 0 | 0 | 2 | 0 | 2 | 0 | 0 | 0 | 6 | -1 |
| 05 | LEE, GREG | F | 16 | 6-7 | 0-0 | 4-5 | 5 | 3 | 8 | 3 | 2 | 1 | 0 | 0 | 27 | 8 |
| 11 | CORNWALL, JAHEAM | G | 0 | 0-2 | 0-2 | 0-0 | 0 | 1 | 1 | 1 | 2 | 1 | 0 | 0 | 15 | -1 |
| 14 | WHITE, JALANNI | F | 0 | 0-0 | 0-0 | 0-0 | 0 | 0 | 0 | 0 | 0 | 0 | 0 | 0 | 1 | 1 |
| | TEAM | | | | | | 1 | 0 | 1 | 0 | 1 | | | | | |
| | TOTALS | | 90 | 33-74 | 6-27 | 18-24 | 15 | 38 | 53 | 23 | 12 | 2 | 6 | 250 | | |

Shooting By Period

| Period | FG | FG% | 3FG | 3FG% | FT | FT% | Deadball Rebounds: 3.0 |
|-------------|--------------|--------------|-------------|--------------|--------------|--------------|----------------------------------|
| 1st Half | 13-29 | 45% | 2-14 | 14% | 4-7 | 57% | Last FG: 4th-01:54 |
| 2nd Half | 14-33 | 42% | 2-9 | 22% | 4-5 | 80% | Biggest Run: 11-0 |
| 3rd Half | 3-7 | 43% | 2-2 | 100% | 4-5 | 80% | Largest lead: By 10 at 1st-11:10 |
| 4th Half | 3-5 | 60% | 0-2 | 00% | 6-7 | 86% | Technical Fouls: None. |
| Game | 33-74 | 44.6% | 6-27 | 22.2% | 18-24 | 75.0% | |

Game Notes:

| Score | 1st | 2nd | 3rd | 4th | TOT | Points | IOW | PSU |
|-------|-----|-----|-----|-----|-----------|--------------|-------|-------|
| IOW | 34 | 32 | 12 | 8 | 86 | In the Paint | 28 | 44 |
| PSU | 32 | 34 | 12 | 12 | 90 | Off Turns | 8 | 9 |
| | | | | | | 2nd Chance | 19 | 17 |
| | | | | | | Fast Break | 11 | 5 |
| | | | | | | Bench | 36 | 25 |
| | | | | | | Per Poss | 1,075 | 1,130 |
| | | | | | | | 38.60 | 42/79 |

Officials:

Officials: Larry Scrotto, D.J. Carstensen, Paul Szec
Attendance: 1977
Start Time: 07:01 PM ET
End Time: 09:37 PM ET
Game Duration: 2:36
Conference Game:

Game 22 - Iowa 71, Minnesota 59

Official Box Score

Iowa vs Minnesota

Game Totals - Final Statistics

February 06, 2022 at Carver-Hawkeye Arena - Iowa City



Minnesota 59

| No. | Player | S | Pts | FG | 3FG | FT | OR | DR | TR | PF | A | TBk | Stl | Min | +/- | |
|-----|-------------------|---|-----------|--------------|-------------|------------|-----------|-----------|-----------|----------|-----------|----------|----------|------------|-----|-----|
| 00 | WILLIS, PAYTON | G | 16 | 6-13 | 3-6 | 1-1 | 1 | 7 | 8 | 1 | 3 | 0 | 1 | 0 | 37 | -14 |
| 01 | CURRY, ERIC | F | 2 | 1-4 | 0-0 | 2-4 | 3 | 5 | 8 | 2 | 3 | 1 | 0 | 0 | 25 | -8 |
| 10 | BATTLE, JAMISON | F | 2 | 1-12 | 0-6 | 0-0 | 1 | 4 | 5 | 4 | 0 | 2 | 0 | 0 | 27 | -11 |
| 12 | LOEWEL, LUKE | G | 19 | 7-9 | 4-5 | 1-2 | 1 | 3 | 4 | 0 | 2 | 1 | 0 | 2 | 32 | -15 |
| 20 | STEPHENS, E.J. | G | 9 | 4-11 | 1-4 | 0-0 | 0 | 5 | 5 | 0 | 1 | 3 | 0 | 1 | 36 | -7 |
| 07 | THIAM, ABDOULAYE | G | 0 | 0-0 | 0-0 | 0-0 | 0 | 0 | 0 | 0 | 0 | 0 | 0 | 0 | 0 | 3 |
| 15 | DANIELS, CHARLIE | F | 0 | 0-2 | 0-0 | 0-0 | 0 | 0 | 2 | 0 | 0 | 1 | 0 | 0 | 9 | -3 |
| 22 | OGGIE, DANNY | F | 0 | 0-0 | 0-0 | 0-0 | 0 | 1 | 1 | 0 | 0 | 0 | 0 | 0 | 3 | 2 |
| 24 | SUTHERLIN, SEAN | F | 5 | 1-5 | 1-1 | 2-2 | 0 | 0 | 0 | 2 | 0 | 1 | 1 | 1 | 12 | -2 |
| 42 | THOMPSON, TREYTON | C | 0 | 0-1 | 0-0 | 0-0 | 0 | 2 | 2 | 0 | 0 | 0 | 0 | 0 | 14 | -4 |
| | TEAM | | | | | | 3 | 2 | 5 | 0 | 0 | 3 | | | | |
| | TOTALS | | 59 | 22-61 | 9-23 | 6-9 | 11 | 29 | 40 | 9 | 12 | 6 | 4 | 200 | | |

Shooting By Period

| Period | FG | FG% | 3FG | 3FG% | FT | FT% | Deadball Rebounds: 2.0 |
|-------------|--------------|--------------|-------------|--------------|------------|--------------|---------------------------------|
| 1st Half | 15-31 | 48% | 5-9 | 56% | 3-5 | 60% | Last FG: 2nd-03:13 |
| 2nd Half | 7-30 | 23% | 4-14 | 29% | 3-4 | 75% | Biggest Run: 9-0 |
| Game | 22-61 | 36.1% | 9-23 | 39.1% | 6-9 | 66.7% | Largest lead: By 7 at 1st-18:05 |

Iowa 71

| No. | Player | S | Pts | FG | 3FG | FT | OR | DR | TR | PF | A | TBk | Stl | Min | +/- | |
|-----|--------------------|---|-----------|--------------|-------------|------------|----------|-----------|-----------|-----------|-----------|----------|----------|------------|-----|----|
| 00 | REBRACA, FILIP | F | 4 | 2-3 | 0-0 | 0-0 | 1 | 1 | 2 | 1 | 1 | 0 | 0 | 1 | 25 | -1 |
| 03 | BOHANNON, JORDAN | G | 6 | 2-7 | 2-7 | 0-0 | 0 | 2 | 2 | 2 | 1 | 0 | 0 | 1 | 36 | 15 |
| 11 | PERKINS, TONY | F | 2 | 1-4 | 0-0 | 0-0 | 0 | 0 | 0 | 0 | 1 | 3 | 0 | 1 | 18 | -7 |
| 15 | MURRAY, KEEGAN | F | 24 | 9-18 | 2-4 | 4-7 | 2 | 13 | 15 | 1 | 3 | 1 | 2 | 1 | 39 | 13 |
| 22 | MCCAFFERY, PATRICK | F | 18 | 8-14 | 2-3 | 0-0 | 3 | 4 | 7 | 0 | 0 | 1 | 0 | 1 | 29 | 7 |
| 02 | TOUSSAINT, JOE | G | 0 | 0-1 | 0-1 | 0-0 | 0 | 0 | 0 | 1 | 1 | 0 | 0 | 2 | 6 | -1 |
| 04 | ULIS, AHRON | G | 9 | 4-9 | 1-2 | 0-2 | 1 | 4 | 5 | 1 | 2 | 1 | 0 | 2 | 21 | 14 |
| 20 | SANDFORT, PAYTON | G | 5 | 2-4 | 1-3 | 0-0 | 0 | 3 | 3 | 1 | 1 | 0 | 1 | 0 | 10 | 4 |
| 24 | MURRAY, KRIS | F | 3 | 1-5 | 1-2 | 0-0 | 1 | 1 | 2 | 3 | 2 | 0 | 0 | 2 | 15 | 16 |
| | TEAM | | | | | | 1 | 1 | 2 | 0 | 1 | | | | | |
| | TOTALS | | 71 | 29-65 | 9-23 | 4-9 | 9 | 29 | 38 | 10 | 12 | 6 | 7 | 200 | | |

Shooting By Period

| Period | FG | FG% | 3FG | 3FG% | FT | FT% | Deadball Rebounds: 3.0 |
|-------------|--------------|--------------|-------------|--------------|------------|--------------|-------------------------------------|
| 1st Half | 13-34 | 38% | 5-12 | 42% | 3-5 | 60% | Last FG: 2nd-03:33 |
| 2nd Half | 16-31 | 52% | 4-11 | 36% | 1-4 | 25% | Biggest Run: Led by 17 at 2nd-03:33 |
| Game | 29-65 | 44.6% | 9-23 | 39.1% | 4-9 | 44.4% | Largest lead: By 17 at 2nd-03:33 |

Game Notes:

| Score | 1st | 2nd | TOT | Points | MIN | UI |
|-------|-----|-----|-----------|--------------|-------|-------|
| IOW | 38 | 21 | 59 | In the Paint | 16 | 34 |
| MINN | 34 | 37 | 71 | Off Turns | 4 | 21 |
| | | | | 2nd Chance | 6 | 6 |
| | | | | Fast Break | 0 | 5 |
| | | | | Bench | 5 | 17 |
| | | | | Per Poss | 0.894 | 1.109 |
| | | | | | 25.66 | 31.64 |

Officials:

Officials: Ben Boroski, Chris Beaver, Brandon Cruz
Attendance: 14588
Start Time: 04:31 PM ET
End Time: 06:17 PM ET
Game Duration: 1:46
Conference Game:

Game 23 - Iowa 110, Maryland 87

Official Box Score

Iowa vs Maryland

Game Totals - Final Statistics

February 10, 2022 at XFINITY Center - College Park



Iowa 110

| No. | Player | S | Pts | FG | 3FG | FT | OR | DR | TR | PF | A | TBk | Stl | Min | +/- | |
|-----|------------------|---|-----|-------|-----|-----|----|----|----|----|---|-----|-----|-----|-----|----|
| 00 | REBRACA, FILIP | F | 6 | 2-3 | 0-0 | 2-2 | 3 | 4 | 7 | 2 | 1 | 2 | 0 | 1 | 22 | 21 |
| 03 | BOHANNON, JORDAN | G | 30 | 10-16 | | | | | | | | | | | | |

Game 25 - Michigan 84, Iowa 79

Official Box Score
Michigan vs Iowa
Game Totals - Final Statistics
February 17, 2022 at Carver-Hawkeye Arena - Iowa City



Michigan 84

| No. | Player | S | Pts | FG | 3FG | FT | OR | DR | TR | PF | A | TO | Blk | Stl | Min | + | - |
|--------|--------------------|---|-----|-------|------|-------|----|----|----|----|----|----|-----|-----|-----|----|---|
| 01 | DICKINSON, HUNTER | C | 14 | 5-11 | 0-3 | 4-4 | 3 | 1 | 3 | 7 | 3 | 2 | 0 | 0 | 32 | 11 | |
| 12 | JONES, DEVANTE' | G | 11 | 2-5 | 1-2 | 4-6 | 1 | 1 | 9 | 10 | 2 | 5 | 1 | 1 | 4 | 30 | 7 |
| 14 | DIABATE, MOUSSA | F | 28 | 12-15 | 0-1 | 4-7 | 3 | 5 | 8 | 4 | 0 | 2 | 1 | 1 | 34 | 13 | |
| 22 | HOUSTAN, CALEB | G | 6 | 2-9 | 0-5 | 2-2 | 0 | 2 | 2 | 1 | 4 | 2 | 0 | 1 | 29 | 3 | |
| 55 | BROOKS, ELI | G | 13 | 4-8 | 3-6 | 2-2 | 0 | 4 | 4 | 0 | 5 | 1 | 0 | 0 | 37 | 8 | |
| 02 | BUFFKIN, KOBE | G | 10 | 4-6 | 0-1 | 2-2 | 1 | 0 | 1 | 2 | 0 | 1 | 0 | 1 | 16 | -3 | |
| 10 | COLLINS, FRANKIE | G | 0 | 0-2 | 0-1 | 0-0 | 0 | 0 | 0 | 0 | 0 | 0 | 0 | 0 | 3 | -4 | |
| 23 | JOHNS JR., BRANDON | F | 0 | 0-1 | 0-1 | 0-0 | 0 | 1 | 1 | 2 | 0 | 0 | 0 | 0 | 4 | -8 | |
| 25 | HOWARD, JACE | G | 2 | 1-1 | 0-0 | 0-0 | 0 | 0 | 0 | 0 | 3 | 0 | 0 | 0 | 6 | 0 | |
| 44 | FAULLDS, JARON | F | 0 | 0-1 | 0-0 | 0-0 | 0 | 0 | 0 | 0 | 0 | 0 | 0 | 0 | 3 | -2 | |
| TEAM | | | | | | | 2 | 3 | 5 | 0 | 0 | 0 | | | | | |
| TOTALS | | | 84 | 31-62 | 4-20 | 18-23 | 10 | 30 | 40 | 17 | 21 | 11 | 4 | 7 | 200 | | |

Shooting By Period

| Period | FG | FG% | 3FG | 3FG% | FT | FT% | Deadball Rebounds: 2.0 |
|----------|-------|-------|------|-------|-------|-------|--|
| 1st Half | 16-34 | 47% | 1-12 | 08% | 4-4 | 100% | Last FG: 2nd-04:06 Biggest Run: 11-0 |
| 2nd Half | 15-28 | 54% | 3-8 | 38% | 14-19 | 74% | Last FG: 2nd-03:25 Biggest Run: 11-0 Technical Fouls: #0 TEAM (Admin Technical) @ 1st-00:49; #0 TEAM (Admin Technical) @ 2nd-18:23 |
| Game | 31-62 | 50.0% | 4-20 | 20.0% | 18-23 | 78.3% | |

Iowa 79

| No. | Player | S | Pts | FG | 3FG | FT | OR | DR | TR | PF | A | TO | Blk | Stl | Min | + | - |
|--------|--------------------|---|-----|-------|------|-------|----|----|----|----|----|----|-----|-----|-----|-----|---|
| 00 | REBRACA, FILIP | F | 12 | 5-9 | 0-0 | 2-3 | 4 | 2 | 6 | 4 | 3 | 2 | 0 | 0 | 24 | -5 | |
| 03 | BOHANNON, JORDAN | G | 11 | 2-5 | 2-5 | 5-5 | 0 | 0 | 0 | 1 | 0 | 2 | 0 | 0 | 30 | -8 | |
| 11 | PERKINS, TONY | G | 4 | 2-4 | 0-0 | 0-0 | 0 | 2 | 7 | 1 | 5 | 0 | 0 | 0 | 15 | -10 | |
| 15 | MURRAY, KEEGAN | F | 23 | 9-23 | 1-4 | 4-9 | 5 | 2 | 7 | 2 | 1 | 3 | 4 | 1 | 32 | -12 | |
| 22 | MCCAFFERY, PATRICK | F | 13 | 6-11 | 0-2 | 1-1 | 2 | 3 | 5 | 1 | 2 | 1 | 0 | 0 | 27 | -13 | |
| 02 | TOUSSAINT, JOE | G | 2 | 1-2 | 0-0 | 0-0 | 0 | 3 | 3 | 0 | 2 | 1 | 0 | 0 | 13 | 7 | |
| 04 | ULIS, AHRON | G | 4 | 2-3 | 0-0 | 0-0 | 0 | 2 | 2 | 1 | 0 | 0 | 0 | 0 | 11 | 2 | |
| 13 | ASH, AUSTIN | G | 0 | 0-0 | 0-0 | 0-0 | 0 | 0 | 0 | 0 | 1 | 0 | 0 | 0 | 0 | -3 | |
| 20 | SANDFORT, PAYTON | G | 2 | 1-6 | 0-4 | 0-0 | 0 | 1 | 2 | 3 | 0 | 0 | 0 | 0 | 14 | 7 | |
| 23 | OSUNDELE, JOSH | C | 0 | 0-0 | 0-0 | 0-0 | 0 | 1 | 1 | 0 | 0 | 0 | 0 | 0 | 4 | 0 | |
| 24 | MURRAY, KRIS | F | 8 | 3-7 | 1-3 | 1-2 | 0 | 1 | 1 | 5 | 0 | 0 | 0 | 1 | 14 | -2 | |
| 30 | MCCAFFERY, CONNOR | G | 0 | 0-0 | 0-0 | 0-0 | 0 | 4 | 4 | 2 | 4 | 0 | 0 | 0 | 16 | 12 | |
| TEAM | | | | | | | 1 | 2 | 3 | 0 | 0 | 0 | | | | | |
| TOTALS | | | 79 | 31-70 | 4-18 | 13-20 | 13 | 24 | 37 | 18 | 16 | 11 | 5 | 3 | 200 | | |

Shooting By Period

| Period | FG | FG% | 3FG | 3FG% | FT | FT% | Deadball Rebounds: 3.0 |
|----------|-------|-------|------|-------|-------|-------|--|
| 1st Half | 15-32 | 47% | 2-8 | 25% | 7-8 | 88% | Last FG: 2nd-00:06 Biggest Run: 9-0 |
| 2nd Half | 16-38 | 42% | 2-10 | 20% | 6-12 | 50% | Last FG: 2nd-03:06 Biggest Run: 9-0 Technical Fouls: #0 TEAM (Admin Technical) @ 1st-14:22 |
| Game | 31-70 | 44.3% | 4-18 | 22.2% | 13-20 | 65.0% | |

Game Notes:

Officials: Larry Sciotto, Donnie Epley, Keith Kimble
Attendance: 10846
Start Time: 07:01 PM ET
End Time: 09:16 PM ET
Game Duration: 2:14
Conference Game:

| Score | 1st | 2nd | TOT | Points | U-M | UI |
|-------|-----|-----|-----|--------------|-------|-------|
| IOWA | 37 | 47 | 84 | In the Paint | 46 | 42 |
| MSU | 39 | 40 | 79 | Off Turns | 18 | 9 |
| | | | | 2nd Chance | 10 | 14 |
| | | | | Fast Break | 14 | 13 |
| | | | | Bench | 12 | 16 |
| | | | | Per Poss | 1.167 | 1.053 |

Game 26 - Iowa 75, #18 Ohio State 62

Official Box Score
Iowa vs Ohio State
Game Totals - Final Statistics
February 19, 2022 at Value City Arena



Iowa 75

| No. | Player | S | Pts | FG | 3FG | FT | OR | DR | TR | PF | A | TO | Blk | Stl | Min | + | - |
|--------|--------------------|---|-----|-------|------|-------|----|----|----|----|----|----|-----|-----|-----|----|---|
| 00 | REBRACA, FILIP | F | 5 | 2-3 | 0-0 | 1-2 | 2 | 3 | 5 | 4 | 0 | 3 | 0 | 0 | 16 | | |
| 03 | BOHANNON, JORDAN | G | 10 | 3-9 | 2-7 | 2-3 | 1 | 0 | 1 | 2 | 1 | 0 | 0 | 0 | 1 | 30 | |
| 11 | PERKINS, TONY | G | 4 | 2-6 | 0-0 | 0-0 | 1 | 2 | 3 | 2 | 0 | 0 | 0 | 0 | 10 | | |
| 15 | MURRAY, KEEGAN | F | 24 | 10-17 | 2-5 | 2-3 | 3 | 2 | 5 | 3 | 2 | 0 | 1 | 0 | 36 | | |
| 22 | MCCAFFERY, PATRICK | F | 7 | 2-8 | 0-1 | 3-5 | 4 | 1 | 5 | 0 | 3 | 2 | 1 | 1 | 0 | 19 | |
| 02 | TOUSSAINT, JOE | G | 4 | 2-4 | 0-2 | 0-0 | 0 | 2 | 2 | 3 | 1 | 1 | 0 | 0 | 22 | | |
| 04 | ULIS, AHRON | G | 7 | 1-3 | 0-0 | 5-6 | 2 | 2 | 4 | 2 | 2 | 1 | 0 | 0 | 17 | | |
| 20 | SANDFORT, PAYTON | G | 0 | 0-0 | 0-0 | 0-0 | 0 | 0 | 0 | 0 | 0 | 1 | 0 | 0 | 1 | | |
| 24 | MURRAY, KRIS | F | 11 | 4-13 | 1-5 | 2-2 | 3 | 5 | 8 | 1 | 2 | 1 | 1 | 1 | 27 | | |
| 30 | MCCAFFERY, CONNOR | G | 3 | 1-1 | 1-1 | 0-0 | 1 | 2 | 3 | 3 | 2 | 0 | 0 | 0 | 21 | | |
| TEAM | | | | | | | 3 | 1 | 4 | 0 | 0 | | | | | | |
| TOTALS | | | 75 | 27-64 | 6-21 | 15-21 | 20 | 20 | 40 | 20 | 12 | 8 | 3 | 3 | 199 | | |

Shooting By Period

| Period | FG | FG% | 3FG | 3FG% | FT | FT% | Deadball Rebounds: 2.0 |
|----------|-------|-------|------|-------|-------|-------|--|
| 1st Half | 15-36 | 42% | 3-10 | 30% | 6-9 | 67% | Last FG: 2nd-00:24 Largest lead: By 13 at Technical Fouls: None |
| 2nd Half | 12-28 | 43% | 3-11 | 27% | 9-12 | 75% | |
| Game | 27-64 | 42.2% | 6-21 | 28.6% | 15-21 | 71.4% | |

Ohio State 62

| No. | Player | S | Pts | FG | 3FG | FT | OR | DR | TR | PF | A | TO | Blk | Stl | Min | + | - |
|--------|----------------------|---|-----|-------|------|-------|----|----|----|----|---|----|-----|-----|-----|----|---|
| 02 | BROWN III, EUGENE | G | 2 | 0-2 | 0-1 | 2-2 | 0 | 0 | 0 | 0 | 0 | 2 | 0 | 0 | 0 | 19 | |
| 23 | BRANHAM, MALAKI | G | 22 | 8-13 | 1-2 | 3-4 | 3 | 5 | 8 | 3 | 0 | 3 | 0 | 2 | 35 | | |
| 25 | KEY, ZED | F | 6 | 1-1 | 0-0 | 4-6 | 1 | 4 | 5 | 3 | 0 | 1 | 0 | 0 | 18 | | |
| 32 | LIDDELL, E.J. | F | 15 | 6-13 | 1-2 | 2-5 | 3 | 5 | 8 | 3 | 1 | 3 | 5 | 1 | 35 | | |
| 55 | WHEELER, JAMARI | G | 3 | 1-6 | 0-2 | 1-2 | 0 | 2 | 2 | 4 | 3 | 0 | 0 | 0 | 3 | 27 | |
| 00 | JOHNSON JR., MEECHIE | G | 0 | 0-2 | 0-2 | 0-0 | 0 | 0 | 0 | 0 | 1 | 0 | 0 | 0 | 13 | | |
| 02 | RUSSELL, CEDRIC | G | 4 | 2-6 | 0-2 | 0-0 | 0 | 1 | 1 | 0 | 0 | 0 | 0 | 0 | 18 | | |
| 10 | AHRENS, JUSTIN | F | 0 | 0-0 | 0-0 | 0-0 | 0 | 1 | 1 | 0 | 0 | 0 | 0 | 0 | 10 | | |
| 25 | YOUNG, KYLE | F | 10 | 4-6 | 0-0 | 2-2 | 4 | 1 | 5 | 2 | 3 | 0 | 0 | 0 | 24 | | |
| 50 | BRUNK, JOEY | C | 0 | 0-0 | 0-0 | 0-0 | 0 | 0 | 0 | 0 | 1 | 0 | 0 | 0 | 2 | | |
| TEAM | | | | | | | 0 | 1 | 1 | 0 | 0 | 0 | | | | | |
| TOTALS | | | 62 | 23-49 | 2-11 | 14-21 | 12 | 19 | 31 | 17 | 7 | 14 | 6 | 7 | 199 | | |

Shooting By Period

| Period | FG | FG% | 3FG | 3FG% | FT | FT% | Deadball Rebounds: 2.0 |
|----------|-------|-------|------|-------|-------|-------|--|
| 1st Half | 15-29 | 52% | 1-4 | 25% | 7-10 | 70% | Last FG: 2nd-02:40 Largest lead: By 11 at Technical Fouls: None |
| 2nd Half | 8-20 | 40% | 1-7 | 14% | 7-11 | 64% | |
| Game | 23-49 | 46.9% | 2-11 | 18.2% | 14-21 | 66.7% | |

Game Notes:

Officials: Rob Ryan, Bill Ek, Chris Beaver
Attendance: 18876
Start Time: 07:37 PM
Conference Game:

| Score | 1st | 2nd | TOT | Points | IOWA | OSU |
|-------|-----|-----|-----|--------------|-------|-------|
| IOWA | 39 | 36 | 75 | In the Paint | 36 | 34 |
| OSU | 38 | 24 | 62 | Off Turns | 16 | 10 |
| | | | | 2nd Chance | 18 | 11 |
| | | | | Fast Break | 6 | 3 |
| | | | | Bench | 25 | 14 |
| | | | | Per Poss | 1.250 | 1.051 |
| | | | | | 3560 | 3056 |

Game 27 - #25 Iowa 86, Michigan State 60

Official Box Score
Michigan St. vs Iowa
Game Totals - Final Statistics
February 22, 2022 at Carver-Hawkeye Arena - Iowa City, Iowa



Michigan St. 60

| No. | Player | S | Pts | FG | 3FG | FT | OR | DR | TR | PF | A | TO | Blk | Stl | Min | + | - |
|-----|---------------------|---|-----|------|-----|-----|----|----|----|----|---|----|-----|-----|-----|-----|---|
| 05 | CHRISTIE, MAX | G | 5 | 2-11 | 1-4 | 0-0 | 1 | 1 | 2 | 0 | 1 | 1 | 0 | 0 | 24 | -21 | |
| 10 | HAUSER, JOEY | F | 2 | 1-2 | 0-1 | 0-0 | 0 | 2 | 2 | 3 | 0 | 1 | 0 | 1 | 17 | -16 | |
| 11 | HOGGARD, A.J. | G | 4 | 2-8 | 0-2 | 0-0 | 0 | 0 | 0 | 1 | 6 | 1 | 0 | 1 | 23 | -21 | |
| 30 | BINGHAM JR., MARCUS | F | 8 | 4-7 | 0-0 | 0-0 | 3 | 3 | 6 | 3 | 0 | 4 | 1 | 0 | 12 | -7 | |
| 44 | BROWN, GABE | F | 0 | 0-7 | 0-5 | 0-0 | 1 | 2 | 3 | 2 | 2 | 0 | 0 | 0 | 20 | -16 | |
| 01 | BROOKS, PIERRE | G | | | | | | | | | | | | | | | |

Game 29 - #24 Iowa 82, Northwestern 61

Official Box Score
Northwestern vs Iowa
Game Totals - Final Statistics
 February 28, 2022 at Carver-Hawkeye Arena - Iowa City, Iowa



| No. | Player | S | Pts | FG | 3FG | FT | OR | DR | TR | PF | A | TO | Bk | Stl | Min | +/- |
|-----|--------------------|---|-----------|--------------|-------------|--------------|----------|-----------|-----------|-----------|-----------|-----------|----------|----------|------------|-----|
| 00 | BUJE, BOO | G | 0 | 0-2 | 0-1 | 0-2 | 0 | 0 | 0 | 0 | 0 | 0 | 0 | 0 | 6 | -3 |
| 01 | AUDIGE, CHASE | G | 7 | 2-7 | 1-4 | 2-2 | 0 | 5 | 5 | 1 | 3 | 2 | 0 | 1 | 26 | -21 |
| 05 | ROPER II, JULIAN | G | 2 | 1-3 | 0-2 | 0-0 | 0 | 0 | 2 | 1 | 0 | 0 | 0 | 0 | 10 | -9 |
| 22 | NANCE, PETE | F | 4 | 2-5 | 0-1 | 0-1 | 2 | 6 | 8 | 1 | 1 | 3 | 1 | 0 | 29 | -19 |
| 31 | BERAN, ROBBIE | F | 0 | 0-1 | 0-1 | 0-0 | 0 | 1 | 1 | 3 | 0 | 1 | 1 | 0 | 8 | -11 |
| 02 | GREER, RYAN | G | 3 | 1-4 | 1-2 | 0-0 | 1 | 1 | 2 | 1 | 2 | 3 | 0 | 0 | 15 | -7 |
| 03 | BERRY, TY | G | 19 | 5-11 | 5-10 | 4-4 | 0 | 3 | 3 | 2 | 2 | 0 | 1 | 2 | 31 | -17 |
| 13 | BARNHIZER, BROOKS | G | 7 | 2-7 | 1-4 | 2-2 | 0 | 2 | 2 | 3 | 2 | 0 | 1 | 1 | 21 | -10 |
| 14 | SIMMONS, CASEY | G | 4 | 2-5 | 0-0 | 0-0 | 0 | 0 | 3 | 0 | 1 | 0 | 1 | 1 | 11 | 4 |
| 15 | YOUNG, RYAN | C | 10 | 4-8 | 0-0 | 2-5 | 3 | 4 | 7 | 1 | 2 | 1 | 1 | 1 | 19 | -3 |
| 21 | WILLIAMS, ELYJAH | F | 4 | 2-3 | 0-0 | 0-0 | 0 | 1 | 1 | 3 | 0 | 0 | 0 | 0 | 17 | -10 |
| 34 | NICHOLSON, MATTHEW | C | 1 | 0-0 | 0-0 | 1-2 | 0 | 1 | 1 | 0 | 0 | 1 | 1 | 0 | 6 | 1 |
| | TEAM | | | | | | 1 | 4 | 5 | 0 | | | | | | |
| | TOTALS | | 61 | 21-56 | 8-25 | 11-18 | 7 | 28 | 35 | 20 | 13 | 15 | 5 | 7 | 200 | |

Shooting By Period

| Period | FG | FG% | 3FG | 3FG% | FT | FT% | Deadball Rebounds: 4.0 |
|-------------|--------------|--------------|-------------|--------------|--------------|--------------|---------------------------------|
| 1st Half | 6-27 | 22% | 1-11 | 18% | 3-6 | 50% | Last FG: 2nd-00:49 |
| 2nd Half | 15-29 | 52% | 6-14 | 43% | 8-12 | 67% | Biggest Run: 8-0 |
| Game | 21-56 | 37.5% | 8-25 | 32.0% | 11-18 | 61.1% | Largest lead: By 2 at 1st-19:44 |

Technical Fouls: None.

Iowa 82

| No. | Player | S | Pts | FG | 3FG | FT | OR | DR | TR | PF | A | TO | Bk | Stl | Min | +/- |
|-----|-------------------|---|-----------|--------------|--------------|--------------|-----------|-----------|-----------|-----------|-----------|-----------|----------|-----------|------------|-----|
| 00 | REBRACA, FILIP | F | 1 | 0-4 | 0-0 | 1-2 | 4 | 1 | 5 | 1 | 1 | 0 | 1 | 0 | 18 | 19 |
| 03 | BOHANNON, JORDAN | G | 18 | 5-14 | 4-11 | 4-5 | 1 | 1 | 2 | 2 | 4 | 1 | 0 | 1 | 28 | 24 |
| 11 | PERKINS, TONY | G | 6 | 3-7 | 0-1 | 0-1 | 1 | 3 | 4 | 3 | 0 | 0 | 5 | 22 | 19 | |
| 15 | MURRAY, KEEGAN | F | 26 | 9-16 | 2-4 | 6-8 | 4 | 14 | 18 | 3 | 3 | 1 | 2 | 31 | 28 | |
| 30 | MCCAFFERY, CONNOR | G | 17 | 5-10 | 5-9 | 2-2 | 1 | 3 | 4 | 3 | 2 | 0 | 0 | 1 | 33 | 28 |
| 02 | TOUSSAINT, JOE | G | 4 | 2-4 | 0-0 | 0-0 | 1 | 1 | 2 | 0 | 4 | 2 | 0 | 1 | 19 | 6 |
| 04 | ULIS, AHRON | G | 0 | 0-1 | 0-0 | 0-0 | 1 | 3 | 4 | 0 | 1 | 0 | 0 | 0 | 11 | 3 |
| 13 | ASH, AUSTIN | G | 3 | 1-5 | 1-3 | 0-1 | 0 | 0 | 0 | 0 | 1 | 1 | 0 | 0 | 6 | -1 |
| 20 | SANDFORT, PAYTON | G | 4 | 1-4 | 0-3 | 2-2 | 2 | 2 | 4 | 1 | 0 | 1 | 0 | 0 | 14 | -1 |
| 23 | OGUNDELE, JOSH | C | 0 | 0-0 | 0-0 | 0-0 | 1 | 0 | 1 | 0 | 0 | 1 | 0 | 0 | 4 | -7 |
| 24 | MURRAY, KRIS | F | 3 | 1-3 | 1-2 | 0-0 | 0 | 2 | 2 | 4 | 0 | 2 | 0 | 0 | 10 | 1 |
| 25 | LAKETA, LUC | G | 0 | 0-1 | 0-1 | 0-0 | 0 | 0 | 0 | 1 | 0 | 0 | 0 | 0 | 3 | -7 |
| 44 | MULVEY, RILEY | C | 0 | 0-0 | 0-0 | 0-0 | 0 | 0 | 0 | 0 | 0 | 0 | 0 | 0 | 3 | -7 |
| | TEAM | | | | | | 3 | 1 | 4 | 0 | 2 | | | | | |
| | TOTALS | | 82 | 27-69 | 13-35 | 15-21 | 19 | 31 | 50 | 18 | 16 | 11 | 3 | 10 | 200 | |

Shooting By Period

| Period | FG | FG% | 3FG | 3FG% | FT | FT% | Deadball Rebounds: 1.0 |
|-------------|--------------|--------------|--------------|--------------|--------------|--------------|----------------------------------|
| 1st Half | 13-37 | 35% | 4-16 | 25% | 6-9 | 67% | Last FG: 2nd-03:16 |
| 2nd Half | 14-32 | 44% | 9-19 | 47% | 9-12 | 75% | Biggest Run: 9-0 |
| Game | 27-69 | 39.1% | 13-35 | 37.1% | 15-21 | 71.4% | Largest lead: By 30 at 2nd-03:16 |

Technical Fouls: #03 BOHANNON (Class A) @ 1st-16:35.

Game Notes: Officials: Paul Szalec, DJ Carstensen, Terry Oglesby Attendance: 10331

| Score | 1st | 2nd | TOT | Points | NWS | IOW |
|-------|-----|-----|-----|--------------|-------|-------|
| NWS | 17 | 44 | 61 | In the Paint | 22 | 26 |
| IOW | 36 | 46 | 82 | Off Turns | 13 | 12 |
| | | | | 2nd Chance | 8 | 19 |
| | | | | Fast Break | 9 | 8 |
| | | | | Bench | 48 | 14 |
| | | | | Per Poss | 0.871 | 1.171 |
| | | | | | 27/0 | 36/0 |

NWS led for 1:03. IOW led for 37:37. Game was tied for 1:21. Times tied: 1. Lead Changes: 1

Start Time: 08:01 PM ET
 End Time: 09:59 PM ET
 Game Duration: 1:57
 Conference Game:

Game 30 - #24 Iowa 82, Michigan 71

Official Box Score
Iowa vs Michigan
Game Totals - Final Statistics
 March 03, 2022 at Crisler Center - Ann Arbor



| No. | Player | S | Pts | FG | 3FG | FT | OR | DR | TR | PF | A | TO | Bk | Stl | Min | +/- | |
|-----|--------------------|---|-----------|--------------|--------------|--------------|----------|-----------|-----------|-----------|-----------|----------|----------|-----------|------------|-----|----|
| 00 | REBRACA, FILIP | F | 4 | 2-6 | 0-0 | 0-0 | 0 | 2 | 2 | 3 | 0 | 1 | 0 | 1 | 0 | 17 | 4 |
| 03 | BOHANNON, JORDAN | G | 19 | 5-8 | 5-7 | 4-4 | 0 | 0 | 0 | 1 | 1 | 3 | 0 | 1 | 0 | 33 | 16 |
| 11 | PERKINS, TONY | G | 13 | 5-10 | 1-1 | 2-2 | 2 | 2 | 4 | 1 | 1 | 1 | 1 | 0 | 2 | 27 | 16 |
| 15 | MURRAY, KEEGAN | F | 23 | 7-9 | 4-4 | 5-6 | 0 | 7 | 7 | 2 | 3 | 1 | 3 | 1 | 36 | 18 | |
| 22 | MCCAFFERY, PATRICK | F | 4 | 2-6 | 0-2 | 0-0 | 0 | 4 | 4 | 1 | 1 | 0 | 1 | 0 | 1 | 18 | 15 |
| 02 | TOUSSAINT, JOE | G | 0 | 0-4 | 0-1 | 0-0 | 0 | 0 | 0 | 0 | 2 | 0 | 0 | 0 | 9 | -2 | |
| 04 | ULIS, AHRON | G | 0 | 0-2 | 0-1 | 0-0 | 0 | 1 | 1 | 0 | 0 | 1 | 0 | 0 | 2 | 10 | -9 |
| 24 | MURRAY, KRIS | F | 19 | 9-11 | 1-2 | 0-0 | 3 | 3 | 6 | 3 | 1 | 2 | 1 | 1 | 2 | 26 | 0 |
| 30 | MCCAFFERY, CONNOR | G | 0 | 0-1 | 0-1 | 0-0 | 0 | 1 | 1 | 2 | 2 | 0 | 0 | 1 | 2 | 3 | -3 |
| | TEAM | | | | | | 2 | 2 | 4 | 0 | 1 | | | | | | |
| | TOTALS | | 82 | 30-57 | 11-19 | 11-12 | 7 | 22 | 29 | 13 | 11 | 9 | 6 | 10 | 200 | | |

Shooting By Period

| Period | FG | FG% | 3FG | 3FG% | FT | FT% | Deadball Rebounds: 2.0 |
|-------------|--------------|--------------|--------------|--------------|--------------|--------------|----------------------------------|
| 1st Half | 18-30 | 60% | 7-10 | 70% | 4-4 | 100% | Last FG: 2nd-00:49 |
| 2nd Half | 12-27 | 44% | 4-9 | 44% | 7-8 | 88% | Biggest Run: 7-0 |
| Game | 30-57 | 52.6% | 11-19 | 57.9% | 11-12 | 91.7% | Largest lead: By 19 at 2nd-11:14 |

Technical Fouls: None.

Michigan 71

| No. | Player | S | Pts | FG | 3FG | FT | OR | DR | TR | PF | A | TO | Bk | Stl | Min | +/- | |
|-----|-----------------------|---|-----------|--------------|-------------|------------|-----------|-----------|-----------|-----------|-----------|-----------|----------|----------|------------|-----|-----|
| 01 | DICKINSON, HUNTER | C | 21 | 9-13 | 0-1 | 3-5 | 3 | 8 | 11 | 2 | 4 | 3 | 4 | 0 | 33 | -8 | |
| 12 | JONES, DEVANTE' | G | 10 | 4-7 | 2-5 | 0-0 | 0 | 1 | 1 | 2 | 6 | 3 | 0 | 0 | 33 | -10 | |
| 14 | DIABATE, MOUSSA | F | 4 | 2-9 | 0-0 | 0-1 | 5 | 2 | 7 | 2 | 2 | 3 | 1 | 0 | 30 | -16 | |
| 22 | HOUSTAN, CALEB | G | 11 | 4-12 | 2-6 | 1-2 | 1 | 2 | 3 | 1 | 2 | 1 | 2 | 1 | 3 | 38 | -10 |
| 55 | BROOKS, ELI | G | 17 | 7-11 | 3-7 | 0-0 | 0 | 3 | 3 | 1 | 2 | 1 | 0 | 1 | 40 | -13 | |
| 02 | BUFKIN, KOBE | G | 0 | 0-2 | 0-0 | 0-0 | 0 | 1 | 1 | 1 | 0 | 0 | 0 | 0 | 5 | 4 | |
| 05 | WILLIAMS II, TERRANCE | F | 4 | 2-2 | 0-0 | 0-0 | 0 | 1 | 1 | 2 | 0 | 1 | 0 | 0 | 10 | 5 | |
| 10 | COLLINS, FRANKIE | G | 0 | 0-1 | 0-0 | 0-0 | 0 | 0 | 0 | 0 | 0 | 0 | 0 | 0 | 4 | -6 | |
| 23 | JOHNS JR., BRANDON | F | 4 | 2-3 | 0-0 | 0-0 | 0 | 1 | 1 | 0 | 0 | 0 | 0 | 0 | 7 | -3 | |
| 25 | HOWARD, JACE | G | 0 | 0-0 | 0-0 | 0-0 | 0 | 0 | 0 | 0 | 0 | 1 | 0 | 0 | 0 | 0 | 2 |
| | TEAM | | | | | | 3 | 0 | 3 | 0 | 0 | | | | | | |
| | TOTALS | | 71 | 30-60 | 7-19 | 4-8 | 12 | 19 | 31 | 11 | 16 | 13 | 6 | 4 | 200 | | |

Shooting By Period

| Period | FG | FG% | 3FG | 3FG% | FT | FT% | Deadball Rebounds: 0.0 |
|-------------|--------------|--------------|-------------|--------------|------------|--------------|-------------------------|
| 1st Half | 12-32 | 38% | 3-9 | 33% | 3-6 | 50% | Last FG: 2nd-00:08 |
| 2nd Half | 18-28 | 64% | 4-10 | 40% | 1-2 | 50% | Biggest Run: 7-0 |
| Game | 30-60 | 50.0% | 7-19 | 36.8% | 4-8 | 50.0% | Largest lead: By 0 at - |

Technical Fouls: None.

Game Notes: Officials: Rob Riley, Bill Elk, Lewis Garrison Attendance: 12767

| Score | 1st | 2nd | TOT | Points | I-I | U-M |
|-------|-----|-----|-----|--------------|-------|-------|
| I-I | 47 | 35 | 82 | In the Paint | 35 | 12 |
| U-M | 30 | 41 | 71 | Off Turns | 11 | 12 |
| | | | | 2nd Chance | 11 | 7 |
| | | | | Fast Break | 5 | 7 |
| | | | | Bench | 19 | 9 |
| | | | | Per Poss | 1.281 | 1.062 |
| | | | | | 35/64 | 32/65 |

I-I led for 38:18. U-M led for 0:00. Game was tied for 0:42. Times tied: 0. Lead Changes: 0

Start Time: 08:12 PM ET
 End Time: 11:04 PM ET
 Game Duration: 1:51
 Conference Game:

Game 31 - #20 Illinois 74, #24 Iowa 72

Official Box Score
Iowa vs Illinois
Game Totals - Final Statistics
 March 07, 2022 at State Farm Center



Iowa 72

| No. | Player | S | Pts | FG | 3FG | FT | OR | DR | TR | PF | A | TO | Bk | Stl | Min | +/- |
|-----|-------------------|---|-----------|--------------|-------------|--------------|-----------|-----------|-----------|-----------|-----------|-----------|----------|----------|------------|-----|
| 00 | REBRACA, FILIP | F | 6 | 3-5 | 0-0 | 0-0 | 3 | 3 | 3 | 2 | 0 | 1 | 22 | | | |
| 03 | BOHANNON, JORDAN | G | 0 | 0-2 | 0-2 | 0-0 | 0 | 0 | 0 | 3 | 0 | 0 | 0 | 0 | 14 | |
| 11 | PERKINS, TONY | G | 17 | 6-13 | 2-3 | 3-7 | 4 | 8 | 12 | 2 | 5 | 1 | 0 | 1 | 34 | |
| 15 | MURRAY, KEEGAN | F | 22 | 7-22 | 2-7 | 6-8 | 1 | 10 | 11 | 2 | 1 | 1 | 4 | 0 | 39 | |
| 30 | MCCAFFERY, CONNOR | G | 0 | 0-1 | 0-1 | 0-0 | 0 | 1 | 1 | 2 | 1 | 1 | 0 | 0 | 24 | |
| 02 | TOUSSAINT, JOE | G | 5 | 2-4 | 1-2 | 0-0 | 0 | 1 | 1 | 3 | 4 | 3 | 0 | 2 | 20 | |
| 04 | ULIS, AHRON | G | 2 | 1-2 | 0-0 | 0-0 | 0 | 1 | 1 | 2 | 1 | 1 | 0 | 0 | 13 | |
| 20 | SANDFORT, PAYTON | G | 7 | 3-3 | 1-1 | 0-0 | 0 | 1 | 1 | 0 | 1 | 0 | 0 | 0 | 15 | |
| 24 | MURRAY, KRIS | F | 13 | 5-10 | 2-5 | 1-7 | 2 | 2 | 4 | 3 | 0 | 1 | 0 | 1 | 19 | |
| | TEAM | | | | | | 1 | 3 | 4 | 0 | 0 | | | | | |
| | TOTALS | | 72 | 27-62 | 8-21 | 10-22 | 11 | 27 | 38 | 19 | 13 | 10 | 4 | 5 | 200 | |

Shooting By Period

| Period | FG | FG% | 3FG | 3FG% | FT | FT% | Deadball Rebounds: 0.0 |
|----------|-------|-----|-----|------|----|-----|------------------------|
| 1st Half | 17-33 | | | | | | |



2021-22 Iowa Men's Basketball Combined Team Statistics In Conference games

Game Records

| Record | Overall | Home | Away | Neutral |
|----------------|---------|------|------|---------|
| ALL GAMES | 12-8 | 7-3 | 5-5 | 0-0 |
| CONFERENCE | 12-8 | 7-3 | 5-5 | 0-0 |
| NON-CONFERENCE | 0-0 | 0-0 | 0-0 | 0-0 |

Score by Periods

| Team | 1st | 2nd | OT | TOT |
|-----------|-----|-----|----|------|
| Iowa | 768 | 803 | 20 | 1591 |
| Opponents | 697 | 733 | 24 | 1454 |

Team Box Score

| No. | Player | | | | Total | | 3-Point | | F-Throw | | Rebounds | | | | | | | PTS | AVG | | | |
|------------------|--------------------|-----------|-------------|------|-----------------|-------------|----------------|-------------|----------------|-------------|------------|------------|------------|-------------|------------|----------|------------|------------|-----------|------------|-------------|-------------|
| | | GP-GS | MIN | AVG | FG-FGA | FG% | 3FG-3FGA | 3FG% | FT-FTA | FT% | OFF | DEF | TOT | AVG | PF | DQ | A | | | TO | BLK | STL |
| 15 | MURRAY, Keegan | 19-19 | 634:03 | 33.4 | 160-301 | .532 | 37-88 | .420 | 76-115 | .661 | 49 | 113 | 162 | 8.5 | 39 | 0 | 23 | 20 | 41 | 22 | 433 | 22.8 |
| 24 | MURRAY, Kris | 20-1 | 373:39 | 18.7 | 78-161 | .484 | 25-70 | .357 | 30-47 | .638 | 28 | 56 | 84 | 4.2 | 57 | 2 | 22 | 17 | 18 | 17 | 211 | 10.6 |
| 3 | BOHANNON, Jordan | 20-20 | 560:01 | 28.0 | 55-157 | .350 | 45-127 | .354 | 48-56 | .857 | 4 | 24 | 28 | 1.4 | 27 | 0 | 36 | 18 | 0 | 15 | 203 | 10.2 |
| 22 | MCCAFFERY, Patrick | 18-18 | 460:49 | 25.6 | 68-174 | .391 | 19-60 | .317 | 25-40 | .625 | 20 | 55 | 75 | 4.2 | 17 | 0 | 27 | 9 | 9 | 11 | 180 | 10.0 |
| 11 | PERKINS, Tony | 20-10 | 346:16 | 17.3 | 55-121 | .455 | 8-23 | .348 | 21-28 | .750 | 19 | 33 | 52 | 2.6 | 32 | 0 | 25 | 16 | 1 | 17 | 139 | 7.0 |
| 0 | REBRACA, Filip | 20-20 | 443:52 | 22.2 | 50-101 | .495 | 0-4 | .000 | 18-26 | .692 | 42 | 60 | 102 | 5.1 | 50 | 1 | 13 | 18 | 11 | 10 | 118 | 5.9 |
| 2 | TOUSSAINT, Joe | 20-10 | 369:01 | 18.5 | 34-88 | .386 | 5-24 | .208 | 10-14 | .714 | 8 | 28 | 36 | 1.8 | 29 | 0 | 71 | 29 | 0 | 28 | 83 | 4.2 |
| 30 | MCCAFFERY, Connor | 18-2 | 314:42 | 17.5 | 18-47 | .383 | 18-44 | .409 | 7-9 | .778 | 9 | 29 | 38 | 2.1 | 37 | 1 | 25 | 7 | 0 | 13 | 61 | 3.4 |
| 4 | ULIS, Ahron | 20-0 | 286:48 | 14.3 | 20-64 | .313 | 3-7 | .429 | 24-31 | .774 | 14 | 28 | 42 | 2.1 | 23 | 0 | 35 | 13 | 0 | 9 | 67 | 3.4 |
| 20 | SANDFORT, Payton | 18-0 | 157:27 | 8.7 | 23-53 | .434 | 11-32 | .344 | 3-4 | .750 | 12 | 21 | 33 | 1.8 | 14 | 0 | 10 | 10 | 2 | 1 | 60 | 3.3 |
| 13 | ASH, Austin | 8-0 | 21:28 | 2.7 | 6-13 | .462 | 4-9 | .444 | 2-3 | .667 | 0 | 3 | 3 | 0.4 | 1 | 0 | 2 | 1 | 0 | 0 | 18 | 2.3 |
| 23 | OGUNDELE, Josh | 10-0 | 53:28 | 5.3 | 7-12 | .583 | 0-0 | .000 | 2-4 | .500 | 3 | 8 | 11 | 1.1 | 12 | 0 | 0 | 3 | 3 | 1 | 16 | 1.6 |
| 44 | MULVEY, Riley | 7-0 | 20:38 | 2.9 | 1-2 | .500 | 0-0 | .000 | 0-0 | .000 | 0 | 2 | 2 | 0.3 | 6 | 0 | 0 | 2 | 0 | 0 | 2 | 0.3 |
| 25 | LAKETA, Luc | 4-0 | 07:48 | 2.0 | 0-1 | .000 | 0-1 | .000 | 0-0 | .000 | 0 | 0 | 0 | 0.0 | 1 | 0 | 0 | 2 | 0 | 1 | 0 | 0.0 |
| Team | | | | | | | | | | | 26 | 32 | 58 | | | | | 11 | | | | |
| Total | | 20 | 4050 | | 575-1295 | .444 | 175-489 | .358 | 266-377 | .706 | 234 | 492 | 726 | 36.3 | 345 | 4 | 289 | 176 | 85 | 145 | 1591 | 79.6 |
| Opponents | | 20 | 4050 | | 526-1180 | .446 | 149-426 | .350 | 253-357 | .709 | 221 | 541 | 762 | 38.1 | 349 | 5 | 287 | 274 | 68 | 106 | 1454 | 72.7 |

Team Statistics

| | IOWA | OPP |
|------------------------|-----------------|-----------------|
| Scoring | 1591 | 1454 |
| Points per game | 79.6 | 72.7 |
| Scoring margin | +6.9 | - |
| Field goals-att | 575-1295 | 526-1180 |
| Field goal pct | .444 | .446 |
| 3 point fg-att | 175-489 | 149-426 |
| 3-point FG pct | .358 | .350 |
| 3-pt FG made per game | 8.8 | 7.5 |
| Free throws-att | 266-377 | 253-357 |
| Free throw pct | .706 | .709 |
| F-Throws made per game | 13.3 | 12.7 |
| Rebounds | 726 | 762 |
| Rebounds per game | 36.3 | 38.1 |
| Rebounding margin | -1.8 | - |
| Assists | 289 | 287 |
| Assists per game | 14.5 | 14.4 |
| Turnovers | 176 | 274 |
| Turnovers per game | 8.8 | 13.7 |
| Turnover margin | +4.9 | - |
| Assist/turnover ratio | 1.6 | 1.0 |
| Steals | 145 | 106 |
| Steals per game | 7.3 | 5.3 |
| Blocks | 85 | 68 |
| Blocks per game | 4.3 | 3.4 |
| Winning streak | 0 | - |
| Home win streak | 2 | - |
| Attendance | 130667 | 129654 |
| Home games-Avg/Game | 10-13067 | 10-12965 |
| Neutral site-Avg/Game | - | 0-0 |

Team Results

| Date | Opponent | | Score | Att. |
|------------|--------------|------|--------|-------|
| 12/03/2021 | at Purdue | L | 70-77 | 14804 |
| 12/06/2021 | Illinois | L | 83-87 | 12072 |
| 01/03/2022 | Maryland | W | 80-75 | 10327 |
| 01/06/2022 | at Wisconsin | L | 78-87 | 15212 |
| 01/13/2022 | Indiana | W | 83-74 | 11246 |
| 01/16/2022 | at Minnesota | W | 81-71 | 10925 |
| 01/19/2022 | at Rutgers | L | 46-48 | 8000 |
| 01/22/2022 | Penn St. | W | 68-51 | 15056 |
| 01/27/2022 | Purdue | L | 73-83 | 12723 |
| 01/31/2022 | at Penn St. | Lot2 | 86-90 | 7977 |
| 02/06/2022 | Minnesota | W | 71-59 | 14558 |
| 02/10/2022 | at Maryland | W | 110-87 | 12649 |
| 02/13/2022 | Nebraska | W | 98-75 | 13772 |
| 02/17/2022 | Michigan | L | 79-84 | 13048 |
| 02/19/2022 | at Ohio St. | W | 75-62 | 15876 |
| 02/22/2022 | Michigan St. | W | 86-60 | 14634 |
| 02/25/2022 | at Nebraska | W | 88-78 | 15960 |
| 02/28/2022 | Northwestern | W | 82-61 | 13231 |
| 03/03/2022 | at Michigan | W | 82-71 | 12707 |
| 03/06/2022 | at Illinois | L | 72-74 | 15544 |



2021-22 Iowa Men's Basketball Combined Team Statistics All games

Game Records

| Record | Overall | Home | Away | Neutral |
|----------------|---------|------|------|---------|
| ALL GAMES | 22-9 | 15-3 | 6-6 | 1-0 |
| CONFERENCE | 12-8 | 7-3 | 5-5 | 0-0 |
| NON-CONFERENCE | 10-1 | 8-0 | 1-1 | 1-0 |

Score by Periods

| Team | 1st | 2nd | OT | TOT |
|-----------|------|------|----|------|
| Iowa | 1271 | 1290 | 20 | 2581 |
| Opponents | 1043 | 1135 | 24 | 2202 |

Team Box Score


| No. | Player | Total | | | 3-Point | | | F-Throw | | Rebounds | | | | Other | | | | | | | | |
|------------------|--------------------|-----------|-------------|------|-----------------|-------------|----------------|-------------|----------------|-------------|------------|------------|-------------|-------------|------------|----------|------------|------------|------------|------------|-------------|-------------|
| | | GP-GS | MIN | AVG | FG-FGA | FG% | 3FG-3FGA | 3FG% | FT-FTA | FT% | OFF | DEF | TOT | AVG | PF | DQ | A | TO | BLK | STL | PTS | AVG |
| 15 | MURRAY, Keegan | 30-30 | 943:28 | 31.4 | 261-471 | .554 | 52-137 | .380 | 124-171 | .725 | 84 | 174 | 258 | 8.6 | 56 | 0 | 40 | 32 | 63 | 38 | 698 | 23.3 |
| 3 | BOHANNON, Jordan | 31-31 | 822:08 | 26.5 | 95-250 | .380 | 76-201 | .378 | 71-80 | .888 | 5 | 35 | 40 | 1.3 | 42 | 0 | 53 | 23 | 0 | 22 | 337 | 10.9 |
| 22 | MCCAFFERY, Patrick | 27-27 | 668:46 | 24.8 | 104-253 | .411 | 27-86 | .314 | 48-65 | .738 | 23 | 80 | 103 | 3.8 | 19 | 0 | 45 | 18 | 13 | 18 | 283 | 10.5 |
| 24 | MURRAY, Kris | 30-1 | 539:01 | 18.0 | 115-233 | .494 | 39-97 | .402 | 40-65 | .615 | 52 | 83 | 135 | 4.5 | 75 | 2 | 32 | 23 | 29 | 25 | 309 | 10.3 |
| 11 | PERKINS, Tony | 31-10 | 539:20 | 17.4 | 82-186 | .441 | 13-41 | .317 | 43-52 | .827 | 26 | 49 | 75 | 2.4 | 50 | 0 | 40 | 25 | 3 | 30 | 220 | 7.1 |
| 0 | REBRACA, Filip | 31-31 | 665:32 | 21.5 | 76-145 | .524 | 1-6 | .167 | 32-52 | .615 | 60 | 112 | 172 | 5.5 | 69 | 1 | 19 | 30 | 19 | 12 | 185 | 6.0 |
| 20 | SANDFORT, Payton | 29-0 | 302:04 | 10.4 | 50-122 | .410 | 28-80 | .350 | 13-14 | .929 | 21 | 32 | 53 | 1.8 | 25 | 0 | 19 | 14 | 4 | 4 | 141 | 4.9 |
| 2 | TOUSSAINT, Joe | 31-21 | 564:56 | 18.2 | 55-128 | .430 | 8-30 | .267 | 20-25 | .800 | 14 | 43 | 57 | 1.8 | 45 | 0 | 109 | 44 | 0 | 43 | 138 | 4.5 |
| 4 | ULIS, Ahron | 31-0 | 468:04 | 15.1 | 33-97 | .340 | 4-12 | .333 | 38-48 | .792 | 18 | 49 | 67 | 2.2 | 39 | 0 | 70 | 28 | 0 | 18 | 108 | 3.5 |
| 13 | ASH, Austin | 17-0 | 72:05 | 4.2 | 16-38 | .421 | 7-25 | .280 | 8-11 | .727 | 3 | 5 | 8 | 0.5 | 5 | 0 | 8 | 5 | 0 | 0 | 47 | 2.8 |
| 30 | MCCAFFERY, Connor | 29-4 | 487:50 | 16.8 | 21-58 | .362 | 20-53 | .377 | 12-17 | .706 | 17 | 55 | 72 | 2.5 | 48 | 1 | 50 | 11 | 0 | 17 | 74 | 2.6 |
| 23 | OGUNDELE, Josh | 17-0 | 77:14 | 4.5 | 9-16 | .563 | 0-0 | .000 | 3-7 | .429 | 5 | 14 | 19 | 1.1 | 15 | 0 | 0 | 6 | 5 | 3 | 21 | 1.2 |
| 44 | MULVEY, Riley | 15-0 | 69:26 | 4.6 | 5-9 | .556 | 0-0 | .000 | 4-4 | 1.000 | 4 | 11 | 15 | 1.0 | 11 | 0 | 2 | 4 | 2 | 0 | 14 | 0.9 |
| 25 | LAKETA, Luc | 11-0 | 30:06 | 2.7 | 2-5 | .400 | 2-4 | .500 | 0-0 | .000 | 1 | 0 | 1 | 0.1 | 1 | 0 | 1 | 3 | 0 | 2 | 6 | 0.5 |
| Team | | | | | | | | | | | 39 | 50 | 89 | | | | | 12 | | | | |
| Total | | 31 | 6250 | | 924-2011 | .459 | 277-772 | .359 | 456-611 | .746 | 372 | 792 | 1164 | 37.5 | 500 | 4 | 488 | 278 | 138 | 232 | 2581 | 83.3 |
| Opponents | | 31 | 6250 | | 810-1858 | .436 | 229-690 | .332 | 353-499 | .707 | 334 | 793 | 1127 | 36.4 | 556 | 8 | 439 | 438 | 88 | 161 | 2202 | 71.0 |

Team Statistics

| | IOWA | OPP |
|------------------------|-----------------|-----------------|
| Scoring | 2581 | 2202 |
| Points per game | 83.3 | 71.0 |
| Scoring margin | +12.2 | - |
| Field goals-att | 924-2011 | 810-1858 |
| Field goal pct | .459 | .436 |
| 3 point fg-att | 277-772 | 229-690 |
| 3-point FG pct | .359 | .332 |
| 3-pt FG made per game | 8.9 | 7.4 |
| Free throws-att | 456-611 | 353-499 |
| Free throw pct | .746 | .707 |
| F-Throws made per game | 14.7 | 11.4 |
| Rebounds | 1164 | 1127 |
| Rebounds per game | 37.5 | 36.4 |
| Rebounding margin | +1.2 | - |
| Assists | 488 | 439 |
| Assists per game | 15.7 | 14.2 |
| Turnovers | 278 | 438 |
| Turnovers per game | 9.0 | 14.1 |
| Turnover margin | +5.2 | - |
| Assist/turnover ratio | 1.8 | 1.0 |
| Steals | 232 | 161 |
| Steals per game | 7.5 | 5.2 |
| Blocks | 138 | 88 |
| Blocks per game | 4.5 | 2.8 |
| Winning streak | 0 | - |
| Home win streak | 2 | - |
| Attendance | 217895 | 157463 |
| Home games-Avg/Game | 18-12105 | 12-13122 |
| Neutral site-Avg/Game | - | 1-3250 |

Team Results

| Date | Opponent | Score | Att. |
|------------|------------------|------------|-------|
| 11/09/2021 | Longwood | W 106-73 | 9259 |
| 11/12/2021 | Kansas City | W 89-57 | 11133 |
| 11/16/2021 | N.C. Central | W 86-69 | 9132 |
| 11/18/2021 | Alabama St. | W 108-82 | 9957 |
| 11/22/2021 | Western Mich. | W 109-61 | 10044 |
| 11/26/2021 | Portland St. | W 85-51 | 11756 |
| 11/29/2021 | at Virginia | W 75-74 | 13542 |
| 12/03/2021 | at Purdue | L 70-77 | 14804 |
| 12/06/2021 | Illinois | L 83-87 | 12072 |
| 12/09/2021 | at Iowa St. | L 53-73 | 14267 |
| 12/18/2021 | vs Utah St. | W 94-75 | 3250 |
| 12/21/2021 | Southeastern La. | W 93-62 | 10891 |
| 12/29/2021 | Western Ill. | W 92-71 | 15056 |
| 01/03/2022 | Maryland | W 80-75 | 10327 |
| 01/06/2022 | at Wisconsin | L 78-87 | 15212 |
| 01/13/2022 | Indiana | W 83-74 | 11246 |
| 01/16/2022 | at Minnesota | W 81-71 | 10925 |
| 01/19/2022 | at Rutgers | L 46-48 | 8000 |
| 01/22/2022 | Penn St. | W 68-51 | 15056 |
| 01/27/2022 | Purdue | L 73-83 | 12723 |
| 01/31/2022 | at Penn St. | Lot2 86-90 | 7977 |
| 02/06/2022 | Minnesota | W 71-59 | 14558 |
| 02/10/2022 | at Maryland | W 110-87 | 12649 |
| 02/13/2022 | Nebraska | W 98-75 | 13772 |
| 02/17/2022 | Michigan | L 79-84 | 13048 |
| 02/19/2022 | at Ohio St. | W 75-62 | 15876 |
| 02/22/2022 | Michigan St. | W 86-60 | 14634 |
| 02/25/2022 | at Nebraska | W 88-78 | 15960 |
| 02/28/2022 | Northwestern | W 82-61 | 13231 |
| 03/03/2022 | at Michigan | W 82-71 | 12707 |
| 03/06/2022 | at Illinois | L 72-74 | 15544 |



0

Filip Rebraca • F

| | MIN | PTS | REB | BLK | AST | FG% | FT% |
|---------|------|------|-----|-----|-----|------|------|
| SEASON | 21.5 | 6.0 | 5.5 | 0.6 | 0.6 | .524 | .615 |
| BIG TEN | 22.2 | 5.9 | 5.1 | 0.5 | 0.7 | .495 | .629 |
| CAREER | 26.8 | 11.1 | 7.0 | 0.8 | 0.8 | .538 | .627 |

6-9 • 230 • Sr. • Somber, Serbia

- 5.5 rebounding average ranks second on team
- 12 points, 6 rebounds, and 3 assists vs. Michigan (2/17/22)
- Transfer from University of North Dakota
- Reached double figures 27 times last season
- Named 2021 All-Summit League Honorable Mention




2

Joe Toussaint • G

| | MIN | PTS | REB | AST | STL | FG% | FT% |
|---------|------|-----|-----|-----|-----|------|------|
| SEASON | 18.2 | 4.5 | 1.8 | 3.5 | 1.3 | .430 | .800 |
| BIG TEN | 18.5 | 4.2 | 1.8 | 3.5 | 1.4 | .386 | .714 |
| CAREER | 15.8 | 4.9 | 1.7 | 2.9 | 1.1 | .405 | .756 |

6-0 • 190 • Jr. • Bronx, N.Y.

- Leads Iowa in assists (3.5) and steals (1.3) per game; scoring average up from 3.7 ppg last season
- 2.48 assist-to-turnover ratio ranks 29th nationally
- 10 points including game-winner with 8 seconds remaining at Virginia; scored double figures twice this season



3

Jordan Bohannon • G

| | MIN | PTS | REB | AST | STL | FG% | FT% |
|---------|------|------|-----|-----|-----|------|------|
| SEASON | 26.5 | 10.9 | 1.7 | 1.7 | 0.7 | .380 | .888 |
| BIG TEN | 28.0 | 10.2 | 1.4 | 1.8 | 0.8 | .350 | .857 |
| CAREER | 29.4 | 11.4 | 2.2 | 4.0 | 0.7 | .388 | .887 |

6-1 • 175 • Sixth Year Sr. • Marion, Iowa

- Honorable Mention All-Big Ten honoree
- 6th in NCAA history with 440 career 3-pt FGs
- School-record 10 3-ptrs at Maryland, 1 shy of B1G record
- School record holder in career 3-pointers made (440), games played (174), assists (692), and FT% (.887, 361-407)



4

Ahron Ulis • G

| | MIN | PTS | REB | AST | STL | FG% | FT% |
|---------|------|-----|-----|-----|-----|------|------|
| SEASON | 15.1 | 3.5 | 2.2 | 2.3 | 0.5 | .340 | .792 |
| BIG TEN | 14.3 | 3.4 | 2.1 | 1.8 | 0.5 | .313 | .774 |
| CAREER | 12.2 | 2.8 | 1.7 | 1.9 | 0.4 | .339 | .824 |

6-3 • 195 • So. • Chicago, Ill.

- 11 points, 7 assists, 3 steals versus Illinois (12/6/22)
- Second on the team in assists per game (2.3) behind Joe Toussaint
- 2.5 assist-to-turnover ratio
- 38-of-48 (.792) on free throw attempts this season



11

Tony Perkins • G

| | MIN | PTS | REB | AST | STL | FG% | FT% |
|---------|------|-----|-----|-----|-----|------|------|
| SEASON | 17.4 | 7.1 | 2.4 | 1.3 | 1.0 | .441 | .827 |
| BIG TEN | 17.3 | 7.0 | 2.6 | 1.3 | 0.9 | .455 | .750 |
| CAREER | 12.5 | 4.7 | 1.9 | 1.0 | 0.6 | .443 | .746 |

6-4 • 205 • So. • Indianapolis, Ind.

- Career-high 20 points at Nebraska (2/25/22)
- Netted double-digits 8x this season; first career double-double (17 points & career-high 12 rebounds) at #20 Illinois
- 43-of-52 (.827) from the free throw line this season
- Averaging 7.1 ppg, up 5.5 points from 1.6 ppg as a freshman



15

Keegan Murray • F

| | MIN | PTS | REB | AST | BLK | FG% | FT% |
|---------|------|------|-----|-----|-----|------|------|
| SEASON | 31.4 | 23.3 | 8.6 | 1.3 | 2.0 | .554 | .725 |
| BIG TEN | 33.4 | 22.8 | 8.5 | 1.2 | 2.2 | .532 | .661 |
| CAREER | 24.6 | 15.1 | 6.8 | 0.9 | 1.7 | .542 | .732 |

6-8 • 225 • So. • Cedar Rapids, Iowa

- 6X Big Ten Player of the Week (most recently March 7)
- Wooden & Lute Olson Award Late-Season Lists; Karl Malone Award Finalist; *Sporting News* First-Team All-American
- 4th nationally with 23.3 ppg; only player averaging 23+ pts & 8+ rebs; scored 25 pts 13 times; 9 double-doubles this year




20

Payton Sandfort • G

| | MIN | PTS | REB | AST | STL | FG% | FT% |
|---------|------|-----|-----|-----|-----|------|------|
| SEASON | 10.4 | 4.9 | 1.8 | 0.7 | 0.1 | .410 | .929 |
| BIG TEN | 8.7 | 3.3 | 1.8 | 0.6 | 0.1 | .434 | .750 |
| CAREER | 10.4 | 4.9 | 1.8 | 0.7 | 0.1 | .410 | .929 |

6-7 • 215 • Fr. • Waukee, Iowa

- Scored double figures four times this season
- 21 points and five 3-pointers vs. Alabama State (Nov. 18)
- 19 points and five 3-pointers vs. Western Michigan (Nov. 22)
- Ranks fourth on the team in 3-pointers made (28) on 80 attempts (.350); shooting 13-of-14 (.929) on free throws



22

Patrick McCaffery • F

| | MIN | PTS | REB | AST | STL | FG% | FT% |
|---------|------|------|-----|-----|-----|------|------|
| SEASON | 24.8 | 10.5 | 3.8 | 1.7 | 0.7 | .411 | .738 |
| BIG TEN | 25.6 | 10.0 | 4.2 | 1.5 | 0.6 | .391 | .625 |
| CAREER | 19.2 | 7.5 | 3.2 | 1.2 | 0.5 | .418 | .726 |

6-9 • 200 • RS So. • Iowa City, Iowa

- Season-high 18 pts and 7 rebs vs. Minnesota (2/6/22); last-second block sealed the Iowa victory at Virginia
- Scored double figures 18 times this season
- 10.7 ppg ranks 3rd on the team behind Bohannon, Murray
- Did not play last time out versus Illinois (hip/illness)




23

Josh Ogundele • C

| | MIN | PTS | REB | AST | BLK | FG% | FT% |
|---------|-----|-----|-----|-----|-----|------|------|
| SEASON | 4.5 | 1.2 | 1.1 | 0.0 | 0.3 | .563 | .429 |
| BIG TEN | 5.3 | 1.6 | 1.1 | 0.0 | 0.3 | .583 | .500 |
| CAREER | 3.8 | 1.1 | 1.1 | 0.0 | 0.2 | .545 | .364 |

6-11 • 265 • So. • Worcester, Mass.

- Personal-best 7 points and 5 rebounds at #2 Purdue
- Has seen action in 17 games this season
- Second London native to be recruited by Fran McCaffery (Gabe Olaseni, 2012-15); moved to U.S. at 16 years old
- Played a season-high 16 minutes at Purdue




24

Kris Murray • F

| | MIN | PTS | REB | BLK | AST | FG% | FT% |
|---------|------|-------|-----|-----|-----|------|------|
| SEASON | 1.0 | 10.23 | 4.5 | 1.0 | 1.1 | .494 | .615 |
| BIG TEN | 18.7 | 10.6 | 4.2 | 0.9 | 1.1 | .484 | .638 |
| CAREER | 13.5 | 7.4 | 3.3 | 0.7 | 0.8 | .480 | .627 |

6-8 • 225 • So. • Cedar Rapids, Iowa

- Netted double digits 5 of last 6 games, including 19 at Mich.
- Dominant 29 pts, 11 rebs, 3 stls, and 3 blks vs. Indiana
- .402 (39-of-97) 3-pt FG%; has scored in double figures 15x
- Named after dad's former teammate Chris Street, who died in an auto accident midway through his junior season (1993)




30

Connor McCaffery • G/F

| | MIN | PTS | REB | AST | STL | FG% | FT% |
|---------|------|-----|-----|-----|-----|------|------|
| SEASON | 16.8 | 2.6 | 2.5 | 1.8 | 0.6 | .362 | .706 |
| BIG TEN | 17.5 | 3.4 | 2.1 | 1.4 | 0.7 | .383 | .788 |
| CAREER | 21.8 | 4.1 | 2.7 | 3.1 | 0.7 | .348 | .735 |

6-5 • 220 • RS Sr. • Iowa City, Iowa

- Season-high 17 pts vs Northwestern (2/28/22); closed out February shooting 11-of-15 on 3-pt attempts over 4 games
- 4.5 assist-to-turnover ratio (50 assists; 11 turns) this year ranks second in NCAA; Iowa leads the country in A/TO (1.8)
- 112 assists in 2021; 11th most by a JR in program history



44

Riley Mulvey • C

| | MIN | PTS | REB | AST | BLK | FG% | FT% |
|---------|-----|-----|-----|-----|-----|------|-------|
| SEASON | 4.6 | 0.9 | 1.0 | 0.1 | 0.1 | .556 | 1.000 |
| BIG TEN | 2.9 | 0.3 | 0.3 | 0.0 | 0.0 | .500 | --- |
| CAREER | 4.6 | 0.9 | 1.0 | 0.1 | 0.1 | .556 | 1.000 |

6-11 • 245 • Fr. • Rotterdam, New York

- Netted a personal-best 8 points vs. Western Michigan
- 2 points and one rebound in 5 minutes of action at Wisconsin; last saw action versus Northwestern (2/28/22)
- Second-ranked 2022 junior in Connecticut before reclassifying and ranked as the No. 5 player in 2021