



IOWA HAWKEYES

21-8 Overall, 11-7 Big Ten

3 FINAL FOURS | 8 BIG TEN CHAMPIONSHIPS | 2 BIG TEN TOURNAMENT TITLES | 27 NCAA TOURNAMENTS

#24 IOWA (21-8, 11-7) at MICHIGAN (16-12, 10-8)

March 3, 2022 // Ann Arbor, Michigan // Crisler Center // 8:07 p.m. CT

IOWA HAWKEYES (Previous Game Starters)

Pos.	No.	Name	Ht.	Wt.	Yr.	Hometown	Statistical Summary
G	11	Tony Perkins	6-4	205	So.	Indianapolis, Ind.	6.6 ppg, 2.0 rpg, 1.2 apg
G	3	Jordan Bohannon	6-1	175	RS-Sr.	Marion, Iowa	11.0 ppg, 1.4 rpg, 1.8 apg
F	22	Patrick McCaffery	6-9	200	RS-So.	Iowa City, Iowa	10.7 ppg, 3.8 rpg, 1.7 apg
F	15	Keegan Murray	6-8	225	So.	Cedar Rapids, Iowa	23.3 ppg, 8.6 rpg, 2.0 bpg
F	0	Filip Rebraca	6-9	230	Sr.	Sombor, Serbia	6.0 ppg, 5.8 rpg, 0.6 bpg

Head Coach: Fran McCaffery (Penn, 1979); 12th Season at Iowa (237-160); 24th Season Overall (488-337)

GAME #30 STORYLINES

- Iowa has won five true road games this season, including its last three (Maryland; Ohio State; Nebraska).
- The Hawkeyes enter Thursday winners of seven of their last eight games. Iowa went 7-1 during the month of February, its most wins in February since winning all eight February contests in 1981.
- The Hawkeyes are seeking their ninth upper division Big Ten finish in the last 10 seasons.
- Iowa has posted eight 20-win seasons under head coach Fran McCaffery, including four straight.
- Keegan Murray cracked Iowa's single-season scoring Top 10 List on Monday. He currently ranks sixth with 653 points. He is nine points from fifth-place Fed Brown (662 points).
- Iowa has won 10 or more Big Ten games in seven of the last eight seasons.
- Iowa is 7-1 since shifting Jordan Bohannon from off guard to point guard.
- Iowa has won 18 of its 21 games by 10 points or more, including 11 by 20+ points.
- All-America candidate Keegan Murray, who averaged 25.9 points and 9.3 rebounds during the month of February, is the only player nationally to average 23+ points, 8+ rebounds, and 2+ blocks this season and one of three players from a major conference with those averages over the last decade.
- Connor McCaffery has been white-hot shooting from 3-point range as of late, making 11-of-15 (.733) from long distance over the last four contests.
- The Hawkeyes are tops in the country in assist-to-turnover ratio (1.8); fourth in turnover margin (5.3); and sixth in fewest turnovers per game (8.9).
- Iowa ranks No. 18 in the NCAA NET, while Michigan is ranked No. 37. The Hawkeyes have one Quad 1 and six Quad 2 wins on their resume. Four of Iowa's eight losses are by a five-point margin or less, all in conference play.
- Keegan Murray is fourth in the country in points per game (23.3); 27th in field goal percentage (.561); 46th in blocks per contest (2.0); and 50th in double-doubles (8). Murray is a five-time Big Ten Player of the Week honoree and is selected to the Wooden Award Late-Season Top 20 List, Naismith Trophy Midseason Team, Lute Olson National Player of the Year Watch List, and Karl Malone Power Forward of the Year semifinalist.
- Iowa leads the Big Ten and is fifth nationally in scoring offense (83.7). The Hawkeyes have ranked first in the Big Ten in scoring offense the last three seasons and have led the conference in scoring four of the last eight seasons.
- Jordan Bohannon (119) and Connor McCaffery (100) rank second and fifth, respectively, in most career wins among active Big Ten players.
- Fran McCaffery has coached a first-team All-Big Ten honoree six of the last eight years. He has guided Iowa to 20+ wins eight of the last 10 seasons.

MULTIMEDIA GAME INFORMATION

TELEVISION

- FS1
- FOX SPORTS APP
Kevin Kugler (PxP)
Donny Marshall (analyst)

RADIO

- Hawkeye Radio Network
- XM 382 | SXM App 372
Gary Dolphin (PxP)
Bob Hansen (analyst)

LIVE STATISTICS

- StatBroadcast
hawkeyesports.com

2021-22 SCHEDULE/RESULTS

Date	Opponent (TV)	Time
Nov. 9	Longwood	W, 106-73
Nov. 12	Kansas City	W, 89-57
Nov. 16	N.C. Central	W, 86-69
Nov. 18	Alabama State	W, 108-82
Nov. 22	Western Michigan	W, 109-61
Nov. 26	Portland State	W, 85-51
Nov. 29	at Virginia %	W, 75-74
Dec. 3	at #2 Purdue	L, 70-77
Dec. 6	Illinois	L, 83-87
Dec. 9	at #17 Iowa State +	L, 53-73
Dec. 18	vs. Utah State ^	W, 94-75
Dec. 21	Southeastern Louisiana	W, 93-62
Dec. 29	Western Illinois	W, 92-71
Jan. 3	Maryland	W, 80-75
Jan. 6	at #23 Wisconsin	L, 78-87
Jan. 13	Indiana	W, 83-74
Jan. 16	at Minnesota	W, 81-71
Jan. 19	at Rutgers	L, 46-48
Jan. 22	Penn State	W, 68-51
Jan. 27	#6 Purdue	L, 73-83
Jan. 31	at Penn State	L, 86-90 (2 OT)
Feb. 6	Minnesota	W, 71-57
Feb. 10	at Maryland	W, 110-87
Feb. 13	Nebraska	W, 98-75
Feb. 17	Michigan	L, 79-84
Feb. 19	at #18 Ohio State	W, 75-62
Feb. 22	Michigan State	W, 86-60
Feb. 25	at Nebraska	W, 88-78
Feb. 28	Northwestern	W, 82-61
March 3	at Michigan (FS1)	8:07 p.m.
March 6	at #20 Illinois (FS1)	6:37 p.m.
March 9-13	at Big Ten Tournament *	

all times listed are central

- ^ -- played at Sioux Falls, South Dakota
- % -- Big Ten/ACC Men's Basketball Challenge
- + -- Iowa Corn Cy-Hawk Series
- * -- Big Ten Tournament - Indianapolis

PRONUNCIATION GUIDE

Luc Laketa	LUKE Luh-KET-uh
Josh Ogundele	Oh-GOON-duh-lay
Filip Rebraca	Reh-BRAH-chuh
Kirk Speraw	SPEAR-awe
Joe Toussaint	two-SAHNT
Ahron Ulis	YOU-liss

UI IN THE RANKINGS

NCAA NET	18
KenPom	14
Sagarin	15
BPI	16



INSIDE THE NUMBERS

	IOWA	MICH
Scoring Average	83.7	73.2
Scoring Defense	70.9	69.3
Scoring Margin	+12.8	+3.9
FG%	.458	.473
FG% Defense	.434	.443
FT%	.754	.737
3-PT FG%	.352	.338
3-PT FG% Defense	.330	.313
Rebound Margin	+1.4	+5.9
Assists Per Game	16.0	14.2
Turnovers Per Game	8.9	11.7
Steals Per Game	7.5	4.5
Blocks Per Game	4.4	2.9

MISCELLANEOUS STATS

Double-Figure Scoring Games...

Player	16-18	18-19	19-20	20-21	21-22	Career
Jordan Bohannon	39	20	4	15	18	96
Filip Rebraca	---	9	26	25	4	64
Keegan Murray	---	---	---	---	8	27
Patrick McCaffery	---	---	---	6	18	24
Kris Murray	---	---	---	---	14	14
Connor McCaffery	---	3	6	2	3	14
Joe Toussaint	---	---	8	2	2	12
Tony Perkins	---	---	---	---	6	6
Payton Sandfort	---	---	---	---	5	5
Ahron Ulis	---	---	---	---	2	2

20-Point Scoring Games...

Player	16-18	18-19	19-20	20-21	21-22	Career
Jordan Bohannon	13	3	1	4	2	23
Keegan Murray	---	---	---	---	20	20
Kris Murray	---	---	---	---	2	2
Payton Sandfort	---	---	---	---	1	1
Tony Perkins	---	---	---	---	1	1

Double-Figure Rebounding Games...

Player	16-18	18-19	19-20	20-21	21-22	Career
Filip Rebraca	---	3	14	5	3	25
Keegan Murray	---	---	---	1	8	9
Connor McCaffery	---	---	1	---	---	1
Kris Murray	---	---	---	---	1	1

Double-Doubles...

Player	16-18	18-19	19-20	20-21	21-22	Career
Filip Rebraca	---	1	12	5	1	19
Keegan Murray	---	---	---	---	8	8
Jordan Bohannon	6	---	---	1	---	7
Joe Toussaint	---	---	---	---	1	1
Kris Murray	---	---	---	---	1	1

4+ Three-Pointer Games...

Player	16-18	18-19	19-20	20-21	21-22	Career
Jordan Bohannon	22	7	2	7	6	44
Connor McCaffery	---	---	---	1	2	3
Payton Sandfort	---	---	---	---	2	2
Keegan Murray	---	---	---	---	1	1

5+ Assists Games...

Player	16-18	18-19	19-20	20-21	21-22	Career
Jordan Bohannon	42	11	1	15	1	70
Connor McCaffery	---	9	8	10	1	28
Joe Toussaint	---	---	4	3	7	14
Ahron Ulis	---	---	---	---	5	5
Tony Perkins	---	---	---	---	1	1

3+ Steals Games...

Player	16-18	18-19	19-20	20-21	21-22	Career
Joe Toussaint	---	---	1	3	8	12
Connor McCaffery	---	1	5	1	2	9
Keegan Murray	---	---	---	2	6	8
Jordan Bohannon	3	1	---	---	2	6
Tony Perkins	---	---	---	---	3	3
Ahron Ulis	---	---	---	---	1	1
Patrick McCaffery	---	---	---	---	1	1
Kris Murray	---	---	---	---	1	1

3+ Blocks Games...

Player	16-18	18-19	19-20	20-21	21-22	Career
Keegan Murray	---	---	---	6	7	13

UI CAREER BIG COACHING WINS

1.	125	Tom Davis	1986-99
2.	114	Fran McCaffery	2010-

UI CAREER COACHING WINS

1.	269	Tom Davis	1986-99
2.	237	Fran McCaffery	2010-

UI ATHLETIC COMMUNICATIONS

S300 Carver-Hawkeye Arena, Iowa City, IA 52242
hawkeyesports.com • hawkeyebasketball.com

MBB CONTACT: MATTHEW WEITZEL

office: 319-335-6590 • cell: 319-430-8176

email: matthew-weitzel@hawkeyesports.com

Twitter: @BigWeitz

MARGIN OF VICTORY/DEFEAT

Points	1	2	3	4	5	6	7	8	9	10+	15+	20+
Wins	1	0	0	0	1	0	0	0	1	4	3	11
Losses	0	1	0	2	0	0	1	0	1	1	0	1

THE SETTING

Iowa (21-8, 11-7) will face Michigan (16-12, 10-8) on Thursday. Tipoff is scheduled for 8:07 p.m. (CT) at the Crisler Center in Ann Arbor, Michigan.

ON THE AIR

Radio: Iowa games are broadcast on the Hawkeye Radio Network. Gary Dolphin handles the play-by-play, along with color commentator Bob Hansen. The network includes more than 40 stations that blanket the state of Iowa and include portions of Illinois, Nebraska, Minnesota, Missouri, and Wisconsin. The Hawkeye Radio Network coverage includes a 60-minute pregame show.

TV: Thursday's game will be televised on FS1. Kevin Kugler and Donny Marshall will call the action.

HAWKEYES OVERWHELM WILDCATS IN IOWA CITY

No. 24 Iowa led by as many as 30 points in an 82-61 convincing victory over Northwestern on Monday in Iowa City in the only regular season meeting between the two teams.

- Keegan Murray registered his team-leading eighth double-double by halftime. The sophomore finished the game with 26 points, 18 rebounds, three assists, two blocks and two steals. The 18 rebounds are the most by Murray during conference play and most since pulling down 21 against N.C. Central (Nov. 16, 2021).
- The reigning Big Ten Player of the Week, Keegan Murray, moved up five spots on Iowa's single season scoring list by virtue of his 26 points. Murray now has 653 points this season, ranking sixth.
- Iowa improved to 17-2 this season when scoring 80+ points and a perfect 18-0 when outrebounding its opponent. Iowa was +15 on the glass.
- Jordan Bohannon made four 3-pointers, moving into a tie for sixth place in NCAA history with 435 career 3-pointers. The 435 triples are the second most by a player from a major conference (457 by Duke's J.J. Reddick).
- Connor McCaffery netted a season-high 17 points, bolstered by draining a career-high five 3-pointers. He has made 3+ triples in back-to-back games. McCaffery is shooting 11-of-15 (.733) from long distance over the last four contests.
- Iowa made 13 3-pointers, its second highest total in conference play this season (19 at Maryland).
- Iowa held Northwestern to just 17 first-half points, the fewest first half points allowed by the Hawkeyes this season (20 by Western Michigan and Portland State in November). The 17 points are the fewest Iowa has allowed in a first half against a Big Ten opponent since holding Nebraska to 16 points on Feb. 22, 2015.
- Iowa recorded its 15th home victory of the season, marking the third time in the Fran McCaffery era that a Hawkeye team won 15 or more home games in a single season.
- Ty Berry led the Wildcats scoring 19 points off the bench. Leading scorer Boo Buie did not score, playing only six minutes due to illness.

2021-22 IOWA HAWKEYES ROSTER

No.	Name	Pos.	Ht.	Wt.	Yr.	Hometown (Last School)
0	Filip Rebraca	F	6-9	230	Sr.	Sombor, Serbia (University of North Dakota)
2	Joe Toussaint	G	6-0	190	Jr.	Bronx, N.Y. (Cardinal Hayes)
3	Jordan Bohannon	G	6-1	175	Sr. [^]	Marion, Iowa (Linn-Mar)
4	Ahron Ulis	G	6-3	195	So.	Chicago, Ill. (Marion Catholic)
11	Tony Perkins	G	6-4	205	So.	Indianapolis, Ind. (Lawrence North)
13	Austin Ash	G	6-3	180	Sr. [^]	Cedar Rapids, Iowa (Mount Vernon)
14	Carter Kingsbury	G	6-4	225	Fr.	Ponca, Neb. (Brewster Academy)
15	Keegan Murray	F	6-8	225	So.	Cedar Rapids, Iowa (Prairie/DME Academy)
20	Payton Sandfort	F	6-7	215	Fr.	Waukee, Iowa (Waukee)
22	Patrick McCaffery	F	6-9	200	So. [^]	Iowa City, Iowa (West)
23	Josh Ogundele	C	6-11	265	So.	London, England (Worcester Academy)
24	Kris Murray	F	6-8	225	So.	Cedar Rapids, Iowa (Prairie/DME Academy)
25	Luc Laketa	G	6-5	180	Fr.	Concord, Mich. (Winchendon School)
30	Connor McCaffery	G/F	6-5	220	Sr. [^]	Iowa City, Iowa (West)
44	Riley Mulvey	C	6-11	245	Fr.	Rotterdam, N.Y. (St. Thomas More)

Head Coach: Fran McCaffery

Assistant Coaches: Kirk Speraw, Sherman Dillard, Billy Taylor



HEAD COACH FRAN McCAFFERY

Fran McCaffery, who is signed through the 2028 season, is in his 12th season as the head basketball coach at the University of Iowa and his 26th year overall as a college head coach. McCaffery has reached the 20-win plateau 11 of the last 15 seasons, including four straight.

McCaffery spent five seasons (2005-10) as the head coach at Siena, six years at UNC-Greensboro (1999-2005) and three seasons at Lehigh (1985-88) before joining the Hawkeyes.

McCaffery has nearly four decades of Division I coaching experience. He is in his 40th season as a collegiate coach, which includes 26 years as a head coach and 14 as an assistant. McCaffery is one of 14 coaches to lead at least four different Division I teams to the NCAA Tournament.

McCaffery, 61, holds a career mark of 488-337 (.592) and guided his teams to 14 postseason appearances (10 NCAA & four NIT). Iowa likely would have competed in another NCAA Tournament in 2020, if not for the NCAA canceling the postseason due to COVID-19. He is 237-160 (.597) at Iowa; the second winningest coach in program history. McCaffery led Iowa to wins in four of the last six NCAA Tournaments (2015, 2016, 2019, and 2021).

Since taking over the Iowa program in 2010, Iowa has earned eight postseason tournament berths (5 NCAA, 3 NIT). McCaffery coached Iowa to 25 victories in 2013, equaling the second-most win total in program history. McCaffery has guided five players to first team All-Big Ten status six of the last eight years, including the 2020 & 2021 National and Big Ten Player of the Year, Luka Garza.

McCaffery has posted upper division finishes in eight of the last nine seasons at Iowa and 20 of 25 seasons as a head coach. He has posted 20 wins or more 11 of the last 15 seasons, including eight of the last 10 years at Iowa (2013, 2014, 2015, 2016, 2019, 2020, 2021, and 2022). Iowa's 205 victories between 2013-21 are the most over a 10-year span at Iowa since 1987-96 (207).

McCaffery and the Hawkeyes boast a 153-40 (.793) home record the last 11 seasons, which includes a school-record 18 wins in 2014 and 13 consecutive victories in 2019-20. Iowa has won 14+ games in Carver-Hawkeye Arena each of the last four seasons (2019, 2020, 2021, and 2022).

McCaffery's five years at Siena were the best in its 70-year history. He led the Saints on an incredible run that ended with three straight Metro Atlantic Athletic Conference championships and NCAA Tournament appearances.

McCaffery's Saints owned a 112-51 (.687) record in his five years with the program. He guided the Saints to four consecutive 20-win seasons. McCaffery's achievements earned the head coach Siena Hall of Fame recognition in 2017.

The 2009 MAAC Coach of the Year and 2010 District I Coach of the Year is the third winningest coach, by percentage, in league history (.682, .756). He is the only coach to guide a MAAC program to two NCAA Tournament wins. McCaffery led his 2008 and 2009 teams to first round NCAA Tournament victories over Vanderbilt and Ohio State, respectively.

In his final two seasons at Siena, he coached the Saints to back-to-back 27-win campaigns and boasted a combined 39-3 (.929) record against MAAC opponents, which included MAAC Tournament contests.

McCaffery began his coaching career as an assistant at Penn (1982-83) and Lehigh (1983-85). After three seasons as head coach at Lehigh, he spent 11 seasons as an assistant at Notre Dame (1988-99).

McCaffery played basketball at Wake Forest his freshman year (1977-78) and concluded his playing career at Penn his final three seasons (1979-82).

He earned his B.S. degree in Economics from The Wharton School (Penn) in 1982. McCaffery also earned a Master of Education from Lehigh in 1985.



COACHING HONORS

NABC District I Coach of the Year, 2009-10
MAAC Coach of the Year, 2008-09

HEAD COACHING EXPERIENCE

Lehigh (1985-88):49-39 (.557); 8-6 (.571) League
UNC-Greensboro (1999-05).....90-87 (.508); 49-47 (.510) League
Siena (2005-10)112-51 (.687); 68-22 (.756) League
Iowa (2010-present):237-160 (.597); 114-109 (.511) League

THE McCAFFERY FILE

Born: May 23, 1959
Hometown: Philadelphia, Pennsylvania
High School: LaSalle, 1977
College: B.S. in Economics, The Wharton School (Penn), 1982
Master of Education, Lehigh, 1985
Family: Wife, Margaret
Sons, Connor, Patrick and Jonathan Francis
Daughter, Marit Katherine
Brother, Jack (sportswriter in Philadelphia area)

Coaching Honors

MAAC Coach of the Year, 2009
NABC District I Coach of the Year, 2009-10

Coaching History (39 years)

1983 Assistant Coach, Penn
1984-85 Assistant Coach, Lehigh
1985-88 Head Coach, Lehigh
1988-99 Assistant Coach, Notre Dame
1999-05 Head Coach, UNC-Greensboro
2005-10 Head Coach, Siena
2010-present Head Coach, University of Iowa

Coaching Chart

Overall (26 seasons): 488-337 (.591)
At Iowa (12 seasons): 237-160 (.597)
At Siena (five seasons): 112-51 (.688)
At UNCG (six seasons): 90-87 (.508)
At Lehigh (three seasons): 49-40 (.551)
NCAA Tournament (10 appearances*): 6-9
NIT (four appearances): 6-4

**McCaffery is the first coach to bring three different programs from one-bid leagues to the NCAA Tournament (conferences that sent just one team the year his program advanced).*

McCaffery in Postseason Play

1988 NCAA Tournament -- Lehigh
1989 NCAA Tournament -- Notre Dame
1990 NCAA Tournament -- Notre Dame
1992 NIT -- Notre Dame
1997 NIT -- Notre Dame
2001 NCAA Tournament -- UNC-Greensboro
2002 NIT -- UNC-Greensboro
2008 NCAA Tournament -- Siena
2009 NCAA Tournament -- Siena
2010 NCAA Tournament -- Siena
2012 NIT -- Iowa
2013 NIT -- Iowa
2014 NCAA Tournament -- Iowa
2015 NCAA Tournament -- Iowa
2016 NCAA Tournament -- Iowa
2017 NIT -- Iowa
2019 NCAA Tournament -- Iowa
2020 NCAA Tournament postponed (COVID-19)
2021 NCAA Tournament -- Iowa

Playing Experience

Wake Forest, 1977-78
Penn, 1979-82



Big Ten Standings/Schedule

Team	Big Ten	Pct.	Overall	Pct.
Wisconsin	15-4	.789	24-5	.828
Illinois	13-5	.722	20-8	.714
Purdue	13-6	.684	24-6	.800
IOWA	11-7	.611	21-8	.724
Ohio State	11-7	.611	18-9	.667
Michigan State	10-8	.556	19-10	.655
Rutgers	10-8	.556	16-12	.571
Michigan	10-8	.556	16-12	.571
Indiana	9-9	.500	18-10	.643
Penn State	7-11	.389	12-14	.462
Maryland	6-12	.333	14-15	.483
Northwestern	6-13	.316	13-15	.464
Minnesota	4-14	.222	13-14	.481
Nebraska	3-16	.158	9-21	.300

Wednesday, March 2

Rutgers at Indiana, 6 p.m.
Minnesota at Maryland, 8 p.m.

Thursday, March 3

Penn State at Illinois, 6 p.m.
Michigan State at Ohio State, 6 p.m.
IOWA at Michigan, 8 p.m.

Saturday, March 5

Indiana at Purdue, 1 p.m.

Sunday, March 6

Iowa at Illinois, 6:30 p.m.
Penn State at Rutgers, 11 a.m.
Michigan at Ohio State, 11:30 a.m.
Nebraska at Wisconsin, 1 p.m.
Maryland at Michigan State, 3:30 p.m.
Minnesota at Northwestern, 6:30 p.m.

All times are central

National Rankings

AP Poll

Feb. 28

- Gonzaga
- Arizona
- Baylor
- Duke
- Auburn
- Kansas
- Kentucky
- Purdue
- Providence
- Wisconsin
- Villanova
- Texas Tech
- Tennessee
- Houston
- Arkansas
- USC
- UCLA
- Connecticut
- St. Mary's
- Illinois
- Texas
- Murray State
- Ohio State
- IOWA**
- Alabama

USA Today Poll

Feb. 28

- Gonzaga
- Duke
- Arizona
- Baylor
- Auburn
- Kentucky
- Kansas
- Providence
- Purdue
- Wisconsin
- Villanova
- Texas Tech
- Tennessee
- Houston
- Arkansas
- USC
- Illinois
- UCLA
- Connecticut
- Saint Mary's
- Texas
- Murray State
- Ohio State
- Alabama
- IOWA**
- Michigan State

2021-22 IOWA CAPTAINS

Iowa captains are Jordan Bohannon and Connor McCaffery.

ALL-TIME SERIES RECORDS

Michigan holds a 98-65 edge in the series. The Wolverines won this season's earlier meeting, 84-79, in Iowa City two weeks ago.

The Wolverines hold a 54-24 advantage in games played in Ann Arbor. Michigan has won the last three meetings contested in the Crisler Center. Iowa's last victory in Ann Arbor was on March 5, 2016 (81-71). Iowa's 72-54 victory in Ann Arbor in 2015, was its largest margin of victory at Michigan in 61 years.

SCOUTING MICHIGAN

- Michigan (32 NET ranking) is playing its third game of the week, all at home. The Wolverines hosted Illinois on Sunday and Michigan State Tuesday. The Wolverines close the regular season Sunday at Michigan State.
- Michigan defeated Michigan State Tuesday, 87-70, after beginning the week with a 93-85 loss to Illinois. Hunter Dickinson led the Wolverines with 33 points and nine rebounds, hitting 13-19 field goals. The Wolverines shot 58.2 percent from the field.
- Thursday's game will feature two of the longest tenured Big Ten players -- Michigan's Eli Brooks (153 career games, Michigan record) and Iowa's Jordan Bohannon (172 career games, NCAA record).
- Michigan is 2-1 in one-possession games this season.
- Michigan ranks 29th in the country in rebound margin (+5.9) and 34th in field goal percentage (.473). Hunter Dickinson ranks 30th in the country in field goal percentage (.558); DeVante' Jones is 62nd in assist-to-turnover ratio (2.17)
- Four players average double figures in scoring: Hunter Dickinson (18.3), Eli Brooks (11.9), Caleb Houston (10.9), and DeVante' Jones (10.1). Dickinson also leads the squad in rebounding (8.4) and blocked shots per game (1.4).
- Two Wolverines have made 40+ 3-pointers: Caleb Houston (51) and Eli Brooks (45).
- Former Michigan All-American Juwan Howard is in his third season as a collegiate head coach (58-29, .667). Howard spent the previous six years with the Miami Heat. Prior to beginning his coaching career, Howard played 19 years in the NBA, including winning back-to-back NBA championships with Miami in 2012 and 2013. Howard helped lead the Wolverines to Final Four appearances in 1992 and 1993.
- Phil Martelli is serving as acting head coach the remainder of the regular season while Juwan Howard serves a five game suspension. The Wolverines have won two of three games under Martelli.

LAST MEETING AGAINST MICHIGAN

- Iowa rallied from a 12-point deficit with 3:25 remaining to pull within three points in the final minute before ultimately falling to Michigan, 84-79, in Iowa City on Feb. 17.
- An Iowa 3-point attempt to tie the game with 17 seconds remaining misfired. Iowa had one last 3-point attempt just before the final buzzer, but that shot was off the mark and the Wolverines added two free throws with less than a second remaining.
- Michigan was led by freshman Moussa Diabate with 28 points on 12-of-15 shooting from the field. Hunter Dickinson added 14 points and Eli Brooks scored 13.
- Keegan Murray led Iowa with 23 points, and was joined in double figures by Patrick McCaffery (13), Filip Rebraca (12) and Jordan Bohannon (11). Murray added a team-best seven rebounds, sophomore guard Tony Perkins contributed five assists, and Murray collected four blocked shots.

MURRAY NAMED PLAYER OF THE WEEK

Sophomore Keegan Murray has been named Big Ten Player of the Week for the fifth time this season after leading Iowa to wins over Michigan State and at Nebraska. It is the fifth weekly honor for Murray, who averaged 21.5 points and 8.2 rebounds.

NUMBER OF THE WEEK -- 3

Iowa is seeking to become the first school to have a men's basketball player lead the Big Ten in scoring three straight seasons since Purdue from 1968-70.

Iowa's Luka Garza led the conference in scoring average in 2020 (26.2 ppg) and 2021 (21.9 ppg). Keegan Murray leads the league this season, averaging 23.2 points per game. Purdue legend Rick Mount led the Big Ten in scoring in 1968 (29.7 ppg), 1969 (35.2 ppg), and 1970 (39.4 ppg).



IOWA HISTORY

Iowa has played 2,901 games since beginning basketball in 1902. Iowa's overall record is 1,713-1,188 (.590). Iowa's 1,713 wins are 36th most among Division I programs. That includes a 1,097-377 (.744) record in home games, a 616-811 (.432) record in contests away from Iowa City, an 813-812 (.500) mark in Big Ten games and a 501-151 (.768) record in Carver-Hawkeye Arena.

KEEGAN MURRAY GARNERS NATIONAL ATTENTION

Keegan Murray has been selected to the Wooden Award Late-Season Top 20, Naismith Trophy Midseason Team, Lute Olson National Player of the Year Award Midseason List, Karl Malone Power Forward of the Year Award semifinalist, *Sporting News* and *The Athletic* Second Team All-America, Big Ten Player of the Week five times this season (Nov. 22; Dec. 20; Jan. 3; Feb. 14; Feb. 28), and the Naismith Trophy Player of the Week (Feb. 14).

The Hawkeyes have had a student-athlete named to the Wooden Award Late-Season Top 20 three straight years and four of the last seven seasons. Former Hawkeye Luka Garza was the recipient of the 2021 John R. Wooden Award and was a finalist in 2020 award, while Jarrod Uthoff was a semifinalist in 2016. Garza was also the recipient of the 2021 Lute Olson Award.

Murray has earned the Big Ten weekly honor a program-best five times. Garza previously held the school record for most Big Ten weekly accolades since the inception of the award during the 1981-82 season (three times in 2020-21).

Murray has totaled 25 points or more 13 times this year, which are the most of any player from a major conference. He is also the only Hawkeye underclassman (freshman or sophomore) with four 30+ performances in a single season.

Murray averaged 7.2 points per game last year and is averaging 23.3 this season (+16.1). The last Big Ten player to increase his scoring by 16 points per game from one season to the next was Illinois' Rick Schmidt, who went from 3.8 ppg in 1972-73 to 21.4 ppg in 1973-74 (+17.6).

Murray, who has posted a team-leading eight double-doubles this season, combined for 65 points in two games against Maryland. He amassed 35 points and eight rebounds on Jan. 3 and tallied 30 points on 12-of-14 shooting from the field and 4-of-7 from the foul line and grabbed seven rebounds at Maryland on Feb. 10.

Murray poured in a game and career-best 37 points, six rebounds, and a game bests in steals (3) and blocks (2) against Nebraska on Feb. 13. The 37 points are believed to be the third most by any men's basketball player in Carver-Hawkeye Arena's 39-year history (45 by Brian Quinnett of Washington State in 1986; 41 by Iowa's Luka Garza in 2020).

Murray is the first Hawkeye to score 30+ points in back-to-back Big Ten games since Matt Gatens 10 years ago in 2012 (30 vs. Indiana and 33 vs. Wisconsin).

Murray exploded for a then career-best 35 points versus Utah State. He scored 18 straight Iowa points spanning 6:08 in the first half. Murray was six points from the Sanford Pentagon scoring record.

Murray had a historic stat line against N.C. Central, registering 27 points, 21 rebounds, and four blocks. He became the fourth Hawkeye over the last five decades, and first since 1977, to score 20+ points and grab 20+ rebounds.

Murray posted game bests in points (29), rebounds (10), and blocks (3), while also dishing out three assists in Iowa's win over Western Illinois. He shot a blistering 65 percent from the field, making 13-of-20 attempts.

IOWA IN BIG TEN STATISTICS

Category	All Games		Conf Only		NCAA	
	Stat	Rank	Stat	Rank	Stat	Rank
Turnover Margin	+5.3	1st	+5.1	1st	+5.3	4th
Steals	7.5	1st	7.2	1st	7.5	85th
Assist/TO Ratio	1.8	1st	1.7	1st	1.8	1st
Scoring Offense	83.7	1st	79.8	1st	83.7	5th
Scoring Margin	+12.8	1st	+7.1	1st	+12.8	10th
Assists	16.0	2nd	14.7	4th	16.0	27th
Free Throw %	.754	3rd	.714	9th	.754	48th
3-Pt. FG Per Game	8.9	3rd	8.7	2nd	8.9	45th
Blocked Shots	4.4	4th	4.2	4th	4.4	51st
Field Goal %	.458	6th	.440	7th	.458	86th
3-Pt. Field Goal %	.352	6th	.347	9th	.352	101st
3-PT FG Defense	.330	6th	.348	8th	.330	151st
Rebound Margin	+1.4	9th	-1.7	10th	+1.4	146th
FG% Defense	.434	10th	.444	8th	.434	194th
Scoring Defense	70.9	13th	72.7	12th	70.9	228th

Category	Player	All Games		NCAA	
		Stat	Rank	Stat	Rank
FG%	Keegan Murray	.561	5th	.561	26th
Rebounding	Keegan Murray	8.6	3rd	8.6	38th
Scoring	Keegan Murray	23.3	1st	23.3	4th
Steals	Joe Toussaint	1.41	6th	1.41	247th
	Keegan Murray	1.32	9th	1.32	317th
Assists	Joe Toussaint	3.6	13th	3.6	216th
FT Percentage	Keegan Murray	.720	11th	.720	326th
3-pointers	Jordan Bohannon	2.45	T5th	2.45	101st
Blocked Shots	Keegan Murray	2.0	4th	2.0	46th
	Kris Murray	1.0	9th	1.0	203rd
Assist/TO Ratio	Joe Toussaint	2.51	4th	2.51	30th
FT Made	Keegan Murray	113	6th	113	69th
Double-Doubles	Keegan Murray	8	T3rd	8	52nd

TWICE AS NICE

Sophomores Keegan and Kris Murray rank first and fourth, respectively, in team scoring. Keegan averages 23.3 points, while Kris averages 9.9 points. Keegan also ranks first on the squad in rebounds per game (8.6), blocks per game (2.0), and free throws made (113), while Kris ranks second on the squad in blocks per contest (1.0), third in rebounds (4.5), and first in 3-point accuracy (.400, 36-of-90).

JORDAN BOHANNON HOLDS 5 IOWA RECORDS

Jordan Bohannon, competing in his sixth season, is the program's career leader in four statistical categories: assists (691), 3-pointers made (435), games played (172), and free throw percentage (.886, 357-403). He sank a school and Xfinity Center record 10 3-pointers at Maryland on Feb. 10, 2022. The 10 triples were one shy of tying the Big Ten record. His 435 triples are the most in Big Ten history and 173 more than any other Hawkeye.

He has made 71 treys this season, third most among Big Ten student-athletes.

Bohannon (172) is the NCAA all-time leader in career games played. He is tied for sixth in the NCAA with 435 career 3-point field goals made. The 435 triples are the second most by a player from a major conference (457 by Duke's J.J. Reddick). He ranks third in career scoring at Iowa (1,956) and eighth in field goals made (582).

Bohannon, an honorable mention all-conference honoree in 2021, is one of 30 Division I players over the last 25 years to make 75+ 3-pointers in four seasons.



IOWA SIGNS 2 PREP STANDOUTS

JOSH DIX // G, 6-5, 190 // Council Bluffs, Iowa (Council Bluffs High School)

- Three-year team captain
- Two-time first-team all-conference selection and City Player of the Year
- Third team all-state as a sophomore and first-team all-state as a junior
- Shot 50 percent or better from the field his first three seasons of prep basketball
- Averaged a team-best 19.4 points, 7.2 rebounds, 4.3 assists as a junior
- Shot at 54 percent from the field, 38 percent from 3-point range, and 73 percent from the foul line as a junior
- Surpassed 1,000 career points last season
- Averaged 17.5 points, 5.1 rebounds as a sophomore and 10.2 points per contest as a freshman
- Three-time academic all-conference honoree

FRAN McCAFFERY ON JOSH DIX

"Josh is incredibly versatile. He can play multiple positions. He has a great frame. Josh is good with the ball in his hands finding people and getting to the rim. He's physical defensively and is an excellent rebounder for his position. Josh is a winning player. We are really excited about him."

DASONTE BOWEN // G, 6-3, 165 // Boston, Massachusetts (Brewster Academy)

- Ranked No. 91 in the ESPN Top 100 for the Class of 2022
- Averaged 15.2 points, 3.6 rebounds, 2.6 assists, and 1.4 steals while shooting 52.7 percent from the field, 47.4 percent from 3-point range, and 90 percent from the foul line this past summer playing EYBL
- Netted 37 points and seven assists in a game as a sophomore at Worcester Academy
- All-NEPSAC first team honoree as a sophomore
- Played with Hawkeye sophomore Josh Ogundele at Worcester Academy in 2020

FRAN McCAFFERY ON DASONTE BOWEN

"Dasonte is creative and fearless on the basketball court. He has incredible vision and makes plays. Dasonte can step back and hit the three, but he is constantly attacking the defense. He can rebound and score a variety of ways. He is an incredibly unselfish player. We are excited to welcome him to the Hawkeye family."

Bohannon ranked first in the league in 3-point accuracy (.394) and second in 3-pointers made per game (2.58) in 2021. He was second in the conference in assist-to-turnover ratio (3.07) and fourth in assists per contest (4.4).

He is one of only three Division I players since the 1992-93 season to amass more than 625 assists and 360 3-pointers.

Bohannon is one of only three Hawkeyes to post four 100-assist seasons (Jeff Horner, Dean Oliver). He has accumulated seven points-assists double-doubles, the most in school history. Bohannon registered a school-record eight games with 10 or more assists.

IOWA'S STATISTICAL COMPARISONS

	All Games	Big Ten	Home Games	Away Games	Iowa Wins	Iowa Losses
Record	21-8	11-7	15-3	6-5	21-0	0-8
Points	83.7	79.8	87.3	77.8	88.5	71.0
Opp. Pts	70.9	72.7	68.6	74.7	68.0	78.6
FG%	.458	.440	.468	.442	.487	.383
FG Def.	.434	.444	.417	.463	.426	.456
3-PT%	.352	.347	.363	.335	.378	.280
3-pt. Def.	.330	.348	.317	.357	.326	.339
FT%	.754	.714	.791	.688	.765	.724
REB	37.8	36.6	39.5	35.1	39.9	32.5
AST	16.0	14.7	16.7	14.8	17.0	13.5
TO	8.9	8.7	9.1	8.6	9.0	8.9
STL	7.5	7.2	8.3	6.1	7.9	6.5
BLK	4.4	4.2	4.7	3.9	4.5	4.1

McCAFFERY CLIMBING WINS CHART

Fran McCaffery and the Hawkeyes have reached 20 wins eight of the last 10 seasons. McCaffery and Tom Davis (10) are the only Iowa coaches to win 20 or more games in at least eight seasons.

Among Iowa's head basketball coaches, McCaffery ranks second in tournament appearances behind Davis (9). Davis is Iowa's all-time winningest coach, while McCaffery is second.

HAWKEYE FASTBREAKS

- The Hawkeyes are a perfect 18-0 this season when outrebounding their opponents and 10-0 when Iowa shoots 50 percent or better from the field.
- Iowa has won 10 or more Big Ten games seven of the last eight seasons.
- The Hawkeyes have had scoring runs of 10-0 or more a combined 23 times in 29 games.
- Sophomore Keegan Murray has totaled 25 points or more 13 times this season, the most of any player from a major conference. Murray is also the only Hawkeye underclassman (freshman or sophomore) with four 30+ performances in a single season.
- Iowa is 126-28 when scoring 80 points or more, the last 12 seasons. The Hawkeyes are 91-3 when holding opponents to fewer than 61 points, the last 12 years.
- The Hawkeyes have three regular season sweeps over Big Ten opponents this season. Iowa has swept Maryland, Minnesota and Nebraska. Iowa has notched single-play wins over Indiana, Michigan State, Northwestern, and Ohio State.
- Kris Murray leads the squad in 3-point accuracy, making 40 percent (36-of-90) of his attempts, while Jordan Bohannon is second (.370, 71-of-192). The duo combined for five triples in Iowa's last game versus Northwestern.
- Iowa has been making the most of its trips to the foul line. The Hawkeyes are shooting 75.4 percent from the foul line, which ranks fourth in the Big Ten and 49th nationally. The Hawkeyes connected on 18-20 free throws against Michigan State, making their first 13 attempts. The 435 free throw makes are 31st most in the NCAA.
- Iowa's Keegan Murray (7 games this season) and Luka Garza (19 in a row) are the only two Big Ten men's basketball players to have scored 20+ points in seven straight games over the last decade.
- Jordan Bohannon (30) and Keegan Murray (30) became the first Hawkeye duo to score 30+ points in the same game (at Maryland) since Bruce King (36) and Scott Thompson (30) at Michigan on Jan. 31, 1976.
- The Hawkeyes boasted a 15-3 record in home games this season. Iowa has won 14+ home contests each of the last four years.
- Keegan Murray and Kansas State's Michael Beasley (2007-08) are the only two players from a major conference to score 24+ points in each of their first five games of the season over the last 15 years. He is one of three Big Ten players since the 2002-03 season with six consecutive 20-point games to start the season.
- Iowa posted school single-game records in 3-pointers made (20) and attempted (44) against Alabama State on Nov. 18, besting the previous records of 19-of-43 against Savannah State on Dec. 22, 2018. Iowa's 20 3-pointers made equals the Carver-Hawkeye Arena record (20 by Purdue on Jan. 20, 2018).
- The Hawkeyes topped the century mark in three of its first five games (Longwood, Alabama State, Western Michigan). The last time an Iowa team scored 100+ points in three of its first five games was the start of the 1997-98 season.



- Iowa is the only Division I program with two sets of brothers on the 2021-22 roster, with one being identical twins. Connor and Patrick McCaffery are two years apart, while Keegan and Kris Murray are identical twins. The Murray twins are one of five twins on Division I rosters this season (Arizona State, San Diego State, SIUE, and Wisconsin).
- Iowa has won three straight games over Michigan State, dating back to 2021; that is the longest win streak over the Spartans since 2006. The Hawkeyes have defeated the Spartans by a combined 56 points in its last two victories -- 88-58 on Feb. 13, 2021, in East Lansing and 86-60 on Feb. 22, 2022. The 26-point victory is the largest margin in Iowa City since 1996 (83-47).
- Virginia has allowed 75+ points at home only six times under head coach Tony Bennett. Iowa has accounted for two of those six (75 in 2021 and 75 in 2013).
- At Virginia and versus Illinois, the Hawkeyes committed a season-low four turnovers, tying the third fewest total in a single-game in the Fran McCaffery era. The four turnovers against the Cavaliers are the fourth lowest in any Big Ten/ACC Challenge game.
- The Hawkeyes have won seven of their last nine, including four straight, Big Ten/ACC Challenge games.
- Iowa has won an NCAA Tournament game each of its last four tournament appearances.
- Iowa has qualified for five NCAA tournaments over the last seven completed seasons (2014-16, 2019, 2021) and eight postseason tournaments over the last nine completed seasons (5 NCAA; 3 NIT).
- Florida State has won an NCAA-record 13 straight overtime games, dating back to January, 2018. The last team to beat the Seminoles in overtime was Iowa (78-75) on Dec. 2, 2015, in Iowa City. That game featured 21 lead changes.

PATRICK McCAFFERY PLAYING HIS BEST BASKETBALL

Redshirt sophomore Patrick McCaffery has been playing his best basketball the past month. McCaffery has netted double figures in scoring eight of the last 12 games played. He did not play in Iowa's the outing against Northwestern due to a hip injury (day-to-day).

McCaffery scored a season-high 18 points and tied a career high with seven rebounds in Iowa's victory over Minnesota on Feb. 6. McCaffery has made at least one 3-pointer in eight of the last 12 contests, including sinking three in both games against Penn State last month.

He added 13 points and five rebounds in a loss to Michigan. He added seven points and five rebounds in Iowa's win at No. 18 Ohio State and five points and six rebounds in a win over Michigan State. He netted 10 points at Nebraska (Feb. 25).

STEALING THE ROCK

Iowa ranks first in the Big Ten and 86th nationally in steals per game (7.5). The last time a Hawkeye team led the conference in steals was during the 2016-17 season (8.1 per game). The Hawkeyes recorded 10 steals in their most recent outing against Northwestern.

VALUING THE BASKETBALL

The Hawkeyes are tops in the country in assist-to-turnover ratio (1.8); second in fewest turnovers per game (8.9); and fourth in turnover margin (5.3).

Connor McCaffery has continued his mastery of limiting turnovers in 2021-22 with 47 assists and only 10 turnovers (one per 44.1 minutes played), boasting a robust 5.5 assist-to-turnover ratio. Joe Toussaint's 2.51 ratio is fourth best in the league and 29th nationally.

Iowa ranked first in the nation in assist-to-turnover ratio (2.02) last season. The Hawkeyes had two players ranked high nationally in assist-to-turnover ratio. Connor McCaffery was fourth in the country with a 3.73 ratio (112 assists; 30 turnovers), while Jordan Bohannon was 13th with a 3.07 ratio (135 assists; 44 turnovers).

SPOTLIGHTING KEEGAN MURRAY'S DOMINATING EFFORT

Keegan Murray posted 27 points, 21 rebounds, four blocks, and two assists in Iowa's win over North Carolina Central on Nov. 16. He accomplished something that has not been done in over four decades by a Hawkeye.

Murray is the first Hawkeye to total 25+ points and 20+ rebounds in a game since Bruce King in 1977. King had 31 points and 21 rebounds vs. Ohio State in 1977.

Murray is one of four players over the last five decades to post a 20-20 game: Kevin Kunnert (24-23) vs. Illinois in 1972; Fred Haberecht (29-20) vs. Wisconsin in 1975; Bruce King (42-20) vs. Pittsburgh in 1976; Bruce King (31-21) vs. Ohio State in 1977.

MONTH OF FEBRUARY STATISTICS

No.	Player	Total			3-Point			F-Throw		Rebounds				Other Stats								
		GP-GS	MIN	AVG	FG-FGA	FG%	3FG-3FGA	3FG%	FT-FTA	FT%	OFF	DEF	TOT	AVG	PF	DQ	A	TO	BLK	STL	PTS	AVG
15	MURRAY, Keegan	8-8	262:52	32.9	80-137	.584	14-32	.438	33-53	.623	24	50	74	9.3	15	0	14	7	15	9	207	25.9
3	BOHANNON, Jordan	8-8	234:32	29.3	30-72	.417	26-63	.413	22-25	.880	4	14	17	2.1	8	0	20	7	0	8	108	13.5
22	MCCAFFERY, Patrick	7-7	165:46	23.7	27-68	.397	6-21	.286	8-12	.667	10	22	32	4.6	4	0	11	7	4	2	68	9.7
24	MURRAY, Kris	8-0	133:48	16.7	25-56	.446	10-25	.400	8-11	.727	8	27	35	4.4	24	1	8	4	7	5	68	8.5
11	PERKINS, Tony	8-8	134:55	16.9	21-43	.488	2-6	.333	6-8	.750	6	14	20	2.5	9	0	11	5	1	7	50	6.3
30	MCCAFFERY, Connor	7-1	126:47	18.1	12-20	.600	12-19	.632	4-5	.800	6	12	18	2.6	14	0	12	3	0	2	40	5.7
0	REBRACA, Filip	8-8	173:22	21.7	15-38	.395	0-1	.000	12-15	.800	20	21	41	5.1	16	0	8	11	4	3	42	5.3
20	SANDFORT, Payton	8-0	85:58	10.7	14-33	.424	7-21	.333	2-2	1.000	9	18	27	3.4	9	0	3	7	1	0	37	4.6
4	ULIS, Ahron	8-0	106:08	13.3	10-26	.385	1-3	.333	7-12	.583	4	15	19	2.4	6	0	12	4	0	3	28	3.5
13	ASH, Austin	5-0	20:23	4.1	5-12	.417	4-9	.444	2-3	.667	0	3	3	0.6	1	0	2	1	0	0	16	3.2
2	TOUSSAINT, Joe	8-0	118:01	14.8	10-26	.385	0-8	.000	1-2	.500	2	9	11	1.4	9	0	23	7	0	7	21	2.6
23	OGUNDELE, Josh	5-0	18:58	3.8	2-3	.667	0-0	.000	0-0	.000	1	3	4	0.8	3	0	0	2	0	1	4	0.8
25	LAKETA, Luc	4-0	07:48	2.0	0-1	.000	0-1	.000	0-0	.000	0	0	0	0.0	1	0	0	2	0	1	0	0.0
44	MULVEY, Riley	4-0	10:42	2.7	0-1	.000	0-0	.000	0-0	.000	0	0	0	0.0	1	0	0	0	0	0	0	0.0
Team											12	9	21									
Total		8	1600		251-536	.468	82-209	.392	105-148	.709	105	217	322	40.3	120	1	124	72	32	48	689	86.1
Opponents		8	1600		209-482	.434	60-174	.345	88-119	.739	77	204	281	35.1	130	1	114	101	31	46	566	70.8

The last Big Ten player to have a 20-20 performance was Purdue's Trevion Williams at Michigan on Jan. 9, 2020 (36-20).

Murray is the first Hawkeye since Greg Brunner in 2006 to grab 20+ rebounds in a game; Brunner had 23 against Minnesota on Jan. 18, 2006. Murray is the first major conference player with 27+ points, 21+ rebounds, and 4+ blocks since Kansas State's Michael Beasley versus Sacramento State on Nov. 9, 2007.

SPOTLIGHTING JORDAN BOHANNON'S RECORD PERFORMANCE

Jordan Bohannon added another school record to his collegiate resume on Feb. 10, 2022, at Maryland.

Bohannon drained a school-record 10 3-pointers, surpassing the school's 28-year record previously set twice by Chris Kingsbury (9) in 1994. His 16 3-point attempts tied a personal high (16 versus North Carolina in 2020).

The 10 triples are an Xfinity Center record and ties for second most by a Big Ten player ever. Bohannon's previous high was eight 3-pointers (at Maryland in 2017 and vs Nebraska in 2021). Bohannon moved into 12th place in career treys in NCAA history.

Bohannon finished the contest with 30 points in 30 minutes, tying his career high (versus UAB on Nov. 22, 2017).

GUARD COMBINATION CONTRIBUTES

In addition to senior Jordan Bohannon scoring in double figures in seven straight games, Iowa's guard combination of Tony Perkins, Joe Toussaint and Ahron Ulis have played well during Iowa's current four-game winning streak.

That trio contributed 15 points, nine rebounds and three assists against Ohio State, with just two turnovers in just under a combined 49 minutes of action.

Against Michigan State the trio added 12 points, seven rebounds, nine assists and just two turnovers in a combined 52 minutes.

Perkins had a career-best 20 points in the win at Nebraska, hitting 8-10 field goal attempts, and matching his career-best five rebounds. He also was credited with a personal-best five steals in Iowa's last outing against Northwestern.

KEEGAN MURRAY TABBED PRESEASON ALL-BIG TEN

Sophomore forward Keegan Murray was named to the 2021-22 Big Ten Preseason Player of the Year.

It marks the third straight season that one or more Hawkeyes have been selected to the preseason list, voted upon by a selected panel of media. Joe Wieskamp was selected in 2019 and 2020, while Luka Garza was tabbed the Big Ten Preseason Player of the Year in November 2020.

Murray is one of the league's top emerging players after being named to the five-player All-Big Ten Freshman Team a year ago. The Cedar Rapids, Iowa, native was one of only five players nationally -- and only bench player -- to amass 200 points, 35 blocks, 25 steals, and 15 3-pointers. He was the team's leading scorer (7.8) and rebounder (5.5) off the bench in conference play. Murray led team in blocks 12 times and steals five times. The 6-foot-8 forward was second on the team in steals (26) and ranked 11th in the Big Ten in blocked shots per game (1.26). His 39 blocks tie for fourth most by a freshman in program history.

Murray totaled 13 points, seven rebounds, four blocks, three assists, and a steal in Iowa's first-round victory over Grand Canyon to become the first Hawkeye ever to stuff the stat sheet with those numbers in an NCAA Tournament contest.

LUKA GARZA'S NO. 55 FORMALLY RETIRED

The University of Iowa Athletics Department formally retired two-time National Player of the Year Luka Garza's No. 55 on Feb. 22.

Iowa also retired the jerseys of former Hawkeye greats Charles "Chuck" Darling, Roy Marble and Murray Wier.

Additionally, all other retired numbers and jerseys for the Iowa men's and women's basketball programs are now hanging from the Carver-Hawkeye Arena rafters.

Garza swept all major postseason men's basketball awards in 2021 (Wooden, Naismith, Associated Press, Oscar Robertson, NABC, Lute Olson, Sporting News) to become the program's first consensus National Player of the Year. Garza is Iowa's only two-time unanimous consensus first-team All-American and only recipient in program history of the Big Ten Jesse Owens Male Athlete of the Year.

He was named national player of the year by six national outlets in 2020, as well being a two-time honoree of the Kareem Abdul-Jabbar Center of the Year and Pete Newell Big Man of the Year.

RECENT GRADUATES PLAYING PROFESSIONAL BASKETBALL

A number of recent Iowa basketball graduates are playing professionally: Joe Wieskamp (NBA San Antonio Spurs), Luka Garza (NBA Detroit Pistons), Jarrod Uthoff (Japan), Devyn Marble (Israel), Tyler Cook (NBA Chicago Bulls), Anthony Clemmons (Italy), Gabriel Olaseni (Turkey), Ryan Kriener (Matsuyama), Bakari Evelyn (Germany), Peter Jok (France), Melsahn Basabe (Puerto Rico), and Aaron White (Serbia).

MARGARET McCAFFERY RECEIVES DISTINGUISHED AWARD

Margaret McCaffery, wife of head coach Fran McCaffery, received the American Cancer Society's distinguished St. George Award during last Sunday's game versus Nebraska in Iowa City.

The St. George Award is one of the highest volunteer honors of the American Cancer Society and is presented to outstanding volunteers nationwide who have made significant contributions to the American Cancer Society's strategic goals.

Margaret has served on the ACS National Board of Directors since 2018. Margaret, along with Fran, have been a champion for the Coaches vs. Cancer program and have raised significant funds to support American Cancer Society efforts, including more than \$4.5 million the past 20 years. In addition to their work with the American Cancer Society and Coaches vs. Cancer, the McCafferys helped spearhead the launch of the new Adolescent and Young Adult (AYA) Cancer Program in Iowa City. The American Cancer Society awarded the McCafferys with the Fighting Spirit Award in 2015.

First conceived in 1949, the St. George National Award has been presented to more than 1,400 Society volunteers nationwide.

COACHING EXPERIENCE

Fran McCaffery has the most experienced coaching staffs in the country. The Iowa men's basketball staff has 75 years of combined collegiate head coaching experience and more than 125 years of collegiate coaching under their belts.


Coach	Years
Fran McCaffery	26 years
Kirk Speraw	20 years
Sherman Dillard	10 years
Billy Taylor	14 years
Al Seibert	5 years

ON THE HORIZON

Iowa concludes the regular season Sunday, March 6, on the road at No. 20 Illinois (6:37 p.m., FS1).



GAME 30: IOWA AT MICHIGAN



AUSTIN ASH

#13 • Guard
6-3 • 180 • RS-Senior
Cedar Rapids, Iowa
Mount Vernon HS

SEASON HIGHS

POINTS..... 8 vs. PORTLAND STATE (11/26/21)
 FGM..... 3 vs. PORTLAND STATE (11/26/21)
 FGA..... 5, 3X, LAST vs. NORTHWESTERN (2/28/22)
 3-PT FGM..... 2, 2X, LAST AT MARYLAND (2/10/22)
 3-PT FGA..... 5 vs. ALABAMA STATE (11/18/21)
 FTM..... 3, 2X, LAST vs. KANSAS CITY (11/12/21)
 FTA..... 4, 2X, LAST vs. KANSAS CITY (11/12/21)
 REB..... 3 vs. MICHIGAN STATE (2/22/22)
 AST..... 2, 2X, LAST vs. WESTERN MICHIGAN (11/22/21)
 STL.....
 BLK.....
 MIN..... 13 vs. LONGWOOD (11/9/21)

CAREER HIGHS

POINTS..... 9 vs. SAVANNAH ST (12/22/18)
 FGM..... 3, 2X, LAST vs. PORTLAND STATE (11/26/21)
 FGA..... 9 vs. SAVANNAH ST (12/22/18)
 3-PT FGM..... 3 vs. SAVANNAH ST (12/22/18)
 3-PT FGA..... 8 vs. SAVANNAH ST (12/22/18)
 FTM..... 3, 2X, LAST vs. KANSAS CITY (11/12/21)
 FTA..... 4, 2X, LAST vs. KANSAS CITY (11/12/21)
 REB..... 3 vs. MICHIGAN STATE (2/22/22)
 AST..... 2, 3X, LAST vs. WESTERN MICHIGAN (11/22/21)
 STL..... 2 AT INDIANA (2/13/20)
 BLK.....
 MIN..... 19 vs. SAVANNAH ST (12/22/18)

Opponent	Date	GS	MIN	Total		3-Pointers		Free throws		Rebounds			PF	A	TO	BLK	STL	PTS	AVG	
				FG-FGA	PCT	3FG-3FGA	PCT	FT-FTA	PCT	OFF	DEF	TOT								AVG
Longwood	11/09/2021		13:08	0-3	.000	0-3	.000	3-4	.750	0	0	0	0.0	2	2	1	0	0	3	3.0
Kansas City	11/12/2021		05:28	1-2	.500	0-1	.000	3-4	.750	0	0	0	0.0	1	1	2	0	0	5	4.0
N.C. Central	11/16/2021		00:50	0-0	.000	0-0	.000	0-0	.000	0	0	0	0.0	0	0	0	0	0	0	2.7
Alabama St.	11/18/2021		08:03	1-5	.200	1-5	.200	0-0	.000	0	0	0	0.0	1	1	0	0	0	3	2.8
Western Mich.	11/22/2021		07:59	2-5	.400	0-1	.000	0-0	.000	1	0	1	0.2	0	2	1	0	0	4	3.0
Portland St.	11/26/2021		05:18	3-3	1.000	2-2	1.000	0-0	.000	1	1	2	0.5	0	0	0	0	0	4	3.8
vs Utah St.	12/18/2021		02:24	0-2	.000	0-2	.000	0-0	.000	0	0	0	0.4	0	0	0	0	0	0	3.3
Southeastern La.	12/21/2021		04:39	2-4	.500	0-2	.000	0-0	.000	1	1	2	0.6	0	0	0	0	0	4	3.4
Western Ill.	12/29/2021		02:48	1-1	1.000	0-0	.000	0-0	.000	0	0	0	0.6	0	0	0	0	0	2	3.2
at Wisconsin	01/06/2022		01:02	1-1	1.000	0-0	.000	0-0	.000	0	0	0	0.5	0	0	0	0	0	2	3.1
at Rutgers	01/19/2022		00:02	0-0	.000	0-0	.000	0-0	.000	0	0	0	0.5	0	0	0	0	0	0	2.8
at Penn St.	01/31/2022		00:01	0-0	.000	0-0	.000	0-0	.000	0	0	0	0.4	0	0	0	0	0	0	2.6
at Maryland	02/10/2022		07:23	2-3	.667	2-3	.667	0-0	.000	0	0	0	0.4	0	0	0	0	0	6	2.8
Nebraska	02/13/2022		03:25	1-1	1.000	1-1	1.000	0-0	.000	0	0	0	0.4	0	1	0	0	0	3	2.9
Michigan	02/17/2022		00:05	0-0	.000	0-0	.000	0-0	.000	0	0	0	0.3	1	0	0	0	0	0	2.7
Michigan St.	02/22/2022		03:35	1-3	.333	0-2	.000	2-2	1.000	0	3	3	0.5	0	0	0	0	0	4	2.8
Northwestern	02/28/2022		05:55	1-5	.200	1-3	.333	0-1	.000	0	0	0	0.5	0	1	1	0	0	3	2.8
Totals			0 72:05	16-38	.421	7-25	.280	8-11	.727	3	5	8	0.5	5	8	5	0	0	47	2.8

CAREER STATISTICS

YEAR	G/GS	FG-A	PCT	3-PT	PCT	FT-A	PCT	REB	AVG	PF-FO	AST	TO	BLK	STL	PTS	AVG
Fresh.	9/0	5-18	.278	5-16	.313	0-1	.000	5	0.6	1-0	4	0	0	3	15	1.7
Soph.	8/0	3-12	.250	3-11	.273	3-4	.750	5	0.6	3-0	2	2	0	3	12	1.5
Junior	9/0	6-15	.400	3-8	.333	0-0	.000	4	0.4	1-0	2	0	0	1	15	1.7
Senior	17/0	16-38	.421	7-25	.280	8-11	.727	8	0.5	5-0	8	5	0	0	47	2.8
TOTALS	43/0	30-83	.361	18-61	.295	11-16	.688	22	0.5	10-0	16	7	0	7	89	2.1



JORDAN BOHANNON

#3 • Guard
6-1 • 175 • Sixth Year
Marion, Iowa
Linn-Mar HS

SEASON HIGHS

POINTS.....30 AT MARYLAND (2/10/22)
 FGM.....10 AT MARYLAND (2/10/22)
 FGA.....16 AT MARYLAND (2/10/22)
 3-PT FGM.....10 AT MARYLAND (2/10/22)
 3-PT FGA.....16 AT MARYLAND (2/10/22)
 FTM..... 7 AT NEBRASKA (2/25/22)
 FTA..... 8 AT NEBRASKA (2/25/22)
 REB..... 4 AT NEBRASKA (2/25/22)
 AST..... 5, 2X, LAST AT MARYLAND (2/10/22)
 STL..... 3, 2X, LAST AT MINNESOTA (1/16/22)
 BLK.....
 MIN..... 36 vs. MINNESOTA (2/6/22)

CAREER HIGHS

POINTS.....30, 2X, LAST AT MARYLAND (2/10/22)
 FGM.....10, 3X, LAST AT MARYLAND (2/10/22)
 FGA..... 18 AT NOTRE DAME (11/29/16)
 3-PT FGM..... 10 AT MARYLAND (2/10/22)
 3-PT FGA.....16, 2X, LAST AT MARYLAND (2/10/22)
 FTM..... 10, 2X, LAST vs. NEBRASKA (1/6/19)
 FTA..... 10, 4X, LAST vs. NEBRASKA (1/7/19)
 REB..... 7, 2X, LAST AT INDIANA (2/7/21)
 AST..... 14 vs. MINNESOTA (1/10/21)
 STL..... 6 vs. PITTSBURGH (11/27/18)
 BLK..... 1, 2X, LAST AT MINNESOTA (2/8/17)
 MIN..... 45 AT MINNESOTA (2/8/17)

Opponent	Date	GS	MIN	Total		3-Pointers		Free throws		Rebounds			PF	A	TO	BLK	STL	PTS	AVG	
				FG-FGA	PCT	3FG-3FGA	PCT	FT-FTA	PCT	OFF	DEF	TOT								AVG
Longwood	11/09/2021	*	17:02	6-8	.750	6-8	.750	0-0	.000	0	0	0	0.0	1	1	0	0	1	18	18.0
Kansas City	11/12/2021	*	24:12	4-8	.500	3-5	.600	2-2	1.000	0	2	2	1.0	2	1	0	0	0	13	15.5
N.C. Central	11/16/2021	*	24:41	1-10	.100	1-9	.111	4-4	1.000	0	2	2	1.3	0	1	0	0	0	7	12.7
Alabama St.	11/18/2021	*	21:47	4-8	.500	4-8	.500	0-0	.000	0	1	1	1.3	1	0	0	0	1	12	12.5
Western Mich.	11/22/2021	*	19:14	2-7	.286	1-5	.200	0-0	.000	0	0	0	1.0	1	3	1	0	3	5	11.0
Portland St.	11/26/2021	*	24:36	1-4	.250	0-3	.000	3-3	1.000	0	0	0	0.8	0	1	0	0	1	5	10.0
at Virginia	11/29/2021	*	30:42	7-12	.583	6-9	.667	0-0	.000	0	1	1	0.9	3	2	0	0	0	20	11.4
at Purdue	12/03/2021	*	22:16	2-5	.400	0-2	.000	0-0	.000	0	1	1	0.9	2	1	1	0	0	4	10.5
Illinois	12/06/2021	*	16:41	2-5	.400	0-1	.000	0-0	.000	0	0	0	0.8	2	1	1	0	0	4	9.8
at Iowa St.	12/09/2021	*	31:02	4-12	.333	3-8	.375	6-6	1.000	1	1	2	0.9	2	0	2	0	0	17	10.5
vs Utah St.	12/18/2021	*	21:37	4-7	.571	2-5	.400	1-1	1.000	0	1	1	0.9	3	2	1	0	1	11	10.5
Southeastern La.	12/21/2021	*	22:49	4-8	.500	4-8	.500	1-2	.500	0	2	2	1.0	0	3	0	0	0	13	10.8
Western Ill.	12/29/2021	*	24:25	3-9	.333	1-6	.167	6-6	1.000	0	1	1	1.0	2	3	1	0	0	13	10.9
Maryland	01/03/2022	*	27:28	1-5	.200	1-4	.250	5-6	.833	0	1	1	1.0	2	1	0	0	0	8	10.7
at Wisconsin	01/06/2022	*	29:10	3-6	.500	3-6	.500	3-6	.500	0	1	1	1.0	2	3	0	0	0	12	10.8
Indiana	01/13/2022	*	28:42	2-11	.182	1-7	.143	6-7	.857	0	0	0	0.9	1	1	0	0	1	11	10.8
at Minnesota	01/16/2022	*	30:08	3-11	.273	2-8	.250	4-4	1.000	1	2	3	1.1	2	2	1	0	3	12	10.9
at Rutgers	01/19/2022	*	27:33	2-11	.182	2-10	.200	0-0	.000	0	1	1	1.1	2	0	1	0	0	6	10.6
Penn St.	01/22/2022	*	32:48	3-8	.375	3-7	.429	2-2	1.000	0	2	2	1.1	1	0	1	0	1	11	10.6
Purdue	01/27/2022	*	29:38	2-6	.333	2-6	.333	0-0	.000	0	2	2	1.2	1	1	3	0	1	6	10.4
at Penn St.	01/31/2022	*	34:30	0-7	.000	0-4	.000	2-2	1.000	0	0	0	1.1	0	5	0	0	0	2	10.0
Minnesota	02/06/2022	*	35:43	2-7	.286	2-7	.286	0-0	.000	0	2	2	1.1	2	1	0	0	1	6	9.8
at Maryland	02/10/2022	*	30:52	10-16	.625	10-16	.625	0-0	.000	0	3	3	1.2	1	5	0	0	2	30	10.7
Nebraska	02/13/2022	*	24:15	3-7	.429	2-5	.400	2-2	1.000	0	3	3	1.3	0	3	1	0	1	10	10.7
Michigan	02/17/2022	*	30:04	2-5	.400	2-5	.400	5-5	1.000	0	0	0	1.2	1	0	2	0	0	11	10.7
at Ohio St.	02/19/2022	*	30:00	3-9	.333	2-7	.286	2-3	.667	1	0	1	1.2	2	1	0	0	1	10	10.7
Michigan St.	02/22/2022	*	23:20	3-7	.429	3-7	.429	2-2	1.000	0	2	2	1.3	0	2	0	0	1	11	10.7
at Nebraska	02/25/2022	*	32:32	2-7	.286	1-5	.200	7-8	.875	1	3	4	1.4	0	4	3	0	1	12	10.7
Northwestern	02/28/2022	*	27:46	5-14	.357	4-11	.364	4-5	.800	1	1	2	1.4	2	4	1	0	1	18	11.0
Totals			29 775:33	90-240	.375	71-192	.370	67-76	.882	5	35	40	1.4	38	52	20	0	21	318	11.0

CAREER STATISTICS

YEAR	G/GS	FG-A	PCT	3-PT	PCT	FT-A	PCT	REB	AVG	PF-FO	AST	TO	BLK	STL	PTS	AVG
Fresh.	34/28	118-304	.388	89-214	.416	47-55	.855	76	2.2	55-0	175	76	2	29	372	10.9
Soph.	33/33	137-324	.423	96-223	.430	75-83	.904	74	2.2	59-0	178	68	0	22	445	13.5
Junior	35/35	112-294	.381	79-206	.383	102-117	.880	84	2.4	61-0	118	58	0	23	405	11.6
Senior	10/6	25-84	.298	20-61	.328	18-18	1.000	16	1.6	17-0	33	11	0	8	88	8.8
RS-Sen.	31/31	100-257	.389	80-205	.390	48-54	.889	96	3.1	35-0	135	44	0	16	328	10.6
Sixth Yr.	29/29	90-240</														

GAME 30: IOWA AT MICHIGAN



LUC LAKETA

#25 • Guard
6-5 • 180 • Freshman
Concord, Michigan
Hanover Horton HS

SEASON HIGHS

POINTS.....3, 2X, LAST VS. WESTERN MICHIGAN (11/22/21)
 FGM.....1, 2X, LAST VS. WESTERN MICHIGAN (11/22/21)
 FGA.....1, 5X, LAST VS. NORTHWESTERN (2/28/22)
 3-PT FGM.....1, 2X, LAST VS. WESTERN MICHIGAN (11/22/21)
 3-PT FGA.....1, 4X, LAST VS. NORTHWESTERN (2/28/22)
 FTM.....
 FTA.....
 REB.....1 VS. PORTLAND STATE (11/26/21)
 AST.....1 VS. SE LOUISIANA (12/21/21)
 STL.....1, 2X, LAST VS. MICHIGAN STATE (2/22/22)
 BLK.....
 MIN.....6 VS. WESTERN MICHIGAN (11/22/21)

CAREER HIGHS

POINTS.....3, 2X, LAST VS. WESTERN MICHIGAN (11/22/21)
 FGM.....1, 2X, LAST VS. WESTERN MICHIGAN (11/22/21)
 FGA.....1, 4X, LAST VS. PORTLAND STATE (11/26/21)
 3-PT FGM.....1, 2X, LAST VS. WESTERN MICHIGAN (11/22/21)
 3-PT FGA.....1, 3X, LAST VS. WESTERN MICHIGAN (11/22/21)
 FTM.....
 FTA.....
 REB.....1 VS. PORTLAND STATE (11/26/21)
 AST.....1 VS. SE LOUISIANA (12/21/21)
 STL.....1, 2X, LAST VS. MICHIGAN STATE (2/22/22)
 BLK.....
 MIN.....6 VS. WESTERN MICHIGAN (11/22/21)

Opponent	Date	GS	MIN	Total		3-Pointers		Free throws		Rebounds			Other							
				FG-FGA	PCT	3FG-3FGA	PCT	FT-FTA	PCT	OFF	DEF	TOT	AVG	PF	A	TO	BLK	STL	PTS	AVG
Longwood	11/09/2021		02:33	0-0	.000	0-0	.000	0-0	.000	0	0	0	0.0	0	0	0	0	0	0.0	
Kansas City	11/12/2021		04:45	0-1	.000	0-1	.000	0-0	.000	0	0	0	0.0	0	0	0	0	0	0.0	
Alabama St.	11/18/2021		02:17	1-1	1.000	1-1	1.000	0-0	.000	0	0	0	0.0	0	0	0	0	0	0.0	
Western Mich.	11/22/2021		06:06	1-1	1.000	1-1	1.000	0-0	.000	0	0	0	0.0	0	0	0	1	3	1.5	
Portland St.	11/26/2021		02:11	0-1	.000	0-0	.000	0-0	.000	1	0	1	0.2	0	0	0	0	0	0.2	
Southeastern La.	12/21/2021		02:39	0-0	.000	0-0	.000	0-0	.000	0	0	0	0.2	0	1	1	0	0	1.0	
Western Ill.	12/29/2021		01:47	0-0	.000	0-0	.000	0-0	.000	0	0	0	0.1	0	0	0	0	0	0.9	
at Maryland	02/10/2022		01:43	0-0	.000	0-0	.000	0-0	.000	0	0	0	0.1	0	0	0	0	0	0.8	
Nebraska	02/13/2022		01:09	0-0	.000	0-0	.000	0-0	.000	0	0	0	0.1	0	0	0	0	0	0.7	
Michigan St.	02/22/2022		02:08	0-0	.000	0-0	.000	0-0	.000	0	0	0	0.1	0	0	2	1	0	0.6	
Northwestern	02/28/2022		02:48	0-1	.000	0-1	.000	0-0	.000	0	0	0	0.1	1	0	0	0	0	0.5	
Totals		0	30:06	2-5	.400	2-4	.500	0-0	.000	1	0	1	0.1	1	1	3	0	2	6	0.5

CAREER STATISTICS

YEAR	G/GS	FG-A	PCT	3-PT	PCT	FT-A	PCT	REB	AVG	PF-FO	AST	TO	BLK	STL	PTS	AVG
Fresh.	11/0	2-5	.400	2-4	.500	0-0	.000	1	0.1	1-0	1	3	0	2	6	0.5



CONNOR MCCAFFERY

#30 • Guard/Forward
6-5 • 205 • RS-Senior
Iowa City, Iowa
West HS

SEASON HIGHS

POINTS.....17 VS. NORTHWESTERN (2/28/22)
 FGM.....5 VS. NORTHWESTERN (2/28/22)
 FGA.....10 VS. NORTHWESTERN (2/28/22)
 3-PT FGM.....5 VS. NORTHWESTERN (2/28/22)
 3-PT FGA.....9 VS. NORTHWESTERN (2/28/22)
 FTM.....2, 5X, LAST VS. NORTHWESTERN (2/28/22)
 FTA.....4 VS. SE LOUISIANA (12/21/21)
 REB.....8 VS. SE LOUISIANA (12/21/21)
 AST.....7 VS. PORTLAND STATE (11/26/21)
 STL.....3, 2X, LAST AT PENN STATE (1/31/22)
 BLK.....
 MIN.....33 VS. NORTHWESTERN (2/28/22)

CAREER HIGHS


POINTS.....19 VS. CONNECTICUT (11/16/18)
 FGM.....6 AT MICHIGAN STATE (2/13/21)
 FGA.....10 VS. NORTHWESTERN (2/28/22)
 3-PT FGM.....5 VS. NORTHWESTERN (2/28/22)
 3-PT FGA.....9 VS. NORTHWESTERN (2/28/22)
 FTM.....9 VS. CONNECTICUT (11/16/18)
 FTA.....11 VS. CONNECTICUT (11/16/18)
 REB.....13 VS. MICHIGAN (1/17/20)
 AST.....10 AT MARYLAND (1/7/21)
 STL.....3, 9X, LAST AT PENN STATE (1/31/22)
 BLK.....1, 8X, LAST VS. ILLINOIS (3/13/21)
 MIN.....39 AT MINNESOTA (2/16/20)

Opponent	Date	GS	MIN	Total		3-Pointers		Free throws		Rebounds			Other							
				FG-FGA	PCT	3FG-3FGA	PCT	FT-FTA	PCT	OFF	DEF	TOT	AVG	PF	A	TO	BLK	STL	PTS	AVG
Longwood	11/09/2021		13:55	1-1	1.000	1-1	1.000	0-0	.000	1	6	7	7.0	0	0	0	0	0	3	3.0
Kansas City	11/12/2021		13:03	0-1	.000	0-1	.000	0-0	.000	1	2	3	5.0	1	3	0	0	0	0	1.5
N.C. Central	11/16/2021		21:08	0-1	.000	0-1	.000	2-2	1.000	0	1	1	3.7	3	3	1	0	1	2	1.7
Alabama St.	11/18/2021	*	18:11	1-1	1.000	0-0	.000	1-2	.500	2	2	4	3.8	2	3	1	0	1	3	2.0
Western Mich.	11/22/2021	*	22:13	0-3	.000	0-3	.000	0-0	.000	0	2	2	3.4	1	2	0	0	0	0	1.6
Portland St.	11/26/2021		18:44	0-1	.000	0-0	.000	0-0	.000	0	3	3	3.3	2	7	0	0	2	0	1.3
at Virginia	11/29/2021		12:49	0-1	.000	0-1	.000	0-0	.000	1	2	3	3.3	0	2	0	0	0	0	1.1
at Purdue	12/03/2021		19:09	0-5	.000	0-5	.000	0-0	.000	0	2	2	3.1	2	1	0	0	1	0	1.0
Illinois	12/06/2021		15:15	1-2	.500	1-2	.500	0-0	.000	0	0	0	2.8	3	1	0	0	1	3	1.2
at Iowa St.	12/09/2021		08:05	0-0	.000	0-0	.000	0-0	.000	1	0	1	2.6	0	1	1	0	0	0	1.1
vs Utah St.	12/18/2021		16:22	0-1	.000	0-1	.000	0-0	.000	0	1	1	2.5	1	2	0	0	0	0	1.0
Southeastern La.	12/21/2021		18:24	1-1	1.000	1-1	1.000	2-4	.500	2	6	8	2.9	1	2	1	0	0	5	1.3
Western Ill.	12/29/2021		10:14	0-0	.000	0-0	.000	0-0	.000	0	1	1	2.8	0	0	0	0	0	0	1.2
Maryland	01/03/2022		18:15	0-1	.000	0-1	.000	1-2	.500	0	1	1	2.6	3	1	1	0	1	1	1.2
at Wisconsin	01/06/2022		14:59	0-0	.000	0-0	.000	0-0	.000	1	0	1	2.5	5	2	0	0	1	0	1.1
Indiana	01/13/2022		20:10	1-2	.500	1-2	.500	2-2	1.000	0	1	1	2.4	1	1	0	0	3	5	1.4
at Rutgers	01/19/2022		09:15	0-1	.000	0-1	.000	0-0	.000	0	3	3	2.5	2	0	1	0	0	0	1.3
Penn St.	01/22/2022		16:24	0-3	.000	0-2	.000	0-0	.000	1	2	3	2.5	1	3	1	0	0	0	1.2
Purdue	01/27/2022		10:23	0-3	.000	0-3	.000	0-0	.000	0	1	1	2.4	0	1	0	0	0	0	1.2
at Penn St.	01/31/2022		16:25	4-8	.500	4-7	.571	0-0	.000	1	5	6	2.6	2	0	0	0	3	12	1.7
at Maryland	02/10/2022		04:21	0-0	.000	0-0	.000	0-0	.000	1	0	1	2.5	1	0	0	0	0	0	1.6
Nebraska	02/13/2022		19:09	1-4	.250	1-4	.250	0-0	.000	2	2	4	2.6	3	3	1	0	0	3	1.7
Michigan	02/17/2022		16:18	0-0	.000	0-0	.000	0-0	.000	0	4	4	2.7	2	4	0	0	1	0	1.6
at Ohio St.	02/19/2022		21:17	1-1	1.000	1-1	1.000	0-0	.000	1	2	3	2.7	3	2	0	0	0	3	1.7
Michigan St.	02/22/2022		09:06	2-2	1.000	2-2	1.000	0-0	.000	0	1	1	2.6	1	0	0	0	0	6	1.8
at Nebraska	02/25/2022		23:48	3-3	1.000	3-3	1.000	2-3	.667	1	0	1	2.5	1	1	2	0	0	11	2.2
Northwestern	02/28/2022	*	32:48	5-10	.500	5-9	.556	2-2	1.000	1	3	4	2.6	3	2	0	0	1	17	2.7
Totals		3	440:10	21-56	.375	20-51	.392	12-17	.706	17	53	70	2.6	44	47	10	0	16	74	2.7

CAREER STATISTICS

YEAR	G/GS	FG-A	PCT	3-PT	PCT	FT-A	PCT	REB	AVG	PF-FO	AST	TO	BLK	STL	PTS	AVG
Fresh.	4/0	2-3	.667	1-2	.500	3-4	.750	4	1.0	2-0	7	4	0	2	8	2.0
RS-Fresh.	34/0	35-97	.361	6-29	.207	73-97	.753	49	1.4	61-0	102	43	3	23	149	4.4
Soph.	31/31	55-160	.344	33-97	.340	50-64	.781	124	4.0	80-2	124	27	3	35	193	6.2
Junior	31/31	33-102	.324	18-65	.277	17-29	.586	97	3.1	81-1	112	30	2	19	101	3.3
Senior	27/3	21-56	.375	20-51	.392	12-17	.706	70	2.6	44-1	47	10	0	16	74	2.7
TOTALS	127/65	146-418	.349	78-244	.320	155-211	.735	344	2.7	268-4	392	114	8	95	525	4.1

GAME 30: IOWA AT MICHIGAN



PATRICK MCCAFFERY

#22 • Forward
6-9 • 200 • RS-Soph.
Iowa City, Iowa
West HS

SEASON HIGHS

POINTS..... 18 vs. MINNESOTA (2/6/22)
 FGM..... 8 vs. MINNESOTA (2/6/22)
 FGA..... 14 vs. MINNESOTA (2/6/22)
 3-PT FGM..... 3, 2X, LAST AT PENN STATE (1/31/22)
 3-PT FGA..... 6, 2X, LAST AT PENN STATE (1/31/22)
 FTM..... 7 AT PURDUE (12/3/21)
 FTA..... 10 AT PURDUE (12/3/21)
 REB..... 7, 3X, LAST vs. MINNESOTA (2/6/22)
 AST..... 4, 3X, LAST vs. NEBRASKA (2/13/22)
 STL..... 3 vs. INDIANA (1/13/22)
 BLK..... 2, 2X, LAST vs. PENN STATE (1/22/22)
 MIN..... 37 AT PENN STATE (1/31/22)


CAREER HIGHS

POINTS..... 19 vs. NEBRASKA (3/4/21)
 FGM..... 8, 2X, LAST vs. MINNESOTA (2/6/22)
 FGA..... 14 vs. MINNESOTA (2/6/22)
 3-PT FGM..... 3, 3X, LAST AT PENN STATE (1/31/22)
 3-PT FGA..... 6, 3X, LAST AT PENN STATE (1/31/22)
 FTM..... 7 AT PURDUE (12/3/21)
 FTA..... 10 AT PURDUE (12/3/21)
 REB..... 7, 3X, LAST vs. MINNESOTA (2/6/22)
 AST..... 4, 3X, LAST vs. NEBRASKA (2/13/22)
 STL..... 3 vs. INDIANA (1/13/22)
 BLK..... 2, 4X, LAST vs. PENN STATE (1/22/22)
 MIN..... 37 AT PENN STATE (1/31/22)

Opponent	Date	GS	MIN	Total		3-Pointers		Free throws		Rebounds				PF	A	TO	BLK	STL	PTS	AVG
				FG-FGA	PCT	3FG-3FGA	PCT	FT-FTA	PCT	OFF	DEF	TOT	AVG							
Longwood	11/09/2021	*	21:41	3-6	.500	0-3	.000	5-6	.833	0	4	4	4.0	0	4	2	0	0	11	11.0
Kansas City	11/12/2021	*	22:56	5-10	.500	0-1	.000	0-0	.000	1	1	2	3.0	0	2	0	0	1	10	10.5
N.C. Central	11/16/2021	*	22:53	4-11	.364	1-4	.250	6-6	1.000	1	0	1	2.3	0	1	2	0	0	15	12.0
Portland St.	11/26/2021	*	19:57	5-10	.500	1-3	.333	3-3	1.000	0	2	2	2.3	0	1	1	0	1	14	12.5
at Virginia	11/29/2021	*	24:10	3-6	.500	1-1	1.000	0-0	.000	1	2	3	2.4	0	3	0	1	1	7	11.4
at Purdue	12/03/2021	*	28:09	4-13	.308	0-4	.000	7-10	.700	0	5	5	2.8	2	3	0	0	0	15	12.0
Illinois	12/06/2021	*	23:56	5-11	.455	2-2	1.000	0-1	.000	1	1	2	2.7	1	0	0	0	0	12	12.0
at Iowa St.	12/09/2021	*	25:35	2-9	.222	1-5	.200	2-2	1.000	0	4	4	2.9	1	1	1	1	0	7	11.4
vs Utah St.	12/18/2021	*	21:29	5-9	.556	1-3	.333	1-2	.500	0	6	6	3.2	1	3	1	0	2	12	11.4
Southeastern La.	12/21/2021	*	25:44	5-10	.500	2-4	.500	4-4	1.000	0	3	3	3.2	0	2	0	0	2	16	11.9
Western Ill.	12/29/2021	*	23:32	4-8	.500	1-2	.500	2-2	1.000	0	3	3	3.2	0	1	2	2	0	11	11.8
Maryland	01/03/2022	*	21:45	2-8	.250	1-2	.500	0-0	.000	2	3	5	3.3	0	0	0	0	0	5	11.3
at Wisconsin	01/06/2022	*	26:28	4-10	.400	0-2	.000	2-3	.667	1	6	7	3.6	4	3	0	1	0	10	11.2
Indiana	01/13/2022	*	19:50	1-4	.250	0-0	.000	3-4	.750	1	0	1	3.4	0	0	0	0	3	5	10.7
at Minnesota	01/16/2022	*	31:28	4-11	.364	2-5	.400	2-4	.500	0	3	3	3.4	0	1	1	0	1	12	10.8
at Rutgers	01/19/2022	*	30:45	4-12	.333	1-5	.200	2-4	.500	1	2	3	3.4	0	2	0	1	1	11	10.8
Penn St.	01/22/2022	*	27:12	4-9	.444	3-6	.500	0-0	.000	0	2	2	3.3	1	4	0	2	2	11	10.8
Purdue	01/27/2022	*	29:49	5-9	.556	1-5	.200	0-0	.000	3	1	4	3.3	1	1	0	0	0	11	10.8
at Penn St.	01/31/2022	*	37:18	6-13	.462	3-6	.500	1-2	.500	1	6	7	3.5	3	1	1	0	1	16	11.1
Minnesota	02/06/2022	*	29:00	8-14	.571	2-3	.667	0-0	.000	3	4	7	3.7	0	0	0	1	0	18	11.5
at Maryland	02/10/2022	*	22:31	2-7	.286	1-4	.250	1-2	.500	0	2	2	3.6	1	3	1	0	0	6	11.2
Nebraska	02/13/2022	*	25:01	3-10	.300	0-4	.000	3-4	.750	1	4	5	3.7	1	4	1	0	2	9	11.1
Michigan	02/17/2022	*	26:30	6-11	.545	0-2	.000	1-1	1.000	2	3	5	3.7	1	1	2	1	0	13	11.2
at Ohio St.	02/19/2022	*	19:38	2-8	.250	0-1	.000	3-5	.600	4	1	5	3.8	0	2	1	1	0	7	11.0
Michigan St.	02/22/2022	*	22:22	2-9	.222	1-2	.500	0-0	.000	0	6	6	3.9	0	0	0	1	0	5	10.8
at Nebraska	02/25/2022	*	20:44	4-9	.444	2-5	.400	0-0	.000	0	2	2	3.8	1	1	2	0	0	10	10.7
Totals			26 650:23	102-247	.413	27-84	.321	48-65	.738	23	76	99	3.8	18	44	18	12	17	279	10.7

CAREER STATISTICS

YEAR	G/GS	FG-A	PCT	3-PT	PCT	FT-A	PCT	REB	AVG	PF-FO	AST	TO	BLK	STL	PTS	AVG
Fresh.	2/0	3-10	.300	0-4	.000	0-0	.000	5	2.5	2-0	1	0	0	1	6	3.0
RS-Fresh.	31/0	60-137	.438	13-43	.302	29-41	.707	83	2.7	20-0	28	13	12	11	162	5.2
Soph.	26/26	102-247	.413	27-84	.321	48-65	.738	99	3.8	18-0	44	18	12	17	279	10.7
TOTALS	59/26	165-394	.419	40-131	.305	77-106	.726	187	3.2	40-0	73	31	24	29	447	7.6



RILEY MULVEY

#44 • Forward
6-11 • 245 • Freshman
Rotterdam, New York
St. Thomas More

SEASON HIGHS

POINTS..... 8 vs. WESTERN MICHIGAN (11/22/21)
 FGM..... 3 vs. WESTERN MICHIGAN (11/22/21)
 FGA..... 5 vs. WESTERN MICHIGAN (11/22/21)
 3-PT FGM..... 0
 3-PT FGA..... 0
 FTM..... 2, 2X, LAST vs. WESTERN MICHIGAN (11/22/21)
 FTA..... 2, 2X, LAST vs. WESTERN MICHIGAN (11/22/21)
 REB..... 5 vs. ALABAMA STATE (11/18/21)
 AST..... 1, 2X, LAST vs. SE LOUISIANA (12/21/21)
 STL..... 0
 BLK..... 1, 2X, LAST vs. WESTERN ILLINOIS (12/29/21)
 MIN..... 13 vs. WESTERN MICHIGAN (11/22/21)

CAREER HIGHS

POINTS..... 8 vs. WESTERN MICHIGAN (11/22/21)
 FGM..... 3 vs. WESTERN MICHIGAN (11/22/21)
 FGA..... 5 vs. WESTERN MICHIGAN (11/22/21)
 3-PT FGM..... 0
 3-PT FGA..... 0
 FTM..... 2, 2X, LAST vs. WESTERN MICHIGAN (11/22/21)
 FTA..... 2, 2X, LAST vs. WESTERN MICHIGAN (11/22/21)
 REB..... 5 vs. ALABAMA STATE (11/18/21)
 AST..... 1, 2X, LAST vs. SE LOUISIANA (12/21/21)
 STL..... 0
 BLK..... 1, 2X, LAST vs. WESTERN ILLINOIS (12/29/21)
 MIN..... 13 vs. WESTERN MICHIGAN (11/22/21)

Opponent	Date	GS	MIN	Total		3-Pointers		Free throws		Rebounds				PF	A	TO	BLK	STL	PTS	AVG
				FG-FGA	PCT	3FG-3FGA	PCT	FT-FTA	PCT	OFF	DEF	TOT	AVG							
Longwood	11/09/2021		10:07	0-1	.000	0-0	.000	0-0	.000	0	1	1	1.0	2	1	0	0	0	0	0.0
Kansas City	11/12/2021		05:28	0-0	.000	0-0	.000	0-0	.000	0	1	1	1.0	1	0	0	1	0	0	0.0
Alabama St.	11/18/2021		08:30	0-0	.000	0-0	.000	2-2	1.000	0	5	5	2.3	0	0	1	0	0	2	0.7
Western Mich.	11/22/2021		13:29	3-5	.600	0-0	.000	2-2	1.000	2	2	4	2.8	1	0	1	0	0	8	2.5
Portland St.	11/26/2021		02:11	0-0	.000	0-0	.000	0-0	.000	0	0	0	0.0	0	0	0	0	0	0	0.0
at Purdue	12/03/2021		02:50	0-0	.000	0-0	.000	0-0	.000	0	1	1	2.0	2	0	1	0	0	0	1.7
vs Utah St.	12/18/2021		02:09	0-0	.000	0-0	.000	0-0	.000	0	0	0	0.0	0	0	0	0	0	0	0.0
Southeastern La.	12/21/2021		04:39	1-1	1.000	0-0	.000	0-0	.000	2	0	2	1.8	1	1	0	0	0	2	1.5
Western Ill.	12/29/2021		02:15	0-0	.000	0-0	.000	0-0	.000	0	0	0	1.6	0	0	0	1	0	0	1.3
at Wisconsin	01/06/2022		05:58	1-1	1.000	0-0	.000	0-0	.000	0	1	1	1.5	1	0	0	0	0	2	1.4
Indiana	01/13/2022		01:08	0-0	.000	0-0	.000	0-0	.000	0	0	0	1.4	2	0	1	0	0	0	1.3
at Maryland	02/10/2022		03:46	0-0	.000	0-0	.000	0-0	.000	0	0	0	1.3	1	0	0	0	0	0	1.2
Nebraska	02/13/2022		02:00	0-0	.000	0-0	.000	0-0	.000	0	0	0	1.2	0	0	0	0	0	0	1.1
Michigan St.	02/22/2022		02:08	0-1	.000	0-0	.000	0-0	.000	0	0	0	1.1	0	0	0	0	0	0	1.0
Northwestern	02/28/2022		02:48	0-0	.000	0-0	.000	0-0	.000	0	0	0	1.0	0	0	0	0	0	0	0.9
Totals			0 69:26	5-9	.556	0-0	.000	4-4	1.000	4	11	15	1.0	11	2	4	2	0	14	0.9

CAREER STATISTICS

YEAR	G/GS	FG-A	PCT	3-PT	PCT	FT-A	PCT	REB	AVG	PF-FO	AST	TO	BLK	STL	PTS	AVG
Fresh.	14/0	5-9	.556	0-0	.000	4-4	1.000	15	1.0	11-0	2	4	2	0	14	0.9

GAME 30: IOWA AT MICHIGAN



KEEGAN MURRAY

#15 • Forward
6-8 • 225 • Sophomore
Cedar Rapids, Iowa
Prairie HS

SEASON HIGHS

POINTS..... 35, 2X, LAST VS. MARYLAND (1/3/22)
 FGM..... 14 VS. MARYLAND (1/3/22)
 FGA..... 23 VS. MICHIGAN (2/17/22)
 3-PT FGM..... 5 VS. MARYLAND (1/3/22)
 3-PT FGA..... 7, 2X, LAST AT PENN STATE (1/31/22)
 FTM..... 9 VS. N.C. CENTRAL (11/16/21)
 FTA..... 10, 2X, LAST AT PENN STATE (1/31/22)
 REB..... 21 VS. N.C. CENTRAL (11/16/21)
 AST..... 4 VS. ALABAMA STATE (11/18/21)
 STL..... 3, 5X, LAST VS. NEBRASKA (2/13/22)
 BLK..... 5 VS. LONGWOOD (11/9/21)
 MIN..... 39, 2X, LAST VS. MINNESOTA (2/6/22)

CAREER HIGHS

POINTS..... 35, 2X, LAST VS. MARYLAND (1/3/22)
 FGM..... 14 VS. MARYLAND (1/3/22)
 FGA..... 23 VS. MICHIGAN (2/17/22)
 3-PT FGM..... 5 VS. MARYLAND (1/3/22)
 3-PT FGA..... 7, 2X, LAST AT PENN STATE (1/31/22)
 FTM..... 9 VS. N.C. CENTRAL (11/16/21)
 FTA..... 10, 2X, LAST AT PENN STATE (1/31/22)
 REB..... 21 VS. N.C. CENTRAL (11/16/21)
 AST..... 4 VS. ALABAMA STATE (11/18/21)
 STL..... 3, 6X, LAST VS. NEBRASKA (2/13/22)
 BLK..... 5 VS. LONGWOOD (11/9/21)
 MIN..... 39, 2X, LAST VS. MINNESOTA (2/6/22)

Opponent	Date	GS	MIN	Total		3-Pointers		Free throws		Rebounds				PF	A	TO	BLK	STL	PTS	AVG	
				FG-FGA	PCT	3FG-3FGA	PCT	FT-FTA	PCT	OFF	DEF	TOT	AVG								
Longwood	11/09/2021	*	17:29	8-10	.800	3-4	.750	5-5	1.000	2	5	7	7.0	3	1	0	5	0	24	24.0	
Kansas City	11/12/2021	*	22:53	9-15	.600	1-3	.333	6-6	1.000	0	4	4	5.5	2	1	2	1	3	25	24.5	
N.C. Central	11/16/2021	*	37:17	9-19	.474	0-4	.000	9-10	.900	9	12	21	10.7	2	2	2	4	0	27	25.3	
Alabama St.	11/18/2021	*	21:47	10-16	.625	2-5	.400	4-5	.800	2	4	6	9.5	1	4	2	1	1	26	25.5	
Western Mich.	11/22/2021	*	21:21	10-14	.714	2-4	.500	7-9	.778	3	3	6	8.8	0	0	0	3	2	29	26.2	
Portland St.	11/26/2021	*	27:02	10-16	.625	1-5	.200	2-2	1.000	3	6	9	8.8	1	0	0	1	2	23	25.7	
at Virginia	11/29/2021	*	35:49	7-13	.538	1-4	.250	3-5	.600	2	7	9	8.9	1	3	2	1	0	18	24.6	
Illinois	12/06/2021	*	29:46	7-15	.467	1-4	.250	4-7	.571	1	1	2	8.0	1	0	1	2	3	19	23.9	
at Iowa St.	12/09/2021	*	37:25	4-17	.235	1-6	.167	0-0	.000	6	1	7	7.9	3	1	1	2	3	9	22.2	
vs Utah St.	12/18/2021	*	29:14	13-17	.765	2-5	.400	7-8	.875	3	4	7	7.8	1	1	1	1	2	35	23.5	
Southeastern La.	12/21/2021	*	24:17	8-13	.615	1-5	.200	3-3	1.000	3	7	10	8.0	2	1	1	0	0	20	23.2	
Western Ill.	12/29/2021	*	34:51	13-20	.650	1-4	.250	2-3	.667	2	8	10	8.2	1	3	1	3	3	29	23.7	
Maryland	01/03/2022	*	38:06	14-21	.667	5-6	.833	2-3	.667	4	4	8	8.2	1	1	1	3	1	35	24.5	
at Wisconsin	01/06/2022	*	35:17	10-16	.625	2-4	.500	5-9	.556	1	4	5	7.9	0	0	3	3	1	27	24.7	
Indiana	01/13/2022	*	22:18	5-9	.556	1-3	.333	1-2	.500	3	6	9	8.0	4	0	1	2	1	12	23.9	
at Minnesota	01/16/2022	*	36:04	11-17	.647	1-3	.333	2-3	.667	4	6	10	8.1	2	0	0	2	2	25	23.9	
at Rutgers	01/19/2022	*	35:22	5-14	.357	2-6	.333	1-2	.500	3	10	13	8.4	4	1	2	2	1	13	23.3	
Penn St.	01/22/2022	*	39:44	4-12	.333	1-7	.143	6-8	.750	2	6	8	8.4	1	2	1	3	1	15	22.8	
Purdue	01/27/2022	*	28:41	4-11	.364	2-5	.400	4-4	1.000	2	7	9	8.4	3	1	1	1	1	14	22.4	
at Penn St.	01/31/2022	*	30:42	6-18	.333	2-7	.286	7-10	.700	4	2	6	8.3	4	0	1	1	1	21	22.3	
Minnesota	02/06/2022	*	39:15	9-18	.500	2-4	.500	4-7	.571	2	13	15	8.6	1	3	1	2	1	24	22.4	
at Maryland	02/10/2022	*	29:37	12-14	.857	2-3	.667	4-7	.571	1	6	7	8.5	1	1	2	2	0	30	22.7	
Nebraska	02/13/2022	*	28:49	15-21	.714	3-4	.750	4-5	.800	3	3	6	8.4	0	0	2	2	3	37	23.3	
Michigan	02/17/2022	*	31:42	9-23	.391	1-4	.250	4-9	.444	5	2	7	8.4	2	1	3	4	1	23	23.3	
at Ohio St.	02/19/2022	*	36:03	10-17	.588	2-5	.400	2-3	.667	3	2	5	8.2	3	2	0	1	0	24	23.4	
Michigan St.	02/22/2022	*	30:08	10-15	.667	2-5	.400	6-7	.857	2	3	5	8.1	3	2	0	1	2	28	23.5	
at Nebraska	02/25/2022	*	36:07	6-13	.462	0-3	.000	3-7	.429	4	7	11	8.2	2	2	0	1	0	15	23.2	
Northwestern	02/28/2022	*	31:11	9-16	.563	2-4	.500	6-8	.750	4	14	18	8.6	3	3	1	2	2	26	23.3	
Totals			28	868:17	247-440	.561	46-126	.365	113-157	.720	83	157	240	8.6	52	36	30	56	37	653	23.3

CAREER STATISTICS

YEAR	G/GS	FG-A	PCT	3-PT	PCT	FT-A	PCT	REB	AVG	PF-FO	AST	TO	BLK	STL	PTS	AVG
Fresh.	31/4	84-166	.506	16-54	.296	40-53	.755	158	5.1	58-1	17	20	39	26	224	7.2
Soph.	28/28	247-440	.561	46-126	.365	113-157	.720	240	8.6	52-0	36	30	56	37	653	23.3
TOTALS	59/32	331-606	.546	62-180	.344	153-210	.729	398	6.7	110-1	53	50	95	63	877	14.9



KRIS MURRAY

#24 • Forward
6-8 • 225 • Sophomore
Cedar Rapids, Iowa
Prairie HS

SEASON HIGHS

POINTS..... 29 VS. INDIANA (1/13/22)
 FGM..... 12 VS. INDIANA (1/13/22)
 FGA..... 18 VS. INDIANA (1/13/22)
 3-PT FGM..... 3, 4X, LAST VS. MICHIGAN STATE (2/22/22)
 3-PT FGA..... 6 VS. PURDUE (1/27/22)
 FTM..... 9 VS. PURDUE (1/27/22)
 FTA..... 9 VS. PURDUE (1/27/22)
 REB..... 11 VS. INDIANA (1/13/22)
 AST..... 3 AT PENN STATE (1/31/22)
 STL..... 3 VS. INDIANA (1/13/22)
 BLK..... 3 VS. INDIANA (1/13/22)
 MIN..... 29 VS. INDIANA (1/13/22)

CAREER HIGHS

POINTS..... 29 VS. INDIANA (1/13/22)
 FGM..... 12 VS. INDIANA (1/13/22)
 FGA..... 18 VS. INDIANA (1/13/22)
 3-PT FGM..... 3, 4X, LAST VS. MICHIGAN STATE (2/22/22)
 3-PT FGA..... 6 VS. PURDUE (1/27/22)
 FTM..... 9 VS. PURDUE (1/27/22)
 FTA..... 9 VS. PURDUE (1/27/22)
 REB..... 11 VS. INDIANA (1/13/22)
 AST..... 3 AT PENN STATE (1/31/22)
 STL..... 3 VS. INDIANA (1/13/22)
 BLK..... 3 VS. INDIANA (1/13/22)
 MIN..... 29 VS. INDIANA (1/13/22)

Opponent	Date	GS	MIN	Total		3-Pointers		Free throws		Rebounds				PF	A	TO	BLK	STL	PTS	AVG
				FG-FGA	PCT	3FG-3FGA	PCT	FT-FTA	PCT	OFF	DEF	TOT	AVG							
Longwood	11/09/2021		17:23	7-9	.778	2-4	.500	0-1	.000	2	5	7	7.0	2	1	1	1	1	16	16.0
Kansas City	11/12/2021		12:29	3-7	.429	0-0	.000	0-2	.000	2	3	5	6.0	1	1	0	1	0	6	11.0
Alabama St.	11/18/2021		17:24	6-10	.600	3-5	.600	2-3	.667	6	2	8	6.7	2	2	1	0	0	17	13.0
Western Mich.	11/22/2021		22:57	3-6	.500	2-3	.667	4-4	1.000	1	7	8	7.0	1	0	0	1	2	12	12.8
Portland St.	11/26/2021		19:45	5-9	.556	2-2	1.000	1-2	.500	3	3	6	6.8	1	2	0	1	1	13	12.8
at Virginia	11/29/2021		17:00	2-7	.286	2-4	.500	0-0	.000	1	1	2	6.0	1	0	1	0	0	6	11.7
at Purdue	12/03/2021	*	25:51	5-10	.500	2-4	.500	0-0	.000	0	4	4	5.7	4	0	1	0	1	12	11.7
Illinois	12/06/2021		16:54	3-8	.375	0-3	.000	2-2	1.000	2	3	5	5.6	2	2	0	0	0	8	11.3
at Iowa St.	12/09/2021		15:55	2-6	.333	0-3	.000	0-0	.000	3	3	6	5.7	3	1	1	2	2	4	10.4
vs Utah St.	12/18/2021		19:11	6-8	.750	3-4	.750	2-4	.500	2	2	4	5.5	3	2	0	1	2	17	11.1
Southeastern La.	12/21/2021		10:15	0-3	.000	0-2	.000	1-2	.500	1	0	1	5.1	1	1	0	1	0	1	10.2
Western Ill.	12/29/2021		13:03	3-7	.429	0-0	.000	0-0	.000	3	1	4	5.0	3	0	2	2	0	6	9.8
Maryland	01/03/2022		09:33	0-2	.000	0-2	.000	1-2	.500	0	1	1	4.7	1	1	1	1	0	1	9.2
at Wisconsin	01/06/2022		20:41	5-10	.500	2-5	.400	0-0	.000	0	3	3	4.6	3	2	1	2	2	12	9.4
Indiana	01/13/2022		29:16	12-18	.667	2-5	.400	3-4	.750	6	5	11	5.0	2	2	1	3	3	29	10.7
at Minnesota	01/16/2022		11:19	2-4	.500	0-2	.000	1-3	.333	1	1	2	4.8	2	1	1	1	0	5	10.3
at Rutgers	01/19/2022		10:48	0-5	.000	0-3	.000	0-0	.000	0	0	0	4.5	2	0	0	0	0	0	9.7
Penn St.	01/22/2022		20:18	3-5	.600	3-5	.600	4-6	.667	2	2	4	4.5	2	1	0	2	0	13	9.9
Purdue	01/27/2022		24:16	6-15	.400	2-6	.333	9-9	1.000	3	2	5	4.5	5	0	1	0	1	23	10.6
at Penn St.	01/31/2022		25:29	3-7	.429	1-3	.333	1-3	.333	1	3	4	4.5	4	3	3	1	0	8	10.5
Minnesota	02/06/2022		14:41	1-5	.200	1-2	.500	0-0	.000	1	1	2	4.4	3	2	0	2	0	3	10.1
at Maryland	02/10/2022		13:01	2-3	.667	1-2	.500	3-4	.750	2	3	5	4.4	1	1	1	2	8	10.0	
Nebraska	02/13/2022		19:32	5-7	.714	1-2	.500	1-1	1.000	1	6	7	4.5	4	1	0	2	0	12	10.1
Michigan	02/17/2022		13:51	3-7	.429	1-3	.333	1-2	.500	0	1	1	4.4	5	0	0	0	1	8	10.0
at Ohio St.	02/19/2022		26:52	4-13	.308	1-5	.200	2-2	1.000	3	5	8	4.5	1	2	1	1	0	11	10.0
Michigan St.	02/22/2022		16:38	4-8	.500	3-5	.600	0-0	.000	0	3	3	4.5	2	0	1	0	0	11	10.1
at Nebraska	02/25/2022		19:31	5-10	.500	1-4	.250													

GAME 30: IOWA AT MICHIGAN



JOSH OGUNDELE

#23 • Center
6-11 • 265 • Sophomore
 London, England
 Worcester Academy (MA)

SEASON HIGHS

POINTS..... 7 AT PURDUE (12/3/21)
 FGM..... 3 AT PURDUE (12/3/21)
 FGA..... 4 AT PURDUE (12/3/21)
 3-PT FGM.....
 3-PT FGA.....
 FTM..... 1, 3X, LAST AT WISCONSIN (1/6/22)
 FTA..... 3, 2X, LAST AT PURDUE (12/3/21)
 REB..... 5 AT PURDUE (12/3/21)
 AST.....
 STL..... 2 VS. PORTLAND STATE (11/26/21)
 BLK..... 2 VS. ILLINOIS (12/6/21)
 MIN..... 16 AT PURDUE (12/3/21)

CAREER HIGHS

POINTS..... 7 AT PURDUE (12/3/21)
 FGM..... 3 AT PURDUE (12/3/21)
 FGA..... 4 AT PURDUE (12/3/21)
 3-PT FGM.....
 3-PT FGA.....
 FTM..... 1, 4X, LAST AT PURDUE (12/3/21)
 FTA..... 3, 2X, LAST AT PURDUE (12/3/21)
 REB..... 5 AT PURDUE (12/3/21)
 AST.....
 STL..... 2 VS. PORTLAND STATE (11/26/21)
 BLK..... 2 VS. ILLINOIS (12/6/21)
 MIN..... 16 AT PURDUE (12/3/21)

Opponent	Date	GS	MIN	Total		3-Pointers		Free throws		Rebounds				PF	A	TO	BLK	STL	PTS	AVG
				FG-FGA	PCT	3FG-3FGA	PCT	FT-FTA	PCT	OFF	DEF	TOT	AVG							
Kansas City	11/12/2021		05:28	1-2	.500	0-0	.000	0-0	.000	0	3	3	3.0	0	0	0	1	0	2	2.0
N.C. Central	11/16/2021		00:51	0-0	.000	0-0	.000	0-0	.000	0	1	1	2.0	2	0	0	0	0	0	1.0
Alabama St.	11/18/2021		07:57	0-0	.000	0-0	.000	0-0	.000	1	1	2	2.0	0	0	2	0	0	0	0.7
Portland St.	11/26/2021		04:01	0-1	.000	0-0	.000	1-3	.333	1	1	2	2.0	0	0	0	0	2	1	0.8
at Purdue	12/03/2021		16:20	3-4	.750	0-0	.000	1-3	.333	1	4	5	2.6	3	0	1	0	0	7	2.0
Illinois	12/06/2021		01:54	0-0	.000	0-0	.000	0-0	.000	0	0	0	2.2	0	0	0	2	0	0	1.7
at Iowa St.	12/09/2021		02:12	0-0	.000	0-0	.000	0-0	.000	0	0	0	1.9	1	0	0	1	0	0	1.4
vs Utah St.	12/18/2021		02:24	1-1	1.000	0-0	.000	0-0	.000	0	0	0	1.6	0	0	0	0	0	2	1.5
Southeastern La.	12/21/2021		00:53	0-0	.000	0-0	.000	0-0	.000	0	0	0	1.4	0	0	1	0	0	0	1.3
at Wisconsin	01/06/2022		04:20	1-2	.500	0-0	.000	1-1	1.000	1	0	1	1.4	1	0	0	1	0	3	1.5
Indiana	01/13/2022		07:26	0-2	.000	0-0	.000	0-0	.000	0	0	0	1.3	3	0	0	0	0	0	1.4
Purdue	01/27/2022		04:30	1-1	1.000	0-0	.000	0-0	.000	0	1	1	1.3	2	0	0	0	0	2	1.4
at Maryland	02/10/2022		03:46	1-1	1.000	0-0	.000	0-0	.000	0	1	1	1.2	2	0	1	0	0	2	1.5
Nebraska	02/13/2022		03:23	1-2	.500	0-0	.000	0-0	.000	0	0	0	1.1	0	0	0	0	0	2	1.5
Michigan	02/17/2022		04:21	0-0	.000	0-0	.000	0-0	.000	0	1	1	1.1	0	0	0	0	0	0	1.4
Michigan St.	02/22/2022		03:35	0-0	.000	0-0	.000	0-0	.000	0	1	1	1.1	1	0	0	0	1	0	1.3
Northwestern	02/28/2022		03:53	0-0	.000	0-0	.000	0-0	.000	1	0	1	1.1	0	0	1	0	0	0	1.2
Totals		0	77:14	9-16	.563	0-0	.000	3-7	.429	5	14	19	1.1	15	0	6	5	3	21	1.2

CAREER STATISTICS

YEAR	G/GS	FG-A	PCT	3-PT	PCT	FT-A	PCT	REB	AVG	PF-FO	AST	TO	BLK	STL	PTS	AVG
Fresh.	8/0	3-6	.500	0-0	.000	1-4	.250	8	1.0	5-0	0	0	0	0	7	0.9
Soph.	17/0	9-16	.563	0-0	.000	3-7	.429	19	1.1	14-0	0	6	5	3	19	1.2
TOTALS	25/0	12-22	.545	0-0	.000	4-11	.364	27	1.1	19-0	0	6	5	3	26	1.1



TONY PERKINS

#11 • Guard
6-4 • 210 • Sophomore
 Indianapolis, Ind.
 Lawrence North

SEASON HIGHS

POINTS..... 20 AT NEBRASKA (2/25/22)
 FGM..... 8 AT NEBRASKA (2/25/22)
 FGA..... 11 AT PURDUE (12/3/21)
 3-PT FGM..... 2, 3X, LAST AT NEBRASKA (2/25/22)
 3-PT FGA..... 4 VS. UTAH STATE (12/18/21)
 FTM..... 4, 2X, LAST VS. WESTERN MICHIGAN (11/22/21)
 FTA..... 4, 3X, LAST VS. WESTERN MICHIGAN (11/22/21)
 REB..... 5, 2X, LAST AT NEBRASKA (2/25/22)
 AST..... 5 VS. MICHIGAN (2/17/22)
 STL..... 5 VS. NORTHWESTERN (2/28/22)
 BLK..... 1, 3X, LAST AT NEBRASKA (2/25/22)
 MIN..... 26, 2X, LAST AT NEBRASKA (2/25/22)

CAREER HIGHS


POINTS..... 20 AT NEBRASKA (2/25/22)
 FGM..... 8 AT NEBRASKA (2/25/22)
 FGA..... 11 AT PURDUE (12/3/21)
 3-PT FGM..... 2, 3X, LAST AT NEBRASKA (2/25/22)
 3-PT FGA..... 4 VS. UTAH STATE (12/18/21)
 FTM..... 4, 2X, LAST VS. WESTERN MICHIGAN (11/22/21)
 FTA..... 4, 4X, LAST VS. WESTERN MICHIGAN (11/22/21)
 REB..... 7 VS. N. ILLINOIS (12/13/20)
 AST..... 5 VS. MICHIGAN (2/17/22)
 STL..... 5 VS. NORTHWESTERN (2/28/22)
 BLK..... 1, 4X, LAST AT NEBRASKA (2/25/22)
 MIN..... 26, 2X, LAST AT NEBRASKA (2/25/22)

Opponent	Date	GS	MIN	Total		3-Pointers		Free throws		Rebounds				PF	A	TO	BLK	STL	PTS	AVG
				FG-FGA	PCT	3FG-3FGA	PCT	FT-FTA	PCT	OFF	DEF	TOT	AVG							
Longwood	11/09/2021		19:04	1-7	.143	0-2	.000	4-4	1.000	1	4	5	5.0	3	2	2	1	0	6	6.0
Kansas City	11/12/2021		14:00	1-3	.333	0-0	.000	3-3	1.000	1	2	3	4.0	2	0	2	0	3	5	5.5
N.C. Central	11/16/2021		19:52	4-7	.571	2-2	1.000	3-4	.750	1	1	2	3.3	1	1	0	0	3	13	8.0
Alabama St.	11/18/2021		15:53	2-6	.333	1-3	.333	0-0	.000	1	1	2	3.0	0	3	0	0	0	5	7.3
Western Mich.	11/22/2021		16:51	5-6	.833	1-1	1.000	4-4	1.000	0	0	2	4.2	1	0	0	2	15	8.8	
Portland St.	11/26/2021		13:13	4-6	.667	0-0	.000	2-2	1.000	1	1	2	2.3	2	0	2	0	0	10	9.0
at Virginia	11/29/2021		09:18	2-3	.667	0-0	.000	0-0	.000	0	1	1	2.1	1	0	1	0	1	4	8.3
at Purdue	12/03/2021		22:41	5-11	.455	1-2	.500	3-3	1.000	1	1	2	2.1	2	1	2	0	2	14	9.0
Illinois	12/06/2021		23:52	6-8	.750	2-3	.667	2-3	.667	0	0	0	1.9	3	0	0	0	1	16	9.8
at Iowa St.	12/09/2021		25:42	3-10	.300	0-3	.000	3-3	1.000	1	0	1	1.8	3	1	0	0	1	9	9.7
vs Utah St.	12/18/2021		18:23	0-5	.000	0-4	.000	2-2	1.000	0	3	3	1.9	2	4	0	1	2	2	9.0
Southeastern La.	12/21/2021		19:27	3-8	.375	1-3	.333	1-2	.500	1	0	1	1.8	1	1	1	0	1	8	8.9
Western Ill.	12/29/2021		21:21	2-4	.500	0-0	.000	0-0	.000	0	3	3	1.9	1	2	1	0	0	4	8.5
Maryland	01/03/2022		13:37	2-6	.333	0-2	.000	2-2	1.000	0	2	2	1.9	3	2	1	0	1	6	8.4
at Wisconsin	01/06/2022		10:58	0-4	.000	0-1	.000	0-0	.000	1	0	1	1.9	2	1	0	0	0	0	7.8
Indiana	01/13/2022		11:18	3-5	.600	0-0	.000	2-2	1.000	0	1	1	1.8	1	1	3	0	1	8	7.8
at Minnesota	01/16/2022		12:14	2-3	.667	0-0	.000	1-1	1.000	0	2	2	1.8	1	1	1	0	0	5	7.6
at Rutgers	01/19/2022		09:30	0-2	.000	0-1	.000	0-0	.000	0	0	0	1.7	1	0	1	0	1	0	7.2
Penn St.	01/22/2022		14:36	2-7	.286	0-3	.000	0-0	.000	3	1	4	1.8	3	0	0	0	0	4	7.1
Purdue	01/27/2022		15:47	1-5	.200	0-1	.000	0-0	.000	1	1	2	1.9	3	1	0	0	0	2	6.8
at Penn St.	01/31/2022		16:10	2-4	.500	0-0	.000	0-0	.000	1	1	2	1.9	1	1	1	0	1	4	6.7
Minnesota	02/06/2022	*	18:22	1-4	.250	0-1	.000	0-0	.000	0	0	0	1.8	0	1	3	0	0	2	6.5
at Maryland	02/10/2022	*	15:51	2-4	.500	0-0	.000	1-2	.500	1	3	4	1.9	0	3	1	0	1	5	6.4
Nebraska	02/13/2022	*	10:45	2-3	.667	0-1	.000	0-0	.000	0	0	0	1.8	2	0	0	0	0	4	6.3
Michigan	02/17/2022	*	15:08	2-4	.500	0-0	.000	0-0	.000	0	2	2	1.8	1	5	0	0	0	4	6.2
at Ohio St.	02/19/2022	*	09:41	2-6	.333	0-0	.000	0-0	.000	1	2	3	1.8	2	0	0	0	0	4	6.1
Michigan St.	02/22/2022	*	17:22	1-5	.200	0-1	.000	3-3	1.000	1	1	2	1.9	0	2	1	0	1	5	6.1
at Nebraska	02/25/2022	*	26:12	8-10	.800	2-2	1.000	2-2	1.000	2	3	5	2.0	1	0	0	1	0	20	6.6
Northwestern	02/28/2022	*	21:34	3-7	.429	0-1	.000	0-1	.000	1	3	4	2.0	3	0	0	0	5	6	6.6
Totals		8	478:42	71-163	.436	10-37	.270	38-43	.884	20	39	59	2.0	47	34	23	3	27	190	6.6

CAREER STATISTICS

YEAR	G/GS	FG-A	PCT	3-PT	PCT	FT-A	PCT	REB	AVG	PF-FO	AST	TO	BLK	STL	PTS	AVG
Fresh.	24/0	15-33	.455	1-3	.333	7-15	.467	31	1.3	21-0	16	3	1	5	38	1.6
Soph.	29/8	71-163	.436	10-37	.270	38-43	.884	59	2.0	47-0	34	23	3	27	190	6.6
TOTALS	53/8	86-196	.439	11-40	.275	45-58	.776	90	1.7	68-0	50	26	4	32	228	4.3

GAME 30: IOWA AT MICHIGAN



FILIP REBRACA

#0 • Forward
6-9 • 230 • Senior
Sombor, Serbia
Univ. of North Dakota

SEASON HIGHS

POINTS..... 13 vs. MARYLAND (1/3/22)
 FGM..... 6, 2X, LAST AT MINNESOTA (1/16/22)
 FGA..... 10 AT RUTGERS (1/19/22)
 3-PT FGM..... 1 vs. ALABAMA STATE (11/18/21)
 3-PT FGA..... 1, 6X, LAST vs. NEBRASKA (2/13/22)
 FTM..... 4, 2X, LAST vs. MICHIGAN STATE (2/22/22)
 FTA..... 7 vs. N.C. CENTRAL (11/16/21)
 REB..... 13 vs. KANSAS CITY (11/12/21)
 AST..... 3 vs. MICHIGAN (2/17/22)
 STL..... 3 AT MINNESOTA (1/16/22)
 BLK..... 2, 5X, LAST vs. MICHIGAN STATE (2/22/22)
 MIN..... 34 AT RUTGERS (1/19/22)

CAREER HIGHS

POINTS..... 26 vs. SOUTH DAKOTA, 12/10/20
 FGM..... 11 AT ORAL ROBERTS, 1/8/21
 FGA..... 21 AT OMAHA, 2/26/20
 3-PT FGM..... 2, 8X, LAST vs. OMAHA, 2/20/21
 3-PT FGA..... 5 AT SOUTH DAKOTA STATE, 2/9/19
 FTM..... 11 vs. WESTERN ILLINOIS, 1/29/21
 FTA..... 12 vs. WESTERN ILLINOIS, 1/29/21
 REB..... 16 AT DENVER, 1/2/20
 AST..... 5, 2X, LAST AT FLORIDA GULF COAST, 11/29/19
 STL..... 4 AT ORAL ROBERTS, 1/9/21
 BLK..... 8 AT MILWAUKEE, 11/19/19
 MIN..... 41 vs. NORTH DAKOTA STATE, 1/16/21

Opponent	Date	GS	MIN	Total		3-Pointers		Free throws		Rebounds				PF	A	TO	BLK	STL	PTS	AVG		
				FG-FGA	PCT	3FG-3FGA	PCT	FT-FTA	PCT	OFF	DEF	TOT	AVG									
Longwood	11/09/2021	*	16:09	1-3	.333	0-0	.000	0-0	.000	0	5	5	5.0	1	1	1	0	0	2	2.0		
Kansas City	11/12/2021	*	22:48	4-5	.800	0-0	.000	1-2	.500	3	10	13	9.0	1	1	0	1	1	9	5.5		
N.C. Central	11/16/2021	*	23:47	2-2	1.000	0-0	.000	4-7	.571	4	2	6	8.0	4	0	1	0	0	8	6.3		
Alabama St.	11/18/2021	*	17:26	2-2	1.000	1-1	1.000	0-0	.000	2	6	8	8.0	1	1	0	1	0	5	6.0		
Western Mich.	11/22/2021	*	17:39	2-5	.400	0-1	.000	2-2	1.000	2	3	5	7.4	1	0	1	1	0	6	6.0		
Portland St.	11/26/2021	*	17:28	2-5	.400	0-0	.000	1-2	.500	2	7	9	7.7	1	0	3	2	1	5	5.8		
at Virginia	11/29/2021	*	28:21	4-4	1.000	0-0	.000	0-3	.000	2	1	3	7.0	2	0	0	0	0	8	6.1		
at Purdue	12/03/2021	*	20:04	1-2	.500	0-0	.000	1-2	.500	0	1	1	6.3	5	0	0	0	0	3	5.8		
Illinois	12/06/2021	*	21:12	1-4	.250	0-1	.000	1-2	.500	2	6	8	6.4	4	2	1	0	0	3	5.4		
at Iowa St.	12/09/2021	*	21:10	2-3	.667	0-0	.000	3-4	.750	1	3	4	6.2	3	1	2	0	0	7	5.6		
vs Utah St.	12/18/2021	*	21:12	3-5	.600	0-0	.000	1-2	.500	1	3	4	6.0	3	0	1	1	0	7	5.7		
Southeastern La.	12/21/2021	*	19:10	2-7	.286	0-0	.000	1-2	.500	1	8	9	6.3	2	2	2	2	0	5	5.7		
Western Ill.	12/29/2021	*	16:30	2-3	.667	0-0	.000	1-2	.500	0	4	4	6.1	0	0	1	0	0	5	5.6		
Maryland	01/03/2022	*	29:22	6-8	.750	0-1	.000	1-3	.333	2	6	8	6.2	3	1	0	0	0	13	6.1		
at Wisconsin	01/06/2022	*	11:36	1-2	.500	0-0	.000	0-0	.000	0	1	1	5.9	2	0	0	0	0	2	5.9		
Indiana	01/13/2022	*	19:52	2-3	.667	0-0	.000	0-0	.000	1	3	4	5.8	4	1	0	2	0	4	5.8		
at Minnesota	01/16/2022	*	32:21	6-11	.545	0-1	.000	0-0	.000	6	6	12	6.1	2	1	1	2	3	12	6.1		
at Rutgers	01/19/2022	*	33:40	4-10	.400	0-0	.000	0-1	.000	4	6	10	6.3	3	0	1	0	2	8	6.2		
Penn St.	01/22/2022	*	19:58	4-5	.800	0-0	.000	0-0	.000	0	5	5	6.3	2	0	1	0	0	8	6.3		
Purdue	01/27/2022	*	11:02	1-2	.500	0-0	.000	0-0	.000	1	0	1	6.0	1	0	1	0	2	6.1			
at Penn St.	01/31/2022	*	31:60	4-5	.800	0-0	.000	3-3	1.000	3	3	6	6.0	3	0	1	1	1	11	6.3		
Minnesota	02/06/2022	*	25:30	2-3	.667	0-0	.000	0-0	.000	1	1	2	5.8	1	1	0	0	1	4	6.2		
at Maryland	02/10/2022	*	21:30	2-3	.667	0-0	.000	2-2	1.000	3	4	7	5.9	2	1	2	0	1	6	6.2		
Nebraska	02/13/2022	*	21:42	2-7	.286	0-1	.000	0-0	.000	0	6	6	5.9	1	1	1	0	1	4	6.1		
Michigan	02/17/2022	*	23:57	5-9	.556	0-0	.000	2-3	.667	4	2	6	5.9	4	3	2	0	0	12	6.4		
at Ohio St.	02/19/2022	*	16:00	2-3	.667	0-0	.000	1-2	.500	2	3	5	5.8	4	0	3	0	0	5	6.3		
Michigan St.	02/22/2022	*	22:10	0-2	.000	0-0	.000	4-4	1.000	3	4	7	5.9	2	1	1	2	0	4	6.2		
at Nebraska	02/25/2022	*	24:22	2-7	.286	0-0	.000	2-2	1.000	3	0	3	5.8	1	0	2	1	0	6	6.2		
Northwestern	02/28/2022	*	18:11	0-4	.000	0-0	.000	1-2	.500	4	1	5	5.8	1	1	0	1	0	1	6.0		
Totals				29	626:09	71-134	.530	1-6	.167	32-52	.615	57	110	167	5.8	64	19	28	18	11	175	6.0

CAREER STATISTICS

YEAR	G/GS	FG-A	PCT	3-PT	PCT	FT-A	PCT	REB	AVG	PF-FO	AST	TO	BLK	STL	PTS	AVG
Fresh.	29/16	96-180	.533	10-28	.357	31-52	.596	172	5.9	75-1	18	43	26	15	233	8.0
Soph.	32/32	190-328	.579	1-9	.111	78-117	.667	285	8.9	79-0	51	75	33	18	459	14.3
Junior	26/26	174-344	.506	15-41	.366	74-122	.607	197	7.6	69-3	31	61	17	16	437	16.8
Senior	29/29	71-134	.530	1-6	.167	32-52	.615	167	5.8	64-1	19	28	18	11	175	6.0
TOTALS	116/103	531-986	.539	27-84	.321	215-343	.627	821	7.1	287-5	119	207	94	60	1,304	11.2



PAYTON SANDFORT

#20 • Guard
6-7 • 215 • Freshman
Waukee, Iowa
Waukee HS

SEASON HIGHS

POINTS..... 21 vs. ALABAMA STATE (11/18/21)
 FGM..... 7 vs. ALABAMA STATE (11/18/21)
 FGA..... 15 vs. ALABAMA STATE (11/18/21)
 3-PT FGM..... 5, 2X, LAST vs. WESTERN MICHIGAN (11/22/21)
 3-PT FGA..... 12 vs. ALABAMA STATE (11/18/21)
 FTM..... 2, 6X, LAST vs. NORTHWESTERN (2/28/22)
 FTA..... 2, 6X, LAST vs. NORTHWESTERN (2/28/22)
 REB..... 8 vs. NEBRASKA (2/13/22)
 AST..... 2, 4X, LAST AT MINNESOTA (1/16/22)
 STL..... 1, 4X, LAST vs. WESTERN ILLINOIS (12/29/21)
 BLK..... 1, 4X, LAST vs. MINNESOTA (2/6/22)
 MIN..... 21 vs. ALABAMA STATE (11/18/21)

CAREER HIGHS

POINTS..... 21 vs. ALABAMA STATE (11/18/21)
 FGM..... 7 vs. ALABAMA STATE (11/18/21)
 FGA..... 15 vs. ALABAMA STATE (11/18/21)
 3-PT FGM..... 5, 2X, LAST vs. WESTERN MICHIGAN (11/22/21)
 3-PT FGA..... 12 vs. ALABAMA STATE (11/18/21)
 FTM..... 2, 6X, LAST vs. NORTHWESTERN (2/28/22)
 FTA..... 2, 6X, LAST vs. NORTHWESTERN (2/28/22)
 REB..... 8 vs. NEBRASKA (2/13/22)
 AST..... 2, 4X, LAST AT MINNESOTA (1/16/22)
 STL..... 1, 4X, LAST vs. WESTERN ILLINOIS (12/29/21)
 BLK..... 1, 4X, LAST vs. MINNESOTA (2/6/22)
 MIN..... 21 vs. ALABAMA STATE (11/18/21)

Opponent	Date	GS	MIN	Total		3-Pointers		Free throws		Rebounds				PF	A	TO	BLK	STL	PTS	AVG
				FG-FGA	PCT	3FG-3FGA	PCT	FT-FTA	PCT	OFF	DEF	TOT	AVG							
Longwood	11/09/2021		15:46	3-10	.300	2-7	.286	0-0	.000	1	1	2	2.0	1	2	0	0	0	8	8.0
Kansas City	11/12/2021		13:07	2-5	.400	0-3	.000	2-2	1.000	0	0	0	1.0	0	1	0	0	0	6	7.0
N.C. Central	11/16/2021		08:41	0-1	.000	0-1	.000	0-0	.000	0	1	1	1.0	0	1	0	0	0	0	4.7
Alabama St.	11/18/2021		20:45	7-15	.467	5-12	.417	2-2	1.000	1	1	2	1.3	2	2	0	0	0	21	8.8
Western Mich.	11/22/2021		16:15	6-10	.600	5-7	.714	2-2	1.000	1	2	3	1.6	0	0	0	1	1	19	10.8
Portland St.	11/26/2021		20:01	1-5	.200	0-4	.000	2-2	1.000	1	1	2	1.7	2	1	2	0	0	4	9.7
at Virginia	11/29/2021		03:01	0-1	.000	0-1	.000	0-0	.000	0	0	0	1.4	0	0	0	1	0	0	8.3
at Purdue	12/03/2021		07:19	0-2	.000	0-2	.000	1-2	.500	1	0	1	1.4	0	1	2	0	1	1	7.4
Illinois	12/06/2021		10:14	2-3	.667	1-2	.500	0-0	.000	1	0	1	1.3	0	0	0	1	0	5	7.1
at Iowa St.	12/09/2021		05:22	0-3	.000	0-2	.000	0-0	.000	0	0	0	1.2	0	0	1	0	0	0	6.4
vs Utah St.	12/18/2021		07:44	0-3	.000	0-1	.000	0-0	.000	1	2	3	1.4	4	1	0	0	0	0	5.8
Southeastern La.	12/21/2021		17:25	3-9	.333	2-7	.286	2-2	1.000	0	2	2	1.4	1	1	1	0	1	10	6.2
Western Ill.	12/29/2021		16:30	5-7	.714	3-3	1.000	0-0	.000	4	1	5	1.7	1	0	0	0	1	13	6.7
Maryland	01/03/2022		01:54	0-0	.000	0-0	.000	0-0	.000	0	0	0	1.6	0	0	0	0	0	0	6.2
at Wisconsin	01/06/2022		06:52	0-2	.000	0-1	.000	0-0	.000	1	0	1	1.5	1	2	1	0	0	0	5.8
Indiana	01/13/2022		01:08	0-0	.000	0-0	.000	0-0	.000	0	0	0	1.4	0	0	0	0	0	0	5.4
at Minnesota	01/16/2022		08:32	1-2	.500	0-1	.000	0-0	.000	0	1	1	1.4	2	2	0	0	0	2	5.2
at Rutgers	01/19/2022		03:08	0-1	.000	0-0	.000	0-0	.000	0	0	0	1.3	0	0	0	0	0	0	4.9
Purdue	01/27/2022		05:55	1-3	.333	1-1	1.000	0-0	.000	0	0	0	1.3	1	1	0	0	0	3	4.8
at Penn St.	01/31/2022		11:14	2-4	.500	1-3	.333	0-0	.000	0	1	1	1.3	1	0	0	0	0	5	4.9
Minnesota	02/06/2022		10:12	2-4	.500	1-3	.333	0-0	.000	0	3	3	1.3	1	1	0	1	0	5	4.9
at Maryland	02/10/2022		14:05	3-4	.750	3-3	1.000	0-0	.000	2	1	3	1.4	2	0	1	0	0	9	5.0
Nebraska	02/13/2022		16:53	5-8	.625	2-4	.500	0-0	.000	2	6	8	1.7	4	1	1	0	0	12	5.3
Michigan	02/17/2022		13:40	1-6	.167	0-4	.000	0-0	.000	1	2	3	1.8	0	0	1				

GAME 30: IOWA AT MICHIGAN



JOE TOUSSAINT

#2 • Guard
6-0 • 190 • Junior
Bronx, New York
Cardinal Hayes

SEASON HIGHS

POINTS..... 11 vs. ALABAMA STATE (11/18/21)
 FGM..... 4, 4X, LAST AT MINNESOTA (1/16/22)
 FGA..... 8, 2X, LAST AT MINNESOTA (1/16/22)
 3-PT FGM..... 2 vs. ALABAMA STATE (11/18/21)
 3-PT FGA..... 2, 8X, LAST AT OHIO STATE (2/19/22)
 FTM..... 4 vs. PURDUE (1/27/22)
 FTA..... 5 vs. PURDUE (1/27/22)
 REB..... 5, 2X, LAST AT PENN STATE (1/31/22)
 AST..... 11 vs. ALABAMA STATE (11/18/21)
 STL..... 4, 2X, LAST vs. PURDUE (1/27/22)
 BLK.....
 MIN..... 34 AT RUTGERS (1/19/22)

CAREER HIGHS

POINTS..... 18 vs. PENN STATE (1/4/20)
 FGM..... 7 AT NEBRASKA (1/7/20)
 FGA..... 18 AT NEBRASKA (1/7/20)
 3-PT FGM..... 2, 5X, LAST vs. ALABAMA STATE (11/18/21)
 3-PT FGA..... 5 AT NEBRASKA (1/7/20)
 FTM..... 9 vs. SAN DIEGO STATE (11/29/19)
 FTA..... 9 vs. SAN DIEGO STATE (11/29/19)
 REB..... 8 vs. CAL POLY (11/24/19)
 AST..... 11 vs. ALABAMA STATE (11/18/21)
 STL..... 6 AT MARYLAND (1/7/21)
 BLK..... 1, 3X, LAST vs. W. ILLINOIS (12/3/20)
 MIN..... 34, 2X, LAST AT RUTGERS (1/19/22)

Opponent	Date	GS	MIN	Total		3-Pointers		Free throws		Rebounds				PF	A	TO	BLK	STL	PTS	AVG	
				FG-FGA	PCT	3FG-3FGA	PCT	FT-FTA	PCT	OFF	DEF	TOT	AVG								
Longwood	11/09/2021	*	16:09	3-4	1.000	1-1	1.000	2-2	1.000	0	0	0	0.0	2	4	0	0	4	9	9.0	
Kansas City	11/12/2021	*	20:23	2-4	.500	0-1	.000	0-0	.000	0	1	1	0.5	0	6	2	0	2	4	6.5	
N.C. Central	11/16/2021	*	18:29	1-5	.200	0-1	.000	0-0	.000	1	1	2	1.0	1	2	0	0	0	2	5.0	
Alabama St.	11/18/2021	*	24:07	4-6	.667	2-2	1.000	1-1	1.000	2	1	3	1.5	0	11	2	0	2	11	6.5	
Western Mich.	11/22/2021	*	17:03	3-6	.500	0-0	.000	0-0	.000	0	1	1	1.4	2	4	1	0	3	6	6.4	
Portland St.	11/26/2021	*	13:12	1-4	.250	0-0	.000	0-0	.000	0	0	0	1.2	2	3	3	0	1	2	5.7	
at Virginia	11/29/2021	*	26:02	4-7	.571	0-1	.000	2-2	1.000	0	3	3	1.4	2	0	0	0	0	10	6.3	
at Purdue	12/03/2021	*	15:34	3-4	.750	1-1	1.000	0-0	.000	0	2	2	1.5	3	4	1	0	1	7	6.4	
Illinois	12/06/2021	*	15:58	1-7	.143	0-2	.000	0-0	.000	2	0	2	1.6	1	3	1	0	1	2	5.9	
at Iowa St.	12/09/2021	*	12:04	0-1	.000	0-0	.000	0-0	.000	0	1	1	1.5	1	0	1	0	0	0	5.3	
vs Utah St.	12/18/2021	*	18:28	2-2	1.000	0-0	.000	0-0	.000	1	0	1	1.5	2	2	3	0	0	4	5.2	
Southeastern La.	12/21/2021	*	16:40	1-1	1.000	0-0	.000	3-4	.750	1	3	4	1.7	3	5	2	0	3	5	5.2	
Western Ill.	12/29/2021	*	13:18	0-1	.000	0-0	.000	2-2	1.000	1	4	5	1.9	1	1	1	0	0	2	4.9	
Maryland	01/03/2022	*	25:25	4-8	.500	1-2	.500	0-0	.000	1	3	4	2.1	2	9	3	0	3	9	5.2	
at Wisconsin	01/06/2022	*	17:55	3-5	.600	0-1	.000	0-0	.000	0	0	0	1.9	1	4	2	0	0	6	5.3	
Indiana	01/13/2022	*	20:35	2-5	.400	1-1	1.000	0-0	.000	0	0	0	1.8	2	1	2	0	3	5	5.3	
at Minnesota	01/16/2022	*	26:16	4-8	.500	0-2	.000	0-1	.000	0	2	2	1.8	1	7	3	0	1	8	5.4	
at Rutgers	01/19/2022	*	34:21	2-3	.667	1-1	1.000	3-4	.750	1	4	5	2.0	1	5	3	0	3	8	5.6	
Penn St.	01/22/2022	*	22:35	1-4	.250	0-2	.000	2-2	1.000	1	2	3	2.1	2	4	2	0	3	4	5.5	
Purdue	01/27/2022	*	25:07	2-6	.333	0-0	.000	4-5	.800	0	1	1	2.0	2	3	1	0	4	8	5.6	
at Penn St.	01/31/2022	*	18:45	0-4	.000	0-1	.000	0-0	.000	1	4	5	2.1	2	2	1	0	0	0	5.3	
Minnesota	02/06/2022		05:48	0-1	.000	0-1	.000	0-0	.000	0	0	0	2.0	1	1	0	0	2	0	5.1	
at Maryland	02/10/2022		17:47	2-5	.400	0-2	.000	1-2	.500	1	1	2	2.0	0	5	0	0	1	5	5.1	
Nebraska	02/13/2022		16:16	1-6	.167	0-2	.000	0-0	.000	0	0	0	2.0	1	4	2	0	3	2	5.0	
Michigan	02/17/2022		13:29	1-2	.500	0-0	.000	0-0	.000	0	3	3	2.0	0	2	1	0	0	2	4.8	
at Ohio St.	02/19/2022		22:31	2-4	.500	0-2	.000	0-0	.000	0	2	2	2.0	3	1	1	0	0	4	4.8	
Michigan St.	02/22/2022		17:58	2-4	.500	0-0	.000	0-0	.000	0	2	2	2.0	2	4	1	0	0	4	4.8	
at Nebraska	02/25/2022		05:39	0-0	.000	0-0	.000	0-0	.000	0	0	0	1.9	2	2	0	0	0	0	4.6	
Northwestern	02/28/2022		18:33	2-4	.500	0-1	.000	0-0	.000	1	1	2	1.9	0	4	2	0	1	4	4.6	
Totals			21	536:26	53-120	.442	7-27	.259	20-25	.800	14	42	56	1.9	42	103	41	0	41	133	4.6

CAREER STATISTICS

YEAR	G/GS	FG-A	PCT	3-PT	PCT	FT-A	PCT	REB	AVG	PF-FO	AST	TO	BLK	STL	PTS	AVG
Fresh.	31/20	68-180	.378	11-37	.297	54-65	.831	62	2.0	62-1	90	62	2	36	201	6.5
Soph.	31/0	42-99	.424	3-11	.273	28-45	.622	37	1.2	49-0	75	45	1	24	115	3.7
Junior	29/21	53-120	.442	7-27	.259	20-25	.800	56	1.9	42-0	103	41	0	41	133	4.6
TOTALS	91/41	163-399	.409	21-75	.280	102-135	.756	155	1.7	153-1	268	148	3	101	449	4.9



AHRON ULIS

#4 • Guard
6-3 • 195 • Sophomore
Chicago Heights, Ill.
Marion Catholic HS

SEASON HIGHS

POINTS..... 12 vs. N.C. CENTRAL (11/16/21)
 FGM..... 4 vs. MINNESOTA (2/6/22)
 FGA..... 9 vs. MINNESOTA (2/6/22)
 3-PT FGM..... 1, 4X, LAST vs. MINNESOTA (2/6/22)
 3-PT FGA..... 2, 3X, LAST vs. MINNESOTA (2/6/22)
 FTM..... 7, 2X, LAST AT PENN STATE (1/31/22)
 FTA..... 8, 2X, LAST AT PENN STATE (1/31/22)
 REB..... 5, 2X, LAST vs. MINNESOTA (2/6/22)
 AST..... 8 vs. WESTERN MICHIGAN (11/22/21)
 STL..... 3 vs. ILLINOIS (12/6/21)
 BLK.....
 MIN..... 27 AT PENN STATE (1/31/22)

CAREER HIGHS

POINTS..... 12 vs. N.C. CENTRAL (11/16/21)
 FGM..... 4 vs. MINNESOTA (2/6/22)
 FGA..... 9 vs. MINNESOTA (2/6/22)
 3-PT FGM..... 1, 4X, LAST vs. MINNESOTA (2/6/22)
 3-PT FGA..... 2, 3X, LAST vs. MINNESOTA (2/6/22)
 FTM..... 7, 2X, LAST AT PENN STATE (1/31/22)
 FTA..... 8, 2X, LAST AT PENN STATE (1/31/22)
 REB..... 5, 2X, LAST vs. MINNESOTA (2/6/22)
 AST..... 8 vs. WESTERN MICHIGAN (11/22/21)
 STL..... 3 vs. ILLINOIS (12/6/21)
 BLK..... 1 vs. OREGON (3/22/21)
 MIN..... 27 AT PENN STATE (1/31/22)

Opponent	Date	GS	MIN	Total		3-Pointers		Free throws		Rebounds				PF	A	TO	BLK	STL	PTS	AVG
				FG-FGA	PCT	3FG-3FGA	PCT	FT-FTA	PCT	OFF	DEF	TOT	AVG							
Longwood	11/09/2021		19:34	3-4	.750	0-0	.000	0-0	.000	2	2	4	4.0	3	5	1	0	0	6	6.0
Kansas City	11/12/2021		13:00	2-2	1.000	0-0	.000	0-1	.000	0	0	0	2.0	0	1	0	0	1	4	5.0
N.C. Central	11/16/2021		21:31	2-5	.400	1-1	1.000	7-8	.875	0	3	3	2.3	1	4	2	0	1	12	7.3
Alabama St.	11/18/2021		15:53	0-3	.000	0-2	.000	0-1	.000	0	0	0	1.8	4	1	1	0	2	0	5.5
Western Mich.	11/22/2021		18:53	1-4	.250	0-0	.000	0-0	.000	0	2	2	1.8	0	8	2	0	1	2	4.8
Portland St.	11/26/2021		12:21	0-1	.000	0-0	.000	0-0	.000	0	2	2	1.8	1	0	2	0	0	0	4.0
at Virginia	11/29/2021		12:48	1-2	.500	0-0	.000	0-0	.000	0	2	2	1.9	0	2	0	0	0	2	3.7
at Purdue	12/03/2021		19:46	2-6	.333	1-1	1.000	2-2	1.000	2	1	3	2.0	4	1	0	0	0	7	4.1
Illinois	12/06/2021		24:18	3-6	.500	1-2	.500	4-4	1.000	0	0	0	1.8	4	7	0	0	3	11	4.9
at Iowa St.	12/09/2021		15:28	0-2	.000	0-0	.000	0-0	.000	0	2	2	1.8	1	4	2	0	1	0	4.4
vs Utah St.	12/18/2021		19:23	1-4	.250	0-1	.000	2-2	1.000	1	3	4	2.0	0	4	2	0	2	4	4.4
Southeastern La.	12/21/2021		12:59	2-3	.667	0-1	.000	0-0	.000	1	2	3	2.1	3	1	1	0	0	4	4.3
Western Ill.	12/29/2021		19:26	1-3	.333	0-0	.000	5-5	1.000	0	3	3	2.2	3	5	2	0	1	7	4.5
Maryland	01/03/2022		14:35	1-2	.500	0-0	.000	0-1	.000	1	1	2	2.1	0	1	0	0	0	2	4.4
at Wisconsin	01/06/2022		14:44	1-2	.500	0-0	.000	0-0	.000	0	3	3	2.2	0	2	1	0	0	2	4.2
Indiana	01/13/2022		18:17	0-4	.000	0-0	.000	4-4	1.000	2	2	4	2.3	1	2	2	0	0	4	4.2
at Minnesota	01/16/2022		11:38	0-1	.000	0-0	.000	0-0	.000	1	1	2	2.3	2	3	0	0	0	0	3.9
at Rutgers	01/19/2022		05:37	0-2	.000	0-0	.000	0-0	.000	0	0	0	2.2	1	0	1	0	0	0	3.7
Penn St.	01/22/2022		06:25	1-1	1.000	0-0	.000	0-0	.000	0	0	0	2.1	0	0	1	0	0	2	3.6
Purdue	01/27/2022		14:53	1-3	.333	0-0	.000	0-0	.000	2	0	2	2.1	1	1	2	0	1	2	3.6
at Penn St.	01/31/2022		27:26	0-7	.000	0-0	.000	7-8	.875	2	3	5	2.2	2	5	0	0	0	7	3.7
Minnesota	02/06/2022		21:29	4-9	.444	1-2	.500	0-2	.000	1	4	5	2.3	1	2	1	0	2	9	4.0
at Maryland	02/10/2022		13:47	1-5	.200	0-1	.000	1-2	.500	0	1	1	2.3	1	3	0	0	1	3	3.9
Nebraska	02/13/2022		07:41	0-0	.000	0-0	.000	0-0	.000	0	0	0	2.2	0	1	1	0	0	0	3.8
Michigan	02/17/2022		10:55	2-3	.667	0-0	.000	0-0	.000	0	2	2	2.2	1	0	0	0	0	4	3.8
at Ohio St.	02/19/2022		16:53	1-3	.333	0-0	.00													



GAME-BY-GAME RESULTS

Overall: 21-8 Big Ten: 11-7 Home: 15-3 Away: 5-5 Neutral: 1-0

Date	Opponent	Result	Attend.	Top Scorer	Top Rebounder
Nov. 9	Longwood	W, 106-73	9,259	Keegan Murray, 24	Murray/Murray/C. McCaffery, 7
Nov. 12	Kansas City	W, 89-57	11,133	Keegan Murray, 25	Filip Rebraca, 13
Nov. 16	N.C. Central	W, 86-69	9,132	Keegan Murray, 27	Keegan Murray, 21
Nov. 18	Alabama State	W, 108-82	9,957	Keegan Murray, 26	Rebraca/Kris Murray, 8
Nov. 22	Western Michigan	W, 109-61	10,044	Keegan Murray, 29	Kris Murray, 8
Nov. 26	Portland State	W, 85-51	11,756	Keegan Murray, 23	Rebraca/Keegan Murray, 9
^ Nov. 29	at Virginia	W, 75-74	13,542	Jordan Bohannon, 20	Keegan Murray, 9
* Dec. 3	at #2 Purdue	L, 70-77	14,804	Patrick McCaffery, 15	Rebraca/Ogundele, 5
* Dec. 6	Illinois	L, 83-87	12,072	Keegan Murray, 19	Filip Rebraca, 8
+ Dec. 9	at #17 Iowa State	L, 53-73	14,267	Jordan Bohannon, 17	Keegan Murray, 7
# Dec. 18	vs. Utah State	W, 94-75	3,250	Keegan Murray, 35	Keegan Murray, 7
Dec. 21	Southeastern Louisiana	W, 93-62	10,891	Keegan Murray, 20	Keegan Murray, 10
Dec. 29	Western Illinois	W, 92-71	15,056	Keegan Murray, 29	Keegan Murray, 10
* Jan. 3	Maryland	W, 80-75	10,327	Keegan Murray, 35	Rebraca/Keegan Murray, 8
* Jan. 6	at #23 Wisconsin	L, 78-87	15,212	Keegan Murray, 27	Patrick McCaffery, 7
* Jan. 13	Indiana	W, 83-74	11,246	Kris Murray, 29	Kris Murray, 11
* Jan. 16	at Minnesota	W, 81-71	10,925	Keegan Murray, 25	Filip Rebraca, 12
* Jan. 19	at Rutgers	L, 46-48	8,000	Keegan Murray, 13	Keegan Murray, 13
* Jan. 22	Penn State	W, 68-51	15,056	Keegan Murray, 15	Keegan Murray, 8
* Jan. 27	#6 Purdue	L, 73-83	12,723	Kris Murray, 23	Keegan Murray, 9
* Jan. 31	at Penn State	L, 86-90 (2OT)	7,977	Keegan Murray, 21	Patrick McCaffery, 7
* Feb. 6	Minnesota	W, 71-59	14,558	Keegan Murray, 24	Keegan Murray, 15
* Feb. 10	at Maryland	W, 110-87	12,649	Ke. Murray/Bohannon, 30	Rebraca/Keegan Murray, 7
* Feb. 13	Nebraska	W, 98-75	13,772	Keegan Murray, 37	Payton Sandfort, 8
* Feb. 17	Michigan	L, 79-84	13,048	Keegan Murray, 23	Keegan Murray, 7
* Feb. 19	at #18 Ohio State	W, 75-62	15,876	Keegan Murray, 24	Kris Murray, 8
* Feb. 22	Michigan State	W, 86-60	14,634	Keegan Murray, 28	Filip Rebraca, 7
* Feb. 25	at Nebraska	W, 88-78	15,960	Tony Perkins, 20	Keegan Murray, 11
* Feb. 28	Northwestern	W, 82-61	13,231	Keegan Murray, 26	Keegan Murray, 18

- ^ - Big Ten/ACC Challenge
- + - Iowa Corn Cy-Hawk Series
- # - Sioux Falls, South Dakota
- * - Big Ten Conference Game
- % - Big Ten Tournament -- Indianapolis



GAME-BY-GAME STATISTICS

Team	Score	FG-A	PCT	3-PT. FG	PCT	FT-FTA	PCT	REB	PF	AST	TO	BLK	STL
at Iowa	106	36-65	.554	15-33	.455	19-22	.864	43	20	24	8	8	6
Longwood	73	26-74	.351	9-32	.281	12-16	.750	38	22	17	12	0	5
at Iowa	89	34-65	.523	4-16	.250	17-22	.773	39	11	18	8	5	11
Kansas City	57	23-56	.411	7-22	.318	4-6	.667	27	22	12	17	2	4
at Iowa	86	23-61	.377	5-23	.217	35-41	.854	44	14	15	8	4	5
N.C. Central	69	28-59	.475	5-15	.333	8-12	.667	31	30	11	15	3	5
at Iowa	108	38-73	.521	20-44	.455	12-16	.750	44	14	28	10	2	7
Alabama State	82	29-59	.492	11-24	.458	13-19	.684	27	17	17	14	2	8
at Iowa	109	38-72	.528	12-26	.462	21-23	.913	37	9	20	7	6	15
Western Michigan	61	24-63	.381	6-26	.231	7-7	1.000	38	17	14	24	2	6
at Iowa	85	32-66	.485	6-19	.316	15-19	.789	43	12	15	13	4	11
Portland State	51	20-65	.308	4-27	.148	7-9	.778	39	17	10	23	2	8
Iowa	75	30-56	.536	10-21	.476	5-10	.500	30	10	12	4	3	2
at Virginia	74	30-57	.526	9-18	.500	5-9	.556	29	12	16	5	2	0
Iowa	70	25-62	.403	5-21	.238	15-22	.682	30	29	12	9	0	6
at #2 Purdue	77	21-50	.420	8-19	.421	27-37	.730	42	18	14	17	2	5
at Iowa	83	31-69	.449	8-22	.364	13-19	.684	23	21	16	4	5	9
Illinois	87	26-59	.441	11-25	.440	24-28	.857	52	19	16	18	0	4
Iowa	53	17-63	.270	5-27	.185	14-15	.933	32	18	10	12	6	7
at #17 Iowa State	73	27-62	.435	8-25	.320	11-17	.647	50	16	18	16	4	5
Iowa	94	35-64	.547	8-26	.308	16-21	.762	35	21	21	9	4	11
vs. Utah State	75	25-51	.490	8-23	.348	17-24	.708	23	19	18	14	1	4
at Iowa	93	32-68	.471	11-33	.333	18-25	.720	50	15	21	11	3	7
SE Louisiana	62	22-60	.367	8-22	.364	10-17	.588	32	19	15	15	2	4
at Iowa	92	34-63	.540	6-15	.400	18-20	.900	41	12	15	12	8	5
Western Illinois	71	30-72	.417	5-30	.167	6-6	1.000	31	16	4	9	0	6
at Iowa	80	30-61	.492	8-20	.400	12-19	.632	34	15	17	7	4	6
Maryland	75	28-61	.459	9-25	.360	10-17	.588	38	20	11	9	1	6
Iowa	78	30-61	.492	7-20	.350	11-19	.579	26	22	19	8	7	4
at #23 Wisconsin	87	33-66	.500	5-17	.294	16-23	.696	43	20	15	8	1	6
at Iowa	83	28-63	.444	6-18	.333	21-25	.840	35	22	9	12	7	15
Indiana	74	27-53	.509	7-22	.318	13-21	.619	31	21	17	23	5	4
Iowa	81	33-68	.485	5-22	.227	10-16	.625	40	14	18	8	5	10
at Minnesota	71	28-55	.509	6-16	.375	9-14	.643	31	18	12	14	2	5
Iowa	46	17-61	.279	6-27	.222	6-11	.545	38	16	8	10	5	8
at Rutgers	48	18-58	.310	2-13	.154	10-13	.769	49	15	13	15	10	7
at Iowa	68	22-54	.407	10-32	.313	14-18	.778	37	13	15	10	5	9
Penn State	51	17-51	.333	7-25	.280	10-13	.769	34	18	10	17	1	4
at Iowa	73	24-64	.375	8-27	.296	17-18	.944	31	20	10	9	2	8
#6 Purdue	83	30-49	.612	13-22	.591	10-22	.455	36	17	21	15	2	7
Iowa	86	27-77	.351	11-31	.355	21-28	.750	43	22	17	8	3	7
at Penn State (2 OT)	90	33-74	.446	6-27	.222	18-24	.750	53	23	12	12	2	6
at Iowa	71	29-65	.446	9-23	.391	4-9	.444	38	10	12	6	6	7
Minnesota	59	22-61	.361	9-23	.391	6-9	.667	40	9	9	12	4	4
Iowa	110	39-65	.600	19-34	.559	13-21	.619	37	13	22	9	3	8
at Maryland	87	31-65	.477	14-26	.538	11-13	.846	28	16	14	12	2	6
at Iowa	98	39-76	.513	10-28	.357	10-12	.833	41	16	19	9	4	10
Nebraska	75	27-62	.435	7-25	.280	14-16	.875	35	15	18	15	2	5
at Iowa	79	31-70	.443	4-18	.222	13-20	.650	37	18	16	11	5	3
Michigan	84	31-62	.500	4-20	.200	18-23	.783	40	17	21	11	4	7
Iowa	75	27-64	.422	6-21	.286	15-21	.714	40	20	12	8	3	3
at #18 Ohio State	62	23-49	.469	2-11	.182	14-21	.667	31	17	7	14	7	7
at Iowa	86	28-65	.431	12-28	.429	18-20	.900	44	12	15	8	4	6
Michigan State	60	25-71	.352	8-26	.308	2-4	.500	43	17	18	12	3	5
Iowa	88	31-62	.500	9-22	.409	17-24	.708	35	13	12	10	4	1
at Nebraska	78	29-56	.518	8-18	.444	12-15	.800	29	20	14	10	4	5
at Iowa	82	27-69	.391	13-35	.371	15-21	.714	50	18	16	11	3	10
Northwestern	61	21-56	.375	8-25	.320	11-18	.611	35	20	13	15	5	7



SEASON & CAREER BESTS/THE LAST TIME...

Season Bests

Player	Points	3-Pointers	Rebounds	Assists	Blocks	Steals
Austin Ash	8, Portland St	2, twice	3, Michigan St	2, twice	---	---
Jordan Bohannon	30, Maryland	10, Maryland	4, Nebraska	5, twice	---	3, twice
Carter Kingsbury	---	---	---	---	---	---
Luc Laketa	3, twice	1, twice	1, Portland St	1, SE Louisiana	---	1, twice
Connor McCaffery	17, Northwestern	5, Northwestern	8, SE Louisiana	7, Portland St	---	3, Penn State
Patrick McCaffery	18, Minnesota	3, twice	7, three times	4, three times	2, twice	3, Indiana
Riley Mulvey	8, W. Michigan	---	5, Alabama St	1, twice	1, W. Illinois	1, Kansas City
Keegan Murray	37, Nebraska	5, Maryland	21, N.C. Central	4, Alabama St	5, Longwood	3, five times
Kris Murray	29, Indiana	3, four times	11, Indiana	3, Penn State	3, Indiana	3, Indiana
Josh Ogundele	7, Purdue	---	5, Purdue	---	2, Illinois	2, Portland St
Tony Perkins	20, Nebraska	2, three times	5, twice	5, Michigan	1, three times	5, Northwestern
Filip Rebraca	13, Maryland	1, Alabama St	13, Kansas City	3, Michigan	2, four times	3, Minnesota
Payton Sandfort	21, Alabama St	5, twice	8, Nebraska	2, three times	1, four times	1, three times
Joe Toussaint	11, Alabama St	2, Alabama St	5, three times	11, Alabama St	---	4, twice
Ahron Ulis	12, N.C. Central	1, four times	5, twice	8, W. Michigan	---	3, Illinois

Career Bests

Player	Points	3-Pointers	Rebounds	Assists	Blocks	Steals
Austin Ash	9, Savannah St., '18	3, Savannah St., '18	3, Michigan St, '22	2, three times	---	2, Indiana
Jordan Bohannon	30, twice	10, Maryland, '22	7, twice	14, Minnesota, '21	1, Nebraska '17	6, Pitt, '18
Carter Kingsbury	---	---	---	---	---	---
Luc Laketa	3, twice	1, twice	1, Portland St, '21	1, SE Louisiana	---	1, twice
Connor McCaffery	19, UConn, '18	5, N'Western, '22	13, Michigan, '20	10, Maryland, '21	1, seven times	3, seven times
Patrick McCaffery	19, Nebraska, '21	3, four times	7, three times	4, three times	2, four times	3, Indiana
Riley Mulvey	8, W. Michigan, '21	---	5, Alabama St, '21	1, twice	1, W. Illinois, '21	1, Kansas City, '21
Keegan Murray	37, Nebraska, '22	5, Maryland, '21	21, N.C. Central, '21	4, Alabama St, '21	5, Longwood, '21	3, six times
Kris Murray	29, Indiana, '22	3, four times	11, Indiana, '22	3, Penn State, '22	3, Indiana, '22	3, Indiana, '22
Josh Ogundele	7, Purdue, '21	---	5, Purdue, '21	---	2, Illinois '21	2, Portland St, '21
Tony Perkins	20, Nebraska, '22	2, three times	7, N. Illinois, '20	5, Michigan, '22	1, four times	5, N'Western, '22
Filip Rebraca	26, South Dakota, '20	2, eight times	16, Denver, '20	5, twice	8, Milwaukee, '19	4, Oral Roberts, '19
Payton Sandfort	21, Alabama St, '21	5, twice	8, Nebraska, '22	2, three times	1, four times	1, three times
Joe Toussaint	18, Penn State, '20	2, four times	8, Cal Poly, '19	11, Alabama St, '21	1, W. Illinois, '20	6, Maryland, '21
Ahron Ulis	12, N.C. Central, '21	1, four times	5, twice	8, W. Michigan, '21	1, Oregon, '21	3, Illinois, '21

The Last Time a Player . . .

Had 30 or more points

Iowa -- 30, Keegan Murray vs. Nebraska, 2/13/22
Opponent -- 30, Marcus Carr, Minnesota, 12/25/20

Made at least 90% of his FGA (10 att.)

Iowa -- .928 (13-14), Luka Garza vs. Iowa State, 12/11/20
Opponent -- .900 (9-10), Mike Watkins, Penn State, 2/3/18

Made 100% of his FTA (10 att.)

Iowa -- 1.000 (10-10), Jordan Bohannon vs. Nebraska 1/6/19
Opponent -- 1.000 (12-12), Bonzie Colson, Notre Dame, 11/29/16

Had 15 or more rebounds

Iowa -- 18, Keegan Murray vs. Northwestern, 2/28/22
Opponent -- 18, Kofi Cockburn, Illinois, 12/6/21

Had 10 or more assists

Iowa -- 11, Joe Toussaint vs. Alabama State, 11/18/21
Opponent -- 10, Cam Mack, Nebraska, 1/7/20

Had 5 or more blocks

Iowa -- 5, Keegan Murray vs. Longwood, 11/9/21
Opponent -- 6, E. J. Liddell, Ohio State, 2/19/22

Had 5 or more steals

Iowa -- 5, Tony Perkins vs. Northwestern, 2/28/22
Opponent -- 5, Chris McNeal, Cincinnati, 12/21/19

The Last Time a Team . . .

Scored 100 or more points

Iowa -- 110 at Maryland, 2/10/22
Opponent -- 102 by Minnesota, 12/25/20

Scored 40 or fewer points

Iowa -- 40 at Wisconsin, 3/3/10
Opponent -- 39 by UNC Wilmington, 11/8/13

Won an overtime game

Iowa -- 76-70 (OT) at Indiana, 2/22/19
Opponent -- 90-86 (2 OT) by Penn State, 1/31/22

Made at least 60% of its FGA (20 att.)

Iowa -- .600 (39-65) at Maryland, 2/10/22
Opponent -- .612 (30-49) by Purdue, 1/27/22

Made at least 50% of its 3-pt. FGA (8 att.)

Iowa -- .559 (19-34) at Maryland, 2/10/22
Opponent -- .538 (14-26) by Maryland, 2/10/22

Made at least 90% of its FTA (10 att.)

Iowa -- .900 (18-20) vs. Michigan State, 2/22/22
Opponent -- .947 (18-19) by San Diego State, 11/29/19





SEASON HIGHS & LOWS/SPECIALITY STATS

CATEGORY	IOWA		OPPONENTS	
Points	High	110	90	Penn State
	Low	46	48	Rutgers
FG Made	High	39	33	Wisconsin/Penn State
	Low	17	17	Penn State
FG Att.	High	77	74	Longwood/Penn State
	Low	54	49	Ohio State
FG%	High	.600	.612	Purdue
	Low	.270	.308	Portland State
3-FG Made	High	20	14	Maryland
	Low	4	2	Rutgers/Ohio State
3-FG Att.	High	44	32	Longwood
	Low	16	11	Ohio State
3-FG%	High	.559	.591	Purdue
	Low	.185	.148	Portland State
FTM	High	35	27	Purdue
	Low	4	2	Michigan State
FTA	High	41	37	Purdue
	Low	9	4	Michigan State
FT% (min. 10)	High	.944	.875	Nebraska
	Low	.444	.455	Purdue
Off. Reb.	High	20	21	Iowa State
	Low	6	2	Utah State
Def. Reb.	High	37	38	Rutgers/Penn State
	Low	14	19	Western Illinois/Indiana/OSU
Total Reb.	High	50	53	Penn State
	Low	23	23	Utah State
Assists	High	28	21	Purdue/Michigan
	Low	8	4	Western Illinois
Steals	High	15	8	Alabama State/Portland State
	Low	2	0	Virginia
Blocks	High	8	10	Rutgers
	Low	0	0	Illinois/Western Illinois
Turnovers	High	12	24	Western Michigan
	Low	4	5	Virginia
Fouls	High	29	30	N.C. Central
	Low	9	9	Minnesota

GAME-BY-GAME SPECIALTY STATS		Pts. Off	Pts. in	2nd	Bench
Date	Opponent	TO's	Paint	Chance	Points
11/9	Longwood	17	36	17	42
11/12	Kansas City	25	58	11	28
11/16	N.C. Central	16	34	15	27
11/18	Alabama State	18	30	23	51
11/22	Western Michigan	36	50	14	63
11/26	Portland State	23	46	17	36
11/29	Virginia	5	30	13	12
12/3	at #2 Purdue	20	34	4	29
12/6	Illinois	26	42	11	43
12/9	at #17 Iowa State	11	20	10	13
12/18	vs. Utah State	18	48	6	25
12/21	SE Louisiana	19	42	14	34
12/29	Western Illinois	9	54	12	32
1/3	Maryland	14	40	17	10
1/6	at #23 Wisconsin	8	38	14	21
1/13	Indiana	34	42	16	46
1/16	at Minnesota	12	52	17	12
1/19	at Rutgers	6	22	8	0
1/22	Penn State	12	12	12	19
1/27	#6 Purdue	18	26	14	32
1/31	at Penn State	8	28	19	36
2/6	Minnesota	21	34	6	17
2/10	at Maryland	19	40	19	33
2/13	Nebraska	24	50	14	34
2/17	Michigan	9	42	14	16
2/19	at #18 Ohio State	16	36	18	25
2/22	Michigan State	13	22	14	33
2/25	at Nebraska	12	38	19	25
2/28	Northwestern	12	26	18	14
AVG.		16.6	37.0	14.0	27.9

IOWA AND OPPONENT INDIVIDUAL HIGH PERFORMANCES

CATEGORY	IOWA	OPPONENTS
Points	37	Keegan Murray (Nebraska) 29
Field Goals Made	15 (15-21)	Keegan Murray (Nebraska) 12 (12-15)
Field Goals Attempted	23 (9-23)	Keegan Murray (Michigan) 18 (10-18)
Field Goal Percentage (min. 5 made)	.857 (12-14)	Keegan Murray (at Maryland) .889 (8-9)
3-Point Field Goals Made	10 (10-16)	Jordan Bohannon (at Maryland) 5
3-Point Field Goals Attempted	16 (10-16)	Jordan Bohannon (at Maryland) 12 (5-12)
3-Point Field Goals Pct. (min. 5 made)	.833 (5-6)	Keegan Murray (Maryland) .556 (5-9)
Free Throws Made	9 (9-10/9-9)	Ke. Murray (NCCU)/Kr. Murray (Purdue) 7 (7-11)
Free Throws Attempted	10 (9-10)	Keegan Murray (N.C. Central) 11 (7-11)
Free Throw Pct. (min. 7 made)	1.000 (9-9)	Kris Murray (Purdue) .636 (7-11)
Offensive Rebounds	9	Keegan Murray (N.C. Central) 11
Defensive Rebounds	14	Keegan Murray (Northwestern) 17
Total Rebounds	21	Keegan Murray (N.C. Central) 18
Assists	11	Joe Toussaint (Alabama State) 7
Steals	5	Tony Perkins (Northwestern) 4
Blocks	5	Keegan Murray (Longwood) 5
Turnovers	3	14 times 6





2021-22 IOWA RECORD WHEN...

When playing at home:	15-3	When leading at the half:	18-3	When wearing White:	10-1
When playing on the road:	5-5	When trailing at the half:	3-5	When wearing Black:	4-5
When playing on a neutral court:	1-0	When tied at the half:	0-0	When wearing Gold:	6-1
				When wearing Gray:	1-1
When Iowa scores 100 points or more:	4-0	Iowa field goal percentage at home:	556-1189		.468
When Iowa scores 90-99 points:	4-0	Iowa field goal percentage on road:	311-703		.442
When Iowa scores 80-89 points:	9-2	Iowa 3-point percentage at home:	167-460		.363
When Iowa scores 70-79 points:	3-4	Iowa 3-point percentage on road:	91-272		.335
When Iowa scores under 70 points:	1-2	Iowa free throw percentage at home:	292-369		.791
		Iowa free throw percentage on road:	143-208		.688
When opponent scores 100 points or more:	0-0	On Sunday:	3-0		
When opponent scores 90-99 points:	0-1	On Monday:	4-2		
When opponent scores 80-89 points:	2-4	On Tuesday:	4-0		
When opponent scores 70-79 points:	9-2	On Wednesday:	1-1		
When opponent scores 60-69 points:	6-0	On Thursday:	3-4		
When opponent scores fewer than 60 points:	4-1	On Friday:	3-1		
		On Saturday:	3-0		
When Iowa shoots at least 50% from the field:	10-0	On BTN:	11-3		
When Iowa shoots less than 50% from the field:	11-8	On CBS:	0-0		
When opponent shoots at least 50% from the field:	4-3	On ESPN:	1-1		
When opponent shoots less than 50% from the field:	17-5	On ESPN2:	2-1		
When Iowa has higher FG% than opponent:	16-1	On ESPNU:	0-0		
When opponent has higher FG%:	5-7	On B1G+:	3-0		
When FG% is equal:	0-0	On FS1:	3-3		
		On CBS SN:	0-0		
When Iowa outrebounds opponent:	18-0	On NBC SN:	0-0		
When opponent has more rebounds:	3-8	On FOX:	1-0		
When rebounds are equal:	0-0	On TBS:	0-0		
When Iowa shoots at least 80% from the line:	8-2	Most Points, First Half: 63 vs. Alabama State			
When Iowa shoots less than 80% from the line:	14-6	Fewest Points, First Half: 26 at Purdue/Iowa State			
When opponent shoots at least 80% from the line:	6-1	Most Points Allowed, First Half: 48 vs. Indiana/Purdue			
When opponent shoots less than 80% from the line:	16-7	Fewest Points Allowed, First Half: 17 vs. Northwestern			
When Iowa shoots more free throws than opponent:	16-1	Most Points, Second Half: 60 vs. Western Michigan			
When opponent shoots more free throws:	3-7	Fewest Points, Second Half: 19 at Rutgers			
When free throws attempts are equal:	2-0	Most Points Allowed, Second Half: 50 vs. Nebraska			
When Iowa has higher FT% than opponent:	13-3	Fewest Points Allowed, Second Half: 21 vs Minnesota			
When opponent has higher FT%:	8-5	Largest Halftime Advantage: 29 vs. Western Michigan			
When FT% is equal:	0-0	Largest Halftime Deficit: 15 vs. Purdue			
When Iowa shoots at least 50% from 3-point range:	1-0				
When Iowa shoots less than 50% from 3-point range:	20-8				
When opponent shoots at least 50% from 3-point range:	2-1				
When opponent shoots less than 50% from 3-point range:	19-7				
When Iowa has a higher 3-point FG% than opponent:	12-4				
When opponent has a higher 3-point FG%:	8-4				
When 3-point FG% is equal:	1-0				
When Iowa has more assists than opponent:	17-2				
When opponent has more assists:	4-5				
When assists are equal:	0-1				
When Iowa has fewer turnovers than opponent:	19-6				
When opponent has fewer turnovers:	1-0				
When turnovers are equal:	1-2				
When Iowa has more steals than opponent:	15-6				
When opponent has more steals:	4-2				
When steals are equal:	2-0				



UNDER McCAFFERY.. IOWA RECORD WHEN..

When playing at home:	162-47	When leading at the half:	196-42	When wearing White:	146-43
When playing on the road:	48-78	When trailing at the half:	33-113	When wearing Black:	58-98
When playing on a neutral court:	27-33	When tied at the half:	7-4	When wearing Gold:	28-13
				When wearing Gray:	5-5

When Iowa scores 100 points or more:	17-0	Iowa field goal percentage at home:	5749-12386	.464
When Iowa scores 90-99 points:	42-8	Iowa field goal percentage on road:	4787-11006	.435
When Iowa scores 80-89 points:	71-20	Iowa 3-point percentage at home:	1537-4211	.365
When Iowa scores 70-79 points:	75-49	Iowa 3-point percentage on road:	1264-3673	.344
When Iowa scores under 70 points:	32-83	Iowa free throw percentage at home:	3595-4969	.723
		Iowa free throw percentage on road:	2593-3518	.737

When opponent scores 100 points or more:	0-7	On Sunday:	45-25
When opponent scores 90-99 points:	3-26	On Monday:	16-9
When opponent scores 80-89 points:	15-47	On Tuesday:	35-23
When opponent scores 70-79 points:	66-51	On Wednesday:	22-22
When opponent scores 60-69 points:	78-26	On Thursday:	35-38
When opponent scores fewer than 60 points:	75-3	On Friday:	32-16
		On Saturday:	48-25

When Iowa shoots at least 50% from the field:	86-16	On BTN:	101-78
When Iowa shoots less than 50% from the field:	151-144	On CBS:	4-6
When opponent shoots at least 50% from the field:	10-66	On ESPN:	15-20
When opponent shoots less than 50% from the field:	85-94	On ESPN2:	21-18
When Iowa has higher FG% than opponent:	80-27	On ESPNU:	17-9
When opponent has higher FG%:	32-130	On FS1:	18-12
When FG% is equal:	2-2	On FOX:	3-1

When Iowa outrebounds opponent:	177-58	On CBS SN:	1-3
When opponent has more rebounds:	54-92	ON NBC SN:	2-1
When rebounds are equal:	7-10	truTV:	1-0

When Iowa shoots at least 80% from the line:	61-34	Most Points, First Half: 68 vs. Alabama State, '18
When Iowa shoots less than 80% from the line:	176-124	Fewest Points, First Half: 14 vs. Indiana, '13
When opponent shoots at least 80% from the line:	47-37	Most Points Allowed, First Half: 61 at Purdue, '20
When opponent shoots less than 80% from the line:	192-122	Fewest Points Allowed, First Half: 12 vs. UNC Wilmington, '13
When Iowa shoots more free throws than opponent:	195-67	Most Points, Second Half: 63 at Minnesota, '18
When opponent shoots more free throws:	31-88	Fewest Points, Second Half: 15 vs. Northern Iowa, '14
When free throws attempts are equal:	10-5	Most Points Allowed, Second Half: 61 at Oregon, '12
When Iowa has higher FT% than opponent:	155-68	Fewest Points Allowed, Second Half: 16 vs. UNI, '10
When opponent has higher FT%:	79-89	Largest Halftime Advantage: 37 vs. Arkansas-Pine Bluff, '13
When FT% is equal:	3-3	Largest Halftime Deficit: 31 vs. Purdue, '18

When Iowa shoots at least 50% from 3-point range:	33-10
When Iowa shoots less than 50% from 3-point range:	203-151
When opponent shoots at least 50% from 3-point range:	5-29
When opponent shoots less than 50% from 3-point range:	233-131
When Iowa has a higher 3-point FG% than opponent:	169-50
When opponent has a higher 3-point FG%:	61-111
When 3-point FG% is equal:	1-2

When Iowa has more assists than opponent:	178-39
When opponent has more assists:	50-107
When assists are equal:	9-13

When Iowa has fewer turnovers than opponent:	156-58
When opponent has fewer turnovers:	66-86
When turnovers are equal:	16-16
When Iowa has more steals than opponent:	142-51
When opponent has more steals:	71-93
When steals are equal:	24-15



IOWA SUPERLATIVES UNDER McCAFFERY

TEAM

Most Points Scored

- 116 -- Savannah State (11/13/16)
- 111 -- SIU Edwardsville (11/26/10)
- 110 -- Maryland (2/10/22)**
- 110 -- Savannah State (12/22/18)
- 109 -- Western Michigan (11/22/21)**
- 109 -- Md. Eastern Shore (11/14/13)
- 108 -- Alabama State (11/18/21)**
- 106 -- Longwood (11/9/21)**
- 106 -- Northern Illinois (12/13/20)

Fewest Points Allowed

- 36 -- Howard (11/15/12)
- 39 -- UNC Wilmington (11/8/13)
- 39 -- Northern Iowa (12/7/10)
- 40 -- Louisiana Monroe (11/16/10)
- 41 -- Abilene Christian (11/17/13)

Field Goals Made

- 42 -- Savannah State (11/13/16)
- 42 -- Central Arkansas (12/19/11)
- 41 -- Northern Illinois (12/13/20)
- 40 -- Coppin State (11/15/15)
- 39 -- Nebraska (2/13/22)**
- 39 -- Maryland (2/10/22)**
- 39 -- Savannah State (12/22/18)
- 39 -- Kennesaw State (12/29/19)

Field Goals Attempted

- 87 -- Savannah State (11/13/16)
- 79 -- Oregon (3/18/12)
- 78 -- Minnesota (12/25/20)
- 77 -- Penn State (1/31/22)**
- 77 -- Nebraska (1/7/20)
- 77 -- Nebraska (1/5/17)

Field Goal Percentage (20 Made)

- .680 -- Illinois (1/20/19)
- .643 -- Maryland (2/8/15)
- .630 -- Indiana (1/29/12)
- .627 -- Michigan (2/5/15)
- .623 -- Abilene Christian (11/17/13)

3-Point Field Goals Made

- 20 -- Alabama State (11/18/21) ***
- 19 -- Maryland (2/10/22)**
- 19 -- Savannah State (12/22/18)
- 18 -- Savannah State (11/13/16)
- 17 -- North Carolina (12/8/20)
- 16 -- Nebraska (3/4/21)
- 16 -- Maryland (2/25/17)
- 16 -- TCU (3/19/17)

3-Point Field Goals Attempted

- 44 -- Alabama State (11/18/21) ***
- 43 -- Nebraska (3/4/21)
- 43 -- Savannah State (11/13/16)
- 42 -- Savannah State (12/22/18)
- 40 -- North Carolina (12/8/20)
- 36 -- Iowa State (12/7/17)

3-Point FG Percentage (10 Made)

- .714 (15-21) Illinois (1/20/19)
- .632 (12-19) Wisconsin (2/18/21)
- .619 (13-21) Northern Illinois (11/17/11)
- .615 (16-26) Maryland (2/25/17)
- .611 (11-18) Rutgers (1/31/17)

Free Throws Made

- 39 -- Indiana (2/21/17)
- 38 -- Omaha (11/10/13)
- 35 -- NC Central (11/16/21)**
- 34 -- Green Bay (11/11/18)
- 34 -- Illinois (2/28/18)
- 33 -- Illinois (1/11/18)

Free Throws Attempted

- 49 -- Omaha (11/10/13)
- 47 -- Indiana (2/21/17)
- 45 -- Green Bay (11/11/18)
- 43 -- UM Eastern Shore (11/14/13)
- 43 -- Michigan State (1/28/14)
- 41 -- NC Central (11/16/21)**
- 41 -- Illinois (2/28/18)

Free Throw Percentage (10 Made)

- 1.000 (15-15) Illinois (3/8/20)
- 1.000 (15-15) Virginia (3/27/13)
- 1.000 (13-13) Purdue (12/28/16)
- .944 (17-18) Purdue (1/27/22)**
- .933 (14-15) Iowa State (12/9/21)**
- .929 (26-28) North Florida (12/22/14)
- .926 (25-27) Penn State (2/28/15)
- .923 (12-13) Iowa State (12/12/14)

Most Rebounds

- 57 -- Western Illinois (12/3/20)
- 57 -- Md. Eastern Shore (11/14/13)
- 56 -- UNC Wilmington (11/8/13)
- 56 -- Brown (12/3/11)
- 56 -- SC State (12/19/12)
- 55 -- Minnesota (12/25/20)

Most Assists

- 34 -- Northern Illinois (12/29/17)
- 33 -- Savannah State (11/13/16)
- 32 -- Central Arkansas (12/19/11)
- 31 -- Coppin State (11/15/15)
- 30 -- Savannah State (12/22/18)

Most Steals

- 19 -- SIU Edwardsville (11/26/10)
- 16 -- UMBL (12/6/14)
- 15 -- Indiana (1/13/22)**
- 15 -- Western Michigan (11/22/21)**
- 15 -- Rutgers (1/31/17)
- 14 -- Kennesaw State (12/29/19)
- 14 -- Maryland (1/19/17)
- 14 -- Marquette (11/19/15)
- 14 -- Penn (11/22/13)
- 14 -- Idaho St (12/4/10)
- 14 -- Chicago St (11/11/11)

Most Blocked Shots

- 14 -- Drake (12/19/15) *
- 13 -- Illinois (3/5/13)
- 12 -- UNC Wilmington (11/8/13)
- 12 -- Northern Illinois (11/26/14)
- 11 -- Michigan State (12/29/15)
- 10 -- Penn State (2/15/14)
- 10 -- UT-Pan American (11/9/12)

Fewest Turnovers

- 3 -- Temple (3/18/16)
- 3 -- Drake (12/19/15)
- 4 -- Illinois (12/6/21)**
- 4 -- Virginia (11/29/21)**
- 4 -- Michigan (1/17/16)
- 4 -- Northwestern (2/15/15)

* -- denotes school record

INDIVIDUAL

Most Points:

- 44 -- Luka Garza at Michigan (12/6/19)
- 42 -- Peter Jok vs. Memphis (11/26/16)
- 41 -- Luka Garza vs. Southern (11/27/20)
- 38 -- Luka Garza at Indiana (2/13/20)
- 37 -- Keegan Murray vs. Nebraska (2/13/22)**
- 36 -- Luka Garza vs. Oregon (3/22/21)
- 35 -- Keegan Murray vs. Maryland (1/3/22)**
- 35 -- Keegan Murray vs. Utah State (12/18/21)**
- 35 -- Luka Garza vs. Western Illinois (12/3/20)
- 35 -- Peter Jok vs. Indiana (2/21/17)

Field Goals Made

- 17 -- Luka Garza at Michigan (12/6/19)
- 15 -- Keegan Murray vs. Nebraska (2/13/22)**
- 14 -- Keegan Murray vs. Maryland (1/3/22)**
- 14 -- Luka Garza vs. Oregon (3/22/21)
- 14 -- Luka Garza vs. Southern (11/27/20)
- 14 -- Luka Garza at Indiana (2/13/20)
- 13 -- Keegan Murray vs. W. Illinois (12/29/21)**
- 13 -- Keegan Murray vs. Utah State (12/18/21)**
- 13 -- Luka Garza vs. Minnesota (1/10/21)
- 13 -- Luka Garza vs. Iowa State (12/11/20)
- 13 -- Luka Garza vs. Western Illinois (12/3/20)
- 13 -- Luka Garza vs. Penn State (1/4/20)

Field Goals Attempted

- 32 -- Luka Garza at Michigan (12/6/19)
- 28 -- Luka Garza vs. Penn State (2/29/20)
- 27 -- Luka Garza at Minnesota (12/25/20)
- 24 -- Devyn Marble vs. Wisconsin (1/5/14)
- 24 -- Peter Jok vs. Nebraska (1/5/17)

3-Point FG Made

- 10 -- Jordan Bohannon at Maryland (2/10/22) ***
- 8 -- Jordan Bohannon vs. Nebraska (3/4/21)
- 8 -- Peter Jok vs. Memphis (11/26/16)
- 8 -- Jordan Bohannon vs. Maryland (2/25/17)
- 7 -- Jordan Bohannon vs. N. Carolina (12/8/20)
- 7 -- Jordan Bohannon vs. N'western (2/25/18)
- 7 -- Jordan Bohannon vs Notre Dame (11/29/16)
- 7 -- Jordan Bohannon vs TCU (3/19/17)
- 7 -- Devyn Marble vs Oregon (3/18/12)
- 7 -- Matt Gatens vs Wisconsin (2/23/12)
- 7 -- Matt Gatens vs Indiana (2/19/12)

3-Point Field Goals Attempted

- 16 -- Jordan Bohannon at Maryland (2/10/22)**
- 16 -- Jordan Bohannon vs. N. Carolina (12/8/20)
- 15 -- Jordan Bohannon at Notre Dame (12/3/16)
- 14 -- Jordan Bohannon at Syracuse (12/3/19)
- 14 -- Jordan Bohannon vs. Savannah St. (12/22/18)
- 14 -- Jordan Bohannon vs. N'western (2/25/18)
- 12 -- Payton Sandfort vs. Alabama St (11/18/21)**
- 12 -- Jordan Bohannon vs. Nebraska (3/4/21)
- 12 -- Jordan Bohannon at Illinois (1/11/18)
- 12 -- Jordan Bohannon vs. Omaha (12/3/16)

Free Throws Made

- 22 -- Peter Jok vs. Indiana (2/21/17) *
- 14 -- Roy Devyn Marble vs. UNI (12/15/12)
- 14 -- Aaron White vs. Texas (11/20/14)
- 13 -- Tyler Cook vs. UAB (11/22/17)
- 13 -- Aaron White vs. Wisconsin (1/19/13)

Most Rebounds:

- 21 -- Keegan Murray vs. N.C. Central (11/16/21)**
- 18 -- Keegan Murray vs. Northwestern (2/28/22)
- 18 -- Luka Garza vs. Wisconsin (1/27/20)
- 18 -- Luka Garza at Nebraska (1/7/20)
- 18 -- Adam Woodbury vs. Wisconsin (2/24/16)
- 17 -- Luka Garza at Minnesota (12/25/20)
- 17 -- Aaron White vs. Iowa State (12/13/13)

Most Assists

- 13 -- Jordan Bohannon vs. TCU (3/19/17)
- 12 -- Mike Gesell vs. Minnesota (2/14/16)
- 12 -- Mike Gesell vs. Coppin State (11/15/15)
- 11 -- Joe Toussaint vs. Alabama St (11/18/21)**
- 11 -- Jordan Bohannon vs. Wisconsin (1/23/18)
- 11 -- Jordan Bohannon vs. South Dakota (3/15/17)
- 11 -- Mike Gesell vs. Michigan (3/5/16)
- 11 -- Devyn Marble vs. Wisconsin (2/22/14)
- 11 -- Bryce Cartwright vs. Dayton (3/13/12)
- 10 -- Connor McCaffery at Maryland (1/7/21)
- 10 -- Jordan Bohannon vs. Minnesota (12/9/19)
- 10 -- Jordan Bohannon vs. Minnesota (1/30/18)
- 10 -- Jordan Bohannon vs. Ohio State (1/4/18)
- 10 -- Jordan Bohannon vs. Indiana (3/9/17)
- 10 -- Mike Gesell vs. Nebraska (1/5/16)
- 10 -- Mike Gesell vs. Tenn. Tech (12/22/15)

Most Steals

- 7 -- Eric May vs. SIUE (11/26/10)
- 6 -- Joe Toussaint at Maryland (1/7/21)
- 6 -- Jordan Bohannon vs. Pitt (11/27/18)
- 6 -- Roy Devyn Marble vs. Penn (11/22/13)
- 6 -- Eric May at Wake Forest (11/30/10)
- 5 -- Joe Toussaint vs. Kennesaw St (12/29/19)
- 5 -- Nicholas Baer vs. Drake (12/16/17)
- 5 -- Isaiah Moss vs. Indiana (3/9/17)
- 5 -- Jarryd Cole at Mich St (3/2/11)
- 5 -- Matt Gatens vs. Idaho St (12/4/10)
- 5 -- Aaron White vs. North Florida (12/22/14)
- 5 -- Mike Gesell at Penn State (2/28/15)

Most Blocks

- 7 -- Melsahn Basabe vs. Iowa St (12/10/10)
- 7 -- Gabriel Olaseni vs. Illinois (3/5/13)
- 6 -- Nicholas Baer at Nebraska (1/5/17)
- 6 -- Jarrod Uthoff vs. Minnesota (2/14/16)
- 6 -- Jarrod Uthoff vs. Michigan State (12/29/15)
- 6 -- Nicholas Baer vs. Drake (12/19/15)
- 6 -- Melsahn Basabe vs. Ohio St (1/4/11)



Game 1 - Iowa 106, Longwood 73

Official Box Score
Longwood vs Iowa
 Game Totals - Final Statistics
 November 09, 2021 at Carver-Hawkeye Arena - Iowa City



No.	Player	S	Pts	FG	3FG	FT	OR	DR	TR	PF	A	TO	Bk	Stl	Min	+	-
01	WILKINS, ISAIAH	G	19	7-13	4-6	1-2	2	6	8	2	1	3	0	0	27	-14	
03	WADE, DESHAUN	G	5	1-7	1-4	2-2	1	3	4	2	1	1	0	1	25	-22	
04	WATSON, ZAC	F	4	1-2	0-0	2-2	0	1	1	4	0	1	0	0	16	-20	
11	HILL, JUSTIN	G	10	3-10	1-3	3-3	1	2	3	1	6	1	0	2	27	-30	
05	GRANLUND, JESPER	F	0	0-5	0-4	0-0	1	1	2	3	0	2	0	0	16	-22	
00	NIKERIJIWE, LESLIE	F	17	8-9	0-0	1-2	3	1	4	2	0	1	0	0	20	-13	
02	LUTERAS, NATE	G	3	1-8	1-5	0-0	0	1	1	0	1	0	0	1	18	-15	
05	DARDEN, JAYLANI	G	2	1-2	0-1	0-0	2	0	2	1	0	0	0	0	2	-1	
12	PERKINS, JORDAN	G	5	2-8	1-2	0-0	0	2	2	6	1	0	0	0	24	-22	
21	HICKS, TREY	F	2	1-2	0-0	0-1	1	0	1	1	0	1	0	0	2	-1	
22	LACOUNT, GAKHARI	G	0	0-1	0-1	0-0	0	0	0	0	0	0	0	0	2	-1	
23	HOUSTON, D'AVIAN	G	3	1-5	1-4	0-0	1	2	3	4	1	1	0	1	14	-2	
24	O'CONNOR, CAMERON	G	0	0-1	0-1	0-0	0	0	0	0	0	0	0	0	2	-1	
44	WILLIAMS, C.J.	G	3	0-1	0-1	3-4	2	1	3	0	1	0	0	0	2	-1	
TEAM							3	1	4	0	0						
TOTALS			73	26-74	9-32	12-16	17	21	38	22	17	12	0	5	199		

Shooting By Period	FG	FG%	3FG	3FG%	FT	FT%	Deadball Rebounds: 2.0
1st Half	12-35	34%	4-15	27%	1-1	100%	Last FG: 2nd-00:06
2nd Half	14-39	36%	5-17	29%	11-15	73%	Biggest Run: 7-0
Game	26-74	35.1%	9-32	28.1%	12-16	75.0%	Largest lead: By 0 at -

No.	Player	S	Pts	FG	3FG	FT	OR	DR	TR	PF	A	TO	Bk	Stl	Min	+	-
00	REBRACA, FILIP	F	2	1-3	0-0	0-0	0	5	5	1	1	1	0	0	16	29	
02	TOUSSAINT, JOE	G	9	3-3	1-1	2-2	0	0	0	2	4	0	0	4	16	29	
03	BOHANNON, JORDAN	G	18	6-8	6-8	0-0	0	0	0	1	1	0	0	1	17	37	
15	MURRAY, KEEGAN	F	24	8-10	3-4	5-5	2	5	7	3	1	0	5	0	17	38	
22	MCCAFFERY, PATRICK	F	11	3-6	0-3	5-6	0	4	4	0	4	2	0	0	22	29	
04	ULIS, AHRON	G	6	3-4	0-0	0-0	2	2	4	3	5	1	0	0	20	1	
11	PERKINS, TONY	G	6	1-7	0-2	4-4	1	4	5	3	2	2	1	0	19	8	
13	ASH, AUSTIN	G	3	0-3	0-3	3-4	0	0	0	2	2	1	0	0	13	-8	
20	SANDFORT, PAYTON	G	3	3-10	2-7	0-0	1	1	2	1	2	0	0	0	16	3	
24	MURRAY, KRIS	F	16	7-9	2-4	0-1	2	5	7	2	1	1	2	1	17	0	
25	LAKETA, LUC	G	0	0-0	0-0	0-0	0	0	0	0	0	0	0	0	2	1	
30	MCCAFFERY, CONNOR	G	3	1-1	1-1	0-0	1	6	7	0	0	0	0	0	14	3	
44	MULVEY, RILEY	C	0	0-1	0-0	0-0	0	1	1	2	1	0	0	0	10	-5	
TEAM							0	1	0	0							
TOTALS			106	36-65	15-33	19-22	10	33	43	20	24	8	8	6	199		

Shooting By Period	FG	FG%	3FG	3FG%	FT	FT%	Deadball Rebounds: 1.0
1st Half	19-33	58%	8-16	50%	10-11	91%	Last FG: 2nd-01:30
2nd Half	17-32	53%	7-17	41%	9-11	82%	Biggest Run: 14-0
Game	36-65	55.4%	15-33	45.5%	19-22	86.4%	Largest lead: By 39 at 2nd-16:04

Game Notes:	Score	1st	2nd	TOT	Points	LWD	U-I
Officials: Paul Szecel, Tim Stewart, Kevin Rahrer	LWD	29	44	73	In the Paint	26	36
Attendance: 9259	U-I	56	50	106	Off Turns	14	17
Start Time: 10:00 PM ET	LWD led for 0:00. U-I led for 39:35.		Game was tied for 0:18.		2nd Chance	18	17
End Time: 12:01 AM ET	Times tied: 0		Lead Changes: 0		Fast Break	2	22
Game Duration: 1:55	Per Poss		0.961		Bench	35	42
			32/76		Per Poss	1.493	45/71

Game 3 - Iowa 86, N.C. Central 69

Official Box Score
N.C. Central vs Iowa
 Game Totals - Final Statistics
 November 16, 2021 at Carver-Hawkeye Arena - Iowa City



No.	Player	S	Pts	FG	3FG	FT	OR	DR	TR	PF	A	TO	Bk	Stl	Min	+	-
00	CALDWELL, ALEX	G	3	1-3	1-2	0-0	0	1	1	4	0	2	0	0	9	-10	
02	MONROE, KRIS	F	10	4-9	1-2	1-2	3	1	4	3	0	4	1	0	35	-11	
11	MULTSBY, MAROUE	G	12	5-11	2-3	0-0	0	8	8	4	3	0	1	31	-2		
23	BUTLER, CAMERON	C	4	2-2	0-0	0-1	0	1	1	5	0	1	0	0	14	-12	
04	MILLER, RANDY	G	5	1-14	1-4	0-0	0	3	3	3	1	2	1	1	32	-19	
01	HARRIS, JADARIUS	G	0	0-1	0-1	0-0	0	0	0	2	0	0	0	0	4	4	
03	PRICE, ASANTI	F	2	1-3	0-1	0-0	1	0	1	2	0	0	0	0	10	-15	
04	KING, DONTAVIUS	F	4	2-3	0-0	0-0	0	2	2	5	1	0	1	1	17	4	
05	WRIGHT, JUSTIN	G	2	0-0	0-0	2-2	0	0	0	0	0	0	0	0	2	1	
21	BOONE, ERIC	G	9	2-9	0-2	5-6	1	4	5	0	5	1	0	1	32	-10	
24	FENNEL, NICOLAS	G	8	4-4	0-0	0-1	2	3	5	2	1	5	0	1	15	-15	
TEAM							1	0	1	0							
TOTALS			69	28-59	5-15	8-12	8	23	31	30	11	5	3	5	200		

Shooting By Period	FG	FG%	3FG	3FG%	FT	FT%	Deadball Rebounds: 1.0
1st Half	18-31	58%	3-7	43%	5-7	71%	Last FG: 2nd-05:15
2nd Half	10-28	36%	2-8	25%	3-5	60%	Biggest Run: 7-0
Game	28-59	47.5%	5-15	33.3%	8-12	66.7%	Largest lead: By 2 at 1st-19:39

No.	Player	S	Pts	FG	3FG	FT	OR	DR	TR	PF	A	TO	Bk	Stl	Min	+	-
00	REBRACA, FILIP	F	8	2-2	0-0	4-7	4	2	6	4	0	1	0	0	24	12	
02	TOUSSAINT, JOE	G	2	1-5	0-1	0-0	1	1	2	1	2	0	0	0	18	-8	
03	BOHANNON, JORDAN	G	7	1-10	1-9	4-4	0	2	2	0	1	0	0	0	25	-1	
15	MURRAY, KEEGAN	F	27	9-19	4-4	9-10	9	12	21	2	2	2	4	0	37	17	
22	MCCAFFERY, PATRICK	F	15	4-11	1-4	6-6	1	0	1	0	1	2	0	0	23	5	
04	ULIS, AHRON	G	12	2-5	1-1	7-8	0	3	3	1	4	2	0	1	22	25	
11	PERKINS, TONY	G	13	4-7	2-3	3-4	1	1	2	1	1	0	0	3	20	27	
13	ASH, AUSTIN	G	0	0-0	0-0	0-0	0	0	0	0	0	0	0	0	1	-1	
20	SANDFORT, PAYTON	G	0	0-1	0-1	0-0	0	1	1	0	0	0	0	0	9	-3	
23	OGUNDELE, JOSH	C	0	0-0	0-0	0-0	0	1	1	2	0	0	0	0	1	0	
30	MCCAFFERY, CONNOR	G	2	0-1	0-1	2-2	0	1	1	3	3	1	0	1	21	12	
TEAM							2	2	4	0							
TOTALS			86	23-61	5-23	35-41	18	26	44	14	15	8	4	5	200		

Shooting By Period	FG	FG%	3FG	3FG%	FT	FT%	Deadball Rebounds: 3.0
1st Half	14-34	41%	4-15	27%	17-18	94%	Last FG: 2nd-02:36
2nd Half	9-27	33%	1-8	13%	18-23	78%	Biggest Run: 15-0
Game	23-61	37.7%	5-23	21.7%	35-41	85.4%	Largest lead: By 19 at 2nd-01:44

Game Notes:	Score	1st	2nd	TOT	Points	NCC	U-I
Officials: Bill Elk, Steve Munkins, Brian McNutt	NCC	44	25	69	In the Paint	44	34
Attendance: 9132	U-I	49	37	86	Off Turns	6	16
Start Time: 09:05 PM ET	NCC led for 1:25. U-I led for 37:34.		Game was tied for 0:01.		2nd Chance	10	15
End Time: 11:03 PM ET	Times tied: 7		Lead Changes: 11		Fast Break	10	12
Game Duration: 1:58	Per Poss		1.000		Bench	25	27
			32/69		Per Poss	1.265	39/68

Game 2 - Iowa 89, Kansas City 57

Official Box Score
Kansas City vs Iowa
 Game Totals - Final Statistics
 November 12, 2021 at Carver-Hawkeye Arena - Iowa City

Game 5 - Iowa 109, Western Michigan 61

Official Box Score
Western Mich. vs Iowa
Game Totals -- Final Statistics
November 22, 2021 at Carver-Hawkeye Arena - Iowa City



No.	Player	S	Pts	FG	3FG	FT	OR	DR	TR	PF	A	TO	Bk	Stl	Min	+/-
00	HASTINGS, MARKEESE	F	0	0-5	0-1	0-0	2	4	6	2	2	1	0	0	15	-15
02	MARTIN, ADRIAN	G	0	0-3	0-2	0-0	0	1	1	1	1	0	0	0	15	-14
11	NORMAN JR., LAMAR	G	19	7-16	5-12	0-0	0	1	1	1	2	6	0	0	31	-45
22	WRIGHT, TITUS	C	7	3-5	0-1	1-1	1	6	7	1	0	1	1	1	27	-37
32	SMITH, MACK	G	12	4-5	0-0	4-4	1	5	6	2	5	4	1	0	24	-22
01	MC MILLAN, MILEEK	F	3	1-3	1-2	0-0	0	1	1	4	0	1	0	1	14	-11
12	FREEMAN, JOSIAH	G	4	2-5	0-3	0-0	0	1	1	0	0	2	0	1	20	-32
14	KIMBLE, CAMERON	G	2	1-4	0-2	0-0	0	0	0	2	1	2	0	2	11	-4
20	LOBSINGER, OWEN	F	2	1-4	0-1	0-0	2	3	5	3	1	2	0	0	16	-25
21	ETCHISON, GUS	G	4	2-10	0-2	0-0	0	3	3	0	2	1	0	1	18	-27
34	KOLP, DANNY	F	8	3-3	0-0	2-2	2	0	2	1	0	0	0	0	9	-8
	TEAM						5	0	5	0	4					
TOTALS			61	24-63	6-26	7-7	13	25	38	17	14	24	2	6	199	

Shooting By Period	FG	FG%	3FG	3FG%	FT	FT%	Deadball Rebounds: 0.0
1st Half	8-27	30%	2-14	14%	2-2	100%	Last FG: 2nd-00:18
2nd Half	16-36	44%	4-12	33%	5-5	100%	Biggest Run: 6-0
Game	24-63	38.1%	6-26	23.1%	7-7	100.0%	Largest lead: By 2 at 1st-19:16

Iowa 109

No.	Player	S	Pts	FG	3FG	FT	OR	DR	TR	PF	A	TO	Bk	Stl	Min	+/-
00	REBRACA, FILIP	F	6	2-5	0-1	2-2	2	3	5	1	0	1	0	1	18	19
02	TOUSSAINT, JOE	G	6	3-6	0-0	0-0	0	1	1	2	4	1	0	3	17	18
03	BOHANNON, JORDAN	G	5	2-7	1-5	0-0	0	0	0	1	3	1	0	3	19	20
15	MURRAY, KEEGAN	F	29	10-14	2-4	7-9	3	3	6	0	0	0	3	2	21	31
30	MCCAFFERY, CONNOR	G	0	0-3	0-3	0-0	0	2	2	1	2	0	0	0	22	32
04	ULIS, AHRON	G	2	1-4	0-0	0-0	0	2	2	0	8	2	0	1	19	23
11	PERKINS, TONY	G	15	5-6	1-1	4-4	0	0	0	2	1	0	0	2	17	31
13	ASH, AUSTIN	G	4	2-5	0-1	0-0	1	0	1	0	2	1	0	0	8	6
20	SANDFORT, PAYTON	G	19	6-10	5-7	2-2	1	2	3	0	0	0	1	1	16	28
24	MURRAY, KRIS	F	12	3-6	2-3	4-4	1	7	8	1	0	0	1	2	23	30
25	LAKETA, LUC	G	3	1-1	1-1	0-0	0	0	0	0	0	0	1	6	1	
44	MULVEY, RILEY	C	8	3-5	0-0	2-2	2	2	4	1	0	1	0	0	13	11
	TEAM						1	4	5	0	0					
TOTALS			109	38-72	12-26	21-23	11	26	37	9	20	7	6	15	199	

Shooting By Period	FG	FG%	3FG	3FG%	FT	FT%	Deadball Rebounds: 0.0
1st Half	16-31	52%	7-12	58%	10-11	91%	Last FG: 2nd-01:20
2nd Half	22-41	54%	5-14	36%	11-12	92%	Biggest Run: 13-0
Game	38-72	52.8%	12-26	46.2%	21-23	91.3%	Largest lead: By 54 at 2nd-02:10

Game Notes:	Score	1st	2nd	TOT	Points	WMU	IUJ
Officials: Rob Riley, Brooks Wells, Ed Phillips	WMU	20	41	61	In the Paint	30	50
Attendance: 10044	UI	49	60	109	Off Turns	6	36
Start Time: 08:33 PM ET					2nd Chance	10	14
End Time: 10:17 PM ET					Fast Break	12	31
Game Duration: 1:44					Bench	23	63
					Per Poss	0.772	1.434
						27/79	47/76

WMU led for 0:56. UIJ led for 37:17.
Game was tied for 1:31.
Times tied: 1 Lead Changes: 1

Game 6 - Iowa 85, Portland State 51

Official Box Score
Portland St. vs Iowa
Game Totals -- Final Statistics
November 26, 2021 at Carver-Hawkeye Arena - Iowa City



No.	Player	S	Pts	FG	3FG	FT	OR	DR	TR	PF	A	TO	Bk	Stl	Min	+/-
01	JEAN-MARIE, JAMES	F	7	3-10	0-0	1-2	11	4	15	3	1	5	1	0	33	-27
05	CARTER III, MICHAEL	G	8	3-7	2-5	0-0	1	1	2	1	4	3	1	1	30	-20
22	RUFFIN, MARLON	G	18	7-14	1-6	3-4	0	4	4	2	1	2	0	2	31	-25
23	THOMAS, KHALID	F	11	5-13	0-5	1-1	1	8	9	3	1	2	0	1	27	-16
55	STARKS, MIKAL	G	0	0-5	0-3	0-0	0	1	1	2	0	0	0	2	22	-21
02	BURKE, IAN	G	2	1-2	0-0	0-0	1	0	1	0	0	0	0	0	11	-12
03	BUKLEY, EZEKIEL	G	3	1-5	0-3	0-0	0	3	3	0	2	5	0	0	17	-12
04	DAWSON, PARIS	G	2	0-3	0-2	2-2	0	1	1	1	0	0	0	0	9	-10
10	CURTISS, HAYDEN	F	0	0-0	0-0	0-0	0	1	1	0	0	0	0	0	3	-7
12	WOOD, TREVY	F	0	0-3	0-2	0-0	1	0	1	0	0	1	0	0	2	-5
15	NELSON, GIO	G	0	0-1	0-1	0-0	0	0	0	2	0	0	0	0	2	-5
32	EYMAN, JACOB	C	0	0-1	0-0	0-0	0	0	0	3	0	1	0	2	14	-10
	TEAM						1	0	1	0	0					
TOTALS			51	20-65	4-27	7-9	16	23	39	17	10	23	2	8	199	

Shooting By Period	FG	FG%	3FG	3FG%	FT	FT%	Deadball Rebounds: 1.0
1st Half	8-28	29%	2-13	15%	2-2	100%	Last FG: 2nd-02:22
2nd Half	12-37	32%	2-14	14%	5-7	71%	Biggest Run: 7-0
Game	20-65	30.8%	4-27	14.8%	7-9	77.8%	Largest lead: By 0 at 2nd-00:04

Iowa 85

No.	Player	S	Pts	FG	3FG	FT	OR	DR	TR	PF	A	TO	Bk	Stl	Min	+/-
00	REBRACA, FILIP	F	5	2-5	0-0	1-2	2	7	9	1	0	3	2	1	17	11
02	TOUSSAINT, JOE	G	2	1-4	0-0	0-0	0	0	0	2	3	0	0	1	13	8
03	BOHANNON, JORDAN	G	5	1-4	0-3	3-3	0	0	0	0	1	0	0	1	25	18
15	MURRAY, KEEGAN	F	23	10-16	1-5	2-2	3	6	9	1	0	0	1	2	27	17
22	MCCAFFERY, PATRICK	F	14	5-10	1-3	3-3	0	2	2	0	1	1	0	1	20	16
04	ULIS, AHRON	G	0	0-1	0-0	0-0	0	2	2	1	0	2	0	0	12	15
11	PERKINS, TONY	G	10	4-6	0-0	2-2	1	1	2	0	2	0	0	0	13	12
13	ASH, AUSTIN	G	8	3-3	2-2	0-0	1	1	2	0	0	0	0	0	5	6
20	SANDFORT, PAYTON	G	4	1-5	0-4	2-2	1	1	2	1	2	1	0	0	20	18
23	OGUNDELE, JOSH	C	1	0-1	0-0	1-3	1	1	2	0	0	0	0	2	4	4
24	MURRAY, KRIS	F	13	5-9	2-2	1-2	3	6	9	1	2	1	0	1	20	18
25	LAKETA, LUC	G	0	0-1	0-0	0-0	1	0	1	0	0	0	0	0	2	5
30	MCCAFFERY, CONNOR	G	0	0-1	0-0	0-0	0	3	3	2	7	0	0	2	19	17
44	MULVEY, RILEY	C	0	0-0	0-0	0-0	0	0	0	0	0	0	0	0	2	5
	TEAM						0	3	3	0	0					
TOTALS			85	32-66	6-19	15-19	13	30	43	12	15	13	4	11	199	

Shooting By Period	FG	FG%	3FG	3FG%	FT	FT%	Deadball Rebounds: 2.0
1st Half	12-33	36%	2-9	22%	5-6	83%	Last FG: 2nd-01:26
2nd Half	20-33	61%	4-10	40%	10-13	77%	Biggest Run: 10-0
Game	32-66	48.5%	6-19	31.6%	15-19	78.9%	Largest lead: By 34 at 2nd-00:34

Game Notes:	Score	1st	2nd	TOT	Points	PSU	IUJ
Officials: Donnie Eppley, John Floyd, King Whitstone	PSU	20	31	51	In the Paint	22	46
Attendance: 11756	UI	31	54	85	Off Turns	17	23
Start Time: 07:01 PM ET					2nd Chance	9	17
End Time: 08:46 PM ET					Fast Break	6	20
Game Duration: 1:45					Bench	7	36
					Per Poss	0.689	1.197
						23/74	39/71

PSU led for 0:06. UIJ led for 39:02.
Game was tied for 0:41.
Times tied: 0 Lead Changes: 0

Game 7 - Iowa 75, Virginia 74

Official Box Score
Iowa vs Virginia
Game Totals -- Final Statistics
November 29, 2021 at John Paul Jones Arena - Charlottesville

Game 9 - Illinois 87, Iowa 83

Official Box Score
Illinois vs Iowa
 Game Totals -- Final Statistics
 December 06, 2021 at Carver-Hawkeye Arena - Iowa City, IA



No.	Player	S	Pts	FG	3FG	FT	OR	DR	TR	PF	A	TO	Bk	Stl	Min	+/-
01	FRAZIER, TRENT	G	18	5-9	3-5	5-6	2	6	8	0	2	5	0	0	37	11
11	PLUMMER, ALFONSO	G	21	6-11	4-8	5-5	0	2	2	4	1	2	0	0	33	-9
20	WILLIAMS, DAMONTE	G	3	1-2	0-0	1-1	2	2	4	3	6	2	0	1	30	-7
21	COCKBURN, KOFI	G	17	6-12	0-0	5-6	5	13	18	3	0	1	0	0	30	-6
33	HAWKINS, COLEMAN	F	7	2-8	0-2	3-4	2	5	7	5	3	0	1	0	24	0
03	GRANDISON, JACOB	F	21	6-14	4-9	5-6	2	1	3	1	2	0	0	0	30	7
04	PAYNE, OMAR	F	0	0-0	0-0	0-0	0	0	0	2	0	1	0	0	1	0
10	GOODE, LUKE	G	0	0-1	0-1	0-0	0	2	2	0	0	0	0	0	6	-5
13	BOSMANS-VERDONK, BENJAMIN	F	0	0-2	0-0	0-0	3	0	3	1	0	0	0	0	9	3
TEAM							3	2	5	0	4					
TOTALS			87	26-59	11-25	24-28	19	33	52	19	16	18	0	4	200	

Shooting By Period	FG	FG%	3FG	3FG%	FT	FT%	Deadball Rebounds: 4.0
1st Half	14-33	42%	8-18	44%	3-4	75%	Last FG: 2nd-01:20
2nd Half	12-26	46%	3-7	43%	21-24	88%	Biggest Run: 10-0
Game	26-59	44.1%	11-25	44.0%	24-28	85.7%	Largest lead: By 15 at 2nd-08:57

No.	Player	S	Pts	FG	3FG	FT	OR	DR	TR	PF	A	TO	Bk	Stl	Min	+/-
00	REBRACA, FILIP	F	3	1-4	0-1	1-2	2	6	8	4	2	1	0	0	21	-1
02	TOUSSAINT, JOE	G	2	1-7	0-2	0-0	2	0	2	1	3	1	0	1	16	-11
03	BOHANNON, JORDAN	G	4	2-5	0-1	0-0	0	0	0	2	1	1	0	0	17	-15
15	MURRAY, KEEGAN	F	19	7-15	1-4	4-7	1	1	2	1	0	1	2	3	30	-11
22	MCCAFFERY, PATRICK	F	12	5-11	2-2	0-1	1	1	2	1	0	0	0	0	24	-10
04	ULIS, AHRON	G	11	3-6	1-2	4-4	0	0	0	4	7	0	0	3	24	9
11	PERKINS, TONY	G	16	6-8	2-3	2-3	0	0	0	3	0	0	0	1	24	11
20	SANDFORT, PAYTON	G	5	2-3	1-2	0-0	1	0	1	0	0	0	1	0	10	7
23	OGUNDELE, JOSH	C	0	0-0	0-0	0-0	0	0	0	0	0	0	0	2	-8	
24	MURRAY, KRIS	F	8	3-8	0-3	2-2	2	3	5	2	2	0	0	0	17	5
30	MCCAFFERY, CONNOR	G	3	1-2	1-2	0-0	0	0	0	3	1	0	0	1	15	4
TEAM							0	3	3	0	0					
TOTALS			83	31-69	8-22	13-19	9	14	23	21	16	4	5	9	200	

Shooting By Period	FG	FG%	3FG	3FG%	FT	FT%	Deadball Rebounds: 2.0
1st Half	15-32	47%	4-12	33%	2-3	67%	Last FG: 2nd-00:01
2nd Half	16-37	43%	4-10	40%	11-16	69%	Biggest Run: 14-0
Game	31-69	44.9%	8-22	36.4%	13-19	68.4%	Largest lead: By 9 at 1st-05:58

Game Notes:	Score	1st	2nd	TOT	Points	ILL	IU
Officials: B.J. Carstensen, Lewis Garrison, Eric Curry	ILL	39	48	87	In the Paint	26	42
Start Time: 07:01 PM ET	UI	36	47	83	Off Turns	8	26
Conference Game:					2nd Chance	24	11
					Fast Break	2	17
					Bench	21	43
					Per Poss	1.243	1.203
						37/70	38/69

Game 11 - Iowa 94, Utah State 75

Official Box Score
Utah State vs Iowa
 Game Totals -- Final Statistics
 December 19, 2021 at Sanford Pentagon



No.	Player	S	Pts	FG	3FG	FT	OR	DR	TR	PF	A	TO	Bk	Stl	Min	+/-
04	HORWATH, BRANDON	F	18	6-11	3-5	3-8	0	6	6	1	2	3	0	0	30	-16
05	EYTLER-ROCK, RJ	G	4	0-4	0-3	4-4	0	1	1	2	2	0	0	0	25	-20
15	JONES, RYLAN	G	5	2-6	0-0	1-2	0	1	1	4	5	2	0	1	23	-9
22	MILLER, BROCK	G	8	3-5	1-3	1-2	0	3	3	2	1	3	0	0	29	-21
34	BEAN, JUSTIN	F	17	7-9	1-2	2-2	0	2	2	4	4	2	0	2	29	-18
03	ASHWORTH, STEVEN	G	6	2-7	2-6	0-0	0	1	1	3	4	2	0	0	26	-15
11	SHULGA, MAX	G	7	1-2	1-2	4-4	0	2	2	1	0	0	0	1	13	5
12	ZAPALA, SZYMON	C	2	1-1	0-0	0-2	1	2	3	0	0	0	1	0	2	4
21	THELLESEN, NORBERT	F	0	0-1	0-1	0-0	0	0	0	0	0	0	0	0	5	7
24	HAMODA, ZEE	F	4	2-3	0-1	0-0	0	2	3	0	0	0	0	0	8	1
32	DORIUS, TREVIN	C	4	1-2	0-0	2-2	1	3	4	2	0	0	0	0	10	-13
TEAM							0	0	0	0	0					
TOTALS			75	25-51	8-23	17-24	2	21	23	19	18	14	1	4	200	

Shooting By Period	FG	FG%	3FG	3FG%	FT	FT%	Deadball Rebounds: 4.0
1st Half	16-30	53%	6-13	46%	5-6	83%	Last FG: 2nd-01:24
2nd Half	9-21	43%	2-10	20%	12-18	67%	Largest lead: By 4 at
Game	25-51	49.0%	8-23	34.8%	17-24	70.8%	Technical Fouls: #0 TEAM @ 2nd -10:22

No.	Player	S	Pts	FG	3FG	FT	OR	DR	TR	PF	A	TO	Bk	Stl	Min	+/-
00	REBRACA, FILIP	F	7	3-5	0-0	1-2	1	3	4	3	0	1	1	0	21	-2
02	TOUSSAINT, JOE	G	4	2-2	0-0	0-0	1	0	1	2	2	3	0	0	19	1
03	BOHANNON, JORDAN	G	11	4-7	2-5	1-1	0	1	1	3	2	1	0	1	22	18
15	MURRAY, KEEGAN	F	35	13-17	2-5	7-8	3	4	7	1	1	1	1	2	29	22
22	MCCAFFERY, PATRICK	F	12	5-9	1-3	1-2	0	6	6	1	3	1	0	2	22	20
04	ULIS, AHRON	G	4	1-4	0-1	2-2	1	3	4	0	4	2	0	2	19	22
11	PERKINS, TONY	G	2	0-5	0-4	2-2	0	3	3	2	4	0	1	2	18	1
13	ASH, AUSTIN	G	0	0-2	0-2	0-0	0	0	0	0	0	0	0	0	3	-4
20	SANDFORT, PAYTON	G	0	0-3	0-1	0-0	1	2	3	4	1	0	0	0	8	-9
23	OGUNDELE, JOSH	C	2	1-1	0-0	0-0	0	0	0	0	0	0	0	0	2	-4
24	MURRAY, KRIS	F	17	6-8	3-4	2-4	2	2	4	3	2	0	1	2	19	20
30	MCCAFFERY, CONNOR	G	0	0-1	0-1	0-0	0	1	1	1	2	0	0	0	16	14
44	MULVEY, RILEY	C	0	0-0	0-0	0-0	0	0	0	0	0	0	0	0	2	-4
TEAM							1	0	1	0						
TOTALS			94	35-64	8-26	16-21	10	25	35	21	9	4	11	200		

Shooting By Period	FG	FG%	3FG	3FG%	FT	FT%	Deadball Rebounds: 2.0
1st Half	20-29	69%	3-8	38%	8-10	80%	Last FG: 2nd-00:57
2nd Half	15-35	43%	5-18	28%	8-11	73%	Largest lead: By 29 at
Game	35-64	54.7%	8-26	30.8%	16-21	76.2%	Technical Fouls: #0 TEAM @ 1st -17:32

Game Notes:	Score	1st	2nd	TOT	Points	USU	UI
Officials: Kelly Pfeifer, Rob Kueneman, Larry Scortitto	USU	43	32	75	In the Paint	28	48
Start Time: 02:30 AM	UI	51	43	94	Off Turns	3	18
Neutral Court:					2nd Chance	6	0
					Fast Break	2	20
					Bench	23	25
					Per Poss	1.027	1.324
						34/73	43/71

Game 10 - #17 Iowa State 73, Iowa 53

Official Box Score
Iowa vs #17 Iowa State
 Game Totals -- Final Statistics
 December 09, 2021 at James H. Hilton Coliseum - Ames, Iowa

No.	Player	S	Pts	FG	3FG	FT	OR	DR	TR	PF	A	TO	Bk	Stl	Min	+/-
00	REBRACA, FILIP	F	7	2-3	0-0	3-4	1	3	4	3	1	2	0	0	21	-13
02	TOUSSAINT, JOE	G	0	0-1	0-0	0-0	0	1	1	1	0	1	0	0	12	-8
03	BOHANNON, JORDAN	G	17	4-12	3-8	6-6	1	1	2	2	0	2	0	0	31	-10
15	MURRAY, KEEGAN	F	9	4-17	1-6	0-0	6	1	7	3	1	1	2	3	37	-15
22	MCCAFFERY, PATRICK	F	7	2-9	1-5	2-2	0	4	4	1	1	1	0	1	26	-7
04	ULIS, AHRON	G	0	0-2	0-0	0-0	0	2	2	1	4	2	0	1	15	0
11	PERK															

Game 13 - Iowa 92, Western Illinois 71

Official Box Score
Western Ill. vs Iowa
Game Totals -- Final Statistics
December 29, 2021 at Carver-Hawkeye Arena - Iowa City



No.	Player	S	Pts	FG	3FG	FT	OR	DR	TR	PF	A	TBk	Stl	Min	+/-	
02	PEARSON, TAMELL	F	4	2-4	0-0	0-0	2	2	4	2	1	3	0	1	33	-22
05	MASSNER, TRENTON	G	20	9-17	0-4	2-2	0	2	2	1	2	1	0	2	38	-20
15	SANDAGE, COLTON	G	15	6-14	3-11	0-0	0	4	4	2	0	0	0	0	28	-15
25	CARIUS, WILL	F	12	4-16	2-9	2-2	5	4	9	3	0	0	0	0	34	-18
44	BARISIC, LUKA	F	12	5-13	0-6	2-2	2	1	3	2	0	0	0	1	21	-7
03	BURRELL, CAMERON	F	0	0-1	0-0	0-0	0	0	0	0	0	0	0	0	4	-7
11	FLORES, JADRIAN	G	2	1-2	0-0	0-0	1	0	1	3	0	1	0	1	9	-4
12	ANHOLD, ADAM	F	0	0-0	0-0	0-0	0	0	0	0	0	0	0	0	2	0
13	LAMAR, BRADEN	G	0	0-0	0-0	0-0	0	0	0	1	0	0	0	0	3	-2
21	JETER IV, ROBERT	G	0	0-0	0-0	0-0	0	0	0	0	0	1	0	0	2	-2
22	LEE, KJ	G	0	0-1	0-0	0-0	0	0	0	0	0	0	0	0	3	-2
24	DIXON, GEORGE	F	6	3-4	0-0	0-0	1	6	7	2	1	2	0	1	22	-6
	TEAM						1	0	1	0	0	1				
TOTALS			71	30-72	5-30	6-6	12	19	31	16	4	9	0	6	200	

Shooting By Period	FG	FG%	3FG	3FG%	FT	FT%	Deadball Rebounds: 0.0
1st Half	14-37	38%	3-19	16%	2-2	100%	Last FG: 2nd-03:21
2nd Half	16-35	46%	2-11	18%	4-4	100%	Biggest Run: 6-0
Game	30-72	41.7%	5-30	16.7%	6-6	100.0%	Largest lead: By 9 at 1st-19:21

No.	Player	S	Pts	FG	3FG	FT	OR	DR	TR	PF	A	TBk	Stl	Min	+/-	
00	REBRACA, FILIP	F	5	2-3	0-0	1-2	0	4	4	0	0	1	0	0	17	13
02	TOUSSAINT, JOE	G	2	0-1	0-0	2-2	1	4	5	1	1	0	0	0	13	4
03	BOHANNON, JORDAN	G	13	3-9	1-6	6-6	0	1	1	2	3	1	0	0	24	22
15	MURRAY, KEEGAN	F	29	13-20	1-4	2-3	2	8	10	1	3	1	3	3	35	27
22	MCCAFFERY, PATRICK	F	11	4-8	1-2	2-2	0	3	3	0	1	2	2	0	24	11
04	ULIS, AHRON	G	7	1-3	0-0	5-5	0	3	3	3	5	2	0	1	19	4
11	PERKINS, TONY	G	4	2-4	0-0	0-0	0	3	3	1	2	1	0	0	21	10
13	ASH, AUSTIN	G	2	1-1	0-0	0-0	0	0	0	0	0	0	0	0	3	2
20	SANDFORT, PAYTON	G	13	5-7	3-3	0-0	4	1	5	1	0	0	0	1	17	11
24	MURRAY, KRIS	F	6	3-7	0-0	0-0	3	1	4	3	0	2	0	1	13	-6
25	LAKETA, LUC	G	0	0-0	0-0	0-0	0	0	0	0	0	0	0	0	2	0
30	MCCAFFERY, CONNOR	G	0	0-0	0-0	0-0	0	1	1	0	0	0	0	0	10	5
44	MULVEY, RILEY	C	0	0-0	0-0	0-0	0	0	0	0	0	0	1	0	2	2
	TEAM						1	1	2	0	1					
TOTALS			92	34-63	6-15	18-20	11	30	41	12	15	12	8	5	200	

Shooting By Period	FG	FG%	3FG	3FG%	FT	FT%	Deadball Rebounds: 1.0
1st Half	21-36	58%	5-10	50%	6-7	86%	Last FG: 2nd-01:49
2nd Half	13-27	48%	1-5	20%	12-13	92%	Biggest Run: 8-0
Game	34-63	54.0%	6-15	40.0%	18-20	90.0%	Largest lead: By 21 at 2nd-01:49

Game Notes:	Score	1st	2nd	TOT	Points	WIU	UI
Officials: Donnie Eppley, Brandon Cruz, Chad Barlow	WIU	33	38	71	In the Paint	42	54
Attendance: 19056	UI	53	39	92	Off Turns	14	9
Start Time: 08:01 PM ET	WIU led for 0:00, UI led for 39:26.				2nd Chance	13	12
End Time: 09:46 PM ET	Game was tied for 0:28.				Fast Break	2	31
Game Duration: 1:44	Times tied: 1	Lead Changes: 0			Bench	8	32
	Per Poss					1,014	1,298
						32/70	42/71

Game 15 - #23 Wisconsin 87, Iowa 78

Official Box Score
Iowa vs Wisconsin
Game Totals -- Final Statistics
January 06, 2022 at Kohl Center (Al Nicholas Court) - Madison



No.	Player	S	Pts	FG	3FG	FT	OR	DR	TR	PF	A	TBk	Stl	Min	+/-	
00	REBRACA, FILIP	F	2	1-2	0-0	0-0	0	1	1	2	0	0	0	0	12	-11
02	TOUSSAINT, JOE	G	6	3-5	0-1	0-0	0	0	0	1	4	2	0	0	28	-13
03	BOHANNON, JORDAN	G	12	3-6	3-6	3-6	0	1	1	2	3	0	0	0	19	-3
15	MURRAY, KEEGAN	F	27	10-16	2-4	5-9	1	4	5	0	0	3	3	1	35	-17
22	MCCAFFERY, PATRICK	F	10	4-10	0-2	2-3	1	6	7	4	3	0	1	0	26	-8
04	ULIS, AHRON	G	2	1-2	0-0	0-0	0	3	3	0	2	1	0	0	15	-8
11	PERKINS, TONY	G	0	0-4	0-1	0-0	1	0	1	2	1	0	0	0	11	-9
13	ASH, AUSTIN	G	2	1-1	0-0	0-0	0	0	0	0	0	0	0	0	1	7
20	SANDFORT, PAYTON	G	0	0-2	0-1	0-0	1	0	1	1	2	1	0	0	7	-3
23	OGUNDELE, JOSH	C	3	1-2	0-0	1-1	1	0	1	1	0	0	1	0	4	9
24	MURRAY, KRIS	F	12	5-10	2-5	0-0	0	3	3	3	2	1	2	2	20	7
30	MCCAFFERY, CONNOR	G	0	0-0	0-0	0-0	1	0	1	5	2	0	0	1	15	2
44	MULVEY, RILEY	C	2	1-1	0-0	0-0	0	1	1	1	0	0	0	0	6	2
	TEAM						0	1	1	0	0					
TOTALS			78	30-61	7-20	11-19	6	20	26	22	19	8	7	4	199	

Shooting By Period	FG	FG%	3FG	3FG%	FT	FT%	Deadball Rebounds: 3.2
1st Half	14-32	44%	1-6	17%	3-6	50%	Last FG: 2nd-00:15
2nd Half	16-29	55%	6-14	43%	8-13	62%	Biggest Run: 9-0
Game	30-61	49.2%	7-20	35.0%	11-19	57.9%	Largest lead: By 23 at 2nd-01:54

No.	Player	S	Pts	FG	3FG	FT	OR	DR	TR	PF	A	TBk	Stl	Min	+/-	
01	DAVIS, JOHNNY	G	26	10-18	3-7	3-5	1	8	9	3	5	2	0	0	35	21
05	WAHL, TYLER	F	16	6-7	0-0	4-8	3	6	9	2	2	1	2	32	15	
22	CROWL, STEVEN	F	12	6-8	0-0	0-0	1	2	3	2	3	0	0	1	24	24
23	HEPBURN, CHUCKY	G	11	3-9	1-4	4-4	0	2	2	2	1	0	0	2	31	21
34	DAVISON, BRAD	G	18	6-11	1-3	5-5	3	4	7	1	2	1	0	1	32	17
00	NEATH, JAHOOBI	G	2	1-3	0-1	0-1	1	3	4	1	1	1	0	0	14	-2
02	DAVIS, JORDAN	G	0	0-0	0-0	0-0	0	0	0	0	0	0	0	0	1	-7
04	HIGGINBOTTOM, CARTER	G	0	0-1	0-0	0-0	0	0	0	0	0	0	0	0	1	-8
10	LINDSEY, ISAAC	G	0	0-0	0-0	0-0	0	0	0	0	0	0	0	0	4	-4
11	BOWMAN II, LORNE	G	0	0-3	0-1	0-0	0	0	0	2	0	1	0	0	9	-8
14	GILMORE, CARTER	F	2	1-2	0-1	0-0	0	0	0	3	0	0	0	0	7	1
20	CARLSON, BEN	F	0	0-1	0-0	0-0	0	0	0	0	0	0	0	0	1	-7
33	VOGT, CHRIS	C	0	0-3	0-0	0-0	2	2	4	3	1	0	0	0	12	-10
35	SILVER, MARKUS	F	0	0-0	0-0	0-0	0	0	0	1	0	1	0	0	1	-8
	TEAM						4	1	5	0	1					
TOTALS			87	33-66	5-17	16-23	15	28	43	20	15	8	1	6	199	

Shooting By Period	FG	FG%	3FG	3FG%	FT	FT%	Deadball Rebounds: 3.2
1st Half	17-34	50%	4-14	29%	7-12	58%	Last FG: 2nd-03:02
2nd Half	16-32	50%	1-3	33%	9-11	82%	Biggest Run: 12-0
Game	33-66	50.0%	5-17	29.4%	16-23	69.6%	Largest lead: By 23 at 2nd-07:08

Game Notes:	Score	1st	2nd	TOT	Points	IOW	WIS
Officials: Kelly Pfeiffer, Don Dally, Brian Dorsey	IOW	32	46	78	In the Paint	38	40
Attendance: 15212	WIS	45	42	87	Off Turns	8	13
Start Time: 09:08 PM ET	IOW led for 0:40, WIS led for 37:50.				2nd Chance	14	18
End Time: 11:08 PM ET	Game was tied for 1:15.				Fast Break	9	5
Game Duration: 2:01	Times tied: 2	Lead Changes: 1			Bench	21	4
Conference Game:	Per Poss					1,130	1,243

Game 17 - Iowa 81, Minnesota 71

Official Box Score
Iowa vs Minnesota
Game Totals -- Final Statistics
January 16, 2022 at Williams Arena - Minneapolis



No.	Player	S	Pts	FG	3FG	FT	OR	DR	TR	PF	A	TO	Bk	Stl	Min	+/-
00	REBRACA, FILIP	F	12	6-11	0-1	0-0	6	6	12	2	1	2	3	32	8	
02	TOUSSAINT, JOE	G	8	4-8	0-2	0-1	0	2	2	1	7	3	0	1	26	6
03	BOHANNON, JORDAN	G	12	3-11	2-8	4-4	1	2	3	2	2	1	0	3	30	9
15	MURRAY, KEEGAN	F	25	11-17	1-3	2-3	4	6	10	2	0	0	2	2	36	6
22	MCCAFFERY, PATRICK	F	12	4-11	2-5	2-4	0	3	3	0	1	0	1	0	31	11
04	ULIS, AHRON	G	0	0-1	0-0	0-0	1	1	2	2	3	0	0	0	12	1
11	PERKINS, TONY	G	5	2-3	0-0	1-1	0	2	2	1	1	0	0	0	12	7
20	MURRAY, PAYTON	G	2	1-2	0-1	0-0	0	1	1	2	2	0	0	0	9	-1
24	MURRAY, KRIS	F	5	2-4	0-2	1-3	1	1	2	0	1	1	0	1	11	3
	TEAM						2	1	3	0	0	0	0			
	TOTALS		81	33-68	5-22	10-16	15	25	40	14	18	8	5	10	200	

Shooting By Period	FG	FG%	3FG	3FG%	FT	FT%	Deadball Rebounds: 2.0
1st Half	20-42	48%	3-9	22%	1-1	100%	Last FG: 2nd-00:59
2nd Half	13-26	50%	3-13	23%	9-15	60%	Biggest Run: 8-0
Game	33-68	48.5%	6-22	27.7%	10-16	62.5%	Largest lead: By 23 at 2nd-11:54

Minnesota 71

No.	Player	S	Pts	FG	3FG	FT	OR	DR	TR	PF	A	TO	Bk	Stl	Min	+/-
00	WILLIS, PAYTON	G	11	4-8	0-3	3-5	0	6	6	3	4	3	0	2	37	-8
10	BATTLE, JAMISON	F	20	7-14	4-7	2-4	0	8	8	2	2	2	0	0	39	-6
12	LOEWE, LUKE	G	4	2-8	0-1	0-0	0	0	0	5	0	2	0	0	31	-9
15	DANIELS, CHARLIE	F	4	2-4	0-0	0-0	1	4	5	3	3	2	1	28	-19	
20	STEPHENS, E.J.	G	22	9-15	2-5	2-2	0	2	2	1	2	0	1	40	-10	
02	THIAM, ABDOULAYE	G	2	1-2	0-0	0-0	0	0	0	1	1	0	0	0	4	-6
25	RAMBERG, WILL	G	0	0-1	0-0	0-0	1	1	2	1	1	0	0	1	11	-3
42	THOMPSON, TREYTON	C	8	3-3	0-0	2-3	2	0	2	2	0	0	0	0	11	11
	TEAM						3	3	6	0	1					
	TOTALS		71	28-55	6-16	9-14	7	24	31	18	12	14	2	5	200	

Shooting By Period	FG	FG%	3FG	3FG%	FT	FT%	Deadball Rebounds: 0.0
1st Half	12-27	44%	1-7	14%	2-5	40%	Last FG: 2nd-01:30
2nd Half	16-28	57%	5-9	56%	7-9	78%	Biggest Run: 9-0
Game	28-55	50.9%	6-16	37.5%	9-14	64.3%	Largest lead: By 5 at 1st-17:23

Game Notes:	Score	1st	2nd	TOT	Points	IWA	UMN
Officials: Larry Scrotto, Brian Dorsey, Brandon Cruz	IWA	43	38	81	In the Paint	52	32
Attendance: 19925	UMN	27	44	71	Off Turns	12	11
Start Time: 02:08 PM ET					2nd Chance	17	3
End Time: 04:31 PM ET	IWA led for 34:46. UMN led for 4:23.				Fast Break	12	2
Game Duration: 2:23	Game was tied for 0:48.				Bench	12	10
Conference Game:	Times tied: 1	Lead Changes: 1			Per Poss	39/67	10/44

Game 18 - Rutgers 48, Iowa 46

Official Box Score
Iowa vs Rutgers
Game Totals -- Final Statistics
January 19, 2022 at Jersey Mike's Arena - Piscataway



No.	Player	S	Pts	FG	3FG	FT	OR	DR	TR	PF	A	TO	Bk	Stl	Min	+/-
00	REBRACA, FILIP	F	8	4-10	0-0	0-1	4	6	10	3	0	1	0	2	34	-2
02	TOUSSAINT, JOE	G	8	2-3	1-1	3-4	1	4	5	1	5	3	0	3	34	4
03	BOHANNON, JORDAN	G	6	2-11	2-10	0-0	0	1	1	2	0	1	0	0	28	5
15	MURRAY, KEEGAN	F	13	5-14	2-6	1-2	3	10	13	4	1	2	2	1	35	-4
22	MCCAFFERY, PATRICK	F	11	4-12	1-5	2-4	1	2	3	0	2	0	1	1	31	5
04	ULIS, AHRON	G	0	0-2	0-0	0-0	0	0	0	1	0	1	0	0	6	-6
11	PERKINS, TONY	G	0	0-2	0-1	0-0	0	0	0	0	1	0	1	0	10	-7
13	ASH, AUSTIN	G	0	0-0	0-0	0-0	0	0	0	0	0	0	0	0	0	0
20	SANFORD, PAYTON	F	0	0-1	0-0	0-0	0	0	0	0	0	0	0	0	3	0
24	MURRAY, KRIS	G	0	0-5	0-3	0-0	0	0	0	2	0	0	2	0	11	2
30	MCCAFFERY, CONNOR	G	0	0-1	0-1	0-0	0	3	3	2	0	1	0	0	9	-7
	TEAM						0	2	3	0	0	0				
	TOTALS		46	17-61	6-27	6-11	9	29	38	16	8	10	5	8	200	

Shooting By Period	FG	FG%	3FG	3FG%	FT	FT%	Deadball Rebounds: 2.0
1st Half	10-34	29%	4-14	29%	3-5	60%	Last FG: 2nd-00:27
2nd Half	7-27	26%	2-13	15%	3-6	50%	Biggest Run: 8-0
Game	17-61	27.9%	6-27	22.2%	6-11	54.5%	Largest lead: By 8 at 2nd-18:43

Rutgers 48

No.	Player	S	Pts	FG	3FG	FT	OR	DR	TR	PF	A	TO	Bk	Stl	Min	+/-
00	BAKER, GEO	G	8	3-10	0-3	2-2	0	4	4	1	3	2	3	1	34	1
04	MULCAHY, PAUL	G	5	2-9	1-3	0-0	2	4	6	2	7	3	0	0	39	2
11	OMORUYI, CLIFFORD	C	7	3-9	0-0	1-3	4	10	14	3	2	3	2	26	5	
22	MCCONNELL, CALEB	G	4	2-5	0-2	0-0	0	7	7	3	1	2	2	1	33	2
04	HARPER JR., RON	G	15	5-10	1-2	4-4	0	5	5	2	0	2	1	1	37	-1
01	PALMQUIST, OSKAR	F	0	0-1	0-0	0-0	1	0	1	0	0	0	0	0	2	-4
02	MILLER, JALEN	G	0	0-0	0-0	0-0	0	2	2	1	0	1	0	0	2	2
03	MAG, MAWOT	F	0	0-3	0-1	0-0	0	0	0	0	0	0	0	0	5	-6
05	HYATT, AUNDRE	F	1	0-7	0-2	1-2	3	2	5	0	0	0	0	1	12	8
21	REIBER, DEAN	F	4	2-3	0-0	0-0	0	1	1	2	2	1	1	1	7	0
35	AGEE, RALPH	F	4	1-1	0-0	2-2	0	0	1	1	0	0	0	0	3	1
	TEAM						1	3	4	0	1					
	TOTALS		48	18-58	2-13	10-13	11	38	49	15	13	15	10	7	200	

Shooting By Period	FG	FG%	3FG	3FG%	FT	FT%	Deadball Rebounds: 3.0
1st Half	10-30	33%	2-7	29%	2-2	100%	Last FG: 2nd-02:30
2nd Half	8-28	29%	0-6	00%	8-11	73%	Biggest Run: 6-0
Game	18-58	31.0%	2-13	15.4%	10-13	76.9%	Largest lead: By 3 at 2nd-02:00

Game Notes:	Score	1st	2nd	TOT	Points	UOI	RUT
Officials: Courtney Green, Donnie Eppley, Brooks Wells	UOI	27	19	46	In the Paint	22	28
Attendance: 12729	RUT	24	24	48	Off Turns	6	8
Start Time: 08:30 PM ET					2nd Chance	6	4
Conference Game:	UOI led for 19:59. RUT led for 9:03.				Fast Break	6	6
	Game was tied for 0:00.				Bench	0	9
	Times tied: 8	Lead Changes: 10			Per Poss	17/19	17/27

Game 19 - Iowa 68, Penn State 51

Official Box Score
Penn St. vs Iowa
Game Totals -- Final Statistics
January 22, 2022 at Carver-Hawkeye Arena - Iowa City



No.	Player	S	Pts	FG	3FG	FT	OR	DR	TR	PF	A	TO	Bk	Stl	Min	+/-
01	LUNDY, SETH	F	8	3-11	2-7	0-0	0	5	5	2	0	1	0	0	29	-21
03	SESSOMS, SAM	G	6	2-6	1-3	1-2	0	1	1	2	4	2	0	0	29	20
05	LEE, GREG	F	6	1-5	0-0	4-4	2	6	8	4	1	4	0	1	25	-4
21	HARRAR, JOHN	F	0	0-4	0-0	0-0	3	2	5	2	1	0	0	0	23	-7
22	PICKETT, JALEN	G	14	5-12	1-6	3-4	0	3	3	0	3	4	0	2	37	-20
02	DREAD, MYLES	G	9	3-6	3-6	0-0	1	1	2	1	0	0	0	1	23	-9
11	CORNWALL, JAHEAM	G	5	2-5	0-2	1-1	0	0	0	0	0	0	0	0	11	6
13	SCOTT, JEVONNIE	F	3	1-2	0-1	1-2	1	2	3	3	1	2	0	0	13	-6
14	WHITE, JALANNI	F	0	0-0	0-0	0-0	0	1	1	3	0	1	0	0	10	-4
23	JOHNSON, DALLION	G	0	0-0	0-0	0-0	0	0	0	1	0	0	0	0	0	0
	TEAM						4	2	6	0	0	3				

Game 21 - Penn State 90, Iowa 86 (2 OT)

Official Box Score
Iowa vs Penn St.
Game Totals - Final Statistics
January 31, 2022 at Bryce Jordan Center - University Park



No.	Player	S	Pts	FG	3FG	FT	OR	DR	TR	PF	A	TBk	Stl	Min	+/-	
00	REBRACA, FILIP	F	11	4-5	0-0	3-3	3	3	6	3	0	1	1	1	32	-11
02	TOUSSAINT, JOE	G	0	0-4	0-1	0-0	1	4	5	2	2	1	0	0	19	-6
03	BOHANNON, JORDAN	G	2	0-7	0-4	2-2	0	0	0	0	5	0	0	0	35	-5
15	MURRAY, KEEGAN	F	21	6-18	2-7	7-10	4	2	6	4	0	1	1	1	31	-14
22	MCCAFFERY, PATRICK	F	16	6-13	3-6	1-2	1	6	7	3	1	1	0	1	37	1
04	ULIS, AHRON	G	7	0-7	0-0	7-8	2	3	5	2	5	0	0	0	27	2
11	PERKINS, TONY	G	4	2-4	0-0	0-0	1	1	2	1	1	1	0	1	16	-1
13	ASH, AUSTIN	G	0	0-0	0-0	0-0	0	0	0	0	0	0	0	0	0	-2
20	SANDFORT, PAYTON	G	5	2-4	1-3	0-0	0	1	1	1	0	0	0	0	11	10
24	MURRAY, KRIS	F	8	3-7	1-3	1-3	1	3	4	4	3	1	0	0	25	1
30	MCCAFFERY, CONNOR	G	12	4-8	4-7	0-0	1	5	6	2	0	0	0	3	16	5
	TEAM						0	1	1	0	0					
	TOTALS		86	27-77	11-31	21-28	14	29	43	22	17	8	3	7	250	

Shooting By Period	FG	FG%	3FG	3FG%	FT	FT%	Deadball Rebounds: 5.0
1st Half	12-28	43%	6-14	43%	4-6	67%	Last FG: 4th-01:02
2nd Half	11-33	33%	4-11	36%	6-8	75%	Biggest Run: 9-0
3rd Half	2-5	40%	0-1	00%	8-10	80%	Largest lead: By 4 at 1st-01:26
4th Half	2-11	18%	1-5	20%	3-4	75%	Technical Fouls: None.
Game	27-77	35.1%	11-31	35.5%	21-28	75.0%	

No.	Player	S	Pts	FG	3FG	FT	OR	DR	TR	PF	A	TBk	Stl	Min	+/-	
01	LUNDY, SETH	F	17	7-12	2-5	1-1	3	8	11	4	2	1	2	41	-2	
02	DREAD, MYLES	G	12	3-10	2-7	4-4	2	7	9	3	3	0	0	1	41	2
21	HARRAR, JOHN	F	19	6-10	0-0	7-11	2	8	10	3	0	4	0	0	28	0
22	PICKETT, JALEN	G	13	5-16	2-9	1-1	1	6	7	2	2	0	0	1	29	5
23	JOHNSON, DALLION	G	4	2-3	0-1	0-0	0	1	1	1	1	0	0	0	13	8
03	SESSOMS, SAM	G	9	4-12	0-1	1-2	1	4	5	3	0	1	0	1	28	0
10	DORSEY, CALEB	F	0	0-2	0-2	0-0	0	0	0	2	0	2	0	0	6	-1
05	LEE, GREG	F	16	6-7	0-0	4-5	5	3	8	3	2	1	0	0	27	8
11	CORNWALL, JAHEAM	G	0	0-2	0-2	0-0	0	1	1	1	2	1	0	0	15	-1
14	WHITE, JALANNI	F	0	0-0	0-0	0-0	0	0	0	0	1	0	0	0	1	1
	TEAM						1	0	1	0	1					
	TOTALS		90	33-74	6-27	18-24	15	38	53	23	12	2	6	250		

Shooting By Period	FG	FG%	3FG	3FG%	FT	FT%	Deadball Rebounds: 3.0
1st Half	13-29	45%	2-14	14%	4-7	57%	Last FG: 4th-01:54
2nd Half	14-33	42%	2-9	22%	4-5	80%	Biggest Run: 11-0
3rd Half	3-7	43%	2-2	100%	4-5	80%	Largest lead: By 10 at 1st-11:10
4th Half	3-5	60%	0-2	00%	6-7	86%	Technical Fouls: None.
Game	33-74	44.6%	6-27	22.2%	18-24	75.0%	

Game Notes:	Score	1st	2nd	3rd	4th	TOT	Points	IOW	PSU
Officials: Larry Scrotto, D.J. Carstensen, Paul Szec	IOW	34	32	12	8	86	In the Paint	28	44
Attendance: 1977	PSU	32	34	12	12	90	Off Turns	8	9
Start Time: 07:01 PM ET							2nd Chance	19	17
End Time: 09:37 PM ET							Fast Break	11	5
Game Duration: 02:38							Bench	36	25
Conference Game:							Per Poss	1.075	1.130
								38.60	42.79

Game 22 - Iowa 71, Minnesota 59

Official Box Score
Minnesota vs Iowa
Game Totals - Final Statistics
February 06, 2022 at Carver-Hawkeye Arena - Iowa City



No.	Player	S	Pts	FG	3FG	FT	OR	DR	TR	PF	A	TBk	Stl	Min	+/-	
00	WILLIS, PAYTON	G	16	6-13	3-6	1-1	1	7	8	1	3	0	1	0	37	-14
01	CURRY, ERIC	F	2	1-4	0-0	2-4	3	5	8	2	3	1	0	0	25	-8
10	BATTLE, JAMISON	F	2	1-12	0-6	0-0	1	4	5	4	0	2	0	0	27	-11
12	LOEW, LUKE	G	19	7-9	4-5	1-2	1	3	4	0	2	1	0	2	32	-15
20	STEPHENS, E.J.	G	9	4-11	1-4	0-0	0	5	5	0	1	3	0	1	36	-7
02	THIAM, ABDULLAYE	G	0	0-0	0-0	0-0	0	0	0	0	0	0	0	0	0	3
15	DANIELS, CHARLIE	F	0	0-2	0-0	0-0	0	0	2	0	0	1	0	0	9	-3
22	OGGIE, DANNY	F	0	0-0	0-0	0-0	0	1	1	0	0	0	0	0	3	2
24	SLUTHERLIN, SEAN	F	5	1-5	1-1	2-2	0	0	0	2	0	1	1	1	12	-2
42	THOMPSON, TREYTON	C	0	0-1	0-1	0-0	0	2	2	0	0	0	0	0	14	-4
	TEAM						3	2	5	0	0	3				
	TOTALS		59	22-61	9-23	6-9	11	29	40	9	12	4	4	200		

Shooting By Period	FG	FG%	3FG	3FG%	FT	FT%	Deadball Rebounds: 2.0
1st Half	15-31	48%	5-9	56%	3-5	60%	Last FG: 2nd-03:13
2nd Half	7-30	23%	4-14	29%	3-4	75%	Biggest Run: 9-0
Game	22-61	36.1%	9-23	39.1%	6-9	66.7%	Largest lead: By 7 at 1st-18:05

No.	Player	S	Pts	FG	3FG	FT	OR	DR	TR	PF	A	TBk	Stl	Min	+/-	
00	REBRACA, FILIP	F	4	2-3	0-0	0-0	1	1	2	1	1	0	0	1	25	-1
03	BOHANNON, JORDAN	G	6	2-7	2-7	0-0	0	2	2	2	1	0	0	1	36	15
11	PERKINS, TONY	F	2	1-4	0-1	0-0	0	0	0	0	1	3	0	1	18	-7
15	MURRAY, KEEGAN	F	24	9-18	2-4	4-7	2	13	15	1	3	1	2	1	39	13
22	MCCAFFERY, PATRICK	F	18	8-14	2-3	0-0	3	4	7	0	0	1	0	1	29	7
02	TOUSSAINT, JOE	G	0	0-1	0-1	0-0	0	0	0	1	1	0	0	2	6	-1
04	ULIS, AHRON	G	9	4-9	1-2	0-2	1	4	5	1	2	1	0	2	21	14
20	SANDFORT, PAYTON	G	5	2-4	1-3	0-0	0	3	3	1	1	0	1	0	10	4
24	MURRAY, KRIS	F	3	1-5	1-2	0-0	1	1	2	3	2	0	0	15	16	
	TEAM						1	1	2	0	1					
	TOTALS		71	29-65	9-23	4-9	9	29	38	10	12	6	7	200		

Shooting By Period	FG	FG%	3FG	3FG%	FT	FT%	Deadball Rebounds: 3.0
1st Half	13-34	38%	5-12	42%	3-5	60%	Last FG: 2nd-03:33
2nd Half	16-31	52%	4-11	36%	1-4	25%	Biggest Run: 11-0
Game	29-65	44.6%	9-23	39.1%	4-9	44.4%	Largest lead: By 17 at 2nd-03:33

Game Notes:	Score	1st	2nd	TOT	Points	MIN	UI
Officials: Ben Boroski, Chris Beaver, Brandon Cruz	MIN	38	21	59	In the Paint	16	34
Attendance: 14588	UI	34	37	71	Off Turns	4	21
Start Time: 04:31 PM ET					2nd Chance	6	6
End Time: 06:17 PM ET					Fast Break	0	5
Game Duration: 1:46					Bench	5	17
Conference Game:					Per Poss	0.894	1.109
						25.66	31.64

Game 23 - Iowa 110, Maryland 87

Official Box Score
Iowa vs Maryland
Game Totals - Final Statistics
February 10, 2022 at XFINITY Center - College Park



No.	Player	S	Pts	FG	3FG	FT	OR	DR	TR	PF	A	TBk	Stl	Min	+/-	
00	REBRACA, FILIP	F	6	2-3	0-0	2-2	3	4	7	2	1	2	0	1	22	21
03	BOHANNON, JORDAN	G	30	10-16	10-16	0-0	0	3	3	1	5	0	0	2	31	30
11	PERKINS, TONY	G	5	2-4	0-0	1-2	1	2	4	0	3	1	0	1	16	18
15	MURRAY, KEEGAN	F	30	12-14	2-3	4-7	1	6	7	1	1	2	2	0	30	30
22	MCCAFFERY, PATRICK	F	6	2-7	1-4	1-2	0	2	2	1	3	1	0	0	23	26
02	TOUSSAINT, JOE	G	5	2-5	0-2	1-2	1	1	2	0	5	0	0	1	18	0
04	ULIS, AHRON	G	3	1-5	0-1	1-2	0	1	1	1	3	0	0	1	14	-3
13	ASH, AUST															

Game 25 - Michigan 84, Iowa 79

Official Box Score
Michigan vs Iowa
Game Totals - Final Statistics
February 17, 2022 at Carver-Hawkeye Arena - Iowa City



Michigan 84

No.	Player	S	Pts	FG	3FG	FT	OR	DR	TR	PF	A	TO	Blk	Stl	Min	±
01	DICKINSON, HUNTER	C	14	5-11	0-3	4-4	3	1	3	7	3	2	0	0	32	11
12	JONES, DEVANTE'	G	11	2-5	1-2	4-6	1	1	9	10	2	5	1	1	4	30
14	DIABATE, MOUSSA	F	28	12-15	0-1	4-7	3	5	8	4	0	2	1	1	34	13
22	HOUSTAN, CALEB	G	6	2-9	0-5	2-2	0	2	2	1	4	2	0	1	29	3
55	BROOKS, ELI	G	13	4-8	3-6	2-2	0	4	4	0	5	1	0	0	37	8
02	BUFKIN, KOBE	G	10	4-6	0-1	2-2	1	0	1	2	0	1	0	1	16	-3
10	COLLINS, FRANKIE	G	0	0-2	0-1	0-0	0	0	0	0	0	1	0	0	3	-4
23	JOHNS JR., BRANDON	F	0	0-1	0-1	0-0	0	1	1	2	0	0	0	0	4	-8
25	HOWARD, JACE	G	0	0-1	0-0	0-0	0	0	0	0	3	0	0	0	6	0
44	FALLDS, JARON	F	0	2-11	0-0	0-0	0	0	0	0	0	0	0	0	3	-2
TEAM							2	3	5	0	0	0				
TOTALS			84	31-62	4-20	18-23	10	30	40	17	21	11	4	7	200	

Shooting By Period	FG	FG%	3FG	3FG%	FT	FT%	Deadball Rebounds: 2.0
1st Half	16-34	47%	1-12	08%	4-4	100%	Last FG: 2nd-04:06 Biggest Run: 11-0
2nd Half	15-28	54%	3-8	38%	14-19	74%	Last FG: 2nd-03:25 Biggest Run: 11-0
Game	31-62	50.0%	4-20	20.0%	18-23	78.3%	Technical Fouls: #0 TEAM (Admin Technical) @ 1st-00:49; #0 TEAM (Admin Technical) @ 2nd-18:23

Iowa 79

No.	Player	S	Pts	FG	3FG	FT	OR	DR	TR	PF	A	TO	Blk	Stl	Min	±
00	REBRACA, FILIP	F	12	5-9	0-0	2-3	4	2	6	4	3	2	0	0	24	-5
03	BOHANNON, JORDAN	G	11	2-5	2-5	0-0	0	0	0	1	0	2	0	0	30	-8
11	PERKINS, TONY	G	4	2-4	0-0	0-0	0	2	7	1	5	0	0	0	15	-10
15	MURRAY, KEEGAN	F	23	9-23	1-4	4-9	5	2	7	2	1	3	4	1	32	-12
22	MCCAFFERY, PATRICK	F	13	6-11	0-2	1-1	2	3	5	1	2	1	0	0	27	-13
02	TOUSSAINT, JOE	G	2	1-2	0-0	0-0	0	3	3	0	2	1	0	0	13	7
04	ULIS, AHRON	G	4	2-3	0-0	0-0	0	2	2	1	0	0	0	0	11	2
13	ASH, AUSTIN	G	0	0-0	0-0	0-0	0	0	0	0	1	0	0	0	0	-3
20	SANDFORT, PAYTON	G	2	1-6	0-4	0-0	0	1	2	3	0	0	1	0	14	7
23	OSUNDELE, JOSH	C	0	0-0	0-0	0-0	0	1	1	0	0	0	0	0	4	0
24	MURRAY, KRIS	F	8	3-7	1-3	1-2	0	1	1	5	0	0	0	1	14	-2
30	MCCAFFERY, CONNOR	G	0	0-0	0-0	0-0	0	4	4	2	4	0	0	0	16	12
TEAM							1	2	3	0	0	0				
TOTALS			79	31-70	4-18	13-20	13	24	37	18	16	11	5	3	200	

Shooting By Period	FG	FG%	3FG	3FG%	FT	FT%	Deadball Rebounds: 3.0
1st Half	15-32	47%	2-8	25%	7-8	88%	Last FG: 2nd-00:06 Biggest Run: 9-0
2nd Half	16-38	42%	2-10	20%	6-12	50%	Last FG: 2nd-19:36 Biggest Run: 9-0
Game	31-70	44.3%	4-18	22.2%	13-20	65.0%	Technical Fouls: None

Game Notes:	Score	1st	2nd	TOT	Points	U-M	UI
Officials: Larry Sciotto, Donnie Eppley, Keith Kimble Attendance: 10848	U-M	37	47	84	In the Paint	46	42
Start Time: 07:01 PM ET End Time: 09:16 PM ET Game Duration: 2:14 Conference Game:	UI	39	40	79	Off Turns	18	9
					2nd Chance	10	14
					Fast Break	14	13
					Bench	12	16
					Per Poss	1.167	1.053

Game 26 - Iowa 75, #18 Ohio State 62

Official Box Score
Iowa vs Ohio State
Game Totals - Final Statistics
February 19, 2022 at Value City Arena



Iowa 75

No.	Player	S	Pts	FG	3FG	FT	OR	DR	TR	PF	A	TO	Blk	Stl	Min	±
00	REBRACA, FILIP	F	5	2-3	0-0	1-2	2	3	5	4	0	3	0	0	16	
03	BOHANNON, JORDAN	G	10	3-9	2-7	2-3	1	0	1	2	1	0	0	1	30	
11	PERKINS, TONY	G	4	2-6	0-0	0-0	1	2	3	2	0	0	0	0	10	
15	MURRAY, KEEGAN	F	24	10-17	2-5	2-3	3	2	5	3	2	0	1	0	36	
22	MCCAFFERY, PATRICK	F	7	2-8	0-1	3-5	4	1	5	0	3	2	1	1	19	
02	TOUSSAINT, JOE	G	4	2-4	0-2	0-0	0	2	2	3	1	1	0	0	22	
04	ULIS, AHRON	G	7	1-3	0-0	5-6	2	2	4	2	2	1	0	0	17	
20	SANDFORT, PAYTON	G	0	0-0	0-0	0-0	0	0	0	0	0	1	0	0	1	
24	MURRAY, KRIS	F	11	4-13	1-5	2-2	3	5	8	1	2	1	2	1	27	
30	MCCAFFERY, CONNOR	G	3	1-1	1-1	0-0	1	2	3	3	2	0	0	0	21	
TEAM							3	1	4	0	0					
TOTALS			75	27-64	6-21	15-21	20	20	40	20	12	8	3	3	199	

Shooting By Period	FG	FG%	3FG	3FG%	FT	FT%	Deadball Rebounds: 2.0
1st Half	15-36	42%	3-10	30%	6-9	67%	Last FG: 2nd-00:24 Largest lead: By 13 at Technical Fouls: None
2nd Half	12-28	43%	3-11	27%	9-12	75%	
Game	27-64	42.2%	6-21	28.6%	15-21	71.4%	

Ohio State 62

No.	Player	S	Pts	FG	3FG	FT	OR	DR	TR	PF	A	TO	Blk	Stl	Min	±
02	BROWN III, EUGENE	G	2	0-2	0-1	2-2	0	0	0	0	0	2	0	0	0	19
23	BRANHAM, MALAKI	G	22	8-13	1-2	3-4	3	5	8	3	0	3	0	2	35	
25	KEY ZED	F	6	1-1	0-0	4-6	1	4	5	3	0	1	0	1	18	
32	LIDDELL, E.J.	F	15	6-13	1-2	2-5	3	5	8	3	1	3	5	1	35	
55	WHEELER, JAMARI	G	3	1-6	0-2	1-2	0	2	2	4	3	0	0	0	3	27
00	JOHNSON JR., MEECHIE	G	0	0-2	0-2	0-0	0	0	0	0	1	0	0	0	13	
02	RUSSELL, CEDRIC	G	4	2-6	0-2	0-0	0	1	1	0	0	0	0	0	18	
10	AHRENS, JUSTIN	F	0	0-0	0-0	0-0	0	1	1	0	0	1	0	0	10	
25	YOUNG, KYLE	F	10	4-6	0-0	2-2	4	1	5	2	3	0	0	0	24	
50	BRUNK, JOEY	C	0	0-0	0-0	0-0	0	0	0	1	0	0	0	0	2	
TEAM							0	1	0	1	0	0				
TOTALS			62	23-49	2-11	14-21	12	19	31	17	7	14	6	7	199	

Shooting By Period	FG	FG%	3FG	3FG%	FT	FT%	Deadball Rebounds: 2.0
1st Half	15-29	52%	1-4	25%	7-10	70%	Last FG: 2nd-02:40 Largest lead: By 11 at Technical Fouls: None
2nd Half	8-20	40%	1-7	14%	7-11	64%	
Game	23-49	46.9%	2-11	18.2%	14-21	66.7%	

Game Notes:	Score	1st	2nd	TOT	Points	IOWA	OSU
Officials: Rob Ryan, Bill Ek, Chris Beaver Attendance: 18876	IOWA	39	36	75	In the Paint	36	34
Start Time: 07:37 PM Conference Game:	OSU	38	24	62	Off Turns	16	10
					2nd Chance	18	11
					Fast Break	6	3
					Bench	25	14
					Per Poss	1.250	1.051

Game 27 - Iowa 86, Michigan State 60

Official Box Score
Michigan St. vs Iowa
Game Totals - Final Statistics
February 22, 2022 at Carver-Hawkeye Arena - Iowa City, Iowa



Michigan St. 60

No.	Player	S	Pts	FG	3FG	FT	OR	DR	TR	PF	A	TO	Blk	Stl	Min	±
05	CHRISTIE, MAX	G	5	2-11	1-4	0-0	1	1	2	0	1	1	0	0	24	-21
10	HAUSER, JOEY	F	2	1-2	0-1	0-0	0	2	2	3	0	1	0	1	17	-16
11	HOGGARD, A.J.	G	4	2-8	0-2	0-0	0	0	0	1	6	1	0	1	23	-21
30	BINGHAM JR., MARCUS	F	8	4-7	0-0	0-0	3	3	6	3	0	4	1	0	12	-7
44	BROWN, GABE	F	0	0-7	0-5	0-0	1	2	3	2	2	0	0	0	20	-16
01	BROOKS, PIERRE	G	0	0-1	0-1	0-0	0	0	0	0	0	0	0	0	4	-6
02	WALKER, TYSON	G	9	3-7	3-5	0-0	0	4	4	0	5	1	0	0	25	-16
03	AKINS, JADEN															

Game 29 - Iowa 82, Northwestern 61

Official Box Score
 Northwestern vs Iowa
 Game Totals - Final Statistics
 February 28, 2022 at Carver-Hawkeye Arena - Iowa City, Iowa



Northwestern 61

No.	Player	S	Pts	FG	3FG	FT	OR	DR	TR	PF	A	TO	Blk	Stl	Min	+/-
00	BUJE, BOO	G	0	0-2	0-1	0-2	0	0	0	0	0	0	0	0	6	-3
01	AUDIGE, CHASE	G	7	2-7	1-4	2-2	0	5	5	1	3	2	0	1	26	-21
05	ROPER II, JULIAN	G	2	1-3	0-2	0-0	0	0	0	2	1	0	0	0	10	-9
22	NANCE, PETE	F	4	2-5	0-1	0-1	2	6	8	1	1	3	1	0	29	-19
31	BERAN, ROBBIE	F	0	0-1	0-1	0-0	0	1	1	3	0	1	1	0	8	-11
02	GREER, RYAN	G	3	1-4	1-2	0-0	1	1	2	1	2	3	0	1	15	-7
03	BERRY, TY	G	19	5-11	5-10	4-4	0	3	3	2	2	0	1	2	31	-17
13	BARNHIZER, BROOKS	G	7	2-7	1-4	2-2	0	2	2	3	3	2	0	1	21	-10
14	SIMMONS, CASEY	G	4	2-5	0-0	0-0	0	0	0	3	0	1	0	1	11	4
15	YOUNG, RYAN	C	10	4-8	0-0	2-5	3	4	7	1	1	2	1	1	19	-3
21	WILLIAMS, ELYJAH	F	4	2-3	0-0	0-0	0	1	1	3	0	0	0	0	17	-10
34	NICHOLSON, MATTHEW	C	1	0-0	0-0	1-2	0	1	1	0	0	1	1	0	6	1
TEAM							1	4	5	0	0					
TOTALS			61	21-56	8-25	11-18	7	28	35	20	13	15	5	7	200	

Shooting By Period

Period	FG	FG%	3FG	3FG%	FT	FT%	Deadball Rebounds: 4.0
1st Half	6-27	22%	2-11	18%	3-6	50%	Last FG: 2nd-03:49
2nd Half	15-29	52%	6-14	43%	8-12	67%	Biggest Run: 8-0 Largest lead by 2 at 1st-19:44 Technical Fouls: None.
Game	21-56	37.5%	8-25	32.0%	11-18	61.1%	

Iowa 82

No.	Player	S	Pts	FG	3FG	FT	OR	DR	TR	PF	A	TO	Blk	Stl	Min	+/-
00	REBRACA, FILIP	F	1	0-4	0-0	1-2	4	1	5	1	1	0	1	0	18	19
03	BOHANNON, JORDAN	G	18	5-14	4-11	4-5	1	1	2	2	4	1	0	1	28	24
11	PERKINS, TONY	G	6	3-7	0-1	0-1	1	3	4	3	0	0	5	22	19	
15	MURRAY, KEEGAN	F	26	9-16	2-4	6-8	4	14	18	3	3	1	2	2	31	28
30	MCCAFFERY, CONNOR	G	17	5-10	5-9	2-2	1	3	4	3	2	0	0	1	33	28
02	TOUSSAINT, JOE	G	4	2-4	0-1	0-0	1	1	2	0	4	2	0	1	19	6
04	ULIS, AHRON	G	0	0-1	0-0	0-0	1	3	4	0	1	0	0	0	11	3
13	ASH, AUSTIN	G	3	1-5	1-3	0-1	0	0	0	0	1	1	0	0	6	-1
20	SANDFORT, PAYTON	G	4	1-4	0-3	2-2	2	2	4	1	0	1	0	0	14	-1
23	OGUNDELE, JOSH	C	0	0-0	0-0	0-0	1	0	1	0	0	1	0	0	4	-7
24	MURRAY, KRIS	F	3	1-3	1-2	0-0	0	2	2	4	0	2	0	0	10	1
25	LAKETA, LUC	G	0	0-1	0-1	0-0	0	0	0	1	0	0	0	0	3	-7
44	MULVEY, RILEY	C	0	0-0	0-0	0-0	0	0	0	0	0	0	0	0	3	-7
TEAM							3	1	4	0	2					
TOTALS			82	27-69	13-35	15-21	19	31	60	18	16	11	3	10	200	

Shooting By Period

Period	FG	FG%	3FG	3FG%	FT	FT%	Deadball Rebounds: 1.0
1st Half	13-37	35%	4-16	25%	6-9	67%	Last FG: 2nd-03:16
2nd Half	14-32	44%	9-19	47%	9-12	75%	Biggest Run: 9-0 Largest lead by 30 at 2nd-03:16 Technical Fouls: #03 BOHANNON (Class A) @ 1st-16:35.
Game	27-69	39.1%	13-35	37.1%	15-21	71.4%	

Game Notes:
 Officials: Paul Szabo, DJ Carstensen, Terry Oglesby
 Attendance: 10231

Score	1st	2nd	TOT	Points	NWS	IOW
NWS	17	44	61	In the Paint	22	26
IOW	36	46	82	Off Turns	13	12
				2nd Chance	8	16
				Fast Break	9	8
				Bench	48	14
				Per Poss	0.871	1.171
					27/0	36/0

Start Time: 08:01 PM ET
 End Time: 09:59 PM ET
 Game Duration: 1:57
 Conference Game:

NWS led for 1:03. IOW led for 37:37.
 Game was tied for 1:21.
 Times tied: 1 Lead Changes: 1



2021-22 Iowa Men's Basketball Combined Team Statistics All games

Game Records

Record	Overall	Home	Away	Neutral
ALL GAMES	21-8	15-3	5-5	1-0
CONFERENCE	11-7	7-3	4-4	0-0
NON-CONFERENCE	10-1	8-0	1-1	1-0

Score by Periods

Team	1st	2nd	OT	TOT
Iowa	1181	1226	20	2427
Opponents	976	1057	24	2057

Team Box Score

No.	Player				Total			3-Point			F-Throw		Rebounds									
		GP-GS	MIN	AVG	FG-FGA	FG%	3FG-3FGA	3FG%	FT-FTA	FT%	OFF	DEF	TOT	AVG	PF	DQ	A	TO	BLK	STL	PTS	AVG
15	MURRAY, Keegan	28-28	868:17	31.0	247-440	.561	46-126	.365	113-157	.720	83	157	240	8.6	52	0	36	30	56	37	653	23.3
3	BOHANNON, Jordan	29-29	775:33	26.7	90-240	.375	71-192	.370	67-76	.882	5	35	40	1.4	38	0	52	20	0	21	318	11.0
22	MCCAFFERY, Patrick	26-26	650:23	25.0	102-247	.413	27-84	.321	48-65	.738	23	76	99	3.8	18	0	44	18	12	17	279	10.7
24	MURRAY, Kris	28-1	493:35	17.6	101-212	.476	36-90	.400	39-58	.672	47	78	125	4.5	69	2	31	20	28	22	277	9.9
11	PERKINS, Tony	29-8	478:42	16.5	71-163	.436	10-37	.270	38-43	.884	20	39	59	2.0	47	0	34	23	3	27	190	6.6
0	REBRACA, Filip	29-29	626:09	21.6	71-134	.530	1-6	.167	32-52	.615	57	110	167	5.8	64	1	19	28	18	11	175	6.0
20	SANDFORT, Payton	28-0	286:51	10.2	47-119	.395	27-79	.342	13-14	.929	21	31	52	1.9	25	0	18	14	4	4	134	4.8
2	TOUSSAINT, Joe	29-21	536:26	18.5	53-120	.442	7-27	.259	20-25	.800	14	42	56	1.9	42	0	103	41	0	41	133	4.6
4	ULIS, Ahron	29-0	445:03	15.3	32-93	.344	4-11	.364	38-48	.792	18	47	65	2.2	37	0	69	26	0	16	106	3.7
13	ASH, Austin	17-0	72:05	4.2	16-38	.421	7-25	.280	8-11	.727	3	5	8	0.5	5	0	8	5	0	0	47	2.8
30	MCCAFFERY, Connor	27-3	440:10	16.3	21-56	.375	20-51	.392	12-17	.706	17	53	70	2.6	44	1	47	10	0	16	74	2.7
23	OGUNDELE, Josh	17-0	77:14	4.5	9-16	.563	0-0	.000	3-7	.429	5	14	19	1.1	15	0	0	6	5	3	21	1.2
44	MULVEY, Riley	15-0	69:26	4.6	5-9	.556	0-0	.000	4-4	1.000	4	11	15	1.0	11	0	2	4	2	0	14	0.9
25	LAKETA, Luc	11-0	30:06	2.7	2-5	.400	2-4	.500	0-0	.000	1	0	1	0.1	1	0	1	3	0	2	6	0.5
Team											36	45	81					11				
Total		29	5850		867-1892	.458	258-732	.352	435-577	.754	354	743	1097	37.8	468	4	464	259	128	217	2427	83.7
Opponents		29	5850		754-1736	.434	214-649	.330	335-473	.708	310	745	1055	36.4	526	7	407	413	77	155	2057	70.9

Team Statistics

	IOWA	OPP
Scoring	2427	2057
Points per game	83.7	70.9
Scoring margin	+12.8	-
Field goals-att	867-1892	754-1736
Field goal pct	.458	.434
3 point fg-att	258-732	214-649
3-point FG pct	.352	.330
3-pt FG made per game	8.9	7.4
Free throws-att	435-577	335-473
Free throw pct	.754	.708
F-Throws made per game	15.0	11.6
Rebounds	1097	1055
Rebounds per game	37.8	36.4
Rebounding margin	+1.4	-
Assists	464	407
Assists per game	16.0	14.0
Turnovers	259	413
Turnovers per game	8.9	14.2
Turnover margin	+5.3	-
Assist/turnover ratio	1.8	1.0
Steals	217	155
Steals per game	7.5	5.3
Blocks	128	77
Blocks per game	4.4	2.7
Winning streak	4	-
Home win streak	2	-
Attendance	217895	129212
Home games-Avg/Game	18-12105	10-12921
Neutral site-Avg/Game	-	1-3250

Team Results

Date	Opponent	Score	Att.
11/09/2021	Longwood	W 106-73	9259
11/12/2021	Kansas City	W 89-57	11133
11/16/2021	N.C. Central	W 86-69	9132
11/18/2021	Alabama St.	W 108-82	9957
11/22/2021	Western Mich.	W 109-61	10044
11/26/2021	Portland St.	W 85-51	11756
11/29/2021	at Virginia	W 75-74	13542
12/03/2021	at Purdue	L 70-77	14804
12/06/2021	Illinois	L 83-87	12072
12/09/2021	at Iowa St.	L 53-73	14267
12/18/2021	vs Utah St.	W 94-75	3250
12/21/2021	Southeastern La.	W 93-62	10891
12/29/2021	Western Ill.	W 92-71	15056
01/03/2022	Maryland	W 80-75	10327
01/06/2022	at Wisconsin	L 78-87	15212
01/13/2022	Indiana	W 83-74	11246
01/16/2022	at Minnesota	W 81-71	10925
01/19/2022	at Rutgers	L 46-48	8000
01/22/2022	Penn St.	W 68-51	15056
01/27/2022	Purdue	L 73-83	12723
01/31/2022	at Penn St.	Lot2 86-90	7977
02/06/2022	Minnesota	W 71-59	14558
02/10/2022	at Maryland	W 110-87	12649
02/13/2022	Nebraska	W 98-75	13772
02/17/2022	Michigan	L 79-84	13048
02/19/2022	at Ohio St.	W 75-62	15876
02/22/2022	Michigan St.	W 86-60	14634
02/25/2022	at Nebraska	W 88-78	15960
02/28/2022	Northwestern	W 82-61	13231



2021-22 Iowa Men's Basketball Combined Team Statistics In Conference games

Game Records

Record	Overall	Home	Away	Neutral
ALL GAMES	11-7	7-3	4-4	0-0
CONFERENCE	11-7	7-3	4-4	0-0
NON-CONFERENCE	0-0	0-0	0-0	0-0

Score by Periods

Team	1st	2nd	OT	TOT
Iowa	678	739	20	1437
Opponents	630	655	24	1309

Team Box Score

No.	Player	Total			3-Point			F-Throw		Rebounds				PF			PTS	AVG				
		GP-GS	MIN	AVG	FG-FGA	FG%	3FG-3FGA	3FG%	FT-FTA	FT%	OFF	DEF	TOT	AVG	PF	DQ			A	TO	BLK	STL
15	MURRAY, Keegan	17-17	558:52	32.9	146-270	.541	31-77	.403	65-101	.644	48	96	144	8.5	35	0	19	18	34	21	388	22.8
22	MCCAFFERY, Patrick	17-17	442:26	26.0	66-168	.393	19-58	.328	25-40	.625	20	51	71	4.2	16	0	26	9	8	10	176	10.4
3	BOHANNON, Jordan	18-18	513:26	28.5	50-147	.340	40-118	.339	44-52	.846	4	24	28	1.6	23	0	35	15	0	14	184	10.2
24	MURRAY, Kris	18-1	328:13	18.2	64-140	.457	22-63	.349	29-40	.725	23	51	74	4.1	51	2	21	14	17	14	179	9.9
11	PERKINS, Tony	18-8	285:38	15.9	44-98	.449	5-19	.263	16-19	.842	13	23	36	2.0	29	0	19	14	1	14	109	6.1
0	REBRACA, Filip	18-18	404:29	22.5	45-90	.500	0-4	.000	18-26	.692	39	58	97	5.4	45	1	13	16	10	9	108	6.0
2	TOUSSAINT, Joe	18-10	340:31	18.9	32-80	.400	4-21	.190	10-14	.714	8	27	35	1.9	26	0	65	26	0	26	78	4.3
30	MCCAFFERY, Connor	16-1	267:02	16.7	18-45	.400	18-42	.429	7-9	.778	9	27	36	2.3	33	1	22	6	0	12	61	3.8
4	ULIS, Ahron	18-0	263:47	14.7	19-60	.317	3-6	.500	24-31	.774	14	26	40	2.2	21	0	34	11	0	7	65	3.6
20	SANDFORT, Payton	17-0	142:14	8.4	20-50	.400	10-31	.323	3-4	.750	12	20	32	1.9	14	0	9	10	2	1	53	3.1
13	ASH, Austin	8-0	21:28	2.7	6-13	.462	4-9	.444	2-3	.667	0	3	3	0.4	1	0	2	1	0	0	18	2.3
23	OGUNDELE, Josh	10-0	53:28	5.3	7-12	.583	0-0	.000	2-4	.500	3	8	11	1.1	12	0	0	3	3	1	16	1.6
44	MULVEY, Riley	7-0	20:38	2.9	1-2	.500	0-0	.000	0-0	.000	0	2	2	0.3	6	0	0	2	0	0	2	0.3
25	LAKETA, Luc	4-0	07:48	2.0	0-1	.000	0-1	.000	0-0	.000	0	0	0	0.0	1	0	0	2	0	1	0	0.0
Team											23	27	50					10				
Total		18	3650		518-1176	.440	156-449	.347	245-343	.714	216	443	659	36.6	313	4	265	157	75	130	1437	79.8
Opponents		18	3650		470-1058	.444	134-385	.348	235-331	.710	197	493	690	38.3	319	4	255	249	57	100	1309	72.7

Team Statistics

	IOWA	OPP
Scoring	1437	1309
Points per game	79.8	72.7
Scoring margin	+7.1	-
Field goals-att	518-1176	470-1058
Field goal pct	.440	.444
3 point fg-att	156-449	134-385
3-point FG pct	.347	.348
3-pt FG made per game	8.7	7.4
Free throws-att	245-343	235-331
Free throw pct	.714	.710
F-Throws made per game	13.6	13.1
Rebounds	659	690
Rebounds per game	36.6	38.3
Rebounding margin	-1.7	-
Assists	265	255
Assists per game	14.7	14.2
Turnovers	157	249
Turnovers per game	8.7	13.8
Turnover margin	+5.1	-
Assist/turnover ratio	1.7	1.0
Steals	130	100
Steals per game	7.2	5.6
Blocks	75	57
Blocks per game	4.2	3.2
Winning streak	4	-
Home win streak	2	-
Attendance	130667	101403
Home games-Avg/Game	10-13067	8-12675
Neutral site-Avg/Game	-	0-0

Team Results

Date	Opponent	Score	Att.
12/03/2021	at Purdue	L 70-77	14804
12/06/2021	Illinois	L 83-87	12072
01/03/2022	Maryland	W 80-75	10327
01/06/2022	at Wisconsin	L 78-87	15212
01/13/2022	Indiana	W 83-74	11246
01/16/2022	at Minnesota	W 81-71	10925
01/19/2022	at Rutgers	L 46-48	8000
01/22/2022	Penn St.	W 68-51	15056
01/27/2022	Purdue	L 73-83	12723
01/31/2022	at Penn St.	Lot2 86-90	7977
02/06/2022	Minnesota	W 71-59	14558
02/10/2022	at Maryland	W 110-87	12649
02/13/2022	Nebraska	W 98-75	13772
02/17/2022	Michigan	L 79-84	13048
02/19/2022	at Ohio St.	W 75-62	15876
02/22/2022	Michigan St.	W 86-60	14634
02/25/2022	at Nebraska	W 88-78	15960
02/28/2022	Northwestern	W 82-61	13231



0

Filip Rebraca • F

	MIN	PTS	REB	BLK	AST	FG%	FT%
SEASON	21.6	6.0	5.8	0.6	0.7	.530	.615
BIG TEN	22.5	6.0	5.4	0.6	0.7	.500	.629
CAREER	26.9	11.2	7.1	0.8	1.0	.539	.627

6-9 • 230 • Sr. • Somber, Serbia

- 5.8 rebounding average ranks second on team
- 12 points, 6 rebounds, and 3 assists vs. Michigan (2/17/22)
- Transfer from University of North Dakota
- Reached double figures 27 times last season
- Named 2021 All-Summit League Honorable Mention



2

Joe Toussaint • G

	MIN	PTS	REB	AST	STL	FG%	FT%
SEASON	18.5	4.6	1.9	3.6	1.4	.442	.800
BIG TEN	18.9	4.3	1.9	3.6	1.4	.400	.714
CAREER	15.8	4.9	1.7	2.9	1.1	.409	.756

6-0 • 190 • Jr. • Bronx, N.Y.

- Leads Iowa in assists (3.6) and steals (1.4) per game; scoring average up from 3.7 ppg last season
- 10 points including game-winner with 8 seconds remaining at Virginia; scored double figures twice this season
- Scored in double figures 12 times as a Hawkeye



3

Jordan Bohannon • G

	MIN	PTS	REB	AST	STL	FG%	FT%
SEASON	26.7	11.0	1.4	1.8	0.7	.375	.882
BIG TEN	28.5	10.2	1.6	1.9	0.8	.340	.846
CAREER	29.4	11.4	2.2	4.0	0.7	.387	.886

6-1 • 175 • Sixth Year Sr. • Marion, Iowa

- Has played an NCAA record 172 career games
- Tied for 6th in NCAA history with 435 career 3-pt FGs
- School-record 10 3-ptrs at Maryland, 1 shy of B1G record
- School record holder in career 3-pointers made (435), games played (172), assists (691), and FT% (.886, 357-403)



4

Ahron Ulis • G

	MIN	PTS	REB	AST	STL	FG%	FT%
SEASON	15.3	3.7	2.2	2.4	0.6	.344	.792
BIG TEN	14.7	3.6	2.2	1.9	0.4	.317	.774
CAREER	12.3	2.9	1.7	1.9	0.4	.343	.824

6-3 • 195 • So. • Chicago, Ill.

- 7 pts, 4 rbs, 2 asts at #18 Ohio State (2/22/22); 9 points, 5 rebounds, 2 assists, 2 steals vs. Minnesota (2/6/22)
- Second on the team in assists per game (2.4) behind Toussaint; 2.7 assist-to-turnover ratio
- 38-48 (.729) on free throw attempts this season



11

Tony Perkins • G

	MIN	PTS	REB	AST	STL	FG%	FT%
SEASON	16.5	6.6	2.0	1.2	1.0	.436	.905
BIG TEN	15.9	6.1	2.0	1.0	0.8	.449	.842
CAREER	11.8	4.3	1.7	1.0	0.6	.439	.789

6-4 • 205 • So. • Indianapolis, Ind.

- Career-high 20 points at Nebraska (2/25/22)
- Netted double-digits 6x this season; 14 points at #2 Purdue (12/3/21) and 16 points vs. Illinois (12/6/21)
- 38-of-42 (.905) from the free throw line this season
- Averaging 6.6 ppg, up 5.0 points from 1.6 ppg as a freshman



15

Keegan Murray • F

	MIN	PTS	REB	AST	BLK	FG%	FT%
SEASON	31.0	23.3	8.6	1.3	2.0	.561	.720
BIG TEN	32.9	22.8	8.5	1.0	2.0	.541	.644
CAREER	24.0	14.9	6.7	0.9	1.6	.546	.729

6-8 • 225 • So. • Cedar Rapids, Iowa

- 5x Big Ten P.O.W. (Nov. 22; Dec. 20; Jan. 3, Feb. 14, Feb. 28)
- 4th in NCAA in scoring (23.2); Wooden Award & Lute Olson Award Late-Season List; Naismith Player of the Week (Feb. 14)
- Only player nationally averaging 23+ points & 8+ rebounds; scored 25 points NCAA-best 13X and has 8 double-doubles



20

Payton Sandfort • G

	MIN	PTS	REB	AST	STL	FG%	FT%
SEASON	10.2	4.8	1.9	0.6	0.1	.395	.929
BIG TEN	8.4	3.1	1.9	0.5	0.1	.400	.750
CAREER	10.2	4.8	1.9	0.6	0.1	.395	.929

6-7 • 215 • Fr. • Waukee, Iowa

- Scored double figures four times this season
- 21 points and five 3-pointers vs. Alabama State (Nov. 18)
- 19 points and five 3-pointers vs. Western Michigan (Nov. 22)
- Tied for fourth on the team in 3-pointers made (27) on 79 attempts (.342); shooting 13-of-14 (.929) on free throws



22

Patrick McCaffery • F

	MIN	PTS	REB	AST	STL	FG%	FT%
SEASON	25.0	10.7	3.8	1.7	0.7	.413	.738
BIG TEN	26.0	10.4	4.2	1.5	0.6	.393	.625
CAREER	19.2	7.6	3.2	1.2	0.5	.419	.726

6-9 • 200 • RS So. • Iowa City, Iowa

- Season-high 18 pts and 7 rbs vs. Minnesota (2/6/22); last-second block sealed the Iowa victory at Virginia
- Scored double figures 18 times this season
- 10.7 ppg ranks 3rd on the team behind Bohannon, Murray
- 10 points at Nebraska (2/25/22); did not play vs. NU (HIP)



23

Josh Ogundele • C

	MIN	PTS	REB	AST	BLK	FG%	FT%
SEASON	4.5	1.2	1.1	0.0	0.2	.563	.429
BIG TEN	5.3	1.6	1.1	0.0	0.3	.583	.500
CAREER	3.8	1.1	1.1	0.0	0.1	.545	.364

6-11 • 265 • So. • Worcester, Mass.

- Personal-best 7 points and 5 rebounds at #2 Purdue
- Has seen action in 17 games this season
- Second London native to be recruited by Fran McCaffery (Gabe Olaseni, 2012-15); moved to U.S. at 16 years old
- Played a season-high 16 minutes at Purdue



24

Kris Murray • F

	MIN	PTS	REB	BLK	AST	FG%	FT%
SEASON	17.6	9.9	4.5	1.0	1.1	.476	.672
BIG TEN	18.2	9.9	4.1	0.9	1.2	.457	.725
CAREER	13.0	7.0	3.2	0.7	0.8	.462	.683

6-8 • 225 • So. • Cedar Rapids, Iowa

- Game-best 23 points versus #6 Purdue
- Dominant 29 pts, 11 rbs, 3 stls, and 3 blks vs. Indiana
- .400 (36-of-90) 3-pt FG%; has scored in double figures 13x
- Named after dad's former teammate Chris Street, who died in an auto accident midway through his junior season (1993)



30

Connor McCaffery • G/F

	MIN	PTS	REB	AST	STL	FG%	FT%
SEASON	16.3	2.7	2.6	1.7	0.6	.375	.706
BIG TEN	16.7	3.8	2.3	1.4	0.8	.400	.788
CAREER	21.8	4.1	2.7	3.1	0.7	.349	.735

6-5 • 220 • RS Sr. • Iowa City, Iowa

- Season-high 17 pts vs Northwestern on Monday, 11 pts vs Nebraska; 11-of-15 on 3-point attempts last 4 games
- 4.7 assist-to-turnover ratio (47 assists; 10 turns) this year; fourth in the nation in assist-to-turnover ratio (3.73) in 2021
- 112 assists in 2021; 11th most by a JR in program history



44

Riley Mulvey • C

	MIN	PTS	REB	AST	BLK	FG%	FT%
SEASON	4.9	0.9	1.0	0.1	0.1	.556	1.000
BIG TEN	2.9	0.3	0.3	0.0	0.0	.500	---
CAREER	4.9	0.9	1.0	0.1	0.1	.556	1.000

6-11 • 245 • Fr. • Rotterdam, New York

- Netted a personal-best 8 points vs. Western Michigan
- 2 points and one rebound in 5 minutes of action at Wisconsin; saw action last game versus Northwestern
- Second-ranked 2022 junior in Connecticut before reclassifying and ranked as the No. 5 player in 2021