



3 FINAL FOURS | 8 BIG TEN CHAMPIONSHIPS | 2 BIG TEN TOURNAMENT TITLES | 27 NCAA TOURNAMENTS

#24 IOWA (24-9, 12-8) vs. INDIANA (20-12, 9-11)

March 12, 2022 // Indianapolis, Indiana // Gainbridge Fieldhouse // Noon (CT)

IOWA HAWKEYES (Previous Game Starters)

Pos.	No.	Name	Ht.	Wt.	Yr.	Hometown	Statistical Summary
G	11	Tony Perkins	6-4	205	So.	Indianapolis, Ind.	7.3 ppg, 2.4 rpg, 1.5 apg
G	3	Jordan Bohannon	6-1	175	RS-Sr.	Marion, Iowa	11.2 ppg, 1.2 rpg, 1.7 apg
F	22	Patrick McCaffery	6-9	200	So.^	Iowa City, Iowa	10.2 ppg, 3.7 rpg, 1.6 apg
F	15	Keegan Murray	6-8	225	So.	Cedar Rapids, Iowa	23.4 ppg, 8.6 rpg, 2.0 bpg
F	0	Filip Rebraca	6-9	230	Sr.	Sombor, Serbia	6.1 ppg, 5.7 rpg, 0.7 bpg

Head Coach: Fran McCaffery (Penn, 1979); 12th Season at Iowa (240-161); 24th Season Overall (491-338)

BIG TEN TOURNAMENT SEMIFINALS STORYLINES

- Iowa has won multiple games at the Big Ten Tournament for the first time since 2006.
- Indiana is the first No. 9 seed to advance to the Big Ten Tournament Semifinals since Iowa in 2002.
- Keegan Murray became Iowa's single-season scoring leader with 750 points after back-to-back 26-point efforts against Northwestern and Rutgers at the Big Ten Tournament. After going 117 years without a player scoring 700 points in a single season, the Hawkeyes have had a player score over 700 points in each of the last three seasons: Luka Garza scored 740 in 2020 and 747 in 2021.
- Iowa has been a top five seed in the last three Big Ten Tournaments (2020, 2021, 2022).
- Iowa posted its ninth upper division Big Ten finish in the last 10 seasons. Furthermore, the Hawkeyes have finished fifth place or better in the Big Ten regular season standings six of the last eight years.
- The Hawkeyes have won six of their last seven games away from home (Maryland; Ohio State; Nebraska; Michigan; Northwestern; Rutgers).
- The Hawkeyes have won 10 of their last 12 games -- winning all 10 by double figures -- dating back to Feb. 6.
- All-American Keegan Murray is the only player nationally to average 23+ points, 8+ rebounds, and 2+ blocks this season and one of three players from a major conference with those averages over the last decade.
- Iowa has posted eight 20-win seasons under Coach McCaffery, including four straight.
- Twenty-one of Iowa's 24 wins have come by 10+ points, including 12 by 20 points or more.
- Iowa is 10-2 since shifting Jordan Bohannon from off guard to point guard. Bohannon became just the third Hawkeye to score 2,000 points in Iowa's last game versus Rutgers.
- The Hawkeyes are tops in the country in assist-to-turnover ratio (1.7); second in fewest turnovers per game (9.2); and fourth in turnover margin (4.5).
- Iowa ranks No. 15 in the NCAA NET. The Hawkeyes have two Quad 1 and eight Quad 2 wins on their resume. Five of Iowa's nine losses are by a five-point margin or less, all in conference play.
- Keegan Murray is fourth in the country in points per game (23.4); 29th in field goal percentage (.557); 39th in blocks per contest (2.0); and 46th in double-doubles (9). Murray is a *Sporting News* First Team All-American, six-time Big Ten Player of the Week honoree and is on the Wooden Award National Ballot, Naismith Trophy Semifinalist, Lute Olson National Player of the Year Watch List, and Karl Malone Award Finalist.
- Iowa leads the Big Ten and is fifth nationally in scoring offense (84.2). The Hawkeyes have led the Big Ten in scoring four of the last eight seasons, including the last three.
- Fran McCaffery has coached a first-team All-Big Ten honoree seven of the last nine years. He has guided Iowa to 20+ wins eight of the last 10 seasons.

MULTIMEDIA GAME INFORMATION

TELEVISION

- CBS (CBS SPORTS APP)**
Jim Nantz (PxP)
Bill Raftery (analyst)
Grant Hill (analyst)

RADIO

- Hawkeye Radio Network**
- XM 84 | SXM App 84**
Gary Dolphin (PxP)
Bob Hansen (analyst)

LIVE STATISTICS

- StatBroadcast**
hawkeyesports.com

2021-22 SCHEDULE/RESULTS

Date	Opponent (TV)	Time
Nov. 9	Longwood	W, 106-73
Nov. 12	Kansas City	W, 89-57
Nov. 16	N.C. Central	W, 86-69
Nov. 18	Alabama State	W, 108-82
Nov. 22	Western Michigan	W, 109-61
Nov. 26	Portland State	W, 85-51
Nov. 29	at Virginia %	W, 75-74
Dec. 3	at #2 Purdue	L, 70-77
Dec. 6	Illinois	L, 83-87
Dec. 9	at #17 Iowa State +	L, 53-73
Dec. 18	vs. Utah State ^	W, 94-75
Dec. 21	Southeastern Louisiana	W, 93-62
Dec. 29	Western Illinois	W, 92-71
Jan. 3	Maryland	W, 80-75
Jan. 6	at #23 Wisconsin	L, 78-87
Jan. 13	Indiana	W, 83-74
Jan. 16	at Minnesota	W, 81-71
Jan. 19	at Rutgers	L, 46-48
Jan. 22	Penn State	W, 68-51
Jan. 27	#6 Purdue	L, 73-83
Jan. 31	at Penn State	L, 86-90 (2 OT)
Feb. 6	Minnesota	W, 71-57
Feb. 10	at Maryland	W, 110-87
Feb. 13	Nebraska	W, 98-75
Feb. 17	Michigan	L, 79-84
Feb. 19	at #18 Ohio State	W, 75-62
Feb. 22	Michigan State	W, 86-60
Feb. 25	at Nebraska	W, 88-78
Feb. 28	Northwestern	W, 82-61
March 3	at Michigan	W, 82-71
March 6	at #20 Illinois	L, 72-74
March 10	vs. Northwestern *	W, 112-76
March 11	vs. Rutgers *	W, 84-74
March 12	vs. Indiana * (CBS)	Noon

all times listed are central

^ -- played at Sioux Falls, South Dakota

% -- Big Ten/ACC Men's Basketball Challenge

+ -- Iowa Corn Cy-Hawk Series

* -- Big Ten Tournament - Indianapolis

PRONUNCIATION GUIDE

Luc Laketa	LUKE Luh-KET-uh
Josh Ogundele	Oh-GOON-duh-lay
Filip Rebraca	Reh-BRAH-chuh
Kirk Speraw	SPEAR-awe
Joe Toussaint	two-SAHNT
Ahron Ulis	YOU-liss

UI IN THE RANKINGS

NCAA NET	15
KenPom	13
Sagarin	14
BPI	14



INSIDE THE NUMBERS

	IOWA	IND
Scoring Average	84.2	71.3
Scoring Defense	71.3	65.5
Scoring Margin	+12.9	+5.8
FG%	.465	.458
FG% Defense	.437	.389
FT%	.751	.695
3-PT FG%	.368	.341
3-PT FG% Defense	.333	.321
Rebound Margin	+2.1	+2.7
Assists Per Game	16.0	14.7
Turnovers Per Game	9.2	12.0
Steals Per Game	7.3	5.6
Blocks Per Game	4.5	5.0

MISCELLANEOUS STATS

Double-Figure Scoring Games...

Player	16-18	18-19	19-20	20-21	21-22	Career
Jordan Bohannon	39	20	4	15	21	99
Filip Rebraca	---	9	26	25	5	65
Keegan Murray	---	---	---	8	31	39
Patrick McCaffery	---	---	---	6	19	25
Kris Murray	---	---	---	---	16	16
Connor McCaffery	---	3	6	2	3	14
Joe Toussaint	---	---	8	2	2	12
Tony Perkins	---	---	---	---	9	9
Payton Sandfort	---	---	---	---	6	6
Ahron Ulis	---	---	---	---	2	2

20-Point Scoring Games...

Player	16-18	18-19	19-20	20-21	21-22	Career
Keegan Murray	---	---	---	---	24	24
Jordan Bohannon	13	3	1	4	2	23
Kris Murray	---	---	---	---	2	2
Payton Sandfort	---	---	---	---	1	1
Tony Perkins	---	---	---	---	1	1

Double-Figure Rebounding Games...

Player	16-18	18-19	19-20	20-21	21-22	Career
Filip Rebraca	---	3	14	5	3	25
Keegan Murray	---	---	---	1	9	10
Connor McCaffery	---	---	1	---	---	1
Kris Murray	---	---	---	---	---	1
Tony Perkins	---	---	---	---	---	1

Double-Doubles...

Player	16-18	18-19	19-20	20-21	21-22	Career
Filip Rebraca	---	1	12	5	1	19
Keegan Murray	---	---	---	---	9	9
Jordan Bohannon	6	---	---	1	---	7
Joe Toussaint	---	---	---	---	1	1
Kris Murray	---	---	---	---	1	1
Tony Perkins	---	---	---	---	1	1

4+ Three-Pointer Games...

Player	16-18	18-19	19-20	20-21	21-22	Career
Jordan Bohannon	22	7	2	7	8	46
Connor McCaffery	---	---	---	1	2	3
Payton Sandfort	---	---	---	---	2	2
Keegan Murray	---	---	---	---	2	2

5+ Assists Games...

Player	16-18	18-19	19-20	20-21	21-22	Career
Jordan Bohannon	42	11	1	15	1	70
Connor McCaffery	---	9	8	10	2	29
Joe Toussaint	---	---	4	3	7	14
Ahron Ulis	---	---	---	---	5	5
Tony Perkins	---	---	---	---	3	3

3+ Steals Games...

Player	16-18	18-19	19-20	20-21	21-22	Career
Joe Toussaint	---	---	1	3	8	12
Connor McCaffery	---	1	5	1	2	9
Keegan Murray	---	---	---	2	6	8
Jordan Bohannon	3	1	---	---	2	6
Tony Perkins	---	---	---	---	3	3
Ahron Ulis	---	---	---	---	1	1
Patrick McCaffery	---	---	---	---	1	1
Kris Murray	---	---	---	---	1	1

3+ Blocks Games...

Player	16-18	18-19	19-20	20-21	21-22	Career
Keegan Murray	---	---	---	6	9	15
Riley Mulvey	---	---	---	---	1	1

UI CAREER BIG COACHING WINS

1.	125	Tom Davis	1986-99
2.	115	Fran McCaffery	2010-

UI CAREER COACHING WINS

1.	269	Tom Davis	1986-99
2.	240	Fran McCaffery	2010-

UI ATHLETIC COMMUNICATIONS

S300 Carver-Hawkeye Arena, Iowa City, IA 52242
hawkeyesports.com • hawkeyebasketball.com

MBB CONTACT: MATTHEW WEITZEL

office: 319-335-6590 • cell: 319-430-8176

email: matthew-weitzel@hawkeyesports.com

Twitter: @BigWeitz

MARGIN OF VICTORY/DEFEAT

Points	1	2	3	4	5	6	7	8	9	10+	15+	20+
Wins	1	0	0	0	1	0	0	0	1	6	3	12
Losses	0	2	0	2	1	0	1	0	1	1	0	1

THE SETTING

No. 5 seed and 24th-ranked Iowa (24-9, 12-8) will face No. 9 seed Indiana (20-12, 9-11) in the Big Ten Tournament Semifinals on Saturday at Gainbridge Fieldhouse in Indianapolis. Tipoff is scheduled for noon (CT).

ON THE AIR

Radio: Iowa games are broadcast on the Hawkeye Radio Network. Gary Dolphin handles the play-by-play, along with color commentator Bob Hansen. The network includes more than 40 stations that blanket the state of Iowa and include portions of Illinois, Nebraska, Minnesota, Missouri, and Wisconsin. The Hawkeye Radio Network coverage includes a 60-minute pregame show.

TV: Saturday's semifinals game will be televised on nationally on CBS. Jim Nantz, Bill Raftery, Grant Hill, and Tracy Wolfson will call the action.

IOWA ADVANCES TO BIG TEN TOURNAMENT SEMIFINALS WITH WIN OVER RUTGERS

Iowa advanced to the Big Ten Tournament semifinals for the second consecutive season after an 84-74 triumph over Rutgers Friday afternoon in Indianapolis.

- Iowa has won four of the last five meetings against Rutgers.
- Twenty-one of Iowa's 24 victories have come by double digits this season.
- Iowa will play in a Big Ten Semifinals game for the sixth time and second straight season.
- Jordan Bohannon became just the third Hawkeye to score 2,000 points. Bohannon entered the game needing eight points to reach the milestone and the sixth-year senior tallied 16 points to increase his career total to 2,008. Bohannon has scored in double figures 99 times in his career.
- Bohannon made a team-best three triples. He now has 448 career 3-pointers, the second most by a player from a major conference in NCAA history (457 by Duke's J.J. Reddick).
- All-American Keegan Murray became the school's single-season scoring leader, surpassing Luka Garza's benchmark of 747 established last season. Murray posted game bests in scoring (26) and rebounding (8). He has totaled 25 points or more an NCAA-best 15 times this year. He has posted 20 points or more 12 of the last 13 games, dating back to Jan. 31.
- Iowa made its first 22 free throw attempts, finishing the contest sinking 25-of-27 (.926). The 92.6 percentage is a new school Big Ten Tournament record.
- Tony Perkins registered 16 points, marking the fourth time in six games the sophomore has reached double figures.
- The Hawkeyes improved to 20-0 this season when outrebounding their opponents.
- The Hawkeyes have won six of their last seven games away from home (Maryland; Ohio State; Nebraska; Michigan; Northwestern; Rutgers).
- Iowa outscored the Scarlet Knights 20-4 (+16) in fastbreak points.
- Friday was the first time Iowa competed against Rutgers in a Big Ten Tournament game.
- Iowa improved to 2-4 as the No. 5 seed in Big Ten Tournament games.

2021-22 IOWA HAWKEYES ROSTER

No.	Name	Pos.	Ht.	Wt.	Yr.	Hometown (Last School)
0	Filip Rebraca	F	6-9	230	Sr.	Sombor, Serbia (University of North Dakota)
2	Joe Toussaint	G	6-0	190	Jr.	Bronx, N.Y. (Cardinal Hayes)
3	Jordan Bohannon	G	6-1	175	Sr. [^]	Marion, Iowa (Linn-Mar)
4	Ahron Ulis	G	6-3	195	So.	Chicago, Ill. (Marion Catholic)
11	Tony Perkins	G	6-4	205	So.	Indianapolis, Ind. (Lawrence North)
13	Austin Ash	G	6-3	180	Sr. [^]	Cedar Rapids, Iowa (Mount Vernon)
14	Carter Kingsbury	G	6-4	225	Fr.	Ponca, Neb. (Brewster Academy)
15	Keegan Murray	F	6-8	225	So.	Cedar Rapids, Iowa (Prairie/DME Academy)
20	Payton Sandfort	F	6-7	215	Fr.	Waukee, Iowa (Waukee)
22	Patrick McCaffery	F	6-9	200	So. [^]	Iowa City, Iowa (West)
23	Josh Ogundele	C	6-11	265	So.	London, England (Worcester Academy)
24	Kris Murray	F	6-8	225	So.	Cedar Rapids, Iowa (Prairie/DME Academy)
25	Luc Laketa	G	6-5	180	Fr.	Concord, Mich. (Winchendon School)
30	Connor McCaffery	G/F	6-5	220	Sr. [^]	Iowa City, Iowa (West)
44	Riley Mulvey	C	6-11	245	Fr.	Rotterdam, N.Y. (St. Thomas More)

Head Coach: Fran McCaffery

Assistant Coaches: Kirk Speraw, Sherman Dillard, Billy Taylor



HEAD COACH FRAN McCAFFERY

Fran McCaffery, who is signed through the 2028 season, is in his 12th season as the head basketball coach at the University of Iowa and his 26th year overall as a college head coach. McCaffery has reached the 20-win plateau 11 of the last 15 seasons, including four straight.

McCaffery spent five seasons (2005-10) as the head coach at Siena, six years at UNC-Greensboro (1999-2005) and three seasons at Lehigh (1985-88) before joining the Hawkeyes.

McCaffery has nearly four decades of Division I coaching experience. He is in his 40th season as a collegiate coach, which includes 26 years as a head coach and 14 as an assistant. McCaffery is one of 14 coaches to lead at least four different Division I teams to the NCAA Tournament.

McCaffery, 61, holds a career mark of 491-338 (.592) and guided his teams to 14 postseason appearances (10 NCAA & four NIT). Iowa likely would have competed in another NCAA Tournament in 2020, if not for the NCAA canceling the postseason due to COVID-19. He is 240-161 (.598) at Iowa; the second winningest coach in program history. McCaffery led Iowa to wins in four of the last six NCAA Tournaments (2015, 2016, 2019, and 2021).

Since taking over the Iowa program in 2010, Iowa has earned eight postseason tournament berths (5 NCAA, 3 NIT). McCaffery coached Iowa to 25 victories in 2013, equaling the second-most win total in program history. McCaffery has guided five players to first team All-Big Ten status six of the last eight years, including the 2020 & 2021 National and Big Ten Player of the Year, Luka Garza.

McCaffery has posted upper division finishes in nine of the last 10 seasons at Iowa and 21 of 26 seasons as a head coach. He has posted 20 wins or more 11 of the last 15 seasons, including eight of the last 10 years at Iowa (2013, 2014, 2015, 2016, 2019, 2020, 2021, and 2022). Iowa's 205 victories between 2013-21 are the most over a 10-year span at Iowa since 1987-96 (207).

McCaffery and the Hawkeyes boast a 153-40 (.793) home record the last 11 seasons, which includes a school-record 18 wins in 2014 and 13 consecutive victories in 2019-20. Iowa has won 14+ games in Carver-Hawkeye Arena each of the last four seasons (2019, 2020, 2021, and 2022).

McCaffery's five years at Siena were the best in its 70-year history. He led the Saints on an incredible run that ended with three straight Metro Atlantic Athletic Conference championships and NCAA Tournament appearances.

McCaffery's Saints owned a 112-51 (.687) record in his five years with the program. He guided the Saints to four consecutive 20-win seasons. McCaffery's achievements earned the head coach Siena Hall of Fame recognition in 2017.

The 2009 MAAC Coach of the Year and 2010 District I Coach of the Year is the third winningest coach, by percentage, in league history (68-22, .756). He is the only coach to guide a MAAC program to two NCAA Tournament wins. McCaffery led his 2008 and 2009 teams to first round NCAA Tournament victories over Vanderbilt and Ohio State, respectively.

In his final two seasons at Siena, he coached the Saints to back-to-back 27-win campaigns and boasted a combined 39-3 (.929) record against MAAC opponents, which included MAAC Tournament contests.

McCaffery began his coaching career as an assistant at Penn (1982-83) and Lehigh (1983-85). After three seasons as head coach at Lehigh, he spent 11 seasons as an assistant at Notre Dame (1988-99).

McCaffery played basketball at Wake Forest his freshman year (1977-78) and concluded his playing career at Penn his final three seasons (1979-82).

He earned his B.S. degree in Economics from The Wharton School (Penn) in 1982. McCaffery also earned a Master of Education from Lehigh in 1985.



COACHING HONORS

NABC District I Coach of the Year, 2009-10
MAAC Coach of the Year, 2008-09

HEAD COACHING EXPERIENCE

Lehigh (1985-88):49-39 (.557); 8-6 (.571) League
UNC-Greensboro (1999-05).....90-87 (.508); 49-47 (.510) League
Siena (2005-10)112-51 (.687); 68-22 (.756) League
Iowa (2010-present):240-161 (.598); 115-110 (.511) League

THE McCAFFERY FILE

Born: May 23, 1959
Hometown: Philadelphia, Pennsylvania
High School: LaSalle, 1977
College: B.S. in Economics, The Wharton School (Penn), 1982
Master of Education, Lehigh, 1985
Family: Wife, Margaret
Sons, Connor, Patrick and Jonathan Francis
Daughter, Marit Katherine
Brother, Jack (sportswriter in Philadelphia area)

Coaching Honors

MAAC Coach of the Year, 2009
NABC District I Coach of the Year, 2009-10

Coaching History (39 years)

1983 Assistant Coach, Penn
1984-85 Assistant Coach, Lehigh
1985-88 Head Coach, Lehigh
1988-99 Assistant Coach, Notre Dame
1999-05 Head Coach, UNC-Greensboro
2005-10 Head Coach, Siena
2010-present Head Coach, University of Iowa

Coaching Chart

Overall (26 seasons): 491-338 (.592)
At Iowa (12 seasons): 240-161 (.598)
At Siena (five seasons): 112-51 (.688)
At UNCG (six seasons): 90-87 (.508)
At Lehigh (three seasons): 49-40 (.551)
NCAA Tournament (10 appearances*): 6-9
NIT (four appearances): 6-4

**McCaffery is the first coach to bring three different programs from one-bid leagues to the NCAA Tournament (conferences that sent just one team the year his program advanced).*

McCaffery in Postseason Play

1988 NCAA Tournament -- Lehigh
1989 NCAA Tournament -- Notre Dame
1990 NCAA Tournament -- Notre Dame
1992 NIT -- Notre Dame
1997 NIT -- Notre Dame
2001 NCAA Tournament -- UNC-Greensboro
2002 NIT -- UNC-Greensboro
2008 NCAA Tournament -- Siena
2009 NCAA Tournament -- Siena
2010 NCAA Tournament -- Siena
2012 NIT -- Iowa
2013 NIT -- Iowa
2014 NCAA Tournament -- Iowa
2015 NCAA Tournament -- Iowa
2016 NCAA Tournament -- Iowa
2017 NIT -- Iowa
2019 NCAA Tournament -- Iowa
2020 NCAA Tournament postponed (COVID-19)
2021 NCAA Tournament -- Iowa

Playing Experience

Wake Forest, 1977-78
Penn, 1979-82



Big Ten Standings/Schedule

Team	Big Ten	Pct.	Overall	Pct.
Illinois	15-5	.750	22-9	.710
Wisconsin	15-5	.750	24-6	.800
Purdue	14-6	.700	25-6	.806
Rutgers	12-8	.600	18-13	.581
IOWA	12-8	.600	24-9	.727
Ohio State	12-8	.600	19-11	.633
Michigan State	11-9	.550	21-11	.656
Michigan	11-9	.550	17-14	.548
Indiana	9-11	.450	20-12	.625
Maryland	7-13	.350	15-17	.469
Penn State	7-13	.350	14-16	.467
Northwestern	7-13	.350	15-16	.484
Nebraska	4-16	.200	10-22	.328
Minnesota	4-16	.200	13-17	.433

Friday, March 11

(2) Wisconsin vs. (7) Michigan State, 5:30 p.m.

(3) Purdue vs. (11) Penn State, 8 p.m.

Saturday, March 12

(9) Indiana vs. (5) Iowa, Noon

TBD vs. TBD, 2:30 p.m.

All times are central

National Rankings

AP Poll

March 6

- Gonzaga
- Arizona
- Baylor
- Auburn
- Kentucky
- Kansas
- Duke
- Villanova
- Purdue
- Tennessee
- Providence
- Wisconsin
- UCLA
- Texas Tech
- Arkansas
- Illinois
- Saint Mary's
- Houston
- Murray State
- Connecticut
- USC
- Texas
- Colorado State
- IOWA**
- North Carolina

USA Today Poll

March 6

- Gonzaga
- Arizona
- Baylor
- Auburn
- Kentucky
- Kansas
- Duke
- Villanova
- Purdue
- Providence
- Tennessee
- Wisconsin
- UCLA
- Texas Tech
- Illinois
- Arkansas
- Saint Mary's
- Houston
- Murray State
- Connecticut
- USC
- Texas
- IOWA**
- Colorado State
- Ohio State

2021-22 IOWA CAPTAINS

Iowa captains are Jordan Bohannon and Connor McCaffery.

HAWKEYES CRUISE TO VICTORY OVER NORTHWESTERN AT BIG TEN TOURNAMENT

All 14 players scored in a 112-76 convincing victory over Northwestern in the Big Ten Tournament second round contested on Thursday at Gainbridge Fieldhouse in Indianapolis.

- Iowa recorded its eighth straight victory over Northwestern.
- The Hawkeyes drained 11 of its Big Ten Tournament single-game record 19 3-pointers in the first half. Ten different Hawkeyes made at least one 3-pointer against the Wildcats.
- Iowa broke four Big Ten Tournament single game records: total points (112); 3-pointers made (19); field goals made (43); and margin of victory (36).
- Iowa broke/tied eight team records in a Big Ten Tournament game: total points (112); points in a half (64); field goals (43); 3-pointers made (19); 3-point attempts (29); field goal percentage (.614); 3-point field goal percentage (.655); and assists (25).
- Iowa's 25 assists are its most against a Big Ten opponent and second highest total this season (28 versus Alabama State).
- Iowa, the Big Ten's top scoring offense, scored a season-best 112 points today, eclipsing the century mark for the fifth time this season.
- Jordan Bohannon sank a game-best five triples, one shy of the school record in a Big Ten Tournament game (6 by Bohannon in 2017 and Jeff Horner in 2006). Bohannon now has 445 career 3-pointers, the second most by a player from a major conference in NCAA history (457 by Duke's J.J. Reddick).
- All-American Keegan Murray became just the third Hawkeye -- and first underclassman -- to surpass 700 points in a single-season (724). Murray led all scorers with 26 points and grabbed eight rebounds in only 21 minutes. He has totaled 25 points or more 14 times this year, the most of any player from a major conference.
- Keegan Murray made 11 field goals to tie Dean Oliver's single-game Iowa Big Ten Tournament record set in 2000.
- Iowa won its first game as a No. 5 seed in a Big Ten Tournament game (1-4).
- Iowa tallied 64 first-half points, the most the Hawkeyes scored in a half (first or second) this season and most in a half against a Big Ten opponent since 2010. The 64 first-half points are the most by a Hawkeye team in a half in a Big Ten Tournament game (61 vs. Illinois in 2018).
- The Hawkeyes improved to 19-0 this season when outrebounding their opponents and 12-0 when shooting 50 percent or better from the field.
- The Hawkeyes had scoring runs 13-0 and 11-0 in the second half, marking their 25th and 26th scoring run of 10-0 or more this season.
- Iowa led by 33 at halftime today (64-31) is its largest halftime advantage this season, besting a 29-point halftime cushion versus Western Michigan on Nov. 22, 2021.
- The Hawkeyes improved to 3-1 against Northwestern in Big Ten Tournament games.
- Iowa will play in a Big Ten Quarterfinals game for the second straight season.
- Iowa won its first game as a No. 5 seed in a Big Ten Tournament game (1-4).

RECORD BREAKERS

In Thursday's win over Northwestern, the Hawkeyes broke four Big Ten Tournament records: total points (112); 3-pointers made (19); field goals made (43); and margin of victory (36). Iowa also broke/tied eight team records in a Big Ten Tournament game in the victory over the Wildcats: total points (112); points in a half (64); field goals (43); 3-pointers made (19); 3-point attempts (29); field goal percentage (.614); 3-point field goal percentage (.655); and assists (25).

Iowa broke another school Big Ten Tournament game record on Friday against Rutgers, sinking 92.6 percent (25-of-27) from the foul line.

ALL-TIME SERIES RECORDS

Indiana holds a 106-79 advantage in the series, dating back to 1909.

The Hawkeyes won the only regular season meeting between the two teams in Iowa City on Jan. 13 (83-74).

Iowa is 2-1 all-time against the Hoosiers at the Big Ten Tournament. The Hawkeyes' two victories each were by two-point margins, first at the 2001 Championship Game (63-61) in Chicago and in the 2002 Semifinals (62-60) in Indianapolis. Indiana's victory over Iowa was in the second round in 2017 in Washington, D.C. (95-73).



MURRAY IN ELITE COMPANY

Sophomore Keegan Murray has 750 points, 64 blocked shots and 55 3-pointers this season. Murray joins Kevin Durant (2006-07) as the only two underclassmen over the last 30 years with 700+ points, 50+ blocks, and 50+ 3-pointers in a single season.

KRIS MURRAY LEADS IOWA OVER HOOSIERS

Kris Murray came off the bench to lead Iowa to an 83-74 win over Indiana in Iowa City in the only meeting between the two teams this season on Jan. 13. Murray recorded a double-double with 29 points and 11 rebounds, as he connected on 12-of-18 field goal attempts and 3-of-4 free throws. He also added two assists, three blocked shots and three steals.

Iowa trailed 48-41 at halftime before holding Indiana to just 26 points over the final 20 minutes.

MURRAY NAMED PLAYER OF THE WEEK

Sophomore Keegan Murray has been named Big Ten Player of the Week each of the last two weeks and a program-best six times this season.

Murray averaged 21.5 points and 8.2 rebounds in wins over Michigan State and at Nebraska two weeks ago.

Last week, Murray averaged a double-double in three games, averaging 23.7 points and 12 rebounds. The All-American also averaged three blocks, 2.7 3-pointers, and 2.3 assists. He shot 53 percent (8-of-15) from 3-point range and 77 percent (17-of-22) from the foul line.

NUMBER OF THE WEEK -- 3

Iowa is seeking to become the first school to have a men's basketball player lead the Big Ten in scoring three straight seasons since Purdue from 1968-70.

Iowa's Luka Garza led the conference in scoring average in 2020 (26.2 ppg) and 2021 (21.9 ppg). Keegan Murray leads the league this season, averaging 23.4 points per game in all games. Murray finished the 20-game league schedule as the Big Ten's leading scorer, averaging 22.8 points per contest.

Purdue legend Rick Mount led the Big Ten in scoring in 1968 (29.7 ppg), 1969 (35.2 ppg), and 1970 (39.4 ppg).

KEEGAN MURRAY ONE OF THE NATION'S BEST

Keegan Murray has been selected to the Wooden Award National Ballot (semifinalist), Naismith Trophy Semifinalist, Lute Olson National Player of the Year Award Midseason List, Karl Malone Power Forward of the Year Award Finalist, *Sporting News* First Team All-America, Big Ten Player of the Week six times this season (Nov. 22; Dec. 20; Jan. 3; Feb. 14; Feb. 28; March 7), and the Naismith Trophy Player of the Week (Feb. 14).

The Hawkeyes have had a student-athlete named a Wooden Award National Semifinalist three straight years and four of the last seven seasons. Former Hawkeye Luka Garza was the recipient of the 2021 John R. Wooden Award and was a finalist in 2020 award, while Jarrod Uthoff was a semifinalist in 2016. Garza was also the recipient of the 2021 Lute Olson Award.

Murray joins Ohio State's Evan Turner (7 in 2009-10) and Purdue's Caleb Swanigan (6 in 2016-17) as the only players since the Big Ten weekly award was introduced prior to the 1981-82 season to earn six or more weekly honors in a single season.

Murray, who is the program's first sophomore to be voted to the All-Big Ten First Team since Ronnie Lester in 1978, became Iowa's single-season scoring leader with 750 points after back-to-back 26-point efforts against Northwestern and Rutgers at the Big Ten Tournament the last two days.

IOWA IN BIG TEN STATISTICS

Category	All Games		Conf Only		NCAA	
	Stat	Rank	Stat	Rank	Stat	Rank
Turnover Margin	+4.5	1st	+4.9	1st	+4.5	4th
Steals	7.3	1st	7.3	1st	7.3	81st
Assist/TO Ratio	1.7	1st	1.6	1st	1.7	1st
Scoring Offense	84.2	1st	79.6	1st	84.2	5th
Scoring Margin	+12.9	1st	+6.9	1st	+12.9	13th
Assists	16.0	4th	14.5	5th	16.0	32nd
Free Throw %	.751	5th	.706	11th	.751	73rd
3-Pt. FG Per Game	9.2	3rd	8.8	T1st	9.2	42nd
Blocked Shots	4.5	4th	4.3	4th	4.5	48th
Field Goal %	.465	4th	.444	8th	.465	75th
3-Pt. Field Goal %	.368	6th	.358	6th	.368	69th
3-PT FG Defense	.333	6th	.350	8th	.333	167th
Rebound Margin	+2.1	9th	-1.8	10th	+2.1	154th
FG% Defense	.437	10th	.446	8th	.437	198th
Scoring Defense	71.3	13th	72.7	11th	71.3	229th

Category	Player	All Games		NCAA	
		Stat	Rank	Stat	Rank
FG%	Keegan Murray	.557	4th	.557	29th
Rebounding	Keegan Murray	8.6	3rd	8.6	40th
Scoring	Keegan Murray	23.4	1st	23.4	4th
Steals	Joe Toussaint	1.4	6th	1.4	255th
	Keegan Murray	1.3	9th	1.3	324th
Assists	Joe Toussaint	3.4	13th	3.4	220th
FT Percentage	Keegan Murray	.736	11th	.736	317th
3-pointers	Jordan Bohannon	2.5	4th	2.5	101st
Blocked Shots	Keegan Murray	2.0	4th	2.0	39th
	Kris Murray	0.97	9th	0.97	212th
Assist/TO Ratio	Joe Toussaint	2.48	2nd	2.48	29th
FT Made	Keegan Murray	131	6th	131	59th
Double-Doubles	Keegan Murray	9	3rd	9	46th

Murray has totaled 25 points or more an NCAA-best 15 times this year. He is also the only Hawkeye underclassman (freshman or sophomore) with four 30+ performances in a single season.

Murray averaged 7.2 points per game last year and is averaging 23.4 this season (+16.2). The last Big Ten player to increase his scoring by 16 points per game from one season to the next was Illinois' Rick Schmidt, who went from 3.8 ppg in 1972-73 to 21.4 ppg in 1973-74 (+17.6).

Murray, who has posted a team-leading nine double-doubles this season, combined for 65 points in two games against Maryland. He amassed 35 points and eight rebounds on Jan. 3 and tallied 30 points on 12-of-14 shooting from the field and 4-of-7 from the foul line and grabbed seven rebounds at Maryland on Feb. 10.

Murray poured in a game and career-best 37 points, six rebounds, and a game bests in steals (3) and blocks (2) against Nebraska on Feb. 13. The 37 points are believed to be the third most by any men's basketball player in Carver-Hawkeye Arena's 39-year history (45 by Brian Quinnett of Washington State in 1986; 41 by Iowa's Luka Garza in 2020).

Murray is the first Hawkeye to score 30+ points in back-to-back Big Ten games since Matt Gatens 10 years ago in 2012 (30 vs. Indiana and 33 vs. Wisconsin).

Murray exploded for a then career-best 35 points versus Utah State. He scored 18 straight Iowa points spanning 6:08 in the first half. Murray was six points from the Sanford Pentagon scoring record.



IOWA SIGNS 2 PREP STANDOUTS

JOSH DIX // G, 6-5, 190 // Council Bluffs, Iowa (Council Bluffs High School)

- Three-year team captain
- Two-time first-team all-conference selection and City Player of the Year
- Third team all-state as a sophomore and first-team all-state as a junior
- Shot 50 percent or better from the field his first three seasons of prep basketball
- Averaged a team-best 19.4 points, 7.2 rebounds, 4.3 assists as a junior
- Shot at 54 percent from the field, 38 percent from 3-point range, and 73 percent from the foul line as a junior
- Surpassed 1,000 career points last season
- Averaged 17.5 points, 5.1 rebounds as a sophomore and 10.2 points per contest as a freshman
- Three-time academic all-conference honoree

FRAN McCAFFERY ON JOSH DIX

"Josh is incredibly versatile. He can play multiple positions. He has a great frame. Josh is good with the ball in his hands finding people and getting to the rim. He's physical defensively and is an excellent rebounder for his position. Josh is a winning player. We are really excited about him."

DASONTE BOWEN // G, 6-3, 165 // Boston, Massachusetts (Brewster Academy)

- Ranked No. 91 in the ESPN Top 100 for the Class of 2022
- Averaged 15.2 points, 3.6 rebounds, 2.6 assists, and 1.4 steals while shooting 52.7 percent from the field, 47.4 percent from 3-point range, and 90 percent from the foul line this past summer playing EYBL
- Netted 37 points and seven assists in a game as a sophomore at Worcester Academy
- All-NEPSAC first team honoree as a sophomore
- Played with Hawkeye sophomore Josh Ogundele at Worcester Academy in 2020

FRAN McCAFFERY ON DASONTE BOWEN

"Dasonte is creative and fearless on the basketball court. He has incredible vision and makes plays. Dasonte can step back and hit the three, but he is constantly attacking the defense. He can rebound and score a variety of ways. He is an incredibly unselfish player. We are excited to welcome him to the Hawkeye family."

Murray had a historic stat line against N.C. Central, registering 27 points, 21 rebounds, and four blocks. He became the fourth Hawkeye over the last five decades, and first since 1977, to score 20+ points and grab 20+ rebounds.

Murray posted game bests in points (29), rebounds (10), and blocks (3), while also dishing out three assists in Iowa's win over Western Illinois. He shot a blistering 65 percent from the field, making 13-of-20 attempts.

IOWA IN THE BIG TEN TOURNAMENT

Iowa has posted a 20-21 record in Big Ten Tournament games. The Hawkeyes earned tournament titles in 2001 and 2006 and lost in the title game in 2002. Only Michigan State (32), Illinois (31), Ohio State (29), Wisconsin (25), and Michigan (25) have more wins and a higher winning percentage than the Hawkeyes. Michigan State has won six tournament titles, Ohio State has won four, Wisconsin and Illinois have won three, while Iowa and Michigan have two tournament titles (Ohio State was forced to vacate its 2002 title).

Iowa has played 11 different teams in the event, having met each team except Nebraska and Maryland at least once (Rutgers and Maryland played in their first Big Ten Tournament in 2015). Iowa (2001 as a No. 6 seed) and Michigan (2017 as a No. 8 seed) are the only teams to claim the tournament title by winning four games in four days.

Iowa has been eliminated by the tournament champion six times, including Michigan in the 1998 quarterfinals and 2018 first round, Michigan State in the 2000 quarterfinals and 2012 quarterfinals, Ohio State in the 2002 title game, and Illinois in the 2021 semifinals.

The 2020 Big Ten Tournament was canceled after Wednesday's opening round games due to the COVID-19 global pandemic.

The following is Iowa's record vs. each team:

Illinois.....	3-2	Ohio State.....	2-2
Indiana.....	2-1	Michigan.....	0-7
Maryland.....	0-0	Nebraska.....	0-0
Michigan State.....	2-4	Penn State.....	1-1
Minnesota.....	2-0	Rutgers.....	1-0
Purdue.....	2-1	Wisconsin.....	2-2
Northwestern.....	3-1		

IOWA BY SEEDING

This year marks the fifth time Iowa has garnered the No. 5 seed in the Big Ten Tournament. The No. 5 seed is its fourth best seed in the 24-year history of the event (No. 2 seed in 2006).

The following is Iowa's record in the event, by seeding:

#2.....	3-0	#7.....	3-3
#3.....	1-1	#8.....	1-2
#4.....	0-2	#9.....	3-3
#5.....	2-4	#10.....	0-2
#6.....	6-3	#12.....	1-1

IOWA'S STATISTICAL COMPARISONS

	All Games	Big Ten	Home Games	Away Games	Iowa Wins	Iowa Losses
Record	24-9	12-8	15-3	9-6	24-0	0-9
Points	84.2	79.6	87.3	80.4	89.0	71.1
Opp. Pts	71.3	72.7	68.6	74.5	68.7	78.1
FG%	.465	.444	.468	.462	.494	.389
FG Def.	.437	.446	.417	.461	.431	.452
3-PT%	.368	.358	.363	.375	.396	.290
3-pt. Def.	.333	.350	.317	.358	.330	.342
FT%	.751	.706	.791	.698	.773	.690
REB	37.7	36.3	39.5	35.5	39.4	33.1
AST	16.0	14.5	16.7	15.1	17.0	13.4
TO	9.2	8.8	9.1	9.3	9.3	9.0
STL	7.3	7.3	8.3	6.0	7.8	6.3
BLK	4.5	4.3	4.7	4.1	4.6	4.1

IOWA HISTORY

Iowa has played 2,905 games since beginning basketball in 1902. Iowa's overall record is 1,716-1,189 (.591). Iowa's 1,716 wins are 36th most among Division I programs. That includes a 1,097-377 (.744) record in home games, a 619-812 (.432) record in contests away from Iowa City, an 814-813 (.501) mark in Big Ten games and a 501-151 (.768) record in Carver-Hawkeye Arena.

3 HAWKEYES GARNER POSTSEASON ALL-BIG TEN RECOGNITION

Keegan Murray is a unanimous first team selection by both the media and coaches, marking the third straight season a Hawkeye has been a unanimous first team selection (Luka Garza in 2020 and 2021). Murray was also tabbed a unanimous first-team all-conference honoree by the Associated Press. Jordan Bohannon earned honorable mention recognition, while Patrick McCaffery is the recipient of Iowa's Big Ten Men's Basketball Sportsmanship Award.

Head coach Fran McCaffery has coached a first-team All-Big Ten honoree in seven of the last nine seasons, the most over a nine-year span since 1944-52. Murray joins Devyn Marble (2014), Aaron White (2015), Jarrod Uthoff (2016), Peter Jok (2017), and Garza (2020 and 2021) as first team selections.



Murray (6-foot-8, 225 pounds) ranks first in the country in Player Efficiency Rating (38.5); fourth in points per game (23.4); 29th in field goal percentage (.557); 39th in blocks per contest (2.0); and 46th in double-doubles (9). His 23.4 points per game average is tops among players from a major conference.

Bohannon has earned postseason conference recognition for a fifth time, earning third team accolades as a junior, honorable mention honors three times, and voted to the All-Freshman Team in 2017. He ranks second on the team in points per game (11.2) and assists (1.7), and first in 3-pointers per game (2.54).

McCaffery ranks third on the team in points per game (10.2), and fourth in rebounds (3.7) and blocks (0.4) per contest. The Iowa City native has been playing his best basketball the past month. He has netted double figures in scoring nine of the last 15 games played.

TWICE AS NICE

Sophomores Keegan and Kris Murray rank first and fourth, respectively, in team scoring. Keegan averages 23.4 points, while Kris averages 10.1 points. Keegan also ranks first on the squad in rebounds per game (8.6), blocks per game (2.0), and free throws made (131), while Kris ranks second on the squad in blocks per contest (0.97), third in rebounds (4.4), and first in 3-point accuracy (.406, 41-of-101).

Keegan is a phenomenal finisher around the rim, hitting 62.9 percent on 2-point tries and is third on the squad in 3-point accuracy (.379, 55-of-1405).

Kris is averaging 10.1 points and 4.4 rebounds in 18 minute per game, while ranking fourth on the team with 25 steals. He is averaging 22.5 points and 9.8 rebounds per 40 minutes played this year.

JORDAN BOHANNON HOLDS 5 IOWA RECORDS

Jordan Bohannon, competing in his sixth season, is the program's career leader in four statistical categories: assists (696), 3-pointers made (448), games played (176), and free throw percentage (.887, 368-415). He sank a school and Xfinity Center record 10 3-pointers at Maryland on Feb. 10, 2022. The 10 triples were one shy of tying the Big Ten record. His 448 triples are the most in Big Ten history and 186 more than any other Hawkeye.

He has made 84 treys this season, second most in the Big Ten.

Bohannon (176) is the NCAA all-time leader in career games played. He is fifth in the NCAA with 448 career 3-point field goals made. The 448 triples are the second most by a player from a major conference (457 by Duke's J.J. Reddick). He ranks third in career scoring at Iowa (2,008) and sixth in field goals made (596).

Bohannon, an honorable mention all-conference honoree in 2021 and 2022, is the only Division I player over the last 25 years to make 75+ 3-pointers in five seasons.

Bohannon ranked first in the league in 3-point accuracy (.394) and second in 3-pointers made per game (2.58) in 2021. He was second in the conference in assist-to-turnover ratio (3.07) and fourth in assists per contest (4.4).

He is believed to be the only Division I player to amass more than 675 assists and 440 3-pointers.

Bohannon is one of only three Hawkeyes to post four 100-assist seasons (Jeff Horner, Dean Oliver). He has accumulated seven points-assists double-doubles, the most in school history. Bohannon registered a school-record eight games with 10 or more assists.

MCCAFFERY CLIMBING WINS CHART

Fran McCaffery and the Hawkeyes have reached 20 wins eight of the last 10 seasons. McCaffery and Tom Davis (10) are the only Iowa coaches to win 20 or more games in at least eight seasons.

Iowa won its 24th game of the season yesterday versus Rutgers, its most wins in a season since winning 25 in 2013.

Among Iowa's head basketball coaches, McCaffery ranks second in tournament appearances behind Davis (9). Davis is Iowa's all-time winningest coach, while McCaffery is second.

HAWKEYE FASTBREAKS

- The Hawkeyes are a perfect 20-0 this season when outrebounding their opponents and 12-0 when Iowa shoots 50 percent or better from the field.
- Iowa has won 10 or more Big Ten games seven of the last eight seasons.
- Iowa scored 700 points over an eight game stretch from Feb. 10 to March 3 (87.5 ppg). That is the most points by any team in an eight-game span of Big Ten play since 1995, when the Hawkeyes themselves had 709 in eight games from Feb. 9 to March 8.

LAST 12 GAMES STATISTICS (10-2)

No.	Player				Total		3-Point		F-Throw		Rebounds											
		GP-GS	MIN	AVG	FG-FGA	FG%	3FG-3FGA	3FG%	FT-FTA	FT%	OFF	DEF	TOT	AVG	PF	DQ	A	TO	BLK	STL	PTS	AVG
15	MURRAY, Keegan	12-12	394:22	32.9	115-203	.567	23-51	.451	51-74	.689	32	76	108	9.0	21	0	22	9	23	12	304	25.3
3	BOHANNON, Jordan	12-12	336:51	28.1	44-97	.454	39-86	.453	33-37	.892	3	15	18	1.5	15	0	25	16	0	11	160	13.3
24	MURRAY, Kris	12-0	215:58	18.0	43-86	.500	15-36	.417	14-23	.609	14	37	51	4.3	33	1	9	9	10	8	115	9.6
22	MCCAFFERY, Patrick	10-10	217:29	21.7	33-82	.402	7-27	.259	12-19	.632	10	30	40	4.0	6	0	14	9	5	4	85	8.5
11	PERKINS, Tony	12-12	238:56	19.9	40-81	.494	9-15	.600	13-19	.684	14	27	41	3.4	14	0	26	9	1	11	102	8.5
0	REBRACA, Filip	12-12	261:37	21.8	27-57	.474	0-1	.000	13-16	.813	27	34	61	5.1	27	0	13	14	8	4	67	5.6
20	SANDFORT, Payton	11-0	125:06	11.4	22-48	.458	11-28	.393	4-4	1.000	9	26	35	3.2	11	0	5	8	1	0	59	5.4
30	MCCAFFERY, Connor	11-2	213:37	19.4	15-28	.536	14-26	.538	4-5	.800	6	18	24	2.2	20	0	23	5	0	3	48	4.4
13	ASH, Austin	6-0	26:47	4.5	6-13	.462	5-10	.500	4-6	.667	0	5	5	0.8	1	0	5	2	0	0	21	3.5
4	ULIS, Ahron	11-0	140:28	12.8	12-33	.364	1-4	.250	7-12	.583	4	18	22	2.0	10	0	15	8	0	5	32	2.9
2	TOUSSAINT, Joe	12-0	169:34	14.1	14-37	.378	2-13	.154	3-4	.750	3	11	14	1.2	17	0	31	13	0	11	33	2.8
23	OGUNDELE, Josh	6-0	29:33	4.9	4-8	.500	0-0	.000	0-2	.000	4	5	9	1.5	6	0	0	5	0	1	8	1.3
25	LAKETA, Luc	5-0	11:30	2.3	1-2	.500	1-2	.500	0-0	.000	0	1	1	0.2	1	0	0	2	0	1	3	0.6
44	MULVEY, Riley	5-0	18:12	3.6	1-3	.333	0-1	.000	0-0	.000	0	0	0	0.0	1	0	0	0	3	0	2	0.4
Team											21 18 39				8							
Total		12	2400		377-778	.485	127-300	.423	158-221	.715	147	321	468	39.0	183	1	188	117	51	71	1039	86.6
Opponents		12	2400		325-737	.441	90-257	.350	121-169	.716	120	279	399	33.3	193	3	176	139	49	63	861	71.8

- The Hawkeyes have had scoring runs of 10-0 or more a combined 26 times in 33 games.
- Sophomore Keegan Murray has totaled 25 points or more an NCAA-best 15 times this season. Murray is also the only Hawkeye underclassman (freshman or sophomore) with four 30+ performances in a single season.
- The Hawkeyes notched at least one victory over Michigan, Michigan State, Ohio State, and Indiana for the first time in the same season since 2006.
- Iowa is 129-28 when scoring 80 points or more, the last 12 seasons. The Hawkeyes are 91-3 when holding opponents to fewer than 61 points, the last 12 years.
- Jordan Bohannon (122) and Connor McCaffery (103) rank second and fifth, respectively, in most career wins among active Big Ten players.
- Iowa went 7-1 during the month of February, its most wins in February since winning all eight February contests in 1981.
- The Hawkeyes posted three regular season sweeps over Big Ten opponents this season. Iowa has swept Maryland, Minnesota and Nebraska. Iowa has notched single-play wins over Indiana, Michigan State, Northwestern, and Ohio State.
- Kris Murray leads the squad in 3-point accuracy, making 40.6 percent (41-of-101) of his attempts, while Jordan Bohannon is second (.391, 84-of-215). Bohannon combined for eight triples over the last two Big Ten Tournament contests.
- Iowa has been making the most of its trips to the foul line. The Hawkeyes are shooting 75.1 percent from the foul line, which ranks fifth in the Big Ten and 73rd nationally. Iowa's 488 free throw makes are tops in the Big Ten and 33rd most in the NCAA. Iowa made its first 22 free throw attempts in the tournament win over Rutgers and ended the game 25-27, setting an Iowa tournament record for accuracy.
- Iowa's Keegan Murray (7 games this season) and Luka Garza (19 in a row) are the only two Big Ten men's basketball players to have scored 20+ points in seven straight games over the last decade.
- Jordan Bohannon (30) and Keegan Murray (30) became the first Hawkeye duo to score 30+ points in the same game (at Maryland) since Bruce King (36) and Scott Thompson (30) at Michigan on Jan. 31, 1976.
- The Hawkeyes boasted a 15-3 record in home games this season. Iowa has won 14+ home contests each of the last four years.
- Keegan Murray and Kansas State's Michael Beasley (2007-08) are the only two players from a major conference to score 24+ points in each of their first five games of the season over the last 15 years. He is one of three Big Ten players since the 2002-03 season with six consecutive 20-point games to start the season.
- Iowa posted school single-game records in 3-pointers made (20) and attempted (44) against Alabama State on Nov. 18, besting the previous records of 19-of-43 against Savannah State on Dec. 22, 2018. Iowa's 20 3-pointers made equals the Carver-Hawkeye Arena record (20 by Purdue on Jan. 20, 2018).
- The Hawkeyes topped the century mark in three of their first five games (Longwood, Alabama State, Western Michigan). The last time an Iowa team scored 100+ points in three of its first five games was the start of the 1997-98 season.
- Iowa is the only Division I program with two sets of brothers on the 2021-22 roster, with one being identical twins. Connor and Patrick McCaffery are two years apart, while Keegan and Kris Murray are identical twins. The Murray twins are one of five twins on Division I rosters this season (Arizona State, San Diego State, SIUE, and Wisconsin).
- Iowa has won three straight games over Michigan State, dating back to 2021; that is the longest win streak over the Spartans since 2006. The Hawkeyes have defeated the Spartans by a combined 56 points in its last two victories -- 88-58 on Feb. 13, 2021, in East Lansing and 86-60 on Feb. 22, 2022. The 26-point victory is the largest margin in Iowa City since 1996 (83-47).
- Virginia has allowed 75+ points at home only six times under head coach Tony Bennett. Iowa has accounted for two of those six (75 in 2021 and 75 in 2013).
- At Virginia and versus Illinois, the Hawkeyes committed a season-low four turnovers, tying the third fewest total in a single-game in the Fran McCaffery era. The four turnovers against the Cavaliers are the fourth lowest in any Big Ten/ACC Challenge game.
- The Hawkeyes have won seven of their last nine, including four straight, Big Ten/ACC Challenge games.
- Iowa has won an NCAA Tournament game each of its last four tournament appearances.
- Iowa has qualified for five NCAA tournaments over the last seven completed seasons (2014-16, 2019, 2021) and eight postseason tournaments over the last nine completed seasons (5 NCAA; 3 NIT).
- Florida State has won an NCAA-record 13 straight overtime games, dating back to January, 2018. The last team to beat the Seminoles in overtime was Iowa (78-75) on Dec. 2, 2015, in Iowa City. That game featured 21 lead changes.

STEALING THE ROCK

Iowa ranks first in the Big Ten and 81st nationally in steals per game (7.3). The last time a Hawkeye team led the conference in steals was during the 2016-17 season (8.1 per game). The Hawkeyes recorded 10 steals in regular season wins over Northwestern and Michigan.

PATRICK McCAFFERY PLAYING HIS BEST BASKETBALL

Redshirt sophomore Patrick McCaffery, who is Iowa Men's Basketball's Big Ten Sportsmanship Award honoree, has been playing his best basketball the past month. McCaffery has netted double figures in scoring nine of the last 15 games played. He did not play in Iowa's home win over Northwestern due to a hip injury but returned to play just over 18 minutes in the win at Michigan.

McCaffery scored a season-high 18 points and tied a career high with seven rebounds in Iowa's win over Minnesota Feb. 6. McCaffery has made at least one 3-pointer in nine of the last 15 games, including sinking three in both games against Penn State.

He added 13 points and five rebounds in a home loss to Michigan. He added seven points and five rebounds in Iowa's win at No. 18 Ohio State and five points and six rebounds in a win over Michigan State. He netted 10 points at Nebraska (Feb. 25). He also sat out Iowa's game at Illinois due to his hip injury and a non-Covid illness. He returned to the starting line-up and scored 10 points in the B1G tournament win over Northwestern.

VALUING THE BASKETBALL

The Hawkeyes are tops in the country in assist-to-turnover ratio (1.7); second in fewest turnovers per game (9.2); and fourth in turnover margin (4.5).

Connor McCaffery has continued his mastery of limiting turnovers in 2021-22 with 58 assists and only 12 turnovers (one per 43.9 minutes played), boasting a robust 4.9 assist-to-turnover ratio. Joe Toussaint's 2.48 ratio is third best in the league and 29th nationally.



Iowa ranked first in the nation in assist-to-turnover ratio (2.02) last season. The Hawkeyes had two players ranked high nationally in assist-to-turnover ratio. Connor McCaffery was fourth in the country with a 3.73 ratio (112 assists; 30 turnovers), while Jordan Bohannon was 13th with a 3.07 ratio (135 assists; 44 turnovers).

IOWA VS. RANKED TEAMS

Iowa is 1-5 against ranked opponents this season. The Hawkeyes beat No. 18 Ohio State in Columbus (75-62) and lost four of the five on the road at No. 2 Purdue (77-70), No. 17 Iowa State (73-53), No. 23 Wisconsin (87-78), and No. 20 Illinois (74-72).

The Hawkeyes won 15 games over ranked foes the previous two seasons, the most in the country.

Below are Iowa's most recent victories over nationally-ranked opponents:

At Home:	77-73 over 25th-ranked Wisconsin, 3/4/21 79-66 over 25th-ranked Rutgers, 2/10/21 86-71 over 16th-ranked Minnesota, 1/10/21 87-72 over 19th-ranked Northwestern, 12/29/20 93-80 over 16th-ranked North Carolina, 12/8/20
On the Road:	75-62 over 18th-ranked Ohio State, 2/19/22 73-57 over 4th-ranked Ohio State, 2/28/21 77-62 over 21st-ranked Wisconsin, 2/18/21 77-75 over 14th-ranked Rutgers, 1/2/21 59-57 over 21st-ranked Wisconsin, 3/2/17
Neutral Court:	72-61 over 12th-ranked Texas Tech, 11/28/19 79-72 over 22nd-ranked Cincinnati, 3/22/19 77-69 over 13th-ranked Oregon, 11/15/18

SPOTLIGHTING KEEGAN MURRAY'S DOMINATING EFFORT

Keegan Murray posted 27 points, 21 rebounds, four blocks, and two assists in Iowa's win over North Carolina Central on Nov. 16. He accomplished something that has not been done in over four decades by a Hawkeye.

Murray is the first Hawkeye to total 25+ points and 20+ rebounds in a game since Bruce King in 1977. King had 31 points and 21 rebounds vs. Ohio State in 1977.

Murray is one of four players over the last five decades to post a 20-20 game: Kevin Kunnert (24-23) vs. Illinois in 1972; Fred Haberecht (29-20) vs. Wisconsin in 1975; Bruce King (42-20) vs. Pittsburgh in 1976; Bruce King (31-21) vs. Ohio State in 1977.

The last Big Ten player to have a 20-20 performance was Purdue's Trevion Williams at Michigan on Jan. 9, 2020 (36-20).

Murray is the first Hawkeye since Greg Brunner in 2006 to grab 20+ rebounds in a game; Brunner had 23 against Minnesota on Jan. 18, 2006. Murray is the first major conference player with 27+ points, 21+ rebounds, and 4+ blocks since Kansas State's Michael Beasley versus Sacramento State on Nov. 9, 2007.

SPOTLIGHTING JORDAN BOHANNON'S RECORD PERFORMANCE

Jordan Bohannon added another school record to his collegiate resume on Feb. 10, 2022, at Maryland.

Bohannon drained a school-record 10 3-pointers, surpassing the school's 28-year record previously set twice by Chris Kingsbury (9) in 1994. His 16 3-point attempts tied a personal high (16 versus North Carolina in 2020).

The 10 triples are an Xfinity Center record and ties for second most by a Big Ten player ever. Bohannon's previous high was eight 3-pointers (at Maryland in 2017 and vs Nebraska in 2021).

Bohannon finished the contest with 30 points in 30 minutes, tying his career high (versus UAB on Nov. 22, 2017).

GUARD COMBINATION CONTRIBUTES

In addition to senior Jordan Bohannon scoring in double figures in 10 of the last 11 games, Iowa's guard combination of Tony Perkins, Joe Toussaint and Ahron Ulis played well during Iowa's recent five-game winning streak.

That trio contributed 15 points, nine rebounds and three assists against Ohio State, with just two turnovers in a combined 49 minutes of action.

Against Michigan State the trio added 12 points, seven rebounds, nine assists and just two turnovers in a combined 52 minutes.

Perkins had a career-best 20 points in the win at Nebraska, hitting 8-10 field goal attempts, and matching his career-best five rebounds. He also was credited with a personal-best five steals in Iowa's win over Northwestern. In the win at Michigan the group added 13 points, five rebounds, three assists and four steals.

Perkins continued his balanced play in the loss at Illinois, collecting his first career double-double with 17 points and 12 rebounds, along with five assists and a steal, with just one turnover in 34 minutes of action. He added 16 points and three assists in the tournament win over Rutgers.

KEEGAN MURRAY TABBED PRESEASON ALL-BIG TEN

Sophomore forward Keegan Murray was named to the 2021-22 All-Big Ten Team.

The Cedar Rapids, Iowa, native was one of only five players nationally -- and only bench player -- to amass 200 points, 35 blocks, 25 steals, and 15 3-pointers. He was the team's leading scorer (7.8) and rebounder (5.5) off the bench in conference play. Murray led Iowa in blocks 12 times and steals five times. The 6-foot-8 forward was second on the team in steals (26) and ranked 11th in the Big Ten in blocked shots per game (1.26). His 39 blocks tie for fourth most by a freshman in program history.

Murray totaled 13 points, seven rebounds, four blocks, three assists, and a steal in Iowa's first-round NCAA victory over Grand Canyon to become the first Hawkeye ever to stuff the stat sheet with those numbers in an NCAA Tournament contest.

LUKA GARZA'S NO. 55 FORMALLY RETIRED

The University of Iowa Athletics Department formally retired two-time National Player of the Year Luka Garza's No. 55 on Feb. 22.

Iowa also retired the jerseys of former Hawkeye greats Charles "Chuck" Darling, Roy Marble and Murray Wier.

Additionally, all other retired numbers and jerseys for the Iowa men's and women's basketball programs are now hanging from the Carver-Hawkeye Arena rafters.

Garza swept all major postseason men's basketball awards in 2021 (Wooden, Naismith, Associated Press, Oscar Robertson, NABC, Lute Olson, Sporting News) to become the program's first consensus National Player of the Year. Garza is Iowa's only two-time unanimous consensus first-team All-American and only recipient in program history of the Big Ten Jesse Owens Male Athlete of the Year.

He was named national player of the year by six national outlets in 2020, as well being a two-time honoree of the Kareem Abdul-Jabbar Center of the Year and Pete Newell Big Man of the Year.



RECENT GRADUATES PLAYING PROFESSIONAL BASKETBALL

A number of recent Iowa basketball graduates are playing professionally: Joe Wieskamp (NBA San Antonio Spurs), Luka Garza (NBA Detroit Pistons), Jarrod Uthoff (Japan), Devyn Marble (Israel), Tyler Cook (NBA Chicago Bulls), Anthony Clemmons (Italy), Gabriel Olaseni (Turkey), Ryan Kriener (Matsuyama), Bakari Evelyn (Germany), Peter Jok (France), Melsahn Basabe (Puerto Rico), and Aaron White (Serbia).

MARGARET McCAFFERY RECEIVES DISTINGUISHED AWARD

Margaret McCaffery, wife of head coach Fran McCaffery, received the American Cancer Society’s distinguished St. George Award during last Sunday’s game versus Nebraska in Iowa City.

The St. George Award is one of the highest volunteer honors of the American Cancer Society and is presented to outstanding volunteers nationwide who have made significant contributions to the American Cancer Society’s strategic goals.

Margaret has served on the ACS National Board of Directors since 2018. Margaret, along with Fran, have been a champion for the Coaches vs. Cancer program and have raised significant funds to support American Cancer Society efforts, including more than \$4.5 million the past 20 years. In addition to their work with the American Cancer Society and Coaches vs. Cancer, the McCaffery’s helped spearhead the launch of the new Adolescent and Young Adult (AYA) Cancer Program in Iowa City. The American Cancer Society awarded the McCafferys with the Fighting Spirit Award in 2015.

First conceived in 1949, the St. George National Award has been presented to more than 1,400 Society volunteers nationwide.

COACHING EXPERIENCE

Fran McCaffery has the most experienced coaching staffs in the country. The Iowa men’s basketball staff has 75 years of combined collegiate head coaching experience and more than 125 years of collegiate coaching under their belts.

Coach	Years
Fran McCaffery	26 years
Kirk Speraw	20 years
Sherman Dillard	10 years
Billy Taylor	14 years
Al Seibert	5 years

HAWKEYE HOOPS HUDDLE

Prior to Iowa’s tournament game on Saturday, there will be a Hawkeye Hoops Huddle at Tin Roof (36 South Pennsylvania Street, Indianapolis) from 10 a.m. - Noon (ET). Tin Roof is located approximately one block from Gainbridge Fieldhouse.



GAME-BY-GAME RESULTS

Overall: 24-9 Big Ten: 12-8 Home: 15-3 Away: 6-6 Neutral: 3-0

Date	Opponent	Result	Attend.	Top Scorer	Top Rebounder
Nov. 9	Longwood	W, 106-73	9,259	Keegan Murray, 24	Murray/Murray/C. McCaffery, 7
Nov. 12	Kansas City	W, 89-57	11,133	Keegan Murray, 25	Filip Rebraca, 13
Nov. 16	N.C. Central	W, 86-69	9,132	Keegan Murray, 27	Keegan Murray, 21
Nov. 18	Alabama State	W, 108-82	9,957	Keegan Murray, 26	Rebraca/Kris Murray, 8
Nov. 22	Western Michigan	W, 109-61	10,044	Keegan Murray, 29	Kris Murray, 8
Nov. 26	Portland State	W, 85-51	11,756	Keegan Murray, 23	Rebraca/Keegan Murray, 9
^ Nov. 29	at Virginia	W, 75-74	13,542	Jordan Bohannon, 20	Keegan Murray, 9
* Dec. 3	at #2 Purdue	L, 70-77	14,804	Patrick McCaffery, 15	Rebraca/Ogundele, 5
* Dec. 6	Illinois	L, 83-87	12,072	Keegan Murray, 19	Filip Rebraca, 8
+ Dec. 9	at #17 Iowa State	L, 53-73	14,267	Jordan Bohannon, 17	Keegan Murray, 7
# Dec. 18	vs. Utah State	W, 94-75	3,250	Keegan Murray, 35	Keegan Murray, 7
Dec. 21	Southeastern Louisiana	W, 93-62	10,891	Keegan Murray, 20	Keegan Murray, 10
Dec. 29	Western Illinois	W, 92-71	15,056	Keegan Murray, 29	Keegan Murray, 10
* Jan. 3	Maryland	W, 80-75	10,327	Keegan Murray, 35	Rebraca/Keegan Murray, 8
* Jan. 6	at #23 Wisconsin	L, 78-87	15,212	Keegan Murray, 27	Patrick McCaffery, 7
* Jan. 13	Indiana	W, 83-74	11,246	Kris Murray, 29	Kris Murray, 11
* Jan. 16	at Minnesota	W, 81-71	10,925	Keegan Murray, 25	Filip Rebraca, 12
* Jan. 19	at Rutgers	L, 46-48	8,000	Keegan Murray, 13	Keegan Murray, 13
* Jan. 22	Penn State	W, 68-51	15,056	Keegan Murray, 15	Keegan Murray, 8
* Jan. 27	#6 Purdue	L, 73-83	12,723	Kris Murray, 23	Keegan Murray, 9
* Jan. 31	at Penn State	L, 86-90 (2OT)	7,977	Keegan Murray, 21	Patrick McCaffery, 7
* Feb. 6	Minnesota	W, 71-59	14,558	Keegan Murray, 24	Keegan Murray, 15
* Feb. 10	at Maryland	W, 110-87	12,649	Ke. Murray/Bohannon, 30	Rebraca/Keegan Murray, 7
* Feb. 13	Nebraska	W, 98-75	13,772	Keegan Murray, 37	Payton Sandfort, 8
* Feb. 17	Michigan	L, 79-84	13,048	Keegan Murray, 23	Keegan Murray, 7
* Feb. 19	at #18 Ohio State	W, 75-62	15,876	Keegan Murray, 24	Kris Murray, 8
* Feb. 22	Michigan State	W, 86-60	14,634	Keegan Murray, 28	Filip Rebraca, 7
* Feb. 25	at Nebraska	W, 88-78	15,960	Tony Perkins, 20	Keegan Murray, 11
* Feb. 28	Northwestern	W, 82-61	13,231	Keegan Murray, 26	Keegan Murray, 18
* March 3	at Michigan	W, 82-71	12,707	Keegan Murray, 23	Keegan Murray, 7
* March 6	at #20 Illinois	L, 74-74	15,544	Keegan Murray, 22	Tony Perkins, 12
% March 10	vs. Northwestern	W, 112-76		Keegan Murray, 26	Filip Rebraca, 9
% March 11	vs. Rutgers	W, 84-74		Keegan Murray, 26	Keegan Murray, 8

^ - Big Ten/ACC Challenge

+ - Iowa Corn Cy-Hawk Series

- Sioux Falls, South Dakota

* - Big Ten Conference Game

% - Big Ten Tournament -- Indianapolis





GAME-BY-GAME STATISTICS

Team	Score	FG-A	PCT	3-PT. FG	PCT	FT-FTA	PCT	REB	PF	AST	TO	BLK	STL
at Iowa	106	36-65	.554	15-33	.455	19-22	.864	43	20	24	8	8	6
Longwood	73	26-74	.351	9-32	.281	12-16	.750	38	22	17	12	0	5
at Iowa	89	34-65	.523	4-16	.250	17-22	.773	39	11	18	8	5	11
Kansas City	57	23-56	.411	7-22	.318	4-6	.667	27	22	12	17	2	4
at Iowa	86	23-61	.377	5-23	.217	35-41	.854	44	14	15	8	4	5
N.C. Central	69	28-59	.475	5-15	.333	8-12	.667	31	30	11	15	3	5
at Iowa	108	38-73	.521	20-44	.455	12-16	.750	44	14	28	10	2	7
Alabama State	82	29-59	.492	11-24	.458	13-19	.684	27	17	17	14	2	8
at Iowa	109	38-72	.528	12-26	.462	21-23	.913	37	9	20	7	6	15
Western Michigan	61	24-63	.381	6-26	.231	7-7	1.000	38	17	14	24	2	6
at Iowa	85	32-66	.485	6-19	.316	15-19	.789	43	12	15	13	4	11
Portland State	51	20-65	.308	4-27	.148	7-9	.778	39	17	10	23	2	8
Iowa	75	30-56	.536	10-21	.476	5-10	.500	30	10	12	4	3	2
at Virginia	74	30-57	.526	9-18	.500	5-9	.556	29	12	16	5	2	0
Iowa	70	25-62	.403	5-21	.238	15-22	.682	30	29	12	9	0	6
at #2 Purdue	77	21-50	.420	8-19	.421	27-37	.730	42	18	14	17	2	5
at Iowa	83	31-69	.449	8-22	.364	13-19	.684	23	21	16	4	5	9
Illinois	87	26-59	.441	11-25	.440	24-28	.857	52	19	16	18	0	4
Iowa	53	17-63	.270	5-27	.185	14-15	.933	32	18	10	12	6	7
at #17 Iowa State	73	27-62	.435	8-25	.320	11-17	.647	50	16	18	16	4	5
Iowa	94	35-64	.547	8-26	.308	16-21	.762	35	21	21	9	4	11
vs. Utah State	75	25-51	.490	8-23	.348	17-24	.708	23	19	18	14	1	4
at Iowa	93	32-68	.471	11-33	.333	18-25	.720	50	15	21	11	3	7
SE Louisiana	62	22-60	.367	8-22	.364	10-17	.588	32	19	15	15	2	4
at Iowa	92	34-63	.540	6-15	.400	18-20	.900	41	12	15	12	8	5
Western Illinois	71	30-72	.417	5-30	.167	6-6	1.000	31	16	4	9	0	6
at Iowa	80	30-61	.492	8-20	.400	12-19	.632	34	15	17	7	4	6
Maryland	75	28-61	.459	9-25	.360	10-17	.588	38	20	11	9	1	6
Iowa	78	30-61	.492	7-20	.350	11-19	.579	26	22	19	8	7	4
at #23 Wisconsin	87	33-66	.500	5-17	.294	16-23	.696	43	20	15	8	1	6
at Iowa	83	28-63	.444	6-18	.333	21-25	.840	35	22	9	12	7	15
Indiana	74	27-53	.509	7-22	.318	13-21	.619	31	21	17	23	5	4
Iowa	81	33-68	.485	5-22	.227	10-16	.625	40	14	18	8	5	10
at Minnesota	71	28-55	.509	6-16	.375	9-14	.643	31	18	12	14	2	5
Iowa	46	17-61	.279	6-27	.222	6-11	.545	38	16	8	10	5	8
at Rutgers	48	18-58	.310	2-13	.154	10-13	.769	49	15	13	15	10	7
at Iowa	68	22-54	.407	10-32	.313	14-18	.778	37	13	15	10	5	9
Penn State	51	17-51	.333	7-25	.280	10-13	.769	34	18	10	17	1	4
at Iowa	73	24-64	.375	8-27	.296	17-18	.944	31	20	10	9	2	8
#6 Purdue	83	30-49	.612	13-22	.591	10-22	.455	36	17	21	15	2	7
Iowa	86	27-77	.351	11-31	.355	21-28	.750	43	22	17	8	3	7
at Penn State (2 OT)	90	33-74	.446	6-27	.222	18-24	.750	53	23	12	12	2	6
at Iowa	71	29-65	.446	9-23	.391	4-9	.444	38	10	12	6	6	7
Minnesota	59	22-61	.361	9-23	.391	6-9	.667	40	9	9	12	4	4
Iowa	110	39-65	.600	19-34	.559	13-21	.619	37	13	22	9	3	8
at Maryland	87	31-65	.477	14-26	.538	11-13	.846	28	16	14	12	2	6
at Iowa	98	39-76	.513	10-28	.357	10-12	.833	41	16	19	9	4	10
Nebraska	75	27-62	.435	7-25	.280	14-16	.875	35	15	18	15	2	5
at Iowa	79	31-70	.443	4-18	.222	13-20	.650	37	18	16	11	5	3
Michigan	84	31-62	.500	4-20	.200	18-23	.783	40	17	21	11	4	7
Iowa	75	27-64	.422	6-21	.286	15-21	.714	40	20	12	8	3	3
at #18 Ohio State	62	23-49	.469	2-11	.182	14-21	.667	31	17	7	14	7	7
at Iowa	86	28-65	.431	12-28	.429	18-20	.900	44	12	15	8	4	6
Michigan State	60	25-71	.352	8-26	.308	2-4	.500	43	17	18	12	3	5
Iowa	88	31-62	.500	9-22	.409	17-24	.708	35	13	12	10	4	1
at Nebraska	78	29-56	.518	8-18	.444	12-15	.800	29	20	14	10	4	5
at Iowa	82	27-69	.391	13-35	.371	15-21	.714	50	18	16	11	3	10
Northwestern	61	21-56	.375	8-25	.320	11-18	.611	35	20	13	15	5	7
Iowa	82	30-57	.526	11-19	.579	11-12	.917	29	13	11	9	6	10
at Michigan	71	30-60	.500	7-19	.368	4-8	.500	31	11	16	13	6	4
Iowa	72	27-62	.435	8-21	.381	10-22	.455	38	19	13	10	4	5
at #20 Illinois	74	26-62	.419	8-22	.364	14-18	.778	41	19	16	12	5	2
Iowa (BTT)	112	43-70	.614	19-29	.655	7-12	.583	45	17	25	15	5	5
vs. Northwestern	76	31-68	.456	9-21	.429	5-10	.500	18	11	15	8	5	4
Iowa (BTT)	84	26-53	.491	7-22	.318	25-27	.926	34	14	15	11	4	3
vs. Rutgers	74	29-65	.446	6-21	.286	10-14	.714	28	24	15	5	2	7





SEASON & CAREER BESTS/THE LAST TIME...

Season Bests

Player	Points	3-Pointers	Rebounds	Assists	Blocks	Steals
Austin Ash	8, Portland St	2, twice	3, Michigan St	3, Northwestern	---	---
Jordan Bohannon	30, Maryland	10, Maryland	4, Nebraska	5, twice	---	3, twice
Carter Kingsbury	---	---	---	---	---	---
Luc Laketa	3, three times	1, three times	1, twice	1, SE Louisiana	---	1, twice
Connor McCaffery	17, Northwestern	5, Northwestern	8, SE Louisiana	7, Portland St	---	3, Penn State
Patrick McCaffery	18, Minnesota	3, twice	7, three times	4, three times	2, twice	3, Indiana
Riley Mulvey	8, W. Michigan	---	5, Alabama St	1, twice	3, Northwestern	1, Kansas City
Keegan Murray	37, Nebraska	5, Maryland	21, N.C. Central	4, Alabama St	5, Longwood	3, five times
Kris Murray	29, Indiana	3, four times	11, Indiana	3, Penn State	3, Indiana	3, Indiana
Josh Ogundele	7, Purdue	---	5, twice	---	2, Illinois	2, Portland St
Tony Perkins	20, Nebraska	2, six times	12, Illinois	6, Northwestern	1, three times	5, Northwestern
Filip Rebraca	13, Maryland	1, Alabama St	13, Kansas City	4, Northwestern	2, five times	3, Minnesota
Payton Sandfort	21, Alabama St	5, twice	8, Nebraska	2, three times	1, four times	1, three times
Joe Toussaint	11, Alabama St	2, Alabama St	5, three times	11, Alabama St	---	4, twice
Ahron Ulis	12, N.C. Central	1, four times	5, twice	8, W. Michigan	---	3, Illinois

Career Bests

Player	Points	3-Pointers	Rebounds	Assists	Blocks	Steals
Austin Ash	9, Savannah St., '18	3, Savannah St., '18	3, Michigan St, '22	3, Northwestern	---	2, Indiana
Jordan Bohannon	30, twice	10, Maryland, '22	7, twice	14, Minnesota, '21	1, Nebraska '17	6, Pitt, '18
Carter Kingsbury	---	---	---	---	---	---
Luc Laketa	3, three times	1, three times	1, twice	1, SE Louisiana	---	1, twice
Connor McCaffery	19, UConn, '18	5, N'Western, '22	13, Michigan, '20	10, Maryland, '21	1, seven times	3, seven times
Patrick McCaffery	19, Nebraska, '21	3, four times	7, three times	4, three times	2, four times	3, Indiana
Riley Mulvey	8, W. Michigan, '21	---	5, Alabama St, '21	1, twice	3, N'Western, '22	1, Kansas City, '21
Keegan Murray	37, Nebraska, '22	5, Maryland, '21	21, N.C. Central, '21	4, Alabama St, '21	5, Longwood, '21	3, six times
Kris Murray	29, Indiana, '22	3, four times	11, Indiana, '22	3, Penn State, '22	3, Indiana, '22	3, Indiana, '22
Josh Ogundele	7, Purdue, '21	---	5, twice	---	2, Illinois '21	2, Portland St, '21
Tony Perkins	20, Nebraska, '22	2, six times	12, Illinois, '22	6, N'Western, '22	1, four times	5, N'Western, '22
Filip Rebraca	26, South Dakota, '20	2, eight times	16, Denver, '20	5, twice	8, Milwaukee, '19	4, Oral Roberts, '19
Payton Sandfort	21, Alabama St, '21	5, twice	8, Nebraska, '22	2, three times	1, four times	1, three times
Joe Toussaint	18, Penn State, '20	2, four times	8, Cal Poly, '19	11, Alabama St, '21	1, W. Illinois, '20	6, Maryland, '21
Ahron Ulis	12, N.C. Central, '21	1, four times	5, twice	8, W. Michigan, '21	1, Oregon, '21	3, Illinois, '21

The Last Time a Player . . .

Had 30 or more points

Iowa -- 30, Keegan Murray vs. Nebraska, 2/13/22
Opponent -- 30, Marcus Carr, Minnesota, 12/25/20

Made at least 90% of his FGA (10 att.)

Iowa -- .928 (13-14), Luka Garza vs. Iowa State, 12/11/20
Opponent -- .900 (9-10), Mike Watkins, Penn State, 2/3/18

Made 100% of his FTA (10 att.)

Iowa -- 1.000 (10-10), Jordan Bohannon vs. Nebraska 1/6/19
Opponent -- 1.000 (12-12), Bonzie Colson, Notre Dame, 11/29/16

Had 15 or more rebounds

Iowa -- 18, Keegan Murray vs. Northwestern, 2/28/22
Opponent -- 18, Kofi Cockburn, Illinois, 12/6/21

Had 10 or more assists

Iowa -- 11, Joe Toussaint vs. Alabama State, 11/18/21
Opponent -- 10, Cam Mack, Nebraska, 1/7/20

Had 5 or more blocks

Iowa -- 5, Keegan Murray vs. Longwood, 11/9/21
Opponent -- 6, E. J. Liddell, Ohio State, 2/19/22

Had 5 or more steals

Iowa -- 5, Tony Perkins vs. Northwestern, 2/28/22
Opponent -- 5, Chris McNeal, Cincinnati, 12/21/19

The Last Time a Team . . .

Scored 100 or more points

Iowa -- 112 vs. Northwestern, 3/10/22
Opponent -- 102 by Minnesota, 12/25/20

Scored 40 or fewer points

Iowa -- 40 at Wisconsin, 3/3/10
Opponent -- 39 by UNC Wilmington, 11/8/13

Won an overtime game

Iowa -- 76-70 (OT) at Indiana, 2/22/19
Opponent -- 90-86 (2 OT) by Penn State, 1/31/22

Made at least 60% of its FGA (20 att.)

Iowa -- .614 (43-70) vs. Northwestern, 3/10/22
Opponent -- .612 (30-49) by Purdue, 1/27/22

Made at least 50% of its 3-pt. FGA (8 att.)

Iowa -- .655 (19-29) vs. Northwestern, 3/10/22
Opponent -- .538 (14-26) by Maryland, 2/10/22

Made at least 90% of its FTA (10 att.)

Iowa -- .926 (25-27) vs. Rutgers, 3/11/22
Opponent -- .947 (18-19) by San Diego State, 11/29/19





SEASON HIGHS & LOWS/SPECIALITY STATS

CATEGORY		IOWA		OPPONENTS
<u>Points</u>	High	112	Northwestern	90 Penn State
	Low	46	Rutgers	48 Rutgers
<u>FG Made</u>	High	43	Northwestern	33 Wisconsin/Penn State
	Low	17	Iowa State/Rutgers	17 Penn State
<u>FG Att.</u>	High	77	Penn State	74 Longwood/Penn State
	Low	54	Penn State	49 Ohio State
<u>FG%</u>	High	.614	Northwestern	.612 Purdue
	Low	.270	N.C. Central	.308 Portland State
<u>3-FG Made</u>	High	20	Alabama State	14 Maryland
	Low	4	Kansas City/Michigan	2 Rutgers/Ohio State
<u>3-FG Att.</u>	High	44	Alabama State	32 Longwood
	Low	16	Kansas City	11 Ohio State
<u>3-FG%</u>	High	.655	Northwestern	.591 Purdue
	Low	.185	N.C. Central	.148 Portland State
<u>FTM</u>	High	35	N.C. Central	27 Purdue
	Low	4	Minnesota	2 Michigan State
<u>FTA</u>	High	41	N.C. Central	37 Purdue
	Low	9	Minnesota	4 Michigan State
<u>FT% (min. 10)</u>	High	.944	Purdue	.875 Nebraska
	Low	.444	Minnesota	.455 Purdue
<u>Off. Reb.</u>	High	20	Ohio State	21 Iowa State
	Low	6	Purdue/Wisconsin	2 Utah State
<u>Def. Reb.</u>	High	37	SE Louisiana	38 Rutgers/Penn State
	Low	14	Illinois	9 Northwestern
<u>Total Reb.</u>	High	50	SE Louisiana/Northwestern	53 Penn State
	Low	23	Illinois	18 Northwestern
<u>Assists</u>	High	28	Alabama State	21 Purdue/Michigan
	Low	8	Rutgers	4 Western Illinois
<u>Steals</u>	High	15	Western Michigan/Indiana	8 Alabama State/Portland State
	Low	2	Virginia	0 Virginia
<u>Blocks</u>	High	8	Longwood/Western Illinois	10 Rutgers
	Low	0	Purdue	0 Illinois/Western Illinois
<u>Turnovers</u>	High	15	Northwestern	24 Western Michigan
	Low	4	Virginia/Illinois	5 Virginia/Rutgers
<u>Fouls</u>	High	29	Purdue	30 N.C. Central
	Low	9	Western Michigan	9 Minnesota

GAME-BY-GAME SPECIALTY STATS		Pts. Off	Pts. in	2nd	Bench
Date	Opponent	TO's	Paint	Chance	Points
11/9	Longwood	17	36	17	42
11/12	Kansas City	25	58	11	28
11/16	N.C. Central	16	34	15	27
11/18	Alabama State	18	30	23	51
11/22	Western Michigan	36	50	14	63
11/26	Portland State	23	46	17	36
11/29	Virginia	5	30	13	12
12/3	at #2 Purdue	20	34	4	29
12/6	Illinois	26	42	11	43
12/9	at #17 Iowa State	11	20	10	13
12/18	vs. Utah State	18	48	6	25
12/21	SE Louisiana	19	42	14	34
12/29	Western Illinois	9	54	12	32
1/3	Maryland	14	40	17	10
1/6	at #23 Wisconsin	8	38	14	21
1/13	Indiana	34	42	16	46
1/16	at Minnesota	12	52	17	12
1/19	at Rutgers	6	22	8	0
1/22	Penn State	12	12	12	19
1/27	#6 Purdue	18	26	14	32
1/31	at Penn State	8	28	19	36
2/6	Minnesota	21	34	6	17
2/10	at Maryland	19	40	19	33
2/13	Nebraska	24	50	14	34
2/17	Michigan	9	42	14	16
2/19	at #18 Ohio State	16	36	18	25
2/22	Michigan State	13	22	14	33
2/25	at Nebraska	12	38	19	25
2/28	Northwestern	12	26	18	14
3/2	at Michigan	11	36	11	19
3/6	at #20 Illinois	9	36	8	27
3/10	vs. Northwestern	10	38	16	43
3/11	vs. Rutgers	6	36	9	18
AVG.		15.7	36.9	13.6	27.7

IOWA AND OPPONENT INDIVIDUAL HIGH PERFORMANCES

CATEGORY	IOWA	OPPONENTS
<u>Points</u>	37 Keegan Murray (Nebraska)	29 Izaiah Brockington (Iowa State)
<u>Field Goals Made</u>	15 (15-21) Keegan Murray (Nebraska)	12 (12-15) Moussa Diabate (Michigan)
<u>Field Goals Attempted</u>	23 (9-23) Keegan Murray (Michigan)	18 (10-18) Johnny Davis (Wisconsin)
<u>Field Goal Percentage (min. 5 made)</u>	.857 (12-14) Keegan Murray (at Maryland)	.889 (8-9) Leslie Nkereuwem (Longwood)
<u>3-Point Field Goals Made</u>	10 (10-16) Jordan Bohannon (at Maryland)	5 Norman (WMU)/Ayala (Maryland)/Berry (NW)
<u>3-Point Field Goals Attempted</u>	16 (10-16) Jordan Bohannon (at Maryland)	12 (5-12) Lamar Norman, Jr. (Western Michigan)
<u>3-Point Field Goals Pct. (min. 5 made)</u>	.833 (5-6) Keegan Murray (Maryland)	.556 (5-9) Eric Ayala (Maryland)
<u>Free Throws Made</u>	9 (9-10/9-9) Ke. Murray (NCCU)/Kr. Murray (Purdue)	7 (7-11) John Harrar (Penn State)
<u>Free Throws Attempted</u>	10 (9-10) Keegan Murray (N.C. Central)	11 (7-11) John Harrar (Penn State)
<u>Free Throw Pct. (min. 7 made)</u>	1.000 (9-9) Kris Murray (Purdue)	.636 (7-11) John Harrar (Penn State)
<u>Offensive Rebounds</u>	9 Keegan Murray (N.C. Central)	11 James Jean-Marie (Portland State)
<u>Defensive Rebounds</u>	14 Keegan Murray (Northwestern)	17 Trevion Williams (Purdue)
<u>Total Rebounds</u>	21 Keegan Murray (N.C. Central)	18 Williams (Purdue)/Cockburn (Illinois)
<u>Assists</u>	11 Joe Toussaint (Alabama State)	9 Paul Mulcahy (Rutgers)
<u>Steals</u>	5 Tony Perkins (Northwestern)	4 Jones (Michigan)/Verge Jr. (Nebraska)
<u>Blocks</u>	5 Keegan Murray (Longwood)	5 Jackson-Davis (Indiana)/Liddell (Ohio State)
<u>Turnovers</u>	4 Jordan Bohannon (vs. Rutgers)	6 Lamar Norman, Jr. (Western Michigan)





2021-22 IOWA RECORD WHEN...

When playing at home:	15-3	When leading at the half:	21-4	When wearing White:	10-1
When playing on the road:	6-6	When trailing at the half:	3-5	When wearing Black:	4-5
When playing on a neutral court:	3-0	When tied at the half:	0-0	When wearing Gold:	8-1
				When wearing Gray:	2-2
When Iowa scores 100 points or more:	5-0	Iowa field goal percentage at home:	556-1189		.468
When Iowa scores 90-99 points:	4-0	Iowa field goal percentage on road:	437-945		.461
When Iowa scores 80-89 points:	11-2	Iowa 3-point percentage at home:	167-460		.363
When Iowa scores 70-79 points:	3-5	Iowa 3-point percentage on road:	136-363		.378
When Iowa scores under 70 points:	1-2	Iowa free throw percentage at home:	292-369		.791
		Iowa free throw percentage on road:	196-281		.698
When opponent scores 100 points or more:	0-0	On Sunday:	3-1		
When opponent scores 90-99 points:	0-1	On Monday:	4-2		
When opponent scores 80-89 points:	2-4	On Tuesday:	4-0		
When opponent scores 70-79 points:	12-3	On Wednesday:	1-1		
When opponent scores 60-69 points:	6-0	On Thursday:	5-4		
When opponent scores fewer than 60 points:	4-1	On Friday:	4-1		
		On Saturday:	3-0		
When Iowa shoots at least 50% from the field:	12-0	On BTN:	13-3		
When Iowa shoots less than 50% from the field:	12-9	On CBS:	0-0		
When opponent shoots at least 50% from the field:	5-3	On ESPN:	1-1		
When opponent shoots less than 50% from the field:	19-6	On ESPN2:	2-1		
When Iowa has higher FG% than opponent:	19-2	On ESPNU:	0-0		
When opponent has higher FG%:	5-7	On B1G+:	3-0		
When FG% is equal:	0-0	On FS1:	4-4		
		On CBS SN:	0-0		
When Iowa outrebounds opponent:	20-0	On NBC SN:	0-0		
When opponent has more rebounds:	4-9	On FOX:	1-0		
When rebounds are equal:	0-0	On TBS:	0-0		
When Iowa shoots at least 80% from the line:	10-2	Most Points, First Half: 64 vs. Northwestern			
When Iowa shoots less than 80% from the line:	15-7	Fewest Points, First Half: 26 at Purdue/Iowa State			
When opponent shoots at least 80% from the line:	6-1	Most Points Allowed, First Half: 48 vs. Indiana/Purdue			
When opponent shoots less than 80% from the line:	19-8	Fewest Points Allowed, First Half: 17 vs. Northwestern			
When Iowa shoots more free throws than opponent:	19-2	Most Points, Second Half: 60 vs. Western Michigan			
When opponent shoots more free throws:	3-7	Fewest Points, Second Half: 19 at Rutgers			
When free throws attempts are equal:	2-0	Most Points Allowed, Second Half: 50 vs. Nebraska			
When Iowa has higher FT% than opponent:	16-3	Fewest Points Allowed, Second Half: 21 vs. Minnesota			
When opponent has higher FT%:	8-6	Largest Halftime Advantage: 33 vs. Northwestern			
When FT% is equal:	0-0	Largest Halftime Deficit: 15 vs. Purdue			
When Iowa shoots at least 50% from 3-point range:	3-0				
When Iowa shoots less than 50% from 3-point range:	21-9				
When opponent shoots at least 50% from 3-point range:	2-1				
When opponent shoots less than 50% from 3-point range:	22-8				
When Iowa has a higher 3-point FG% than opponent:	15-5				
When opponent has a higher 3-point FG%:	8-4				
When 3-point FG% is equal:	1-0				
When Iowa has more assists than opponent:	18-2				
When opponent has more assists:	5-6				
When assists are equal:	1-1				
When Iowa has fewer turnovers than opponent:	20-7				
When opponent has fewer turnovers:	3-0				
When turnovers are equal:	1-2				
When Iowa has more steals than opponent:	17-7				
When opponent has more steals:	5-2				
When steals are equal:	2-0				



IOWA SUPERLATIVES UNDER McCAFFERY

TEAM

Most Points Scored

1. 116 -- Savannah State (11/13/16)
2. **112 -- Northwestern (3/10/22)**
3. 111 -- SIU Edwardsville (11/26/10)
4. **110 -- Maryland (2/10/22)**
- 110 -- Savannah State (12/22/18)
6. **109 -- Western Michigan (11/22/21)**
- 109 -- Md. Eastern Shore (11/14/13)
8. **108 -- Alabama State (11/18/21)**
9. **106 -- Longwood (11/9/21)**
- 106 -- Northern Illinois (12/13/20)

Fewest Points Allowed

1. 36 -- Howard (11/15/12)
2. 39 -- UNC Wilmington (11/8/13)
- 39 -- Northern Iowa (12/7/10)
4. 40 -- Louisiana Monroe (11/16/10)
5. 41 -- Abilene Christian (11/17/13)

Field Goals Made

1. **43 -- Northwestern (3/10/22)**
2. 42 -- Savannah State (11/13/16)
- 42 -- Central Arkansas (12/19/11)
- 41 -- Northern Illinois (12/13/20)
- 40 -- Coppin State (11/15/15)
6. **39 -- Nebraska (2/13/22)**
- 39 -- Maryland (2/10/22)**
- 39 -- Savannah State (12/22/18)
- 39 -- Kennesaw State (12/29/19)

Field Goals Attempted

1. 87 -- Savannah State (11/13/16)
- 79 -- Oregon (3/18/12)
- 78 -- Minnesota (12/25/20)
4. **77 -- Penn State (1/31/22)**
- 77 -- Nebraska (1/7/20)
- 77 -- Nebraska (1/5/17)

Field Goal Percentage (20 Made)

1. .680 -- Illinois (1/20/19)
2. .643 -- Maryland (2/8/15)
3. .630 -- Indiana (1/29/12)
4. .627 -- Michigan (2/5/15)
5. .623 -- Abilene Christian (11/17/13)

3-Point Field Goals Made

1. **20 -- Alabama State (11/18/21) ***
- 19 -- Northwestern (3/10/22)**
- 19 -- Maryland (2/10/22)**
- 19 -- Savannah State (12/22/18)
5. 18 -- Savannah State (11/13/16)
6. 17 -- North Carolina (12/8/20)

3-Point Field Goals Attempted

1. **44 -- Alabama State (11/18/21) ***
2. 43 -- Nebraska (3/4/21)
- 43 -- Savannah State (11/13/16)
4. 42 -- Savannah State (12/22/18)
5. 40 -- North Carolina (12/8/20)
6. 36 -- Iowa State (12/7/17)

3-Point FG Percentage (10 Made)

1. .714 (15-21) Illinois (1/20/19)
2. **.655 (19-29) Northwestern (3/10/22)**
3. .632 (12-19) Wisconsin (2/18/21)
4. .619 (13-21) Northern Illinois (11/17/11)
5. .615 (16-26) Maryland (2/25/17)

Free Throws Made

1. 39 -- Indiana (2/21/17)
2. 38 -- Omaha (11/10/13)
3. **35 -- NC Central (11/16/21)**
4. 34 -- Green Bay (11/11/18)
- 34 -- Illinois (2/28/18)
6. 33 -- Illinois (1/11/18)

Free Throws Attempted

1. 49 -- Omaha (11/10/13)
2. 47 -- Indiana (2/21/17)
3. 45 -- Green Bay (11/11/18)
4. 43 -- UM Eastern Shore (11/14/13)
- 43 -- Michigan State (1/28/14)
6. **41 -- NC Central (11/16/21)**
- 41 -- Illinois (2/28/18)

Free Throw Percentage (10 Made)

1. 1.000 (15-15) Illinois (3/8/20)
- 1.000 (15-15) Virginia (3/27/13)
3. 1.000 (13-13) Purdue (12/28/16)
4. **.944 (17-18) Purdue (1/27/22)**
5. **.933 (14-15) Iowa State (12/9/21)**
6. .929 (26-28) North Florida (12/22/14)
7. **.926 (25-27) Rutgers (3/11/22)**
- .926 (25-27) Penn State (2/28/15)
9. .923 (12-13) Iowa State (12/12/14)

Most Rebounds

1. 57 -- Western Illinois (12/3/20)
- 57 -- Md. Eastern Shore (11/14/13)
3. 56 -- UNC Wilmington (11/8/13)
- 56 -- Brown (12/3/11)
- 56 -- SC State (12/19/12)
6. 55 -- Minnesota (12/25/20)

Most Assists

1. 34 -- Northern Illinois (12/29/17)
2. 33 -- Savannah State (11/13/16)
3. 32 -- Central Arkansas (12/19/11)
4. 31 -- Coppin State (11/15/15)
5. 30 -- Savannah State (12/22/18)

Most Steals

1. 19 -- SIU Edwardsville (11/26/10)
2. 16 -- UMBC (12/6/14)
3. **15 -- Indiana (1/13/22)**
- 15 -- Western Michigan (11/22/21)**
- 15 -- Rutgers (1/31/17)
6. 14 -- Kennesaw State (12/29/19)
- 14 -- Maryland (1/19/17)
- 14 -- Marquette (11/19/15)
- 14 -- Penn (11/22/13)
- 14 -- Idaho St (12/4/10)
- 14 -- Chicago St (11/11/11)

Most Blocked Shots

1. 14 -- Drake (12/19/15) *
2. 13 -- Illinois (3/5/13)
3. 12 -- UNC Wilmington (11/8/13)
- 12 -- Northern Illinois (11/26/14)
5. 11 -- Michigan State (12/29/15)
6. 10 -- Penn State (2/15/14)
- 10 -- UT-Pan American (11/9/12)

Fewest Turnovers

1. 3 -- Temple (3/18/16)
- 3 -- Drake (12/19/15)
3. **4 -- Illinois (12/6/21)**
- 4 -- Virginia (11/29/21)**
- 4 -- Michigan (1/17/16)
- 4 -- Northwestern (2/15/15)

* -- denotes school record

INDIVIDUAL

Most Points:

1. 44 -- Luka Garza at Michigan (12/6/19)
2. 42 -- Peter Jok vs. Memphis (11/26/16)
3. 41 -- Luka Garza vs. Southern (11/27/20)
4. 38 -- Luka Garza at Indiana (2/13/20)
5. **37 -- Keegan Murray vs. Nebraska (2/13/22)**
- 36 -- Luka Garza vs. Oregon (3/22/21)
7. **35 -- Keegan Murray vs. Maryland (1/3/22)**
- 35 -- Keegan Murray vs. Utah State (12/18/21)**
- 35 -- Luka Garza vs. Western Illinois (12/3/20)
- 35 -- Peter Jok vs. Indiana (2/21/17)

Field Goals Made

1. 17 -- Luka Garza at Michigan (12/6/19)
2. **15 -- Keegan Murray vs. Nebraska (2/13/22)**
3. **14 -- Keegan Murray vs. Maryland (1/3/22)**
- 14 -- Luka Garza vs. Oregon (3/22/21)
- 14 -- Luka Garza vs. Southern (11/27/20)
- 14 -- Luka Garza at Indiana (2/13/20)
7. **13 -- Keegan Murray vs. W. Illinois (12/29/21)**
- 13 -- Keegan Murray vs. Utah State (12/18/21)**
- 13 -- Luka Garza vs. Minnesota (1/10/21)
- 13 -- Luka Garza vs. Iowa State (12/11/20)
- 13 -- Luka Garza vs. Western Illinois (12/3/20)
- 13 -- Luka Garza vs. Penn State (1/4/20)

Field Goals Attempted

1. 32 -- Luka Garza at Michigan (12/6/19)
2. 28 -- Luka Garza vs. Penn State (2/29/20)
3. 27 -- Luka Garza at Minnesota (12/25/20)
- 24 -- Devyn Marble vs. Wisconsin (1/5/14)
- 24 -- Peter Jok vs. Nebraska (1/5/17)

3-Point FG Made

1. **10 -- Jordan Bohannon at Maryland (2/10/22) ***
- 8 -- Jordan Bohannon vs. Nebraska (3/4/21)
- 8 -- Peter Jok vs. Memphis (11/26/16)
- 8 -- Jordan Bohannon vs. Maryland (2/25/17)
- 7 -- Jordan Bohannon vs. N. Carolina (12/8/20)
- 7 -- Jordan Bohannon vs. N'western (2/25/18)
- 7 -- Jordan Bohannon vs Notre Dame (11/29/16)
- 7 -- Jordan Bohannon vs TCU (3/19/17)
- 7 -- Devyn Marble vs Oregon (3/18/12)
- 7 -- Matt Gatens vs Wisconsin (2/23/12)
- 7 -- Matt Gatens vs Indiana (2/19/12)

3-Point Field Goals Attempted

1. **16 -- Jordan Bohannon at Maryland (2/10/22)**
- 16 -- Jordan Bohannon vs. N. Carolina (12/8/20)
3. 15 -- Jordan Bohannon at Notre Dame (12/3/16)
4. 14 -- Jordan Bohannon at Syracuse (12/3/19)
- 14 -- Jordan Bohannon vs. Savannah St. (12/22/18)
- 14 -- Jordan Bohannon vs. N'western (2/25/18)
7. **12 -- Payton Sandfort vs. Alabama St (11/18/21)**
- 12 -- Jordan Bohannon vs. Nebraska (3/4/21)
- 12 -- Jordan Bohannon at Illinois (1/11/18)
- 12 -- Jordan Bohannon vs. Omaha (12/3/16)

Free Throws Made

1. 22 -- Peter Jok vs. Indiana (2/21/17) *
2. 14 -- Roy Devyn Marble vs. UNI (12/15/12)
- 14 -- Aaron White vs. Texas (11/20/14)
4. 13 -- Tyler Cook vs. UAB (11/22/17)
- 13 -- Aaron White vs. Wisconsin (1/19/13)

Most Rebounds:

1. **21 -- Keegan Murray vs. N.C. Central (11/16/21)**
- 18 -- Keegan Murray vs. N'western (2/28/22)**
- 18 -- Luka Garza vs. Wisconsin (1/27/20)
- 18 -- Luka Garza at Nebraska (1/7/20)
- 18 -- Adam Woodbury vs. Wisconsin (2/24/16)
6. 17 -- Luka Garza at Minnesota (12/25/20)
- 17 -- Aaron White vs. Iowa State (12/13/13)

Most Assists

1. 13 -- Jordan Bohannon vs. TCU (3/19/17)
2. 12 -- Mike Gesell vs. Minnesota (2/14/16)
- 12 -- Mike Gesell vs. Coppin State (11/15/15)
4. **11 -- Joe Toussaint vs. Alabama St (11/18/21)**
- 11 -- Jordan Bohannon vs. Wisconsin (1/23/18)
- 11 -- Jordan Bohannon vs. South Dakota (3/15/17)
- 11 -- Mike Gesell vs. Michigan (3/5/16)
- 11 -- Devyn Marble vs. Wisconsin (2/22/14)
- 11 -- Bryce Cartwright vs. Dayton (3/13/12)
10. 10 -- Connor McCaffery at Maryland (1/7/21)
- 10 -- Jordan Bohannon vs. Minnesota (12/9/19)
- 10 -- Jordan Bohannon vs. Minnesota (1/30/18)
- 10 -- Jordan Bohannon vs. Ohio State (1/4/18)
- 10 -- Jordan Bohannon vs. Indiana (3/9/17)
- 10 -- Mike Gesell vs. Nebraska (1/5/16)
- 10 -- Mike Gesell vs. Tenn. Tech (12/22/15)

Most Steals

1. 7 -- Eric May vs. SIUE (11/26/10)
2. 6 -- Joe Toussaint at Maryland (1/7/21)
- 6 -- Jordan Bohannon vs. Pitt (11/27/18)
- 6 -- Roy Devyn Marble vs. Penn (11/22/13)
- 6 -- Eric May at Wake Forest (11/30/10)
6. 5 -- Joe Toussaint vs. Kennesaw St (12/29/19)
- 5 -- Nicholas Baer vs. Drake (12/16/17)
- 5 -- Isaiah Moss vs. Indiana (3/9/17)
- 5 -- Jarryd Cole at Mich St (3/2/11)
- 5 -- Matt Gatens vs. Idaho St (12/4/10)
- 5 -- Aaron White vs. North Florida (12/22/14)
- 5 -- Mike Gesell at Penn State (2/28/15)

Most Blocks

1. 7 -- Melsahn Basabe vs. Iowa St (12/10/10)
- 7 -- Gabriel Olaseni vs. Illinois (3/5/13)
3. 6 -- Nicholas Baer at Nebraska (1/5/17)
- 6 -- Jarrod Uthoff vs. Minnesota (2/14/16)
- 6 -- Jarrod Uthoff vs. Michigan State (12/29/15)
- 6 -- Nicholas Baer vs. Drake (12/19/15)
- 6 -- Melsahn Basabe vs. Ohio St (1/4/11)



Game 1 - Iowa 106, Longwood 73

Official Box Score
Longwood vs Iowa
Game Totals - Final Statistics
November 09, 2021 at Carver-Hawkeye Arena - Iowa City



Longwood 73. Player stats table including columns for No., Player, S, Pts, FG, 3FG, FT, OR, DR, TR, PF, A, TO, Blk, Stl, Min, +/-.

Shooting By Period. FG, FG%, 3FG, 3FG%, FT, FT%. Deadball Rebounds: 2.0. Last FG: 2nd-00:06. Biggest Run: 7-0. Largest lead: By 0 at -.

Iowa 106. Player stats table including columns for No., Player, S, Pts, FG, 3FG, FT, OR, DR, TR, PF, A, TO, Blk, Stl, Min, +/-.

Shooting By Period. FG, FG%, 3FG, 3FG%, FT, FT%. Deadball Rebounds: 1.0. Last FG: 2nd-01:30. Biggest Run: 14-0. Largest lead: By 39 at 2nd-16:04.

Game Notes. Score: 106-73. Officials: Paul Szecel, Tim Stewart, Kevin Rahr. Attendance: 9259. Start Time: 10:00 PM ET.

Game 3 - Iowa 86, N.C. Central 69

Official Box Score
N.C. Central vs Iowa
Game Totals - Final Statistics
November 16, 2021 at Carver-Hawkeye Arena - Iowa City



N.C. Central 69. Player stats table including columns for No., Player, S, Pts, FG, 3FG, FT, OR, DR, TR, PF, A, TO, Blk, Stl, Min, +/-.

Shooting By Period. FG, FG%, 3FG, 3FG%, FT, FT%. Deadball Rebounds: 1.0. Last FG: 2nd-05:15. Biggest Run: 7-0. Largest lead: By 2 at 1st-19:39.

Iowa 86. Player stats table including columns for No., Player, S, Pts, FG, 3FG, FT, OR, DR, TR, PF, A, TO, Blk, Stl, Min, +/-.

Shooting By Period. FG, FG%, 3FG, 3FG%, FT, FT%. Deadball Rebounds: 3.0. Last FG: 2nd-02:36. Biggest Run: 15-0. Largest lead: By 19 at 2nd-01:44.

Game Notes. Score: 86-69. Officials: Bill Elk, Steve Munkins, Brian McNutt. Attendance: 9132. Start Time: 09:05 PM ET.

Game 2 - Iowa 89, Kansas City 57

Official Box Score
Kansas City vs Iowa
Game Totals - Final Statistics
November 12, 2021 at Carver-Hawkeye Arena - Iowa City



Kansas City 57. Player stats table including columns for No., Player, S, Pts, FG, 3FG, FT, OR, DR, TR, PF, A, TO, Blk, Stl, Min, +/-.

Shooting By Period. FG, FG%, 3FG, 3FG%, FT, FT%. Deadball Rebounds: 2.0. Last FG: 2nd-00:23. Biggest Run: 9-0. Largest lead: By 39 at 2nd-06:22.

Iowa 89. Player stats table including columns for No., Player, S, Pts, FG, 3FG, FT, OR, DR, TR, PF, A, TO, Blk, Stl, Min, +/-.

Shooting By Period. FG, FG%, 3FG, 3FG%, FT, FT%. Deadball Rebounds: 3.0. Last FG: 2nd-01:28. Biggest Run: 15-0. Largest lead: By 39 at 2nd-06:22.

Game Notes. Score: 89-57. Officials: Rob Kueneman, Mark Riggs, Bobby Daw. Attendance: 11133. Start Time: 08:01 PM ET.

Game 4 - Iowa 108, Alabama State 82

Official Box Score
Alabama St. vs Iowa
Game Totals - Final Statistics
November 18, 2021 at Carver-Hawkeye Arena - Iowa City



Alabama St. 82. Player stats table including columns for No., Player, S, Pts, FG, 3FG, FT, OR, DR, TR, PF, A, TO, Blk, Stl, Min, +/-.

Shooting By Period. FG, FG%, 3FG, 3FG%, FT, FT%. Deadball Rebounds: 3.0. Last FG: 2nd-00:46. Biggest Run: 11-0. Largest lead: By 0 at -.

Iowa 108. Player stats table including columns for No., Player, S, Pts, FG, 3FG, FT, OR, DR, TR, PF, A, TO, Blk, Stl, Min, +/-.

Shooting By Period. FG, FG%, 3FG, 3FG%, FT, FT%. Deadball Rebounds: 1.0. Last FG: 2nd-00:37. Biggest Run: 12-0. Largest lead: By 35 at 2nd-04:28.

Game Notes. Score: 108-82. Officials: Chris Beaver, Edwin Young, Steve Honacki. Attendance: 9857. Start Time: 07:01 PM ET.

Game 5 - Iowa 109, Western Michigan 61

Official Box Score
Western Mich. vs Iowa
Game Totals -- Final Statistics
November 22, 2021 at Carver-Hawkeye Arena - Iowa City



Western Mich. 61. Player stats table with columns: No., Player, S, Pts, FG, 3FG, FT, OR, DR, TR, PF, A, TO, Blk, Stl, Min, +/-.

Shooting By Period: FG, FG%, 3FG, 3FG%, FT, FT%. Deadball Rebounds: 0.0. Last FG: 2nd-00:18. Biggest Run: 6-0. Largest lead: By 2 at 1st-19:16. Technical Fouls: None.

Iowa 109

Iowa 109. Player stats table with columns: No., Player, S, Pts, FG, 3FG, FT, OR, DR, TR, PF, A, TO, Blk, Stl, Min, +/-.

Shooting By Period: FG, FG%, 3FG, 3FG%, FT, FT%. Deadball Rebounds: 0.0. Last FG: 2nd-01:20. Biggest Run: 13-0. Largest lead: By 54 at 2nd-02:10. Technical Fouls: None.

Game Notes: Officials: Rob Riley, Brooks Wells, Ed Phillips. Attendance: 10044

Start Time: 08:33 PM ET. End Time: 10:17 PM ET. Game Duration: 1:44

Score: WMIU 2nd 41 61. Points: WMIU UJ. In the Paint: 30 50. Off Turns: 6 36. 2nd Chance: 10 14. Fast Break: 12 31. Bench: 23 63. Per Poss: 0.772 1.434 27/79 47/76.

WMIU led for 0:56. UJ led for 37:17. Game was tied for 1:31. Times tied: 1. Lead Changes: 1.

Game 6 - Iowa 85, Portland State 51

Official Box Score
Portland St. vs Iowa
Game Totals -- Final Statistics
November 26, 2021 at Carver-Hawkeye Arena - Iowa City



Portland St. 51. Player stats table with columns: No., Player, S, Pts, FG, 3FG, FT, OR, DR, TR, PF, A, TO, Blk, Stl, Min, +/-.

Shooting By Period: FG, FG%, 3FG, 3FG%, FT, FT%. Deadball Rebounds: 1.0. Last FG: 2nd-02:22. Biggest Run: 7-0. Largest lead: By 0 at 2nd-00:00. Technical Fouls: #22 RUFFIN (Admin Technical) @ 2nd - 06:01.

Iowa 85

Iowa 85. Player stats table with columns: No., Player, S, Pts, FG, 3FG, FT, OR, DR, TR, PF, A, TO, Blk, Stl, Min, +/-.

Shooting By Period: FG, FG%, 3FG, 3FG%, FT, FT%. Deadball Rebounds: 2.0. Last FG: 2nd-01:26. Biggest Run: 10-0. Largest lead: By 34 at 2nd-00:34. Technical Fouls: #0 TEAM (Admin Technical) @ 1st - 12:06.

Game Notes: Officials: Donnie Eppley, John Floyd, King Whitstone. Attendance: 11756

Start Time: 07:01 PM ET. End Time: 08:46 PM ET. Game Duration: 1:45

Score: PSU 1st 2nd TOT. Points: PSU UJ. In the Paint: 22 46. Off Turns: 17 23. 2nd Chance: 9 17. Fast Break: 6 20. Bench: 7 36. Per Poss: 0.689 1.197 23/74 39/71.

PSU led for 0:06. UJ led for 39:02. Game was tied for 0:41. Times tied: 0. Lead Changes: 0.

Game 7 - Iowa 75, Virginia 74

Official Box Score
Iowa vs Virginia
Game Totals -- Final Statistics
November 29, 2021 at John Paul Jones Arena - Charlottesville



Iowa 75. Player stats table with columns: No., Player, S, Pts, FG, 3FG, FT, OR, DR, TR, PF, A, TO, Blk, Stl, Min, +/-.

Shooting By Period: FG, FG%, 3FG, 3FG%, FT, FT%. Deadball Rebounds: 2.0. Last FG: 2nd-00:08. Biggest Run: 15-0. Largest lead: By 21 at 1st-03:39. Technical Fouls: None.

Virginia 74

Virginia 74. Player stats table with columns: No., Player, S, Pts, FG, 3FG, FT, OR, DR, TR, PF, A, TO, Blk, Stl, Min, +/-.

Shooting By Period: FG, FG%, 3FG, 3FG%, FT, FT%. Deadball Rebounds: 1.0. Last FG: 2nd-00:45. Biggest Run: 9-0. Largest lead: By 2 at 1st-19:08. Technical Fouls: None.

Game Notes: Officials: Ron Groover, Bert Smith, Clarence Armstrong. Attendance: 13542

Start Time: 07:01 PM ET. End Time: 08:54 PM ET. Game Duration: 1:52

Score: IWA 1st 2nd TOT. Points: IWA UVA. In the Paint: 30 38. Off Turns: 13 12. 2nd Chance: 13 12. Fast Break: 5 2. Bench: 12 18. Per Poss: 1.364 1.321 33/55 33/56.

IWA led for 37:48. UVA led for 1:21. Game was tied for 0:52. Times tied: 0. Lead Changes: 5.

Game 8 - #2 Purdue 77, Iowa 70

Official Box Score
Iowa vs Purdue
Game Totals at 04:11 (2nd Period)
December 03, 2021 at Mackey Arena (Keady Court) - West Lafayette



Iowa 70. Player stats table with columns: No., Player, S, Pts, FG, 3FG, FT, OR, DR, TR, PF, A, TO, Blk, Stl, Min, +/-.

Shooting By Period: FG, FG%, 3FG, 3FG%, FT, FT%. Deadball Rebounds: 2.1. Last FG: 2nd-04:22. Biggest Run: 6-0. Largest lead: By 11 at 1st-16:41. Technical Fouls: None.

Purdue 77

Purdue 77. Player stats table with columns: No., Player, S, Pts, FG, 3FG, FT, OR, DR, TR, PF, A, TO, Blk, Stl, Min, +/-.

Shooting By Period: FG, FG%, 3FG, 3FG%, FT, FT%. Deadball Rebounds: 4.0. Last FG: 2nd-08:20. Biggest Run: 7-0. Largest lead: By 19 at 1st-09:54. Technical Fouls: None.

Game Notes: Officials: Larry Scrotto, Kelly Pfeifer, Rob Riley. Attendance: Not Counted Yet

Start Time: 09:00 PM ET. Conference Game.

Score: IOW PUR. Points: IOW PUR. In the Paint: 28 24. Off Turns: 13 8. 2nd Chance: 7 8. Fast Break: 7 8. Bench: 27 32. Per Poss: 0.984 1.111 28/62 31/63.

IOW led for 2:17. PUR led for 31:27. Game was tied for 2:05. Times tied: 1. Lead Changes: 2.

Game 9 - Illinois 87, Iowa 83

Official Box Score
Illinois vs Iowa
Game Totals -- Final Statistics
December 06, 2021 at Carver-Hawkeye Arena - Iowa City, IA



Table with 15 columns: No., Player, S, Pts, FG, 3FG, FT, OR, DR, TR, PF, A, TO, Blk, Stl, Min, +/-

Table with 15 columns: No., Player, S, Pts, FG, 3FG, FT, OR, DR, TR, PF, A, TO, Blk, Stl, Min, +/-

Shooting By Period, Deadball Rebounds, Game Notes, Score, 1st, 2nd, TOT, Points, ILL, UI

Game 10 - #17 Iowa State 73, Iowa 53

Official Box Score
Iowa vs #17 Iowa State
Game Totals -- Final Statistics
December 09, 2021 at James H. Hilton Coliseum - Ames, Iowa

Table with 15 columns: No., Player, S, Pts, FG, 3FG, FT, OR, DR, TR, PF, A, TO, Blk, Stl, Min, +/-

Table with 15 columns: No., Player, S, Pts, FG, 3FG, FT, OR, DR, TR, PF, A, TO, Blk, Stl, Min, +/-

Shooting By Period, Deadball Rebounds, Game Notes, Score, 1st, 2nd, TOT, Points, IOW, ISU

Game 11 - Iowa 94, Utah State 75

Official Box Score
Utah State vs Iowa
Game Totals -- Final Statistics
December 19, 2021 at Sanford Pentagon



Table with 15 columns: No., Player, S, Pts, FG, 3FG, FT, OR, DR, TR, PF, A, TO, Blk, Stl, Min, +/-

Shooting By Period, Deadball Rebounds, Game Notes, Score, 1st, 2nd, TOT, Points, ILL, UI

Table with 15 columns: No., Player, S, Pts, FG, 3FG, FT, OR, DR, TR, PF, A, TO, Blk, Stl, Min, +/-

Shooting By Period, Deadball Rebounds, Game Notes, Score, 1st, 2nd, TOT, Points, IOW, ISU

Game Notes, Attendance, Start Time, Neutral Court, SEL, UI

Game 12 - Iowa 93, Southeastern Louisiana 62

Official Box Score
Southeastern La. vs Iowa
Game Totals -- Final Statistics
December 21, 2021 at Carver-Hawkeye Arena - Iowa City



Table with 15 columns: No., Player, S, Pts, FG, 3FG, FT, OR, DR, TR, PF, A, TO, Blk, Stl, Min, +/-

Shooting By Period, Deadball Rebounds, Game Notes, Score, 1st, 2nd, TOT, Points, IOW, ISU

Table with 15 columns: No., Player, S, Pts, FG, 3FG, FT, OR, DR, TR, PF, A, TO, Blk, Stl, Min, +/-

Shooting By Period, Deadball Rebounds, Game Notes, Score, 1st, 2nd, TOT, Points, IOW, ISU

Game Notes, Attendance, Start Time, Neutral Court, SEL, UI

Game 33 - #24 Iowa 84, Rutgers 74 (BTT)

Official Box Score
(5) Iowa vs (4) Rutgers
 Game Totals - Final Statistics
 March 11, 2022 at Gainbridge Fieldhouse - Indianapolis, IN



(5) Iowa 84

No.	Player	S	Pts	FG	3FG	FT	OR	DR	TR	PF	A	TO	Blk	Stl	Min	+/-
00	REBRACA, FILIP	F	5	2-3	0-0	1-1	1	5	6	3	1	0	1	0	26	-6
03	BOHANNON, JORDAN	G	16	3-6	3-6	7-8	0	1	1	2	1	4	0	1	31	-5
11	PERKINS, TONY	G	16	6-9	2-3	2-2	0	1	1	1	3	2	0	0	25	-4
15	MURRAY, KEEGAN	F	26	10-19	0-5	6-6	4	4	8	1	2	0	1	1	36	24
22	MCCAFFERY, PATRICK	F	3	1-2	0-0	1-2	0	2	2	1	1	2	0	0	16	-7
02	TOUSSAINT, JOE	G	4	1-2	0-1	2-2	1	1	2	2	1	0	0	1	15	12
20	SANDFORT, PAYTON	G	2	0-3	0-1	2-2	0	5	5	0	1	0	0	0	9	17
24	MURRAY, KRIS	F	9	2-6	1-3	4-4	1	4	5	2	0	1	2	0	18	2
30	MCCAFFERY, CONNOR	G	3	1-3	1-3	0-0	0	2	2	2	5	1	0	0	24	17
	TEAM						1	1	2	0	1					
TOTALS			84	26-53	7-22	25-27	8	26	34	14	15	11	4	3	200	

Shooting By Period	FG	FG%	3FG	3FG%	FT	FT%	Deadball Rebounds: 2.0
1st Half	13-27	48%	5-11	45%	10-10	100%	Last FG: 2nd-01:21 Biggest Run: 9-0
2nd Half	13-26	50%	2-11	18%	15-17	88%	Largest lead: By 18 at 2nd-01:21 Technical Fouls: #30 MCCAFFERY (Class A) @ 2nd - 08:18; #30 MCCAFFERY (Class A) @ 2nd - 02:56;
Game	26-53	49.1%	7-22	31.8%	25-27	92.6%	

(4) Rutgers 74

No.	Player	S	Pts	FG	3FG	FT	OR	DR	TR	PF	A	TO	Blk	Stl	Min	+/-
00	BAKER, GEO	G	23	9-16	4-7	1-2	2	1	3	1	2	1	0	3	39	-12
04	MULCAHY, PAUL	G	13	6-10	0-2	1-2	2	4	6	3	9	1	0	0	34	-2
11	OMORIYI, CLIFFORD	C	17	6-9	0-1	5-6	2	5	7	3	1	0	0	0	32	-8
22	MCCONNELL, CALEB	G	8	3-9	1-4	1-2	1	2	3	4	1	1	0	2	37	-4
24	HARPER JR., RON	G	13	5-16	1-6	2-2	2	1	3	4	1	1	2	0	36	-7
02	MILLER, JALEN	G	0	0-0	0-0	0-0	0	0	0	2	1	0	0	1	6	-7
03	MAG, MAWOT	F	0	0-0	0-0	0-0	0	0	0	1	0	0	0	0	7	-6
05	HYATT, AUNDRE	F	0	0-4	0-1	0-0	0	0	0	2	0	0	0	0	5	-3
21	REIDER, DEAN	F	0	0-1	0-0	0-0	1	1	2	2	0	0	0	1	5	-1
	TEAM						0	4	4	2	1					
TOTALS			74	29-65	6-21	10-14	10	18	28	24	15	5	2	7	200	

Shooting By Period	FG	FG%	3FG	3FG%	FT	FT%	Deadball Rebounds: 4.1
1st Half	13-33	39%	3-12	25%	3-6	50%	Last FG: 2nd-00:12 Biggest Run: 9-0
2nd Half	16-32	50%	3-9	33%	7-8	88%	Largest lead: By 10 at 1st-15:43 Technical Fouls: #0 TEAM (Bench Technical) @ 2nd - 13:31; #22 MCCONNELL (Class A) @ 2nd - 05:18; #04 MULCAHY (Class A) @ 2nd - 02:56; #0 TEAM (Bench Technical) @ 2nd - 02:12;
Game	29-65	44.6%	6-21	28.6%	10-14	71.4%	

Game Notes	Score	1st	2nd	TOT	Points	IOW	RU
Officials: Bo Boroski, Kelly Pfeifer, Brandon Cruz	IOW	41	43	84	In the Paint	36	40
Start Time: 03:18 PM ET	RU	32	42	74	Off Turns	6	11
End Time: 04:24 PM ET					2nd Chance	9	12
Game Duration: 2:06					Fast Break	20	4
Neutral Court:					Bench	18	0
Rutgers is the No. 4 seed and Iowa is the No. 5 seed	IOW led for 28:26. RU led for 10:07.				Per Poss	1,273	1,158
	Game was tied for 9:29.					3766	3484
	Times tied: 0	Lead Changes: 1					



2021-22 Iowa Men's Basketball Combined Team Statistics In Conference games

Game Records

Record	Overall	Home	Away	Neutral
ALL GAMES	12-8	7-3	5-5	0-0
CONFERENCE	12-8	7-3	5-5	0-0
NON-CONFERENCE	0-0	0-0	0-0	0-0

Score by Periods

Team	1st	2nd	OT	TOT
Iowa	768	803	20	1591
Opponents	697	733	24	1454

Team Box Score

No.	Player	GP-GS			Total		3-Point		F-Throw		Rebounds				PF			PTS	AVG					
		GP	GS	MIN	AVG	FG-FGA	FG%	3FG-3FGA	3FG%	FT-FTA	FT%	OFF	DEF	TOT	AVG	PF	DQ			A	TO	BLK	STL	
15	MURRAY, Keegan	19	19	634:03	33.4	160-301	.532	37-88	.420	76-115	.661	49	113	162	8.5	39	0	23	20	41	22	433	22.8	
24	MURRAY, Kris	20	1	373:39	18.7	78-161	.484	25-70	.357	30-47	.638	28	56	84	4.2	57	2	22	17	18	17	211	10.6	
3	BOHANNON, Jordan	20	20	560:01	28.0	55-157	.350	45-127	.354	48-56	.857	4	24	28	1.4	27	0	36	18	0	15	203	10.2	
22	MCCAFFERY, Patrick	18	18	460:49	25.6	68-174	.391	19-60	.317	25-40	.625	20	55	75	4.2	17	0	27	9	9	11	180	10.0	
11	PERKINS, Tony	20	10	346:16	17.3	55-121	.455	8-23	.348	21-28	.750	19	33	52	2.6	32	0	25	16	1	17	139	7.0	
0	REBRACA, Filip	20	20	443:52	22.2	50-101	.495	0-4	.000	18-26	.692	42	60	102	5.1	50	1	13	18	11	10	118	5.9	
2	TOUSSAINT, Joe	20	10	369:01	18.5	34-88	.386	5-24	.208	10-14	.714	8	28	36	1.8	29	0	71	29	0	28	83	4.2	
30	MCCAFFERY, Connor	18	2	314:42	17.5	18-47	.383	18-44	.409	7-9	.778	9	29	38	2.1	37	1	25	7	0	13	61	3.4	
4	ULIS, Ahron	20	0	286:48	14.3	20-64	.313	3-7	.429	24-31	.774	14	28	42	2.1	23	0	35	13	0	9	67	3.4	
20	SANDFORT, Payton	18	0	157:27	8.7	23-53	.434	11-32	.344	3-4	.750	12	21	33	1.8	14	0	10	10	2	1	60	3.3	
13	ASH, Austin	8	0	21:28	2.7	6-13	.462	4-9	.444	2-3	.667	0	3	3	0.4	1	0	2	1	0	0	18	2.3	
23	OGUNDELE, Josh	10	0	53:28	5.3	7-12	.583	0-0	.000	2-4	.500	3	8	11	1.1	12	0	0	3	3	1	16	1.6	
44	MULVEY, Riley	7	0	20:38	2.9	1-2	.500	0-0	.000	0-0	.000	0	2	2	0.3	6	0	0	2	0	0	2	0.3	
25	LAKETA, Luc	4	0	07:48	2.0	0-1	.000	0-1	.000	0-0	.000	0	0	0	0.0	1	0	0	2	0	1	0	0.0	
Team												26	32	58					11					
Total		20		4050		575-1295	.444	175-489	.358	266-377	.706	234	492	726	36.3	345	4	289	176	85	145	1591	79.6	
Opponents		20		4050		526-1180	.446	149-426	.350	253-357	.709	221	541	762	38.1	349	5	287	274	68	106	1454	72.7	

Team Statistics

	IOWA	OPP
Scoring	1591	1454
Points per game	79.6	72.7
Scoring margin	+6.9	-
Field goals-att	575-1295	526-1180
Field goal pct	.444	.446
3 point fg-att	175-489	149-426
3-point FG pct	.358	.350
3-pt FG made per game	8.8	7.5
Free throws-att	266-377	253-357
Free throw pct	.706	.709
F-Throws made per game	13.3	12.7
Rebounds	726	762
Rebounds per game	36.3	38.1
Rebounding margin	-1.8	-
Assists	289	287
Assists per game	14.5	14.4
Turnovers	176	274
Turnovers per game	8.8	13.7
Turnover margin	+4.9	-
Assist/turnover ratio	1.6	1.0
Steals	145	106
Steals per game	7.3	5.3
Blocks	85	68
Blocks per game	4.3	3.4
Winning streak	0	-
Home win streak	2	-
Attendance	130667	129654
Home games-Avg/Game	10-13067	10-12965
Neutral site-Avg/Game	-	0-0

Team Results

Date	Opponent	Score	Att.
12/03/2021	at Purdue	L 70-77	14804
12/06/2021	Illinois	L 83-87	12072
01/03/2022	Maryland	W 80-75	10327
01/06/2022	at Wisconsin	L 78-87	15212
01/13/2022	Indiana	W 83-74	11246
01/16/2022	at Minnesota	W 81-71	10925
01/19/2022	at Rutgers	L 46-48	8000
01/22/2022	Penn St.	W 68-51	15056
01/27/2022	Purdue	L 73-83	12723
01/31/2022	at Penn St.	Lot2 86-90	7977
02/06/2022	Minnesota	W 71-59	14558
02/10/2022	at Maryland	W 110-87	12649
02/13/2022	Nebraska	W 98-75	13772
02/17/2022	Michigan	L 79-84	13048
02/19/2022	at Ohio St.	W 75-62	15876
02/22/2022	Michigan St.	W 86-60	14634
02/25/2022	at Nebraska	W 88-78	15960
02/28/2022	Northwestern	W 82-61	13231
03/03/2022	at Michigan	W 82-71	12707
03/06/2022	at Illinois	L 72-74	15544



2021-22 Iowa Men's Basketball Combined Team Statistics All games

Game Records

Record	Overall	Home	Away	Neutral
ALL GAMES	24-9	15-3	6-6	3-0
CONFERENCE	12-8	7-3	5-5	0-0
NON-CONFERENCE	12-1	8-0	1-1	3-0

Score by Periods

Team	1st	2nd	OT	TOT
Iowa	1376	1381	20	2777
Opponents	1106	1222	24	2352

Team Box Score

No.	Player	Total			3-Point			F-Throw		Rebounds				Other				PTS	AVG			
		GP-GS	MIN	AVG	FG-FGA	FG%	3FG-3FGA	3FG%	FT-FTA	FT%	OFF	DEF	TOT	AVG	PF	DQ	A			TO	BLK	STL
15	MURRAY, Keegan	32-32	999:47	31.2	282-506	.557	55-145	.379	131-178	.736	91	183	274	8.6	58	0	44	32	64	40	750	23.4
3	BOHANNON, Jordan	33-33	877:52	26.6	104-265	.392	84-215	.391	78-88	.886	5	36	41	1.2	45	0	57	29	0	24	370	11.2
22	MCCAFFERY, Patrick	29-29	702:06	24.2	108-261	.414	28-90	.311	52-72	.722	23	84	107	3.7	20	0	47	20	13	19	296	10.2
24	MURRAY, Kris	32-1	575:45	18.0	119-242	.492	41-101	.406	45-70	.643	53	88	141	4.4	78	2	32	25	31	25	324	10.1
11	PERKINS, Tony	33-12	582:43	17.7	90-201	.448	17-46	.370	45-54	.833	28	52	80	2.4	52	0	49	27	3	31	242	7.3
0	REBRACA, Filip	33-33	714:24	21.6	83-153	.542	1-6	.167	33-53	.623	64	123	187	5.7	75	1	24	31	22	12	200	6.1
20	SANDFORT, Payton	31-0	325:59	10.5	55-134	.410	31-86	.360	15-16	.938	21	39	60	1.9	27	0	20	15	4	4	156	5.0
2	TOUSSAINT, Joe	33-21	587:60	17.8	57-131	.435	9-32	.281	22-27	.815	15	44	59	1.8	50	0	111	47	0	45	145	4.4
4	ULIS, Ahron	32-0	479:23	15.0	34-100	.340	4-12	.333	38-48	.792	18	50	68	2.1	41	0	72	30	0	18	110	3.4
13	ASH, Austin	18-0	78:29	4.4	17-39	.436	8-26	.308	10-14	.714	3	7	10	0.6	5	0	11	6	0	0	52	2.9
30	MCCAFFERY, Connor	31-4	527:00	17.0	24-64	.375	22-58	.379	12-17	.706	17	59	76	2.5	50	1	58	12	0	17	82	2.6
23	OGUNDELE, Josh	18-0	87:49	4.9	11-21	.524	0-0	.000	3-9	.333	8	16	24	1.3	18	0	0	9	5	3	25	1.4
44	MULVEY, Riley	16-0	76:56	4.8	6-11	.545	0-1	.000	4-4	1.000	4	11	15	0.9	11	0	2	4	5	0	16	1.0
25	LAKETA, Luc	12-0	33:48	2.8	3-6	.500	3-5	.600	0-0	.000	1	1	2	0.2	1	0	1	3	0	2	9	0.8
Team											45	54	99					14				
Total		33	6650		993-2134	.465	303-823	.368	488-650	.751	396	847	1243	37.7	531	4	528	304	147	240	2777	84.2
Opponents		33	6650		870-1991	.437	244-732	.333	368-523	.704	353	820	1173	35.5	589	9	469	451	95	172	2352	71.3

Team Statistics

	IOWA	OPP
Scoring	2777	2352
Points per game	84.2	71.3
Scoring margin	+12.9	-
Field goals-att	993-2134	870-1991
Field goal pct	.465	.437
3 point fg-att	303-823	244-732
3-point FG pct	.368	.333
3-pt FG made per game	9.2	7.4
Free throws-att	488-650	368-523
Free throw pct	.751	.704
F-Throws made per game	14.8	11.2
Rebounds	1243	1173
Rebounds per game	37.7	35.5
Rebounding margin	+2.1	-
Assists	528	469
Assists per game	16.0	14.2
Turnovers	304	451
Turnovers per game	9.2	13.7
Turnover margin	+4.5	-
Assist/turnover ratio	1.7	1.0
Steals	240	172
Steals per game	7.3	5.2
Blocks	147	95
Blocks per game	4.5	2.9
Winning streak	2	-
Home win streak	2	-
Attendance	217895	157463
Home games-Avg/Game	18-12105	12-13122
Neutral site-Avg/Game	-	3-1083

Team Results

Date	Opponent	Score	Att.
11/09/2021	Longwood	W 106-73	9259
11/12/2021	Kansas City	W 89-57	11133
11/16/2021	N.C. Central	W 86-69	9132
11/18/2021	Alabama St.	W 108-82	9957
11/22/2021	Western Mich.	W 109-61	10044
11/26/2021	Portland St.	W 85-51	11756
11/29/2021	at Virginia	W 75-74	13542
12/03/2021	at Purdue	L 70-77	14804
12/06/2021	Illinois	L 83-87	12072
12/09/2021	at Iowa St.	L 53-73	14267
12/18/2021	vs Utah St.	W 94-75	3250
12/21/2021	Southeastern La.	W 93-62	10891
12/29/2021	Western Ill.	W 92-71	15056
01/03/2022	Maryland	W 80-75	10327
01/06/2022	at Wisconsin	L 78-87	15212
01/13/2022	Indiana	W 83-74	11246
01/16/2022	at Minnesota	W 81-71	10925
01/19/2022	at Rutgers	L 46-48	8000
01/22/2022	Penn St.	W 68-51	15056
01/27/2022	Purdue	L 73-83	12723
01/31/2022	at Penn St.	Lot2 86-90	7977
02/06/2022	Minnesota	W 71-59	14558
02/10/2022	at Maryland	W 110-87	12649
02/13/2022	Nebraska	W 98-75	13772
02/17/2022	Michigan	L 79-84	13048
02/19/2022	at Ohio St.	W 75-62	15876
02/22/2022	Michigan St.	W 86-60	14634
02/25/2022	at Nebraska	W 88-78	15960
02/28/2022	Northwestern	W 82-61	13231
03/03/2022	at Michigan	W 82-71	12707
03/06/2022	at Illinois	L 72-74	15544
03/10/2022	vs Northwestern	W 112-76	0
03/11/2022	vs Rutgers	W 84-74	0



2021-22 Iowa Men's Basketball Combined Team Statistics Specific games

Game Records

Record	Overall	Home	Away	Neutral
ALL GAMES	2-0	0-0	0-0	2-0
CONFERENCE	0-0	0-0	0-0	0-0
NON-CONFERENCE	2-0	0-0	0-0	2-0

Score by Periods

Team	1st	2nd	OT	TOT
Iowa	105	91	0	196
Opponents	63	87	0	150

Team Box Score


No.	Player				Total		3-Point		F-Throw		Rebounds								PTS	AVG		
		GP-GS	MIN	AVG	FG-FGA	FG%	3FG-3FGA	3FG%	FT-FTA	FT%	OFF	DEF	TOT	AVG	PF	DQ	A	TO			BLK	STL
15	MURRAY, Keegan	2-2	56:19	28.2	21-35	.600	3-8	.375	7-7	1.000	7	9	16	8.0	2	0	4	0	1	2	52	26.0
3	BOHANNON, Jordan	2-2	55:43	27.9	9-15	.600	8-14	.571	7-8	.875	0	1	1	0.5	3	0	4	6	0	2	33	16.5
11	PERKINS, Tony	2-2	43:23	21.7	8-15	.533	4-5	.800	2-2	1.000	2	3	5	2.5	2	0	9	2	0	1	22	11.0
24	MURRAY, Kris	2-0	36:44	18.4	4-9	.444	2-4	.500	5-5	1.000	1	5	6	3.0	3	0	0	2	2	0	15	7.5
20	SANDFORT, Payton	2-0	23:55	12.0	5-12	.417	3-6	.500	2-2	1.000	0	7	7	3.5	2	0	1	1	0	0	15	7.5
0	REBRACA, Filip	2-2	48:52	24.4	7-8	.875	0-0	.000	1-1	1.000	4	11	15	7.5	6	0	5	1	3	0	15	7.5
22	MCCAFFERY, Patrick	2-2	33:20	16.7	4-8	.500	1-4	.250	4-7	.571	0	4	4	2.0	1	0	2	2	0	1	13	6.5
13	ASH, Austin	1-0	06:24	6.4	1-1	1.000	1-1	1.000	2-3	.667	0	2	2	2.0	0	0	3	1	0	0	5	5.0
30	MCCAFFERY, Connor	2-0	39:10	19.6	3-6	.500	2-5	.400	0-0	.000	0	4	4	2.0	2	0	8	1	0	0	8	4.0
23	OGUNDELE, Josh	1-0	10:35	10.6	2-5	.400	0-0	.000	0-2	.000	3	2	5	5.0	3	0	0	3	0	0	4	4.0
2	TOUSSAINT, Joe	2-0	23:04	11.5	2-3	.667	1-2	.500	2-2	1.000	1	1	2	1.0	5	0	2	3	0	2	7	3.5
25	LAKETA, Luc	1-0	03:42	3.7	1-1	1.000	1-1	1.000	0-0	.000	0	1	1	1.0	0	0	0	0	0	0	3	3.0
44	MULVEY, Riley	1-0	07:30	7.5	1-2	.500	0-1	.000	0-0	.000	0	0	0	0.0	0	0	0	0	3	0	2	2.0
4	ULIS, Ahron	1-0	11:19	11.3	1-3	.333	0-0	.000	0-0	.000	0	1	1	1.0	2	0	2	2	0	0	2	2.0
Team											6	4	10					2				
Total		2	400		69-123	.561	26-51	.510	32-39	.821	24	55	79	39.5	31	0	40	26	9	8	196	98.0
Opponents		2	400		60-133	.451	15-42	.357	15-24	.625	19	27	46	23.0	33	1	30	13	7	11	150	75.0

Team Statistics

	IOWA	OPP
Scoring	196	150
Points per game	98.0	75.0
Scoring margin	+23.0	-
Field goals-att	69-123	60-133
Field goal pct	.561	.451
3 point fg-att	26-51	15-42
3-point FG pct	.510	.357
3-pt FG made per game	13.0	7.5
Free throws-att	32-39	15-24
Free throw pct	.821	.625
F-Throws made per game	16.0	7.5
Rebounds	79	46
Rebounds per game	39.5	23.0
Rebounding margin	+16.5	-
Assists	40	30
Assists per game	20.0	15.0
Turnovers	26	13
Turnovers per game	13.0	6.5
Turnover margin	-6.5	-
Assist/turnover ratio	1.5	2.3
Steals	8	11
Steals per game	4.0	5.5
Blocks	9	7
Blocks per game	4.5	3.5
Winning streak	2	-
Home win streak	0	-
Attendance	0	0
Home games-Avg/Game	0-0	0-0
Neutral site-Avg/Game	-	2-0

Team Results

Date	Opponent		Score	Att.
03/10/2022	vs Northwestern	W	112-76	0
03/11/2022	vs Rutgers	W	84-74	0



0

Filip Rebraca • F

	MIN	PTS	REB	BLK	AST	FG%	FT%
SEASON	21.6	6.1	5.7	0.7	0.7	.542	.623
BIG TEN	22.2	5.9	5.1	0.6	0.7	.495	.629
CAREER	26.8	11.1	7.0	0.8	1.1	.538	.627

6-9 • 230 • Sr. • Somber, Serbia

- 5.7 rebounding average ranks second on team
- 10 points, 9 rebounds versus Northwestern in Round 2
- Transfer from University of North Dakota
- Reached double figures 27 times last season
- Named 2021 All-Summit League Honorable Mention



2

Joe Toussaint • G

	MIN	PTS	REB	AST	STL	FG%	FT%
SEASON	17.8	4.4	1.8	3.4	1.3	.435	.815
BIG TEN	18.5	4.2	1.8	3.5	1.4	.386	.714
CAREER	15.7	4.9	1.7	2.9	1.1	.407	.759

6-0 • 190 • Jr. • Bronx, N.Y.

- Leads Iowa in assists (3.4) and steals (1.3) per game; scoring average up from 3.7 ppg last season
- 2.34 assist-to-turnover ratio ranks 37th nationally
- 10 points including game-winner with 8 seconds remaining at Virginia; scored double figures twice this season



3

Jordan Bohannon • G

	MIN	PTS	REB	AST	STL	FG%	FT%
SEASON	26.6	11.2	1.2	1.7	0.7	.392	.886
BIG TEN	28.0	10.2	1.4	1.8	0.8	.350	.857
CAREER	29.4	11.4	2.2	4.0	0.7	.390	.887

6-1 • 175 • Sixth Year Sr. • Marion, Iowa

- Scored point No. 2,000 versus Rutgers yesterday
- 5th in NCAA history with 448 career 3-pt FGs
- School-record 10 3-pttrs at Maryland, 1 shy of B1G record
- School record holder in career 3-pointers made (448), games played (176), assists (696), and FT% (.887, 368-415)



4

Ahron Ulis • G

	MIN	PTS	REB	AST	STL	FG%	FT%
SEASON	15.0	3.4	2.1	2.3	0.5	.340	.792
BIG TEN	14.3	3.4	2.1	1.8	0.5	.313	.774
CAREER	12.2	2.8	1.7	1.9	0.4	.339	.824

6-3 • 195 • So. • Chicago, Ill.

- 11 points, 7 assists, 3 steals versus Illinois (12/6/22)
- Second on the team in assists per game (2.3) behind Joe Toussaint
- 2.4 assist-to-turnover ratio
- 38-of-48 (.792) on free throw attempts this season




11

Tony Perkins • G

	MIN	PTS	REB	AST	STL	FG%	FT%
SEASON	17.7	7.3	2.4	1.5	1.0	.448	.833
BIG TEN	16.4	6.4	2.1	1.1	0.8	.454	.857
CAREER	12.8	4.9	1.7	1.1	0.6	.449	.754

6-4 • 205 • So. • Indianapolis, Ind.

- Career-high 20 points at Nebraska (2/25/22)
- Netted double-digits 7x this season, including four of Iowa's last six games; 16 points yesterday versus Rutgers
- 45-of-54 (.833) from the free throw line this season
- Averaging 7.3 ppg, up 5.7 points from 1.6 ppg as a freshman




15

Keegan Murray • F

	MIN	PTS	REB	AST	BLK	FG%	FT%
SEASON	31.2	23.4	8.6	1.4	2.0	.557	.736
BIG TEN	33.1	22.8	8.5	1.0	2.0	.548	.654
CAREER	24.7	15.5	6.9	1.0	1.6	.545	.740

6-8 • 225 • So. • Cedar Rapids, Iowa

- Scored a game-best 26 points in both tournament games
- 4th in NCAA in scoring (23.4); Wooden Award & Naismith Trophy Semifinalist; Karl Malone Award Finalist
- Only player nationally averaging 23+ points & 8+ rebounds; scored 25 points an NCAA-best 15X and has 9 double-doubles




20

Payton Sandfort • G

	MIN	PTS	REB	AST	STL	FG%	FT%
SEASON	10.5	5.0	1.9	0.6	0.1	.410	.938
BIG TEN	8.4	3.1	1.9	0.5	0.1	.400	.750
CAREER	10.5	5.0	1.9	0.6	0.1	.410	.938

6-7 • 215 • Fr. • Waukee, Iowa

- Scored double figures four times this season
- 21 points and five 3-pointers vs. Alabama State (Nov. 18)
- 19 points and five 3-pointers vs. Western Michigan (Nov. 22)
- Tied for fourth on the team in 3-pointers made (31) on 86 attempts (.360); shooting 15-of-16 (.938) on free throws




22

Patrick McCaffery • F

	MIN	PTS	REB	AST	STL	FG%	FT%
SEASON	24.2	10.2	3.7	1.6	0.7	.414	.722
BIG TEN	25.6	10.0	4.2	1.5	0.6	.391	.625
CAREER	19.1	7.5	3.1	1.2	0.5	.419	.717

6-9 • 200 • RS So. • Iowa City, Iowa

- Season-high 18 pts and 7 rbs vs. Minnesota (2/6/22); last-second block sealed the Iowa victory at Virginia
- Scored double figures 19 times this season
- 10.2 ppg ranks 3rd on the team behind Bohannon, Murray
- Missed final two games of regular season (hip)



23

Josh Ogundele • C

	MIN	PTS	REB	AST	BLK	FG%	FT%
SEASON	4.9	1.4	1.3	0.0	0.3	.534	.333
BIG TEN	5.3	1.6	1.1	0.0	0.3	.583	.500
CAREER	4.0	1.2	1.2	0.0	0.2	.519	.308

6-11 • 265 • So. • Worcester, Mass.

- Personal-best 7 points and 5 rebounds at #2 Purdue
- Has seen action in 18 games this season
- Second London native to be recruited by Fran McCaffery (Gabe Olaseni, 2012-15); moved to U.S. at 16 years old
- Played a season-high 16 minutes at Purdue




24

Kris Murray • F

	MIN	PTS	REB	BLK	AST	FG%	FT%
SEASON	18.0	10.1	4.4	1.0	1.0	.492	.643
BIG TEN	18.7	10.4	4.2	1.0	1.4	.483	.725
CAREER	13.4	7.4	3.3	0.7	0.7	.478	.653

6-8 • 225 • So. • Cedar Rapids, Iowa

- Dominant 29 pts, 11 rbs, 3 stls, 3 blks vs. Indiana (Jan. 13)
- 19 points, 6 rebounds at Michigan (3/3/22)
- .406 (41-of-101) 3-pt FG%; scored in double figures 14x
- Named after dad's former teammate Chris Street, who died in an auto accident midway through his junior season (1993)




30

Connor McCaffery • G/F

	MIN	PTS	REB	AST	STL	FG%	FT%
SEASON	17.0	2.6	2.5	1.9	0.6	.375	.706
BIG TEN	17.1	3.6	2.2	1.4	0.8	.391	.788
CAREER	21.8	4.1	2.7	3.1	0.8	.350	.735

6-5 • 220 • RS Sr. • Iowa City, Iowa

- Season-high 17 pts vs Northwestern (2/28/22), 11 pts vs Nebraska; scored on 14 of last 22 3-point attempts
- 4.8 assist-to-turnover ratio (58 assists; 12 turns) this year ties for second in NCAA; Iowa leads the country in A/TO (1.8)
- 112 assists in 2021; 11th most by a JR in program history



44

Riley Mulvey • C

	MIN	PTS	REB	AST	BLK	FG%	FT%
SEASON	4.8	1.0	0.9	0.1	0.1	.545	1.000
BIG TEN	2.9	0.3	0.3	0.0	0.0	.500	---
CAREER	4.8	1.0	0.9	0.1	0.1	.545	1.000

6-11 • 245 • Fr. • Rotterdam, New York

- Netted a personal-best 8 points vs. Western Michigan
- 2 points and one rebound in 5 minutes of action at Wisconsin; 2 points vs. Northwestern in BTT Round 2
- Second-ranked 2022 junior in Connecticut before reclassifying and ranked as the No. 5 player in 2021