



3 FINAL FOURS | 8 BIG TEN CHAMPIONSHIPS | 3 BIG TEN TOURNAMENT TITLES | 28 NCAA TOURNAMENTS

#16 IOWA (26-9) vs. RICHMOND (23-12)

March 17, 2022 // Buffalo, New York // KeyBank Center // 2:10 p.m. (CT)

IOWA HAWKEYES (Previous Game Starters)

Pos.	No.	Name	Ht.	Wt.	Yr.	Hometown	Statistical Summary
G	11	Tony Perkins	6-4	205	So.	Indianapolis, Ind.	7.5 ppg, 2.5 rpg, 1.9 apg
G	3	Jordan Bohannon	6-1	175	RS-Sr.	Marion, Iowa	11.1 ppg, 1.3 rpg, 1.8 apg
F	22	Patrick McCaffery	6-9	200	So.^	Iowa City, Iowa	10.3 ppg, 3.6 rpg, 1.6 apg
F	15	Keegan Murray	6-8	225	So.	Cedar Rapids, Iowa	23.6 ppg, 8.6 rpg, 2.0 bpg
F	0	Filip Rebraca	6-9	230	Sr.	Sombor, Serbia	5.8 ppg, 5.5 rpg, 0.6 bpg

Head Coach: Fran McCaffery (Penn, 1979); 12th Season at Iowa (242-161); 26th Season Overall (493-338)

NCAA TOURNAMENT FIRST ROUND STORYLINES

- Both Iowa and Richmond won four games in four days to capture their respective conference tournament championship last weekend.
- Iowa has won an NCAA Tournament game each of its last four tournament appearances.
- The Hawkeyes have won 26 games, the second most single season total in program history (30 in 1987).
- Iowa has two New York natives on its roster: Riley Mulvey (Rotterdam) & Joe Toussaint (Bronx).
- The Hawkeyes have won 12 of their last 14 games -- winning 10 of the 12 by double figures -- dating back to Feb. 6. Iowa won all five of its neutral site contests in 2021-22.
- Keegan Murray became Iowa's single-season scoring leader (801 points) at last weekend's Big Ten Tournament, netting a single Big Ten Tournament record 103 points. After going 117 years without a player scoring 700 points in a single season, the Hawkeyes have had a player score over 700 points in each of the last three seasons: Luka Garza scored 740 in 2020 and 747 in 2021.
- Iowa posted its ninth upper division Big Ten finish in the last 10 seasons. Furthermore, the Hawkeyes have finished fifth place or better in the Big Ten regular season standings six of the last eight years.
- The Hawkeyes have won eight of their last nine games away from home (Maryland; Ohio State; Nebraska; Michigan; Northwestern; Rutgers; Indiana; Purdue).
- All-American Keegan Murray is the only player nationally to average 23+ points and 8+ rebounds, and 2+ blocks this season and one of three players from a major conference with those averages over the last decade.
- Twenty-one of Iowa's 26 wins have come by 10+ points, including 12 by 20 points or more.
- Iowa is 12-2 since shifting Jordan Bohannon from off guard to point guard. Bohannon became just the third Hawkeye to score 2,000 points versus Rutgers (March 11).
- The Hawkeyes are tops in the country in assist-to-turnover ratio (1.75); fourth in fewest turnovers per game (9.2); and seventh in turnover margin (4.5).
- Iowa ranks No. 14 in the NCAA NET. The Hawkeyes posted four Quad 1 and eight Quad 2 wins. Five of Iowa's nine losses are by a five-point margin or less, all in conference play.
- Keegan Murray is fourth in the country in points per game (23.6); 32nd in field goal percentage (.555); and 45th in blocks per contest (2.0) and double-doubles (10). Murray is a *Sporting News* First Team All-American, six-time Big Ten Player of the Week honoree and is on the Wooden Award National Ballot, Naismith Trophy Semifinalist, Lute Olson National Player of the Year Watch List, and Karl Malone Award Finalist.
- Iowa leads the Big Ten and is fourth nationally in scoring offense (83.8). The Hawkeyes have led the Big Ten in scoring four of the last eight seasons, including the last three.
- Fran McCaffery has coached a first-team All-Big Ten honoree seven of the last nine years. He has guided Iowa to 20+ wins eight of the last 10 seasons, including four straight.

MULTIMEDIA GAME INFORMATION

TELEVISION

- truTV (MARCH MADNESS APP)
 - Brad Nessler (PxP)
 - Brendan Haywood (analyst)
 - Evan Washburn (sideline)

RADIO

- Hawkeye Radio Network
- XM 203 | SIRIUS 136
 - Gary Dolphin (PxP)
 - Bob Hansen (analyst)

LIVE STATISTICS

- StatBroadcast
 - hawkeyesports.com

2021-22 SCHEDULE/RESULTS

Date	Opponent (TV)	Time
Nov. 9	Longwood	W, 106-73
Nov. 12	Kansas City	W, 89-57
Nov. 16	N.C. Central	W, 86-69
Nov. 18	Alabama State	W, 108-82
Nov. 22	Western Michigan	W, 109-61
Nov. 26	Portland State	W, 85-51
Nov. 29	at Virginia %	W, 75-74
Dec. 3	at #2 Purdue	L, 70-77
Dec. 6	Illinois	L, 83-87
Dec. 9	at #17 Iowa State +	L, 53-73
Dec. 18	vs. Utah State ^	W, 94-75
Dec. 21	Southeastern Louisiana	W, 93-62
Dec. 29	Western Illinois	W, 92-71
Jan. 3	Maryland	W, 80-75
Jan. 6	at #23 Wisconsin	L, 78-87
Jan. 13	Indiana	W, 83-74
Jan. 16	at Minnesota	W, 81-71
Jan. 19	at Rutgers	L, 46-48
Jan. 22	Penn State	W, 68-51
Jan. 27	#6 Purdue	L, 73-83
Jan. 31	at Penn State	L, 86-90 (2 OT)
Feb. 6	Minnesota	W, 71-57
Feb. 10	at Maryland	W, 110-87
Feb. 13	Nebraska	W, 98-75
Feb. 17	Michigan	L, 79-84
Feb. 19	at #18 Ohio State	W, 75-62
Feb. 22	Michigan State	W, 86-60
Feb. 25	at Nebraska	W, 88-78
Feb. 28	Northwestern	W, 82-61
March 3	at Michigan	W, 82-71
March 6	at #20 Illinois	L, 72-74
March 10	vs. Northwestern *	W, 112-76
March 11	vs. Rutgers *	W, 84-74
March 12	vs. Indiana *	W, 80-77
March 13	vs. #9 Purdue #	W, 75-66
March 17	vs. Richmond #	2:10 p.m.

all times listed are central

- ^ -- played at Sioux Falls, South Dakota
- % -- Big Ten/ACC Men's Basketball Challenge
- + -- Iowa Corn Cy-Hawk Series
- * -- Big Ten Tournament - Indianapolis, IN
- # -- NCAA Tournament - Buffalo, NY

PRONUNCIATION GUIDE

Luc Laketa	LUKE Luh-KET-uh
Josh Ogundele	Oh-GOON-duh-lay
Filip Rebraca	Reh-BRAH-chuh
Kirk Speraw	SPEAR-awe
Joe Toussaint	two-SAHNT
Ahron Ulis	YOU-liss

UI IN THE RANKINGS

NCAA NET	14
KenPom	13
Sagarin	13
BPI	14

INSIDE THE NUMBERS

	IOWA	RICHMOND
Scoring Average	83.8	71.7
Scoring Defense	71.3	68.3
Scoring Margin	+12.5	+3.4
FG%	.464	.444
FG% Defense	.438	.444
FT%	.749	.725
3-PT FG%	.368	.337
3-PT FG% Defense	.329	.343
Rebound Margin	+1.3	-3.2
Assists Per Game	16.1	14.7
Turnovers Per Game	9.2	9.8
Steals Per Game	7.4	7.9
Blocks Per Game	4.4	2.3

MISCELLANEOUS STATS

Double-Figure Scoring Games...						
Player	16-18	18-19	19-20	20-21	21-22	Career
Jordan Bohannon	39	20	4	15	22	100
Filip Rebraca	---	9	26	25	5	65
Keegan Murray	---	---	---	8	33	41
Patrick McCaffery	---	---	---	6	20	26
Kris Murray	---	---	---	---	16	16
Connor McCaffery	---	3	6	2	3	14
Joe Toussaint	---	---	8	2	2	12
Tony Perkins	---	---	---	---	10	10
Payton Sandfort	---	---	---	---	6	6
Ahron Ulis	---	---	---	---	2	2

20-Point Scoring Games...						
Player	16-18	18-19	19-20	20-21	21-22	Career
Keegan Murray	---	---	---	---	25	25
Jordan Bohannon	13	3	1	4	2	23
Kris Murray	---	---	---	---	2	2
Payton Sandfort	---	---	---	---	1	1
Tony Perkins	---	---	---	---	1	1

Double-Figure Rebounding Games...						
Player	16-18	18-19	19-20	20-21	21-22	Career
Filip Rebraca	---	3	14	5	3	25
Keegan Murray	---	---	---	1	10	11
Connor McCaffery	---	---	1	---	---	1
Kris Murray	---	---	---	---	1	1
Tony Perkins	---	---	---	---	1	1

Double-Doubles...						
Player	16-18	18-19	19-20	20-21	21-22	Career
Filip Rebraca	---	1	12	5	1	19
Keegan Murray	---	---	---	---	10	10
Jordan Bohannon	6	---	---	1	---	7
Joe Toussaint	---	---	---	---	1	1
Kris Murray	---	---	---	---	1	1
Tony Perkins	---	---	---	---	1	1

4+ Three-Pointer Games...						
Player	16-18	18-19	19-20	20-21	21-22	Career
Jordan Bohannon	22	7	2	7	9	47
Connor McCaffery	---	---	---	1	2	3
Keegan Murray	---	---	---	---	3	3
Payton Sandfort	---	---	---	---	2	2

5+ Assists Games...						
Player	16-18	18-19	19-20	20-21	21-22	Career
Jordan Bohannon	42	11	1	15	1	70
Connor McCaffery	---	9	8	10	2	29
Joe Toussaint	---	---	4	3	7	14
Ahron Ulis	---	---	---	---	5	5
Tony Perkins	---	---	---	---	4	4

3+ Steals Games...						
Player	16-18	18-19	19-20	20-21	21-22	Career
Joe Toussaint	---	---	1	3	9	13
Connor McCaffery	---	1	5	1	2	9
Keegan Murray	---	---	---	2	6	8
Jordan Bohannon	3	1	---	---	2	6
Tony Perkins	---	---	---	---	3	3
Ahron Ulis	---	---	---	---	1	1
Patrick McCaffery	---	---	---	---	1	1
Kris Murray	---	---	---	---	1	1

3+ Blocks Games...						
Player	16-18	18-19	19-20	20-21	21-22	Career
Keegan Murray	---	---	---	6	9	15
Riley Mulvey	---	---	---	---	1	1

UI CAREER BIG COACHING WINS

1.	125	Tom Davis	1986-99
2.	115	Fran McCaffery	2010-

UI CAREER COACHING WINS

1.	269	Tom Davis	1986-99
2.	242	Fran McCaffery	2010-

UI ATHLETIC COMMUNICATIONS

S300 Carver-Hawkeye Arena, Iowa City, IA 52242
hawkeyesports.com • hawkeyebasketball.com

MBB CONTACT: MATTHEW WEITZEL

office: 319-335-6590 • cell: 319-430-8176

email: matthew-weitzel@hawkeyesports.com

Twitter: @BigWeitz

MARGIN OF VICTORY/DEFEAT

Points	1	2	3	4	5	6	7	8	9	10+	15+	20+
Wins	1	0	1	0	1	0	0	0	2	6	3	12
Losses	0	2	0	2	1	0	1	0	1	1	0	1

THE SETTING

Iowa (26-9) earned the No. 5 seed in the Midwest Region in the 2022 NCAA Tournament and will square-off against 12th-seeded Richmond (23-12) on Thursday at the KeyBank Center in Buffalo, New York, (2:10 p.m. CT). Fourth-seeded Providence (25-5) will play No. 13 seed South Dakota State (30-4) in the same afternoon session Thursday, with the two winners meeting on Saturday (time TBD).

Fans are encouraged to visit ncaatickets.com for ticket availability.

ON THE AIR

Radio: Iowa games in the NCAA Tournament are broadcast on the Hawkeye Radio Network, Sirius/XM, and Westwood One Sports. Gary Dolphin handles the play-by-play, along with color commentator Bob Hansen. The network includes more than 40 stations that blanket the state of Iowa and include portions of Illinois, Nebraska, Minnesota, Missouri, and Wisconsin. The Hawkeye Radio Network coverage includes a 60-minute pregame show.

TV: Thursday's NCAA First Round contest will be televised nationally on truTV. Brad Nessler, Brendan Haywood, and Evan Washburn will call the action.

HAWKEYES WIN 4 GAMES IN 4 DAYS. WIN BIG TEN TOURNAMENT TITLE

Iowa outscored ninth-ranked Purdue 12-4 over the final 2:45 to post a 75-66 triumph and capture the program's third Big Ten Tournament championship on Sunday in Indianapolis.

- The Hawkeyes (2001, 2022) join Michigan (2017, 2018) as the only schools to win Big Ten Tournament titles twice by winning four games in four days.
- All-American Keegan Murray was named the Big Ten Tournament Most Outstanding Player, while Murray and Jordan Bohannon were named to the all-tournament team.
- Murray broke the record for most points (103) and field goals made (38) in a single Big Ten Tournament, surpassing the previous mark of 92 points and 34 field goals made by Ohio State's Duane Washington Jr. in 2021.
- Murray posted his team-leading 10th double-double of the year (19 points, 11 rebounds).
- Indianapolis native, Tony Perkins, netted 11 points, reaching double figures four of the last six outings.
- Iowa boasted a +11 turnover margin, forcing 17 turnovers while committing only six.
- Both Iowa's men's and women's basketball teams won the Big Ten Tournament title in the same year for a second time (2001 and 2022).

MURRAY IN ELITE COMPANY

Sophomore Keegan Murray has 801 points, 67 blocked shots and 66 3-pointers this season. Murray joins Kevin Durant (2006-07) as the only two players nationally over the last 30 years with 800+ points, 50+ blocks, and 50+ 3-pointers in a single season.

Murray is just the eighth men's basketball player in Big Ten history win 800 points in a single season and second this century (Purdue's Carsen Edwards, 874).

2021-22 IOWA HAWKEYES ROSTER

No.	Name	Pos.	Ht.	Wt.	Yr.	Hometown (Last School)
0	Filip Rebraca	F	6-9	230	Sr.	Sombor, Serbia (University of North Dakota)
2	Joe Toussaint	G	6-0	190	Jr.	Bronx, N.Y. (Cardinal Hayes)
3	Jordan Bohannon	G	6-1	175	Sr. [^]	Marion, Iowa (Linn-Mar)
4	Ahron Ulis	G	6-3	195	So.	Chicago, Ill. (Marion Catholic)
11	Tony Perkins	G	6-4	205	So.	Indianapolis, Ind. (Lawrence North)
13	Austin Ash	G	6-3	180	Sr. [^]	Cedar Rapids, Iowa (Mount Vernon)
14	Carter Kingsbury	G	6-4	225	Fr.	Ponca, Neb. (Brewster Academy)
15	Keegan Murray	F	6-8	225	So.	Cedar Rapids, Iowa (Prairie/DME Academy)
20	Payton Sandfort	F	6-7	215	Fr.	Waukee, Iowa (Waukee)
22	Patrick McCaffery	F	6-9	200	So. [^]	Iowa City, Iowa (West)
23	Josh Ogundele	C	6-11	265	So.	London, England (Worcester Academy)
24	Kris Murray	F	6-8	225	So.	Cedar Rapids, Iowa (Prairie/DME Academy)
25	Luc Laketa	G	6-5	180	Fr.	Concord, Mich. (Winchendon School)
30	Connor McCaffery	G/F	6-5	220	Sr. [^]	Iowa City, Iowa (West)
44	Riley Mulvey	C	6-11	245	Fr.	Rotterdam, N.Y. (St. Thomas More)

Head Coach: Fran McCaffery

Assistant Coaches: Kirk Speraw, Sherman Dillard, Billy Taylor



HEAD COACH FRAN McCAFFERY

Fran McCaffery, who is signed through the 2028 season, is in his 12th season as the head basketball coach at the University of Iowa and his 26th year overall as a college head coach. McCaffery has reached the 20-win plateau 11 of the last 15 seasons, including four straight.

McCaffery spent five seasons (2005-10) as the head coach at Siena, six years at UNC-Greensboro (1999-2005) and three seasons at Lehigh (1985-88) before joining the Hawkeyes.

McCaffery has nearly four decades of Division I coaching experience. He is in his 40th season as a collegiate coach, which includes 26 years as a head coach and 14 as an assistant. McCaffery is one of 14 coaches to lead at least four different Division I teams to the NCAA Tournament.

McCaffery, 61, holds a career mark of 493-338 (.593) and guided his teams to 15 postseason appearances (11 NCAA & four NIT). Iowa likely would have competed in another NCAA Tournament in 2020, if not for the NCAA canceling the postseason due to COVID-19. He is 242-161 (.600) at Iowa; the second winningest coach in program history. McCaffery led Iowa to wins in four of the last six NCAA Tournaments (2015, 2016, 2019, and 2021).

Since taking over the Iowa program in 2010, Iowa has earned nine postseason tournament bids (6 NCAA, 3 NIT). McCaffery coached Iowa to a Big Ten Tournament Title and 26 wins in 2022, the second-most win total in program history. McCaffery has guided five players to first team All-Big Ten status six of the last eight years, including the 2020 & 2021 National and Big Ten Player of the Year, Luka Garza.

McCaffery has posted upper division finishes in nine of the last 10 seasons at Iowa and 21 of 26 seasons as a head coach. He has posted 20 wins or more 11 of the last 15 seasons, including eight of the last 10 years at Iowa (2013, 2014, 2015, 2016, 2019, 2020, 2021, and 2022). Iowa's 205 victories between 2013-21 are the most over a 10-year span at Iowa since 1987-96 (207).

McCaffery and the Hawkeyes boast a 153-40 (.793) home record the last 11 seasons, which includes a school-record 18 wins in 2014 and 13 consecutive victories in 2019-20. Iowa has won 14+ games in Carver-Hawkeye Arena each of the last four seasons (2019, 2020, 2021, and 2022).

McCaffery's five years at Siena were the best in its 70-year history. He led the Saints on an incredible run that ended with three straight Metro Atlantic Athletic Conference championships and NCAA Tournament appearances.

McCaffery's Saints owned a 112-51 (.687) record in his five years with the program. He guided the Saints to four consecutive 20-win seasons. McCaffery's achievements earned the head coach Siena Hall of Fame recognition in 2017.

The 2009 MAAC Coach of the Year and 2010 District I Coach of the Year is the third winningest coach, by percentage, in league history (.687). He is the only coach to guide a MAAC program to two NCAA Tournament wins. McCaffery led his 2008 and 2009 teams to first round NCAA Tournament victories over Vanderbilt and Ohio State, respectively.

In his final two seasons at Siena, he coached the Saints to back-to-back 27-win campaigns and boasted a combined 39-3 (.929) record against MAAC opponents, which included MAAC Tournament contests.

McCaffery began his coaching career as an assistant at Penn (1982-83) and Lehigh (1983-85). After three seasons as head coach at Lehigh, he spent 11 seasons as an assistant at Notre Dame (1988-99).

McCaffery played basketball at Wake Forest his freshman year (1977-78) and concluded his playing career at Penn his final three seasons (1979-82).

He earned his B.S. degree in Economics from The Wharton School (Penn) in 1982. McCaffery also earned a Master of Education from Lehigh in 1985.



COACHING HONORS

NABC District I Coach of the Year, 2009-10
MAAC Coach of the Year, 2008-09

HEAD COACHING EXPERIENCE

Lehigh (1985-88):49-39 (.557); 8-6 (.571) League
UNC-Greensboro (1999-05).....90-87 (.508); 49-47 (.510) League
Siena (2005-10)112-51 (.687); 68-22 (.756) League
Iowa (2010-present):241-161 (.599); 115-110 (.511) League

THE McCAFFERY FILE

Born: May 23, 1959
Hometown: Philadelphia, Pennsylvania
High School: LaSalle, 1977
College: B.S. in Economics, The Wharton School (Penn), 1982
Master of Education, Lehigh, 1985
Family: Wife, Margaret
Sons, Connor, Patrick and Jonathan Francis
Daughter, Marit Katherine
Brother, Jack (sportswriter in Philadelphia area)

Coaching Honors

MAAC Coach of the Year, 2009
NABC District I Coach of the Year, 2009-10

Coaching History (39 years)

1983 Assistant Coach, Penn
1984-85 Assistant Coach, Lehigh
1985-88 Head Coach, Lehigh
1988-99 Assistant Coach, Notre Dame
1999-05 Head Coach, UNC-Greensboro
2005-10 Head Coach, Siena
2010-present Head Coach, University of Iowa

Coaching Chart

Overall (26 seasons): 493-338 (.593)
At Iowa (12 seasons): 242-161 (.600)
At Siena (five seasons): 112-51 (.688)
At UNCG (six seasons): 90-87 (.508)
At Lehigh (three seasons): 49-40 (.551)
NCAA Tournament (10 appearances*): 6-9
NIT (four appearances): 6-4

**McCaffery is the first coach to bring three different programs from one-bid leagues to the NCAA Tournament (conferences that sent just one team the year his program advanced).*

McCaffery in Postseason Play

1988 NCAA Tournament -- Lehigh
1989 NCAA Tournament -- Notre Dame
1990 NCAA Tournament -- Notre Dame
1992 NIT -- Notre Dame
1997 NIT -- Notre Dame
2001 NCAA Tournament -- UNC-Greensboro
2002 NIT -- UNC-Greensboro
2008 NCAA Tournament -- Siena
2009 NCAA Tournament -- Siena
2010 NCAA Tournament -- Siena
2012 NIT -- Iowa
2013 NIT -- Iowa
2014 NCAA Tournament -- Iowa
2015 NCAA Tournament -- Iowa
2016 NCAA Tournament -- Iowa
2017 NIT -- Iowa
2019 NCAA Tournament -- Iowa
2020 NCAA Tournament postponed (COVID-19)
2021 NCAA Tournament -- Iowa
2022 NCAA Tournament -- Iowa

Playing Experience

Wake Forest, 1977-78
Penn, 1979-82



Big Ten Standings/Schedule

Team	Big Ten	Pct.	Overall	Pct.
Illinois	15-5	.750	22-9	.710
Wisconsin	15-5	.750	24-7	.774
Purdue	14-6	.700	27-7	.794
Rutgers	12-8	.600	18-13	.581
IOWA	12-8	.600	26-9	.743
Ohio State	12-8	.600	19-11	.633
Michigan State	11-9	.550	22-12	.647
Michigan	11-9	.550	17-14	.548
Indiana	9-11	.450	20-13	.606
Maryland	7-13	.350	15-17	.469
Penn State	7-13	.350	14-17	.452
Northwestern	7-13	.350	15-16	.484
Nebraska	4-16	.200	10-22	.328
Minnesota	4-16	.200	13-17	.433

NCAA TOURNAMENT

Tuesday, March 15

(12) Indiana vs. (12) Wyoming, 8:10 p.m.

Wednesday, March 16

(11) Notre Dame vs. (11) Rutgers, 8:10 p.m.

Thursday, March 17

(11) Michigan vs. (6) Colorado State, 11:15 a.m.

(5) Iowa vs. (12) Richmond, 2:10 p.m.

Friday, March 18

(7) Ohio State vs. (11) Loyola-Chicago, 11:15 a.m.

(3) Purdue vs. (14) Yale, 1 p.m.

(4) Illinois vs. (13) Chattanooga, 5:50 p.m.

(7) Michigan State vs. (10) Davidson, 8:40 p.m.

(3) Wisconsin vs. (14) Colgate, 8:50 p.m.

All times are central

National Rankings

AP Poll

March 13

- Gonzaga
- Arizona
- Kansas
- Baylor
- Tennessee
- Villanova
- Kentucky
- Auburn
- Duke
- Purdue
- UCLA
- Texas Tech
- Providence
- Wisconsin
- Houston
- IOWA**
- Arkansas
- Saint Mary's
- Illinois
- Murray State
- Connecticut
- USC
- Boise State
- Colorado State
- Texas

USA Today Poll

March 13

- Gonzaga
- Arizona
- Kansas
- Baylor
- Villanova
- Kentucky
- Auburn
- Tennessee
- Purdue
- Duke
- Texas Tech
- UCLA
- Providence
- Wisconsin
- Houston
- Saint Mary's
- Illinois
- Arkansas
- IOWA**
- Murray State
- Connecticut
- USC
- Boise State
- Virginia Tech
- Texas

2021-22 IOWA CAPTAINS

Iowa captains are Jordan Bohannon and Connor McCaffery.

ALL-TIME SERIES RECORDS

Iowa and Richmond will meet for the first time on Thursday.

The Hawkeyes are 23-13 (.638) against current members of the Atlantic 10 Conference. Iowa last played a team from the Atlantic 10 in the 2015 NCAA Tournament, bouncing No. 10 seed Davidson (83-52) in the first round in Seattle, Washington.

RECORD BREAKERS

The Hawkeyes put together one of the most dominating runs in Big Ten Tournament history, breaking six team single Big Ten Tournament records last week: total points (351); field goals made (123); field goal attempts (245); 3-point field goals made (48); 3-point field goal attempts (111); and assists (75).

In Iowa's second round victory over Northwestern, the Hawkeyes broke four Big Ten Tournament records: total points (112); 3-pointers made (19); field goals made (43); and margin of victory (36). Iowa also broke/tied eight team records in a Big Ten Tournament game in the victory over the Wildcats: total points (112); points in a half (64); field goals (43); 3-pointers made (19); 3-point attempts (29); field goal percentage (.614); 3-point field goal percentage (.655); and assists (25).

Iowa broke another school Big Ten Tournament game record in its quarterfinals triumph over Rutgers, sinking 92.6 percent (25-of-27) from the foul line.

All-American Keegan Murray broke the record for most points (103) and field goals made (38) in a single Big Ten Tournament, surpassing the previous mark of 92 points and 34 field goals made by Ohio State's Duane Washington Jr. in 2021.

BIG TEN TOURNAMENT NOTEABLES

Other than the numerous team and individual records broken, there were plenty of highlights during Iowa's four days to a championship.

- Iowa rallied from double-digit first-half deficits in its quarterfinals and semifinals wins (10, Rutgers and 12, Indiana).
- Jordan Bohannon drained a game-winning 3-pointer with 1.1 seconds remaining to lift Iowa to a 77-74 win over Indiana in the semifinals. The sixth-year senior made three of his four triples over the final 2:30 against the Hoosiers.
- All-American Keegan Murray tallied a game-best 32 points, bolstered by shooting a blistering 8-of-10 from 3-point range, and pulled down a team-best nine rebounds in the win over Indiana.
- Trailing by six (71-65), Iowa outscored the Hoosiers 15-6 over the final 3:27.
- Iowa made 77 percent (57-of-74) of its free throw attempts in the four games. The Hawkeyes missed only four combined free throws versus Rutgers and Indiana (35-of-39, .897). Iowa made its first 22 attempts from the charity stripe versus the Scarlet Knights.
- Bohannon became just the third Hawkeye to score 2,000 points when he reached the milestone against Rutgers. He has scored in double figures 100 times in his career.
- Murray surpassed 2021 National Player of the Year Luka Garza's single-season scoring record on March 11 versus the Scarlet Knights.
- All 14 players scored in Iowa's 36-point victory over Northwestern in the second round.
- The Hawkeyes drained a staggering 19 3-pointers against Northwestern. Ten different Hawkeyes made at least one 3-pointer against the Wildcats.
- Iowa tallied 64 first-half points against Northwestern, the most the Hawkeyes scored in a half (first or second) this season.

MURRAY REACHES 1,000 CAREER POINTS

Sophomore Keegan Murray raised his career scoring total to 1,025 points on Saturday. He is just the fifth Hawkeye to reach over 1,000 career points in their first two seasons, joining Sam Williams, John Johnson, Fred Brown and Reggie Evans. Murray is the 51st Hawkeye with 1,000 career points.

IOWA HISTORY

Iowa has played 2,907 games since beginning basketball in 1902. Iowa's overall record is 1,718-1,189 (.591). Iowa's 1,718 wins are 36th most among Division I programs. That includes a 1,097-377 (.744) record in home games, a 621-812 (.433) record in contests away from Iowa City, an 814-813 (.501) mark in Big Ten games and a 501-151 (.768) record in Carver-Hawkeye Arena.



SCOUTING RICHMOND

- Richmond defeated Davidson in the Atlantic 10 championship game (64-62) to earn the automatic qualifier bid into the NCAA Tournament. The Spiders outscored the top-seeded Wildcats 7-0 over the final 70 seconds to earn their 10th NCAA Tournament appearance in school history.
- Richmond entered the A-10 Tournament as the No. 6 seed and strung together wins against No. 11 Rhode Island, No. 3 VCU, and No. 2 Dayton before beating top-seeded Davidson.
- The Spiders hold a 1-2 record in Quad 1 games, and a 6-9 record in Quad 2, with their only additional loss outside of the first two quadrants coming back in December.
- The Spiders rank between 71-83 in the predictive metrics of the NET, KenPom, BPI, and Sagarin. The team's highest metric comes in the results-based KPI where they are 52nd, and their lowest is 91st in Torvik's predictive metric.
- Richmond's offense ranks 68th in the country, according to KenPom, and they are top 10 in the nation in turnover percentage at 14.4 percent.
- Former Hawkeye Darius Stokes (2011-14) is the video coordinator on Richmond's staff.
- Richmond is 5-3 on neutral courts this year.
- Tyler Burton is the team's leading scorer and rebounder at 16.3 PPG and 7.7 RPG. Burton also leads the team in 3-PT% at .377.
- Grant Golden and Jacob Gilyard each average double-digits scoring at 14.1 and 13.3, respectively. They were both named to the A-10 All-Championship team, with Gilyard earning Most Outstanding Player.
- Richmond's last NCAA Tournament appearance came in 2011, when it won the A-10, entered as a 12 seed, and made a Sweet Sixteen run before losing to No. 1 seed Kansas in the Southwest Region.
- Chris Mooney has been the head coach at Richmond since 2005-06 and is the winningest coach in program history. This will be Mooney's third time taking the Spiders to the NCAA Tournament (2010, 2011, 2022).

STAT OF THE WEEK

Big Ten players with 23+ ppg, 8+ rpg, and 55+% field goal percentage since 1970-71:

1970-71 to 2019-20 (50 seasons)

Mychal Thompson (MINN): 1975-76

Alan Henderson (IND): 1994-95

2020-21 to 2021-22 (2 seasons)

Luka Garza (IOWA): 2020-21

Keegan Murray (IOWA): 2021-22

McCAFFERY CLIMBING WINS CHART

Fran McCaffery and the Hawkeyes have reached 20 wins eight of the last 10 seasons. McCaffery and Tom Davis (10) are the only Iowa coaches to win 20 or more games in at least eight seasons.

Iowa won its 26th game of the season on Sunday versus ninth-ranked Purdue in the Big Ten Tournament Championship, the second most victories in school history (30 in 1987).

Among Iowa's head basketball coaches, McCaffery ranks second in tournament appearances behind Davis (9). Davis is Iowa's all-time winningest coach, while McCaffery is second.

IOWA IN BIG TEN STATISTICS

Category	All Games		Conf Only		NCAA	
	Stat	Rank	Stat	Rank	Stat	Rank
Turnover Margin	+4.5	1st	+4.9	1st	+4.5	7th
Steals	7.4	1st	7.3	1st	7.4	85th
Assist/TO Ratio	1.75	1st	1.6	1st	1.75	1st
Scoring Offense	83.8	1st	79.6	1st	83.8	4th
Scoring Margin	+12.5	1st	+6.9	1st	+12.5	11th
Assists	16.1	2nd	14.5	5th	16.1	20th
Free Throw %	.749	3rd	.706	11th	.749	64th
3-Pt. FG Per Game	9.3	1st	8.8	T1st	9.3	26th
Blocked Shots	4.4	4th	4.3	4th	4.4	53rd
Field Goal %	.464	4th	.444	8th	.464	51st
3-Pt. Field Goal %	.368	4th	.358	6th	.368	40th
3-PT FG Defense	.329	5th	.350	8th	.329	153rd
Rebound Margin	+1.3	9th	-1.8	10th	+1.3	150th
FG% Defense	.438	10th	.446	8th	.438	202nd
Scoring Defense	71.3	13th	72.7	11th	71.3	237th

Category	Player	All Games		NCAA	
		Stat	Rank	Stat	Rank
FG%	Keegan Murray	.555	5th	.555	32nd
Rebounding	Keegan Murray	8.6	3rd	8.6	36th
Scoring	Keegan Murray	23.6	1st	23.6	4th
Steals	Joe Toussaint	1.46	6th	1.46	217th
	Keegan Murray	1.29	9th	1.29	334th
Assists	Joe Toussaint	3.2	13th	3.2	274th
FT Percentage	Keegan Murray	.741	12th	.741	286th
3-pointers	Jordan Bohannon	2.54	4th	2.54	83rd
Blocked Shots	Keegan Murray	1.97	4th	1.97	45th
	Kris Murray	0.91	9th	0.91	245th
Assist/TO Ratio	Joe Toussaint	2.35	6th	2.35	35th
FT Made	Keegan Murray	137	5th	137	46th
Double-Doubles	Keegan Murray	10	3rd	10	45th

NUMBER OF THE WEEK -- 3

Iowa is seeking to become the first school to have a men's basketball player lead the Big Ten in scoring three straight seasons since Purdue from 1968-70.

Iowa's Luka Garza led the conference in scoring average in 2020 (26.2 ppg) and 2021 (21.9 ppg). Keegan Murray leads the league this season, averaging 23.6 points per game in all games. Murray finished the 20-game league schedule as the Big Ten's leading scorer, averaging 22.8 points per contest.

Purdue legend Rick Mount led the Big Ten in scoring in 1968 (29.7 ppg), 1969 (35.2 ppg), and 1970 (39.4 ppg).

IOWA'S STATISTICAL COMPARISONS

	All Games	Big Ten	Home Games	Away Games	Iowa Wins	Iowa Losses
Record	26-9	12-8	15-3	11-6	26-0	0-9
Points	83.8	79.6	87.3	80.1	88.2	71.1
Opp. Pts	71.3	72.7	68.6	74.1	68.9	78.1
FG%	.464	.444	.468	.460	.491	.389
FG Def.	.438	.446	.417	.460	.433	.452
3-PT%	.368	.358	.363	.374	.393	.290
3-pt. Def.	.329	.350	.317	.346	.325	.342
FT%	.749	.706	.791	.699	.769	.690
REB	37.2	36.3	39.5	34.8	38.7	33.1
AST	16.1	14.5	16.7	15.4	17.0	13.4
TO	9.2	8.8	9.1	9.2	9.2	9.0
STL	7.4	7.3	8.3	6.4	7.8	6.3
BLK	4.4	4.3	4.7	4.0	4.5	4.1



IOWA SIGNS 2 PREP STANDOUTS

JOSH DIX // G, 6-5, 190 // Council Bluffs, Iowa (Council Bluffs High School)

- Three-year team captain
- Two-time first-team all-conference selection and City Player of the Year
- Third team all-state as a sophomore and first-team all-state as a junior
- Shot 50 percent or better from the field his first three seasons of prep basketball
- Averaged a team-best 19.4 points, 7.2 rebounds, 4.3 assists as a junior
- Shot at 54 percent from the field, 38 percent from 3-point range, and 73 percent from the foul line as a junior
- Surpassed 1,000 career points last season
- Averaged 17.5 points, 5.1 rebounds as a sophomore and 10.2 points per contest as a freshman
- Three-time academic all-conference honoree

FRAN McCAFFERY ON JOSH DIX

"Josh is incredibly versatile. He can play multiple positions. He has a great frame. Josh is good with the ball in his hands finding people and getting to the rim. He's physical defensively and is an excellent rebounder for his position. Josh is a winning player. We are really excited about him."

DASONTE BOWEN // G, 6-3, 165 // Boston, Massachusetts (Brewster Academy)

- Ranked No. 91 in the ESPN Top 100 for the Class of 2022
- Averaged 15.2 points, 3.6 rebounds, 2.6 assists, and 1.4 steals while shooting 52.7 percent from the field, 47.4 percent from 3-point range, and 90 percent from the foul line this past summer playing EYBL
- Netted 37 points and seven assists in a game as a sophomore at Worcester Academy
- All-NEPSAC first team honoree as a sophomore
- Played with Hawkeye sophomore Josh Ogundele at Worcester Academy in 2020

FRAN McCAFFERY ON DASONTE BOWEN

"Dasonte is creative and fearless on the basketball court. He has incredible vision and makes plays. Dasonte can step back and hit the three, but he is constantly attacking the defense. He can rebound and score a variety of ways. He is an incredibly unselfish player. We are excited to welcome him to the Hawkeye family."

KEEGAN MURRAY ONE OF THE NATION'S BEST

Keegan Murray has been selected to the Wooden Award National Ballot (semifinalist), Naismith Trophy Semifinalist, Lute Olson National Player of the Year Award Midseason List, Karl Malone Power Forward of the Year Award Finalist, *Sporting News* First Team All-America, NABC All-District First Team, Big Ten Player of the Week six times this season (Nov. 22; Dec. 20; Jan. 3; Feb. 14; Feb. 28; March 7), and the Naismith Trophy Player of the Week (Feb. 14).

Iowa has had a player named a Wooden Award National Semifinalist three straight years and four of the last seven. Former Hawkeye Luka Garza earned the 2021 John R. Wooden Award and was a finalist in 2020, while Jarrod Uthoff was a semifinalist in 2016. Garza was also the recipient of the 2021 Lute Olson Award.

Murray joins Ohio State's Evan Turner (7 in 2009-10) and Purdue's Caleb Swanigan (6 in 2016-17) as the only players since the Big Ten weekly award was introduced prior to the 1981-82 season to earn six or more weekly honors in a single season.

Murray, who is the program's first sophomore to be voted to the All-Big Ten First Team since Ronnie Lester in 1978, became Iowa's single-season scoring leader with 801 points after totaling a single Big Ten Tournament record 103 points in four days last weekend.

Murray has totaled 25 points or more an NCAA-best 16 times this year. He is also the only Hawkeye underclassman (freshman or sophomore) with five 30+ performances in a single season.

Murray averaged 7.2 points per game last year and is averaging 23.6 this season (+16.4). The last Big Ten player to increase his scoring by 16 points per game from one season to the next was Illinois' Rick Schmidt, who went from 3.8 ppg in 1972-73 to 21.4 ppg in 1973-74 (+17.6).

Murray, who has posted a team-leading 10 double-doubles this season, combined for 65 points in two games against Maryland. He amassed 35 points and eight rebounds on Jan. 3 and tallied 30 points on 12-of-14 shooting from the field and 4-of-7 from the foul line and grabbed seven rebounds at Maryland on Feb. 10.

Murray poured in a game and career-best 37 points, six rebounds, and a game bests in steals (3) and blocks (2) against Nebraska on Feb. 13. The 37 points are believed to be the third most by any men's basketball player in Carver-Hawkeye Arena's 39-year history (45 by Brian Quinnett of Washington State in 1986; 41 by Iowa's Luka Garza in 2020).

Murray is the first Hawkeye to score 30+ points in back-to-back Big Ten games since Matt Gatens 10 years ago in 2012 (30 vs. Indiana and 33 vs. Wisconsin).

Murray exploded for a then career-best 35 points versus Utah State. He scored 18 straight Iowa points spanning 6:08 in the first half. Murray was six points from the Sanford Pentagon record.

Murray had a historic stat line against N.C. Central, registering 27 points, 21 rebounds, and four blocks. He became the fourth Hawkeye over the last five decades, and first since 1977, to score 20+ points and grab 20+ rebounds.

Murray posted game bests in points (29), rebounds (10), and blocks (3), while also dishing out three assists in Iowa's win over Western Illinois. He shot a blistering 65 percent from the field, making 13-of-20 attempts.

3 HAWKEYES GARNER POSTSEASON ALL-BIG TEN RECOGNITION

Keegan Murray is a unanimous first team selection by both the media and coaches, marking the third straight season a Hawkeye has been a unanimous first team selection (Luka Garza in 2020 and 2021). Murray was also tabbed a unanimous first-team all-conference honoree by the Associated Press. Jordan Bohannon earned honorable mention recognition, while Patrick McCaffery is the recipient of Iowa's Big Ten Men's Basketball Sportsmanship Award.

Head coach Fran McCaffery has coached a first-team All-Big Ten honoree in seven of the last nine seasons, the most over a nine-year span since 1944-52. Murray joins Devyn Marble (2014), Aaron White (2015), Jarrod Uthoff (2016), Peter Jok (2017), and Garza (2020 and 2021) as first team selections.

Murray (6-foot-8, 225 pounds) ranks first in the country in Player Efficiency Rating (38.5); fourth in points per game (23.6); 29th in field goal percentage (.555); 39th in blocks per contest (2.0); and 46th in double-doubles (10). His 23.6 points per game average is tops among players from a major conference.

Bohannon has earned postseason conference recognition for a fifth time, earning third team accolades as a junior, honorable mention honors three times, and voted to the All-Freshman Team in 2017. He ranks second on the team in points per game (11.1) and assists (1.77), and first in 3-pointers per game (2.54).

McCaffery ranks third on the team in points per game (10.3), and fourth in rebounds (3.6) and blocks (0.5) per contest. The Iowa City native has been playing his best basketball the past month. He has netted double figures in scoring 10 of the last 17 games played.



BOHANNON JOINS SIBLINGS IN WINNING A TOURNAMENT TITLE

Jordan Bohannon became the third Bohannon sibling to win a basketball conference tournament title.

Matt and the Northern Iowa Panthers won the Missouri Valley Tournament title his redshirt senior year in 2016.

Jason and the Wisconsin Badgers won the Big Ten Conference Tournament championship as a sophomore in 2008.

Zach did not win a conference tournament title, but Zach and the Wisconsin Badgers advanced to the 2014 Final Four.

TWICE AS NICE

Sophomores Keegan and Kris Murray rank first and fourth, respectively, in team scoring. Keegan averages 23.6 points, while Kris averages 9.9 points. Keegan also ranks first on the squad in rebounds per game (8.6), blocks per game (2.0), and free throws made (137), while Kris ranks second on the squad in blocks per contest (0.9), 3-point accuracy (.406, 43-of-106), and third in rebounds (4.2).

Keegan is a phenomenal finisher around the rim, hitting 62 percent on 2-point tries and he is second on the team in 3-point accuracy (40.5 percent).

Kris is averaging 10 points and 4.3 rebounds in 18 minute per game, while ranking fourth on the team with 26 steals. He is averaging 22.1 points and 9.7 rebounds per 40 minutes played this year.

JORDAN BOHANNON HOLDS 5 IOWA RECORDS

Jordan Bohannon, competing in his sixth season, is the program's career leader in four statistical categories: assists (701), 3-pointers made (453), games played (178), and free throw percentage (.887, 370-417). He sank a school and Xfinity Center record 10 3-pointers at Maryland on Feb. 10, 2022. The 10 triples were one shy of tying the Big Ten record. His 453 triples are the most in Big Ten history and 190 more than any other Hawkeye.

He has made 89 treys this season, second most in the Big Ten.

Bohannon (178) is the NCAA all-time leader in career games played. He is fourth in the NCAA with 453 career 3-point field goals made. The 453 triples are the second most by a player from a major conference (457 by Duke's J.J. Reddick). He ranks third in career scoring at Iowa (2,027) and sixth in field goals made (602).

In four games at the B1G Tournament, he averaged 13 points a game, shooting 45.5 percent from the field, 43.3 percent from

three-point range and 90 percent from the foul line. He connected on the game-winning three-point basket with 1.1 seconds remaining in the semifinal win over Indiana. He was one of two Hawkeyes named to the all-tournament team.

Bohannon, an honorable mention all-conference honoree in 2021 and 2022, is the only Division I player over the last 25 years to make 75+ 3-pointers in five seasons.

Bohannon ranked first in the league in 3-point accuracy (.394) and second in 3-pointers made per game (2.58) in 2021. He was second in the conference in assist-to-turnover ratio (3.07) and fourth in assists per contest (4.4).

He is the only Division I player to amass more than 700 assists and 450 3-pointers.

Bohannon is one of only three Hawkeyes to post four 100-assist seasons (Jeff Horner, Dean Oliver). He has accumulated seven points-assists double-doubles, the most in school history. Bohannon registered a school-record eight games with 10 or more assists.

HAWKEYE FASTBREAKS

- Iowa is making its 28th NCAA Tournament appearance, only 15 schools playing in this tournament have competed in more. The Hawkeyes are the overall 20th seed.
- Eight of Iowa's nine losses during the regular season came to teams who qualified for the NCAA Tournament.
- The Big Ten matched its highest number of teams to qualify for an NCAA Tournament with nine. The conference also sent nine a year ago.
- Iowa has been ranked seventh or better in its last five NCAA Tournament appearances: No. 7 seed in 2015, 2016 and 2019; No. 2 seed in 2021 and No. 5 seed in 2022.
- Iowa has been a top five seed in the last three B1G Tournaments.
- The Hawkeyes are a perfect 20-0 this season when outrebounding their opponents and 12-0 when Iowa shoots 50 percent or better from the field.
- Iowa has won 10 or more Big Ten games seven of the last eight seasons.
- Iowa scored 700 points over an eight game stretch from Feb. 10 to March 3 (87.5 ppg). That is the most points by any team in an eight-game span of Big Ten play since 1995, when the Hawkeyes themselves had 709 in eight games from Feb. 9 to March 8.

LAST 14 GAMES STATISTICS (12-2)

No.	Player	Total			3-Point			F-Throw		Rebounds				Other				PTS		AVG		
		GP-GS	MIN	AVG	FG-FGA	FG%	3FG-3FGA	3FG%	FT-FTA	FT%	OFF	DEF	TOT	AVG	PF	DQ	A	TO	BLK		STL	
15	MURRAY, Keegan	14-14	473:13	33.8	132-236	.559	34-69	.493	57-81	.704	39	89	128	9.1	25	0	28	14	26	16	355	25.4
3	BOHANNON, Jordan	14-14	395:11	28.2	50-115	.435	44-102	.431	35-39	.897	3	20	23	1.6	17	0	30	18	0	13	179	12.8
24	MURRAY, Kris	14-0	252:22	18.0	47-97	.485	17-41	.415	17-27	.630	15	39	54	3.9	40	1	12	11	10	10	128	9.1
22	MCCAFFERY, Patrick	12-12	262:44	21.9	42-98	.429	8-30	.267	15-24	.625	12	33	45	3.8	8	0	16	10	7	4	107	8.9
11	PERKINS, Tony	14-14	291:59	20.9	47-97	.485	9-20	.450	18-27	.667	18	30	48	3.4	19	0	35	12	1	12	121	8.6
20	SANDFORT, Payton	13-0	147:06	11.3	27-55	.491	14-32	.438	4-4	1.000	10	27	37	2.8	12	0	7	9	1	1	72	5.5
0	REBRACA, Filip	14-14	292:45	20.9	28-60	.467	0-1	.000	14-19	.737	29	38	67	4.8	32	0	14	14	8	5	70	5.0
30	MCCAFFERY, Connor	13-2	244:14	18.8	16-34	.471	14-31	.452	5-6	.833	7	23	30	2.3	23	0	27	5	0	3	51	3.9
13	ASH, Austin	6-0	26:47	4.5	6-13	.462	5-10	.500	4-6	.667	0	5	5	0.8	1	0	5	2	0	0	21	3.5
2	TOUSSAINT, Joe	14-0	193:53	13.8	16-45	.356	2-16	.125	7-8	.875	3	12	15	1.1	20	0	33	14	1	17	41	2.9
4	ULIS, Ahron	13-0	146:54	11.3	12-33	.364	1-4	.250	7-12	.583	5	18	23	1.8	10	0	16	10	0	6	32	2.5
23	OGUNDELE, Josh	7-0	39:35	5.7	6-11	.545	0-0	.000	0-3	.000	4	5	9	1.3	7	0	0	5	0	2	12	1.7
25	LAKETA, Luc	5-0	11:30	2.3	1-2	.500	1-2	.500	0-0	.000	0	1	1	0.2	1	0	0	2	0	1	3	0.6
44	MULVEY, Riley	6-0	21:47	3.6	1-4	.250	0-2	.000	0-0	.000	0	0	0	0.0	2	0	0	0	3	0	2	0.3
Team											22	21	43				8					
Total		14	2800		431-900	.479	149-360	.414	183-256	.715	167	361	528	37.7	217	1	223	134	57	90	1194	85.3
Opponents		14	2800		380-859	.442	100-296	.338	144-200	.720	150	333	483	34.5	231	3	211	166	55	76	1004	71.7

- The Hawkeyes have had scoring runs of 10-0 or more a combined 26 times in 35 games.
- Sophomore Keegan Murray has totaled 25 points or more an NCAA-best 16 times this season. Murray is also the only Hawkeye underclassman (freshman or sophomore) with five 30+ performances in a single season.
- The Hawkeyes notched at least one victory over Michigan, Michigan State, Ohio State, and Indiana for the first time in the same season since 2006.
- Iowa is 130-28 when scoring 80 points or more, the last 12 seasons. The Hawkeyes are 91-3 when holding opponents to fewer than 61 points, the last 12 years.
- Jordan Bohannon (124) and Connor McCaffery (105) rank second and fifth, respectively, in career wins among active Big Ten players.
- Iowa went 7-1 during the month of February, its most wins in February since winning all eight February contests in 1981.
- The Hawkeyes posted three regular season sweeps over Big Ten opponents this season. Iowa swept Maryland, Minnesota and Nebraska. Iowa notched single-play wins over Indiana, Michigan State, Northwestern, and Ohio State.
- Kris and Keegan Murray lead the squad in 3-point accuracy. Keegan has made 40.6 percent (43-of-106) of his attempts, while his brother Kris is second (.405, 66-of-163). Keegan made a combined 11-of-18 (.611) in the Big Ten Tournament semifinals and championship.
- The Hawkeyes advanced to the Big Ten Tournament Championship game for the fourth time and captured their third tournament title in program history (2001, 2006, 2022, lost in 2002).
- Iowa joins Michigan State as the only schools to have their football, men's basketball, and women's basketball teams compete in the Big Ten Conference Championship all in the same season since the football championship game was introduced (2011-12).
- Iowa has been making the most of its trips to the foul line. The Hawkeyes are shooting 75.1 percent from the foul line, which ranks fifth in the Big Ten and 73rd nationally. Iowa's 488 free throw makes are tops in the Big Ten and 33rd most in the NCAA. Iowa made its first 22 free throw attempts in the tournament win over Rutgers and ended the game 25-27, setting an Iowa tournament record for accuracy.
- Iowa's Keegan Murray (7 games this season) and Luka Garza (19 in a row) are the only two Big Ten men's basketball players to have scored 20+ points in seven straight games over the last decade.
- Jordan Bohannon (30) and Keegan Murray (30) became the first Hawkeye duo to score 30+ points in the same game (at Maryland) since Bruce King (36) and Scott Thompson (30) at Michigan on Jan. 31, 1976.
- The Hawkeyes boasted a 15-3 record in home games this season. Iowa has won 14+ home contests each of the last four years.
- Keegan Murray and Kansas State's Michael Beasley (2007-08) are the only two players from a major conference to score 24+ points in each of their first five games of the season over the last 15 years. He is one of three Big Ten players since the 2002-03 season with six consecutive 20-point games to start the season.
- Iowa posted school single-game records in 3-pointers made (20) and attempted (44) against Alabama State on Nov. 18, besting the previous records of 19-of-43 against Savannah State on Dec. 22, 2018. Iowa's 20 3-pointers made equals the Carver-Hawkeye Arena record (20 by Purdue on Jan. 20, 2018).
- The Hawkeyes topped the century mark in three of their first five games (Longwood, Alabama State, Western Michigan). The last time an Iowa team scored 100+ points in three of its first five games was the start of the 1997-98 season.
- Iowa is the only Division I program with two sets of brothers on the 2021-22 roster, with one being identical twins. Connor and Patrick McCaffery are two years apart, while Keegan and Kris Murray are identical twins. The Murray twins are one of five twins on Division I rosters this season (Arizona State, San Diego State, SIUE, and Wisconsin).
- Iowa has won three straight games over Michigan State, dating back to 2021; that is the longest win streak over the Spartans since 2006. The Hawkeyes have defeated the Spartans by a combined 56 points in its last two victories -- 88-58 on Feb. 13, 2021, in East Lansing and 86-60 on Feb. 22, 2022. The 26-point victory is the largest margin in Iowa City since 1996 (83-47).
- Virginia has allowed 75+ points at home only six times under head coach Tony Bennett. Iowa has accounted for two of those six (75 in 2021 and 75 in 2013).
- At Virginia and versus Illinois, the Hawkeyes committed a season-low four turnovers, tying the third fewest total in a single-game in the Fran McCaffery era. The four turnovers against the Cavaliers are the fourth lowest in any Big Ten/ACC Challenge game.
- The Hawkeyes have won seven of their last nine, including four straight, Big Ten/ACC Challenge games.
- Iowa has qualified for six NCAA tournaments over the last eight completed seasons (2014-16, 2019, 2021) and nine postseason tournaments over the last 10 completed seasons (6 NCAA; 3 NIT).
- Florida State has won an NCAA-record 13 straight overtime games, dating back to January, 2018. The last team to beat the Seminoles in overtime was Iowa (78-75) on Dec. 2, 2015, in Iowa City. That game featured 21 lead changes.

STEALING THE ROCK

Iowa ranks first in the Big Ten and 81st nationally in steals per game (7.4). The last time a Hawkeye team led the conference in steals was during the 2016-17 season (8.1 per game). The Hawkeyes recorded 10 steals in wins over Northwestern and Michigan the last week of the regular season.

PATRICK McCAFFERY PLAYING HIS BEST BASKETBALL

Redshirt sophomore Patrick McCaffery, who is Iowa Men's Basketball's Big Ten Sportsmanship Award honoree, has been playing his best basketball the past month. McCaffery has netted double figures in scoring 10 of the last 17 games played. He did not play in Iowa's home win over Northwestern due to a hip injury but returned to play just over 18 minutes in the win at Michigan.

McCaffery scored a season-high 18 points and tied a career high with seven rebounds in Iowa's win over Minnesota on Feb. 6. McCaffery has made at least one 3-pointer in 11 of the last 17 games, including sinking three in both games against Penn State.

He added 13 points and five rebounds in a home loss to Michigan. He added seven points and five rebounds in Iowa's win at No. 18 Ohio State and five points and six rebounds in a win over Michigan State. He netted 10 points at Nebraska (Feb. 25). He also sat out Iowa's game at Illinois due to his hip injury and a non-COVID illness. He returned to the starting lineup and scored 10 points in the Big Ten Tournament win over Northwestern and scored 16 points in the semifinal victory over Indiana.



VALUING THE BASKETBALL

The Hawkeyes are tops in the country in assist-to-turnover ratio (1.75); fourth in fewest turnovers per game (9.2); and seventh in turnover margin (4.5).

Connor McCaffery has continued his mastery of limiting turnovers in 2021-22 with 62 assists and only 12 turnovers (one per 46.4 minutes played), boasting a robust 5.17 assist-to-turnover ratio. Joe Toussaint's 2.35 ratio is sixth best in the league and 35th nationally.

Iowa ranked first in the nation in assist-to-turnover ratio (2.02) last season. The Hawkeyes had two players ranked high nationally in assist-to-turnover ratio. Connor McCaffery was fourth in the country with a 3.73 ratio (112 assists; 30 turnovers), while Jordan Bohannon was 13th with a 3.07 ratio (135 assists; 44 turnovers).

IOWA VS. RANKED TEAMS

Iowa is 2-5 against ranked opponents this season. The Hawkeyes beat No. 18 Ohio State in Columbus (75-62) and ninth-ranked Purdue in the Big Ten Tournament Championship (75-66). Iowa lost four of the five on the road at No. 2 Purdue (77-70), No. 17 Iowa State (73-53), No. 23 Wisconsin (87-78), and No. 20 Illinois (74-72).

The Hawkeyes won 15 games over ranked foes the previous two seasons, the most in the country.

Below are Iowa's most recent victories over nationally-ranked opponents:

At Home:	77-73 over 25th-ranked Wisconsin, 3/4/21 79-66 over 25th-ranked Rutgers, 2/10/21 86-71 over 16th-ranked Minnesota, 1/10/21 87-72 over 19th-ranked Northwestern, 12/29/20 93-80 over 16th-ranked North Carolina, 12/8/20
On the Road:	75-62 over 18th-ranked Ohio State, 2/19/22 73-57 over 4th-ranked Ohio State, 2/28/21 77-62 over 21st-ranked Wisconsin, 2/18/21 77-75 over 14th-ranked Rutgers, 1/2/21 59-57 over 21st-ranked Wisconsin, 3/2/17
Neutral Court:	75-66 over 9th-ranked Purdue, 3/13/22 72-61 over 12th-ranked Texas Tech, 11/28/19 79-72 over 22nd-ranked Cincinnati, 3/22/19 77-69 over 13th-ranked Oregon, 11/15/18

SPOTLIGHTING KEEGAN MURRAY'S DOMINATING EFFORT

Keegan Murray posted 27 points, 21 rebounds, four blocks, and two assists in Iowa's win over North Carolina Central on Nov. 16. He accomplished something that has not been done in over four decades by a Hawkeye.

Murray is the first Hawkeye to total 25+ points and 20+ rebounds in a game since Bruce King in 1977. King had 31 points and 21 rebounds vs. Ohio State in 1977.

Murray is one of four players over the last five decades to post a 20-20 game: Kevin Kunnert (24-23) vs. Illinois in 1972; Fred Haberecht (29-20) vs. Wisconsin in 1975; Bruce King (42-20) vs. Pittsburgh in 1976; Bruce King (31-21) vs. Ohio State in 1977.

The last Big Ten player to have a 20-20 performance was Purdue's Trevion Williams at Michigan on Jan. 9, 2020 (36-20).

Murray is the first Hawkeye since Greg Brunner in 2006 to grab 20+ rebounds in a game; Brunner had 23 against Minnesota on Jan. 18, 2006. Murray is the first major conference player with 27+ points, 21+ rebounds, and 4+ blocks since Kansas State's Michael Beasley versus Sacramento State on Nov. 9, 2007.

SPOTLIGHTING JORDAN BOHANNON'S RECORD PERFORMANCE

Jordan Bohannon added another school record to his collegiate resume on Feb. 10, 2022, at Maryland.

Bohannon drained a school-record 10 3-pointers, surpassing the school's 28-year record previously set twice by Chris Kingsbury (9) in 1994. His 16 3-point attempts tied a personal high (16 versus North Carolina in 2020).

The 10 triples are an Xfinity Center record and ties for second most by a Big Ten player ever. Bohannon's previous high was eight 3-pointers (at Maryland in 2017 and vs Nebraska in 2021).

Bohannon finished the contest with 30 points in 30 minutes, tying his career high (versus UAB on Nov. 22, 2017).

GUARD COMBINATION CONTRIBUTES

In addition to senior Jordan Bohannon scoring in double figures in 11 of the last 13 games, Iowa's guard combination of Tony Perkins, Joe Toussaint and Ahron Ulis played well during Iowa's 9-1 record in its last 10 contests.

That trio contributed 15 points, nine rebounds and three assists at No. 18 Ohio State, with just two turnovers in a combined 49 minutes of action.

Against Michigan State the trio added 12 points, seven rebounds, nine assists and just two turnovers in a combined 52 minutes.

Perkins had a career-best 20 points in the win at Nebraska, hitting 8-of-10 field goal attempts, and matching a career best with five boards. He also was credited with a personal-best five steals in the home win over Northwestern. In the win at Michigan, the group added 13 points, five rebounds, three assists and four steals.

Perkins continued his balanced play in the loss at Illinois, collecting his first career double-double with 17 points and 12 rebounds, along with five assists and a steal, with just one turnover in 34 minutes of action. He added 16 points and three assists in the tournament win over Rutgers, eight points and five assists in the semifinal win over Indiana, and 11 points, four assists, and four rebounds in the championship victory over No. 9 Purdue.

Playing in his hometown of Indianapolis, Perkins played a key role for the Hawkeyes in the Big Ten Tournament. In four games he averaged 10.3 points and three rebounds, with 18 assists and two steals.

KEEGAN MURRAY TABBED PRESEASON ALL-BIG TEN

Sophomore forward Keegan Murray was named to the 2021-22 All-Big Ten Team.

The Cedar Rapids, Iowa, native was one of only five players nationally -- and only bench player -- to amass 200 points, 35 blocks, 25 steals, and 15 3-pointers. He was the team's leading scorer (7.8) and rebounder (5.5) off the bench in conference play. Murray led Iowa in blocks 12 times and steals five times. The 6-foot-8 forward was second on the team in steals (26) and ranked 11th in the Big Ten in blocked shots per game (1.26). His 39 blocks tie for fourth most by a freshman in program history.

Murray totaled 13 points, seven rebounds, four blocks, three assists, and a steal in Iowa's first-round NCAA victory over Grand Canyon to become the first Hawkeye ever to stuff the stat sheet with those numbers in an NCAA Tournament contest.



LUKA GARZA'S NO. 55 FORMALLY RETIRED

The University of Iowa Athletics Department formally retired two-time National Player of the Year Luka Garza's No. 55 on Feb. 22.

Iowa also retired the jerseys of former Hawkeye greats Charles "Chuck" Darling, Roy Marble and Murray Wier.

Additionally, all other retired numbers and jerseys for the Iowa men's and women's basketball programs are now hanging from the Carver-Hawkeye Arena rafters.

Garza swept all major postseason men's basketball awards in 2021 (Wooden, Naismith, Associated Press, Oscar Robertson, NABC, Lute Olson, Sporting News) to become the program's first consensus National Player of the Year. Garza is Iowa's only two-time unanimous consensus first-team All-American and only recipient in program history of the Big Ten Jesse Owens Male Athlete of the Year.

He was named national player of the year by six national outlets in 2020, as well being a two-time honoree of the Kareem Abdul-Jabbar Center of the Year and Pete Newell Big Man of the Year.

RECENT GRADUATES PLAYING PROFESSIONAL BASKETBALL

A number of recent Iowa basketball graduates are playing professionally: Joe Wieskamp (NBA San Antonio Spurs), Luka Garza (NBA Detroit Pistons), Jarrod Uthoff (Japan), Devyn Marble (Israel), Tyler Cook (NBA Chicago Bulls), Anthony Clemmons (Italy), Gabriel Olaseni (Turkey), Ryan Kriener (Matsuyama), Bakari Evelyn (Germany), Peter Jok (France), Melsahn Basabe (Puerto Rico), and Aaron White (Serbia).

MARGARET McCAFFERY RECEIVES DISTINGUISHED AWARD

Margaret McCaffery, wife of head coach Fran McCaffery, received the American Cancer Society's distinguished St. George Award during last Sunday's game versus Nebraska in Iowa City.

The St. George Award is one of the highest volunteer honors of the American Cancer Society and is presented to outstanding volunteers nationwide who have made significant contributions to the American Cancer Society's strategic goals.

Margaret has served on the ACS National Board of Directors since 2018. Margaret, along with Fran, have been a champion for the Coaches vs. Cancer program and have raised significant funds to support American Cancer Society efforts, including more than \$4.5 million the past 20 years. In addition to their work with the American Cancer Society and Coaches vs. Cancer, the McCaffery's helped spearhead the launch of the new Adolescent and Young Adult (AYA) Cancer Program in Iowa City. The American Cancer Society awarded the McCafferys with the Fighting Spirit Award in 2015.

First conceived in 1949, the St. George National Award has been presented to more than 1,400 Society volunteers nationwide.

COACHING EXPERIENCE

Fran McCaffery has the most experienced coaching staffs in the country. The Iowa men's basketball staff has 75 years of combined collegiate head coaching experience and more than 125 years of collegiate coaching under their belts.

Coach	Years
Fran McCaffery _____	26 years
Kirk Speraw _____	20 years
Sherman Dillard _____	10 years
Billy Taylor _____	14 years
Al Seibert _____	5 years



IOWA'S NCAA TOURNAMENT HISTORY

- 27 NCAA Tournament appearances
- 31-29 all-time NCAA Tournament record
- 3 Final Four appearances (1955, 1956, 1980)
- Iowa has advanced to the Sweet 16 eight times, with its last Sweet 16 appearance coming in 1999
- Iowa has advanced to the Elite Eight four times, with its last Elite Eight appearance coming in 1987

IOWA NCAA TOURNAMENT RESULTS

1954-55, Mideast Region, Evanston, IL

Penn State	W	82-53
Marquette	W	86-81

Final Four, Kansas City, MO

LaSalle	L	73-76
Colorado	L	54-75

1955-56, Mideast Region, Iowa City, IA

Morehead State	W	97-83
Kentucky	W	89-77

Final Four, Evanston, IL

Temple	W	83-76
San Francisco	L	71-83

1969-70, Mideast Region, Columbus, OH

Jacksonville	L	103-104
Notre Dame	W	121-106

1978-79, Mideast Region, Bloomington, IN (#4 Seed)

Toledo	L	72-74
--------	---	-------

1979-80, East Region, Greensboro, NC (#5 Seed)

VCU	W	86-72
N.C. State	W	77-64

Philadelphia, PA

Syracuse	W	88-77
Georgetown	W	81-80

Final Four, Indianapolis, IN

Louisville	L	72-80
Purdue	L	58-75

1980-81, Midwest Region, Wichita, KS (#3 Seed)

Wichita State	L	56-60
---------------	---	-------

1981-82, West Region, Pullman, WA (#6 Seed)

Northeast Louisiana	W	70-63
Idaho	L	67-69 (OT)

1982-83, Midwest Region, Louisville, KY (#7 Seed)

Utah State	W	64-59
Missouri	W	77-63

Kansas City, MO

Villanova	L	54-55
-----------	---	-------

1984-85, West Region, Salt Lake City, UT (#8 Seed)

Arkansas	L	54-63
----------	---	-------

1985-86, Midwest Region, Minneapolis, MN (#11 Seed)

N.C. State	L	64-66
------------	---	-------

1986-87, West Region, Tucson, AZ (#2 Seed)

Santa Clara	W	99-76
Texas-El Paso	W	84-82

Seattle, WA

Oklahoma	W	93-91
UNLV	L	81-84

1987-88, West Region, Los Angeles, CA (#5 Seed)

Florida State	W	102-98
UNLV	W	104-86

Seattle, WA

Arizona	L	79-99
---------	---	-------

1988-89, East Region, Providence, RI (#4 Seed)

Rutgers	W	87-83
N.C. State	L	96-102 (2 OT)

1990-91, Midwest Region, Minneapolis, MN (#7 Seed)

East Tennessee State	W	76-73
Duke	L	70-85

1991-92, East Region, Greensboro, NC (#9 Seed)

Texas	W	98-92
Duke	L	62-75

1992-93, Southeast Region, Nashville, TN (#4 Seed)

Northeast Louisiana	W	82-69
Wake Forest	L	78-84

1995-96, West Region, Tempe, AZ (#6 Seed)

George Washington	W	81-79
Arizona	L	73-87

1996-97, West Region, Salt Lake City, UT (#8 Seed)

Virginia	W	73-60
Kentucky	L	69-75

1998-99, West Region, Denver, CO (#5 Seed)

UAB	W	77-64
Arkansas	W	82-72

Phoenix, AZ

Connecticut	L	68-78
-------------	---	-------

2000-01, East Region, Long Island, NY (#7 Seed)

Creighton	W	69-56
Kentucky	L	79-92

2004-05, Austin Region, Indianapolis, IN (#10 seed)

Cincinnati	L	64-76
------------	---	-------

2005-06, Atlanta Region, Auburn Hills, MI (#3 seed)

Northwestern State	L	63-64
--------------------	---	-------

2013-14, Midwest Region, Dayton, OH (#11 seed)

Tennessee	L	65-78 (OT)
-----------	---	------------

2014-15, South Region, Seattle, WA (#7 seed)

Davidson	W	83-52
Gonzaga	L	68-87

2015-16, South Region, Brooklyn, NY (#7 seed)

Temple	W	72-70 (OT)
Villanova	L	68-87

2018-19, South Region, Columbus, OH (#7 seed)

Cincinnati	W	79-72
Tennessee	L	77-83 (OT)

2019-20, NCAA Tournament - canceled due to the pandemic

2020-21, West Region, Indianapolis, IN (#2 seed)

Grand Canyon	W	86-74
Oregon	L	80-95



IOWA NCAA TOURNAMENT RECORDS

Individual

Points	36, Luka Garza vs. Oregon, 3/22/21 36, Bill Logan vs. Temple, 3/22/56
FG	15, Chad Calabria vs. Notre Dame, 3/14/70
FGA	31, John Johnson vs. Notre Dame, 3/14/70
3pt. FG	6, Dean Oliver vs. Kentucky, 3/17/01 6, B.J. Armstrong vs. Rutgers, 3/17/89
3pt. FGA	9, Adam Haluska vs. Northwestern St., 3/17/06 9, Dean Oliver vs. Kentucky, 3/17/01 9, Kent McCausland vs. Arkansas, 3/13/99 9, B.J. Armstrong vs. Rutgers, 3/17/89
FT	16, B.J. Armstrong, vs. Florida State, 3/18/88
FTA	20, B.J. Armstrong vs. Florida State, 3/18/88
Rebounds	18, Bill Schoof vs. Temple, 3/22/56
Assists	10, Andre Woolridge vs. Virginia, 3/13/97 10, B.J. Armstrong vs. Oklahoma, 3/20/87
Blocks	8, Acie Earl vs. Duke, 3/21/92
Steals	5, Chris Street vs. East Tennessee St., 3/14/91 5, Steve Carfino vs. Utah State, 3/17/83

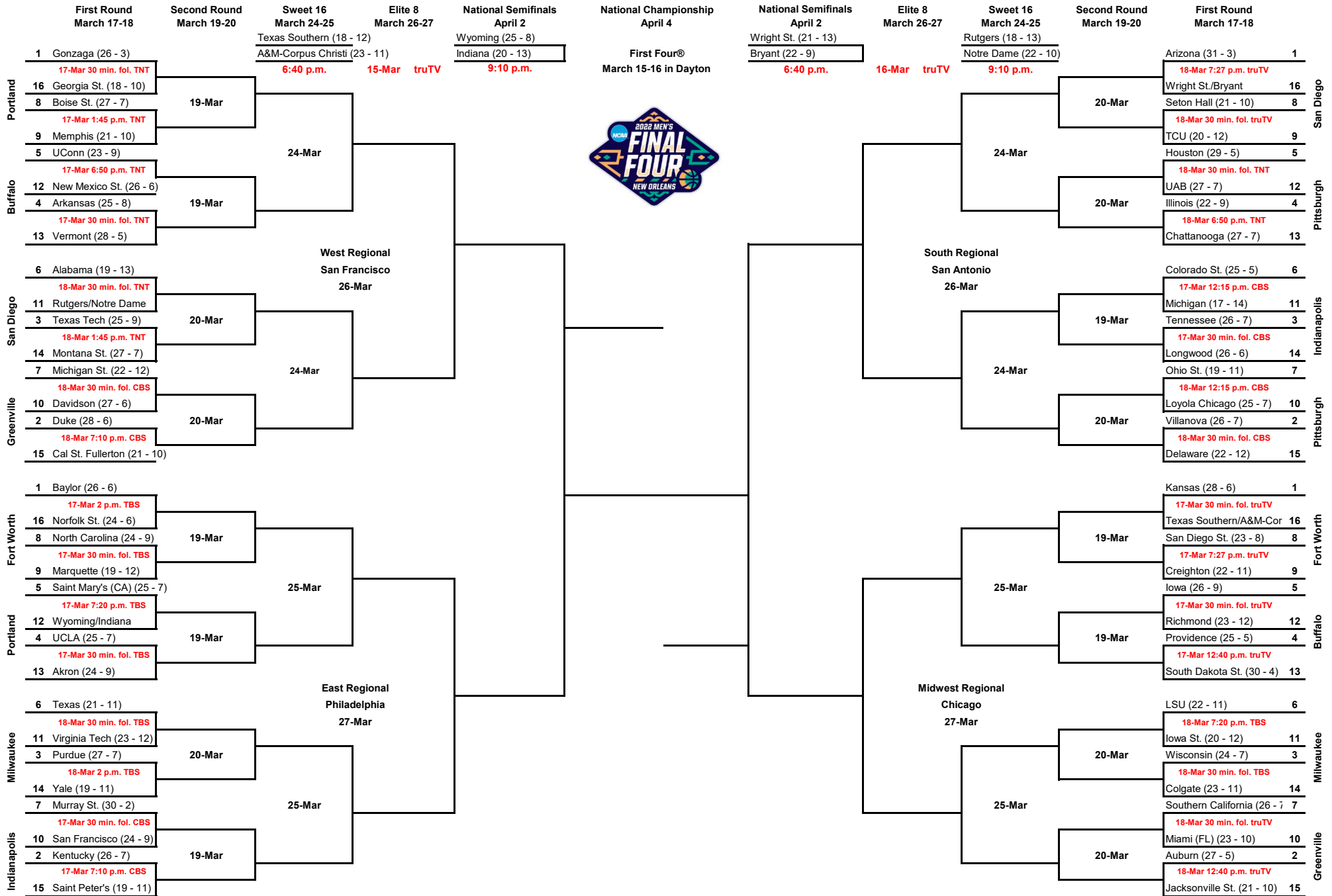
Team

Points	121 vs. Notre Dame, 3/14/70
Pts/Half	75 vs. Notre Dame, 3/14/70
FG	52 vs. Notre Dame, 3/14/70
FGA	100 vs. Morehead State, 3/16/56
FG%	63.5% vs. Rutgers (33 of 52), 3/17/89
3pt. FG	12 vs. Alabama-Birmingham, 3/11/99
3pt. FGA	23 vs. Alabama-Birmingham, 3/11/99
3pt. FG%	70% vs. East Tennessee St. (7-of-10), 3/14/91
FT	35 vs. Morehead State, 3/16/56
FTA	52 vs. Morehead State, 3/16/56
FT%	95.2% vs. N.C. State (20-of-21), 3/19/89
Rebounds	60 vs. Morehead State, 3/16/56
Assists	25 vs. Virginia Commonwealth, 3/6/80
Blocks	10 vs. Duke, 3/21/92
Steals	13 vs. Santa Clara, 3/13/87



Iowa posted the largest margin of victory (31 points) in a 7/10 matchup in NCAA Tournament history with an 83-52 win over Davidson in the Round of 64 on March 20, 2015, in Seattle, Washington.

2022 NCAA Division I Men's Basketball Championship



First- and second-round sites for March 17 and 19 include Buffalo, Indianapolis, Ft. Worth and Portland.
 First- and second-round sites for March 18 and 20 include Greenville, Milwaukee, Pittsburgh and San Diego.
 Regional sites for March 24 and 26 are San Antonio and San Francisco. Regional sites for March 25 and 27 are Chicago and Philadelphia.



GAME-BY-GAME RESULTS

Overall: 26-9 Big Ten: 12-8 Home: 15-3 Away: 6-6 Neutral: 5-0

Date	Opponent	Result	Attend.	Top Scorer	Top Rebounder
Nov. 9	Longwood	W, 106-73	9,259	Keegan Murray, 24	Murray/Murray/C. McCaffery, 7
Nov. 12	Kansas City	W, 89-57	11,133	Keegan Murray, 25	Filip Rebraca, 13
Nov. 16	N.C. Central	W, 86-69	9,132	Keegan Murray, 27	Keegan Murray, 21
Nov. 18	Alabama State	W, 108-82	9,957	Keegan Murray, 26	Rebraca/Kris Murray, 8
Nov. 22	Western Michigan	W, 109-61	10,044	Keegan Murray, 29	Kris Murray, 8
Nov. 26	Portland State	W, 85-51	11,756	Keegan Murray, 23	Rebraca/Keegan Murray, 9
^ Nov. 29	at Virginia	W, 75-74	13,542	Jordan Bohannon, 20	Keegan Murray, 9
* Dec. 3	at #2 Purdue	L, 70-77	14,804	Patrick McCaffery, 15	Rebraca/Ogundele, 5
* Dec. 6	Illinois	L, 83-87	12,072	Keegan Murray, 19	Filip Rebraca, 8
+ Dec. 9	at #17 Iowa State	L, 53-73	14,267	Jordan Bohannon, 17	Keegan Murray, 7
# Dec. 18	vs. Utah State	W, 94-75	3,250	Keegan Murray, 35	Keegan Murray, 7
Dec. 21	Southeastern Louisiana	W, 93-62	10,891	Keegan Murray, 20	Keegan Murray, 10
Dec. 29	Western Illinois	W, 92-71	15,056	Keegan Murray, 29	Keegan Murray, 10
* Jan. 3	Maryland	W, 80-75	10,327	Keegan Murray, 35	Rebraca/Keegan Murray, 8
* Jan. 6	at #23 Wisconsin	L, 78-87	15,212	Keegan Murray, 27	Patrick McCaffery, 7
* Jan. 13	Indiana	W, 83-74	11,246	Kris Murray, 29	Kris Murray, 11
* Jan. 16	at Minnesota	W, 81-71	10,925	Keegan Murray, 25	Filip Rebraca, 12
* Jan. 19	at Rutgers	L, 46-48	8,000	Keegan Murray, 13	Keegan Murray, 13
* Jan. 22	Penn State	W, 68-51	15,056	Keegan Murray, 15	Keegan Murray, 8
* Jan. 27	#6 Purdue	L, 73-83	12,723	Kris Murray, 23	Keegan Murray, 9
* Jan. 31	at Penn State	L, 86-90 (2OT)	7,977	Keegan Murray, 21	Patrick McCaffery, 7
* Feb. 6	Minnesota	W, 71-59	14,558	Keegan Murray, 24	Keegan Murray, 15
* Feb. 10	at Maryland	W, 110-87	12,649	Ke. Murray/Bohannon, 30	Rebraca/Keegan Murray, 7
* Feb. 13	Nebraska	W, 98-75	13,772	Keegan Murray, 37	Payton Sandfort, 8
* Feb. 17	Michigan	L, 79-84	13,048	Keegan Murray, 23	Keegan Murray, 7
* Feb. 19	at #18 Ohio State	W, 75-62	15,876	Keegan Murray, 24	Kris Murray, 8
* Feb. 22	Michigan State	W, 86-60	14,634	Keegan Murray, 28	Filip Rebraca, 7
* Feb. 25	at Nebraska	W, 88-78	15,960	Tony Perkins, 20	Keegan Murray, 11
* Feb. 28	Northwestern	W, 82-61	13,231	Keegan Murray, 26	Keegan Murray, 18
* March 3	at Michigan	W, 82-71	12,707	Keegan Murray, 23	Keegan Murray, 7
* March 6	at #20 Illinois	L, 74-74	15,544	Keegan Murray, 22	Tony Perkins, 12
% March 10	vs. Northwestern	W, 112-76	14,856	Keegan Murray, 26	Filip Rebraca, 9
% March 11	vs. Rutgers	W, 84-74	15,848	Keegan Murray, 26	Keegan Murray, 8
% March 12	vs. Indiana	W, 80-77	17,762	Keegan Murray, 32	Keegan Murray, 9
% March 13	vs. #9 Purdue	W, 75-66	17,732	Keegan Murray, 19	Keegan Murray, 11

- ^ - Big Ten/ACC Challenge
- + - Iowa Corn Cy-Hawk Series
- # - Sioux Falls, South Dakota
- * - Big Ten Conference Game
- % - Big Ten Tournament -- Indianapolis



GAME-BY-GAME STATISTICS

Team	Score	FG-A	PCT	3-PT. FG	PCT	FT-FTA	PCT	REB	PF	AST	TO	BLK	STL
at Iowa	106	36-65	.554	15-33	.455	19-22	.864	43	20	24	8	8	6
Longwood	73	26-74	.351	9-32	.281	12-16	.750	38	22	17	12	0	5
at Iowa	89	34-65	.523	4-16	.250	17-22	.773	39	11	18	8	5	11
Kansas City	57	23-56	.411	7-22	.318	4-6	.667	27	22	12	17	2	4
at Iowa	86	23-61	.377	5-23	.217	35-41	.854	44	14	15	8	4	5
N.C. Central	69	28-59	.475	5-15	.333	8-12	.667	31	30	11	15	3	5
at Iowa	108	38-73	.521	20-44	.455	12-16	.750	44	14	28	10	2	7
Alabama State	82	29-59	.492	11-24	.458	13-19	.684	27	17	17	14	2	8
at Iowa	109	38-72	.528	12-26	.462	21-23	.913	37	9	20	7	6	15
Western Michigan	61	24-63	.381	6-26	.231	7-7	1.000	38	17	14	24	2	6
at Iowa	85	32-66	.485	6-19	.316	15-19	.789	43	12	15	13	4	11
Portland State	51	20-65	.308	4-27	.148	7-9	.778	39	17	10	23	2	8
Iowa	75	30-56	.536	10-21	.476	5-10	.500	30	10	12	4	3	2
at Virginia	74	30-57	.526	9-18	.500	5-9	.556	29	12	16	5	2	0
Iowa	70	25-62	.403	5-21	.238	15-22	.682	30	29	12	9	0	6
at #2 Purdue	77	21-50	.420	8-19	.421	27-37	.730	42	18	14	17	2	5
at Iowa	83	31-69	.449	8-22	.364	13-19	.684	23	21	16	4	5	9
Illinois	87	26-59	.441	11-25	.440	24-28	.857	52	19	16	18	0	4
Iowa	53	17-63	.270	5-27	.185	14-15	.933	32	18	10	12	6	7
at #17 Iowa State	73	27-62	.435	8-25	.320	11-17	.647	50	16	18	16	4	5
Iowa	94	35-64	.547	8-26	.308	16-21	.762	35	21	21	9	4	11
vs. Utah State	75	25-51	.490	8-23	.348	17-24	.708	23	19	18	14	1	4
at Iowa	93	32-68	.471	11-33	.333	18-25	.720	50	15	21	11	3	7
SE Louisiana	62	22-60	.367	8-22	.364	10-17	.588	32	19	15	15	2	4
at Iowa	92	34-63	.540	6-15	.400	18-20	.900	41	12	15	12	8	5
Western Illinois	71	30-72	.417	5-30	.167	6-6	1.000	31	16	4	9	0	6
at Iowa	80	30-61	.492	8-20	.400	12-19	.632	34	15	17	7	4	6
Maryland	75	28-61	.459	9-25	.360	10-17	.588	38	20	11	9	1	6
Iowa	78	30-61	.492	7-20	.350	11-19	.579	26	22	19	8	7	4
at #23 Wisconsin	87	33-66	.500	5-17	.294	16-23	.696	43	20	15	8	1	6
at Iowa	83	28-63	.444	6-18	.333	21-25	.840	35	22	9	12	7	15
Indiana	74	27-53	.509	7-22	.318	13-21	.619	31	21	17	23	5	4
Iowa	81	33-68	.485	5-22	.227	10-16	.625	40	14	18	8	5	10
at Minnesota	71	28-55	.509	6-16	.375	9-14	.643	31	18	12	14	2	5
Iowa	46	17-61	.279	6-27	.222	6-11	.545	38	16	8	10	5	8
at Rutgers	48	18-58	.310	2-13	.154	10-13	.769	49	15	13	15	10	7
at Iowa	68	22-54	.407	10-32	.313	14-18	.778	37	13	15	10	5	9
Penn State	51	17-51	.333	7-25	.280	10-13	.769	34	18	10	17	1	4
at Iowa	73	24-64	.375	8-27	.296	17-18	.944	31	20	10	9	2	8
#6 Purdue	83	30-49	.612	13-22	.591	10-22	.455	36	17	21	15	2	7
Iowa	86	27-77	.351	11-31	.355	21-28	.750	43	22	17	8	3	7
at Penn State (2 OT)	90	33-74	.446	6-27	.222	18-24	.750	53	23	12	12	2	6
at Iowa	71	29-65	.446	9-23	.391	4-9	.444	38	10	12	6	6	7
Minnesota	59	22-61	.361	9-23	.391	6-9	.667	40	9	9	12	4	4
Iowa	110	39-65	.600	19-34	.559	13-21	.619	37	13	22	9	3	8
at Maryland	87	31-65	.477	14-26	.538	11-13	.846	28	16	14	12	2	6
at Iowa	98	39-76	.513	10-28	.357	10-12	.833	41	16	19	9	4	10
Nebraska	75	27-62	.435	7-25	.280	14-16	.875	35	15	18	15	2	5
at Iowa	79	31-70	.443	4-18	.222	13-20	.650	37	18	16	11	5	3
Michigan	84	31-62	.500	4-20	.200	18-23	.783	40	17	21	11	4	7
Iowa	75	27-64	.422	6-21	.286	15-21	.714	40	20	12	8	3	3
at #18 Ohio State	62	23-49	.469	2-11	.182	14-21	.667	31	17	7	14	7	7
at Iowa	86	28-65	.431	12-28	.429	18-20	.900	44	12	15	8	4	6
Michigan State	60	25-71	.352	8-26	.308	2-4	.500	43	17	18	12	3	5
Iowa	88	31-62	.500	9-22	.409	17-24	.708	35	13	12	10	4	1
at Nebraska	78	29-56	.518	8-18	.444	12-15	.800	29	20	14	10	4	5
at Iowa	82	27-69	.391	13-35	.371	15-21	.714	50	18	16	11	3	10
Northwestern	61	21-56	.375	8-25	.320	11-18	.611	35	20	13	15	5	7
Iowa	82	30-57	.526	11-19	.579	11-12	.917	29	13	11	9	6	10
at Michigan	71	30-60	.500	7-19	.368	4-8	.500	31	11	16	13	6	4
Iowa	72	27-62	.435	8-21	.381	10-22	.455	38	19	13	10	4	5
at #20 Illinois	74	26-62	.419	8-22	.364	14-18	.778	41	19	16	12	5	2
Iowa (BTT)	112	43-70	.614	19-29	.655	7-12	.583	45	17	25	15	5	5
vs. Northwestern	76	31-68	.456	9-21	.429	5-10	.500	18	11	15	8	5	4
Iowa (BTT)	84	26-53	.491	7-22	.318	25-27	.926	34	14	15	11	4	3
vs. Rutgers	74	29-65	.446	6-21	.286	10-14	.714	28	24	15	5	2	7
Iowa (BTT)	80	28-61	.459	14-32	.438	10-12	.833	30	17	20	11	3	6
vs. Indiana	77	30-63	.476	5-19	.263	12-14	.857	36	15	22	10	4	9
Iowa (BTT)	75	26-61	.426	8-28	.286	15-23	.652	30	17	15	6	3	13
vs. #9 Purdue	66	25-59	.424	5-20	.250	11-17	.647	48	22	13	17	2	4





SEASON & CAREER BESTS/THE LAST TIME...

Season Bests

Player	Points	3-Pointers	Rebounds	Assists	Blocks	Steals
Austin Ash	8, Portland St	2, twice	3, Michigan St	3, Northwestern	---	---
Jordan Bohannon	30, Maryland	10, Maryland	4, Nebraska	5, twice	---	3, twice
Carter Kingsbury	---	---	---	---	---	---
Luc Laketa	3, three times	1, three times	1, twice	1, SE Louisiana	---	1, twice
Connor McCaffery	17, Northwestern	5, Northwestern	8, SE Louisiana	7, Portland St	---	3, Penn State
Patrick McCaffery	18, Minnesota	3, twice	7, three times	4, three times	2, twice	3, Indiana
Riley Mulvey	8, W. Michigan	---	5, Alabama St	1, twice	3, Northwestern	1, Kansas City
Keegan Murray	37, Nebraska	8, Indiana	21, N.C. Central	4, Alabama St	5, Longwood	3, five times
Kris Murray	29, Indiana	3, four times	11, Indiana	3, Penn State	3, Indiana	3, Indiana
Josh Ogundele	7, Purdue	---	5, twice	---	2, Illinois	2, Portland St
Tony Perkins	20, Nebraska	2, six times	12, Illinois	6, Northwestern	1, three times	5, Northwestern
Filip Rebraca	13, Maryland	1, Alabama St	13, Kansas City	4, Northwestern	2, five times	3, Minnesota
Payton Sandfort	21, Alabama St	5, twice	8, Nebraska	2, five times	1, four times	1, four times
Joe Toussaint	11, Alabama St	2, Alabama St	5, three times	11, Alabama St	---	4, twice
Ahron Ulis	12, N.C. Central	1, four times	5, twice	8, W. Michigan	---	3, Illinois

Career Bests

Player	Points	3-Pointers	Rebounds	Assists	Blocks	Steals
Austin Ash	9, Savannah St., '18	3, Savannah St., '18	3, Michigan St, '22	3, Northwestern	---	2, Indiana
Jordan Bohannon	30, twice	10, Maryland, '22	7, twice	14, Minnesota, '21	1, Nebraska '17	6, Pitt, '18
Carter Kingsbury	---	---	---	---	---	---
Luc Laketa	3, three times	1, three times	1, twice	1, SE Louisiana	---	1, twice
Connor McCaffery	19, UConn, '18	5, N'Western, '22	13, Michigan, '20	10, Maryland, '21	1, seven times	3, seven times
Patrick McCaffery	19, Nebraska, '21	3, four times	7, three times	4, three times	2, four times	3, Indiana
Riley Mulvey	8, W. Michigan, '21	---	5, Alabama St, '21	1, twice	3, N'Western, '22	1, Kansas City, '21
Keegan Murray	37, Nebraska, '22	8, Indiana, '22	21, N.C. Central, '21	4, Alabama St, '21	5, Longwood, '21	3, six times
Kris Murray	29, Indiana, '22	3, four times	11, Indiana, '22	3, Penn State, '22	3, Indiana, '22	3, Indiana, '22
Josh Ogundele	7, Purdue, '21	---	5, twice	---	2, Illinois '21	2, Portland St, '21
Tony Perkins	20, Nebraska, '22	2, six times	12, Illinois, '22	6, N'Western, '22	1, four times	5, N'Western, '22
Filip Rebraca	26, South Dakota, '20	2, eight times	16, Denver, '20	5, twice	8, Milwaukee, '19	4, Oral Roberts, '19
Payton Sandfort	21, Alabama St, '21	5, twice	8, Nebraska, '22	2, five times	1, four times	1, four times
Joe Toussaint	18, Penn State, '20	2, four times	8, Cal Poly, '19	11, Alabama St, '21	1, W. Illinois, '20	6, Maryland, '21
Ahron Ulis	12, N.C. Central, '21	1, four times	5, twice	8, W. Michigan, '21	1, Oregon, '21	3, Illinois, '21

The Last Time a Player . . .

Had 30 or more points

Iowa -- 32, Keegan Murray vs. Indiana, 3/12/22
Opponent -- 31, Trayce Jackson-Davis, Indiana, 3/12/22

Made at least 90% of his FGA (10 att.)

Iowa -- .928 (13-14), Luka Garza vs. Iowa State, 12/11/20
Opponent -- .900 (9-10), Mike Watkins, Penn State, 2/3/18

Made 100% of his FTA (10 att.)

Iowa -- 1.000 (10-10), Jordan Bohannon vs. Nebraska 1/6/19
Opponent -- 1.000 (12-12), Bonzie Colson, Notre Dame, 11/29/16

Had 15 or more rebounds

Iowa -- 18, Keegan Murray vs. Northwestern, 2/28/22
Opponent -- 18, Kofi Cockburn, Illinois, 12/6/21

Had 10 or more assists

Iowa -- 11, Joe Toussaint vs. Alabama State, 11/18/21
Opponent -- 10, Cam Mack, Nebraska, 1/7/20

Had 5 or more blocks

Iowa -- 5, Keegan Murray vs. Longwood, 11/9/21
Opponent -- 6, E. J. Liddell, Ohio State, 2/19/22

Had 5 or more steals

Iowa -- 5, Tony Perkins vs. Northwestern, 2/28/22
Opponent -- 5, Chris McNeal, Cincinnati, 12/21/19

The Last Time a Team . . .

Scored 100 or more points

Iowa -- 112 vs. Northwestern, 3/10/22
Opponent -- 102 by Minnesota, 12/25/20

Scored 40 or fewer points

Iowa -- 40 at Wisconsin, 3/3/10
Opponent -- 39 by UNC Wilmington, 11/8/13

Won an overtime game

Iowa -- 76-70 (OT) at Indiana, 2/22/19
Opponent -- 90-86 (2 OT) by Penn State, 1/31/22

Made at least 60% of its FGA (20 att.)

Iowa -- .614 (43-70) vs. Northwestern, 3/10/22
Opponent -- .612 (30-49) by Purdue, 1/27/22

Made at least 50% of its 3-pt. FGA (8 att.)

Iowa -- .655 (19-29) vs. Northwestern, 3/10/22
Opponent -- .538 (14-26) by Maryland, 2/10/22

Made at least 90% of its FTA (10 att.)

Iowa -- .926 (25-27) vs. Rutgers, 3/11/22
Opponent -- .947 (18-19) by San Diego State, 11/29/19





SEASON HIGHS & LOWS/SPECIALITY STATS

CATEGORY	IOWA		OPPONENTS	
Points	High	112	90	Penn State
	Low	46	48	Rutgers
FG Made	High	43	33	Wisconsin/Penn State
	Low	17	17	Penn State
FG Att.	High	77	74	Longwood/Penn State
	Low	54	49	Ohio State
FG%	High	.614	.612	Purdue
	Low	.270	.308	Portland State
3-FG Made	High	20	14	Maryland
	Low	4	2	Rutgers/Ohio State
3-FG Att.	High	44	32	Longwood
	Low	16	11	Ohio State
3-FG%	High	.655	.591	Purdue
	Low	.185	.148	Portland State
FTM	High	35	27	Purdue
	Low	4	2	Michigan State
FTA	High	41	37	Purdue
	Low	9	4	Michigan State
FT% (min. 10)	High	.944	.875	Nebraska
	Low	.444	.455	Purdue
Off. Reb.	High	20	21	Iowa State
	Low	6	2	Utah State
Def. Reb.	High	37	38	Rutgers/Penn State
	Low	14	9	Northwestern
Total Reb.	High	50	53	Penn State
	Low	23	18	Northwestern
Assists	High	28	22	Indiana
	Low	8	4	Western Illinois
Steals	High	15	9	Indiana
	Low	2	0	Virginia
Blocks	High	8	10	Rutgers
	Low	0	0	Illinois/Western Illinois
Turnovers	High	15	24	Western Michigan
	Low	4	5	Virginia/Rutgers
Fouls	High	29	30	N.C. Central
	Low	9	9	Minnesota

GAME-BY-GAME SPECIALTY STATS		Pts. Off	Pts. in	2nd	Bench
Date	Opponent	TO's	Paint	Chance	Points
11/9	Longwood	17	36	17	42
11/12	Kansas City	25	58	11	28
11/16	N.C. Central	16	34	15	27
11/18	Alabama State	18	30	23	51
11/22	Western Michigan	36	50	14	63
11/26	Portland State	23	46	17	36
11/29	Virginia	5	30	13	12
12/3	at #2 Purdue	20	34	4	29
12/6	Illinois	26	42	11	43
12/9	at #17 Iowa State	11	20	10	13
12/18	vs. Utah State	18	48	6	25
12/21	SE Louisiana	19	42	14	34
12/29	Western Illinois	9	54	12	32
1/3	Maryland	14	40	17	10
1/6	at #23 Wisconsin	8	38	14	21
1/13	Indiana	34	42	16	46
1/16	at Minnesota	12	52	17	12
1/19	at Rutgers	6	22	8	0
1/22	Penn State	12	12	12	19
1/27	#6 Purdue	18	26	14	32
1/31	at Penn State	8	28	19	36
2/6	Minnesota	21	34	6	17
2/10	at Maryland	19	40	19	33
2/13	Nebraska	24	50	14	34
2/17	Michigan	9	42	14	16
2/19	at #18 Ohio State	16	36	18	25
2/22	Michigan State	13	22	14	33
2/25	at Nebraska	12	38	19	25
2/28	Northwestern	12	26	18	14
3/2	at Michigan	11	36	11	19
3/6	at #20 Illinois	9	36	8	27
3/10	vs. Northwestern	10	38	16	43
3/11	vs. Rutgers	6	36	9	18
3/12	vs. Indiana	13	24	9	12
3/12	vs. #9 Purdue	14	28	9	29
AVG.		15.5	36.3	13.4	27.3

IOWA AND OPPONENT INDIVIDUAL HIGH PERFORMANCES

CATEGORY	IOWA	OPPONENTS
Points	37	Keegan Murray (Nebraska) 31
Field Goals Made	15 (15-21)	Keegan Murray (Nebraska) 15 (15-21)
Field Goals Attempted	23 (9-23)	Keegan Murray (Michigan) 21 (15-21)
Field Goal Percentage (min. 5 made)	.857 (12-14)	Keegan Murray (at Maryland) .889 (8-9)
3-Point Field Goals Made	10 (10-16)	Jordan Bohannon (at Maryland) 5
3-Point Field Goals Attempted	16 (10-16)	Jordan Bohannon (at Maryland) 12 (5-12)
3-Point Field Goals Pct. (min. 5 made)	.833 (5-6)	Keegan Murray (Maryland) .556 (5-9)
Free Throws Made	9 (9-10/9-9)	Ke. Murray (NCCU)/Kr. Murray (Purdue) 8 (8-8)
Free Throws Attempted	10 (9-10)	Keegan Murray (N.C. Central) 11 (7-11)
Free Throw Pct. (min. 7 made)	1.000 (9-9)	Kris Murray (Purdue) 1.000 (8-8)
Offensive Rebounds	9	Keegan Murray (N.C. Central) 11
Defensive Rebounds	14	Keegan Murray (Northwestern) 17
Total Rebounds	21	Keegan Murray (N.C. Central) 18
Assists	11	Joe Toussaint (Alabama State) 9
Steals	5	Tony Perkins (Northwestern) 4
Blocks	5	Keegan Murray (Longwood) 5
Turnovers	4	Jordan Bohannon (vs. Rutgers) 6



2021-22 IOWA RECORD WHEN...

When playing at home:	15-3	When leading at the half:	22-4	When wearing White:	10-1
When playing on the road:	6-6	When trailing at the half:	4-5	When wearing Black:	4-5
When playing on a neutral court:	5-0	When tied at the half:	0-0	When wearing Gold:	10-1
				When wearing Gray:	2-2
When Iowa scores 100 points or more:	5-0	Iowa field goal percentage at home:	556-1189	.468	
When Iowa scores 90-99 points:	4-0	Iowa field goal percentage on road:	491-1067	.460	
When Iowa scores 80-89 points:	12-2	Iowa 3-point percentage at home:	167-460	.363	
When Iowa scores 70-79 points:	4-5	Iowa 3-point percentage on road:	158-423	.374	
When Iowa scores under 70 points:	1-2	Iowa free throw percentage at home:	292-369	.791	
		Iowa free throw percentage on road:	221-316	.699	
When opponent scores 100 points or more:	0-0	On Sunday:	4-1		
When opponent scores 90-99 points:	0-1	On Monday:	4-2		
When opponent scores 80-89 points:	2-4	On Tuesday:	4-0		
When opponent scores 70-79 points:	13-3	On Wednesday:	1-1		
When opponent scores 60-69 points:	7-0	On Thursday:	5-4		
When opponent scores fewer than 60 points:	4-1	On Friday:	4-1		
		On Saturday:	4-0		
When Iowa shoots at least 50% from the field:	12-0	On BTN:	13-3		
When Iowa shoots less than 50% from the field:	14-9	On CBS:	2-0		
When opponent shoots at least 50% from the field:	5-3	On ESPN:	1-1		
When opponent shoots less than 50% from the field:	21-6	On ESPN2:	2-1		
When Iowa has higher FG% than opponent:	20-2	On ESPNU:	0-0		
When opponent has higher FG%:	6-7	On B1G+:	3-0		
When FG% is equal:	0-0	On FS1:	4-4		
		On CBS SN:	0-0		
When Iowa outrebounds opponent:	20-0	On NBC SN:	0-0		
When opponent has more rebounds:	6-9	On FOX:	1-0		
When rebounds are equal:	0-0	On TBS:	0-0		
When Iowa shoots at least 80% from the line:	11-2	Most Points, First Half:	64 vs. Northwestern		
When Iowa shoots less than 80% from the line:	16-7	Fewest Points, First Half:	26 at Purdue/Iowa State		
When opponent shoots at least 80% from the line:	7-1	Most Points Allowed, First Half:	48 vs. Indiana/Purdue		
When opponent shoots less than 80% from the line:	20-8	Fewest Points Allowed, First Half:	17 vs. Northwestern		
When Iowa shoots more free throws than opponent:	20-2	Most Points, Second Half:	60 vs. Western Michigan		
When opponent shoots more free throws:	4-7	Fewest Points, Second Half:	19 at Rutgers		
When free throws attempts are equal:	2-0	Most Points Allowed, Second Half:	50 vs. Nebraska		
When Iowa has higher FT% than opponent:	17-3	Fewest Points Allowed, Second Half:	21 vs. Minnesota		
When opponent has higher FT%:	9-6	Largest Halftime Advantage:	33 vs. Northwestern		
When FT% is equal:	0-0	Largest Halftime Deficit:	15 vs. Purdue		
When Iowa shoots at least 50% from 3-point range:	3-0				
When Iowa shoots less than 50% from 3-point range:	23-9				
When opponent shoots at least 50% from 3-point range:	2-1				
When opponent shoots less than 50% from 3-point range:	24-8				
When Iowa has a higher 3-point FG% than opponent:	17-5				
When opponent has a higher 3-point FG%:	8-4				
When 3-point FG% is equal:	1-0				
When Iowa has more assists than opponent:	19-2				
When opponent has more assists:	6-6				
When assists are equal:	1-1				
When Iowa has fewer turnovers than opponent:	21-7				
When opponent has fewer turnovers:	4-0				
When turnovers are equal:	1-2				
When Iowa has more steals than opponent:	18-7				
When opponent has more steals:	6-2				
When steals are equal:	2-0				



UNDER McCAFFERY.. IOWA RECORD WHEN..

When playing at home:	162-47	When leading at the half:	200-43	When wearing White:	146-43
When playing on the road:	49-79	When trailing at the half:	34-113	When wearing Black:	58-98
When playing on a neutral court:	31-33	When tied at the half:	7-4	When wearing Gold:	32-13
				When wearing Gray:	6-6

When Iowa scores 100 points or more:	18-0	Iowa field goal percentage at home:	5749-12386	.464
When Iowa scores 90-99 points:	42-8	Iowa field goal percentage on road:	4939-11309	.437
When Iowa scores 80-89 points:	74-20	Iowa 3-point percentage at home:	1537-4211	.365
When Iowa scores 70-79 points:	76-50	Iowa 3-point percentage on road:	1317-3792	.347
When Iowa scores under 70 points:	32-83	Iowa free throw percentage at home:	3595-4969	.723
		Iowa free throw percentage on road:	2661-3614	.736

When opponent scores 100 points or more:	0-7	On Sunday:	46-26
When opponent scores 90-99 points:	3-26	On Monday:	16-9
When opponent scores 80-89 points:	15-47	On Tuesday:	35-23
When opponent scores 70-79 points:	70-52	On Wednesday:	22-22
When opponent scores 60-69 points:	79-26	On Thursday:	37-38
When opponent scores fewer than 60 points:	75-3	On Friday:	33-16
		On Saturday:	49-25

When Iowa shoots at least 50% from the field:	88-16	On BTN:	103-78
When Iowa shoots less than 50% from the field:	154-145	On CBS:	6-6
When opponent shoots at least 50% from the field:	11-66	On ESPN:	15-20
When opponent shoots less than 50% from the field:	89-95	On ESPN2:	21-18
When Iowa has higher FG% than opponent:	84-28	On ESPNU:	17-9
When opponent has higher FG%:	33-130	On FS1:	19-13
When FG% is equal:	2-2	On FOX:	3-1

When Iowa outrebounds opponent:	179-58	On CBS SN:	1-3
When opponent has more rebounds:	57-93	ON NBC SN:	2-1
When rebounds are equal:	7-10	truTV:	1-0

When Iowa shoots at least 80% from the line:	64-34	Most Points, First Half: 68 vs. Alabama State, '18
When Iowa shoots less than 80% from the line:	178-125	Fewest Points, First Half: 14 vs. Indiana, '13
When opponent shoots at least 80% from the line:	47-37	Most Points Allowed, First Half: 61 at Purdue, '20
When opponent shoots less than 80% from the line:	197-123	Fewest Points Allowed, First Half: 12 vs. UNC Wilmington, '13
When Iowa shoots more free throws than opponent:	199-68	Most Points, Second Half: 63 at Minnesota, '18
When opponent shoots more free throws:	32-88	Fewest Points, Second Half: 15 vs. Northern Iowa, '14
When free throws attempts are equal:	10-5	Most Points Allowed, Second Half: 61 at Oregon, '12
When Iowa has higher FT% than opponent:	159-68	Fewest Points Allowed, Second Half: 16 vs. UNI, '10
When opponent has higher FT%:	80-90	Largest Halftime Advantage: 37 vs. Arkansas-Pine Bluff, '13
When FT% is equal:	3-3	Largest Halftime Deficit: 31 vs. Purdue, '18

When Iowa shoots at least 50% from 3-point range:	35-10
When Iowa shoots less than 50% from 3-point range:	206-152
When opponent shoots at least 50% from 3-point range:	5-29
When opponent shoots less than 50% from 3-point range:	238-132
When Iowa has a higher 3-point FG% than opponent:	174-51
When opponent has a higher 3-point FG%:	61-111
When 3-point FG% is equal:	1-2

When Iowa has more assists than opponent:	180-39
When opponent has more assists:	52-108
When assists are equal:	10-13

When Iowa has fewer turnovers than opponent:	158-59
When opponent has fewer turnovers:	69-86
When turnovers are equal:	16-16
When Iowa has more steals than opponent:	145-52
When opponent has more steals:	73-93
When steals are equal:	24-15



IOWA SUPERLATIVES UNDER McCAFFERY

TEAM

Most Points Scored

1. 116 -- Savannah State (11/13/16)
2. **112 -- Northwestern (3/10/22)**
3. 111 -- SIU Edwardsville (11/26/10)
4. **110 -- Maryland (2/10/22)**
- 110 -- Savannah State (12/22/18)
6. **109 -- Western Michigan (11/22/21)**
- 109 -- Md. Eastern Shore (11/14/13)
8. **108 -- Alabama State (11/18/21)**
9. **106 -- Longwood (11/9/21)**
- 106 -- Northern Illinois (12/13/20)

Fewest Points Allowed

1. 36 -- Howard (11/15/12)
2. 39 -- UNC Wilmington (11/8/13)
- 39 -- Northern Iowa (12/7/10)
4. 40 -- Louisiana Monroe (11/16/10)
5. 41 -- Abilene Christian (11/17/13)

Field Goals Made

1. **43 -- Northwestern (3/10/22)**
2. 42 -- Savannah State (11/13/16)
- 42 -- Central Arkansas (12/19/11)
4. 41 -- Northern Illinois (12/13/20)
5. 40 -- Coppin State (11/15/15)
6. **39 -- Nebraska (2/13/22)**
- 39 -- Maryland (2/10/22)**
- 39 -- Savannah State (12/22/18)
- 39 -- Kennesaw State (12/29/19)

Field Goals Attempted

1. 87 -- Savannah State (11/13/16)
2. 79 -- Oregon (3/18/12)
3. 78 -- Minnesota (12/25/20)
4. **77 -- Penn State (1/31/22)**
- 77 -- Nebraska (1/7/20)
- 77 -- Nebraska (1/5/17)

Field Goal Percentage (20 Made)

1. .680 -- Illinois (1/20/19)
2. .643 -- Maryland (2/8/15)
3. .630 -- Indiana (1/29/12)
4. .627 -- Michigan (2/5/15)
5. .623 -- Abilene Christian (11/17/13)

3-Point Field Goals Made

1. **20 -- Alabama State (11/18/21) ***
2. **19 -- Northwestern (3/10/22)**
- 19 -- Maryland (2/10/22)**
- 19 -- Savannah State (12/22/18)
5. 18 -- Savannah State (11/13/16)
6. 17 -- North Carolina (12/8/20)

3-Point Field Goals Attempted

1. **44 -- Alabama State (11/18/21) ***
2. 43 -- Nebraska (3/4/21)
- 43 -- Savannah State (11/13/16)
4. 42 -- Savannah State (12/22/18)
5. 40 -- North Carolina (12/8/20)
6. 36 -- Iowa State (12/7/17)

3-Point FG Percentage (10 Made)

1. .714 (15-21) Illinois (1/20/19)
2. **.655 (19-29) Northwestern (3/10/22)**
3. .632 (12-19) Wisconsin (2/18/21)
4. .619 (13-21) Northern Illinois (11/17/11)
5. .615 (16-26) Maryland (2/25/17)

Free Throws Made

1. 39 -- Indiana (2/21/17)
2. 38 -- Omaha (11/10/13)
3. **35 -- NC Central (11/16/21)**
4. 34 -- Green Bay (11/11/18)
- 34 -- Illinois (2/28/18)
6. 33 -- Illinois (1/11/18)

Free Throws Attempted

1. 49 -- Omaha (11/10/13)
2. 47 -- Indiana (2/21/17)
3. 45 -- Green Bay (11/11/18)
4. 43 -- UM Eastern Shore (11/14/13)
- 43 -- Michigan State (1/28/14)
6. **41 -- NC Central (11/16/21)**
- 41 -- Illinois (2/28/18)

Free Throw Percentage (10 Made)

1. 1.000 (15-15) Illinois (3/8/20)
- 1.000 (15-15) Virginia (3/27/13)
3. 1.000 (13-13) Purdue (12/28/16)
4. **.944 (17-18) Purdue (1/27/22)**
5. **.933 (14-15) Iowa State (12/9/21)**
6. .929 (26-28) North Florida (12/22/14)
7. **.926 (25-27) Rutgers (3/11/22)**
- .926 (25-27) Penn State (2/28/15)
9. .923 (12-13) Iowa State (12/12/14)

Most Rebounds

1. 57 -- Western Illinois (12/3/20)
- 57 -- Md. Eastern Shore (11/14/13)
3. 56 -- UNC Wilmington (11/8/13)
- 56 -- Brown (12/3/11)
- 56 -- SC State (12/19/12)
6. 55 -- Minnesota (12/25/20)

Most Assists

1. 34 -- Northern Illinois (12/29/17)
2. 33 -- Savannah State (11/13/16)
3. 32 -- Central Arkansas (12/19/11)
4. 31 -- Coppin State (11/15/15)
5. 30 -- Savannah State (12/22/18)

Most Steals

1. 19 -- SIU Edwardsville (11/26/10)
2. 16 -- UMBEC (12/6/14)
3. **15 -- Indiana (1/13/22)**
- 15 -- Western Michigan (11/22/21)**
- 15 -- Rutgers (1/31/17)
6. 14 -- Kennesaw State (12/29/19)
- 14 -- Maryland (1/19/17)
- 14 -- Marquette (11/19/15)
- 14 -- Penn (11/22/13)
- 14 -- Idaho St (12/4/10)
- 14 -- Chicago St (11/11/11)

Most Blocked Shots

1. 14 -- Drake (12/19/15) *
2. 13 -- Illinois (3/5/13)
3. 12 -- UNC Wilmington (11/8/13)
- 12 -- Northern Illinois (11/26/14)
5. 11 -- Michigan State (12/29/15)
6. 10 -- Penn State (2/15/14)
- 10 -- UT-Pan American (11/9/12)

Fewest Turnovers

1. 3 -- Temple (3/18/16)
- 3 -- Drake (12/19/15)
3. **4 -- Illinois (12/6/21)**
- 4 -- Virginia (11/29/21)**
- 4 -- Michigan (1/17/16)
- 4 -- Northwestern (2/15/15)

* -- denotes school record

INDIVIDUAL

Most Points:

1. 44 -- Luka Garza at Michigan (12/6/19)
- 42 -- Peter Jok vs. Memphis (11/26/16)
- 41 -- Luka Garza vs. Southern (11/27/20)
4. 38 -- Luka Garza at Indiana (2/13/20)
5. **37 -- Keegan Murray vs. Nebraska (2/13/22)**
- 36 -- Luka Garza vs. Oregon (3/22/21)
7. **35 -- Keegan Murray vs. Maryland (1/3/22)**
- 35 -- Keegan Murray vs. Utah State (12/18/21)**
- 35 -- Luka Garza vs. Western Illinois (12/3/20)
- 35 -- Peter Jok vs. Indiana (2/21/17)

Field Goals Made

1. 17 -- Luka Garza at Michigan (12/6/19)
2. **15 -- Keegan Murray vs. Nebraska (2/13/22)**
3. **14 -- Keegan Murray vs. Maryland (1/3/22)**
- 14 -- Luka Garza vs. Oregon (3/22/21)
- 14 -- Luka Garza vs. Southern (11/27/20)
- 14 -- Luka Garza at Indiana (2/13/20)
7. **13 -- Keegan Murray vs. W. Illinois (12/29/21)**
- 13 -- Keegan Murray vs. Utah State (12/18/21)**
- 13 -- Luka Garza vs. Minnesota (1/10/21)
- 13 -- Luka Garza vs. Iowa State (12/11/20)
- 13 -- Luka Garza vs. Western Illinois (12/3/20)
- 13 -- Luka Garza vs. Penn State (1/4/20)

Field Goals Attempted

1. 32 -- Luka Garza at Michigan (12/6/19)
2. 28 -- Luka Garza vs. Penn State (2/29/20)
3. 27 -- Luka Garza at Minnesota (12/25/20)
- 24 -- Devyn Marble vs. Wisconsin (1/5/14)
- 24 -- Peter Jok vs. Nebraska (1/5/17)

3-Point FG Made

1. **10 -- Jordan Bohannon at Maryland (2/10/22) ***
2. **8 -- Keegan Murray vs. Indiana (3/12/22)**
- 8 -- Jordan Bohannon vs. Nebraska (3/4/21)
- 8 -- Peter Jok vs. Memphis (11/26/16)
- 8 -- Jordan Bohannon vs. Maryland (2/25/17)
- 7 -- Jordan Bohannon vs. N. Carolina (12/8/20)
- 7 -- Jordan Bohannon vs. N'western (2/25/18)
- 7 -- Jordan Bohannon vs Notre Dame (11/29/16)
- 7 -- Jordan Bohannon vs TCU (3/19/17)
- 7 -- Devyn Marble vs Oregon (3/18/12)
- 7 -- Matt Gatens vs Wisconsin (2/23/12)
- 7 -- Matt Gatens vs Indiana (2/19/12)

3-Point Field Goals Attempted

1. **16 -- Jordan Bohannon at Maryland (2/10/22)**
- 16 -- Jordan Bohannon vs. N. Carolina (12/8/20)
3. 15 -- Jordan Bohannon at Notre Dame (12/3/16)
4. 14 -- Jordan Bohannon at Syracuse (12/3/19)
- 14 -- Jordan Bohannon vs. Savannah St. (12/22/18)
- 14 -- Jordan Bohannon vs. N'western (2/25/18)
7. **12 -- Payton Sandfort vs. Alabama St (11/18/21)**
- 12 -- Jordan Bohannon vs. Nebraska (3/4/21)
- 12 -- Jordan Bohannon at Illinois (1/11/18)
- 12 -- Jordan Bohannon vs. Omaha (12/3/16)

Free Throws Made

1. 22 -- Peter Jok vs. Indiana (2/21/17) *
2. 14 -- Roy Devyn Marble vs. UNI (12/15/12)
- 14 -- Aaron White vs. Texas (11/20/14)
4. 13 -- Tyler Cook vs. UAB (11/22/17)
- 13 -- Aaron White vs. Wisconsin (1/19/13)

Most Rebounds:

1. **21 -- Keegan Murray vs. N.C. Central (11/16/21)**
2. **18 -- Keegan Murray vs. N'western (2/28/22)**
- 18 -- Luka Garza vs. Wisconsin (1/27/20)
- 18 -- Luka Garza at Nebraska (1/7/20)
- 18 -- Adam Woodbury vs. Wisconsin (2/24/16)
6. 17 -- Luka Garza at Minnesota (12/25/20)
- 17 -- Aaron White vs. Iowa State (12/13/13)

Most Assists

1. 13 -- Jordan Bohannon vs. TCU (3/19/17)
- 12 -- Mike Gesell vs. Minnesota (2/14/16)
- 12 -- Mike Gesell vs. Coppin State (11/15/15)
4. **11 -- Joe Toussaint vs. Alabama St (11/18/21)**
- 11 -- Jordan Bohannon vs. Wisconsin (1/23/18)
- 11 -- Jordan Bohannon vs. South Dakota (3/15/17)
- 11 -- Mike Gesell vs. Michigan (3/5/16)
- 11 -- Devyn Marble vs. Wisconsin (2/22/14)
- 11 -- Bryce Cartwright vs. Dayton (3/13/12)
10. 10 -- Connor McCaffery at Maryland (1/7/21)
- 10 -- Jordan Bohannon vs. Minnesota (12/9/19)
- 10 -- Jordan Bohannon vs. Minnesota (1/30/18)
- 10 -- Jordan Bohannon vs. Ohio State (1/4/18)
- 10 -- Jordan Bohannon vs. Indiana (3/9/17)
- 10 -- Mike Gesell vs. Nebraska (1/5/16)
- 10 -- Mike Gesell vs. Tenn. Tech (12/22/15)

Most Steals

1. 7 -- Eric May vs. SIUE (11/26/10)
2. 6 -- Joe Toussaint at Maryland (1/7/21)
- 6 -- Jordan Bohannon vs. Pitt (11/27/18)
- 6 -- Roy Devyn Marble vs. Penn (11/22/13)
- 6 -- Eric May at Wake Forest (11/30/10)
- 5 -- Joe Toussaint vs. Kennesaw St (12/29/19)
- 5 -- Nicholas Baer vs. Drake (12/16/17)
- 5 -- Isaiah Moss vs. Indiana (3/9/17)
- 5 -- Jarrod Cole at Mich St (3/2/11)
- 5 -- Matt Gatens vs. Idaho St (12/4/10)
- 5 -- Aaron White vs. North Florida (12/22/14)
- 5 -- Mike Gesell at Penn State (2/28/15)

Most Blocks

1. 7 -- Melsahn Basabe vs. Iowa St (12/10/10)
- 7 -- Gabriel Olaseni vs. Illinois (3/5/13)
3. 6 -- Nicholas Baer at Nebraska (1/5/17)
- 6 -- Jarrod Uthoff vs. Minnesota (2/14/16)
- 6 -- Jarrod Uthoff vs. Michigan State (12/29/15)
- 6 -- Nicholas Baer vs. Drake (12/19/15)
- 6 -- Melsahn Basabe vs. Ohio State (1/4/11)



Game 9 - Illinois 87, Iowa 83

Official Box Score
Illinois vs Iowa
Game Totals -- Final Statistics
December 06, 2021 at Carver-Hawkeye Arena - Iowa City, IA



Table with 15 columns: No., Player, S, Pts, FG, 3FG, FT, OR, DR, TR, PF, A, TO, Blk, Stl, Min, +/-

Shooting By Period table with columns: Period, FG, FG%, 3FG, 3FG%, FT, FT%, and Deadball Rebounds.

Table with 15 columns: No., Player, S, Pts, FG, 3FG, FT, OR, DR, TR, PF, A, TO, Blk, Stl, Min, +/-

Shooting By Period table with columns: Period, FG, FG%, 3FG, 3FG%, FT, FT%, and Deadball Rebounds.

Game Notes and Score Summary table with columns: Score, 1st, 2nd, TOT, Points, ILL, UI.

Game 10 - #17 Iowa State 73, Iowa 53

Official Box Score
Iowa vs #17 Iowa State
Game Totals -- Final Statistics
December 09, 2021 at James H. Hilton Coliseum - Ames, Iowa

Table with 15 columns: No., Player, S, Pts, FG, 3FG, FT, OR, DR, TR, PF, A, TO, Blk, Stl, Min, +/-

Shooting By Period table with columns: Period, FG, FG%, 3FG, 3FG%, FT, FT%, and Deadball Rebounds.

Table with 15 columns: No., Player, S, Pts, FG, 3FG, FT, OR, DR, TR, PF, A, TO, Blk, Stl, Min, +/-

Shooting By Period table with columns: Period, FG, FG%, 3FG, 3FG%, FT, FT%, and Deadball Rebounds.

Game Notes and Score Summary table with columns: Score, 1st, 2nd, TOT, Points, IOW, ISU.

Game 11 - Iowa 94, Utah State 75

Official Box Score
Utah State vs Iowa
Game Totals -- Final Statistics
December 19, 2021 at Sanford Pentagon



Table with 15 columns: No., Player, S, Pts, FG, 3FG, FT, OR, DR, TR, PF, A, TO, Blk, Stl, Min, +/-

Shooting By Period table with columns: Period, FG, FG%, 3FG, 3FG%, FT, FT%, and Deadball Rebounds.

Table with 15 columns: No., Player, S, Pts, FG, 3FG, FT, OR, DR, TR, PF, A, TO, Blk, Stl, Min, +/-

Shooting By Period table with columns: Period, FG, FG%, 3FG, 3FG%, FT, FT%, and Deadball Rebounds.

Game Notes and Score Summary table with columns: Score, 1st, 2nd, TOT, Points, USU, UI.

Game 12 - Iowa 93, Southeastern Louisiana 62

Official Box Score
Southeastern La. vs Iowa
Game Totals -- Final Statistics
December 21, 2021 at Carver-Hawkeye Arena - Iowa City



Table with 15 columns: No., Player, S, Pts, FG, 3FG, FT, OR, DR, TR, PF, A, TO, Blk, Stl, Min, +/-

Shooting By Period table with columns: Period, FG, FG%, 3FG, 3FG%, FT, FT%, and Deadball Rebounds.

Table with 15 columns: No., Player, S, Pts, FG, 3FG, FT, OR, DR, TR, PF, A, TO, Blk, Stl, Min, +/-

Shooting By Period table with columns: Period, FG, FG%, 3FG, 3FG%, FT, FT%, and Deadball Rebounds.

Game Notes and Score Summary table with columns: Score, 1st, 2nd, TOT, Points, SEL, UI.

Game 17 - Iowa 81, Minnesota 71

Official Box Score
Iowa vs Minnesota
Game Totals -- Final Statistics
January 16, 2022 at Williams Arena - Minneapolis



Iowa 81 box score table with columns: No., Player, S, Pts, FG, 3FG, FT, OR, DR, TR, PF, A, TO, Blk, Stl, Min, +/-

Shooting By Period table for Iowa vs Minnesota with columns: Period, FG, FG%, 3FG, 3FG%, FT, FT%

Minnesota 71

Minnesota 71 box score table with columns: No., Player, S, Pts, FG, 3FG, FT, OR, DR, TR, PF, A, TO, Blk, Stl, Min, +/-

Shooting By Period table for Minnesota vs Iowa with columns: Period, FG, FG%, 3FG, 3FG%, FT, FT%

Game Notes, Officials, Attendance, Start Time, End Time, Game Duration, Conference Game, Score, 1st, 2nd, TOT, Points, IWA, UMN, In the Paint, Off Turns, 2nd Chance, Fast Break, Bench, Per Poss

Game 18 - Rutgers 48, Iowa 46

Official Box Score
Iowa vs Rutgers
Game Totals -- Final Statistics
January 19, 2022 at Jersey Mike's Arena - Piscataway



Iowa 46 box score table with columns: No., Player, S, Pts, FG, 3FG, FT, OR, DR, TR, PF, A, TO, Blk, Stl, Min, +/-

Shooting By Period table for Iowa vs Rutgers with columns: Period, FG, FG%, 3FG, 3FG%, FT, FT%

Rutgers 48

Rutgers 48 box score table with columns: No., Player, S, Pts, FG, 3FG, FT, OR, DR, TR, PF, A, TO, Blk, Stl, Min, +/-

Shooting By Period table for Rutgers vs Iowa with columns: Period, FG, FG%, 3FG, 3FG%, FT, FT%

Game Notes, Officials, Attendance, Start Time, End Time, Game Duration, Conference Game, Score, UOI, RUT, In the Paint, Off Turns, 2nd Chance, Fast Break, Bench, Per Poss

Game 19 - Iowa 68, Penn State 51

Official Box Score
Penn St. vs Iowa
Game Totals -- Final Statistics
January 22, 2022 at Carver-Hawkeye Arena - Iowa City



Penn St. 51 box score table with columns: No., Player, S, Pts, FG, 3FG, FT, OR, DR, TR, PF, A, TO, Blk, Stl, Min, +/-

Shooting By Period table for Penn State vs Iowa with columns: Period, FG, FG%, 3FG, 3FG%, FT, FT%

Iowa 68

Iowa 68 box score table with columns: No., Player, S, Pts, FG, 3FG, FT, OR, DR, TR, PF, A, TO, Blk, Stl, Min, +/-

Shooting By Period table for Iowa vs Penn State with columns: Period, FG, FG%, 3FG, 3FG%, FT, FT%

Game Notes, Officials, Attendance, Start Time, End Time, Game Duration, Conference Game, Score, PSU, UI, In the Paint, Off Turns, 2nd Chance, Fast Break, Bench, Per Poss

Game 20 - #6 Purdue 83, Iowa 73

Official Box Score
Purdue vs Iowa
Game Totals -- Final Statistics
January 27, 2022 at Carver-Hawkeye Arena - Iowa City, IA



Purdue 83 box score table with columns: No., Player, S, Pts, FG, 3FG, FT, OR, DR, TR, PF, A, TO, Blk, Stl, Min, +/-

Shooting By Period table for Purdue vs Iowa with columns: Period, FG, FG%, 3FG, 3FG%, FT, FT%

Iowa 73

Iowa 73 box score table with columns: No., Player, S, Pts, FG, 3FG, FT, OR, DR, TR, PF, A, TO, Blk, Stl, Min, +/-

Shooting By Period table for Iowa vs Purdue with columns: Period, FG, FG%, 3FG, 3FG%, FT, FT%

Game Notes, Officials, Attendance, Start Time, End Time, Game Duration, Conference Game, Score, PUR, UI, In the Paint, Off Turns, 2nd Chance, Fast Break, Bench, Per Poss

Game 21 - Penn State 90, Iowa 86 (2 OT)

Official Box Score Iowa vs Penn St.

Game Totals -- Final Statistics January 31, 2022 at Bryce Jordan Center - University Park



Iowa 86 Player stats table including columns for No., Player, S, Pts, FG, 3FG, FT, OR, DR, TR, PF, A, TO, Bk, Stl, Min, +/-.

Shooting By Period table showing FG, FG%, 3FG, 3FG%, FT, FT% for 1st Half, 2nd Half, 3rd Half, 4th Half, and Game totals.

Penn St. 90 Player stats table including columns for No., Player, S, Pts, FG, 3FG, FT, OR, DR, TR, PF, A, TO, Bk, Stl, Min, +/-.

Shooting By Period table for Penn St. 90 showing FG, FG%, 3FG, 3FG%, FT, FT% for 1st Half, 2nd Half, 3rd Half, 4th Half, and Game totals.

Game Notes, Officials, Score, 1st, 2nd, 3rd, 4th, TOT, Points, In the Paint, OUt Turns, 2nd Chance, Fast Break, Bench, Per Poss.

Game 22 - Iowa 71, Minnesota 59

Official Box Score Minnesota vs Iowa

Game Totals -- Final Statistics February 06, 2022 at Carver-Hawkeye Arena - Iowa City



Minnesota 59 Player stats table including columns for No., Player, S, Pts, FG, 3FG, FT, OR, DR, TR, PF, A, TO, Bk, Stl, Min, +/-.

Shooting By Period table showing FG, FG%, 3FG, 3FG%, FT, FT% for 1st Half, 2nd Half, and Game totals.

Iowa 71 Player stats table including columns for No., Player, S, Pts, FG, 3FG, FT, OR, DR, TR, PF, A, TO, Bk, Stl, Min, +/-.

Shooting By Period table for Iowa 71 showing FG, FG%, 3FG, 3FG%, FT, FT% for 1st Half, 2nd Half, and Game totals.

Game Notes, Officials, Score, 1st, 2nd, TOT, Points, In the Paint, OUt Turns, 2nd Chance, Fast Break, Bench, Per Poss.

Game 23 - Iowa 110, Maryland 87

Official Box Score Iowa vs Maryland

Game Totals -- Final Statistics February 10, 2022 at XFINITY Center - College Park



Iowa 110 Player stats table including columns for No., Player, S, Pts, FG, 3FG, FT, OR, DR, TR, PF, A, TO, Bk, Stl, Min, +/-.

Shooting By Period table for Iowa 110 showing FG, FG%, 3FG, 3FG%, FT, FT% for 1st Half, 2nd Half, and Game totals.

Maryland 87 Player stats table including columns for No., Player, S, Pts, FG, 3FG, FT, OR, DR, TR, PF, A, TO, Bk, Stl, Min, +/-.

Shooting By Period table for Maryland 87 showing FG, FG%, 3FG, 3FG%, FT, FT% for 1st Half, 2nd Half, and Game totals.

Game Notes, Officials, Score, 1st, 2nd, TOT, Points, In the Paint, OUt Turns, 2nd Chance, Fast Break, Bench, Per Poss.

Game 24 - Iowa 98, Nebraska 75

Official Box Score Nebraska vs Iowa

Game Totals -- Final Statistics February 13, 2022 at Carver-Hawkeye Arena - Iowa City



Nebraska 75 Player stats table including columns for No., Player, S, Pts, FG, 3FG, FT, OR, DR, TR, PF, A, TO, Bk, Stl, Min, +/-.

Shooting By Period table for Nebraska 75 showing FG, FG%, 3FG, 3FG%, FT, FT% for 1st Half, 2nd Half, and Game totals.

Iowa 98 Player stats table including columns for No., Player, S, Pts, FG, 3FG, FT, OR, DR, TR, PF, A, TO, Bk, Stl, Min, +/-.

Shooting By Period table for Iowa 98 showing FG, FG%, 3FG, 3FG%, FT, FT% for 1st Half, 2nd Half, and Game totals.

Game Notes, Officials, Score, 1st, 2nd, TOT, Points, In the Paint, OUt Turns, 2nd Chance, Fast Break, Bench, Per Poss.

Game 25 - Michigan 84, Iowa 79

Official Box Score Michigan vs Iowa Game Totals - Final Statistics

February 17, 2022 at Carver-Hawkeye Arena - Iowa City



Michigan 84

No.	Player	S	Pts	FG	3FG	FT	OR	DR	TR	PF	A	TBk	STk	Min	±	
01	DICKINSON, HUNTER	C	14	5-11	0-3	4-4	3	1	3	7	3	2	0	32	11	
12	JONES, DEVANTE'	C	11	3-8	1-2	4-6	1	9	10	2	5	1	1	4	30	
14	DIABATE, MOUSSA	F	28	12-15	0-1	4-7	3	5	8	4	0	2	1	34	13	
22	HOUSTAN, CALEB	G	6	2-9	0-5	2-2	0	2	2	1	4	2	0	1	29	3
55	BROOKS, ELI	G	13	4-8	3-6	2-2	0	4	4	0	5	1	0	37	8	
02	BUFFKIN, KOBE	G	10	4-6	0-1	2-2	1	0	1	2	0	1	0	1	16	-3
10	COLLINS, FRANKIE	G	0	0-2	0-1	0-0	0	0	0	0	0	0	0	3	-4	
23	JOHNS JR., BRANDON	F	0	0-1	0-1	0-0	0	1	1	2	0	0	0	4	-8	
25	HOWARD, JACE	G	2	1-1	0-0	0-0	0	0	0	0	0	0	0	6	0	
44	FALLDS, JARON	F	0	0-1	0-0	0-0	0	0	0	0	0	0	0	3	-2	
	TEAM						2	3	5	0	0	0				
TOTALS			84	31-62	4-20	18-23	10	30	40	17	21	11	4	7	200	

Shooting By Period	FG	FG%	3FG	3FG%	FT	FT%	Deadball Rebounds: 2.0
1st Half	16-34	47%	1-12	08%	4-4	100%	11-0
2nd Half	15-28	54%	3-8	38%	14-19	74%	11-0
Game	31-62	50.0%	4-20	20.0%	18-23	78.3%	0-0

Iowa 79

No.	Player	S	Pts	FG	3FG	FT	OR	DR	TR	PF	A	TBk	STk	Min	±
00	REBRACA, FILIP	F	12	5-9	0-0	2-3	4	2	6	4	3	2	0	24	-5
03	BOHANNON, JORDAN	G	11	2-5	2-5	5-5	0	0	0	1	0	2	0	30	-8
11	PERKINS, TONY	G	4	2-4	0-0	0-0	0	2	7	1	5	0	0	15	-10
15	MURRAY, KEEGAN	F	23	8-23	1-4	4-9	5	2	7	2	1	3	4	32	-12
22	MCCAFFERY, PATRICK	F	13	6-11	0-2	1-1	2	3	5	1	2	1	0	27	-13
02	TOUSSAINT, JOE	G	2	1-2	0-0	0-0	0	3	3	0	2	1	0	13	7
04	ULIS, AHRON	G	4	2-3	0-0	0-0	0	2	2	1	0	0	0	11	2
13	ASH, AUSTIN	G	0	0-0	0-0	0-0	0	0	0	0	1	0	0	0	-3
20	SANDFORT, PAYTON	G	2	1-6	0-4	0-0	1	2	3	0	0	1	0	14	7
23	OSUNDELE, JOSH	C	0	0-0	0-0	0-0	0	1	1	0	0	0	0	4	0
24	MURRAY, KRIS	F	8	3-7	1-3	1-2	0	1	1	5	0	0	1	14	-2
30	MCCAFFERY, CONNOR	G	0	0-0	0-0	0-0	0	4	4	2	4	0	0	16	12
	TEAM						1	2	3	0	0				
TOTALS			79	31-70	4-18	13-20	13	24	37	18	16	11	5	3	200

Shooting By Period	FG	FG%	3FG	3FG%	FT	FT%	Deadball Rebounds: 3.0
1st Half	15-32	47%	2-8	25%	7-8	88%	9-0
2nd Half	16-38	42%	2-10	20%	6-12	50%	2-0
Game	31-70	44.3%	4-18	22.2%	13-20	65.0%	11-0

Game Notes:	1st	2nd	TOT	Points	U-M	UI
Officials: Larry Sciotto, Donnie Eppley, Keith Kimble	U-M	37	47	84	46	42
Attendance: 10346	UI	39	40	79	18	9
Start Time: 07:01 PM ET	U-M led for 23:02; UI led for 8:56.			2nd Chance	10	14
End Time: 09:16 PM ET	Game was tied for 8:03.			Fast Break	14	13
Game Duration: 2:14	Times tied: 13			Bench	12	16
Conference Game:	Lead Changes: 11			Per Poss	1.167	1.053

Game 26 - Iowa 75, #18 Ohio State 62

Official Box Score Iowa vs Ohio State Game Totals - Final Statistics

February 19, 2022 at Value City Arena



Iowa 75

No.	Player	S	Pts	FG	3FG	FT	OR	DR	TR	PF	A	TBk	STk	Min	±
00	REBRACA, FILIP	F	5	2-3	0-0	1-2	2	3	5	4	0	3	0	16	
03	BOHANNON, JORDAN	G	10	3-9	2-7	2-3	1	0	1	2	1	0	0	1	30
11	PERKINS, TONY	G	4	2-6	0-0	0-0	1	2	3	2	0	0	0	10	
15	MURRAY, KEEGAN	F	24	10-17	2-5	2-3	3	2	5	3	2	0	1	0	36
22	MCCAFFERY, PATRICK	F	7	2-8	0-1	3-5	4	1	5	0	3	2	1	1	19
02	TOUSSAINT, JOE	G	4	2-4	0-2	0-0	0	2	2	3	1	1	0	0	22
04	ULIS, AHRON	G	7	1-3	0-0	5-6	2	2	4	2	2	1	0	0	17
20	SANDFORT, PAYTON	G	0	0-0	0-0	0-0	0	0	0	0	0	0	0	1	1
24	MURRAY, KRIS	F	11	4-13	1-5	2-2	3	5	8	1	2	1	1	2	27
30	MCCAFFERY, CONNOR	G	3	1-1	1-1	0-0	1	2	3	3	2	0	0	0	21
	TEAM						3	1	4	0	0				
TOTALS			75	27-64	6-21	15-21	20	20	40	20	12	8	3	3	199

Shooting By Period	FG	FG%	3FG	3FG%	FT	FT%	Deadball Rebounds: 2.0
1st Half	15-36	42%	3-10	30%	6-9	67%	9-0
2nd Half	12-28	43%	3-11	27%	9-12	75%	2-0
Game	27-64	42.2%	6-21	28.6%	15-21	71.4%	11-0

Ohio State 62

No.	Player	S	Pts	FG	3FG	FT	OR	DR	TR	PF	A	TBk	STk	Min	±
02	BROWN III, EUGENE	G	2	0-2	0-1	2-2	0	0	0	0	0	0	2	0	19
23	BRANHAM, MALAKI	G	22	8-13	1-2	3-4	3	5	8	3	0	3	0	2	35
25	KEY, ZED	F	6	1-1	0-0	4-6	1	4	5	3	0	1	1	0	18
32	LIDDELL, E.J.	F	15	6-13	1-2	2-5	3	5	8	3	1	3	5	1	35
55	WHEELER, JAMARI	G	3	1-6	0-2	1-2	0	2	2	4	3	0	0	0	27
00	JOHNSON JR., MEECHIE	G	0	0-2	0-2	0-0	0	0	0	0	1	0	1	0	13
02	RUSSELL, CEDRIC	G	4	2-6	0-2	0-0	0	1	1	0	0	0	0	18	
10	AHRENS, JUSTIN	F	0	0-0	0-0	0-0	0	1	1	0	0	1	0	0	10
25	YOUNG, KYLE	F	10	4-6	0-0	2-2	4	1	5	2	3	0	1	0	24
50	BRUNK, JOEY	C	0	0-0	0-0	0-0	0	0	0	1	0	0	0	0	2
	TEAM						1	0	1	0	0				
TOTALS			62	23-49	2-11	14-21	12	19	31	17	7	14	6	7	199

Shooting By Period	FG	FG%	3FG	3FG%	FT	FT%	Deadball Rebounds: 2.0
1st Half	15-29	52%	1-4	25%	7-10	70%	11-0
2nd Half	8-20	40%	1-7	14%	7-11	64%	0-0
Game	23-49	46.9%	2-11	18.2%	14-21	66.7%	11-0

Game Notes:	1st	2nd	TOT	Points	IOWA	OSU
Officials: Rob Ryan, Bill Ek, Chris Beever	IOWA	39	36	75	In the Paint	36
Attendance: 18876	OSU	38	24	62	Off Turns	16
Start Time: 07:37 PM	IOWA led for 16:48; OSU led for 18:25.			2nd Chance	18	11
Conference Game:	Game was tied for 0:0.			Fast Break	6	3
	Times tied: 8			Bench	25	14
	Lead Changes: 9			Per Poss	1.250	1.051
					3500	3059

Game 27 - #25 Iowa 86, Michigan State 60

Official Box Score Michigan St. vs Iowa Game Totals - Final Statistics

February 22, 2022 at Carver-Hawkeye Arena - Iowa City, Iowa



Michigan St. 60

No.	Player	S	Pts	FG	3FG	FT	OR	DR	TR	PF	A	TBk	STk	Min	±
05	CHRISTIE, MAX	G	5	2-11	1-4	0-0	1	1	2	0	1	0	0	24	-21
10	HAUSER, JOEY	F	2	1-2	0-1	0-0	0	2	2	3	0	1	0	17	-16
11	HOGGARD, A.J.	G	4	2-8	0-2	0-0	0	0	0	1	6	1	0	1	23
30	BINGHAM JR., MARCUS	F	8	4-7	0-0	0-0	3	3	6	3	0	4	1	0	12
44	BROWN, GABE	F	0	0-7	0-5	0-0	1	2	3	2	2	0	0	0	20
01	BROOKS, PIERRE	G	0	0-1	0-1	0-0	0	0	0	0	0	0	0	4	-6
02	WALKER, TYSON	G	9	3-7	3-5	0-0	0	4	4	0	5	1	0	25	-16
03	AKINS, JADEN	G	3	1-3	1-2	0-0	2	2	4	1	3	3	1	16	-8
13	IZZO, STEVEN	G	0	0-0	0-0	0-0	0	0	0	0	0	0	0	1	3
14	SMITH, DAVIS	G	0	0-1	0-1	0-0	0	1	1						

Game 29 - #24 Iowa 82, Northwestern 61

Official Box Score Northwestern vs Iowa Game Totals - Final Statistics February 28, 2022 at Carver-Hawkeye Arena - Iowa City, Iowa



No.	Player	S	Pts	FG	3FG	FT	OR	DR	TR	PF	A	TO	Bk	Stl	Min	+	
00	BUJE, BOO	G	0	0-2	0-1	0-2	0	0	0	0	0	0	0	0	6	-3	
01	AUDIGE, CHASE	G	7	2-7	1-4	2-2	0	5	5	1	3	2	0	0	1	26	-21
05	ROPER II, JULIAN	G	2	1-3	0-2	0-0	0	0	2	1	0	0	0	0	10	-9	
22	NANCE, PETE	F	4	2-5	0-1	0-1	2	6	8	1	1	3	1	0	29	-19	
31	BERAN, ROBBIE	F	0	0-1	0-1	0-0	0	1	1	3	0	1	1	0	8	-11	
02	GREER, RYAN	G	3	1-4	1-2	0-0	1	1	2	2	3	0	0	1	15	-7	
03	BERRY, TY	G	19	5-11	5-10	4-4	0	3	3	2	2	0	1	2	31	-17	
13	BARNHIZER, BROOKS	G	7	2-7	1-4	2-2	0	2	2	3	3	2	0	1	21	-10	
14	SIMMONS, CASEY	G	4	2-5	0-0	0-0	0	0	0	3	0	1	0	1	11	4	
15	YOUNG, RYAN	C	10	4-8	0-0	2-5	3	4	7	1	2	1	1	1	19	-3	
21	WILLIAMS, ELYJAH	F	4	2-3	0-0	0-0	0	1	1	3	0	0	0	0	17	-10	
34	NICHOLSON, MATTHEW	C	1	0-0	0-0	1-2	0	1	1	0	0	1	1	0	6	1	
	TEAM							1	4	5	0						
TOTALS			61	21-56	8-25	11-18	7	28	35	20	13	15	5	7	200		

Shooting By Period	FG	FG%	3FG	3FG%	FT	FT%
1st Half	6-27	22%	2-11	18%	3-6	50%
2nd Half	15-29	52%	6-14	43%	8-12	67%
Game	21-56	37.5%	8-25	32.0%	11-18	61.1%

Iowa 82

No.	Player	S	Pts	FG	3FG	FT	OR	DR	TR	PF	A	TO	Bk	Stl	Min	+	
00	REBRACA, FILIP	F	1	0-4	0-0	1-2	4	1	5	1	1	0	1	0	18	19	
03	BOHANNON, JORDAN	G	18	5-14	4-11	4-5	1	1	2	2	4	1	0	1	28	24	
11	PERKINS, TONY	G	6	3-7	0-1	0-1	1	3	4	3	0	0	5	2	19		
15	MURRAY, KEEGAN	F	26	9-16	2-4	6-8	4	14	18	3	3	1	2	2	31	28	
20	MCCAFFERY, CONNOR	G	17	5-10	5-9	2-2	1	3	4	3	2	0	0	1	33	28	
02	TOUSSAINT, JOE	G	4	2-4	0-1	0-0	1	1	2	0	4	2	0	1	19	6	
04	ULIS, AHRON	G	0	0-1	0-0	0-0	1	3	4	0	1	0	0	0	11	3	
13	ASH, AUSTIN	G	3	1-5	1-3	0-1	0	0	0	0	1	1	0	0	6	-1	
20	SANDFORT, PAYTON	G	4	1-4	0-3	2-2	2	2	4	1	0	1	0	1	0	14	-1
23	OGUNDELE, JOSH	C	0	0-0	0-0	0-0	1	0	1	0	0	1	0	0	4	-7	
24	MURRAY, KRIS	F	3	1-3	1-2	0-0	0	2	2	4	0	2	0	0	10	1	
25	LAKETA, LUC	G	0	0-1	0-1	0-0	0	0	0	1	0	0	0	0	3	-7	
44	MULVEY, RILEY	C	0	0-0	0-0	0-0	0	0	0	0	0	0	0	0	3	-7	
	TEAM							3	1	4	0		2				
TOTALS			82	27-69	13-35	15-21	19	31	50	18	16	11	3	10	200		

Shooting By Period	FG	FG%	3FG	3FG%	FT	FT%
1st Half	13-37	35%	4-16	25%	6-9	67%
2nd Half	14-32	44%	9-19	47%	9-12	75%
Game	27-69	39.1%	13-35	37.1%	15-21	71.4%

Game Notes:	Score	1st	2nd	TOT	Points	NWS	IOW
Officials: Paul Szale, DJ Carstensen, Terry Oglesby Attendance: 1031	NWS	17	44	61	In the Paint	22	26
Start Time: 08:01 PM ET End Time: 09:59 PM ET Game Duration: 1:57 Conference Game:	IOW	36	46	82	Off Turns	13	12
					2nd Chance	8	18
					Fast Break	9	8
					Bench	48	14
					Per Poss	0.871	1.171
						27/0	36/0

Game 31 - #20 Illinois 74, #24 Iowa 72

Official Box Score Iowa vs Illinois Game Totals - Final Statistics March 07, 2022 at State Farm Center



No.	Player	S	Pts	FG	3FG	FT	OR	DR	TR	PF	A	TO	Bk	Stl	Min	+
00	REBRACA, FILIP	F	6	3-5	0-0	0-0	3	0	3	3	2	0	1	2	22	22
03	BOHANNON, JORDAN	G	0	0-2	0-0	0-0	0	0	0	3	0	0	0	0	14	
11	PERKINS, TONY	G	17	6-13	2-3	3-7	4	8	12	2	5	1	0	1	34	
15	MURRAY, KEEGAN	F	22	7-22	2-7	6-8	1	10	11	2	1	1	4	0	39	
20	MCCAFFERY, CONNOR	G	0	0-1	0-1	0-0	0	1	1	2	1	1	0	0	24	
02	TOUSSAINT, JOE	G	5	2-4	1-2	0-0	0	1	1	3	4	3	0	2	20	
04	ULIS, AHRON	G	2	1-2	0-0	0-0	0	1	1	2	1	1	0	0	13	
20	SANDFORT, PAYTON	G	7	3-3	1-1	0-0	0	1	1	0	1	0	0	0	15	
24	MURRAY, KRIS	F	13	5-10	2-5	1-7	2	2	4	3	0	1	0	1	19	
	TEAM							1	3	4	0		0			
TOTALS			72	27-62	8-21	10-22	11	27	38	19	13	10	4	5	200	

Shooting By Period	FG	FG%	3FG	3FG%	FT	FT%
1st Half	17-33	52%	5-11	45%	4-6	67%
2nd Half	10-29	34%	3-10	30%	6-16	38%
Game	27-62	43.5%	8-21	38.1%	10-22	45.5%

Illinois 74

No.	Player	S	Pts	FG	3FG	FT	OR	DR	TR	PF	A	TO	Bk	Stl	Min	+
01	FRAZIER, TRENT	G	2	1-9	0-5	0-0	0	2	2	3	5	0	0	1	38	
11	PLUMMER, ALFONSO	G	15	5-11	2-6	3-3	0	1	1	1	0	0	0	0	27	
20	WILLIAMS, DAMONTE	G	7	2-3	2-2	1-2	1	2	3	2	1	1	0	0	19	
21	COCKBURN, KOFI	C	21	5-17	0-0	3-6	7	7	14	3	2	2	3	0	34	
33	HAWKINS, COLEMAN	F	9	3-5	1-2	2-2	1	10	11	2	2	2	2	0	37	
00	PODZIEMSKI, BRANDIN	G	0	0-0	0-0	0-0	0	0	0	1	0	1	0	0	2	
04	PAYNE, OMAR	F	0	0-1	0-0	0-0	0	1	1	0	0	0	0	0	4	
05	CURBELO, ANDRE	G	14	4-12	1-4	5-5	0	4	4	5	6	4	1	2	22	
10	GOODE, LUKE	G	3	1-3	1-2	0-0	1	1	2	1	0	1	0	0	9	
15	MELLENDEZ, RJ	G	3	1-1	1-1	0-0	0	0	0	1	0	0	0	0	8	
	TEAM							2	1	3	0		1			
TOTALS			74	26-62	8-22	14-18	12	29	41	19	16	12	5	2	200	

Shooting By Period	FG	FG%	3FG	3FG%	FT	FT%
1st Half	14-36	39%	4-12	33%	5-6	83%
2nd Half	12-26	46%	4-10	40%	9-12	75%
Game	26-62	41.9%	8-22	36.4%	14-18	77.8%

Game Notes:	Score	1st	2nd	TOT	Points	IOW	ILL
Officials: Keith Kimble, Courtney Green, Kelly Pfeiffer Attendance: 1564	IOW	43	29	72	In the Paint	36	34
Start Time: 12:30 AM Game Duration: 1:47 Conference Game:	ILL	37	37	74	Off Turns	9	10
					2nd Chance	8	9
					Fast Break	2	2
					Bench	27	20
					Per Poss	1.029	1.072
						32/0	33/0

Game 30 - #24 Iowa 82, Michigan 71

Official Box Score Iowa vs Michigan Game Totals - Final Statistics March 03, 2022 at Crisler Center - Ann Arbor



No.	Player	S	Pts	FG	3FG	FT	OR	DR	TR	PF	A	TO	Bk	Stl	Min	+
00	REBRACA, FILIP	F	4	2-6	0-0	0-0	0	2	2	3	0	1	0	1	17	4
03	BOHANNON, JORDAN	G	19	5-8	5-7	4-4	0	0	0	1	3	0	1	1	33	16
11	PERKINS, TONY	G	13	5-10	1-1	2-2	2	2	4	1	1	1	0	2	27	16
15	MURRAY, KEEGAN	F	23	7-9	4-4	5-6	0	7	7	2	3	1	3	1	36	18
22	MCCAFFERY, PATRICK	F	4	2-6	0-2	0-0	0	4	4	1	1	0	1	1	18	15
02	TOUSSAINT, JOE	G	0	0-4	0-1	0-0	0	0	0	0	2	0	0	0	9	-2
04	ULIS, AHRON	G	0	0-2	0-1	0-0	0	1	1	0	0	1	0	0	2	-9
24	MURRAY, KRIS	F	19	9-11	1-2	0-0	3	3	6	3	1	2	1	2	26	0
30	MCCAFFERY, CONNOR	G	0	0-1	0-1	0-0	0	1	1	2	2	0	0	1	23	-3
	TEAM										2	2	4			
TOTALS			82	30-57	11-19	11-12	7	22	29	13	11	9	6	10	200	

Shooting By Period	FG	FG%	3FG	3FG%	FT	FT%
1st Half	18-30	60%	7-10	70%	4-4	100%
2nd Half	12-27	44%	4-9	44%	7-8	88%
Game	30-57	52.6%	11-19	57.9%	11-12	91.7%

Michigan 71

No.	Player	S	Pts	FG	3FG	FT	OR	DR	TR	PF	A	TO	Bk	Stl	Min	+
01	DICKINSON, HUNTER	C														

Game 33 - #24 Iowa 84, Rutgers 74 (BTT)

Official Box Score
(5) Iowa vs (4) Rutgers
 Game Totals -- Final Statistics
 March 11, 2022 at Gainbridge Fieldhouse - Indianapolis, IN



(5) Iowa 84

No.	Player	S	Pts	FG	3FG	FT	OR	DR	TR	PF	A	TO	Blk	Stl	Min	±.
00	REBRACA, FILIP	F	5	2-3	0-0	1-1	1	5	6	3	1	0	1	0	26	-6
03	BOHANNON, JORDAN	G	16	3-6	3-6	7-8	0	1	2	1	2	4	0	1	31	-5
11	PERKINS, TONY	G	16	6-9	2-3	2-2	0	1	1	1	3	2	0	0	25	-4
15	MURRAY, KEEGAN	F	26	10-19	0-5	6-6	4	4	8	1	2	0	1	1	36	24
22	MCCAFFERY, PATRICK	F	3	1-2	0-0	1-2	0	2	2	1	1	2	0	0	16	-7
02	TOUSSAINT, JOE	G	4	1-2	0-1	2-2	1	1	2	2	1	0	0	1	15	-2
20	SANDFORT, PAYTON	G	2	0-3	0-1	2-2	0	5	5	1	1	0	0	0	9	17
24	MURRAY, KRIS	F	9	2-6	1-3	4-4	1	4	5	2	0	1	2	0	18	2
30	MCCAFFERY, CONNOR	G	3	1-3	1-3	0-0	0	2	2	2	5	1	0	0	24	17
TEAM																
TOTALS																

Shooting By Period
 Period: FG FG% 3FG 3FG% FT FT%
 1st Half: 13-27 48% 5-11 45% 10-10 100%
 2nd Half: 13-26 50% 2-11 18% 15-17 88%
Game: 26-53 49.1% 7-22 31.8% 25-27 92.6%

Deadball Rebounds: 2.0
 Last FG: 2nd-01:21
 Biggest Run: 9-0
 Largest Lead: By 18 at 2nd-01:21
 Technical Fouls: #30 MCCAFFERY (Class A) @ 2nd - 08:18; #30 MCCAFFERY (Class A) @ 2nd - 02:56.

(4) Rutgers 74

No.	Player	S	Pts	FG	3FG	FT	OR	DR	TR	PF	A	TO	Blk	Stl	Min	±.
00	BAKER, GEO	G	23	9-16	4-7	1-2	2	1	3	1	2	1	0	3	39	-12
04	MULCAHY, PAUL	G	13	6-10	0-2	1-2	2	4	6	3	9	1	0	0	34	-2
11	OMORUYI, CLIFFORD	C	17	6-9	0-1	5-6	2	5	7	3	1	0	0	0	32	-8
22	MCCONNELL, CALEB	G	8	3-9	1-4	1-2	1	2	3	4	1	1	0	2	37	-4
24	HARPER JR., RON	G	13	5-16	1-6	2-2	2	1	3	4	1	1	2	0	36	-7
02	MILLER, JALEN	G	0	0-0	0-0	0-0	0	0	0	2	1	0	0	1	6	-7
03	MAG, MAWOT	F	0	0-0	0-0	0-0	0	0	0	1	0	0	0	0	7	-6
05	HYATT, AUNDRE	F	0	0-4	0-1	0-0	0	0	0	2	0	0	0	0	5	-3
21	REIDER, DEAN	F	0	0-1	0-0	0-0	1	1	2	2	0	0	1	5	-1	
TEAM																
TOTALS																

Shooting By Period
 Period: FG FG% 3FG 3FG% FT FT%
 1st Half: 13-33 39% 3-12 25% 3-6 50%
 2nd Half: 16-32 50% 3-9 33% 7-8 88%
Game: 29-65 44.6% 6-21 28.6% 10-14 71.4%

Deadball Rebounds: 4.1
 Last FG: 2nd-00:12
 Biggest Run: 9-0
 Largest Lead: By 10 at 1st-15:43
 Technical Fouls: #0 TEAM (Bench Technical) @ 2nd - 13:31; #22 MCCONNELL (Class A) @ 2nd - 08:18; #04 MULCAHY (Class A) @ 2nd - 02:56; #0 TEAM (Bench Technical) @ 2nd - 02:12.

Game Notes:
 Officials: Bo Boroski, Kelly Pfeifer, Brandon Cruz
 Start Time: 02:18 PM ET
 End Time: 04:24 PM ET
 Game Duration: 1:06
 Neutral Court:
 Rutgers is the No. 4 seed and Iowa is the No. 5 seed

Score	1st	2nd	TOT	Points	IOW	RU
IOW	41	43	84	In the Paint	36	40
RU	32	42	74	Off Turns	6	11
2nd Chance						
Fast Break						
Bench						
Per Poss						

IOW led for 28:25. RU led for 10:07.
 Game was tied for 9:29.
 Times led: 0
 Lead Changes: 1

Game 34 - #24 Iowa 80, Indiana 77 (BTT)

Official Box Score
Indiana vs Iowa
 Game Totals -- Final Statistics
 March 12, 2022 at Gainbridge Fieldhouse - Indianapolis, IN



Indiana 77

No.	Player	S	Pts	FG	3FG	FT	OR	DR	TR	PF	A	TO	Blk	Stl	Min	±.
00	JOHNSON, XAVIER	F	20	5-11	2-6	8-8	0	4	4	2	9	4	0	1	33	-7
12	KOPP, MILLER	F	8	2-11	2-7	2-2	1	2	3	4	1	1	1	1	33	3
23	JACKSON-DAVIS, TRAYCE	F	31	15-21	0-0	1-3	4	6	10	2	3	2	2	1	38	2
25	THOMPSON, RACE	F	11	5-7	0-0	1-1	4	3	7	2	3	2	1	1	35	-5
45	STEWART, PARKER	G	2	1-5	0-2	0-0	0	4	4	1	0	0	0	1	22	3
01	PHINISEE, ROB	G	0	0-2	0-0	0-0	1	2	3	0	3	0	0	0	3	17
32	GALLOWAY, TREY	G	2	1-5	0-3	0-0	1	0	1	4	3	1	0	1	21	-8
53	BATES, TAMAR	G	3	1-1	1-1	0-0	0	0	0	1	0	0	0	0	2	4
TEAM																
TOTALS																

Shooting By Period
 Period: FG FG% 3FG 3FG% FT FT%
 1st Half: 16-34 47% 3-10 30% 3-3 100%
 2nd Half: 14-29 48% 2-9 22% 9-11 82%
Game: 30-63 47.6% 5-19 26.3% 12-14 85.7%

Deadball Rebounds: 1.0
 Last FG: 2nd-00:30
 Biggest Run: 9-0
 Largest Lead: By 12 at 1st-14:21
 Technical Fouls: None.

Iowa 80

No.	Player	S	Pts	FG	3FG	FT	OR	DR	TR	PF	A	TO	Blk	Stl	Min	±.
00	REBRACA, FILIP	F	0	0-1	0-0	0-0	1	3	4	1	0	0	0	0	19	-22
03	BOHANNON, JORDAN	G	12	4-10	4-9	0-0	0	3	3	1	3	1	0	0	29	5
11	PERKINS, TONY	G	8	3-8	0-3	2-3	1	2	3	3	5	3	0	0	26	-11
15	MURRAY, KEEGAN	F	32	11-17	8-10	2-3	3	6	9	3	3	3	2	2	39	8
22	MCCAFFERY, PATRICK	F	16	7-11	0-1	2-2	1	1	2	1	1	1	1	1	28	-12
02	TOUSSAINT, JOE	G	4	0-3	0-2	4-4	0	0	0	3	1	0	0	2	14	12
04	ULIS, AHRON	G	0	0-0	0-0	0-0	1	0	1	0	0	2	0	1	3	0
20	SANDFORT, PAYTON	G	3	1-3	1-2	0-0	1	1	2	0	2	0	0	0	7	0
24	MURRAY, KRIS	F	5	2-6	1-3	0-0	0	1	1	3	2	1	0	1	22	20
30	MCCAFFERY, CONNOR	G	0	0-2	0-2	0-0	1	1	2	2	3	0	0	0	14	15
TEAM																
TOTALS																

Shooting By Period
 Period: FG FG% 3FG 3FG% FT FT%
 1st Half: 12-31 39% 6-18 33% 2-3 67%
 2nd Half: 16-30 53% 8-14 57% 8-9 89%
Game: 28-61 45.9% 14-32 43.8% 10-12 83.3%

Deadball Rebounds: 2.1
 Last FG: 2nd-00:01
 Biggest Run: 9-0
 Largest Lead: By 4 at 2nd-00:51
 Technical Fouls: None.

Game Notes:
 Officials: Latty Scrotto, Rob Riley, Rob Kuseneman
 Start Time: 01:07 PM ET
 End Time: 03:06 PM ET
 Game Duration: 1:59
 Neutral Court:
 IU led for 33:50. IOW led for 2:53.
 Game was tied for 3:18.
 Times led: 6
 Lead Changes: 3

Score	1st	2nd	TOT	Points	IU	IOW
IU	38	39	77	In the Paint	50	24
IOW	32	48	80	Off Turns	11	13
2nd Chance						
Fast Break						
Bench						
Per Poss						

IU led for 33:50. IOW led for 2:53.
 Game was tied for 3:18.
 Times led: 6
 Lead Changes: 3

Game 35 - #24 Iowa 75, #9 Purdue 66 (BTT)

Official Box Score
(5) Iowa vs (3) Purdue
 Game Totals -- Final Statistics
 March 13, 2022 at Gainbridge Fieldhouse - Indianapolis, IN



(5) Iowa 75

No.	Player	S	Pts	FG	3FG	FT	OR	DR	TR	PF	A	TO	Blk	Stl	Min	±.
00	REBRACA, FILIP	F	3	1-2	0-0	1-3	1	1	2	4	1	0	0	1	12	-6
03	BOHANNON, JORDAN	G	7	2-8	1-7	2-2	0	2	2	1	2	1	0	0	29	2
11	PERKINS, TONY	G	11	4-8	0-2	3-5	3	1	4	0	0	1	1	2	27	2
15	MURRAY, KEEGAN	F	19	6-16	3-8	4-4	4	7	11	1	3	2	1	2	40	9
22	MCCAFFERY, PATRICK	F	6	2-5	1-2	1-3	1	2	3	1	1	0	1	0	19	2
02	TOUSSAINT, JOE	G	4	2-5	0-1	0-0	0	1	1	0	1	1	1	4	10	11
04	ULIS, AHRON	G	0	0-0	0-0	0-0	0	0	0	0	1	0	0	0	3	-4
20	SANDFORT, PAYTON	G	10	4-4	2-2	0-0	0	0	0	1	0	1	0	1	15	2
23	OGUNDELE, JOSH	C	4	2-3	0-0	0-1	0	0	0	1	0	0	0	1	10	5
24	MURRAY, KRIS	F	8	2-5	1-2	3-4	1	1	2	4	1	1	0	1	14	10
30	MCCAFFERY, CONNOR	G	3	1-4	0-3	1-1	0	4	4	1	1	0	0	0	16	12
44	MULVEY, RILEY	C	0	0-1	0-1	0-0	0	0	0	1	0	0	0	0	4	0
TEAM																
TOTALS																

Shooting By Period
 Period: FG FG% 3FG 3FG% FT FT%
 1st Half: 15-38 39% 3-15 20% 2-4 50%
 2nd Half: 11-23 48% 5-13 38% 13-19 68%
Game: 26-61 42.6% 8-28 28.6% 15-23 65.2%

Deadball Rebounds: 3.0
 Last FG: 2nd-00:51
 Biggest Run: 7-0
 Largest Lead: By 11 at 2nd-00:21
 Technical Fouls: None.

(3) Purdue 66

No.	Player	S	Pts	FG	3FG	FT	OR	DR	TR	PF	A	TO	Blk	Stl	Min	±.
00	GILLIS, MASON	F	2	0-4	0-1	2-3	4	4	8	3	1	1	0	0	28	-12
02	HUNTER JR., ERIC	G	9	3-7	2-3	1-2	0	0	0	2	0	2	0	1	29	-6
15	EDEY, ZACH	C	12	4-8	0-0	4-5	7	7	14	2	0	2	0	0	17	-6
23	IJEV, JADEN	G	20	9-18	1-8	1-2	0	3	3	3	6	5	0	0	34	-1
55	STEFANOVIC, SASHA	G	3	1-8	1-6	0-0	0	4	4	3	1	1	0	0	33	-5
05	NEWMAN, BRANDON	G	2	1-1	0-0	0-0	0	0	0	4	1	0	1	0	10	-10
11	THOMPSON, ISAIAH	G	0	0-0	0-0	0-0	0	1	1	1	0	2	0	1	11	-3
25	MORTON, ETHAN	G	5	2-2	1-1	0-1	1	2	3	0	1	2	0	0	15	1
50	WILLIAMS, TREVION	F	13	5-11	0-1	3-4	5	6	11	4	3	2	1	2	23	-3
TEAM																
TOTALS																

Shooting By Period
 Period: FG FG% 3FG 3FG% FT FT%
 1st Half: 12-27 44% 3-9 33% 5-9 56%
 2nd Half: 13-32 41% 2-11 18% 6-8 75%
Game: 25-59 42.4% 5-20 25.0% 11-17 64.7%

Deadball Rebounds: 3.0
 Last FG: 2nd-01:15
 Biggest Run: 7-0
 Largest Lead: By 2 at 2nd-16:05
 Technical Fouls: None.

Game Notes:
 Officials: Paul Szal, Bo Boroski, Courtney Green
 Attendance: 17732
 Start Time: 03:33 PM ET
 End Time: 05:38 PM ET
 Game Duration: 2:05
 Neutral Court:
 Purdue is the No. 3 seed and Iowa is the No. 5 seed

Score	1st	2nd	TOT	Points	IOW	PUR
IOW	35	40	75	In the Paint	28	38
PUR	32	34	66	Off Turns	14	5
2nd Chance						
Fast Break						
Bench						
Per Poss						

IOW led for 33:31. PUR led for 1:53.
 Game was tied for 4:23.
 Times led: 6
 Lead Changes: 6



2021-22 Iowa Men's Basketball Combined Team Statistics Specific games

Game Records

Record	Overall	Home	Away	Neutral
ALL GAMES	4-0	0-0	0-0	4-0
CONFERENCE	0-0	0-0	0-0	0-0
NON-CONFERENCE	4-0	0-0	0-0	4-0

Score by Periods

Team	1st	2nd	OT	TOT
Iowa	172	179	0	351
Opponents	133	160	0	293

Team Box Score

No.	Player				Total		3-Point		F-Throw		Rebounds											
		GP-GS	MIN	AVG	FG-FGA	FG%	3FG-3FGA	3FG%	FT-FTA	FT%	OFF	DEF	TOT	AVG	PF	DQ	A	TO	BLK	STL	PTS	AVG
15	MURRAY, Keegan	4-4	135:10	33.8	38-68	.559	14-26	.538	13-14	.929	14	22	36	9.0	6	0	10	5	4	6	103	25.8
3	BOHANNON, Jordan	4-4	114:03	28.5	15-33	.455	13-30	.433	9-10	.900	0	6	6	1.5	5	0	9	8	0	4	52	13.0
11	PERKINS, Tony	4-4	96:26	24.1	15-31	.484	4-10	.400	7-10	.700	6	6	12	3.0	7	0	18	5	0	2	41	10.3
22	MCCAFFERY, Patrick	4-4	78:35	19.6	13-24	.542	2-7	.286	7-12	.583	2	7	9	2.3	3	0	4	3	2	1	35	8.8
20	SANDFORT, Payton	4-0	45:55	11.5	10-19	.526	6-10	.600	2-2	1.000	1	8	9	2.3	3	0	3	2	0	1	28	7.0
24	MURRAY, Kris	4-0	73:08	18.3	8-20	.400	4-9	.444	8-9	.889	2	7	9	2.3	10	0	3	4	2	2	28	7.0
13	ASH, Austin	1-0	06:24	6.4	1-1	1.000	1-1	1.000	2-3	.667	0	2	2	2.0	0	0	3	1	0	0	5	5.0
0	REBRACA, Filip	4-4	79:60	20.0	8-11	.727	0-0	.000	2-4	.500	6	15	21	5.3	11	0	6	1	3	1	18	4.5
23	OGUNDELE, Josh	2-0	20:37	10.3	4-8	.500	0-0	.000	0-3	.000	3	2	5	2.5	4	0	3	0	1	1	8	4.0
2	TOUSSAINT, Joe	4-0	47:23	11.8	4-11	.364	1-5	.200	6-6	1.000	1	2	3	0.8	8	0	4	4	1	8	15	3.8
25	LAKETA, Luc	1-0	03:42	3.7	1-1	1.000	1-1	1.000	0-0	.000	0	1	1	1.0	0	0	0	0	0	0	3	3.0
30	MCCAFFERY, Connor	4-0	69:47	17.4	4-12	.333	2-10	.200	1-1	1.000	1	9	10	2.5	5	0	12	1	0	0	11	2.8
44	MULVEY, Riley	2-0	11:05	5.5	1-3	.333	0-2	.000	0-0	.000	0	0	0	0.0	1	0	0	0	3	0	2	1.0
4	ULIS, Ahron	3-0	17:45	5.9	1-3	.333	0-0	.000	0-0	.000	1	1	2	0.7	2	0	3	4	0	1	2	0.7
Team											7	7	14					2				
Total		4	800		123-245	.502	48-111	.432	57-74	.770	44	95	139	34.8	65	0	75	43	15	27	351	87.8
Opponents		4	800		115-255	.451	25-81	.309	38-55	.691	49	81	130	32.5	71	1	65	40	13	24	293	73.3

Team Statistics

	IOWA	OPP
Scoring	351	293
Points per game	87.8	73.3
Scoring margin	+14.5	-
Field goals-att	123-245	115-255
Field goal pct	.502	.451
3 point fg-att	48-111	25-81
3-point FG pct	.432	.309
3-pt FG made per game	12.0	6.3
Free throws-att	57-74	38-55
Free throw pct	.770	.691
F-Throws made per game	14.3	9.5
Rebounds	139	130
Rebounds per game	34.8	32.5
Rebounding margin	+2.3	-
Assists	75	65
Assists per game	18.8	16.3
Turnovers	43	40
Turnovers per game	10.8	10.0
Turnover margin	-0.8	-
Assist/turnover ratio	1.7	1.6
Steals	27	24
Steals per game	6.8	6.0
Blocks	15	13
Blocks per game	3.8	3.3
Winning streak	4	-
Home win streak	0	-
Attendance	0	0
Home games-Avg/Game	0-0	0-0
Neutral site-Avg/Game	-	4-8395

Team Results

Date	Opponent		Score	Att.
03/10/2022	vs Northwestern	W	112-76	0
03/11/2022	vs Rutgers	W	84-74	15848
03/12/2022	vs Indiana	W	80-77	0
03/13/2022	vs Purdue	W	75-66	17732



2021-22 Iowa Men's Basketball Combined Team Statistics In Conference games

Game Records

Record	Overall	Home	Away	Neutral
ALL GAMES	12-8	7-3	5-5	0-0
CONFERENCE	12-8	7-3	5-5	0-0
NON-CONFERENCE	0-0	0-0	0-0	0-0

Score by Periods

Team	1st	2nd	OT	TOT
Iowa	768	803	20	1591
Opponents	697	733	24	1454

Team Box Score

No.	Player				Total		3-Point		F-Throw		Rebounds							PTS	AVG			
		GP-GS	MIN	AVG	FG-FGA	FG%	3FG-3FGA	3FG%	FT-FTA	FT%	OFF	DEF	TOT	AVG	PF	DQ	A			TO	BLK	STL
15	MURRAY, Keegan	19-19	634:03	33.4	160-301	.532	37-88	.420	76-115	.661	49	113	162	8.5	39	0	23	20	41	22	433	22.8
24	MURRAY, Kris	20-1	373:39	18.7	78-161	.484	25-70	.357	30-47	.638	28	56	84	4.2	57	2	22	17	18	17	211	10.6
3	BOHANNON, Jordan	20-20	560:01	28.0	55-157	.350	45-127	.354	48-56	.857	4	24	28	1.4	27	0	36	18	0	15	203	10.2
22	MCCAFFERY, Patrick	18-18	460:49	25.6	68-174	.391	19-60	.317	25-40	.625	20	55	75	4.2	17	0	27	9	9	11	180	10.0
11	PERKINS, Tony	20-10	346:16	17.3	55-121	.455	8-23	.348	21-28	.750	19	33	52	2.6	32	0	25	16	1	17	139	7.0
0	REBRACA, Filip	20-20	443:52	22.2	50-101	.495	0-4	.000	18-26	.692	42	60	102	5.1	50	1	13	18	11	10	118	5.9
2	TOUSSAINT, Joe	20-10	369:01	18.5	34-88	.386	5-24	.208	10-14	.714	8	28	36	1.8	29	0	71	29	0	28	83	4.2
30	MCCAFFERY, Connor	18-2	314:42	17.5	18-47	.383	18-44	.409	7-9	.778	9	29	38	2.1	37	1	25	7	0	13	61	3.4
4	ULIS, Ahron	20-0	286:48	14.3	20-64	.313	3-7	.429	24-31	.774	14	28	42	2.1	23	0	35	13	0	9	67	3.4
20	SANDFORT, Payton	18-0	157:27	8.7	23-53	.434	11-32	.344	3-4	.750	12	21	33	1.8	14	0	10	10	2	1	60	3.3
13	ASH, Austin	8-0	21:28	2.7	6-13	.462	4-9	.444	2-3	.667	0	3	3	0.4	1	0	2	1	0	0	18	2.3
23	OGUNDELE, Josh	10-0	53:28	5.3	7-12	.583	0-0	.000	2-4	.500	3	8	11	1.1	12	0	0	3	3	1	16	1.6
44	MULVEY, Riley	7-0	20:38	2.9	1-2	.500	0-0	.000	0-0	.000	0	2	2	0.3	6	0	0	2	0	0	2	0.3
25	LAKETA, Luc	4-0	07:48	2.0	0-1	.000	0-1	.000	0-0	.000	0	0	0	0.0	1	0	0	2	0	1	0	0.0
Team											26	32	58					11				
Total		20	4050		575-1295	.444	175-489	.358	266-377	.706	234	492	726	36.3	345	4	289	176	85	145	1591	79.6
Opponents		20	4050		526-1180	.446	149-426	.350	253-357	.709	221	541	762	38.1	349	5	287	274	68	106	1454	72.7

Team Statistics

	IOWA	OPP
Scoring	1591	1454
Points per game	79.6	72.7
Scoring margin	+6.9	-
Field goals-att	575-1295	526-1180
Field goal pct	.444	.446
3 point fg-att	175-489	149-426
3-point FG pct	.358	.350
3-pt FG made per game	8.8	7.5
Free throws-att	266-377	253-357
Free throw pct	.706	.709
F-Throws made per game	13.3	12.7
Rebounds	726	762
Rebounds per game	36.3	38.1
Rebounding margin	-1.8	-
Assists	289	287
Assists per game	14.5	14.4
Turnovers	176	274
Turnovers per game	8.8	13.7
Turnover margin	+4.9	-
Assist/turnover ratio	1.6	1.0
Steals	145	106
Steals per game	7.3	5.3
Blocks	85	68
Blocks per game	4.3	3.4
Winning streak	0	-
Home win streak	2	-
Attendance	130667	129654
Home games-Avg/Game	10-13067	10-12965
Neutral site-Avg/Game	-	0-0

Team Results

Date	Opponent	Score	Att.
12/03/2021	at Purdue	L 70-77	14804
12/06/2021	Illinois	L 83-87	12072
01/03/2022	Maryland	W 80-75	10327
01/06/2022	at Wisconsin	L 78-87	15212
01/13/2022	Indiana	W 83-74	11246
01/16/2022	at Minnesota	W 81-71	10925
01/19/2022	at Rutgers	L 46-48	8000
01/22/2022	Penn St.	W 68-51	15056
01/27/2022	Purdue	L 73-83	12723
01/31/2022	at Penn St.	Lot2 86-90	7977
02/06/2022	Minnesota	W 71-59	14558
02/10/2022	at Maryland	W 110-87	12649
02/13/2022	Nebraska	W 98-75	13772
02/17/2022	Michigan	L 79-84	13048
02/19/2022	at Ohio St.	W 75-62	15876
02/22/2022	Michigan St.	W 86-60	14634
02/25/2022	at Nebraska	W 88-78	15960
02/28/2022	Northwestern	W 82-61	13231
03/03/2022	at Michigan	W 82-71	12707
03/06/2022	at Illinois	L 72-74	15544



2021-22 Iowa Men's Basketball Combined Team Statistics All games

Game Records

Record	Overall	Home	Away	Neutral
ALL GAMES	26-9	15-3	6-6	5-0
CONFERENCE	12-8	7-3	5-5	0-0
NON-CONFERENCE	14-1	8-0	1-1	5-0

Score by Periods

Team	1st	2nd	OT	TOT
Iowa	1443	1469	20	2932
Opponents	1176	1295	24	2495

Team Box Score


No.	Player				Total		3-Point		F-Throw		Rebounds											
		GP-GS	MIN	AVG	FG-FGA	FG%	3FG-3FGA	3FG%	FT-FTA	FT%	OFF	DEF	TOT	AVG	PF	DQ	A	TO	BLK	STL	PTS	AVG
15	MURRAY, Keegan	34-34	1078:38	31.7	299-539	.555	66-163	.405	137-185	.741	98	196	294	8.6	62	0	50	37	67	44	801	23.6
3	BOHANNON, Jordan	35-35	936:12	26.7	110-283	.389	89-231	.385	80-90	.889	5	41	46	1.3	47	0	62	31	0	26	389	11.1
22	MCCAFFERY, Patrick	31-31	747:21	24.1	117-277	.422	29-93	.312	55-77	.714	25	87	112	3.6	22	0	49	21	15	19	318	10.3
24	MURRAY, Kris	34-1	612:09	18.0	123-253	.486	43-106	.406	48-74	.649	54	90	144	4.2	85	2	35	27	31	27	337	9.9
11	PERKINS, Tony	35-14	635:46	18.2	97-217	.447	17-51	.333	50-62	.806	32	55	87	2.5	57	0	58	30	3	32	261	7.5
0	REBRACA, Filip	35-35	745:31	21.3	84-156	.538	1-6	.167	34-56	.607	66	127	193	5.5	80	1	25	31	22	13	203	5.8
20	SANDFORT, Payton	33-0	347:59	10.5	60-141	.426	34-90	.378	15-16	.938	22	40	62	1.9	28	0	22	16	4	5	169	5.1
2	TOUSSAINT, Joe	35-21	612:19	17.5	59-139	.424	9-35	.257	26-31	.839	15	45	60	1.7	53	0	113	48	1	51	153	4.4
4	ULIS, Ahron	34-0	485:49	14.3	34-100	.340	4-12	.333	38-48	.792	19	50	69	2.0	41	0	73	32	0	19	110	3.2
13	ASH, Austin	18-0	78:29	4.4	17-39	.436	8-26	.308	10-14	.714	3	7	10	0.6	5	0	11	6	0	0	52	2.9
30	MCCAFFERY, Connor	33-4	557:37	16.9	25-70	.357	22-63	.349	13-18	.722	18	64	82	2.5	53	1	62	12	0	17	85	2.6
23	OGUNDELE, Josh	19-0	97:51	5.2	13-24	.542	0-0	.000	3-10	.300	8	16	24	1.3	19	0	0	9	5	4	29	1.5
44	MULVEY, Riley	17-0	80:31	4.7	6-12	.500	0-2	.000	4-4	1.000	4	11	15	0.9	12	0	2	4	5	0	16	0.9
25	LAKETA, Luc	12-0	33:48	2.8	3-6	.500	3-5	.600	0-0	.000	1	1	2	0.2	1	0	1	3	0	2	9	0.8
Team											46	57	103				14					
Total		35	7050		1047-2256	.464	325-883	.368	513-685	.749	416	887	1303	37.2	565	4	563	321	153	259	2932	83.8
Opponents		35	7050		925-2113	.438	254-771	.329	391-554	.706	383	874	1257	35.9	627	9	504	478	101	185	2495	71.3

Team Statistics

	IOWA	OPP
Scoring	2932	2495
Points per game	83.8	71.3
Scoring margin	+12.5	-
Field goals-att	1047-2256	925-2113
Field goal pct	.464	.438
3 point fg-att	325-883	254-771
3-point FG pct	.368	.329
3-pt FG made per game	9.3	7.3
Free throws-att	513-685	391-554
Free throw pct	.749	.706
F-Throws made per game	14.7	11.2
Rebounds	1303	1257
Rebounds per game	37.2	35.9
Rebounding margin	+1.3	-
Assists	563	504
Assists per game	16.1	14.4
Turnovers	321	478
Turnovers per game	9.2	13.7
Turnover margin	+4.5	-
Assist/turnover ratio	1.8	1.1
Steals	259	185
Steals per game	7.4	5.3
Blocks	153	101
Blocks per game	4.4	2.9
Winning streak	4	-
Home win streak	2	-
Attendance	217895	157463
Home games-Avg/Game	18-12105	12-13122
Neutral site-Avg/Game	-	5-7366

Team Results

Date	Opponent		Score	Att.
11/09/2021	Longwood	W	106-73	9259
11/12/2021	Kansas City	W	89-57	11133
11/16/2021	N.C. Central	W	86-69	9132
11/18/2021	Alabama St.	W	108-82	9957
11/22/2021	Western Mich.	W	109-61	10044
11/26/2021	Portland St.	W	85-51	11756
11/29/2021	at Virginia	W	75-74	13542
12/03/2021	at Purdue	L	70-77	14804
12/06/2021	Illinois	L	83-87	12072
12/09/2021	at Iowa St.	L	53-73	14267
12/18/2021	vs Utah St.	W	94-75	3250
12/21/2021	Southeastern La.	W	93-62	10891
12/29/2021	Western Ill.	W	92-71	15056
01/03/2022	Maryland	W	80-75	10327
01/06/2022	at Wisconsin	L	78-87	15212
01/13/2022	Indiana	W	83-74	11246
01/16/2022	at Minnesota	W	81-71	10925
01/19/2022	at Rutgers	L	46-48	8000
01/22/2022	Penn St.	W	68-51	15056
01/27/2022	Purdue	L	73-83	12723
01/31/2022	at Penn St.	Lot2	86-90	7977
02/06/2022	Minnesota	W	71-59	14558
02/10/2022	at Maryland	W	110-87	12649
02/13/2022	Nebraska	W	98-75	13772
02/17/2022	Michigan	L	79-84	13048
02/19/2022	at Ohio St.	W	75-62	15876
02/22/2022	Michigan St.	W	86-60	14634
02/25/2022	at Nebraska	W	88-78	15960
02/28/2022	Northwestern	W	82-61	13231
03/03/2022	at Michigan	W	82-71	12707
03/06/2022	at Illinois	L	72-74	15544
03/10/2022	vs Northwestern	W	112-76	0
03/11/2022	vs Rutgers	W	84-74	15848
03/12/2022	vs Indiana	W	80-77	0
03/13/2022	vs Purdue	W	75-66	17732



0

Filip Rebraca • F

	MIN	PTS	REB	BLK	AST	FG%	FT%
SEASON	21.3	5.8	5.5	0.6	0.7	.538	.607
BIG TEN	22.2	5.9	5.1	0.6	0.7	.495	.629
CAREER	26.6	10.9	6.9	0.8	1.0	.540	.625

6-9 • 230 • Sr. • Somber, Serbia

- 5.5 rebounding average ranks second on team
- 10 points, 9 rebounds vs. Northwestern in B1G Tournament
- Transfer from University of North Dakota
- Reached double figures 27 times last season
- Named 2021 All-Summit League Honorable Mention



2

Joe Toussaint • G

	MIN	PTS	REB	AST	STL	FG%	FT%
SEASON	17.5	4.4	1.7	3.3	1.5	.424	.839
BIG TEN	18.5	4.2	1.8	3.5	1.4	.386	.714
CAREER	15.6	4.8	1.6	2.9	1.1	.404	.766

6-0 • 190 • Jr. • Bronx, N.Y.

- Leads Iowa in assists (3.3) and steals (1.5) per game; scoring average up from 3.7 ppg last season
- 2.35 assist-to-turnover ratio ranks 35th nationally
- 10 points including game-winner with 8 seconds remaining at Virginia; scored double figures twice this season



3

Jordan Bohannon • G

	MIN	PTS	REB	AST	STL	FG%	FT%
SEASON	26.7	11.1	1.3	1.8	0.7	.389	.889
BIG TEN	28.0	10.2	1.4	1.8	0.8	.350	.857
CAREER	29.4	11.4	2.2	3.9	0.7	.389	.887

6-1 • 175 • Sixth Year Sr. • Marion, Iowa

- Hit game-winner vs. Indiana in B1G Tournament semifinal
- 4th in NCAA history with 453 career 3-pt FGs
- School record 10 3-pt-ers vs Maryland; 1 shy of B1G record
- School record holder in career 3-pointers made (453), games played (178), assists (701), and FT% (.887, 370-417)



4

Ahron Ulis • G

	MIN	PTS	REB	AST	STL	FG%	FT%
SEASON	14.3	3.2	2.0	2.1	0.6	.340	.792
BIG TEN	14.3	3.4	2.1	1.8	0.5	.313	.774
CAREER	11.9	2.7	1.6	1.8	0.4	.339	.824

6-3 • 195 • So. • Chicago, Ill.

- 11 pts, 7 asts vs. Illinois (12/6/21); 9 pts, 4 rbs versus Minnesota (2/6/22)
- 2.1 assists per game ranks 2nd on team behind Toussaint
- 2.3 assist-to-turnover ratio
- 38-of-48 (.792) on free throw attempts this season




11

Tony Perkins • G

	MIN	PTS	REB	AST	STL	FG%	FT%
SEASON	18.2	7.5	2.5	1.7	0.9	.447	.806
BIG TEN	16.4	6.4	2.1	1.1	0.8	.454	.857
CAREER	13.3	5.1	2.0	1.3	0.6	.448	.740

6-4 • 205 • So. • Indianapolis, Ind.

- Last 8 games - 12.1 PPG, 4.6 RPG, 3.0 APG, 58 FG%, 52 3-PT FG%
- Netted double-digits 8x this season; 16 points in Big Ten Tournament quarterfinal versus Rutgers
- 50-of-62 (.806) from the free throw line this season
- Averaging 7.5 ppg, up 5.9 points from 1.6 ppg as a freshman




15

Keegan Murray • F

	MIN	PTS	REB	AST	BLK	FG%	FT%
SEASON	31.7	23.6	8.6	1.5	2.0	.555	.741
BIG TEN	33.1	22.8	8.5	1.0	2.0	.548	.654
CAREER	25.1	15.8	7.0	1.0	1.6	.544	.744

6-8 • 225 • So. • Cedar Rapids, Iowa

- Team best scoring totals (26, 26, 32, 19) in each BTT game
- 4th in NCAA in scoring (23.6); Wooden Award & Naismith Trophy Semifinalist; Karl Malone Award Finalist
- Only player nationally averaging 23+ points & 8+ rebounds; scored 25 points an NCAA-best 16x; has 10 double-doubles




20

Payton Sandfort • G

	MIN	PTS	REB	AST	STL	FG%	FT%
SEASON	10.5	5.1	1.9	0.7	0.2	.426	.938
BIG TEN	8.4	3.1	1.9	0.5	0.1	.400	.750
CAREER	10.5	5.1	1.9	0.7	0.2	.426	.938

6-7 • 215 • Fr. • Waukee, Iowa

- Scored double figures seven times this season
- 10 points on 4-of-4 shooting in Big Ten Tournament Final
- 21 points and five 3-pointers vs. Alabama State (Nov. 18)
- Fourth on the team in 3-pointers made (34) on 90 attempts (.378); shooting 15-of-16 (.938) on free throws




22

Patrick McCaffery • F

	MIN	PTS	REB	AST	STL	FG%	FT%
SEASON	24.1	10.3	3.6	1.6	0.7	.422	.714
BIG TEN	25.6	10.0	4.2	1.5	0.6	.391	.625
CAREER	19.2	7.6	3.1	1.2	0.5	.425	.712

6-9 • 200 • RS So. • Iowa City, Iowa

- Scored 16 points vs. Indiana in Big Ten Tournament semifinals; last-second block sealed the Iowa victory at Virginia
- Scored double figures 20 times this season
- 10.3 ppg ranks 3rd on the team behind Bohannon, Murray
- Season-high 18 pts and 7 rbs vs. Minnesota (2/6/22)



23

Josh Ogundele • C

	MIN	PTS	REB	AST	BLK	FG%	FT%
SEASON	5.2	1.5	1.3	0.0	0.3	.542	.300
BIG TEN	5.3	1.6	1.1	0.0	0.3	.583	.500
CAREER	4.3	1.3	1.2	0.0	0.2	.533	.286

6-11 • 265 • So. • Worcester, Mass.

- 4 points, 5 rebounds vs. Northwestern in B1G Tournament second round; 4 points vs. Purdue in B1G Tournament final
- Has seen action in 19 games this season
- Second London native to be recruited by Fran McCaffery (Gabe Olaseni, 2012-15); moved to U.S. at 16 years old




24

Kris Murray • F

	MIN	PTS	REB	BLK	AST	FG%	FT%
SEASON	18.0	9.9	4.2	0.9	1.0	.486	.649
BIG TEN	18.7	10.4	4.2	1.0	1.4	.483	.725
CAREER	13.9	7.3	3.2	0.7	0.8	.474	.658

6-8 • 225 • So. • Cedar Rapids, Iowa

- Dominant 29 pts, 11 rbs, 3 stls, 3 blks vs. Indiana (1/13/22)
- 19 points, 6 rebounds at Michigan (3/3/22)
- .406 (43-of-106) 3-pt FG%; scored in double figures 14x
- Named after dad's former teammate Chris Street, who died in an auto accident midway through his junior season (1993)




30

Connor McCaffery • G/F

	MIN	PTS	REB	AST	STL	FG%	FT%
SEASON	16.9	2.6	2.5	1.9	0.6	.357	.722
BIG TEN	17.1	3.6	2.2	1.4	0.8	.391	.788
CAREER	21.7	4.0	2.7	3.1	0.8	.347	.736

6-5 • 220 • RS Sr. • Iowa City, Iowa

- Season-high 17 pts vs Northwestern (2/28/22), 11 pts vs Nebraska; scored on 14 of last 27 3-point attempts (52%)
- 5.2 assist-to-turnover ratio (62 assists; 12 turns) this year ranks second in NCAA; Iowa leads the country in A/TO (1.8)
- 112 assists in 2021; 11th most by a JR in program history



44

Riley Mulvey • C

	MIN	PTS	REB	AST	BLK	FG%	FT%
SEASON	4.7	0.9	0.9	0.1	0.3	.500	1.000
BIG TEN	2.9	0.3	0.3	0.0	0.0	.500	---
CAREER	4.7	0.9	0.9	0.1	0.3	.500	1.000

6-11 • 245 • Fr. • Rotterdam, New York

- Netted a personal-best 8 points vs. Western Michigan
- Provided key minutes in B1G Tournament final; 2 points vs. Northwestern in B1G Tournament Round 2
- Second-ranked 2022 junior in Connecticut before reclassifying and ranked as the No. 5 player in 2021