

GAME DAY PUBLICATION

# IOWA



VS.



#19/16 IOWA AT NORTHWESTERN





YOU MIGHT THINK IOWA GROWS CORN, BUT THE TRUTH IS

# CORN GROWS IOWA

Iowa Corn takes pride in sponsoring the Iowa Corn Cy-Hawk Series for the love of the game. It's a tribute to the hardworking student athletes who inspire us all performing on the field and in the classroom with their fields of study. Just like Iowa's hardworking farmers who work in their fields to produce some of the best corn in the world!

Bragging rights aside, countless households across this great state remain united, despite being divided to cheer for the Hawkeyes or Cyclones. As corn farmers, no matter who wins, we are the champs because we get to share our message and passion for what we do with people across the state and around the country.

Growing up in Iowa, it doesn't matter which side you are on. You're part of a tradition that brings everyone together for something bigger than just a game. Iowa Corn is the proud sponsor of the Cy-Hawk Series to promote all the goodness that comes from Iowa corn—all 4,000 products and counting.

**For more information on the Iowa Corn Cy-Hawk Series, go to [www.iowacorn.org/education/cy-hawk-series/](http://www.iowacorn.org/education/cy-hawk-series/).**



**#19/16 IOWA AT NORTHWESTERN**



**When: Saturday, November 6**

**Time: 6 p.m.**

**TV: BTN**

**Radio: Hawkeye Radio Network**

**Site: Ryan Field  
Evanston, Illinois**

**Series: Iowa leads, 51-28-3**

**Iowa at Evanston: 25-16-3**

**Current Streak: Northwestern - 1**

**Last Meeting: Northwestern won 21-20  
(10/31/2020)**



***ROSTER***

***GAME NOTES***



***ROSTER***

***GAME NOTES***



**ROOFTOP RESTAURANT  
AND BAR IN IOWA  
WWW.VUEROOFTOP-IC.COM**



**AUTHENTIC BRAND**  
BY TCB COMPANIES



**GEAR TO**

**OUTFIT**

**YOUR LIFE**

[WWW.AUTHENTIC-BRAND.COM](http://WWW.AUTHENTIC-BRAND.COM)




# SOCIAL MEDIA




FACEBOOK

HAWKEYEFOOTBALL



TWITTER

@HAWKEYEFOOTBALL



INSTAGRAM

HAWKEYEFOOTBALL



YOUTUBE

@IOWAHAWKEYESOFFICIAL



Proud sponsor of the  
Iowa Corn Cy-Hawk Series



# IOWA'S

## SCHEDULE & RESULTS

6-2



3-2

- Big Ten -



|       |  |  |                                 |                   |
|-------|--|--|---------------------------------|-------------------|
| vs. — |  | <b>#17/17 INDIANA</b><br>—<br>SEPT. 4                              | <b>2:30 P.M.</b><br>—<br>(BTN)  | <b>W</b><br>34-6  |
| at —  |  | <b>#7/8 IOWA STATE</b><br>—<br>SEPT. 11 (IOWA CORN CY-HAWK SERIES) | <b>3:30 P.M.</b><br>—<br>(ABC)  | <b>W</b><br>27-17 |
| vs. — |  | <b>KENT STATE</b><br>—<br>SEPT. 18                                 | <b>2:30 P.M.</b><br>—<br>(BTN)  | <b>W</b><br>30-7  |
| vs. — |  | <b>COLORADO STATE</b><br>—<br>SEPT. 25 (FAMILY WEEKEND)            | <b>2:30 P.M.</b><br>—<br>(FS1)  | <b>W</b><br>24-14 |
| at —  |  | <b>MARYLAND</b><br>—<br>OCT. 1                                     | <b>7 P.M.</b><br>—<br>(FS1)     | <b>W</b><br>51-14 |
| vs. — |  | <b>#4/4 PENN STATE</b><br>—<br>OCT. 9                              | <b>3 P.M.</b><br>—<br>(FOX)     | <b>W</b><br>23-20 |
| vs. — |  | <b>PURDUE</b><br>—<br>OCT. 16 (HOMECOMING)                         | <b>2:30 P.M.</b><br>—<br>(ABC)  | <b>L</b><br>7-24  |
| at —  |  | <b>WISCONSIN</b><br>—<br>OCT. 30                                   | <b>11 A.M.</b><br>—<br>(ESPN)   | <b>L</b><br>7-27  |
| at —  |  | <b>NORTHWESTERN</b><br>—<br>NOV. 6                                 | <b>6 P.M.</b><br>—<br>(BTN)     |                   |
| vs. — |  | <b>MINNESOTA</b><br>—<br>NOV. 13                                   | <b>TBA</b><br>—<br>(BTN)        |                   |
| vs. — |  | <b>ILLINOIS</b><br>—<br>NOV. 20 (SENIOR DAY)                       | <b>TBA</b><br>—<br>(TBA)        |                   |
| at —  |  | <b>NEBRASKA</b><br>—<br>NOV. 26                                    | <b>12:30 P.M.</b><br>—<br>(BTN) |                   |

GAME TIMES ARE CENTRAL & SUBJECT TO CHANGE  
RANKINGS ARE AP/USA TODAY SPORTS AFCA COACHES POLLS



**AUTHENTIC BRAND**  
BY TCB COMPANIES

**GEAR TO  
OUTFIT  
YOUR LIFE**

## 2021 FOOTBALL AWAY GAME HUDDLE LOCATIONS

The National I-Club hosts free, pre-game receptions prior to all away football games and prior to any Bowl game. The Hawkeye Huddles are free and open to all Hawkeye fans and can include cash refreshments, snacks, door prizes, Hawkeye DJ, Herky, and the Iowa Cheerleaders. For more details on our huddles and other Hawkeye events visit [jointheiclub.com](http://jointheiclub.com).

### at **NORTHWESTERN**

Huddle Date: Friday, November 5 (game on Nov 6)

Huddle Location: The Leader Bar - Chicago

Huddle Time: 4:30-6:30 p.m., CT

### at **NEBRASKA**

Huddle Date: Friday, November 26 (game at 12:30 p.m.)

Huddle Location: Embassy Suites Downtown Lincoln

Huddle Time: 9:30-11:30 a.m., CT

9/10 IOWA STATE

10/1 MARYLAND

10/29 WISCONSIN

11/5 NORTHWESTERN

11/26 NEBRASKA

\*DATES LISTED ARE FOR HAWKEYE HUDDLES AND ARE SUBJECT TO CHANGE

**HAWKEYE HUDDLE**

**I-CLUB**



THE OFFICIAL FRY OF  
**HAWKEYE ATHLETICS**

FIND THEM AT YOUR LOCAL HY-VEE GROCERY FREEZER AISLE



**H** + *OUR*  
*PLUS*  
*EQUALS*  
**MORE.**

**HyVee** <sup>®</sup> *PLUS* <sup>™</sup>

PREMIUM MEMBERSHIP

Sign up today! [hy-vee.com/plus](https://hy-vee.com/plus)



**Official Grocery Partner of the Iowa Hawkeyes**




# NORTHWESTERN'S SCHEDULE & RESULTS

3-5

N

1-4

- Big Ten -

|     |   |  |                                |                   |
|-----|---|--|--------------------------------|-------------------|
| vs. |    | <b>MICHIGAN STATE</b><br>SEPT. 3             | <b>8 P.M.</b><br>(ESPN)        | <b>L</b><br>21-38 |
| vs. |    | <b>INDIANA STATE</b><br>SEPT. 11             | <b>11 A.M.</b><br>(BTN)        | <b>W</b><br>24-6  |
| at  |    | <b>DUKE</b><br>SEPT. 18                      | <b>3 P.M.</b><br>(ACC NETWORK) | <b>L</b><br>23-30 |
| vs. |   | <b>OHIO</b><br>SEPT. 25                      | <b>11 A.M.</b><br>(BTN)        | <b>W</b><br>36-6  |
| at  |  | <b>NEBRASKA</b><br>OCT. 2                    | <b>6:30 P.M.</b><br>(BTN)      | <b>L</b><br>56-7  |
| vs. |  | <b>RUTGERS</b><br>OCT. 16                    | <b>11 A.M.</b><br>(BTN)        | <b>W</b><br>21-7  |
| at  |  | <b>#6/6 MICHIGAN</b><br>OCT. 23              | <b>11 A.M.</b><br>(FOX)        | <b>L</b><br>7-33  |
| vs. |  | <b>MINNESOTA</b><br>OCT. 30                  | <b>2:30 P.M.</b><br>(BTN)      | <b>L</b><br>14-41 |
| vs. |  | <b>#19/16 IOWA</b><br>NOV. 6                 | <b>6 P.M.</b><br>(BTN)         |                   |
| at  |  | <b>WISCONSIN</b><br>NOV. 13                  | <b>TBA</b><br>(ESPN2)          |                   |
| vs. |  | <b>PURDUE</b><br>NOV. 20 - CHICAGO, ILLINOIS | <b>TBA</b><br>(TBA)            |                   |
| at  |  | <b>ILLINOIS</b><br>NOV. 27                   | <b>TBA</b><br>(TBA)            |                   |

GAME TIMES ARE CENTRAL & SUBJECT TO CHANGE  
RANKINGS ARE AP/USA TODAY SPORTS AFCA COACHES POLLS

The wedding venue of your  
**dreams.**



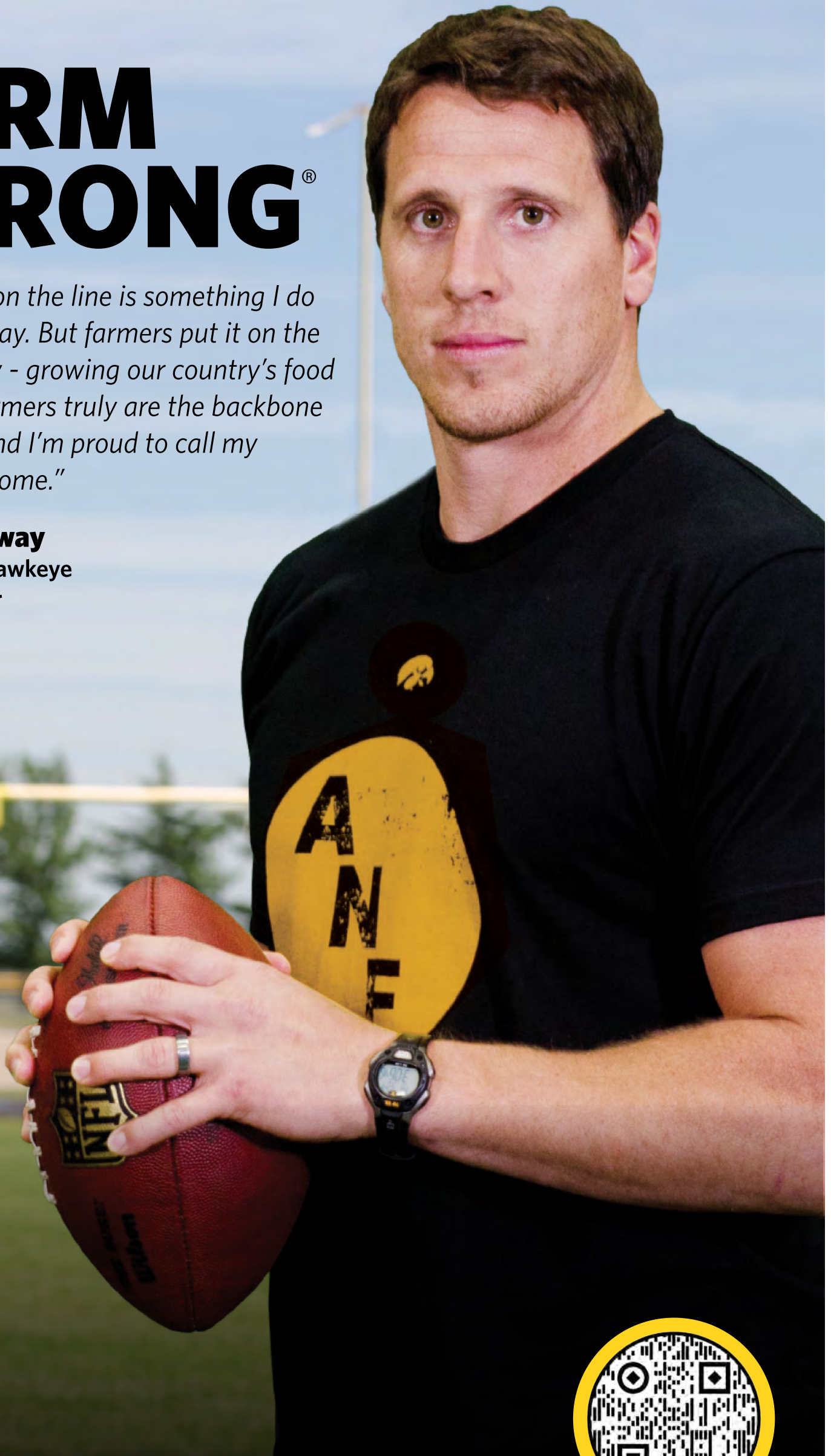
THE HOTEL  
KIRKWOOD CENTER

www.thehotelatkirkwood.com  
319-848-8700 | Cedar Rapids, Iowa

# FARM STRONG<sup>®</sup>

*"Putting it all on the line is something I do every game day. But farmers put it on the line every day - growing our country's food and fiber. Farmers truly are the backbone of America and I'm proud to call my family farm home."*

**Chad Greenway**  
Former Iowa Hawkeye  
NFL Linebacker



## America Needs Farmers

Join our team. Support America's farmers.



PEOPLE. PROGRESS. PRIDE.<sup>®</sup>

IOWA FARM BUREAU

[www.AmericanNeedsFarmers.org](http://www.AmericanNeedsFarmers.org)

# TEAM STATISTICAL COMPARISON



## #19/16 IOWA HAWKEYES

## NORTHWESTERN WILDCATS



|                          | <i>Iowa</i> | <i>Opponents</i> |     |     |    |       |
|--------------------------|-------------|------------------|-----|-----|----|-------|
| <b>OFFENSE</b>           |             |                  |     |     |    |       |
| Points Per Game          | 25.4        | 16.1             |     |     |    |       |
| Yards Per Game           | 291.5       | 297.3            |     |     |    |       |
| Total Yards              | 2332        | 2378             |     |     |    |       |
| Touchdowns               | 24          | 15               |     |     |    |       |
| —                        |             |                  |     |     |    |       |
| <b>RUSHING</b>           |             |                  |     |     |    |       |
| Total Yards              | 840         | 794              |     |     |    |       |
| Avg. Per Game            | 105.0       | 99.3             |     |     |    |       |
| Touchdowns               | 12          | 7                |     |     |    |       |
| —                        |             |                  |     |     |    |       |
| <b>PASSING</b>           |             |                  |     |     |    |       |
| Total Yards              | 1492        | 1584             |     |     |    |       |
| Comp-Att-Int             | 134-235-6   | 155-277-16       |     |     |    |       |
| Avg. Per Game            | 186.5       | 198.0            |     |     |    |       |
| Touchdowns               | 9           | 8                |     |     |    |       |
| —                        |             |                  |     |     |    |       |
| <b>RETURNS</b>           |             |                  |     |     |    |       |
| Kickoff: Avg. Yards      | 27.8        | 20.0             |     |     |    |       |
| Punt: Avg. Yards         | 10.4        | 3.2              |     |     |    |       |
| —                        |             |                  |     |     |    |       |
| <b>KICKING</b>           |             |                  |     |     |    |       |
| Net Punt Avg.            | 42.5        | 36.5             |     |     |    |       |
| FG: Good-Attempts        | 11-13       | 8-10             |     |     |    |       |
| —                        |             |                  |     |     |    |       |
| <b>MISCELLANEOUS</b>     |             |                  |     |     |    |       |
| Fumbles-Lost             | 8-5         | 8-5              |     |     |    |       |
| Penalties-Yards          | 33-308      | 51-387           |     |     |    |       |
| 3rd Down Pct.            | 36%         | 37%              |     |     |    |       |
| —                        |             |                  |     |     |    |       |
| <b>SCORE BY QUARTERS</b> |             |                  |     |     |    |       |
| Team                     | 1st         | 2nd              | 3rd | 4th | OT | Total |
| Iowa                     | 29          | 90               | 51  | 33  | 0  | 203   |
| Opponents                | 48          | 44               | 16  | 21  | 0  | 129   |

|                          | <i>Northwestern</i> | <i>Opponents</i> |     |     |    |       |
|--------------------------|---------------------|------------------|-----|-----|----|-------|
| <b>OFFENSE</b>           |                     |                  |     |     |    |       |
| Points Per Game          | 19.0                | 27.1             |     |     |    |       |
| Yards Per Game           | 340.3               | 420.5            |     |     |    |       |
| Total Yards              | 2722                | 3364             |     |     |    |       |
| Touchdowns               | 20                  | 28               |     |     |    |       |
| —                        |                     |                  |     |     |    |       |
| <b>RUSHING</b>           |                     |                  |     |     |    |       |
| Total Yards              | 1271                | 1836             |     |     |    |       |
| Avg. Per Game            | 158.9               | 229.5            |     |     |    |       |
| Touchdowns               | 9                   | 22               |     |     |    |       |
| —                        |                     |                  |     |     |    |       |
| <b>PASSING</b>           |                     |                  |     |     |    |       |
| Total Yards              | 1451                | 1528             |     |     |    |       |
| Comp-Att-Int             | 140-245-5           | 159-240-4        |     |     |    |       |
| Avg. Per Game            | 181.4               | 191.0            |     |     |    |       |
| Touchdowns               | 11                  | 5                |     |     |    |       |
| —                        |                     |                  |     |     |    |       |
| <b>RETURNS</b>           |                     |                  |     |     |    |       |
| Kickoff: Average         | 15.3                | 19.2             |     |     |    |       |
| Punt: Average            | 17.0                | 7.8              |     |     |    |       |
| —                        |                     |                  |     |     |    |       |
| <b>KICKING</b>           |                     |                  |     |     |    |       |
| Net Punt Average         | 39.7                | 37.8             |     |     |    |       |
| FG: Good-Attempts        | 4-9                 | 8-13             |     |     |    |       |
| —                        |                     |                  |     |     |    |       |
| <b>MISCELLANEOUS</b>     |                     |                  |     |     |    |       |
| Fumbles-Lost             | 16-7                | 11-7             |     |     |    |       |
| Penalties-Yards          | 36-328              | 50-421           |     |     |    |       |
| 3rd Down Pct.            | 38%                 | 45%              |     |     |    |       |
| —                        |                     |                  |     |     |    |       |
| <b>SCORE BY QUARTERS</b> |                     |                  |     |     |    |       |
| Team                     | 1st                 | 2nd              | 3rd | 4th | OT | Total |
| Northwestern             | 42                  | 38               | 16  | 56  | 0  | 152   |
| Opponents                | 69                  | 54               | 38  | 56  | 0  | 217   |




**WE TACKLE THE DRIVING...**  
 • so you can keep your head in the game.

www.landjet.com    LANDJET    #BUSINESSTRAVELREDEFINED



# PASSING LEADERS



**SPENCER  
PETRAS**



**128-219-6**

Comp-Att-INT

**1426**

Total Yards

**58.4**

Completion %

**178.3**

Yards Per Game

**9/4**

Passing/Rushing TDs

**ALEX  
PADILLA**

Comp-Att-INT: 4-14-0

Yards: 61

Touchdowns: 0

Completion %: 28.6

Yards Per Game: 15.3

**DEUCE  
HOGAN**

Comp-Att-INT: 1-1-0

Yards: 2

Touchdowns: 0

Completion %: 100.0

Yards Per Game: 2.0

**HyVee** PLUS PREMIUM MEMBERSHIP

Sign up today! [hy-vee.com/plus](https://hy-vee.com/plus)



Official Grocery Partner  
of the Iowa Hawkeyes



**THE VARSITY**  
— N E T W O R K —

**LIVE COLLEGE  
FOOTBALL  
IN THE  
PALM OF  
YOUR HAND**

**DOWNLOAD &  
LISTEN NOW**

*Never miss a  
minute of the action!*



# RUSHING LEADERS



**TYLER  
GOODSON**

**RB**

**613**

Total Yards

**149**

Attempts

**5/1**

Rushing/Receiving TDs

**4.1**

Yards Per Carry

**76.6**

Yards Per Game

**IVORY  
KELLY-MARTIN**

Attempts: 44

Yards: 190

Yards Per Carry: 4.3

Yards Per Game: 23.8

Touchdowns: 1

**MONTE  
POTTEBAUM**

Attempts: 13

Yards: 47

Yards Per Carry: 3.6

Yards Per Game: 5.9

Touchdowns: 1



*TALLEST*

**ROOFTOP RESTAURANT  
AND BAR IN IOWA**

[WWW.VUEROOFTOP-IC.COM](http://WWW.VUEROOFTOP-IC.COM)

*Tallest*  
ROOFTOP  
RESTAURANT AND  
BAR IN IOWA



HAWK TALK WITH KIRK FERENTZ



GAME DAY SPECIALS



WATCH PARTIES



LIVE MUSIC AND EVENTS


**VIEW ALL EVENTS AND GAME SPECIALS ONLINE**

[WWW.VUEROOFTOP-IC.COM/EVENTS](http://WWW.VUEROOFTOP-IC.COM/EVENTS)

**VUE ROOFTOP**

328 S. Clinton Street, Iowa City, IA 52240

319.519.4650 | [www.vuerooftop-ic.com](http://www.vuerooftop-ic.com)



# RECEIVING LEADERS



**SAM  
LAPORTA**

**TE**

## NICO RAGAINI

Receptions: 20  
Yards: 269  
Yards Per Catch: 13.5  
Yards Per Game: 33.6  
Touchdowns: 1

## TYLER GOODSON

Receptions: 19  
Yards: 182  
Yards Per Catch: 9.6  
Yards Per Game: 22.8  
Touchdowns: 1

## CHARLIE JONES

Receptions: 13  
Yards: 133  
Yards Per Catch: 10.2  
Yards Per Game: 16.6  
Touchdowns: 2

## TYRONE TRACY, JR.

Receptions: 13  
Yards: 88  
Yards Per Catch: 6.8  
Yards Per Game: 11.1  
Touchdowns: 1

**376**

Total Yards

—

**31**

Receptions

—

**2**

Touchdowns

—

**12.1**

Yards Per Reception

—

**47.0**

Yards Per Game



**.CORN.  
grows  
IOWA**

Proud sponsor of the  
**Iowa Corn Cy-Hawk Series**

**IOWA CORN**





# AUTO PARTS



## DELIVERY ON DEMAND

within 2 hours\*



## SAME DAY DELIVERY

on in-stock orders



## CURBSIDE PICKUP

in 30 Minutes



## FREE ONE DAY SHIPPING\*

on 160K+ Parts

Visit [napaonline.com](https://napaonline.com) for more.

# DEFENSIVE LEADERS



**JACK CAMPBELL**

**LB**

**SETH BENSON**

Tackles: 57  
Tackles for Loss-Yds.: 2.5-11  
Interceptions-Yds.: 1-6  
QB Hurries: 5

**JACK KOERNER**

Tackles: 53  
Tackles for Loss-Yds.: 1-1  
Interceptions-Yds.: 2-18  
Pass Breakups: 2

**JESTIN JACOBS**

Tackles: 37  
Tackles for Loss-Yds.: 0.5-1  
Interceptions-Yds.: 1-0  
PBUs/QB Hurries: 2/1  
Forced Fumbles: 1

**DANE BELTON**

Tackles: 30  
Tackles for Loss-Yds.: 3-5  
Interceptions-Yds.: 2-0  
PBUs/QB Hurries: 3/2

**MATT HANKINS**

Tackles: 29  
Tackles for Loss-Yds.: 1-1  
Interceptions-Yds.: 3-41  
Pass Breakups: 2

**LOGAN LEE**

Tackles: 28  
Tackles for Loss-Yds.: 2.5-10  
QB Sacks-Yds.: 1-7  
QB Hurries: 1

**76**

Tackles

**1.5-8**

Tackles For Loss-Yards

**1-6**

QB Sacks-Yards

**2-0**

Fumbles Recovered-Yards

**1**

Forced Fumbles

**5/3**

Pass Breakups/QB Hurries



**AUTHENTIC BRAND**  
BY TCB COMPANIES

**GEAR TO  
OUTFIT  
YOUR LIFE**

# SPECIAL TEAMS



**TORY  
TAYLOR**

**P**



**CALEB  
SHUDAK**

**K**

**PUNTING**

**50**

Punts

**2328**

Yards

**46.6**

Average

**69**

Long

**16**

50+ Yard Punts

**0**

Blocked

**FIELD GOALS**

**11-13**

Good-Attempts

**84.6**

Percentage

**6-7**

1-39 Yards

**5-6**

40-99 Yards

**51**

Long

**0**

Blocked



**CHARLIE  
JONES**

**WR**



**RILEY  
MOSS**

**DB**

**RETURNS**

**23-258**

Punt Returns-Yards

**11.2**

Punt Return Avg.

**41**

Punt Return Long

**13-340**

Kick Returns-Yards

**26.2**

Kick Return Avg.

**44**

Kick Return Long

**0/0**

Punt Return/Kick Return TDS

**INTERCEPTIONS**

**4-85-2-55**

Number-Yards-TDs-Long

**MATT  
HANKINS**

**DB**

**3-41-0-41**

Number-Yards-TDs-Long

**JACK  
KOERNER**

**DB**

**2-18-0-18**

Number-Yards-TDs-Long

**DANE  
BELTON**

**DB**

**2-0-0-0**

Number-Yards-TDs-Long



**THE OFFICIAL FRY OF  
HAWKEYE ATHLETICS**

FIND THEM AT YOUR LOCAL HY-VEE GROCERY FREEZER AISLE



- Northwestern's -

# STATISTICAL LEADERS



**ANDREW  
MARTY**

**QB**

**EVAN  
HULL**

**RB**

**PASSING**

**21-32-0**  
Comp-Att-INT

**244**  
Yards

**4-1**  
Passing-Rushing TDs

**65.6**  
Completion %

**81.3**  
Yards Per Game

**72**  
Rushing Yards

**RUSHING**

**116-750**  
Att-Yards

**93.8**  
Yards Per Game

**6.5**  
Yards Per Carry

**5-1**  
Rushing-Receiving TDs

**16**  
Receptions

**116**  
Receiving Yards

**STEPHON  
ROBINSON, JR.**

**WR**

**CHRIS  
BERGIN**

**LB**

**RECEIVING**

**30**  
Receptions

**425**  
Yards

**60.7**  
Yards Per Game

**14.2**  
Yards Per Reception

**2**  
Touchdowns

**DEFENSE**

**95**  
Tackles

**2.5-5**  
Tackles For Loss-Yards

**1-0**  
Interception-Yards

**BRYCE  
GALLAGHER**

**LB**

**64**  
Tackles

**3-5**  
Tackles For Loss-Yards

**1**  
QB Hurries

The wedding venue of your  
**dreams.**



THE HOTEL  
KIRKWOOD CENTER

www.thehotelatkirkwood.com  
319-848-8700 | Cedar Rapids, Iowa



WHEN IN THE DES MOINES AREA,  
PLEASE VISIT ONE OF OUR DES MOINES  
BUSINESS PARTNERS



**Community  
Choice**

[www.comchoicecu.org](http://www.comchoicecu.org)



**CARR  
LAW  
FIRM** P.L.C.

ATTORNEYS AT LAW

300 Walnut Street, Suite 140 Des Moines, IA 50309  
515.875.4868

[www.carrlawiowa.com](http://www.carrlawiowa.com)

# IOWA OFFENSIVE DEPTH CHART

|    |    |                   |                  |
|----|----|-------------------|------------------|
| WR | 3  | Tyrone Tracy, Jr. | 5-11, 201, Jr.   |
|    | 6  | Keagan Johnson    | 6-1, 197, Fr.    |
| TE | 84 | Sam LaPorta       | 6-4, 249, Jr.    |
|    | 85 | Luke Lachey       | 6-6, 248, RS Fr. |
| LT | 78 | Mason Richman     | 6-6, 296, RS Fr. |
|    | 76 | Tyler Elsbury     | 6-5, 301, RS Fr. |
| LG | 64 | Kyler Schott      | 6-2, 294, Sr.    |
|    | 73 | Cody Ince         | 6-4, 282, Jr.    |
| C  | 65 | Tyler Linderbaum  | 6-3, 290, Jr.    |
|    | 54 | Matt Fagan        | 6-5, 287, Jr.    |
| RG | 77 | Connor Colby      | 6-6, 298, Fr.    |
|    | 63 | Justin Britt      | 6-4, 302, So.    |
| RT | 56 | Nick DeJong       | 6-6, 292, So.    |
|    | 79 | Jack Plumb        | 6-7, 296, Jr.    |
| WR | 89 | Nico Ragaini      | 6-0, 191, Jr.    |
|    | 16 | Charlie Jones     | 6-0, 188, Sr.    |
| QB | 7  | Spencer Petras    | 6-5, 233, Jr.    |
|    | 8  | Alex Padilla      | 6-1, 197, So.    |
| RB | 15 | Tyler Goodson     | 5-10, 199, Jr.   |
|    | 25 | Gavin Williams    | 6-0, 211, RS Fr. |
| FB | 38 | Monte Pottebaum   | 6-1, 246, Jr.    |
|    | 40 | Turner Pallissard | 6-0, 245, Jr.    |



**WE TACKLE THE DRIVING...**

so you can keep your head in the game.

[www.landjet.com](http://www.landjet.com)

LANDJET

#BUSINESSTRAVELREDEFINED



# NORTHWESTERN DEFENSIVE DEPTH CHART

|      |    |                     |                |
|------|----|---------------------|----------------|
| DE   | 99 | Adetomiwa Adebawore | 6-2, 265, Jr.  |
|      | 5  | Jeffery Pooler, Jr. | 6-2, 250, Gr.  |
| DT   | 96 | Trevor Kent         | 6-6, 300, Sr.  |
|      | 1  | Joe Spivak          | 6-0, 300, Gr.  |
| DT   | 54 | Jeremy Meiser       | 6-3, 290, Gr.  |
|      | 8  | Te-rah Edwards      | 6-2, 294, So.  |
| DE   | 91 | Samdup Miller       | 6-3, 270, Gr.  |
|      | 46 | Devin O'Rourke      | 6-6, 265, So.  |
| WILL | 40 | Peter McIntyre      | 6-2, 231, Gr.  |
|      | 34 | Xander Mueller      | 6-3, 210, So.  |
| MIKE | 32 | Bryce Gallagher     | 6-2, 223, So.  |
|      | 47 | Troy Hudetz         | 6-2, 221, Gr.  |
| SAM  | 28 | Chris Bergin        | 5-11, 223, Gr. |
|      | 31 | Jaylen Rivers       | 6-2, 222, Jr.  |
| CB   | 2  | Cam Mitchell        | 5-10, 195, So. |
|      | 13 | Garnett Hollis, Jr. | 6-1, 197, So.  |
| CB   | 11 | A.J. Hampton, Jr.   | 5-11, 180, Jr. |
|      | 24 | Rod Heard II        | 5-11, 185, So. |
| S    | 16 | Brandon Joseph      | 6-1, 192, So.  |
|      | 25 | Jaheem Joseph       | 5-9, 190, So.  |
| S    | 0  | Coco Azema          | 5-11, 185, So. |
|      | 22 | Bryce Jackson       | 6-1, 190, Sr.  |

**HyVee** PLUS PREMIUM MEMBERSHIP

Sign up today! [hy-vee.com/plus](https://hy-vee.com/plus)



Official Grocery Partner  
of the Iowa Hawkeyes

**WE TACKLE THE DRIVING...**  
so you can keep your head in the game.

LANDJET 



[www.landjet.com](http://www.landjet.com)

**#BUSINESSTRAVELREDEFINED**





# ***NORTHWESTERN OFFENSIVE DEPTH CHART***

|          |    |                       |                |
|----------|----|-----------------------|----------------|
| LT       | 77 | Peter Skoronski       | 6-4, 294, So.  |
|          | 74 | Payne He'Bert         | 6-4, 312, Jr.  |
| LG       | 68 | Josh Priebe           | 6-5, 295, So.  |
|          | 63 | Dom D'Antonio         | 6-4, 290, So.  |
| C        | 52 | Sam Gerak             | 6-4, 295, Sr.  |
|          | 71 | Ben Wrathier          | 6-6, 310, So.  |
| RG       | 69 | Charlie Schmidt       | 6-4, 297, Jr.  |
|          | 55 | Conrad Rowley         | 6-4, 308, Jr.  |
| RT       | 76 | Ethan Wiederkehr      | 6-5, 295, Sr.  |
|          | 72 | Caleb Tiernan         | 6-7, 280, Fr.  |
| WR       | 6  | Malik Washington      | 5-9, 192, Jr.  |
|          | 23 | Ray Niro III          | 5-10, 190, Jr. |
| WR       | 3  | JJ Jefferson          | 5-10, 180, Sr. |
|          | 19 | Jacob Gill            | 6-0, 183, Fr.  |
| WR       | 5  | Stephon Robinson, Jr. | 5-10, 180, Gr. |
|          | 18 | Genson Hooper Price   | 6-5, 215, So.  |
| QB<br>or | 12 | Ryan Hilinski         | 6-3, 225, So.  |
|          | 7  | Andrew Marty          | 6-3, 224, Sr.  |
|          | 15 | Hunter Johnson        | 6-2, 215, Sr.  |
| RB       | 26 | Evan Hull             | 5-11, 210, So. |
|          | 11 | Andrew Clair          | 5-11, 202, Gr. |
| TE       | 89 | Charlie Mangieri      | 6-4, 250, Sr.  |
|          | 80 | Trey Pugh             | 6-5, 250, Gr.  |



*tallest*

ROOFTOP RESTAURANT  
AND BAR IN IOWA  
[WWW.VUEROOFTOP-IC.COM](http://WWW.VUEROOFTOP-IC.COM)

# IOWA DEFENSIVE DEPTH CHART

|        |    |                     |                  |
|--------|----|---------------------|------------------|
| LE     | 92 | John Waggoner       | 6-5, 266, Jr.    |
|        | 13 | Joe Evans           | 6-2, 248, Jr.    |
| LT     | 99 | Noah Shannon        | 6-0, 289, Jr.    |
|        | 91 | Lukas Van Ness      | 6-5, 264, RS Fr. |
| RT     | 85 | Logan Lee           | 6-5, 277, So.    |
|        | 94 | Yahya Black         | 6-5, 287, RS Fr. |
| RE     | 97 | Zach VanValkenburg  | 6-4, 267, Sr.    |
|        | 45 | Deontae Craig       | 6-3, 263, RS Fr. |
| CASH/4 |    | Dane Belton         | 6-1, 205, Jr.    |
| LEO    | 5  | Jestin Jacobs       | 6-4, 236, So.    |
| MLB    | 31 | Jack Campbell       | 6-5, 243, Jr.    |
|        | 34 | Jay Higgins         | 6-2, 227, So.    |
| WLB    | 44 | Seth Benson         | 6-0, 229, Jr.    |
|        | 37 | Kyler Fisher        | 5-11, 225, So.   |
| LC     | 8  | Matt Hankins        | 6-0, 185, Sr.    |
|        | 23 | Xavior Williams     | 5-11, 192, Sr.   |
| SS     | 26 | Kaevon Merriweather | 6-0, 211, Jr.    |
|        | 29 | Sebastian Castro    | 5-11, 204, So.   |
| FS     | 28 | Jack Koerner        | 6-0, 204, Sr.    |
|        | 30 | Quinn Schulte       | 6-1, 201, So.    |
| RC     | 27 | Jermari Harris      | 6-1, 185, So.    |
|        | 23 | Xavior Williams     | 5-11, 192, Sr.   |



.CORN.  
grows  
IOWA

Proud sponsor of the  
Iowa Corn Cy-Hawk Series

IOWA CORN®



# Go Hawkeyes!™

## #1 AGAIN

“Highest in Customer Satisfaction

Among Auto Insurers in the Central Region,  
3 out of 4 Years in a Row” and

“#1 in Price!”



For J. D. Power 2021 award information,  
visit [jdpower.com/awards](http://jdpower.com/awards)

WE ARE PROUD TO SUPPORT

***THE UNIVERSITY OF IOWA***

***HAWKEYES!®***

**ALBIA**  
Brian Lindberg

**AMES**  
Mike Dolan

**ANKENY**  
Rod Brannan  
Ilya Syrchin

**CEDAR RAPIDS**  
Don Fuller  
Stephen Sherman

**CENTERVILLE**  
Mike Miller

**DAVENPORT**  
Stephanie Oliver

**DES MOINES**  
Kyle Reeves

**FAIRFIELD**  
Ryan Holthus

**FORT DODGE**  
Davis Chaudron  
Zach Moore

**JOHNSTON**  
Dylan Michael

**MASON CITY**  
Dakota Fix

**MUSCATINE**  
Walton Ponce

**MOUNT PLEASANT**  
Steve Engberg

**OSAGE**  
Betsy Wright

**OTTUMWA**  
Marvin Boyer

**SIoux CITY**  
Traci Launsby  
Denise Melo

**URBANDALE**  
Monica Hoover  
Dillon Kimberley  
Jon Murrell

**VAN METER**  
Brian Gordon

**WATERLOO**  
Jeff Gudenkauf

**WAUKEE**  
Angie Redington

**WEST DES MOINES**  
Joe Yamen

***ShelterInsurance.com***  
***1-800-SHELTER***

## ***IOWA SPECIAL TEAMS DEPTH CHART***

|    |    |                |                   |
|----|----|----------------|-------------------|
| PK | 10 | Caleb Shudak   | 5-8, 178, Sr.     |
|    | 1  | Aaron Blom     | 5-11, 190, RS Fr. |
| PT | 9  | Tory Taylor    | 6-4, 231, So.     |
|    | 2  | Ryan Gersonde  | 6-4, 197, Sr.     |
| LS | 39 | Luke Elkin     | 6-1, 200, Fr.     |
|    | 18 | Austin Spiewak | 6-1, 237, Sr.     |
| H  | 2  | Ryan Gersonde  | 6-4, 197, Sr.     |
|    | 9  | Tory Taylor    | 6-4, 231, So.     |
| PR | 16 | Charlie Jones  | 6-0, 188, Sr.     |
|    | 19 | Max Cooper     | 6-0, 191, Sr.     |
| KR | 16 | Charlie Jones  | 6-0, 188, Sr.     |
|    | 25 | Gavin Williams | 6-0, 211, RS Fr.  |

## ***NORTHWESTERN SPECIAL TEAMS DEPTH CHART***

|    |    |                   |                |
|----|----|-------------------|----------------|
| PK | 14 | Charlie Kuhbander | 6-0, 195, Gr.  |
|    | 15 | Trey Finison      | 5-9, 183, Jr.  |
| P  | 36 | Derek Adams       | 5-11, 195, Gr. |
|    | 90 | Jake Genyk        | 6-3, 200, Jr.  |
| LS | 48 | Peter Snodgrass   | 6-0, 212, Sr.  |
|    | 43 | William Halkyard  | 6-3, 200, So.  |
| H  | 36 | Derek Adams       | 5-11, 195, Gr. |
| KR | 0  | Coco Azema        | 5-11, 185, So. |
|    | 23 | Ray Niro III      | 5-10, 190, Jr. |
| PR | 3  | JJ Jefferson      | 5-10, 180, Sr. |



**AUTHENTIC BRAND**  
BY TCB COMPANIES

**GEAR TO  
OUTFIT  
YOUR LIFE**



- Moon Family Head Football Coach -

**KIRK FERENTZ**



**BRIAN FERENTZ**

—  
OFFENSIVE COORDINATOR/  
TIGHT ENDS

**PHIL PARKER**

—  
DEFENSIVE COORDINATOR/  
SECONDARY

**LEVAR WOODS**

—  
SPECIAL TEAMS COORDINATOR

**GEORGE BARNETT**

—  
OFFENSIVE LINE

**KELVIN BELL**

—  
DEFENSIVE LINE

**LADELL BETTS**

—  
RUNNING BACKS

**KELTON COPELAND**

—  
WIDE RECEIVERS

**JAY NIEMANN**

—  
ASSISTANT DEFENSIVE LINE/  
DEFENSIVE RECRUITING COORDINATOR

**KEN O'KEEFE**

—  
QUARTERBACKS

**SETH WALLACE**

—  
ASSISTANT DEFENSIVE COORDINATOR/  
LINEBACKERS

**RAIMOND BRAITHWAITE**

—  
DIRECTOR, STRENGTH & CONDITIONING

**COACHING RECORDS**

—  
FERENTZ AT IOWA (YRS.): 174-108 (23RD)  
OVERALL RECORD (YRS.): 186-129 (26TH)



**THE OFFICIAL FRY OF  
HAWKEYE ATHLETICS**

FIND THEM AT YOUR LOCAL HY-VEE GROCERY FREEZER AISLE





# IOWA HAWKEYES<sup>®</sup> LOCAL BUSINESS PARTNERS

When you are in the Iowa City and Cedar Rapids area, we encourage you to **SUPPORT THE BUSINESSES THAT SUPPORT THE HAWKEYES!**



3402 Merchant Street, Coralville  
bachmeiercarpetone.com  
319.545.5678



**T H E H O T E L**  
K I R K W O O D C E N T E R

7725 Kirkwood Boulevard SW, Cedar Rapids  
thehotelatkirkwood.com  
877.751.5111



Skogman Realty  
2530 Corridor Way, Ste. 302, Coralville  
jillarmstrong.com • jill@jillarmstrong.com



4105 Westcor Ct., Ste. 2, Coralville  
klostermanbuild.com  
319.545.7088

TO LEARN MORE ABOUT THE IOWA HAWKEYES LOCAL BUSINESS PARTNER PROGRAM,  
**PLEASE CONTACT HAWKEYE SPORTS PROPERTIES AT 319.338.7474**



- Dan and Susan Jones Family Head Football Coach -

## PAT FITZGERALD



### MIKE BAJAKIAN

—  
OFFENSIVE COORDINATOR/  
QUARTERBACKS

### JIM O'NEIL

—  
DEFENSIVE COORDINATOR

### KURT ANDERSON

—  
OFFENSIVE LINE

### LOU AYENI

—  
RUNNING BACKS/  
RECRUITING COORDINATOR

### JEFF GENYK

—  
SPECIAL TEAMS COORDINATOR

### BOB HEFFNER

—  
SUPERBACKS

### MARTY LONG

—  
DEFENSIVE LINE

### MATT MACPHERSON

—  
DEFENSIVE BACKS

### TIM MCGARIGLE

—  
LINEBACKERS

### DENNIS SPRINGER

—  
WIDE RECEIVERS

### JAY HOOTEN

—  
DIRECTOR OF SPORTS PERFORMANCE  
FOR FOOTBALL

### COACHING RECORDS

—  
FITZGERALD AT NORTHWESTERN (YRS.): 109-86 (16TH)  
OVERALL RECORD (YRS.): 109-86 (16TH)

The wedding venue of your  
**dreams.**



THE HOTEL  
KIRKWOOD CENTER

www.thehotelatkirkwood.com  
319-848-8700 | Cedar Rapids, Iowa



# NOT ALL **INTERNET** IS CREATED **EQUAL**



- ▶ Speeds from **60 Mbps** up to **1 GIG**\*
- ▶ Delivers **99.9%** network reliability<sup>^</sup>
- ▶ Over-delivers **120%** on advertised download speeds<sup>‡</sup>

[xtream.com](http://xtream.com)

**1-844-XTREAM3**

\*Download speeds may vary and subject to a monthly usage allowance. May not be available in all areas. <sup>^</sup>2021 Mediacom Executive Summary Outage Exception Report.  
<sup>‡‡</sup>Claims based on advertised download speed of 100 Mbps in the FCC's Tenth Measuring Broadband America Fixed Broadband Report. Xtream powered by Mediacom is a registered trademark of Mediacom Communications Corporation. Call Mediacom or go online for details.



# BIG

## ***THIS WEEK IN THE BIG TEN - 11/6***

Illinois at Minnesota (11 a.m., ESPN2)  
#6/5 Ohio State at Nebraska (11 a.m., FOX)  
#5/6 Michigan State at Purdue (2:30 p.m., ABC)  
#22/23 Penn State at Maryland (2:30 p.m., FS1)  
Wisconsin at Rutgers (2:30 p.m., BTN)  
#19/16 Iowa at Northwestern (6 p.m., BTN)  
Indiana at #9/10 Michigan (6:30 p.m., FOX)

## ***NEXT WEEK IN THE BIG TEN - 11/13***

Minnesota at #19/16 Iowa (TBA, BTN)  
Northwestern at Wisconsin (TBA, ESPN2)  
Purdue at #6/5 Ohio State (TBA, TBA)  
Rutgers at Indiana (TBA, BTN)  
Maryland at #5/6 Michigan State (TBA, TBA)  
#9/10 Michigan at #22/23 Penn State (TBA, TBA)

## ***LAST WEEK IN THE BIG TEN - 10/30***

Wisconsin 27, #9/10 Iowa 7  
Maryland 38, Indiana 35  
#8/7 Michigan State 37, #6/6 Michigan 33  
Rutgers 20, Illinois 14  
Minnesota 41, at Northwestern 14  
Purdue 28, Nebraska 23  
#5/5 Ohio State 33, 20/17 Penn State 24

All times are Central and subject to change  
Rankings are AP/USA Today AFCA Coaches Poll



**WE TACKLE THE DRIVING...**  
so you can keep your head in the game.

[www.landjet.com](http://www.landjet.com)

LANDJET

#BUSINESSTRAVELREDEFINED



# FEED YOUR TEAM FASTER.

FRIES THAT COOK  
IN 1/2 THE TIME\*




FIND THEM AT YOUR LOCAL HY-VEE GROCERY FREEZER AISLE

\*LESS OVEN COOK TIME COMPARED TO REGULAR MCCAIN FRIES.

PROUD PARTNER OF  
**HAWKEYE ATHLETICS**

FASTER TO PREPARE.  
EASIER TO SHARE.





## ***2021 BIG TEN STANDINGS***

|                     | CONFERENCE<br>RECORD | OVERALL<br>RECORD |
|---------------------|----------------------|-------------------|
| <b>EAST</b>         |                      |                   |
| #5/6 Michigan State | 5-0                  | 8-0               |
| #6/5 Ohio State     | 5-0                  | 7-1               |
| #9/10 Michigan      | 4-1                  | 7-1               |
| Maryland            | 2-3                  | 5-3               |
| #22/23 Penn State   | 2-3                  | 5-5               |
| Rutgers             | 1-4                  | 4-4               |
| Indiana             | 0-5                  | 2-6               |
| <b>WEST</b>         |                      |                   |
| Minnesota           | 4-1                  | 6-2               |
| #19/16 Iowa         | 3-2                  | 6-2               |
| Purdue              | 3-2                  | 5-3               |
| Wisconsin           | 3-2                  | 5-3               |
| Illinois            | 2-4                  | 3-6               |
| Northwestern        | 1-4                  | 3-5               |
| Nebraska            | 1-5                  | 3-6               |

Rankings are AP/USA Today Sports AFCA Coaches Poll

**HyVee** PLUS PREMIUM MEMBERSHIP

Sign up today! [hy-vee.com/plus](https://hy-vee.com/plus)



Official Grocery Partner  
of the Iowa Hawkeyes



# The wedding venue of your dreams.

Celebrate your love in one of our elegant indoor and outdoor venues, including a magnificent ballroom and a picturesque garden. From wedding venue design and décor to menu selection and a host of intangible extras, we'll be at your side, ensuring a seamless event.



THE HOTEL  
KIRKWOOD CENTER

[www.thehotelatkirkwood.com](http://www.thehotelatkirkwood.com)  
319-848-8700 | Cedar Rapids, Iowa

# AP TOP 25 STANDINGS

|    | <i>- Team -</i>     | <i>- Record -</i> | <i>- Previous -</i> |
|----|---------------------|-------------------|---------------------|
| 1  | Georgia             | 8-0               | 1                   |
| 2  | Cincinnati          | 8-0               | 2                   |
| 3  | Alabama             | 7-1               | 3                   |
| 4  | Oklahoma            | 9-0               | 4                   |
| 5  | Michigan State      | 8-0               | 8                   |
| 6  | Ohio State          | 7-1               | 5                   |
| 7  | Oregon              | 7-1               | 7                   |
| 8  | Notre Dame          | 7-1               | 11                  |
| 9  | Michigan            | 7-1               | 6                   |
| 10 | Wake Forest         | 8-0               | 13                  |
| 11 | Oklahoma State      | 7-1               | 15                  |
| 12 | Auburn              | 6-2               | 18                  |
| 13 | Texas A&M           | 6-2               | 14                  |
| 14 | Baylor              | 7-1               | 16                  |
| 15 | Ole Miss            | 6-2               | 10                  |
| 16 | UTSA                | 8-0               | 23                  |
| 17 | Brigham Young       | 7-2               | 25                  |
| 18 | Kentucky            | 6-2               | 12                  |
| 19 | Iowa                | 6-2               | 9                   |
| 20 | Houston             | 7-1               | NR                  |
| 21 | Coastal Carolina    | 7-1               | 24                  |
| 22 | Penn State          | 5-3               | 20                  |
| 23 | SMU                 | 7-1               | 19                  |
| 24 | Louisiana-Lafayette | 7-1               | NR                  |
| 25 | Fresno State        | 7-2               | NR                  |

**Others Receiving Votes:** Pittsburgh 117, North Carolina State 104, Wisconsin 91, Mississippi State 79, Arkansas 72, Minnesota 51, San Diego State 50, Appalachian State 23, Utah 11, Iowa State 9, Nevada 2



**SPORTS MEDICINE**

**CHOOSE  
THE TEAM THE  
IOWA HAWKEYES  
CHOOSE.** 

Same-day, next-day, and evening appointments available

To schedule an appointment:

→ 319-384-7070

→ [uihc.org/sports-medicine](http://uihc.org/sports-medicine)