



2021-22 IOWA HAWKEYES FINAL NOTES

- The Hawkeyes have been ranked in the final AP Poll each of the last three years: #16 in 2022; #8 in 2021; #25 in 2020. The last time Iowa has been ranked in the final AP Poll three consecutive seasons was 1987 (#6), 1988 (#17) and 1989 (#14).
- Iowa has won 68 games combined over the last three seasons (20 in 2020; 22 in 2021; 26 in 2022). The 68 victories are the fourth most over a three-year stretch in program history and most since winning 77 contests from 1987-89.
- Iowa won four games in four days (Northwestern, Rutgers, Indiana, Purdue) to capture the 2022 Big Ten Tournament Championship, its third tournament title in program history and first since 2006.
- Keegan Murray ranked fourth in the country in points per game (23.5); 34th in field goal percentage (.554); 46th in blocks per contest (1.94); and 51st in double-doubles (10). Murray was a consensus first-team All-American, unanimous All-Big Ten, recipient of the Karl Malone Power Forward of the Year Award, a six-time Big Ten Player of the Week honoree and was a finalist for the Wooden, Naismith, and Lute Olson national player of the year awards.
- Iowa has qualified for six NCAA tournaments over the last eight completed seasons (2014-16, 2019, 2021, 2022) and nine postseason tournaments over the last 10 completed seasons (6 NCAA; 3 NIT). The 2020 postseason was canceled due to COVID-19.
- Iowa won 26 games, the second most single season total in program history (30 in 1987).
- After his historic sophomore season, Keegan Murray declared for the NBA Draft. Murray is likely to become the program's first NBA Draft first-round selection since Ricky Davis in 1998.
- Keegan Murray became Iowa's single-season scoring leader (822 points). After going 117 years without a player scoring 700 points in a single season, the Hawkeyes have had a player score over 700 points in each of the last three seasons: Luka Garza scored 740 in 2020 and 747 in 2021.
- Iowa posted its ninth upper division Big Ten finish in the last 10 seasons. Furthermore, the Hawkeyes have finished fifth place or better in the Big Ten regular season standings six of the last eight years.
- Iowa led the Big Ten and ranked fifth nationally in scoring offense (83.2). The Hawkeyes have led the league in scoring five of the last nine seasons, including the last four.
- The Hawkeyes boasted a 15-3 record in home games in 2021-22. Iowa has won 14+ home contests each of the last four years.
- The Hawkeyes won eight of their last 10 games away from home (Maryland; Ohio State; Nebraska; Michigan; Northwestern; Rutgers; Indiana; Purdue).
- Consensus First-Team All-American Keegan Murray is the only player nationally to average 23+ points and 8+ rebounds in 2021-22.
- Twenty-one of Iowa's 26 wins came by 10+ points, including 12 by 20 points or more.
- The Hawkeyes won 12 of their last 15 games -- winning 10 of the 12 by double figures -- dating back to Feb. 6. Iowa went 5-1 in neutral site contests in 2021-22.
- Iowa finished the season 12-3 after shifting Jordan Bohannon from off guard to point guard. Bohannon (2,033) became just the third Hawkeye to score 2,000 points.
- The Hawkeyes were tops in the country in assist-to-turnover ratio (1.74); fourth in fewest turnovers per game (9.2); and seventh in turnover margin (4.4).
- The Hawkeyes posted four Quad 1 and eight Quad 2 wins. Six of Iowa's ten losses were by a five-point margin or less.
- Fran McCaffery has coached a first-team All-Big Ten honoree seven of the last nine years. He has guided Iowa to 20+ wins eight of the last 10 seasons, including four-straight.
- Iowa joined Michigan State as the only schools to have their football, men's basketball, and women's basketball teams compete in the Big Ten Conference Championship all in the same season since the football championship game was introduced (2011-12).
- Iowa is the only school in the country in 2022 to have both a men's (Keegan Murray) and women's (Caitlin Clark) basketball finalist for both the Naismith and Wooden National Player of the Year awards.

2021-22 SCHEDULE/RESULTS

Date	Opponent (TV)	Time
Nov. 9	Longwood	W, 106-73
Nov. 12	Kansas City	W, 89-57
Nov. 16	N.C. Central	W, 86-69
Nov. 18	Alabama State	W, 108-82
Nov. 22	Western Michigan	W, 109-61
Nov. 26	Portland State	W, 85-51
Nov. 29	at Virginia %	W, 75-74
Dec. 3	at #2 Purdue	L, 70-77
Dec. 6	Illinois	L, 83-87
Dec. 9	at #17 Iowa State +	L, 53-73
Dec. 18	vs. Utah State ^	W, 94-75
Dec. 21	Southeastern Louisiana	W, 93-62
Dec. 29	Western Illinois	W, 92-71
Jan. 3	Maryland	W, 80-75
Jan. 6	at #23 Wisconsin	L, 78-87
Jan. 13	Indiana	W, 83-74
Jan. 16	at Minnesota	W, 81-71
Jan. 19	at Rutgers	L, 46-48
Jan. 22	Penn State	W, 68-51
Jan. 27	#6 Purdue	L, 73-83
Jan. 31	at Penn State	L, 86-90 (2 OT)
Feb. 6	Minnesota	W, 71-57
Feb. 10	at Maryland	W, 110-87
Feb. 13	Nebraska	W, 98-75
Feb. 17	Michigan	L, 79-84
Feb. 19	at #18 Ohio State	W, 75-62
Feb. 22	Michigan State	W, 86-60
Feb. 25	at Nebraska	W, 88-78
Feb. 28	Northwestern	W, 82-61
March 3	at Michigan	W, 82-71
March 6	at #20 Illinois	L, 72-74
March 10	vs. Northwestern *	W, 112-76
March 11	vs. Rutgers *	W, 84-74
March 12	vs. Indiana *	W, 80-77
March 13	vs. #9 Purdue*	W, 75-66
March 17	vs. Richmond #	L, 63-67

all times listed are central

^ -- played at Sioux Falls, South Dakota
 % -- Big Ten/ACC Men's Basketball Challenge
 + -- Iowa Corn Cy-Hawk Series
 * -- Big Ten Tournament - Indianapolis, IN
 # -- NCAA Tournament - Buffalo, NY

PRONUNCIATION GUIDE

Luc Laketa	LUKE Luh-KET-uh
Josh Ogundele	Oh-GOON-duh-lay
Filip Rebraca	Reh-BRAH-chuh
Kirk Speraw	SPEAR-awe
Joe Toussaint	two-SAHNT
Ahron Ulis	YOU-liss

UI IN THE RANKINGS

NCAA NET	14
KenPom	13
Sagarin	13
BPI	14



INSIDE THE NUMBERS

	IOWA	OPP
Scoring Average	83.2	71.2
Scoring Defense	71.2	83.2
Scoring Margin	+12.0	-12.0
FG%	.461	.437
FG% Defense	.437	.461
FT%	.749	.711
3-PT FG%	.363	.329
3-PT FG% Defense	.329	.363
Rebound Margin	+1.4	-1.4
Assists Per Game	16.0	14.4
Turnovers Per Game	9.2	13.6
Steals Per Game	7.3	5.2
Blocks Per Game	4.3	2.9

MISCELLANEOUS STATS

Player	16-18	18-19	19-20	20-21	21-22	Career
Jordan Bohannon	39	20	4	15	22	100
Filip Rebraca	---	9	26	25	5	65
Keegan Murray	---	---	---	8	34	42
Patrick McCaffery	---	---	---	6	21	27
Kris Murray	---	---	---	---	16	16
Connor McCaffery	---	3	6	2	3	14
Joe Toussaint	---	---	8	2	2	12
Tony Perkins	---	---	---	---	10	10
Payton Sandfort	---	---	---	---	6	6
Ahron Ulis	---	---	---	---	2	2

Player	16-18	18-19	19-20	20-21	21-22	Career
Keegan Murray	---	---	---	---	26	26
Jordan Bohannon	13	3	1	4	2	23
Kris Murray	---	---	---	---	2	2
Payton Sandfort	---	---	---	---	1	1
Tony Perkins	---	---	---	---	1	1

Player	16-18	18-19	19-20	20-21	21-22	Career
Filip Rebraca	---	3	14	5	3	25
Keegan Murray	---	---	---	1	10	11
Connor McCaffery	---	---	1	---	---	1
Kris Murray	---	---	---	---	1	1
Tony Perkins	---	---	---	---	---	1

Player	16-18	18-19	19-20	20-21	21-22	Career
Filip Rebraca	---	1	12	5	1	19
Keegan Murray	---	---	---	---	10	10
Jordan Bohannon	6	---	---	1	---	7
Joe Toussaint	---	---	---	---	1	1
Kris Murray	---	---	---	---	1	1
Tony Perkins	---	---	---	---	1	1

Player	16-18	18-19	19-20	20-21	21-22	Career
Jordan Bohannon	22	7	2	7	9	47
Connor McCaffery	---	---	---	1	2	3
Keegan Murray	---	---	---	---	3	3
Payton Sandfort	---	---	---	---	2	2
Patrick McCaffery	---	---	---	---	1	1

Player	16-18	18-19	19-20	20-21	21-22	Career
Jordan Bohannon	42	11	1	15	1	70
Connor McCaffery	---	9	8	10	2	29
Joe Toussaint	---	---	4	3	7	14
Ahron Ulis	---	---	---	---	5	5
Tony Perkins	---	---	---	---	4	4

Player	16-18	18-19	19-20	20-21	21-22	Career
Joe Toussaint	---	---	1	3	9	13
Connor McCaffery	---	1	5	1	2	9
Keegan Murray	---	---	---	2	6	8
Jordan Bohannon	3	1	---	---	2	6
Tony Perkins	---	---	---	---	3	3
Ahron Ulis	---	---	---	---	1	1
Patrick McCaffery	---	---	---	---	1	1
Kris Murray	---	---	---	---	1	1

Player	16-18	18-19	19-20	20-21	21-22	Career
Keegan Murray	---	---	---	6	9	15
Riley Mulvey	---	---	---	---	1	1

UI CAREER BIG COACHING WINS

1.	125	Tom Davis	1986-99
2.	115	Fran McCaffery	2010-

UI CAREER COACHING WINS

1.	269	Tom Davis	1986-99
2.	242	Fran McCaffery	2010-

UI ATHLETIC COMMUNICATIONS

S300 Carver-Hawkeye Arena, Iowa City, IA 52242
hawkeyesports.com • hawkeyebasketball.com

MBB CONTACT: MATTHEW WEITZEL

office: 319-335-6590 • cell: 319-430-8176

email: matthew-weitzel@hawkeyesports.com

Twitter: @BigWeitz

MARGIN OF VICTORY/DEFEAT

Points	1	2	3	4	5	6	7	8	9	10+	15+	20+
Wins	1	0	1	0	1	0	0	0	2	6	3	12
Losses	0	2	0	3	1	0	1	0	1	1	0	1

HAWKEYES WIN 4 GAMES IN 4 DAYS. WIN BIG TEN TOURNAMENT TITLE

Iowa outscored ninth-ranked Purdue 12-4 over the final 2:45 to post a 75-66 triumph and capture the program's third Big Ten Tournament championship in Indianapolis.

- The Hawkeyes (2001, 2022) joined Michigan (2017, 2018) as the only schools to win Big Ten Tournament titles twice by winning four games in four days.
- All-American Keegan Murray was named the Big Ten Tournament Most Outstanding Player, while Murray and Jordan Bohannon were named to the all-tournament team.
- Murray broke the record for most points (103) and field goals made (38) in a single Big Ten Tournament, surpassing the previous mark of 92 points and 34 field goals made by Ohio State's Duane Washington Jr. in 2021.
- Murray posted his team-leading 10th double-double of the year (19 points, 11 rebounds).
- Indianapolis native, Tony Perkins, netted 11 points, reaching double figures four of the last six outings.
- Iowa boasted a +11 turnover margin, forcing 17 turnovers while committing only six.
- Both Iowa's men's and women's basketball teams won the Big Ten Tournament title in the same year for a second time (2001 and 2022).

RICHMOND UPENDS HAWKEYES AT NCAA TOURNAMENT

Iowa lost an NCAA Tournament First Round game for the first time since 2014 (First Four) on March 17, when Richmond edged the fifth-seeded Hawkeyes, 67-63, in Buffalo.

- Keegan Murray scored a team-high 21 points and finished with nine rebounds. It was his 26th game with 20 or more points this season.
- Patrick McCaffery tied a season high, netting 18 points. The Hawkeyes made a total of six triples (6-of-29), with McCaffery making a personal-best four 3-point field goals. Iowa's 20.7 percentage from 3-point range was its second lowest percentage from long distance in 2021-22.
- The Hawkeyes won the rebounding battle, 40-36. It marked the first time in 2021-22 that Iowa lost when winning the rebounding battle (20-1).
- Iowa went on an 11-0 run in the second half. It was the 27th run of 10 or more points in 2021-22.
- Iowa was held to 63 points, its lowest output since Jan. 19 at Rutgers (46 points).
- The Hawkeyes had won at least one game in each of its last four NCAA Tournament appearances.

IOWA HISTORY

Iowa has played 2,908 games since beginning basketball in 1902. Iowa's overall record is 1,718-1,190 (.591). Iowa's 1,718 wins are 36th most among Division I programs. That includes a 1,097-377 (.744) record in home games, a 621-813 (.433) record in contests away from Iowa City, an 814-813 (.501) mark in Big Ten games and a 501-151 (.768) record in Carver-Hawkeye Arena.

2021-22 IOWA HAWKEYES ROSTER

No.	Name	Pos.	Ht.	Wt.	Yr.	Hometown (Last School)
0	Filip Rebraca	F	6-9	230	Sr.	Sombor, Serbia (University of North Dakota)
2	Joe Toussaint	G	6-0	190	Jr.	Bronx, N.Y. (Cardinal Hayes)
3	Jordan Bohannon	G	6-1	175	Sr. ^A	Marion, Iowa (Linn-Mar)
4	Ahron Ulis	G	6-3	195	So.	Chicago, Ill. (Marion Catholic)
11	Tony Perkins	G	6-4	205	So.	Indianapolis, Ind. (Lawrence North)
13	Austin Ash	G	6-3	180	Sr. ^A	Cedar Rapids, Iowa (Mount Vernon)
14	Carter Kingsbury	G	6-4	225	Fr.	Ponca, Neb. (Brewster Academy)
15	Keegan Murray	F	6-8	225	So.	Cedar Rapids, Iowa (Prairie/DME Academy)
20	Payton Sandfort	F	6-7	215	Fr.	Waukee, Iowa (Waukee)
22	Patrick McCaffery	F	6-9	200	So. ^A	Iowa City, Iowa (West)
23	Josh Ogundele	C	6-11	265	So.	London, England (Worcester Academy)
24	Kris Murray	F	6-8	225	So.	Cedar Rapids, Iowa (Prairie/DME Academy)
25	Luc Laketa	G	6-5	180	Fr.	Concord, Mich. (Winchendon School)
30	Connor McCaffery	G/F	6-5	220	Sr. ^A	Iowa City, Iowa (West)
44	Riley Mulvey	C	6-11	245	Fr.	Rotterdam, N.Y. (St. Thomas More)

Head Coach: Fran McCaffery

Assistant Coaches: Kirk Speraw, Sherman Dillard, Billy Taylor



HEAD COACH FRAN McCAFFERY

Fran McCaffery, who is signed through the 2028 season, completed his 12th season as the head basketball coach at the University of Iowa and his 26th year overall as a college head coach. McCaffery has reached the 20-win plateau 11 of the last 15 seasons, including four straight.

McCaffery spent five seasons (2005-10) as the head coach at Siena, six years at UNC-Greensboro (1999-2005) and three seasons at Lehigh (1985-88) before joining the Hawkeyes.

McCaffery has nearly four decades of Division I coaching experience. He is in his 40th season as a collegiate coach, which includes 26 years as a head coach and 14 as an assistant. McCaffery is one of 14 coaches to lead at least four different Division I teams to the NCAA Tournament. He has won a league tournament title in four different conferences (Big Ten, MAAC, SoCon, ECC).

McCaffery, 61, holds a career mark of 493-339 (.593) and guided his teams to 15 postseason appearances (11 NCAA & four NIT). Iowa likely would have competed in another NCAA Tournament in 2020, if not for the NCAA canceling the postseason due to COVID-19. He is 242-162 (.599) at Iowa; the second winningest coach in program history. McCaffery led Iowa to wins in four of the last seven NCAA Tournaments (2015, 2016, 2019, and 2021).

Since taking over the Iowa program in 2010, Iowa has earned nine postseason tournament bids (6 NCAA, 3 NIT). McCaffery coached Iowa to a Big Ten Tournament Title and 26 wins in 2022, the second-most win total in program history. McCaffery has guided five players to first team All-Big Ten status six of the last eight years, including the 2020 & 2021 National and Big Ten Player of the Year, Luka Garza.

McCaffery has posted upper division finishes in nine of the last 10 seasons at Iowa and 21 of 26 seasons as a head coach. The Hawkeyes have finished fifth or better in the Big Ten standings six of the last eight years. He has posted 20 wins or more 11 of the last 15 seasons, including eight of the last 10 years at Iowa (2013, 2014, 2015, 2016, 2019, 2020, 2021, and 2022). Iowa's 205 victories between 2013-21 are the most over a 10-year span at Iowa since 1987-96 (207).

McCaffery and the Hawkeyes boast a 153-40 (.793) home record the last 11 seasons, which includes a school-record 18 wins in 2014 and 13 consecutive victories in 2019-20. Iowa has won 14+ games in Carver-Hawkeye Arena each of the last four seasons (2019, 2020, 2021, and 2022).

McCaffery's five years at Siena were the best in its 70-year history. He led the Saints on an incredible run that ended with three straight Metro Atlantic Athletic Conference championships and NCAA Tournament appearances.

McCaffery's Saints owned a 112-51 (.687) record in his five years with the program. He guided the Saints to four consecutive 20-win seasons. McCaffery's achievements earned the head coach Siena Hall of Fame recognition in 2017.

The 2009 MAAC Coach of the Year and 2010 District I Coach of the Year is the third winningest coach, by percentage, in league history (.68-.756). He is the only coach to guide a MAAC program to two NCAA Tournament wins. McCaffery led his 2008 and 2009 teams to first round NCAA Tournament victories over Vanderbilt and Ohio State, respectively.

In his final two seasons at Siena, he coached the Saints to back-to-back 27-win campaigns and boasted a combined 39-3 (.929) record against MAAC opponents, which included MAAC Tournament contests.

McCaffery began his coaching career as an assistant at Penn (1982-83) and Lehigh (1983-85). After three seasons as head coach at Lehigh, he spent 11 seasons as an assistant at Notre Dame (1988-99).

McCaffery played basketball at Wake Forest his freshman year (1977-78) and concluded his playing career at Penn his final three seasons (1979-82).

He earned his B.S. degree in Economics from The Wharton School (Penn) in 1982. McCaffery also earned a Master of Education from Lehigh in 1985.



COACHING HONORS

NABC District I Coach of the Year, 2009-10

MAAC Coach of the Year, 2008-09

HEAD COACHING EXPERIENCE

Lehigh (1985-88):49-39 (.557); 8-6 (.571) League
UNC-Greensboro (1999-05).....90-87 (.508); 49-47 (.510) League
Siena (2005-10)112-51 (.687); 68-22 (.756) League
Iowa (2010-present):.....242-162 (.599); 115-110 (.511) League

THE McCAFFERY FILE

Born: May 23, 1959
Hometown: Philadelphia, Pennsylvania
High School: LaSalle, 1977
College: B.S. in Economics, The Wharton School (Penn), 1982
Master of Education, Lehigh, 1985
Family: Wife, Margaret
Sons, Connor, Patrick and Jonathan Francis
Daughter, Marit Katherine
Brother, Jack (sportswriter in Philadelphia area)

Coaching Honors

MAAC Coach of the Year, 2009

NABC District I Coach of the Year, 2009-10

Coaching History (39 years)

1983 Assistant Coach, Penn
1984-85 Assistant Coach, Lehigh
1985-88 Head Coach, Lehigh
1988-99 Assistant Coach, Notre Dame
1999-05 Head Coach, UNC-Greensboro
2005-10 Head Coach, Siena
2010-present Head Coach, University of Iowa

Coaching Chart

Overall (26 seasons): 493-339 (.593)
At Iowa (12 seasons): 242-162 (.599)
At Siena (five seasons): 112-51 (.688)
At UNCG (six seasons): 90-87 (.508)
At Lehigh (three seasons): 49-40 (.551)
NCAA Tournament (11 appearances*): 6-10
NIT (four appearances): 6-4

**McCaffery is the first coach to bring three different programs from one-bid leagues to the NCAA Tournament (conferences that sent just one team the year his program advanced).*

McCaffery in Postseason Play

1988 NCAA Tournament -- Lehigh
1989 NCAA Tournament -- Notre Dame
1990 NCAA Tournament -- Notre Dame
1992 NIT -- Notre Dame
1997 NIT -- Notre Dame
2001 NCAA Tournament -- UNC-Greensboro
2002 NIT -- UNC-Greensboro
2008 NCAA Tournament -- Siena
2009 NCAA Tournament -- Siena
2010 NCAA Tournament -- Siena
2012 NIT -- Iowa
2013 NIT -- Iowa
2014 NCAA Tournament -- Iowa
2015 NCAA Tournament -- Iowa
2016 NCAA Tournament -- Iowa
2017 NIT -- Iowa
2019 NCAA Tournament -- Iowa
2020 NCAA Tournament postponed (COVID-19)
2021 NCAA Tournament -- Iowa
2022 NCAA Tournament -- Iowa

Playing Experience

Wake Forest, 1977-78

Penn, 1979-82



Big Ten Standings/Schedule

Team	Big Ten	Pct.	Overall	Pct.
Illinois	15-5	.750	23-10	.697
Wisconsin	15-5	.750	25-8	.758
Purdue	14-6	.700	29-8	.784
Rutgers	12-8	.600	18-14	.563
IOWA	12-8	.600	26-10	.722
Ohio State	12-8	.600	20-12	.625
Michigan State	11-9	.550	23-13	.639
Michigan	11-9	.550	19-15	.559
Indiana	9-11	.450	21-14	.686
Maryland	7-13	.350	15-17	.469
Penn State	7-13	.350	14-17	.452
Northwestern	7-13	.350	15-16	.484
Nebraska	4-16	.200	10-22	.328
Minnesota	4-16	.200	13-17	.433

National Rankings

AP Poll

March 13

1. Gonzaga
2. Arizona
3. Kansas
4. Baylor
5. Tennessee
6. Villanova
7. Kentucky
8. Auburn
9. Duke
10. Purdue
11. UCLA
12. Texas Tech
13. Providence
14. Wisconsin
15. Houston
16. **IOWA**
17. Arkansas
18. Saint Mary's
19. Illinois
20. Murray State
21. Connecticut
22. USC
23. Boise State
24. Colorado State
25. Texas

USA Today Poll

April 5

1. Kansas
2. North Carolina
3. Duke
4. Villanova
5. Gonzaga
6. Arizona
7. Houston
8. Arkansas
9. Baylor
10. Purdue
11. UCLA
12. Texas Tech
13. Providence
14. Auburn
15. Tennessee
16. Miami
17. Kentucky
18. Wisconsin
19. Illinois
20. Saint Mary's
21. **IOWA**
22. Murray State
23. Iowa State
24. Saint Peter's
25. Michigan

2021-22 IOWA CAPTAINS

Iowa captains are Jordan Bohannon and Connor McCaffery.

HISTORY BOOK UPDATE

The 2022 Hawkeyes etched their name in the school record book with a number of top single-season team performances:

- New school record - 331 3-point FGM (previous record was 301 set in 2021)
- New school record - 912 3-point FGA (previous record was 791 set in 2017)
- New school record - 2,322 field goals attempted (previous record was 2,194 set in 1987)
- Third most - 2,995 points (highest single season point total since 3,181 in 1988)
- 264 steals are most in a single season since collecting 268 in 1999
- Averaged 83+ points each of the last two seasons; last time Iowa averaged 83+ points in back-to-back seasons was 1994-95
- 156 blocked shots are most in a season since rejecting 156 in 2016

BIG TEN TOURNAMENT RECORD BREAKERS

The Hawkeyes put together one of the most dominating runs in Big Ten Tournament history, breaking six team single Big Ten Tournament records: total points (351); field goals made (123); field goal attempts (245); 3-point field goals made (48); 3-point field goal attempts (111); and assists (75).

Iowa tied Big Ten Championship game for steals, equaling Ohio State's 13 established in the 2002 title game.

In Iowa's second round victory over Northwestern, the Hawkeyes broke four Big Ten Tournament records: total points (112); 3-pointers made (19); field goals made (43); and margin of victory (36). Iowa also broke/tied eight team records in a Big Ten Tournament game in the victory over the Wildcats: total points (112); points in a half (64); field goals (43); 3-pointers made (19); 3-point attempts (29); field goal percentage (.614); 3-point field goal percentage (.655); and assists (25).

Iowa broke another school Big Ten Tournament game record in its quarterfinals triumph over Rutgers, sinking 92.6 percent (25-of-27) from the foul line.

All-American Keegan Murray broke the record for most points (103) and field goals made (38) in a single Big Ten Tournament, surpassing the previous mark of 92 points and 34 field goals made by Ohio State's Duane Washington Jr. in 2021. Additionally, his eight 3-pointers made (10 attempted) tied the tournament single game record.

BIG TEN TOURNAMENT NOTEABLES

Other than the numerous team and individual records broken, there were plenty of highlights during Iowa's four days to a championship.

- Iowa rallied from double-digit first-half deficits in its quarterfinals and semifinals wins (10, Rutgers and 12, Indiana).
- Jordan Bohannon drained a game-winning 3-pointer with 1.1 seconds remaining to lift Iowa to a 77-74 win over Indiana in the semifinals. The sixth-year senior made three of his four triples over the final 2:30 against the Hoosiers.
- All-American Keegan Murray tallied a game-best 32 points, bolstered by shooting a blistering 8-of-10 from 3-point range, and pulled down a team-best nine rebounds in the win over Indiana.
- Trailing by six (71-65), Iowa outscored the Hoosiers 15-6 over the final 3:27.
- Iowa made 77 percent (57-of-74) of its free throw attempts in the four games. The Hawkeyes missed only four combined free throws versus Rutgers and Indiana (35-of-39, .897). Iowa made its first 22 attempts from the charity stripe versus the Scarlet Knights.
- Bohannon became just the third Hawkeye to score 2,000 points when he reached the milestone against Rutgers. He has scored in double figures 100 times in his career.
- Murray surpassed 2021 National Player of the Year Luka Garza's single-season scoring record on March 11 versus the Scarlet Knights.
- All 14 players scored in Iowa's 36-point victory over Northwestern in the second round.
- The Hawkeyes drained a staggering 19 3-pointers against Northwestern. Ten different Hawkeyes made at least one 3-pointer against the Wildcats.
- Iowa tallied 64 first-half points against Northwestern, the most the Hawkeyes scored in a half (first or second) this season.



BACK-TO-BACK HERCULEON EFFORTS

Big Ten players with 23+ ppg, 8+ rpg, and 55+% field goal percentage since 1970-71:

1970-71 to 2019-20 (50 seasons)

Mychal Thompson (MINN): 1975-76

Alan Henderson (IND): 1994-95

2020-21 to 2021-22 (2 seasons)

Luka Garza (IOWA): 2020-21

Keegan Murray (IOWA): 2021-22

MURRAY IN ELITE COMPANY

Sophomore Keegan Murray amassed 822 points, 68 blocked shots and 66 3-pointers in 2021-22. Murray joins Kevin Durant (2006-07) as the only two players nationally over the last 30 years with 800+ points, 50+ blocks, and 50+ 3-pointers in a single season.

Murray is just the eighth men's basketball player in Big Ten history win 800 points in a single season and second this century (Purdue's Carsen Edwards, 874).

Murray amassed 1,046 points in 66 games as a Hawkeye. He is just the fifth Hawkeye to reach over 1,000 career points in their first two seasons, joining Sam Williams, John Johnson, Fred Brown and Reggie Evans. He is the 51st Hawkeye with 1,000 career points.

McCAFFERY CLIMBS WINS CHART

Fran McCaffery and the Hawkeyes have reached 20 wins eight of the last 10 seasons. McCaffery and Tom Davis (10) are the only Iowa coaches to win 20 or more games in at least eight seasons.

Iowa finished the 2021-22 season with 26 wins, second most in school history (30 in 1987).

Among Iowa's head basketball coaches, McCaffery ranks second in tournament appearances behind Davis (9). Davis is Iowa's all-time winningest coach, while McCaffery is second.

BACK-TO-BACK-BACK

Iowa became the first school to have a men's basketball player lead the Big Ten in scoring three straight seasons since Purdue from 1968-70.

Iowa's Luka Garza led the conference in scoring average in 2020 (26.2 ppg) and 2021 (21.9 ppg). Keegan Murray led the league in 2022, averaging 23.5 points per game in all games. Murray finished the 20-game league schedule as the Big Ten's leading scorer, averaging 22.8 points per contest.

Purdue legend Rick Mount led the Big Ten in scoring in 1968 (29.7 ppg), 1969 (35.2 ppg), and 1970 (39.4 ppg).

IOWA'S STATISTICAL COMPARISONS

	All Games	Big Ten	Home Games	Away Games	Iowa Wins	Iowa Losses
Record	26-10	12-8	15-3	11-7	26-0	0-10
Points	83.2	79.6	87.3	79.1	88.2	70.3
Opp. Pts	71.2	72.7	68.6	73.7	68.9	77.0
FG%	.461	.444	.468	.455	.491	.386
FG Def.	.437	.446	.417	.458	.433	.449
3-PT%	.363	.358	.363	.363	.393	.280
3-pt. Def.	.329	.350	.317	.344	.325	.338
FT%	.749	.706	.791	.701	.769	.694
REB	37.3	36.3	39.5	35.1	38.7	33.8
AST	16.0	14.5	16.7	15.3	17.0	13.5
TO	9.2	8.8	9.1	9.3	9.2	9.1
STL	7.3	7.3	8.3	6.3	7.8	6.2
BLK	4.3	4.3	4.7	3.9	4.5	4.0

IOWA IN BIG TEN STATISTICS

Category	All Games		Conf Only		NCAA	
	Stat	Rank	Stat	Rank	Stat	Rank
Turnover Margin	+4.4	1st	+4.9	1st	+4.4	7th
Steals	7.3	1st	7.3	1st	7.3	88th
Assist/TO Ratio	1.74	1st	1.6	1st	1.74	1st
Scoring Offense	83.2	1st	79.6	1st	83.2	5th
Scoring Margin	+12.0	1st	+6.9	1st	+12.0	11th
Assists	16.0	2nd	14.5	5th	16.0	20th
Free Throw %	.749	4th	.706	11th	.749	67th
3-Pt. FG Per Game	9.2	1st	8.8	T1st	9.2	28th
Blocked Shots	4.3	4th	4.3	4th	4.3	53rd
Field Goal %	.461	4th	.444	8th	.461	62nd
3-Pt. Field Goal %	.363	5th	.358	6th	.363	50th
3-PT FG Defense	.329	5th	.350	8th	.329	144th
Rebound Margin	+1.4	9th	-1.8	10th	+1.4	143rd
FG% Defense	.437	11th	.446	8th	.437	199th
Scoring Defense	71.2	13th	72.7	11th	71.2	233rd

Category	Player	All Games		NCAA	
		Stat	Rank	Stat	Rank
FG%	Keegan Murray	.554	6th	.554	34th
Rebounding	Keegan Murray	8.7	3rd	8.7	36th
Scoring	Keegan Murray	23.5	1st	23.5	4th
Steals	Joe Toussaint	1.42	6th	1.42	239th
	Keegan Murray	1.29	9th	1.29	336th
Assists	Joe Toussaint	3.2	13th	3.2	290th
FT Percentage	Keegan Murray	.747	12th	.747	278th
3-pointers	Jordan Bohannon	2.53	4th	2.53	89th
Blocked Shots	Keegan Murray	1.94	4th	1.94	46th
	Kris Murray	0.89	11th	0.89	260th
Assist/TO Ratio	Joe Toussaint	2.33	6th	2.33	36th
FT Made	Keegan Murray	142	6th	142	41st
Double-Doubles	Keegan Murray	10	5th	10	52nd

KEEGAN MURRAY ONE OF THE NATION'S BEST

Keegan Murray had a breakout sophomore campaign putting together the greatest season by an underclassman in program history. Murray earned consensus first-team All-America honors as well as being a unanimous first-team All-Big Ten honoree. Murray was the recipient of the Karl Malone Power Forward of the Year Award and was a finalist for the Naismith, Wooden and Lute Olson Player of the Year awards, and the Lefty Driesell Defensive Player of the Year Award.

Murray became the program's fourth consensus first-team All-American, joining Murray Wier (1948), Charles Darling (1952), and Garza (2020 and 2021).

Murray, who declared for the NBA Draft, totaled 303 rebounds, 68 blocks, 66 3-point field goals, 52 assists, 45 steals and a school single-season record 822 points in his historic sophomore campaign. He is only the second player in Division I history to amass more than 800 points, 60 blocks, and 60 3-pointers in a single season (Texas' Kevin Durant in 2007). Additionally, he is the first player with more than 800 points and 300 rebounds with a field goal percentage of 55 percent or better in a single season since North Carolina's Antawn Jamison in 1998.

Murray ranked first in the country in Player Efficiency Rating (37.8); fourth in points per game (23.5); 34th in field goal percentage (.554); 46th in blocks per contest (1.94); and 51st in double-doubles (10). His 23.5 points per game average is tops among players from a major conference and marks the third consecutive season a Hawkeye has led the Big Ten in scoring (Garza in 2020 and 2021). Murray was the only player nationally to average 23+ points and 8+ rebounds in 2022.



IOWA SIGNS 2 PREP STANDOUTS

JOSH DIX // G, 6-5, 190 // Council Bluffs, Iowa (Council Bluffs High School)

- Three-year team captain
- Two-time first-team all-conference selection and City Player of the Year
- Third team all-state as a sophomore and first-team all-state as a junior
- Shot 50 percent or better from the field his first three seasons of prep basketball
- Averaged a team-best 19.4 points, 7.2 rebounds, 4.3 assists as a junior
- Shot at 54 percent from the field, 38 percent from 3-point range, and 73 percent from the foul line as a junior
- Surpassed 1,000 career points last season
- Averaged 17.5 points, 5.1 rebounds as a sophomore and 10.2 points per contest as a freshman
- Three-time academic all-conference honoree

FRAN McCAFFERY ON JOSH DIX

"Josh is incredibly versatile. He can play multiple positions. He has a great frame. Josh is good with the ball in his hands finding people and getting to the rim. He's physical defensively and is an excellent rebounder for his position. Josh is a winning player. We are really excited about him."

DASONTE BOWEN // G, 6-3, 165 // Boston, Massachusetts (Brewster Academy)

- Ranked No. 91 in the ESPN Top 100 for the Class of 2022
- Averaged 15.2 points, 3.6 rebounds, 2.6 assists, and 1.4 steals while shooting 52.7 percent from the field, 47.4 percent from 3-point range, and 90 percent from the foul line this past summer playing EYBL
- Netted 37 points and seven assists in a game as a sophomore at Worcester Academy
- All-NEPSAC first team honoree as a sophomore
- Played with Hawkeye sophomore Josh Ogundele at Worcester Academy in 2020

FRAN McCAFFERY ON DASONTE BOWEN

"Dasonte is creative and fearless on the basketball court. He has incredible vision and makes plays. Dasonte can step back and hit the three, but he is constantly attacking the defense. He can rebound and score a variety of ways. He is an incredibly unselfish player. We are excited to welcome him to the Hawkeye family."

Murray averaged 7.2 points per game last year and averaged 23.5 this season (+16.3), which is the largest points per game increase by a Big Ten player in 49 years (Illinois' Rick Schmidt's scoring average improved +17.6 from 1972-73).

The Cedar Rapids, Iowa, native tallied 20+ points 26 times and 25+ points 16 times this season, both of which ranked first nationally. Murray was voted the Big Ten Tournament Most Outstanding Player after totaling a tournament record 103 points and 38 field goals made in four games in leading the Hawkeyes to their third tournament championship and first since 2006. He tied a Big Ten Tournament single game record with eight made 3-pointers (10 attempts), in a 32-point outburst in a semifinal win over Indiana.

He was named Big Ten Player of the Week a program-best six times this season (Nov. 22; Dec. 20; Jan. 3; Feb. 14; Feb. 28, March 6). Murray joins Ohio State's Evan Turner (7 in 2009-10) and Purdue's Caleb Swanigan (6 in 2016-17) as the only Big Ten players since the weekly award was introduced prior to the 1981-82 season to earn six or more weekly honors by the Big Ten in a single season.

Iowa has had a player named a Wooden Award National Semifinalist three straight years and four of the last seven. Former Hawkeye Luka Garza earned the 2021 John R. Wooden Award and was a finalist in 2020, while Jarrod Uthoff was a semifinalist in 2016. Garza was also the recipient of the 2021 Lute Olson Award.

Murray is the program's first sophomore to be voted to the All-Big Ten First Team since Ronnie Lester in 1978.

Murray totaled 26 points or more an NCAA-best 16 times this year. He is also the only Hawkeye underclassman (freshman or sophomore) with five 30+ performances in a single season.

His 303 rebounds are 10th most in Iowa single-season history, while his 68 blocks rank eighth best.

Murray, who posted a team-leading 10 double-doubles this season, combined for 65 points in two games against Maryland.

Murray poured in a career-best 37 points, six rebounds, and a game bests in steals (3) and blocks (2) against Nebraska on Feb. 13. The 37 points are believed to be the third most by any men's basketball player in Carver-Hawkeye Arena's 39-year history (45 by Brian Quinnett of Washington State in 1986; 41 by Iowa's Luka Garza in 2020).

Murray became the first Hawkeye to score 30+ points in back-to-back Big Ten games since Matt Gatens 10 years ago in 2012 (30 vs. Indiana and 33 vs. Wisconsin).

Murray exploded for a then career-best 35 points versus Utah State. He scored 18 straight Iowa points spanning 6:08 in the first half. Murray was six points from the Sanford Pentagon record.

Murray had a historic stat line against N.C. Central, registering 27 points, 21 rebounds, and four blocks. He became the fourth Hawkeye over the last five decades, and first since 1977, to score 20+ points and grab 20+ rebounds.

2022 KEEGAN MURRAY HONORS

- Karl Malone Power Forward of the Year
- John R. Wooden Award Finalist, All-American
- Naismith Player of the Year Trophy Finalist
- Lute Olson National Player of the Year Finalist
- Lefty Driesell Defensive Player of the Year Finalist
- Consensus First Team All-America
- Sporting News First Team All-America
- Associated Press First Team All-America
- USBWA First Team All-America
- The Athletic First Team All-America
- NABC Second Team All-America Team
- NABC First Team All-District Team
- USBWA All-District VI Team
- All-Big Ten First Team honoree (unanimous)
- Associated Press All-Big Ten First Team selection (unanimous)
- Big Ten Tournament Most Outstanding Player and All-Tournament Team
- NABC First Team All-District
- The Athletic Midseason Second Team All-America
- Naismith Trophy National Player of the Week (Feb. 14)
- Big Ten Co-Player of the Week (March 7)
- Big Ten Player of the Week (Feb. 28)
- Big Ten Co-Player of the Week (Feb. 14)
- Big Ten Player of the Week (Jan. 3)
- Big Ten Player of the Week (Dec. 20)
- Big Ten Co-Player of the Week (Nov. 22)

BOHANNON JOINS SIBLINGS IN WINNING A TOURNAMENT TITLE

Jordan Bohannon became the third Bohannon sibling to win a basketball conference tournament title.

Matt and the Northern Iowa Panthers won the Missouri Valley Tournament title his redshirt senior year in 2016.

Jason and the Wisconsin Badgers won the Big Ten Conference Tournament championship as a sophomore in 2008.

Zach did not win a conference tournament title, but Zach and the Wisconsin Badgers advanced to the 2014 Final Four.



3 HAWKEYES GARNER POSTSEASON ALL-BIG TEN RECOGNITION

Keegan Murray was a unanimous first team selection by both the media and coaches, marking the third straight season a Hawkeye has been a unanimous first team selection (Luka Garza in 2020 and 2021). Murray was also tabbed a unanimous first-team all-conference honoree by the Associated Press. Jordan Bohannon earned honorable mention recognition, while Patrick McCaffery is the recipient of Iowa's Big Ten Men's Basketball Sportsmanship Award.

Head coach Fran McCaffery has coached a first-team All-Big Ten honoree in seven of the last nine seasons, the most over a nine-year span since 1944-52. Murray joins Devyn Marble (2014), Aaron White (2015), Jarrod Uthoff (2016), Peter Jok (2017), and Garza (2020 and 2021) as first team selections.

Murray ranked first in the country in Player Efficiency Rating (37.8); fourth in points per game (23.5); 34th in field goal percentage (.554); 46th in blocks per contest (1.94); and 51st in double-doubles (10). His 23.5 points per game average was tops among players from a major conference.

Bohannon earned postseason conference recognition for a fifth time, earning third team accolades as a junior, honorable mention honors three times, and voted to the All-Freshman Team in 2017. He ranked first on the team in 3-pointers made per game (2.53), second in scoring (11.0), first in free throw accuracy (.889, 80-of-90) and fourth in assists per game (1.8).

McCaffery ranked third on the team in points per game (10.5), and fourth in rebounds (3.6) and blocks (0.5) per contest.

TWICE AS NICE

Sophomores Keegan and Kris Murray ranked first and fourth, respectively, in team scoring. Keegan averaged 23.5 points, while Kris was Iowa's leading scorer (9.7 ppg) and rebounder (4.3 rpg) off the bench. Keegan also ranks first on the squad in rebounds per game (8.7), blocks per game (1.94), 3-point accuracy (.398, 66-of-166) and free throws made (142); while Kris ranks second on the squad in blocks per contest (0.9), 3-point accuracy (.397, 43-of-111), third in rebounds (4.3) and fourth in steals (29).

Keegan was a phenomenal finisher around the rim, hitting 62 percent on 2-point tries and a team-best 39.8 percent from behind the 3-point arc.

Kris averaged 21.7 points and 9.5 rebounds per 40 minutes played as a sophomore. He posted single season bests in every statistical

category, improving his scoring average by +9.1 points per game and rebounding average by 3.7 per outing.

Kris' 31 blocks tie for Glen Worley (2002) for seventh most and his 43 3-point field goals are eighth most by a Hawkeye sophomore.

Kris made at least one 3-pointer in a team-best 17 consecutive games (Jan. 22-March 13). He recorded multiple steals in 10 games and multiple blocks in nine contests.

BOHANNON WINS 3-POINT CONTESTS

The Big Ten's all-time 3-point leader Jordan Bohannon won the 2022 Men's College 3-Point Contest held on March 31, in New Orleans, the site of the Final Four.

Bohannon becomes the second Hawkeye in six years to win the 3-Point Contest; Peter Jok was the last Hawkeye to compete in the event and was crowned champion of the 2017 event in Phoenix.

Bohannon defeated a field that included Brad Davison (Wisconsin), Alfonso Plummer (Illinois), Sasha Stefanovic (Purdue), Carl Pierre (Rice), Alex O'Connell (Creighton) and Davion Mintz (Kentucky).

Bohannon edged Davison in the finals, 18-17. Bohannon went into the final three racks with just five points, but he made eight straight shots, including a perfect rack at the top of the key. Bohannon trailed by three going into the final rack, but he delivered by sinking the first four balls.

Bohannon then went on to win the "Battle of the Champions," edging Kendall Spray of Florida Gulf Coast, 21-19. Bohannon made 11 straight shots and drained his last money ball attempt, which proved to be the difference.

JORDAN BOHANNON HOLDS 5 IOWA RECORDS

Jordan Bohannon, who competed in his sixth season, is the program's career leader in four statistical categories: assists (704), 3-pointers made (455), games played (179), and free throw percentage (.887, 370-417). He sank a school and Xfinity Center record 10 3-pointers at Maryland on Feb. 10, 2022. The 10 triples were one shy of tying the Big Ten record. His 455 triples are the most in Big Ten history and 192 more than any other Hawkeye.

He made 91 treys this season, second most in the Big Ten and 39th nationally.

Bohannon (179) is the NCAA all-time leader in career games played. He is fourth in the NCAA with 455 career 3-point field

LAST 15 GAMES STATISTICS (13-2)

No.	Player				Total		3-Point		F-Throw		Rebounds												
		GP-GS	MIN	AVG	FG-FGA	FG%	3FG-3FGA	3FG%	FT-FTA	FT%	OFF	DEF	TOT	AVG	PF	DQ	A	TO	BLK	STL	PTS	AVG	
15	MURRAY, Keegan	15-15	511:31	34.1	140-251	.558	34-72	.472	62-86	.721	41	96	137	9.1	28	0	30	16	27	17	376	25.1	
3	BOHANNON, Jordan	15-15	428:23	28.6	52-123	.423	46-109	.422	35-39	.897	3	22	25	1.7	18	0	33	19	0	14	185	12.3	
22	MCCAFFERY, Patrick	13-13	288:09	22.2	49-115	.426	12-37	.324	15-24	.625	13	34	47	3.6	9	0	17	10	7	4	125	9.6	
24	MURRAY, Kris	15-0	268:14	17.9	48-103	.466	17-46	.370	18-29	.621	16	43	59	3.9	42	1	14	11	10	12	131	8.7	
11	PERKINS, Tony	15-15	310:39	20.7	49-102	.480	9-22	.409	20-30	.667	18	31	49	3.3	24	1	36	15	1	12	127	8.5	
20	SANDFORT, Payton	14-0	154:40	11.0	28-60	.467	14-35	.400	4-4	1.000	12	28	40	2.9	13	0	7	9	1	1	74	5.3	
0	REBRACA, Filip	15-15	318:03	21.2	30-65	.462	0-1	.000	15-21	.714	31	45	76	5.1	35	0	15	14	10	6	75	5.0	
30	MCCAFFERY, Connor	14-2	267:02	19.1	16-36	.444	14-33	.424	5-6	.833	8	25	33	2.4	23	0	30	6	0	3	51	3.6	
13	ASH, Austin	6-0	26:47	4.5	6-13	.462	5-10	.500	4-6	.667	0	5	5	0.8	1	0	5	2	0	0	21	3.5	
2	TOUSSAINT, Joe	15-0	206:34	13.8	17-48	.354	2-16	.125	7-8	.875	4	12	16	1.1	22	0	34	15	1	17	43	2.9	
4	ULIS, Ahron	14-0	147:07	10.5	12-33	.364	1-4	.250	7-12	.583	5	18	23	1.6	10	0	16	10	0	6	32	2.3	
23	OGUNDELE, Josh	7-0	39:35	5.7	6-11	.545	0-0	.000	0-3	.000	4	5	9	1.3	7	0	0	5	0	2	12	1.7	
25	LAKETA, Luc	5-0	11:30	2.3	1-2	.500	1-2	.500	0-0	.000	0	1	1	0.2	1	0	0	2	0	1	3	0.6	
44	MULVEY, Riley	6-0	21:47	3.6	1-4	.250	0-2	.000	0-0	.000	0	0	0	0.0	2	0	0	0	3	0	2	0.3	
Team											26	22	48					10					
Total		15	3000		455-966	.471	155-389	.398	192-268	.716	181	387	568	37.9	235	2	237	144	60	95	1257	83.8	
Opponents		15	3000		404-916	.441	105-313	.335	158-216	.731	158	361	519	34.6	245	3	225	178	58	79	1071	71.4	



goals made. The 455 triples are the second most by a player from a major conference (457 by Duke's J.J. Reddick). He ranks third in career scoring at Iowa (2,033) and sixth in field goals made (604).

In four games at the Big Ten Tournament, he averaged 13 points a game, shooting 45.5 percent from the field, 43.3 percent from 3-point range and 90 percent from the foul line. He connected on the game-winning 3-pointer with 1.1 seconds remaining in the semifinal win over Indiana. He was one of two Hawkeyes named to the all-tournament team.

Bohannon, an honorable mention all-conference honoree in 2021 and 2022, is the only Division I player over the last 25 years to make 75+ 3-pointers in five seasons.

Bohannon ranked first in the league in 3-point accuracy (.394) and second in 3-pointers made per game (2.58) in 2021. He was second in the conference in assist-to-turnover ratio (3.07) and fourth in assists per contest (4.4).

He is the only Division I player to amass more than 700 assists and 450 3-pointers.

Bohannon is one of only three Hawkeyes to post four 100-assist seasons (Jeff Horner, Dean Oliver). He has accumulated seven points-assists double-doubles, the most in school history. Bohannon registered a school-record eight games with 10 or more assists.

HAWKEYE FASTBREAKS

- Iowa made its 28th NCAA Tournament appearance, only 15 schools playing in 2022 tournament competed in more. The Hawkeyes were the overall 20th seed.
- Eight of Iowa's nine losses during the 2021-22 regular season came to teams who qualified for the NCAA Tournament.
- The Big Ten matched its highest number of teams to qualify for an NCAA Tournament with nine. The conference also sent nine in 2021.
- Iowa has been a top five seed in the last three B1G Tournaments.
- The Hawkeyes were 20-1 in 2022 when outrebounding their opponents and 12-0 when Iowa shot 50 percent or better from the field. The lone setback came in Iowa's final game against Richmond in the NCAA Tournament.
- Iowa has won 10 or more Big Ten games seven of the last eight seasons.
- Iowa scored 700 points over an eight-game stretch from Feb. 10 to March 3 (87.5 ppg). That is the most points by any team in an eight-game span of Big Ten play since 1995, when the Hawkeyes themselves had 709 in eight games from Feb. 9 to March 8.
- The Hawkeyes had scoring runs of 10-0 or more a combined 27 times in 2021-22.
- The Hawkeyes notched at least one regular season victory over Michigan, Michigan State, Ohio State, and Indiana for the first time in the same season since 2006.
- Iowa is 130-28 when scoring 80 points or more, the last 12 seasons. The Hawkeyes are 91-3 when holding opponents to fewer than 61 points, the last 12 years.
- Iowa went 7-1 during the month of February, its most wins in February since winning all eight February contests in 1981.
- The Hawkeyes had six players score in double figures in its double-digit win at Nebraska on Feb. 25.-The last time Iowa had six score double figures in a game was versus Green Bay on Nov. 11, 2018. The last time that occurred in a conference game was Jan. 30, 2018, against Minnesota.
- The Hawkeyes posted three regular season sweeps over Big Ten opponents this season. Iowa swept Maryland, Minnesota and Nebraska. Iowa notched single-play wins over Indiana, Michigan State, Northwestern, and Ohio State.

- Iowa has won 77 of its last 82 nonconference home games, dating back to 2012.
- Keegan and Kris Murray led the squad in 3-point accuracy. Keegan made 39.8 percent (66-of-166) of his attempts, while his brother Kris was narrowly second (.397, 43-of-111). Keegan made a combined 11-of-18 (.611) in the Big Ten Tournament semifinals and championship.
- The Hawkeyes advanced to the Big Ten Tournament Championship game for the fourth time and captured their third tournament title in program history (2001, 2006, 2022, lost in 2002).
- Jordan Bohannon (30) and Keegan Murray (30) became the first Hawkeye duo to score 30+ points in the same game (at Maryland) since Bruce King (36) and Scott Thompson (30) at Michigan on Jan. 31, 1976.
- Iowa made the most of its trips to the foul line. The Hawkeyes shot 74.9 percent from the foul line, which ranked fourth in the Big Ten and 67th nationally. Iowa's 522 free throw makes were second in the Big Ten and 19th most in the NCAA. Iowa made its first 22 free throw attempts in the tournament win over Rutgers and ended the game 25-of-27, setting an Iowa tournament record for accuracy (.926).
- Iowa's Keegan Murray (7 games this season) and Luka Garza (19 in a row) are the only two Big Ten men's basketball players to have scored 20+ points in seven straight games over the last decade.
- Keegan Murray and Kansas State's Michael Beasley (2007-08) are the only two players from a major conference to score 24+ points in each of their first five games of the season over the last 15 years. He is one of three Big Ten players since the 2002-03 season with six consecutive 20-point games to start the season.
- Iowa posted school single-game records in 3-pointers made (20) and attempted (44) against Alabama State on Nov. 18, besting the previous records of 19-of-43 against Savannah State on Dec. 22, 2018. Iowa's 20 3-pointers made equals the Carver-Hawkeye Arena record (20 by Purdue on Jan. 20, 2018).
- The Hawkeyes topped the century mark in three of their first five games (Longwood, Alabama State, Western Michigan). The last time an Iowa team scored 100+ points in three of its first five games was the start of the 1997-98 season.
- Iowa was the only Division I program with two sets of brothers on the 2021-22 roster, with one being identical twins. Connor and Patrick McCaffery are two years apart, while Keegan and Kris Murray are identical twins. The Murray twins are one of five twins on Division I rosters this season (Arizona State, San Diego State, SIUE and Wisconsin).
- Iowa has won three straight games over Michigan State, dating back to 2021; that is the longest win streak over the Spartans since 2006. The Hawkeyes have defeated the Spartans by a combined 56 points in its last two victories -- 88-58 on Feb. 13, 2021, in East Lansing and 86-60 on Feb. 22, 2022. The 26-point victory is the largest margin in Iowa City since 1996 (83-47).
- Virginia has allowed 75+ points at home only six times under head coach Tony Bennett. Iowa has accounted for two of those six (75 in 2021 and 75 in 2013).
- At Virginia and versus Illinois, the Hawkeyes committed a season-low four turnovers, tying the third fewest total in a single-game in the Fran McCaffery era. The four turnovers against the Cavaliers are the fourth lowest in any Big Ten/ACC Challenge contest.
- The Hawkeyes have won seven of their last nine, including four straight, Big Ten/ACC Challenge games.
- Florida State has won an NCAA-record 13 straight overtime games, dating back to January, 2018. The last team to beat the Seminoles in overtime was Iowa (78-75) on Dec. 2, 2015, in Iowa City. That game featured 21 lead changes.



STEALING THE ROCK

Iowa ranked first in the Big Ten and 88th nationally in steals per game (7.3). The last time a Hawkeye team led the conference in steals was during the 2016-17 season (8.1 per game).

Iowa was credited with 13 steals versus the Boilermakers in the Big Ten Tournament title game, which tied the team record for most thefts in a Big Ten Championship game (Ohio State, 2002).

The Hawkeyes recorded 10 steals in wins over Northwestern and Michigan the last week of the regular season.

PATRICK McCAFFERY PLAYING HIS BEST BASKETBALL

Redshirt sophomore Patrick McCaffery, who was Iowa Men's Basketball's Big Ten Sportsmanship Award honoree in 2022, played his best basketball over the last two months of the season. McCaffery netted double figures in scoring 11 of the last 18 games played. He did not play in Iowa's home win over Northwestern due to a hip injury.

McCaffery scored a season-high 18 points and tied a career high with seven rebounds in Iowa's win over Minnesota on Feb. 6 and totaled 18 points, bolstered by a personal-best four 3-pointers made, in the NCAA Tournament game versus Richmond on March 17. McCaffery made at least one 3-pointer in 12 of the last 18 games, including sinking multiple triples in six contests during that stretch.

He added 13 points and five rebounds in a home loss to Michigan. He contributed seven points and five rebounds in Iowa's win at No. 18 Ohio State and five points and six rebounds in a victory over Michigan State. He netted 10 points at Nebraska (Feb. 25). He also sat out Iowa's game at Illinois due to his hip injury and a non-COVID illness. He returned to the starting lineup and scored 10 points in the Big Ten Tournament win over Northwestern and scored 16 points in the semifinal victory over Indiana.

VALUING THE BASKETBALL

The Hawkeyes were tops in the country in assist-to-turnover ratio (1.74); fourth in fewest turnovers per game (9.2); and seventh in turnover margin (4.4).

Connor McCaffery continued his mastery of limiting turnovers in 2021-22 with 65 assists and only 13 turnovers (one per 44.6 minutes played), boasting a robust 5.0 assist-to-turnover ratio. McCaffery is Iowa's assist-to-turnover ratio career leader, averaging 3.47, nearly 1.0 above second-place Andre Banks (2.53).

Joe Toussaint's 2.33 ratio was sixth best in the league and 36th nationally.

Iowa ranked first in the nation in assist-to-turnover ratio (2.02) a year ago. The Hawkeyes had two players ranked high nationally in assist-to-turnover ratio in 2020-21. Connor McCaffery was fourth in the nation with a 3.73 ratio (112 assists; 30 turnovers), while Jordan Bohannon was 13th with a 3.07 ratio (135 assists; 44 turnovers).

RECENT GRADUATES PLAYING PROFESSIONAL BASKETBALL

A number of recent Iowa basketball graduates are playing professionally: Joe Wieskamp (NBA San Antonio Spurs), Luka Garza (NBA Detroit Pistons), Jarrod Uthoff (Japan), Devyn Marble (Israel), Tyler Cook (NBA Chicago Bulls), Anthony Clemmons (Italy), Gabriel Olaseni (Turkey), Ryan Kriener (Matsuyama), Bakari Evelyn (Germany), Peter Jok (France), Melsahn Basabe (Puerto Rico), and Aaron White (Serbia).

IOWA VS. RANKED TEAMS

Iowa was 2-5 against ranked opponents in 2021-22. The Hawkeyes beat No. 18 Ohio State in Columbus (75-62) and ninth-ranked Purdue in the Big Ten Tournament Championship (75-66). Iowa lost four of the five on the road at No. 2 Purdue (77-70), No. 17 Iowa State (73-53), No. 23 Wisconsin (87-78), and No. 20 Illinois (74-72).

Below are Iowa's most recent victories over nationally-ranked opponents:

At Home:	77-73 over 25th-ranked Wisconsin, 3/4/21
	79-66 over 25th-ranked Rutgers, 2/10/21
	86-71 over 16th-ranked Minnesota, 1/10/21
	87-72 over 19th-ranked Northwestern, 12/29/20
On the Road:	93-80 over 16th-ranked North Carolina, 12/8/20
	75-62 over 18th-ranked Ohio State, 2/19/22
	73-57 over 4th-ranked Ohio State, 2/28/21
	77-62 over 21st-ranked Wisconsin, 2/18/21
	77-75 over 14th-ranked Rutgers, 1/2/21
Neutral Court:	59-57 over 21st-ranked Wisconsin, 3/2/17
	75-66 over 9th-ranked Purdue, 3/13/22
	72-61 over 12th-ranked Texas Tech, 11/28/19
	79-72 over 22nd-ranked Cincinnati, 3/22/19
	77-69 over 13th-ranked Oregon, 11/15/18

SPOTLIGHTING KEEGAN MURRAY'S DOMINATING EFFORT

Keegan Murray posted 27 points, 21 rebounds, four blocks and two assists in Iowa's win over N.C. Central on Nov. 16. He accomplished something that has not been done in over four decades by a Hawkeye.

Murray became the first Hawkeye to total 25+ points and 20+ rebounds in a game since Bruce King in 1977. King had 31 points and 21 rebounds vs. Ohio State in 1977.

Murray became one four players over the last five decades to post a 20-20 game: Kevin Kunnert (24-23) vs. Illinois in 1972; Fred Haberecht (29-20) vs. Wisconsin in 1975; Bruce King (42-20) vs. Pittsburgh in 1976; Bruce King (31-21) vs. Ohio State in 1977.

The last Big Ten player to have a 20-20 performance was Purdue's Trevion Williams at Michigan on Jan. 9, 2020 (36-20).

Murray became the first Hawkeye since Greg Brunner in 2006 to grab 20+ rebounds in a game; Brunner had 23 against Minnesota on Jan. 18, 2006. Murray became the first major conference player with 27+ points, 21+ rebounds, and 4+ blocks since Kansas State's Michael Beasley versus Sacramento State on Nov. 9, 2007.

SPOTLIGHTING JORDAN BOHANNON'S RECORD PERFORMANCE

Jordan Bohannon added another school record to his collegiate resume on Feb. 10, 2022, at Maryland.

Bohannon drained a school-record 10 3-pointers, surpassing the school's 28-year record previously set twice by Chris Kingsbury (9) in 1994. His 16 3-point attempts tied a personal high (16 versus North Carolina in 2020).

The 10 triples are an Xfinity Center record and ties for second most by a Big Ten player ever. Bohannon's previous high was eight 3-pointers (at Maryland in 2017 and vs Nebraska in 2021).

Bohannon finished the contest with 30 points in 30 minutes, tying his career high (versus UAB on Nov. 22, 2017).



GUARD COMBINATION CONTRIBUTES

In addition to senior Jordan Bohannon scoring in double figures in 11 of the last 14 games, the guard combination of Tony Perkins, Joe Toussaint and Ahron Ulis played well during Iowa's 9-2 record in its last 11 contests.

That trio contributed 15 points, nine rebounds and three assists at No. 18 Ohio State, with just two turnovers in a combined 49 minutes of action.

Against the Spartans the trio added 12 points, seven rebounds, nine assists and just two turnovers in a combined 52 minutes.

Perkins had a career-best 20 points in the win at Nebraska, hitting 8-of-10 field goal attempts, and matching a career best with five boards. He also was credited with a personal-best five steals in the home win over Northwestern. In the win at Michigan, the group added 13 points, five rebounds, three assists and four steals.

Perkins continued his balanced play in the loss at No. 20 Illinois, collecting his first career double-double with 17 points and 12 rebounds, along with five assists and a steal, with just one turnover in 34 minutes.

Playing in his hometown of Indianapolis, Perkins played a key role for the Hawkeyes in the Big Ten Tournament. In four games he averaged 10.3 points and three rebounds, with 18 assists and two steals. He notched 16 points and three assists in the tournament win over Rutgers; eight points and five assists in the semifinal win over Indiana; and 11 points, four assists, and four rebounds in the championship victory over No. 9 Purdue.

LUKA GARZA'S NO. 55 FORMALLY RETIRED

The University of Iowa Athletics Department formally retired two-time National Player of the Year Luka Garza's No. 55 on Feb. 22.

Iowa also retired the jerseys of former Hawkeye greats Charles "Chuck" Darling, Roy Marble and Murray Wier.

Additionally, all other retired numbers and jerseys for the Iowa men's and women's basketball programs are now hanging from the Carver-Hawkeye Arena rafters.

Garza swept all major postseason men's basketball awards in 2021 (Wooden, Naismith, Associated Press, Oscar Robertson, NABC, Lute Olson, Sporting News) to become the program's first consensus National Player of the Year. Garza is Iowa's only two-time unanimous consensus first-team All-American and only recipient in program history of the Big Ten Jesse Owens Male Athlete of the Year.

He was named national player of the year by six national outlets in 2020, as well being a two-time honoree of the Kareem Abdul-Jabbar Center of the Year and Pete Newell Big Man of the Year.

MARGARET McCaffery RECEIVES DISTINGUISHED AWARD

Margaret McCaffery, wife of head coach Fran McCaffery, received the American Cancer Society's distinguished St. George Award on Feb 13.

The St. George Award is one of the highest volunteer honors of the American Cancer Society and is presented to outstanding volunteers nationwide who have made significant contributions to the American Cancer Society's strategic goals.

Margaret has served on the ACS National Board of Directors since 2018. Margaret, along with Fran, have been a champion for the Coaches vs. Cancer program and have raised significant funds to support American Cancer Society efforts, including more than \$4.5 million the past 20 years. In addition to their work with the American Cancer Society and Coaches vs. Cancer, the McCaffery's helped spearhead the launch of the new Adolescent and Young Adult (AYA) Cancer Program in Iowa City. The American Cancer Society awarded the McCafferys with the Fighting Spirit Award in 2015.

First conceived in 1949, the St. George National Award has been presented to more than 1,400 Society volunteers nationwide.

COACHING EXPERIENCE

Fran McCaffery has the most experienced coaching staffs in the country. The Iowa men's basketball staff has 75 years of combined collegiate head coaching experience and more than 125 years of collegiate coaching under their belts.

Coch	Years
Fran McCaffery	26 years
Kirk Speraw	20 years
Sherman Dillard	10 years
Billy Taylor	14 years
Al Seibert	5 years

2 HAWKEYES DECIDE TO TRANSFER


Junior point guard Joe Toussaint and sophomore center Josh Ogundele entered the transfer portal at the conclusion of the 2021-22 season.

Toussaint led the team in assists (3.2) and steals (1.4) per game (3.2) and averaged 4.3 points and 1.7 rebounds in 36 games this past season. In three seasons with the Hawkeyes, Toussaint played in 98 games, including 41 starts, averaging 4.8 points, 2.8 assists, 1.6 rebounds, and 1.2 steals per contest.

In two seasons with the Hawkeyes, Ogundele saw limited action in 27 games. The London native totaled 29 points, 24 rebounds, five blocks, and four steals in 19 games as a sophomore.



2021-22 FINAL GAME NOTES



AUSTIN ASH

#13 • Guard
6-3 • 180 • RS-Senior
Cedar Rapids, Iowa
Mount Vernon HS

SEASON HIGHS

POINTS..... 8 vs. PORTLAND STATE (11/26/21)
FGM..... 3 vs. PORTLAND STATE (11/26/21)
FGA..... 5, 3X, LAST vs. NORTHWESTERN (2/28/22)
3-PT FGM..... 2, 2X, LAST AT MARYLAND (2/10/22)
3-PT FGA..... 5 vs. ALABAMA STATE (11/18/21)
FTM..... 3, 2X, LAST vs. KANSAS CITY (11/12/21)
FTA..... 4, 2X, LAST vs. KANSAS CITY (11/12/21)
REB..... 3 vs. MICHIGAN STATE (2/22/22)
AST..... 3 vs. NORTHWESTERN (3/10/22)
STL.....
BLK.....
MIN..... 13 vs. LONGWOOD (11/9/21)

CAREER HIGHS

POINTS..... 9 vs. SAVANNAH ST (12/22/18)
FGM..... 3, 2X, LAST vs. PORTLAND STATE (11/26/21)
FGA..... 9 vs. SAVANNAH ST (12/22/18)
3-PT FGM..... 3 vs. SAVANNAH ST (12/22/18)
3-PT FGA..... 8 vs. SAVANNAH ST (12/22/18)
FTM..... 3, 2X, LAST vs. KANSAS CITY (11/12/21)
FTA..... 4, 2X, LAST vs. KANSAS CITY (11/12/21)
REB..... 3 vs. MICHIGAN STATE (2/22/22)
AST..... 3 vs. NORTHWESTERN (3/10/22)
STL..... 2 AT INDIANA (2/13/20)
BLK.....
MIN..... 19 vs. SAVANNAH ST (12/22/18)

Opponent	Date	GS	MIN	Total		3-Pointers		Free throws		Rebounds				PF	A	TO	BLK	STL	PTS	AVG
				FG-FGA	PCT	3FG-3FGA	PCT	FT-FTA	PCT	OFF	DEF	TOT	AVG							
Longwood	11/09/2021		13:08	0-3	.000	0-3	.000	3-4	.750	0	0	0	0.0	2	2	1	0	0	3	3.0
Kansas City	11/12/2021		05:28	1-2	.500	0-1	.000	3-4	.750	0	0	0	0.0	1	1	2	0	0	5	4.0
N.C. Central	11/16/2021		00:50	0-0	.000	0-0	.000	0-0	.000	0	0	0	0.0	0	0	0	0	0	0	2.7
Alabama St.	11/18/2021		08:03	1-5	.200	1-5	.200	0-0	.000	0	0	0	0.0	1	1	0	0	0	3	2.8
Western Mich.	11/22/2021		07:59	2-5	.400	0-1	.000	0-0	.000	1	0	1	0.2	0	2	1	0	0	4	3.0
Portland St.	11/26/2021		05:18	3-3	1.000	2-2	1.000	0-0	.000	1	1	2	0.5	0	0	0	0	0	8	3.8
vs Utah St.	12/18/2021		02:24	0-2	.000	0-2	.000	0-0	.000	0	0	0	0.4	0	0	0	0	0	0	3.3
Southeastern La.	12/21/2021		04:39	2-4	.500	0-2	.000	0-0	.000	1	1	2	0.6	0	0	0	0	0	4	3.4
Western Ill.	12/29/2021		02:48	1-1	1.000	0-0	.000	0-0	.000	0	0	0	0.6	0	0	0	0	0	2	3.2
at Wisconsin	01/06/2022		01:02	1-1	1.000	0-0	.000	0-0	.000	0	0	0	0.5	0	0	0	0	0	2	3.1
at Rutgers	01/19/2022		00:02	0-0	.000	0-0	.000	0-0	.000	0	0	0	0.5	0	0	0	0	0	0	2.8
at Penn St.	01/31/2022		00:01	0-0	.000	0-0	.000	0-0	.000	0	0	0	0.4	0	0	0	0	0	0	2.6
at Maryland	02/10/2022		07:23	2-3	.667	2-3	.667	0-0	.000	0	0	0	0.4	0	0	0	0	0	6	2.8
Nebraska	02/13/2022		03:25	1-1	1.000	1-1	1.000	0-0	.000	0	0	0	0.4	0	1	0	0	0	3	2.9
Michigan	02/17/2022		00:05	0-0	.000	0-0	.000	0-0	.000	0	0	0	0.3	1	0	0	0	0	0	2.7
Michigan St.	02/22/2022		03:35	1-3	.333	0-2	.000	2-2	1.000	0	3	3	0.5	0	0	0	0	0	4	2.8
Northwestern	02/28/2022		05:55	1-5	.200	1-3	.333	0-1	.000	0	0	0	0.5	0	1	1	0	0	3	2.8
vs Northwestern	03/10/2022		06:24	1-1	1.000	1-1	1.000	2-3	.667	0	2	2	0.6	0	3	1	0	0	5	2.9
Totals			0 78:29	17-39	.436	8-26	.308	10-14	.714	3	7	10	0.6	5	11	6	0	0	52	2.9

CAREER STATISTICS

YEAR	G/GS	FG-A	PCT	3-PT	PCT	FT-A	PCT	REB	AVG	PF-FO	AST	TO	BLK	STL	PTS	AVG
Fresh.	9/0	5-18	.278	5-16	.313	0-1	.000	5	0.6	1-0	4	0	0	3	15	1.7
Soph.	8/0	3-12	.250	3-11	.273	3-4	.750	5	0.6	3-0	2	2	0	3	12	1.5
Junior	9/0	6-15	.400	3-8	.333	0-0	.000	4	0.4	1-0	2	0	0	1	15	1.7
Senior	18/0	17-39	.436	8-26	.308	10-14	.714	10	0.6	5-0	11	6	0	0	52	2.9
TOTALS	44/0	31-84	.369	19-62	.306	13-19	.684	24	0.5	10-0	19	8	0	7	94	2.1



JORDAN BOHANNON

#3 • Guard
6-1 • 175 • Sixth Year
Marion, Iowa
Linn-Mar HS

SEASON HIGHS

POINTS.....30 AT MARYLAND (2/10/22)
FGM.....10 AT MARYLAND (2/10/22)
FGA.....16 AT MARYLAND (2/10/22)
3-PT FGM.....10 AT MARYLAND (2/10/22)
3-PT FGA.....16 AT MARYLAND (2/10/22)
FTM..... 7, 2X, LAST vs. RUTGERS (3/11/22)
FTA..... 8, 2X, LAST vs. RUTGERS (3/11/22)
REB..... 4 AT NEBRASKA (2/25/22)
AST..... 5, 2X, LAST AT MARYLAND (2/10/22)
STL..... 3, 2X, LAST AT MINNESOTA (1/16/22)
BLK.....
MIN..... 36 vs. MINNESOTA (2/6/22)

CAREER HIGHS

POINTS.....30, 2X, LAST AT MARYLAND (2/10/22)
FGM.....10, 2X, LAST AT MARYLAND (2/10/22)
FGA..... 18 AT NOTRE DAME (11/29/16)
3-PT FGM..... 10 AT MARYLAND (2/10/22)
3-PT FGA..... 16, 2X, LAST AT MARYLAND (2/10/22)
FTM..... 10, 2X, LAST vs. NEBRASKA (1/6/19)
FTA..... 10, 4X, LAST vs. NEBRASKA (1/7/19)
REB..... 7, 2X, LAST AT INDIANA (2/7/21)
AST..... 14 vs. MINNESOTA (1/10/21)
STL..... 6 vs. PITTSBURGH (11/27/18)
BLK..... 1, 2X, LAST AT MINNESOTA (2/8/17)
MIN..... 45 AT MINNESOTA (2/8/17)

Opponent	Date	GS	MIN	Total		3-Pointers		Free throws		Rebounds				PF	A	TO	BLK	STL	PTS	AVG	
				FG-FGA	PCT	3FG-3FGA	PCT	FT-FTA	PCT	OFF	DEF	TOT	AVG								
Longwood	11/09/2021	*	17:02	6-8	.750	6-8	.750	0-0	.000	0	0	0	0.0	1	1	0	0	1	18	18.0	
Kansas City	11/12/2021	*	24:12	4-8	.500	3-5	.600	2-2	1.000	0	2	2	1.0	2	1	0	0	0	13	15.5	
N.C. Central	11/16/2021	*	24:41	1-10	.100	1-9	.111	4-4	1.000	0	2	2	1.3	0	1	0	0	0	7	12.7	
Alabama St.	11/18/2021	*	21:47	4-8	.500	4-8	.500	0-0	.000	0	1	1	1.3	1	0	0	0	1	12	12.5	
Western Mich.	11/22/2021	*	19:14	2-7	.286	1-5	.200	0-0	.000	0	0	0	1.0	1	3	1	0	3	5	11.0	
Portland St.	11/26/2021	*	24:36	1-4	.250	0-3	.000	3-3	1.000	0	0	0	0.8	0	1	0	0	1	5	10.0	
at Virginia	11/29/2021	*	30:42	7-12	.583	6-9	.667	0-0	.000	0	1	1	0.9	3	2	0	0	0	20	11.4	
at Purdue	12/03/2021	*	22:16	2-5	.400	0-2	.000	0-0	.000	0	1	1	0.9	2	1	1	0	0	4	10.5	
Illinois	12/06/2021	*	16:41	2-5	.400	0-1	.000	0-0	.000	0	0	0	0.8	2	1	1	0	0	4	9.8	
at Iowa St.	12/09/2021	*	31:02	4-12	.333	3-8	.375	6-6	1.000	1	1	2	0.9	2	0	2	0	0	17	10.5	
vs Utah St.	12/18/2021	*	21:37	4-7	.571	2-5	.400	1-1	1.000	0	1	1	0.9	3	2	1	0	1	11	10.5	
Southeastern La.	12/21/2021	*	22:49	4-8	.500	4-8	.500	1-2	.500	0	2	2	1.0	0	3	0	0	0	13	10.8	
Western Ill.	12/29/2021	*	24:25	3-9	.333	1-6	.167	6-6	1.000	0	1	1	1.0	2	3	1	0	0	13	10.9	
Maryland	01/03/2022	*	27:28	1-5	.200	1-4	.250	5-6	.833	0	1	1	1.0	2	1	0	0	0	8	10.7	
at Wisconsin	01/06/2022	*	29:10	3-6	.500	3-6	.500	3-6	.500	0	1	1	1.0	2	3	0	0	0	12	10.8	
Indiana	01/13/2022	*	28:42	2-11	.182	1-7	.143	6-7	.857	0	0	0	0.9	1	1	0	0	1	11	10.8	
at Minnesota	01/16/2022	*	30:08	3-11	.273	2-8	.250	4-4	1.000	1	2	3	1.1	2	2	1	0	3	12	10.9	
at Rutgers	01/19/2022	*	27:33	2-11	.182	2-10	.200	0-0	.000	0	1	1	1.1	2	0	1	0	0	6	10.6	
Penn St.	01/22/2022	*	32:48	3-8	.375	3-7	.429	2-2	1.000	0	2	2	1.1	1	0	1	0	1	11	10.6	
Purdue	01/27/2022	*	29:38	2-6	.333	2-6	.333	0-0	.000	0	2	2	1.2	1	1	3	0	1	6	10.4	
at Penn St.	01/31/2022	*	34:30	0-7	.000	0-4	.000	2-2	1.000	0	0	0	1.1	0	5	0	0	0	2	10.0	
Minnesota	02/06/2022	*	35:43	2-7	.286	2-7	.286	0-0	.000	0	2	2	1.1	2	1	0	0	1	6	9.8	
at Maryland	02/10/2022	*	30:52	10-16	.625	10-16	.625	0-0	.000	0	3	3	1.2	1	5	0	0	2	30	10.7	
Nebraska	02/13/2022	*	24:15	3-7	.429	2-5	.400	2-2	1.000	0	3	3	1.3	0	3	1	0	1	10	10.7	
Michigan	02/17/2022	*	30:04	2-5	.400	2-5	.400	5-5	1.000	0	0	0	1.2	1	0	2	0	0	11	10.7	
at Ohio St.	02/19/2022	*	30:00	3-9	.333	2-7	.286	2-3	.667	1	0	1	1.2	2	1	0	0	1	10	10.7	
Michigan St.	02/22/2022	*	23:20	3-7	.429	3-7	.429	2-2	1.000	0	2	2	1.3	0	2	0	0	1	11	10.7	
at Nebraska	02/25/2022	*	32:32	2-7	.286	1-5	.200	7-8	.875	1	3	4	1.4	0	4	3	0	1	12	10.7	
Northwestern	02/28/2022	*	27:46	5-14	.357	4-11	.364	4-5	.800	1	1	2	1.4	2	4	1	0	1	18	11.0	
at Michigan	03/03/2022	*	33:02	5-8	.625	5-7	.714	4-4	1.000	0	0	0	1.3	1	1	3	0	1	19	11.2	
at Illinois	03/06/2022	*	13:33	0-2	.000	0-2	.000	0-0	.000	0	0	0	1.3	3	0	0	0	0	0	10.9	
vs Northwestern	03/10/2022	*	24:29	6-9	.667	5-8	.625	0-0	.000	0	0	0	1.3	1	3	2	0	1	17	11.1	
vs Rutgers	03/11/2022	*	31:14	3-6	.500	3-6	.500	7-8	.875	0	1	1	1.2	2	1	4	0	1	16	11.2	
vs Indiana	03/12/2022	*	29:24	4-10	.400	4-9	.444	0-0	.000	0	3	3	1.3	1	3	1	0	0	12	11.2	
vs Purdue	03/13/2022	*	28:56	2-8	.250	1-7	.143	2-2	1.000	0	2	2	1.3	1	2	1	0	2	7	11.1	
vs Richmond	03/17/2022	*	33:12	2-8	.250	2-7	.286	0-0	.000	0	2	2	1.3	1	3	1	0	1	6	11.0	
Totals			36	969:24	112-291	.385	91-238	.382	80-90	.889	5	43	48	1.3	48	65	32	0	27	395	11.1

2021-22 FINAL GAME NOTES



LUC LAKETA

#25 • Guard
6-5 • 180 • Freshman
Concord, Michigan
Hanover Horton HS

SEASON HIGHS

POINTS..... 3, 3X, LAST VS. NORTHWESTERN (3/10/22)
 FGM..... 1, 3X, LAST VS. NORTHWESTERN (3/10/22)
 FGA..... 1, 6X, LAST VS. NORTHWESTERN (3/10/22)
 3-PT FGM..... 1, 3X, LAST VS. NORTHWESTERN (3/10/22)
 3-PT FGA..... 1, 5X, LAST VS. NORTHWESTERN (3/10/22)
 FTM.....
 FTA.....
 REB..... 1, 2X, LAST VS. NORTHWESTERN (3/10/22)
 AST..... 1 VS. SE LOUISIANA (12/21/21)
 STL..... 1, 2X, LAST VS. MICHIGAN STATE (2/22/22)
 BLK.....
 MIN..... 6 VS. WESTERN MICHIGAN (11/22/21)

CAREER HIGHS

POINTS..... 3, 3X, LAST VS. NORTHWESTERN (3/10/22)
 FGM..... 1, 3X, LAST VS. NORTHWESTERN (3/10/22)
 FGA..... 1, 6X, LAST VS. NORTHWESTERN (3/10/22)
 3-PT FGM..... 1, 3X, LAST VS. NORTHWESTERN (3/10/22)
 3-PT FGA..... 1, 5X, LAST VS. NORTHWESTERN (3/10/22)
 FTM.....
 FTA.....
 REB..... 1, 2X, LAST VS. NORTHWESTERN (3/10/22)
 AST..... 1 VS. SE LOUISIANA (12/21/21)
 STL..... 1, 2X, LAST VS. MICHIGAN STATE (2/22/22)
 BLK.....
 MIN..... 6 VS. WESTERN MICHIGAN (11/22/21)

Opponent	Date	GS	MIN	Total		3-Pointers		Free throws		Rebounds				PF	A	TO	BLK	STL	PTS	AVG
				FG-FGA	PCT	3FG-3FGA	PCT	FT-FTA	PCT	OFF	DEF	TOT	AVG							
Longwood	11/09/2021		02:33	0-0	.000	0-0	.000	0-0	.000	0	0	0	0.0	0	0	0	0	0	0	0.0
Kansas City	11/12/2021		04:45	0-1	.000	0-1	.000	0-0	.000	0	0	0	0.0	0	0	0	0	0	0	0.0
Alabama St.	11/18/2021		02:17	1-1	1.000	1-1	1.000	0-0	.000	0	0	0	0.0	0	0	0	0	0	3	1.0
Western Mich.	11/22/2021		06:06	1-1	1.000	1-1	1.000	0-0	.000	0	0	0	0.0	0	0	0	0	1	3	1.5
Portland St.	11/26/2021		02:11	0-1	.000	0-0	.000	0-0	.000	1	0	1	0.2	0	0	0	0	0	0	1.2
Southeastern La.	12/21/2021		02:39	0-0	.000	0-0	.000	0-0	.000	0	0	0	0.2	0	1	1	0	0	0	1.0
Western Ill.	12/29/2021		01:47	0-0	.000	0-0	.000	0-0	.000	0	0	0	0.1	0	0	0	0	0	0	0.9
at Maryland	02/10/2022		01:43	0-0	.000	0-0	.000	0-0	.000	0	0	0	0.1	0	0	0	0	0	0	0.8
Nebraska	02/13/2022		01:09	0-0	.000	0-0	.000	0-0	.000	0	0	0	0.1	0	0	0	0	0	0	0.7
Michigan St.	02/22/2022		02:08	0-0	.000	0-0	.000	0-0	.000	0	0	0	0.1	0	0	2	0	1	0	0.6
Northwestern	02/28/2022		02:48	0-1	.000	0-1	.000	0-0	.000	0	0	0	0.1	1	0	0	0	0	0	0.5
vs Northwestern	03/10/2022		03:42	1-1	1.000	1-1	1.000	0-0	.000	0	1	1	0.2	0	0	0	0	0	3	0.8
Totals		0	33:48	3-6	.500	3-5	.600	0-0	.000	1	1	2	0.2	1	1	3	0	2	9	0.8

CAREER STATISTICS

YEAR	G/GS	FG-A	PCT	3-PT	PCT	FT-A	PCT	REB	AVG	PF-FO	AST	TO	BLK	STL	PTS	AVG
Fresh.	12/0	3-6	.500	3-5	.600	0-0	.000	2	0.2	1-0	1	3	0	2	9	0.8



CONNOR MCCAFFERY

#30 • Guard/Forward
6-5 • 205 • RS-Senior
Iowa City, Iowa
West HS

SEASON HIGHS

POINTS.....17 VS. NORTHWESTERN (2/28/22)
 FGM.....5 VS. NORTHWESTERN (2/28/22)
 FGA.....10 VS. NORTHWESTERN (2/28/22)
 3-PT FGM.....5 VS. NORTHWESTERN (2/28/22)
 3-PT FGA.....9 VS. NORTHWESTERN (2/28/22)
 FTM.....
 FTA.....
 REB.....8 VS. SE LOUISIANA (12/21/21)
 AST.....7 VS. PORTLAND STATE (11/26/21)
 STL.....3, 2X, LAST AT PENN STATE (1/31/22)
 BLK.....
 MIN.....33 VS. NORTHWESTERN (2/28/22)

CAREER HIGHS

POINTS.....19 VS. CONNECTICUT (11/16/18)
 FGM.....6 AT MICHIGAN STATE (2/13/21)
 FGA.....10 VS. NORTHWESTERN (2/28/22)
 3-PT FGM.....5 VS. NORTHWESTERN (2/28/22)
 3-PT FGA.....9 VS. NORTHWESTERN (2/28/22)
 FTM.....
 FTA.....11 VS. CONNECTICUT (11/16/18)
 REB.....13 VS. MICHIGAN (1/17/20)
 AST.....10 AT MARYLAND (1/7/21)
 STL.....3, 9X, LAST AT PENN STATE (1/31/22)
 BLK.....1, 8X, LAST VS. ILLINOIS (3/13/21)
 MIN.....39 AT MINNESOTA (2/16/20)

Opponent	Date	GS	MIN	Total		3-Pointers		Free throws		Rebounds				PF	A	TO	BLK	STL	PTS	AVG
				FG-FGA	PCT	3FG-3FGA	PCT	FT-FTA	PCT	OFF	DEF	TOT	AVG							
Longwood	11/09/2021		13:55	1-1	1.000	1-1	1.000	0-0	.000	1	6	7	7.0	0	0	0	0	0	3	3.0
Kansas City	11/12/2021		13:03	0-1	.000	0-1	.000	0-0	.000	1	2	3	5.0	1	3	0	0	0	0	1.5
N.C. Central	11/16/2021		21:08	0-1	.000	0-1	.000	2-2	1.000	0	1	1	3.7	3	3	1	0	1	2	1.7
Alabama St.	11/18/2021	*	18:11	1-1	1.000	0-0	.000	1-2	.500	2	2	4	3.8	2	3	1	0	1	3	2.0
Western Mich.	11/22/2021	*	22:13	0-3	.000	0-3	.000	0-0	.000	0	2	2	3.4	1	2	0	0	0	0	1.6
Portland St.	11/26/2021		18:44	0-1	.000	0-0	.000	0-0	.000	0	3	3	3.3	2	7	0	0	2	0	1.3
at Virginia	11/29/2021		12:49	0-1	.000	0-1	.000	0-0	.000	1	2	3	3.3	0	2	0	0	0	0	1.1
at Purdue	12/03/2021		19:09	0-5	.000	0-5	.000	0-0	.000	0	2	2	3.1	2	1	0	0	1	0	1.0
Illinois	12/06/2021		15:15	1-2	.500	1-2	.500	0-0	.000	0	0	0	2.8	3	1	0	0	1	3	1.2
at Iowa St.	12/09/2021		08:05	0-0	.000	0-0	.000	0-0	.000	1	0	1	2.6	0	1	1	0	0	0	1.1
vs Utah St.	12/18/2021		16:22	0-1	.000	0-1	.000	0-0	.000	0	1	1	2.5	1	2	0	0	0	0	1.0
Southeastern La.	12/21/2021		18:24	1-1	1.000	1-1	1.000	2-4	.500	2	6	8	2.9	1	2	1	0	0	5	1.3
Western Ill.	12/29/2021		10:14	0-0	.000	0-0	.000	0-0	.000	0	1	1	2.8	0	0	0	0	0	0	1.2
Maryland	01/03/2022		18:15	0-1	.000	0-1	.000	1-2	.500	0	1	1	2.6	3	1	1	0	1	1	1.2
at Wisconsin	01/06/2022		14:59	0-0	.000	0-0	.000	0-0	.000	1	0	1	2.5	5	2	0	0	1	0	1.1
Indiana	01/13/2022		20:10	1-2	.500	1-2	.500	2-2	1.000	0	1	1	2.4	1	1	0	0	3	5	1.4
at Rutgers	01/19/2022		09:15	0-1	.000	0-1	.000	0-0	.000	0	3	3	2.5	2	0	1	0	0	0	1.3
Penn St.	01/22/2022		16:24	0-3	.000	0-2	.000	0-0	.000	1	2	3	2.5	1	3	1	0	0	0	1.2
Purdue	01/27/2022		10:23	0-3	.000	0-3	.000	0-0	.000	0	1	1	2.4	0	1	0	0	0	0	1.2
at Penn St.	01/31/2022		16:25	4-8	.500	4-7	.571	0-0	.000	1	5	6	2.6	2	0	0	0	3	12	1.7
at Maryland	02/10/2022		04:21	0-0	.000	0-0	.000	0-0	.000	1	0	1	2.5	1	0	0	0	0	0	1.6
Nebraska	02/13/2022		19:09	1-4	.250	1-4	.250	0-0	.000	2	2	4	2.6	3	3	1	0	0	3	1.7
Michigan	02/17/2022		16:18	0-0	.000	0-0	.000	0-0	.000	0	4	4	2.7	2	4	0	0	1	0	1.6
at Ohio St.	02/19/2022		21:17	1-1	1.000	1-1	1.000	0-0	.000	1	2	3	2.7	3	2	0	0	0	3	1.7
Michigan St.	02/22/2022		09:06	2-2	1.000	2-2	1.000	0-0	.000	0	1	1	2.6	1	0	0	0	0	6	1.8
at Nebraska	02/25/2022		23:48	3-3	1.000	3-3	1.000	2-3	.667	1	0	1	2.5	1	1	2	0	0	11	2.2
Northwestern	02/28/2022	*	32:48	5-10	.500	5-9	.556	2-2	1.000	1	3	4	2.6	3	2	0	0	1	17	2.7
at Michigan	03/03/2022		23:24	0-1	.000	0-1	.000	0-0	.000	0	1	1	2.5	2	2	0	0	1	0	2.6
at Illinois	03/06/2022	*	24:16	0-1	.000	0-1	.000	0-0	.000	0	1	1	2.5	2	1	1	0	0	0	2.6
vs Northwestern	03/10/2022		14:45	2-3	.667	1-2	.500	0-0	.000	0	2	2	2.5	0	3	0	0	0	5	2.6
vs Rutgers	03/11/2022		24:25	1-3	.333	1-3	.333	0-0	.000	0	2	2	2.5	2	5	1	0	0	3	2.6
vs Indiana	03/12/2022		14:09	0-2	.000	0-2	.000	0-0	.000	1	1	2	2.4	2	3	0	0	0	0	2.6
vs Purdue	03/13/2022		16:28	1-4	.250	0-3	.000	1-1	1.000	0	4	4	2.5	1	1	0	0	0	3	2.6
vs Richmond	03/17/2022		22:48	0-2	.000	0-2	.000	0-0	.000	1	2	3	2.5	0	3	1	0	0	0	2.5
Totals		4	580:25	25-72	.347	22-65	.338	13-18	.722	19	66	85	2.5	53	65	13	0	17	85	2.5

CAREER STATISTICS

YEAR	G/GS	FG-A	PCT	3-PT	PCT	FT-A	PCT	REB	AVG	PF-FO	AST	TO	BLK	STL	PTS	AVG
Fresh.	4/0	2-3	.667	1-2	.500	3-4	.750	4	1.0	2-0	7	4	0	2	8	2.0
RS-Fresh.	34/0	35-97	.361	6-29	.207	73-97	.753	49	1.4	61-0	102	43	3	23	149	4.4
Soph.	31/31	55-160	.344	33-97	.340	50-64	.781	124	4.0	80-2	124	27	3	35	193	6.2
Junior	31/31	33-102	.324	18-65	.277	17-29	.586	97	3.1	81-1	112	30	2	19	101	3.3
Senior	34/4	25-72	.347	22-65	.338	13-18	.722	85	2.5	53-1	65	13	0	17	85	2.5
TOTALS	134/66	150-434	.346	80-258	.310	156-212	.736	359	2.7	277-4	410	117	8	96	536	4.0



2021-22 FINAL GAME NOTES



PATRICK MCCAFFERY

#22 • Forward
6-9 • 200 • RS-Soph.
Iowa City, Iowa
West HS

SEASON HIGHS

POINTS..... 18, 2x, LAST VS. RICHMOND (3/17/22)
FGM..... 8 VS. MINNESOTA (2/6/22)
FGA..... 17 VS. RICHMOND (3/17/22)
3-PT FGM..... 4 VS. RICHMOND (3/17/22)
3-PT FGA..... 7 VS. RICHMOND (3/17/22)
FTM..... 7 AT PURDUE (12/3/21)
FTA..... 10 AT PURDUE (12/3/21)
REB..... 7, 3x, LAST VS. MINNESOTA (2/6/22)
AST..... 4, 3x, LAST VS. NEBRASKA (2/13/22)
STL..... 3 VS. INDIANA (1/13/22)
BLK..... 2, 2x, LAST VS. PENN STATE (1/22/22)
MIN..... 37 AT PENN STATE (1/31/22)


CAREER HIGHS

POINTS..... 19 VS. NEBRASKA (3/4/21)
FGM..... 8, 2x, LAST VS. MINNESOTA (2/6/22)
FGA..... 17 VS. RICHMOND (3/17/22)
3-PT FGM..... 4 VS. RICHMOND (3/17/22)
3-PT FGA..... 7 VS. RICHMOND (3/17/22)
FTM..... 7 AT PURDUE (12/3/21)
FTA..... 10 AT PURDUE (12/3/21)
REB..... 7, 3x, LAST VS. MINNESOTA (2/6/22)
AST..... 4, 3x, LAST VS. NEBRASKA (2/13/22)
STL..... 3 VS. INDIANA (1/13/22)
BLK..... 2, 4x, LAST VS. PENN STATE (1/22/22)
MIN..... 37 AT PENN STATE (1/31/22)

Opponent	Date	GS	MIN	Total		3-Pointers		Free throws		Rebounds			PF	A	TO	BLK	STL	PTS	AVG		
				FG-FGA	PCT	3FG-3FGA	PCT	FT-FTA	PCT	OFF	DEF	TOT								AVG	
Longwood	11/09/2021	*	21:41	3-6	.500	0-3	.000	5-6	.833	0	4	4	4.0	0	4	2	0	11	11.0		
Kansas City	11/12/2021	*	22:56	5-10	.500	0-1	.000	0-0	.000	1	1	2	3.0	0	2	0	1	10	10.5		
N.C. Central	11/16/2021	*	22:53	4-11	.364	1-4	.250	6-6	1.000	1	0	1	2.3	0	1	2	0	15	12.0		
Portland St.	11/26/2021	*	19:57	5-10	.500	1-3	.333	3-3	1.000	0	2	2	2.3	0	1	1	0	14	12.5		
at Virginia	11/29/2021	*	24:10	3-6	.500	1-1	1.000	0-0	.000	1	2	3	2.4	0	3	0	1	7	11.4		
at Purdue	12/03/2021	*	28:09	4-13	.308	0-4	.000	7-10	.700	0	5	5	2.8	2	3	0	0	15	12.0		
Illinois	12/06/2021	*	23:56	5-11	.455	2-2	1.000	0-1	.000	1	1	2	2.7	1	0	0	0	12	12.0		
at Iowa St.	12/09/2021	*	25:35	2-9	.222	1-5	.200	2-2	1.000	0	4	4	2.9	1	1	1	0	7	11.4		
vs Utah St.	12/18/2021	*	21:29	5-9	.556	1-3	.333	1-2	.500	0	6	6	3.2	1	3	1	0	2	12	11.4	
Southeastern La.	12/21/2021	*	25:44	5-10	.500	2-4	.500	4-4	1.000	0	3	3	3.2	0	2	0	0	2	16	11.9	
Western Ill.	12/29/2021	*	23:32	4-8	.500	1-2	.500	2-2	1.000	0	3	3	3.2	0	1	2	2	0	11	11.8	
Maryland	01/03/2022	*	21:45	2-8	.250	1-2	.500	0-0	.000	2	3	5	3.3	0	0	0	0	5	11.3		
at Wisconsin	01/06/2022	*	26:28	4-10	.400	0-2	.000	2-3	.667	1	6	7	3.6	4	3	0	1	0	10	11.2	
Indiana	01/13/2022	*	19:50	1-4	.250	0-0	.000	3-4	.750	1	0	1	3.4	0	0	0	0	3	5	10.7	
at Minnesota	01/16/2022	*	31:28	4-11	.364	2-5	.400	2-4	.500	0	3	3	3.4	0	1	1	0	1	12	10.8	
at Rutgers	01/19/2022	*	30:45	4-12	.333	1-5	.200	2-4	.500	1	2	3	3.4	0	2	0	1	1	11	10.8	
Penn St.	01/22/2022	*	27:12	4-9	.444	3-6	.500	0-0	.000	0	2	2	3.3	1	4	0	2	2	11	10.8	
Purdue	01/27/2022	*	29:49	5-9	.556	1-5	.200	0-0	.000	3	1	4	3.3	1	1	0	0	0	11	10.8	
at Penn St.	01/31/2022	*	37:18	6-13	.462	3-6	.500	1-2	.500	1	6	7	3.5	3	1	1	0	1	16	11.1	
Minnesota	02/06/2022	*	29:00	8-14	.571	2-3	.667	0-0	.000	3	4	7	3.7	0	0	0	1	0	18	11.5	
at Maryland	02/10/2022	*	22:31	2-7	.286	1-4	.250	1-2	.500	0	2	2	3.6	1	3	1	0	0	6	11.2	
Nebraska	02/13/2022	*	25:01	3-10	.300	0-4	.000	3-4	.750	1	4	5	3.7	1	4	1	0	2	9	11.1	
Michigan	02/17/2022	*	26:30	6-11	.545	0-2	.000	1-1	1.000	2	3	5	3.7	1	1	2	1	0	13	11.2	
at Ohio St.	02/19/2022	*	19:38	2-8	.250	0-1	.000	3-5	.600	4	1	5	3.8	0	2	1	1	0	7	11.0	
Michigan St.	02/22/2022	*	22:22	2-9	.222	1-2	.500	0-0	.000	0	6	6	3.9	0	0	0	1	0	5	10.8	
at Nebraska	02/25/2022	*	20:44	4-9	.444	2-5	.400	0-0	.000	0	2	2	3.8	1	1	2	0	0	10	10.7	
at Michigan	03/03/2022	*	18:23	2-6	.333	0-2	.000	0-0	.000	0	4	4	3.8	1	1	0	1	1	4	10.5	
vs Northwestern	03/10/2022	*	17:45	3-6	.500	1-4	.250	3-5	.600	0	2	2	3.8	0	1	0	0	1	10	10.5	
vs Rutgers	03/11/2022	*	15:35	1-2	.500	0-0	.000	1-2	.500	0	2	2	3.7	1	1	2	0	0	3	10.2	
vs Indiana	03/12/2022	*	25:51	7-11	.636	0-1	.000	2-2	1.000	1	1	2	3.6	1	1	1	1	0	16	10.4	
vs Purdue	03/13/2022	*	19:24	2-5	.400	1-2	.500	1-3	.333	1	2	3	3.6	1	1	0	1	0	6	10.3	
vs Richmond	03/17/2022	*	25:25	7-17	.412	4-7	.571	0-0	.000	1	1	2	3.6	1	1	0	0	0	18	10.5	
Totals			32	772:46	124-294	.422	33-100	.330	55-77	.714	26	88	114	3.6	23	50	21	15	19	336	10.5

CAREER STATISTICS

YEAR	G/GS	FG-A	PCT	3-PT	PCT	FT-A	PCT	REB	AVG	PF-FO	AST	TO	BLK	STL	PTS	AVG
Fresh.	2/0	3-10	.300	0-4	.000	0-0	.000	5	2.5	2-0	1	0	0	1	6	3.0
RS-Fresh.	31/0	60-137	.438	13-43	.302	29-41	.707	83	2.7	20-0	28	13	12	11	162	5.2
Soph.	32/32	124-294	.422	33-100	.330	55-77	.714	114	3.6	23-0	50	21	15	19	336	10.5
TOTALS	65/32	187-441	.424	46-147	.313	84-118	.712	202	3.1	45-0	79	34	27	31	504	7.8



RILEY MULVEY

#44 • Forward
6-11 • 245 • Freshman
Rotterdam, New York
St. Thomas More

SEASON HIGHS

POINTS..... 8 VS. WESTERN MICHIGAN (11/22/21)
FGM..... 3 VS. WESTERN MICHIGAN (11/22/21)
FGA..... 5 VS. WESTERN MICHIGAN (11/22/21)
3-PT FGM..... - - -
3-PT FGA..... 1, 2x LAST VS. PURDUE (3/13/22)
FTM..... 2, 2x, LAST VS. WESTERN MICHIGAN (11/22/21)
FTA..... 2, 2x, LAST VS. WESTERN MICHIGAN (11/22/21)
REB..... 5 VS. ALABAMA STATE (11/18/21)
AST..... 1, 2x, LAST VS. SE LOUISIANA (12/21/21)
STL..... - - -
BLK..... 3 VS. NORTHWESTERN (3/10/22)
MIN..... 13 VS. WESTERN MICHIGAN (11/22/21)

CAREER HIGHS

POINTS..... 8 VS. WESTERN MICHIGAN (11/22/21)
FGM..... 3 VS. WESTERN MICHIGAN (11/22/21)
FGA..... 5 VS. WESTERN MICHIGAN (11/22/21)
3-PT FGM..... - - -
3-PT FGA..... 1, 2x LAST VS. PURDUE (3/13/22)
FTM..... 2, 2x, LAST VS. WESTERN MICHIGAN (11/22/21)
FTA..... 2, 2x, LAST VS. WESTERN MICHIGAN (11/22/21)
REB..... 5 VS. ALABAMA STATE (11/18/21)
AST..... 1, 2x, LAST VS. SE LOUISIANA (12/21/21)
STL..... - - -
BLK..... 3 VS. NORTHWESTERN (3/10/22)
MIN..... 13 VS. WESTERN MICHIGAN (11/22/21)

Opponent	Date	GS	MIN	Total		3-Pointers		Free throws		Rebounds				PF	A	TO	BLK	STL	PTS	AVG
				FG-FGA	PCT	3FG-3FGA	PCT	FT-FTA	PCT	OFF	DEF	TOT	AVG							
Longwood	11/09/2021		10:07	0-1	.000	0-0	.000	0-0	.000	0	1	1	1.0	2	1	0	0	0	0	0.0
Kansas City	11/12/2021		05:28	0-0	.000	0-0	.000	0-0	.000	0	1	1	1.0	1	0	0	1	0	0	0.0
Alabama St.	11/18/2021		08:30	0-0	.000	0-0	.000	2-2	1.000	0	5	5	2.3	0	0	1	0	0	2	0.7
Western Mich.	11/22/2021		13:29	3-5	.600	0-0	.000	2-2	1.000	2	2	4	2.8	1	0	1	0	0	8	2.5
Portland St.	11/26/2021		02:11	0-0	.000	0-0	.000	0-0	.000	0	0	0	2.2	0	0	0	0	0	0	2.0
at Purdue	12/03/2021		02:50	0-0	.000	0-0	.000	0-0	.000	0	1	1	2.0	2	0	1	0	0	0	1.7
vs Utah St.	12/18/2021		02:09	0-0	.000	0-0	.000	0-0	.000	0	0	0	1.7	0	0	0	0	0	0	1.4
Southeastern La.	12/21/2021		04:39	1-1	1.000	0-0	.000	0-0	.000	2	0	2	1.8	1	1	0	0	0	2	1.5
Western Ill.	12/29/2021		02:15	0-0	.000	0-0	.000	0-0	.000	0	0	0	1.6	0	0	0	1	0	0	1.3
at Wisconsin	01/06/2022		05:58	1-1	1.000	0-0	.000	0-0	.000	0	1	1	1.5	1	0	0	0	0	2	1.4
Indiana	01/13/2022		01:08	0-0	.000	0-0	.000	0-0	.000	0	0	0	1.4	2	0	1	0	0	0	1.3
at Maryland	02/10/2022		03:46	0-0	.000	0-0	.000	0-0	.000	0	0	0	1.3	1	0	0	0	0	0	1.2
Nebraska	02/13/2022		02:00	0-0	.000	0-0	.000	0-0	.000	0	0	0	1.2	0	0	0	0	0	0	1.1
Michigan St.	02/22/2022		02:08	0-1	.000	0-0	.000	0-0	.000	0	0	0	1.1	0	0	0	0	0	0	1.0
Northwestern	02/28/2022		02:48	0-0	.000	0-0	.000	0-0	.000	0	0	0	1.0	0	0	0	0	0	0	0.9
vs Northwestern	03/10/2022		07:30	1-2	.500	0-1	.000	0-0	.000	0	0	0	0.9	0	0	0	3	0	2	1.0
vs Purdue	03/13/2022		03:35	0-1	.000	0-1	.000	0-0	.000	0	0	0	0.9	1	0	0	0	0	0	0.9
Totals		0	80:31	6-12	.500	0-2	.000	4-4	1.000	4	11	15	0.9	12	2	4	5	0	16	0.9

CAREER STATISTICS

YEAR	G/GS	FG-A	PCT	3-PT	PCT	FT-A	PCT	REB	AVG	PF-FO	AST	TO	BLK	STL	PTS	AVG
Fresh.	16/0	6-12	.500	0-2	.000	4-4	1.000	15	0.9	11-0	2	4	5	0	16	0.9



2021-22 FINAL GAME NOTES



KEEGAN MURRAY

#15 • Forward
6-8 • 225 • Sophomore
Cedar Rapids, Iowa
Prairie HS

SEASON HIGHS

POINTS.....37 vs. NEBRASKA (2/13/22)
FGM.....14 vs. MARYLAND (1/3/22)
FGA.....23 vs. MICHIGAN (2/17/22)
3-PT FGM.....8 vs. INDIANA (3/12/22)
3-PT FGA.....10 vs. INDIANA (3/12/22)
FTM.....9 vs. N.C. CENTRAL (11/16/21)
FTA.....10, 2x, LAST AT PENN STATE (1/31/22)
REB.....21 vs. N.C. CENTRAL (11/16/21)
AST.....4 vs. ALABAMA STATE (11/18/21)
STL.....3, 5x, LAST vs. NEBRASKA (2/13/22)
BLK.....5 vs. LONGWOOD (11/9/21)
MIN.....39, 6x, LAST vs. PURDUE (3/13/22)

CAREER HIGHS

POINTS.....37 vs. NEBRASKA (2/13/22)
FGM.....14 vs. MARYLAND (1/3/22)
FGA.....23 vs. MICHIGAN (2/17/22)
3-PT FGM.....8 vs. INDIANA (3/12/22)
3-PT FGA.....10 vs. INDIANA (3/12/22)
FTM.....9 vs. N.C. CENTRAL (11/16/21)
FTA.....10, 2x, LAST AT PENN STATE (1/31/22)
REB.....21 vs. N.C. CENTRAL (11/16/21)
AST.....4 vs. ALABAMA STATE (11/18/21)
STL.....3, 7x, LAST vs. NEBRASKA (2/13/22)
BLK.....5 vs. LONGWOOD (11/9/21)
MIN.....39, 6x, LAST vs. PURDUE (3/13/22)

Opponent	Date	GS	MIN	Total		3-Pointers		Free throws		Rebounds				PF	A	TO	BLK	STL	PTS	AVG	
				FG-FGA	PCT	3FG-3FGA	PCT	FT-FTA	PCT	OFF	DEF	TOT	AVG								
Longwood	11/09/2021	*	17:29	8-10	.800	3-4	.750	5-5	1.000	2	5	7	7.0	3	1	0	5	0	24	24.0	
Kansas City	11/12/2021	*	22:53	9-15	.600	1-3	.333	6-6	1.000	0	4	4	5.5	2	1	2	1	3	25	24.5	
N.C. Central	11/16/2021	*	37:17	9-19	.474	0-4	.000	9-10	.900	9	12	21	10.7	2	2	2	4	0	27	25.3	
Alabama St.	11/18/2021	*	21:47	10-16	.625	2-5	.400	4-5	.800	2	4	6	9.5	1	4	2	1	1	26	25.5	
Western Mich.	11/22/2021	*	21:21	10-14	.714	2-4	.500	7-9	.778	3	3	6	8.8	0	0	0	3	2	29	26.2	
Portland St.	11/26/2021	*	27:02	10-16	.625	1-5	.200	2-2	1.000	3	6	9	8.8	1	0	0	1	2	23	25.7	
at Virginia	11/29/2021	*	35:49	7-13	.538	1-4	.250	3-5	.600	2	7	9	8.9	1	3	2	1	0	18	24.6	
Illinois	12/06/2021	*	29:46	7-15	.467	1-4	.250	4-7	.571	1	1	2	8.0	1	0	1	2	3	19	23.9	
at Iowa St.	12/09/2021	*	37:25	4-17	.235	1-6	.167	0-0	.000	6	1	7	7.9	3	1	1	2	3	9	22.2	
vs Utah St.	12/18/2021	*	29:14	13-17	.765	2-5	.400	7-8	.875	3	4	7	7.8	1	1	1	1	2	35	23.5	
Southeastern La.	12/21/2021	*	24:17	8-13	.615	1-5	.200	3-3	1.000	3	7	10	8.0	2	1	1	0	0	20	23.2	
Western Ill.	12/29/2021	*	34:51	13-20	.650	1-4	.250	2-3	.667	2	8	10	8.2	1	3	1	3	3	29	23.7	
Maryland	01/03/2022	*	38:06	14-21	.667	5-6	.833	2-3	.667	4	4	8	8.2	1	1	1	3	1	35	24.5	
at Wisconsin	01/06/2022	*	35:17	10-16	.625	2-4	.500	5-9	.556	1	4	5	7.9	0	0	3	3	1	27	24.7	
Indiana	01/13/2022	*	22:18	5-9	.556	1-3	.333	1-2	.500	3	6	9	8.0	4	0	1	2	1	12	23.9	
at Minnesota	01/16/2022	*	36:04	11-17	.647	1-3	.333	2-3	.667	4	6	10	8.1	2	0	0	2	2	25	23.9	
at Rutgers	01/19/2022	*	35:22	5-14	.357	2-6	.333	1-2	.500	3	10	13	8.4	4	1	2	2	1	13	23.3	
Penn St.	01/22/2022	*	39:44	4-12	.333	1-7	.143	6-8	.750	2	6	8	8.4	1	2	1	3	1	15	22.8	
Purdue	01/27/2022	*	28:41	4-11	.364	2-5	.400	4-4	1.000	2	7	9	8.4	3	1	1	1	1	14	22.4	
at Penn St.	01/31/2022	*	30:42	6-18	.333	2-7	.286	7-10	.700	4	2	6	8.3	4	0	1	1	1	21	22.3	
Minnesota	02/06/2022	*	39:15	9-18	.500	2-4	.500	4-7	.571	2	13	15	8.6	1	3	1	2	1	24	22.4	
at Maryland	02/10/2022	*	29:37	12-14	.857	2-3	.667	4-7	.571	1	6	7	8.5	1	1	2	2	0	30	22.7	
Nebraska	02/13/2022	*	28:49	15-21	.714	3-4	.750	4-5	.800	3	3	6	8.4	0	0	0	2	3	37	23.3	
Michigan	02/17/2022	*	31:42	9-23	.391	1-4	.250	4-9	.444	5	2	7	8.4	2	1	3	4	1	23	23.3	
at Ohio St.	02/19/2022	*	36:03	10-17	.588	2-5	.400	2-3	.667	3	2	5	8.2	3	2	0	1	0	24	23.4	
Michigan St.	02/22/2022	*	30:08	10-15	.667	2-5	.400	6-7	.857	2	3	5	8.1	3	2	0	1	2	28	23.5	
at Nebraska	02/25/2022	*	36:07	6-13	.462	0-3	.000	3-7	.429	4	7	11	8.2	2	2	0	1	0	15	23.2	
Northwestern	02/28/2022	*	31:11	9-16	.563	2-4	.500	6-8	.750	4	14	18	8.6	3	1	2	2	26	23.3		
at Michigan	03/03/2022	*	36:25	7-9	.778	4-4	1.000	5-6	.833	0	7	7	8.5	2	3	1	3	1	23	23.3	
at Illinois	03/06/2022	*	38:46	7-22	.318	2-7	.286	6-8	.750	1	10	11	8.6	2	1	1	4	0	22	23.3	
vs Northwestern	03/10/2022	*	20:41	11-16	.688	3-3	1.000	1-1	1.000	3	5	8	8.6	1	2	0	0	1	26	23.4	
vs Rutgers	03/11/2022	*	35:38	10-19	.526	0-5	.000	6-6	1.000	4	4	8	8.6	1	2	0	1	1	26	23.4	
vs Indiana	03/12/2022	*	39:01	11-17	.647	8-10	.800	2-3	.667	3	6	9	8.6	3	3	3	2	2	32	23.7	
vs Purdue	03/13/2022	*	39:50	6-16	.375	3-8	.375	4-4	1.000	4	7	11	8.6	1	3	2	1	2	19	23.6	
vs Richmond	03/17/2022	*	38:18	8-15	.533	0-3	.000	5-5	1.000	2	7	9	8.7	3	2	2	1	1	21	23.5	
Totals			35	1116:56	307-554	.554	66-166	.398	142-190	.747	100	203	303	8.7	65	52	39	68	45	822	23.5

CAREER STATISTICS

YEAR	G/GS	FG-A	PCT	3-PT	PCT	FT-A	PCT	REB	AVG	PF-FO	AST	TO	BLK	STL	PTS	AVG
Fresh.	31/4	84-166	.506	16-54	.296	40-53	.755	158	5.1	58-1	17	20	39	26	224	7.2
Soph.	35/35	307-554	.554	66-166	.398	142-190	.747	303	8.7	65-0	52	39	68	45	822	23.5
TOTALS	66/39	391-720	.543	82-220	.373	182-243	.749	461	7.0	123-1	69	59	107	71	1,046	15.8



KRIS MURRAY

#24 • Forward
6-8 • 225 • Sophomore
Cedar Rapids, Iowa
Prairie HS

SEASON HIGHS

POINTS.....29 vs. INDIANA (1/13/22)
FGM.....12 vs. INDIANA (1/13/22)
FGA.....18 vs. INDIANA (1/13/22)
3-PT FGM.....3, 4x, LAST vs. MICHIGAN STATE (2/22/22)
3-PT FGA.....6 vs. PURDUE (1/27/22)
FTM.....9 vs. PURDUE (1/27/22)
FTA.....9 vs. PURDUE (1/27/22)
REB.....11 vs. INDIANA (1/13/22)
AST.....3 AT PENN STATE (1/31/22)
STL.....3 vs. INDIANA (1/13/22)
BLK.....3 vs. INDIANA (1/13/22)
MIN.....29 vs. INDIANA (1/13/22)

CAREER HIGHS

POINTS.....29 vs. INDIANA (1/13/22)
FGM.....12 vs. INDIANA (1/13/22)
FGA.....18 vs. INDIANA (1/13/22)
3-PT FGM.....3, 4x, LAST vs. MICHIGAN STATE (2/22/22)
3-PT FGA.....6 vs. PURDUE (1/27/22)
FTM.....9 vs. PURDUE (1/27/22)
FTA.....9 vs. PURDUE (1/27/22)
REB.....11 vs. INDIANA (1/13/22)
AST.....3 AT PENN STATE (1/31/22)
STL.....3 vs. INDIANA (1/13/22)
BLK.....3 vs. INDIANA (1/13/22)
MIN.....29 vs. INDIANA (1/13/22)

Opponent	Date	GS	MIN	Total		3-Pointers		Free throws		Rebounds				PF	A	TO	BLK	STL	PTS	AVG
				FG-FGA	PCT	3FG-3FGA	PCT	FT-FTA	PCT	OFF	DEF	TOT	AVG							
Longwood	11/09/2021		17:23	7-9	.778	2-4	.500	0-1	.000	2	5	7	7.0	2	1	1	2	1	16	16.0
Kansas City	11/12/2021		12:29	3-7	.429	0-0	.000	0-2	.000	2	3	5	6.0	1	1	0	1	0	6	11.0
Alabama St.	11/18/2021		17:24	6-10	.600	3-5	.600	2-3	.667	6	2	8	6.7	2	2	1	0	0	17	13.0
Western Mich.	11/22/2021		22:57	3-6	.500	2-3	.667	4-4	1.000	1	7	8	7.0	1	0	0	1	2	12	12.8
Portland St.	11/26/2021		19:45	5-9	.556	2-2	1.000	1-2	.500	3	3	6	6.8	1	2	0	1	1	13	12.8
at Virginia	11/29/2021		17:00	2-7	.286	2-4	.500	0-0	.000	1	1	2	6.0	1	0	1	0	0	6	11.7
at Purdue	12/03/2021	*	25:51	5-10	.500	2-4	.500	0-0	.000	0	4	4	5.7	4	0	1	0	1	12	11.7
Illinois	12/06/2021		16:54	3-8	.375	0-3	.000	2-2	1.000	2	3	5	5.6	2	2	0	0	0	8	11.3
at Iowa St.	12/09/2021		15:55	2-6	.333	0-3	.000	0-0	.000	3	3	6	5.7	3	1	1	2	2	4	10.4
vs Utah St.	12/18/2021		19:11	6-8	.750	3-4	.750	2-4	.500	2	2	4	5.5	3	2	0	1	2	17	11.1
Southeastern La.	12/21/2021		10:15	0-3	.000	0-2	.000	1-2	.500	1	0	1	5.1	1	1	0	1	0	1	10.2
Western Ill.	12/29/2021		13:03	3-7	.429	0-0	.000	0-0	.000	3	1	4	5.0	3	0	2	2	0	6	9.8
Maryland	01/03/2022		09:33	0-2	.000	0-2	.000	1-2	.500	0	1	1	4.7	1	1	1	0	1	1	9.2
at Wisconsin	01/06/2022		20:41	5-10	.500	2-5	.400	0-0	.000	0	3	3	4.6	3	2	1	2	2	12	9.4
Indiana	01/13/2022		29:16	12-18	.667	2-5	.400	3-4	.750	6	5	11	5.0	2	2	1	3	3	29	10.7
at Minnesota	01/16/2022		11:19	2-4	.500	0-2	.000	1-3	.333	1	1	2	4.8	2	1	1	1	0	5	10.3
at Rutgers	01/19/2022		10:48	0-5	.000	0-3	.000	0-0	.000	0	0	0	4.5	2	0	0	2	0	0	9.7
Penn St.	01/22/2022		20:18	3-5	.600	3-5	.600	4-6	.667	2	2	4	4.5	2	2	1	0	2	13	9.9
Purdue	01/27/2022		24:16	6-15	.400	2-6	.333	9-9	1.000	3	2	5	4.5	5	0	1	0	1	23	10.6
at Penn St.	01/31/2022		25:29	3-7	.429	1-3	.333	1-3	.333	1	3	4	4.5	4	3	3	1	0	8	10.5
Minnesota	02/06/2022		14:41	1-5	.200	1-2	.500	0-0	.000	1	1	2	4.4	3	2	0	2	0	3	10.1
at Maryland	02/10/2022		13:01	2-3	.667	1-2	.500	3-4	.750	2	3	5	4.4	1	1	0	1	2	8	10.0
Nebraska	02/13/2022		19:32	5-7	.714	1-2	.500	1-1	1.000	1	6	7	4.5	4	1	0	2	0	12	10.1
Michigan	02/17/2022		13:51	3-7	.429	1-3	.333	1-2	.500	0	1	1	4.4	5	0	0	0	1	8	10.0
at Ohio St.	02/19/2022		26:52	4-13	.308	1-5	.200	2-2	1.000	3	5	8	4.5	1	2	1	1	2	11	10.0
Michigan St.	02/22/2022		16:38	4-8	.500	3-5	.600	0-0	.000	0	3	3	4.5	2	0	1	2	0	11	10.1
at Nebraska	02/25/2022		19:31	5-10	.500	1-4	.250	1-2	.500	1	6	7	4.6	4	2	0	1	0	12	10.1
Northwestern	02/28/2022		09:42	1-3	.333	1-2	.500	0-0	.000	0	2	2	4.5	4	0	2	0	0	3	9.9
at Michigan	03/03/2022		26:16	9-11	.818	1-2	.500	0-0	.000	3	3	6	4.5	3	1	2	1	2	19	10.2
at Illinois	03/06/2022		19:10	5-10	.500	2-5	.400	1-7	.143	2	2	4	4.5	3	0	1	0	1	13	10.3
vs Northwestern	03/10/2022		18:21	2-3	.667	1-1	1.000	1-1	1.000	0	1	1	4.4	1	0	1	0	0	6	10.2
vs Rutgers	03/11/2022		18:23	2-6	.333	1-3	.333	4-4	1.000	1	4	5	4.4	2	0	1	2	0	9	10.1
vs Indiana	03/12/2022		22:04	2-6	.333	1-3	.333	0-0	.000	0	1	1	4.3	3	2	1	0	1	5	10.0
vs Purdue	03/13/2022		14:20	2-5	.400	1-2	.500	3-4	.750	1	1	2	4.2	4	1	1	0	1	8	9.9
vs Richmond	03/17/2022		15:52	1-6	.167	0-5	.000	1-2	.500	1	4	5	4.3	2	2	0	0	2	3	9.7
Totals		1	628:01	124-259	.479	43-111	.387	49-76	.645	55	94	149	4.3	83	37	27	31	29	340	9.7

2021-22 FINAL GAME NOTES



JOSH OGUNDELE

#23 • Center
6-11 • 265 • Sophomore
London, England
Worcester Academy (MA)

SEASON HIGHS

POINTS..... 7 AT PURDUE (12/3/21)
FGM..... 3 AT PURDUE (12/3/21)
FGA..... 5 VS. NORTHWESTERN (3/10/22)
3-PT FGM.....
3-PT FGA.....
FTM..... 1, 3X, LAST AT WISCONSIN (1/6/22)
FTA..... 3, 2X, LAST AT PURDUE (12/3/21)
REB..... 5, 2X, LAST VS. NORTHWESTERN (3/10/22)
AST.....
STL..... 2 VS. PORTLAND STATE (11/26/21)
BLK..... 2 VS. ILLINOIS (12/6/21)
MIN..... 16 AT PURDUE (12/3/21)

CAREER HIGHS

POINTS..... 7 AT PURDUE (12/3/21)
FGM..... 3 AT PURDUE (12/3/21)
FGA..... 5 VS. NORTHWESTERN (3/10/22)
3-PT FGM.....
3-PT FGA.....
FTM..... 1, 4X, LAST AT PURDUE (12/3/21)
FTA..... 3, 2X, LAST AT PURDUE (12/3/21)
REB..... 5, 2X, LAST VS. NORTHWESTERN (3/10/22)
AST.....
STL..... 2 VS. PORTLAND STATE (11/26/21)
BLK..... 2 VS. ILLINOIS (12/6/21)
MIN..... 16 AT PURDUE (12/3/21)

Opponent	Date	GS	MIN	Total		3-Pointers		Free throws		Rebounds				PF	A	TO	BLK	STL	PTS	AVG
				FG-FGA	PCT	3FG-3FGA	PCT	FT-FTA	PCT	OFF	DEF	TOT	AVG							
Kansas City	11/12/2021		05:28	1-2	.500	0-0	.000	0-0	.000	0	3	3	3.0	0	0	0	1	0	2	2.0
N.C. Central	11/16/2021		00:51	0-0	.000	0-0	.000	0-0	.000	0	1	1	2.0	2	0	0	0	0	0	1.0
Alabama St.	11/18/2021		07:57	0-0	.000	0-0	.000	0-0	.000	1	1	2	2.0	0	0	2	0	0	0	0.7
Portland St.	11/26/2021		04:01	0-1	.000	0-0	.000	1-3	.333	1	1	2	2.0	0	0	0	0	2	1	0.8
at Purdue	12/03/2021		16:20	3-4	.750	0-0	.000	1-3	.333	1	4	5	2.6	3	0	1	0	0	7	2.0
Illinois	12/06/2021		01:54	0-0	.000	0-0	.000	0-0	.000	0	0	0	2.2	0	0	0	2	0	0	1.7
at Iowa St.	12/09/2021		02:12	0-0	.000	0-0	.000	0-0	.000	0	0	0	1.9	1	0	0	1	0	0	1.4
vs Utah St.	12/18/2021		02:24	1-1	1.000	0-0	.000	0-0	.000	0	0	0	1.6	0	0	0	0	0	2	1.5
Southeastern La.	12/21/2021		00:53	0-0	.000	0-0	.000	0-0	.000	0	0	0	1.4	0	0	1	0	0	0	1.3
at Wisconsin	01/06/2022		04:20	1-2	.500	0-0	.000	1-1	1.000	1	0	1	1.4	1	0	0	1	0	3	1.5
Indiana	01/13/2022		07:26	0-2	.000	0-0	.000	0-0	.000	0	0	0	1.3	3	0	0	0	0	0	1.4
Purdue	01/27/2022		04:30	1-1	1.000	0-0	.000	0-0	.000	0	1	1	1.3	2	0	0	0	0	2	1.4
at Maryland	02/10/2022		03:46	1-1	1.000	0-0	.000	0-0	.000	0	1	1	1.2	2	0	1	0	0	2	1.5
Nebraska	02/13/2022		03:23	1-2	.500	0-0	.000	0-0	.000	0	0	0	1.1	0	0	0	0	0	2	1.5
Michigan	02/17/2022		04:21	0-0	.000	0-0	.000	0-0	.000	0	1	1	1.1	0	0	0	0	0	0	1.4
Michigan St.	02/22/2022		03:35	0-0	.000	0-0	.000	0-0	.000	0	1	1	1.1	1	0	0	0	1	0	1.3
Northwestern	02/28/2022		03:53	0-0	.000	0-0	.000	0-0	.000	1	0	1	1.1	0	0	1	0	0	0	1.2
vs Northwestern	03/10/2022		10:35	2-5	.400	0-0	.000	0-2	.000	3	2	5	1.3	3	0	3	0	0	4	1.4
vs Purdue	03/13/2022		10:02	2-3	.667	0-0	.000	0-1	.000	0	0	0	1.3	1	0	0	0	1	4	1.5
Totals			0 97:51	13-24	.542	0-0	.000	3-10	.300	8	16	24	1.3	19	0	9	5	4	29	1.5

CAREER STATISTICS

YEAR	G/GS	FG-A	PCT	3-PT	PCT	FT-A	PCT	REB	AVG	PF-FO	AST	TO	BLK	STL	PTS	AVG
Fresh.	8/0	3-6	.500	0-0	.000	1-4	.250	8	1.0	5-0	0	0	0	0	7	0.9
Soph.	19/0	13-24	.542	0-0	.000	3-10	.300	24	1.3	19-0	0	9	5	4	29	1.5
TOTALS	27/0	16-30	.533	0-0	.000	4-14	.286	32	1.2	24-0	0	9	5	4	36	1.3



TONY PERKINS

#11 • Guard
6-4 • 210 • Sophomore
Indianapolis, Ind.
Lawrence North

SEASON HIGHS


POINTS..... 20 AT NEBRASKA (2/25/22)
FGM..... 8 AT NEBRASKA (2/25/22)
FGA..... 13 AT ILLINOIS (3/6/22)
3-PT FGM..... 2, 6X, LAST VS. RUTGERS (3/11/22)
3-PT FGA..... 4 VS. UTAH STATE (12/18/21)
FTM..... 4, 2X, LAST VS. WESTERN MICHIGAN (11/22/21)
FTA..... 7 AT ILLINOIS (3/6/22)
REB..... 12 AT ILLINOIS (3/6/22)
AST..... 6 VS. NORTHWESTERN (3/10/22)
STL..... 5 VS. NORTHWESTERN (2/28/22)
BLK..... 1, 3X, LAST AT NEBRASKA (2/25/22)
MIN..... 34 AT ILLINOIS (3/6/22)

CAREER HIGHS

POINTS..... 20 AT NEBRASKA (2/25/22)
FGM..... 8 AT NEBRASKA (2/25/22)
FGA..... 13 AT ILLINOIS (3/6/22)
3-PT FGM..... 2, 6X, LAST VS. RUTGERS (3/11/22)
3-PT FGA..... 4 VS. UTAH STATE (12/18/21)
FTM..... 4, 2X, LAST VS. WESTERN MICHIGAN (11/22/21)
FTA..... 7 AT ILLINOIS (3/6/22)
REB..... 12 AT ILLINOIS (3/6/22)
AST..... 6 VS. NORTHWESTERN (3/10/22)
STL..... 5 VS. NORTHWESTERN (2/28/22)
BLK..... 1, 4X, LAST AT NEBRASKA (2/25/22)
MIN..... 34 AT ILLINOIS (3/6/22)

Opponent	Date	GS	MIN	Total		3-Pointers		Free throws		Rebounds				PF	A	TO	BLK	STL	PTS	AVG
				FG-FGA	PCT	3FG-3FGA	PCT	FT-FTA	PCT	OFF	DEF	TOT	AVG							
Longwood	11/09/2021		19:04	1-7	.143	0-2	.000	4-4	1.000	1	4	5	5.0	3	2	2	1	0	6	6.0
Kansas City	11/12/2021		14:00	1-3	.333	0-0	.000	3-3	1.000	1	2	3	4.0	2	0	2	0	3	5	5.5
N.C. Central	11/16/2021		19:52	4-7	.571	2-2	1.000	3-4	.750	1	1	2	3.3	1	1	0	0	3	13	8.0
Alabama St.	11/18/2021		15:53	2-6	.333	1-3	.333	0-0	.000	1	1	2	3.0	0	3	0	0	0	5	7.3
Western Mich.	11/22/2021		16:51	5-6	.833	1-1	1.000	4-4	1.000	0	0	0	2.4	2	1	0	0	2	15	8.8
Portland St.	11/26/2021		13:13	4-6	.667	0-0	.000	2-2	1.000	1	1	2	2.3	2	0	2	0	0	10	9.0
at Virginia	11/29/2021		09:18	2-3	.667	0-0	.000	0-0	.000	0	1	1	2.1	1	0	1	0	1	4	8.3
at Purdue	12/03/2021		22:41	5-11	.455	1-2	.500	3-3	1.000	1	1	2	2.1	2	1	2	0	2	14	9.0
Illinois	12/06/2021		23:52	6-8	.750	2-3	.667	2-3	.667	0	0	0	1.9	3	0	0	0	1	16	9.8
at Iowa St.	12/09/2021		25:42	3-10	.300	0-3	.000	3-3	1.000	1	0	1	1.8	3	1	0	0	1	9	9.7
vs Utah St.	12/18/2021		18:23	0-5	.000	0-4	.000	2-2	1.000	0	3	3	1.9	2	4	0	1	2	2	9.0
Southeastern La.	12/21/2021		19:27	3-8	.375	1-3	.333	1-2	.500	1	0	1	1.8	1	1	1	0	1	8	8.9
Western Ill.	12/29/2021		21:21	2-4	.500	0-0	.000	0-0	.000	0	3	3	1.9	1	2	1	0	0	4	8.5
Maryland	01/03/2022		13:37	2-6	.333	0-2	.000	2-2	1.000	0	2	2	1.9	3	2	1	0	1	6	8.4
at Wisconsin	01/06/2022		10:58	0-4	.000	0-1	.000	0-0	.000	1	0	1	1.9	2	1	0	0	0	0	7.8
Indiana	01/13/2022		11:18	3-5	.600	0-0	.000	2-2	1.000	0	1	1	1.8	1	1	3	0	1	8	7.8
at Minnesota	01/16/2022		12:14	2-3	.667	0-0	.000	1-1	1.000	0	2	2	1.8	1	1	1	0	0	5	7.6
at Rutgers	01/19/2022		09:30	0-2	.000	0-1	.000	0-0	.000	0	0	0	1.7	1	0	1	0	1	0	7.2
Penn St.	01/22/2022		14:36	2-7	.286	0-3	.000	0-0	.000	3	1	4	1.8	3	0	0	0	0	4	7.1
Purdue	01/27/2022		15:47	1-5	.200	0-1	.000	0-0	.000	1	1	2	1.9	3	1	0	0	0	2	6.8
at Penn St.	01/31/2022		16:10	2-4	.500	0-0	.000	0-0	.000	1	1	2	1.9	1	1	1	0	1	4	6.7
Minnesota	02/06/2022	*	18:22	1-4	.250	0-1	.000	0-0	.000	0	0	0	1.8	0	1	3	0	0	2	6.5
at Maryland	02/10/2022	*	15:51	2-4	.500	0-0	.000	1-2	.500	1	3	4	1.9	0	3	1	0	1	5	6.4
Nebraska	02/13/2022	*	10:45	2-3	.667	0-1	.000	0-0	.000	0	0	0	1.8	2	0	0	0	0	4	6.3
Michigan	02/17/2022	*	15:08	2-4	.500	0-0	.000	0-0	.000	0	2	2	1.8	1	5	0	0	0	4	6.2
at Ohio St.	02/19/2022	*	09:41	2-6	.333	0-0	.000	0-0	.000	1	2	3	1.8	2	0	0	0	0	4	6.1
Michigan St.	02/22/2022	*	17:22	1-5	.200	0-1	.000	3-3	1.000	1	1	2	1.9	0	2	1	0	1	5	6.1
at Nebraska	02/25/2022	*	26:12	8-10	.800	2-2	1.000	2-2	1.000	2	3	5	2.0	1	0	0	1	0	20	6.6
Northwestern	02/28/2022	*	21:34	3-7	.429	0-1	.000	0-1	.000	1	3	4	2.0	3	0	0	0	5	6	6.6
at Michigan	03/03/2022	*	26:31	5-10	.500	1-1	1.000	2-2	1.000	2	2	4	2.1	1	1	1	0	2	13	6.8
at Illinois	03/06/2022	*	34:07	6-13	.462	2-3	.667	3-7	.429	4	8	12	2.4	2	5	1	0	1	17	7.1
vs Northwestern	03/10/2022	*	17:56	2-6	.333	2-2	1.000	0-0	.000	2	2	4	2.5	1	6	0	0	1	6	7.1
vs Rutgers	03/11/2022	*	25:27	6-9	.667	2-3	.667	2-2	1.000	0	1	1	2.4	1	3	2	0	0	16	7.3
vs Indiana	03/12/2022	*	26:09	3-8	.375	0-3	.000	2-3	.667	1	2	3	2.4	3	5	3	0	0	8	7.4
vs Purdue	03/13/2022	*	26:54	4-8	.500	0-2	.000	3-5	.600	3	1	4	2.5	2	4	0	0	1	11	7.5
vs Richmond	03/17/2022	*	18:39	2-5	.400	0-2	.000	2-3	.667	0	1	1	2.4	5	1	3	0	0	6	7.4
Totals			15 654:25	99-222	.446	17-53	.321	52-65	.800	32	56	88	2.4	62	59	33	3	32	267	7.4

2021-22 FINAL GAME NOTES



FILIP REBRACA

#0 • Forward
6-9 • 230 • Senior
Sombor, Serbia
Univ. of North Dakota

SEASON HIGHS

POINTS..... 13 vs. MARYLAND (1/3/22)
FGM..... 6, 2X, LAST AT MINNESOTA (1/16/22)
FGA..... 11 AT MINNESOTA (1/16/22)
3-PT FGM..... 1 vs. ALABAMA STATE (11/18/21)
3-PT FGA..... 1, 6X, LAST vs. NEBRASKA (2/13/22)
FTM..... 4, 2X, LAST vs. MICHIGAN STATE (2/22/22)
FTA..... 7 vs. N.C. CENTRAL (11/16/21)
REB..... 13 vs. KANSAS CITY (11/12/21)
AST..... 4 vs. NORTHWESTERN (3/10/22)
STL..... 3 AT MINNESOTA (1/16/22)
BLK..... 2, 7X, LAST vs. RICHMOND (3/17/22)
MIN..... 34 AT RUTGERS (1/19/22)

CAREER HIGHS

POINTS..... 26 vs. SOUTH DAKOTA, 12/10/20
FGM..... 11 AT ORAL ROBERTS, 1/8/21
FGA..... 21 AT OMAHA, 2/26/20
3-PT FGM..... 2, 8X, LAST vs. OMAHA, 2/20/21
3-PT FGA..... 5 AT SOUTH DAKOTA STATE, 2/9/19
FTM..... 11 vs. WESTERN ILLINOIS, 1/29/21
FTA..... 12 vs. WESTERN ILLINOIS, 1/29/21
REB..... 16 AT DENVER, 1/2/20
AST..... 5, 2X, LAST AT FLORIDA GULF COAST, 11/29/19
STL..... 4 AT ORAL ROBERTS, 1/9/21
BLK..... 8 AT MILWAUKEE, 11/19/19
MIN..... 41 vs. NORTH DAKOTA STATE, 1/16/21

Opponent	Date	GS	MIN	Total		3-Pointers		Free throws		Rebounds				PF	A	TO	BLK	STL	PTS	AVG	
				FG-FGA	PCT	3FG-3FGA	PCT	FT-FTA	PCT	OFF	DEF	TOT	AVG								
Longwood	11/09/2021	*	16:09	1-3	.333	0-0	.000	0-0	.000	0	5	5	5.0	1	1	1	0	0	2	2.0	
Kansas City	11/12/2021	*	22:48	4-5	.800	0-0	.000	1-2	.500	3	10	13	9.0	1	1	0	1	1	9	5.5	
N.C. Central	11/16/2021	*	23:47	2-2	1.000	0-0	.000	4-7	.571	4	2	6	8.0	4	0	1	0	0	8	6.3	
Alabama St.	11/18/2021	*	17:26	2-2	1.000	1-1	1.000	0-0	.000	2	6	8	8.0	1	1	0	1	0	5	6.0	
Western Mich.	11/22/2021	*	17:39	2-5	.400	0-1	.000	2-2	1.000	2	3	5	7.4	1	0	1	1	0	6	6.0	
Portland St.	11/26/2021	*	17:28	2-5	.400	0-0	.000	1-2	.500	2	7	9	7.7	1	0	3	2	1	5	5.8	
at Virginia	11/29/2021	*	28:21	4-4	1.000	0-0	.000	0-3	.000	2	1	3	7.0	2	0	0	0	0	8	6.1	
at Purdue	12/03/2021	*	20:04	1-2	.500	0-0	.000	1-2	.500	0	1	1	6.3	5	0	0	0	0	3	5.8	
Illinois	12/06/2021	*	21:12	1-4	.250	0-1	.000	1-2	.500	2	6	8	6.4	4	2	1	0	0	3	5.4	
at Iowa St.	12/09/2021	*	21:10	2-3	.667	0-0	.000	3-4	.750	1	3	4	6.2	3	1	2	0	0	7	5.6	
vs Utah St.	12/18/2021	*	21:12	3-5	.600	0-0	.000	1-2	.500	1	3	4	6.0	3	0	1	1	0	7	5.7	
Southeastern La.	12/21/2021	*	19:10	2-7	.286	0-0	.000	1-2	.500	1	8	9	6.3	2	2	2	2	0	5	5.7	
Western Ill.	12/29/2021	*	16:30	2-3	.667	0-0	.000	1-2	.500	0	4	4	6.1	0	0	1	0	0	5	5.6	
Maryland	01/03/2022	*	29:22	6-8	.750	0-1	.000	1-3	.333	2	6	8	6.2	3	1	0	0	0	13	6.1	
at Wisconsin	01/06/2022	*	11:36	1-2	.500	0-0	.000	0-0	.000	0	1	1	5.9	2	0	0	0	0	2	5.9	
Indiana	01/13/2022	*	19:52	2-3	.667	0-0	.000	0-0	.000	1	3	4	5.8	4	1	0	2	0	4	5.8	
at Minnesota	01/16/2022	*	32:21	6-11	.545	0-1	.000	0-0	.000	6	6	12	6.1	2	1	1	2	3	12	6.1	
at Rutgers	01/19/2022	*	33:40	4-10	.400	0-0	.000	0-1	.000	4	6	10	6.3	3	0	1	0	2	8	6.2	
Penn St.	01/22/2022	*	19:58	4-5	.800	0-0	.000	0-0	.000	0	5	5	6.3	2	0	1	0	0	8	6.3	
Purdue	01/27/2022	*	11:02	1-2	.500	0-0	.000	0-0	.000	1	0	1	6.0	1	0	1	0	2	6.1		
at Penn St.	01/31/2022	*	31:60	4-5	.800	0-0	.000	3-3	1.000	3	3	6	6.0	3	0	1	1	1	11	6.3	
Minnesota	02/06/2022	*	25:30	2-3	.667	0-0	.000	0-0	.000	1	1	2	5.8	1	1	0	0	1	4	6.2	
at Maryland	02/10/2022	*	21:30	2-3	.667	0-0	.000	2-2	1.000	3	4	7	5.9	2	1	2	0	1	6	6.2	
Nebraska	02/13/2022	*	21:42	2-7	.286	0-1	.000	0-0	.000	0	6	6	5.9	1	1	1	0	1	4	6.1	
Michigan	02/17/2022	*	23:57	5-9	.556	0-0	.000	2-3	.667	4	2	6	5.9	4	3	2	0	0	12	6.4	
at Ohio St.	02/19/2022	*	16:00	2-3	.667	0-0	.000	1-2	.500	2	3	5	5.8	4	0	3	0	0	5	6.3	
Michigan St.	02/22/2022	*	22:10	0-2	.000	0-0	.000	4-4	1.000	3	4	7	5.9	2	1	1	2	0	4	6.2	
at Nebraska	02/25/2022	*	24:22	2-7	.286	0-0	.000	2-2	1.000	3	0	3	5.8	1	0	2	1	0	6	6.2	
Northwestern	02/28/2022	*	18:11	0-4	.000	0-0	.000	1-2	.500	4	1	5	5.8	1	1	0	1	0	1	6.0	
at Michigan	03/03/2022	*	17:19	2-6	.333	0-0	.000	0-0	.000	0	2	2	5.6	3	0	0	1	0	4	6.0	
at Illinois	03/06/2022	*	22:04	3-5	.600	0-0	.000	0-0	.000	3	0	3	5.5	2	0	2	0	1	6	6.0	
vs Northwestern	03/10/2022	*	22:53	5-5	1.000	0-0	.000	0-0	.000	3	6	9	5.7	3	4	1	2	0	10	6.1	
vs Rutgers	03/11/2022	*	25:59	2-3	.667	0-0	.000	1-1	1.000	1	5	6	5.7	3	1	0	1	0	5	6.1	
vs Indiana	03/12/2022	*	18:55	0-1	.000	0-0	.000	0-0	.000	1	3	4	5.6	1	0	0	0	0	0	5.9	
vs Purdue	03/13/2022	*	12:13	1-2	.500	0-0	.000	1-3	.333	1	1	2	5.5	4	1	0	0	1	3	5.8	
vs Richmond	03/17/2022	*	25:18	2-5	.400	0-0	.000	1-2	.500	2	7	9	5.6	3	1	0	2	1	5	5.8	
Totals			36	770:50	86-161	.534	1-6	.167	35-58	.603	68	134	202	5.6	83	26	31	24	14	208	5.8

CAREER STATISTICS

YEAR	G/GS	FG-A	PCT	3-PT	PCT	FT-A	PCT	REB	AVG	PF-FO	AST	TO	BLK	STL	PTS	AVG
Fresh.	29/16	96-180	.533	10-28	.357	31-52	.596	172	5.9	75-1	18	43	26	15	233	8.0
Soph.	32/32	190-328	.579	1-9	.111	78-117	.667	285	8.9	79-0	51	75	33	18	459	14.3
Junior	26/26	174-344	.506	15-41	.366	74-122	.607	197	7.6	69-3	31	61	17	16	437	16.8
Senior	36/26	86-161	.534	1-6	.167	35-58	.603	202	5.6	83-1	26	31	24	14	208	5.8
TOTALS	123/110	546-1013	.539	27-84	.321	218-349	.625	856	7.0	306-5	126	210	100	63	1,337	10.9



PAYTON SANDFORT

#20 • Guard
6-7 • 215 • Freshman
Waukee, Iowa
Waukee HS

SEASON HIGHS

POINTS..... 21 vs. ALABAMA STATE (11/18/21)
FGM..... 7 vs. ALABAMA STATE (11/18/21)
FGA..... 15 vs. ALABAMA STATE (11/18/21)
3-PT FGM..... 5, 2X, LAST vs. WESTERN MICHIGAN (11/22/21)
3-PT FGA..... 12 vs. ALABAMA STATE (11/18/21)
FTM..... 2, 7X, LAST vs. RUTGERS (3/11/22)
FTA..... 2, 8X, LAST vs. RUTGERS (3/11/22)
REB..... 8 vs. NEBRASKA (2/13/22)
AST..... 2, 5X, LAST vs. INDIANA (3/11/22)
STL..... 1, 5X, LAST vs. PURDUE (3/13/22)
BLK..... 1, 4X, LAST vs. MINNESOTA (2/6/22)
MIN..... 21 vs. ALABAMA STATE (11/18/21)

CAREER HIGHS

POINTS..... 21 vs. ALABAMA STATE (11/18/21)
FGM..... 7 vs. ALABAMA STATE (11/18/21)
FGA..... 15 vs. ALABAMA STATE (11/18/21)
3-PT FGM..... 5, 2X, LAST vs. WESTERN MICHIGAN (11/22/21)
3-PT FGA..... 12 vs. ALABAMA STATE (11/18/21)
FTM..... 2, 7X, LAST vs. RUTGERS (3/11/22)
FTA..... 2, 8X, LAST vs. RUTGERS (3/11/22)
REB..... 8 vs. NEBRASKA (2/13/22)
AST..... 2, 5X, LAST vs. INDIANA (3/11/22)
STL..... 1, 5X, LAST vs. PURDUE (3/13/22)
BLK..... 1, 4X, LAST vs. MINNESOTA (2/6/22)
MIN..... 21 vs. ALABAMA STATE (11/18/21)

Opponent	Date	GS	MIN	Total		3-Pointers		Free throws		Rebounds				PF	A	TO	BLK	STL	PTS	AVG	
				FG-FGA	PCT	3FG-3FGA	PCT	FT-FTA	PCT	OFF	DEF	TOT	AVG								
Longwood	11/09/2021		15:46	3-10	.300	2-7	.286	0-0	.000	1	1	2	2.0	1	2	0	0	0	8	8.0	
Kansas City	11/12/2021		13:07	2-5	.400	0-3	.000	2-2	1.000	0	0	0	1.0	0	1	0	0	0	6	7.0	
N.C. Central	11/16/2021		08:41	0-1	.000	0-1	.000	0-0	.000	0	1	1	1.0	0	1	0	0	0	0	4.7	
Alabama St.	11/18/2021		20:45	7-15	.467	5-12	.417	2-2	1.000	1	1	2	1.3	2	2	0	0	0	21	8.8	
Western Mich.	11/22/2021		16:15	6-10	.600	5-7	.714	2-2	1.000	1	2	3	1.6	0	0	0	1	1	19	10.8	
Portland St.	11/26/2021		20:01	1-5	.200	0-4	.000	2-2	1.000	1	1	2	1.7	2	1	2	0	0	4	9.7	
at Virginia	11/29/2021		03:01	0-1	.000	0-1	.000	0-0	.000	0	0	0	1.4	0	0	0	1	0	0	8.3	
at Purdue	12/03/2021		07:19	0-2	.000	0-2	.000	1-2	.500	1	0	1	1.4	0	1	2	0	1	1	7.4	
Illinois	12/06/2021		10:14	2-3	.667	1-2	.500	0-0	.000	1	0	1	1.3	0	0	0	1	0	5	7.1	
at Iowa St.	12/09/2021		05:22	0-3	.000	0-2	.000	0-0	.000	0	0	0	1.2	0	0	1	0	0	0	6.4	
vs Utah St.	12/18/2021		07:44	0-3	.000	0-1	.000	0-0	.000	1	2	3	1.4	4	1	0	0	0	0	5.8	
Southeastern La.	12/21/2021		17:25	3-9	.333	2-7	.286	2-2	1.000	0	2	2	1.4	1	1	1	0	1	10	6.2	
Western Ill.	12/29/2021		16:30	5-7	.714	3-3	1.000	0-0	.000	4	1	5	1.7	1	0	0	0	1	13	6.7	
Maryland	01/03/2022		01:54	0-0	.000	0-0	.000	0-0	.000	0	0	0	1.6	0	0	0	0	0	0	6.2	
at Wisconsin	01/06/2022		06:52	0-2	.000	0-1	.000	0-0	.000	1	0	1	1.5	1	2	1	0	0	0	5.8	
Indiana	01/13/2022		01:08	0-0	.000	0-0	.000	0-0	.000	0	0	0	1.4	0	0	0	0	0	0	5.4	
at Minnesota	01/16/2022		08:32	1-2	.500	0-1	.000	0-0	.000	0	1	1	1.4	2	2	0	0	0	2	5.2	
at Rutgers	01/19/2022		03:08	0-1	.000	0-0	.000	0-0	.000	0	0	0	1.3	0	0	0	0	0	0	4.9	
Purdue	01/27/2022		05:55	1-3	.333	1-1	1.000	0-0	.000	0	0	0	1.3	1	1	0	0	0	3	4.8	
at Penn St.	01/31/2022		11:14	2-4	.500	1-3	.333	0-0	.000	0	1	1	1.3	1	0	0	0	0	5	4.9	
Minnesota	02/06/2022		10:12	2-4	.500	1-3	.333	0-0	.000	0	3	3	1.3	1	1	0	1	0	5	4.9	
at Maryland	02/10/2022		14:05	3-4	.750	3-3	1.000	0-0	.000	2	1	3	1.4	2	0	1	0	0	9	5.0	
Nebraska	02/13/2022		16:53	5-8	.625	2-4	.500	0-0	.000	2	6	8	1.7	4	1	1	0	0	12	5.3	
Michigan	02/17/2022		13:40	1-6	.167	0-4	.000	0-0	.000	1	2	3	1.8	0	0	1	0	0	2	5.2	
at Ohio St.	02/19/2022		01:05	0-0	.000	0-0	.000	0-0	.000	0	0	0	1.7	0	0	1	0	0	0	5.0	
Michigan St.	02/22/2022		12:40	2-6	.333	1-4	.250	0-0	.000	2	3	5	1.8	1	1	2	0	0	5	5.0	
at Nebraska	02/25/2022		03:37	0-1	.000	0-0	.000	0-0	.000	0	1	1	1.8	0	0	0	0	0	0	4.8	
Northwestern	02/28/2022		13:46	1-4	.250	0-3	.000	2-2	1.000	2	2	4	1.9	1	0	1	0	0	4	4.8	
at Illinois	03/06/2022		15:13	3-3	1.000	1-1	1.000	0-0	.000	0	1	1	1.8	0	1	0	0	0	7	4.9	
vs Northwestern	03/10/2022		15:16	5-9	.556	3-5	.600	0-0	.000	0	2	2	1.8	2	0	1	0	0	13	5.1	
vs Rutgers	03/11/2022		08:39	0-3	.000	0-1	.000	2-2	1.000	0	5	5	1.9	0	1	0	0	0	2	5.0	
vs Indiana	03/12/2022		06:48	1-3	.333	1-2	.500	0-0	.000	1	1	2	1.9	0	2	0	0	0	3	5.0	
vs Purdue	03/13/2022		15:12	4-4	1.000	2-2	1.000	0-0	.000	0	0	0	1.9	1	0	1	0	1	10	5.1	
vs Richmond	03/17/2022		07:34	1-5	.200	0-3	.000	0-0	.000	2	1	3	1.9	1	0	0	0	0	2	5.0	
Totals			0	355:33	61-146	.418	34-93	.366	15-16	.938	24	41	65	1.9	29	22	16	4	5	171	5.0

2021-22 FINAL GAME NOTES



JOE TOUSSAINT

#2 • Guard
6-0 • 190 • Junior
Bronx, New York
Cardinal Hayes

SEASON HIGHS

POINTS..... 11 VS. ALABAMA STATE (11/18/21)
FGM..... 4, 4X, LAST AT MINNESOTA (1/16/22)
FGA..... 8, 2X, LAST AT MINNESOTA (1/16/22)
3-PT FGM..... 2 VS. ALABAMA STATE (11/18/21)
3-PT FGA..... 2, 10X, LAST VS. INDIANA (3/12/22)
FTM..... 4 VS. PURDUE (1/27/22)
FTA..... 5 VS. PURDUE (1/27/22)
REB..... 5, 3X, LAST AT PENN STATE (1/31/22)
AST..... 11 VS. ALABAMA STATE (11/18/21)
STL..... 4, 3X, LAST VS. PURDUE (3/13/22)
BLK..... 1 VS. PURDUE (3/13/22)
MIN..... 34 AT RUTGERS (1/19/22)

CAREER HIGHS

POINTS..... 18 VS. PENN STATE (1/4/20)
FGM..... 7 AT NEBRASKA (1/7/20)
FGA..... 18 AT NEBRASKA (1/7/20)
3-PT FGM..... 2, 5X, LAST VS. ALABAMA STATE (11/18/21)
3-PT FGA..... 5 AT NEBRASKA (1/7/20)
FTM..... 9 VS. SAN DIEGO STATE (11/29/19)
FTA..... 9 VS. SAN DIEGO STATE (11/29/19)
REB..... 8 VS. CAL POLY (11/24/19)
AST..... 11 VS. ALABAMA STATE (11/18/21)
STL..... 6 AT MARYLAND (1/7/21)
BLK..... 1, 4X, LAST VS. PURDUE (2/13/22)
MIN..... 34, 2X, LAST AT RUTGERS (1/19/22)

Opponent	Date	GS	MIN	Total		3-Pointers		Free throws		Rebounds				PF	A	TO	BLK	STL	PTS	AVG	
				FG-FGA	PCT	3FG-3FGA	PCT	FT-FTA	PCT	OFF	DEF	TOT	AVG								
Longwood	11/09/2021	*	16:09	3-3	1.000	1-1	1.000	2-2	1.000	0	0	0	0.0	2	4	0	0	4	9	9.0	
Kansas City	11/12/2021	*	20:23	2-4	.500	0-1	.000	0-0	.000	0	1	1	0.5	0	6	2	0	2	4	6.5	
N.C. Central	11/16/2021	*	18:29	1-5	.200	0-1	.000	0-0	.000	1	1	2	1.0	1	2	0	0	0	2	5.0	
Alabama St.	11/18/2021	*	24:07	4-6	.667	2-2	1.000	1-1	1.000	2	1	3	1.5	0	11	2	0	2	11	6.5	
Western Mich.	11/22/2021	*	17:03	3-6	.500	0-0	.000	0-0	.000	0	1	1	1.4	2	4	1	0	3	6	6.4	
Portland St.	11/26/2021	*	13:12	1-4	.250	0-0	.000	0-0	.000	0	0	0	1.2	2	3	3	0	1	2	5.7	
at Virginia	11/29/2021	*	26:02	4-7	.571	0-1	.000	2-2	1.000	0	3	3	1.4	2	0	0	0	0	10	6.3	
at Purdue	12/03/2021	*	15:34	3-4	.750	1-1	1.000	0-0	.000	0	2	2	1.5	3	4	1	0	1	7	6.4	
Illinois	12/06/2021	*	15:58	1-7	.143	0-2	.000	0-0	.000	2	0	2	1.6	1	3	1	0	1	2	5.9	
at Iowa St.	12/09/2021	*	12:04	0-1	.000	0-0	.000	0-0	.000	0	1	1	1.5	1	0	1	0	0	0	5.3	
vs Utah St.	12/18/2021	*	18:28	2-2	1.000	0-0	.000	0-0	.000	1	0	1	1.5	2	2	3	0	0	4	5.2	
Southeastern La.	12/21/2021	*	16:40	1-1	1.000	0-0	.000	3-4	.750	1	3	4	1.7	3	5	2	0	3	5	5.2	
Western Ill.	12/29/2021	*	13:18	0-1	.000	0-0	.000	2-2	1.000	1	4	5	1.9	1	1	1	0	0	2	4.9	
Maryland	01/03/2022	*	25:25	4-8	.500	1-2	.500	0-0	.000	1	3	4	2.1	2	9	3	0	3	9	5.2	
at Wisconsin	01/06/2022	*	17:55	3-5	.600	0-1	.000	0-0	.000	0	0	0	1.9	1	4	2	0	0	6	5.3	
Indiana	01/13/2022	*	20:35	2-5	.400	1-1	1.000	0-0	.000	0	0	0	1.8	2	1	2	0	3	5	5.3	
at Minnesota	01/16/2022	*	26:16	4-8	.500	0-2	.000	0-1	.000	0	2	2	1.8	1	7	3	0	1	8	5.4	
at Rutgers	01/19/2022	*	34:21	2-3	.667	1-1	1.000	3-4	.750	1	4	5	2.0	1	5	3	0	3	8	5.6	
Penn St.	01/22/2022	*	22:35	1-4	.250	0-2	.000	2-2	1.000	1	2	3	2.1	2	4	2	0	3	4	5.5	
Purdue	01/27/2022	*	25:07	2-6	.333	0-0	.000	4-5	.800	0	1	1	2.0	2	3	1	0	4	8	5.6	
at Penn St.	01/31/2022	*	18:45	0-4	.000	0-1	.000	0-0	.000	1	4	5	2.1	2	2	1	0	0	0	5.3	
Minnesota	02/06/2022	*	05:48	0-1	.000	0-1	.000	0-0	.000	0	0	0	2.0	1	1	0	0	2	0	5.1	
at Maryland	02/10/2022	*	17:47	2-5	.400	0-2	.000	1-2	.500	1	1	2	2.0	0	5	0	0	1	5	5.1	
Nebraska	02/13/2022	*	16:16	1-6	.167	0-2	.000	0-0	.000	0	0	0	2.0	1	4	2	0	3	2	5.0	
Michigan	02/17/2022	*	13:29	1-2	.500	0-0	.000	0-0	.000	0	3	3	2.0	0	2	1	0	0	2	4.8	
at Ohio St.	02/19/2022	*	22:31	2-4	.500	0-2	.000	0-0	.000	0	2	2	2.0	3	1	1	0	0	4	4.8	
Michigan St.	02/22/2022	*	17:58	2-4	.500	0-0	.000	0-0	.000	0	2	2	2.0	2	4	1	0	0	4	4.8	
at Nebraska	02/25/2022	*	05:39	0-0	.000	0-0	.000	0-0	.000	0	0	0	1.9	2	2	0	0	0	0	4.6	
Northwestern	02/28/2022	*	18:33	2-4	.500	0-1	.000	0-0	.000	1	1	2	1.9	0	4	2	0	1	4	4.6	
at Michigan	03/03/2022	*	08:47	0-4	.000	0-1	.000	0-0	.000	0	0	0	1.9	0	2	0	0	0	0	4.4	
at Illinois	03/06/2022	*	19:43	2-4	.500	1-2	.500	0-0	.000	0	1	1	1.8	3	4	3	0	2	5	4.5	
vs Northwestern	03/10/2022	*	08:24	1-1	1.000	1-1	1.000	0-0	.000	0	0	0	1.8	3	1	3	0	1	3	4.4	
vs Rutgers	03/11/2022	*	14:40	1-2	.500	0-1	.000	2-2	1.000	1	1	2	1.8	2	1	0	0	1	4	4.4	
vs Indiana	03/12/2022	*	14:12	0-3	.000	0-2	.000	4-4	1.000	0	0	0	1.7	3	1	0	0	2	4	4.4	
vs Purdue	03/13/2022	*	10:07	2-5	.400	0-1	.000	0-0	.000	0	1	1	1.7	0	1	1	1	4	4	4.4	
vs Richmond	03/17/2022	*	12:41	1-3	.333	0-0	.000	0-0	.000	1	0	1	1.7	2	1	1	0	0	2	4.3	
Totals			21	624:60	60-142	.423	9-35	.257	26-31	.839	16	45	61	1.7	55	114	49	1	51	155	4.3

CAREER STATISTICS

YEAR	G/GS	FG-A	PCT	3-PT	PCT	FT-A	PCT	REB	AVG	PF-FO	AST	TO	BLK	STL	PTS	AVG
Fresh.	31/20	68-180	.378	11-37	.297	54-65	.831	62	2.0	62-1	90	62	2	36	201	6.5
Soph.	31/0	42-99	.424	3-11	.273	28-45	.622	37	1.2	49-0	75	45	1	24	115	3.7
Junior	36/21	60-142	.423	9-35	.257	26-31	.839	61	1.7	55-0	114	49	1	51	155	4.3
TOTALS	98/41	170-421	.404	23-83	.277	108-141	.766	160	1.6	166-1	279	156	4	111	471	4.8



AHRON ULIS

#4 • Guard
6-3 • 195 • Sophomore
Chicago Heights, Ill.
Marion Catholic HS

SEASON HIGHS

POINTS..... 12 VS. N.C. CENTRAL (11/16/21)
FGM..... 4 VS. MINNESOTA (2/6/22)
FGA..... 9 VS. MINNESOTA (2/6/22)
3-PT FGM..... 1, 4X, LAST VS. MINNESOTA (2/6/22)
3-PT FGA..... 2, 3X, LAST VS. MINNESOTA (2/6/22)
FTM..... 7, 2X, LAST AT PENN STATE (1/31/22)
FTA..... 8, 2X, LAST AT PENN STATE (1/31/22)
REB..... 5, 2X, LAST VS. MINNESOTA (2/6/22)
AST..... 8 VS. WESTERN MICHIGAN (11/22/21)
STL..... 3 VS. ILLINOIS (12/6/21)
BLK.....
MIN..... 27 AT PENN STATE (1/31/22)

CAREER HIGHS

POINTS..... 12 VS. N.C. CENTRAL (11/16/21)
FGM..... 4 VS. MINNESOTA (2/6/22)
FGA..... 9 VS. MINNESOTA (2/6/22)
3-PT FGM..... 1, 4X, LAST VS. MINNESOTA (2/6/22)
3-PT FGA..... 2, 3X, LAST VS. MINNESOTA (2/6/22)
FTM..... 7, 2X, LAST AT PENN STATE (1/31/22)
FTA..... 8, 2X, LAST AT PENN STATE (1/31/22)
REB..... 5, 2X, LAST VS. MINNESOTA (2/6/22)
AST..... 8 VS. WESTERN MICHIGAN (11/22/21)
STL..... 3 VS. ILLINOIS (12/6/21)
BLK..... 1 VS. OREGON (3/22/21)
MIN..... 27 AT PENN STATE (1/31/22)

Opponent	Date	GS	MIN	Total		3-Pointers		Free throws		Rebounds				PF	A	TO	BLK	STL	PTS	AVG
				FG-FGA	PCT	3FG-3FGA	PCT	FT-FTA	PCT	OFF	DEF	TOT	AVG							
Longwood	11/09/2021		19:34	3-4	.750	0-0	.000	0-0	.000	2	2	4	4.0	3	5	1	0	0	6	6.0
Kansas City	11/12/2021		13:00	2-2	1.000	0-0	.000	0-1	.000	0	0	0	2.0	0	1	0	0	1	4	5.0
N.C. Central	11/16/2021		21:31	2-5	.400	1-1	1.000	7-8	.875	0	3	3	2.3	1	4	2	0	1	12	7.3
Alabama St.	11/18/2021		15:53	0-3	.000	0-2	.000	0-1	.000	0	0	0	1.8	4	1	1	0	2	0	5.5
Western Mich.	11/22/2021		18:53	1-4	.250	0-0	.000	0-0	.000	0	2	2	1.8	0	8	2	0	1	2	4.8
Portland St.	11/26/2021		12:21	0-1	.000	0-0	.000	0-0	.000	0	2	2	1.8	1	0	2	0	0	0	4.0
at Virginia	11/29/2021		12:48	1-2	.500	0-0	.000	0-0	.000	0	2	2	1.9	0	2	0	0	0	2	3.7
at Purdue	12/03/2021		19:46	2-6	.333	1-1	1.000	2-2	1.000	2	1	3	2.0	4	1	0	0	0	7	4.1
Illinois	12/06/2021		24:18	3-6	.500	1-2	.500	4-4	1.000	0	0	0	1.8	4	7	0	0	3	11	4.9
at Iowa St.	12/09/2021		15:28	0-2	.000	0-0	.000	0-0	.000	0	2	2	1.8	1	4	2	0	1	0	4.4
vs Utah St.	12/18/2021		19:23	1-4	.250	0-1	.000	2-2	1.000	1	3	4	2.0	0	4	2	0	2	4	4.4
Southeastern La.	12/21/2021		12:59	2-3	.667	0-1	.000	0-0	.000	1	2	3	2.1	3	1	1	0	0	4	4.3
Western Ill.	12/29/2021		19:26	1-3	.333	0-0	.000	5-5	1.000	0	3	3	2.2	3	5	2	0	1	7	4.5
Maryland	01/03/2022		14:35	1-2	.500	0-0	.000	0-1	.000	1	1	2	2.1	0	1	0	0	0	2	4.4
at Wisconsin	01/06/2022		14:44	1-2	.500	0-0	.000	0-0	.000	0	3	3	2.2	0	2	1	0	0	2	4.2
Indiana	01/13/2022		18:17	0-4	.000	0-0	.000	4-4	1.000	2	2	4	2.3	1	2	2	0	0	4	4.2
at Minnesota	01/16/2022		11:38	0-1	.000	0-0	.000	0-0	.000	1	1	2	2.3	2	3	0	0	0	0	3.9
at Rutgers	01/19/2022		05:37	0-2	.000	0-0	.000	0-0	.000	0	0	0	2.2	1	0	1	0	0	0	3.7
Penn St.	01/22/2022		06:25	1-1	1.000	0-0	.000	0-0	.000	0	0	0	2.1	0	0	1	0	0	2	3.6
Purdue	01/27/2022		14:53	1-3	.333	0-0	.000	0-0	.000	0	2	0	2.1	1	1	2	0	1	2	3.6
at Penn St.	01/31/2022		27:26	0-7	.000	0-0	.000	7-8	.875	2	3	5	2.2	2	5	0	0	0	7	3.7
Minnesota	02/06/2022		21:29	4-9	.444	1-2	.500	0-2	.000	1	4	5	2.3	1	2	1	0	2	9	4.0
at Maryland	02/10/2022		13:47	1-5	.200	0-1	.000	1-2	.500	0	1	1	2.3	1	3	0	0	1	3	3.9
Nebraska	02/13/2022		07:41	0-0	.000	0-0	.000	0-0	.000	0	0	0	2.2	0	1	1	0	0	0	3.8
Michigan	02/17/2022		10:55	2-3	.667	0-0	.000	0-0	.000	0	2	2	2.2	1	0	0	0	0	4	3.8
at Ohio St.	02/19/2022		16:53	1-3	.333	0-0	.000	5-6	.833	2	2	4	2.2	2	2	1	0	0	7	3.9
Michigan St.	02/22/2022		16:50	1-3	.333	0-0	.000	1-2	.500	0	3	3	2.3	0	3	0	0	0	3	3.9
at Nebraska	02/25/2022		07:28	1-2	.500	0-0	.000	0-0	.000	0	0	0	2.2	1	0	1	0	0	2	3.8
Northwestern	02/28/2022		11:05	0-1	.000	0-0	.000	0-0	.000	1	3	4	2.2	0	1	0	0	0	0	3.7
at Michigan	03/03/2022		09:53	0-2	.000	0-1	.000	0-0	.000	0	1	1	2.2	0	0	1	0	2	0	3.5
at Illinois	03/06/2022		13:08	1-2	.500	0-0	.000	0-0	.000	0	1	1	2.2	2	1	1	0	0	2	3.5
vs Northwestern	03/10/2022		11:19	1-3	.333	0-0	.000	0-0	.000	0	1	1	2.1	2	2	2	0	0	2	3.4
vs Indiana	03/12/2022		03:27	0-0	.000	0-0	.000	0-0	.000	1	0	1	2.1	0	0	2	0	1	0	3.3
vs Purdue	03/13/2022		02:59	0-0	.000	0-0	.000	0-0	.000	0	0	0	2.0	0	1	0	0	0	0	3.2
vs Richmond	03/17/2022		00:13	0-0	.000	0-0	.000	0-0	.000	0	0	0	2.0	0	0	0	0	0	0	3.1
Totals			0 486:02	34-100	.340	4-12	.333	38-48	.792	19	50	69	2.0	41	73	32	0	19	110	3.1



GAME-BY-GAME RESULTS

Overall:	26-10	Big Ten:	12-8	Home:	15-3	Away:	6-6	Neutral:	5-1
Date	Opponent	Result	Attend.	Top Scorer	Top Rebounder				
Nov. 9	Longwood	W, 106-73	9,259	Keegan Murray, 24	Murray/Murray/C. McCaffery, 7				
Nov. 12	Kansas City	W, 89-57	11,133	Keegan Murray, 25	Filip Rebraca, 13				
Nov. 16	N.C. Central	W, 86-69	9,132	Keegan Murray, 27	Keegan Murray, 21				
Nov. 18	Alabama State	W, 108-82	9,957	Keegan Murray, 26	Rebraca/Kris Murray, 8				
Nov. 22	Western Michigan	W, 109-61	10,044	Keegan Murray, 29	Kris Murray, 8				
Nov. 26	Portland State	W, 85-51	11,756	Keegan Murray, 23	Rebraca/Keegan Murray, 9				
Nov. 29	at Virginia	W, 75-74	13,542	Jordan Bohannon, 20	Keegan Murray, 9				
Dec. 3	at #2 Purdue	L, 70-77	14,804	Patrick McCaffery, 15	Rebraca/Ogundele, 5				
Dec. 6	Illinois	L, 83-87	12,072	Keegan Murray, 19	Filip Rebraca, 8				
Dec. 9	at #17 Iowa State	L, 53-73	14,267	Jordan Bohannon, 17	Keegan Murray, 7				
Dec. 18	vs. Utah State	W, 94-75	3,250	Keegan Murray, 35	Keegan Murray, 7				
Dec. 21	Southeastern Louisiana	W, 93-62	10,891	Keegan Murray, 20	Keegan Murray, 10				
Dec. 29	Western Illinois	W, 92-71	15,056	Keegan Murray, 29	Keegan Murray, 10				
Jan. 3	Maryland	W, 80-75	10,327	Keegan Murray, 35	Rebraca/Keegan Murray, 8				
Jan. 6	at #23 Wisconsin	L, 78-87	15,212	Keegan Murray, 27	Patrick McCaffery, 7				
Jan. 13	Indiana	W, 83-74	11,246	Kris Murray, 29	Kris Murray, 11				
Jan. 16	at Minnesota	W, 81-71	10,925	Keegan Murray, 25	Filip Rebraca, 12				
Jan. 19	at Rutgers	L, 46-48	8,000	Keegan Murray, 13	Keegan Murray, 13				
Jan. 22	Penn State	W, 68-51	15,056	Keegan Murray, 15	Keegan Murray, 8				
Jan. 27	#6 Purdue	L, 73-83	12,723	Kris Murray, 23	Keegan Murray, 9				
Jan. 31	at Penn State	L, 86-90 (2OT)	7,977	Keegan Murray, 21	Patrick McCaffery, 7				
Feb. 6	Minnesota	W, 71-59	14,558	Keegan Murray, 24	Keegan Murray, 15				
Feb. 10	at Maryland	W, 110-87	12,649	Ke. Murray/Bohannon, 30	Rebraca/Keegan Murray, 7				
Feb. 13	Nebraska	W, 98-75	13,772	Keegan Murray, 37	Payton Sandfort, 8				
Feb. 17	Michigan	L, 79-84	13,048	Keegan Murray, 23	Keegan Murray, 7				
Feb. 19	at #18 Ohio State	W, 75-62	15,876	Keegan Murray, 24	Kris Murray, 8				
Feb. 22	Michigan State	W, 86-60	14,634	Keegan Murray, 28	Filip Rebraca, 7				
Feb. 25	at Nebraska	W, 88-78	15,960	Tony Perkins, 20	Keegan Murray, 11				
Feb. 28	Northwestern	W, 82-61	13,231	Keegan Murray, 26	Keegan Murray, 18				
March 3	at Michigan	W, 82-71	12,707	Keegan Murray, 23	Keegan Murray, 7				
March 6	at #20 Illinois	L, 74-74	15,544	Keegan Murray, 22	Tony Perkins, 12				
March 10	vs. Northwestern	W, 112-76	14,856	Keegan Murray, 26	Filip Rebraca, 9				
March 11	vs. Rutgers	W, 84-74	15,848	Keegan Murray, 26	Keegan Murray, 8				
March 12	vs. Indiana	W, 80-77	17,762	Keegan Murray, 32	Keegan Murray, 9				
March 13	vs. #9 Purdue	W, 75-66	17,732	Keegan Murray, 19	Keegan Murray, 11				
March 17	vs. Richmond	L, 63-67	16,017	Keegan Murray, 21	Rebraca/Keegan Murray, 9				

^ - Big Ten/ACC Challenge

+ - Iowa Corn Cy-Hawk Series

- Sioux Falls, South Dakota

* - Big Ten Conference Game

% - Big Ten Tournament -- Indianapolis, IN

\$ - NCAA Tournament -- Buffalo, NY





GAME-BY-GAME STATISTICS

Team	Score	FG-A	PCT	3-PT. FG	PCT	FT-FTA	PCT	REB	PF	AST	TO	BLK	STL
at Iowa	106	36-65	.554	15-33	.455	19-22	.864	43	20	24	8	8	6
Longwood	73	26-74	.351	9-32	.281	12-16	.750	38	22	17	12	0	5
at Iowa	89	34-65	.523	4-16	.250	17-22	.773	39	11	18	8	5	11
Kansas City	57	23-56	.411	7-22	.318	4-6	.667	27	22	12	17	2	4
at Iowa	86	23-61	.377	5-23	.217	35-41	.854	44	14	15	8	4	5
N.C. Central	69	28-59	.475	5-15	.333	8-12	.667	31	30	11	15	3	5
at Iowa	108	38-73	.521	20-44	.455	12-16	.750	44	14	28	10	2	7
Alabama State	82	29-59	.492	11-24	.458	13-19	.684	27	17	17	14	2	8
at Iowa	109	38-72	.528	12-26	.462	21-23	.913	37	9	20	7	6	15
Western Michigan	61	24-63	.381	6-26	.231	7-7	1.000	38	17	14	24	2	6
at Iowa	85	32-66	.485	6-19	.316	15-19	.789	43	12	15	13	4	11
Portland State	51	20-65	.308	4-27	.148	7-9	.778	39	17	10	23	2	8
Iowa	75	30-56	.536	10-21	.476	5-10	.500	30	10	12	4	3	2
at Virginia	74	30-57	.526	9-18	.500	5-9	.556	29	12	16	5	2	0
Iowa	70	25-62	.403	5-21	.238	15-22	.682	30	29	12	9	0	6
at #2 Purdue	77	21-50	.420	8-19	.421	27-37	.730	42	18	14	17	2	5
at Iowa	83	31-69	.449	8-22	.364	13-19	.684	23	21	16	4	5	9
Illinois	87	26-59	.441	11-25	.440	24-28	.857	52	19	16	18	0	4
Iowa	53	17-63	.270	5-27	.185	14-15	.933	32	18	10	12	6	7
at #17 Iowa State	73	27-62	.435	8-25	.320	11-17	.647	50	16	18	16	4	5
Iowa	94	35-64	.547	8-26	.308	16-21	.762	35	21	21	9	4	11
vs. Utah State	75	25-51	.490	8-23	.348	17-24	.708	23	19	18	14	1	4
at Iowa	93	32-68	.471	11-33	.333	18-25	.720	50	15	21	11	3	7
SE Louisiana	62	22-60	.367	8-22	.364	10-17	.588	32	19	15	15	2	4
at Iowa	92	34-63	.540	6-15	.400	18-20	.900	41	12	15	12	8	5
Western Illinois	71	30-72	.417	5-30	.167	6-6	1.000	31	16	4	9	0	6
at Iowa	80	30-61	.492	8-20	.400	12-19	.632	34	15	17	7	4	6
Maryland	75	28-61	.459	9-25	.360	10-17	.588	38	20	11	9	1	6
Iowa	78	30-61	.492	7-20	.350	11-19	.579	26	22	19	8	7	4
at #23 Wisconsin	87	33-66	.500	5-17	.294	16-23	.696	43	20	15	8	1	6
at Iowa	83	28-63	.444	6-18	.333	21-25	.840	35	22	9	12	7	15
Indiana	74	27-53	.509	7-22	.318	13-21	.619	31	21	17	23	5	4
Iowa	81	33-68	.485	5-22	.227	10-16	.625	40	14	18	8	5	10
at Minnesota	71	28-55	.509	6-16	.375	9-14	.643	31	18	12	14	2	5
Iowa	46	17-61	.279	6-27	.222	6-11	.545	38	16	8	10	5	8
at Rutgers	48	18-58	.310	2-13	.154	10-13	.769	49	15	13	15	10	7
at Iowa	68	22-54	.407	10-32	.313	14-18	.778	37	13	15	10	5	9
Penn State	51	17-51	.333	7-25	.280	10-13	.769	34	18	10	17	1	4
at Iowa	73	24-64	.375	8-27	.296	17-18	.944	31	20	10	9	2	8
#6 Purdue	83	30-49	.612	13-22	.591	10-22	.455	36	17	21	15	2	7
Iowa	86	27-77	.351	11-31	.355	21-28	.750	43	22	17	8	3	7
at Penn State (2 OT)	90	33-74	.446	6-27	.222	18-24	.750	53	23	12	12	2	6
at Iowa	71	29-65	.446	9-23	.391	4-9	.444	38	10	12	6	6	7
Minnesota	59	22-61	.361	9-23	.391	6-9	.667	40	9	9	12	4	4
Iowa	110	39-65	.600	19-34	.559	13-21	.619	37	13	22	9	3	8
at Maryland	87	31-65	.477	14-26	.538	11-13	.846	28	16	14	12	2	6
at Iowa	98	39-76	.513	10-28	.357	10-12	.833	41	16	19	9	4	10
Nebraska	75	27-62	.435	7-25	.280	14-16	.875	35	15	18	15	2	5
at Iowa	79	31-70	.443	4-18	.222	13-20	.650	37	18	16	11	5	3
Michigan	84	31-62	.500	4-20	.200	18-23	.783	40	17	21	11	4	7
Iowa	75	27-64	.422	6-21	.286	15-21	.714	40	20	12	8	3	3
at #18 Ohio State	62	23-49	.469	2-11	.182	14-21	.667	31	17	7	14	7	7
at Iowa	86	28-65	.431	12-28	.429	18-20	.900	44	12	15	8	4	6
Michigan State	60	25-71	.352	8-26	.308	2-4	.500	43	17	18	12	3	5
Iowa	88	31-62	.500	9-22	.409	17-24	.708	35	13	12	10	4	1
at Nebraska	78	29-56	.518	8-18	.444	12-15	.800	29	20	14	10	4	5
at Iowa	82	27-69	.391	13-35	.371	15-21	.714	50	18	16	11	3	10
Northwestern	61	21-56	.375	8-25	.320	11-18	.611	35	20	13	15	5	7
Iowa	82	30-57	.526	11-19	.579	11-12	.917	29	13	11	9	6	10
at Michigan	71	30-60	.500	7-19	.368	4-8	.500	31	11	16	13	6	4
Iowa	72	27-62	.435	8-21	.381	10-22	.455	38	19	13	10	4	5
at #20 Illinois	74	26-62	.419	8-22	.364	14-18	.778	41	19	16	12	5	2
Iowa (BTT)	112	43-70	.614	19-29	.655	7-12	.583	45	17	25	15	5	5
vs. Northwestern	76	31-68	.456	9-21	.429	5-10	.500	18	11	15	8	5	4
Iowa (BTT)	84	26-53	.491	7-22	.318	25-27	.926	34	14	15	11	4	3
vs. Rutgers	74	29-65	.446	6-21	.286	10-14	.714	28	24	15	5	2	7
Iowa (BTT)	80	28-61	.459	14-32	.438	10-12	.833	30	17	20	11	3	6
vs. Indiana	77	30-63	.476	5-19	.263	12-14	.857	36	15	22	10	4	9
Iowa (BTT)	75	26-61	.426	8-28	.286	15-23	.652	30	17	15	6	3	13
vs. #9 Purdue	66	25-59	.424	5-20	.250	11-17	.647	48	22	13	17	2	4
Iowa (NCAA)	63	24-66	.364	6-29	.207	9-12	.750	40	18	14	11	3	5
vs. Richmond	67	24-57	.421	5-17	.294	14-16	.875	36	14	14	12	3	4





SEASON & CAREER BESTS/THE LAST TIME...

Season Bests

Player	Points	3-Pointers	Rebounds	Assists	Blocks	Steals
Austin Ash	8, Portland St	2, twice	3, Michigan St	3, Northwestern	---	---
Jordan Bohannon	30, Maryland	10, Maryland	4, Nebraska	5, twice	---	3, twice
Carter Kingsbury	---	---	---	---	---	---
Luc Laketa	3, three times	1, three times	1, twice	1, SE Louisiana	---	1, twice
Connor McCaffery	17, Northwestern	5, Northwestern	8, SE Louisiana	7, Portland St	---	3, Penn State
Patrick McCaffery	18, twice	4, Richmond	7, three times	4, three times	2, twice	3, Indiana
Riley Mulvey	8, W. Michigan	---	5, Alabama St	1, twice	3, Northwestern	1, Kansas City
Keegan Murray	37, Nebraska	8, Indiana	21, N.C. Central	4, Alabama St	5, Longwood	3, five times
Kris Murray	29, Indiana	3, four times	11, Indiana	3, Penn State	3, Indiana	3, Indiana
Josh Ogundele	7, Purdue	---	5, twice	---	2, Illinois	2, Portland St
Tony Perkins	20, Nebraska	2, six times	12, Illinois	6, Northwestern	1, three times	5, Northwestern
Filip Rebraca	13, Maryland	1, Alabama St	13, Kansas City	4, Northwestern	2, six times	3, Minnesota
Payton Sandfort	21, Alabama St	5, twice	8, Nebraska	2, five times	1, four times	1, four times
Joe Toussaint	11, Alabama St	2, Alabama St	5, three times	11, Alabama St	---	4, twice
Ahron Ulis	12, N.C. Central	1, four times	5, twice	8, W. Michigan	---	3, Illinois

Career Bests

Player	Points	3-Pointers	Rebounds	Assists	Blocks	Steals
Austin Ash	9, Savannah St., '18	3, Savannah St., '18	3, Michigan St, '22	3, Northwestern	---	2, Indiana
Jordan Bohannon	30, twice	10, Maryland, '22	7, twice	14, Minnesota, '21	1, Nebraska '17	6, Pitt, '18
Carter Kingsbury	---	---	---	---	---	---
Luc Laketa	3, three times	1, three times	1, twice	1, SE Louisiana	---	1, twice
Connor McCaffery	19, UConn, '18	5, N'Western, '22	13, Michigan, '20	10, Maryland, '21	1, seven times	3, seven times
Patrick McCaffery	19, Nebraska, '21	4, Richmond, '22	7, three times	4, three times	2, four times	3, Indiana
Riley Mulvey	8, W. Michigan, '21	---	5, Alabama St, '21	1, twice	3, N'Western, '22	1, Kansas City, '21
Keegan Murray	37, Nebraska, '22	8, Indiana, '22	21, N.C. Central, '21	4, Alabama St, '21	5, Longwood, '21	3, six times
Kris Murray	29, Indiana, '22	3, four times	11, Indiana, '22	3, Penn State, '22	3, Indiana, '22	3, Indiana, '22
Josh Ogundele	7, Purdue, '21	---	5, twice	---	2, Illinois '21	2, Portland St, '21
Tony Perkins	20, Nebraska, '22	2, six times	12, Illinois, '22	6, N'Western, '22	1, four times	5, N'Western, '22
Filip Rebraca	26, South Dakota, '20	2, eight times	16, Denver, '20	5, twice	8, Milwaukee, '19	4, Oral Roberts, '19
Payton Sandfort	21, Alabama St, '21	5, twice	8, Nebraska, '22	2, five times	1, four times	1, four times
Joe Toussaint	18, Penn State, '20	2, four times	8, Cal Poly, '19	11, Alabama St, '21	1, W. Illinois, '20	6, Maryland, '21
Ahron Ulis	12, N.C. Central, '21	1, four times	5, twice	8, W. Michigan, '21	1, Oregon, '21	3, Illinois, '21

The Last Time a Player . . .

Had 30 or more points

Iowa -- 32, Keegan Murray vs. Indiana, 3/12/22
Opponent -- 31, Trayce Jackson-Davis, Indiana, 3/12/22

Made at least 90% of his FGA (10 att.)

Iowa -- .928 (13-14), Luka Garza vs. Iowa State, 12/11/20
Opponent -- .900 (9-10), Mike Watkins, Penn State, 2/3/18

Made 100% of his FTA (10 att.)

Iowa -- 1.000 (10-10), Jordan Bohannon vs. Nebraska 1/6/19
Opponent -- 1.000 (12-12), Bonzie Colson, Notre Dame, 11/29/16

Had 15 or more rebounds

Iowa -- 18, Keegan Murray vs. Northwestern, 2/28/22
Opponent -- 18, Kofi Cockburn, Illinois, 12/6/21

Had 10 or more assists

Iowa -- 11, Joe Toussaint vs. Alabama State, 11/18/21
Opponent -- 10, Cam Mack, Nebraska, 1/7/20

Had 5 or more blocks

Iowa -- 5, Keegan Murray vs. Longwood, 11/9/21
Opponent -- 6, E. J. Liddell, Ohio State, 2/19/22

Had 5 or more steals

Iowa -- 5, Tony Perkins vs. Northwestern, 2/28/22
Opponent -- 5, Chris McNeal, Cincinnati, 12/21/19

The Last Time a Team . . .

Scored 100 or more points

Iowa -- 112 vs. Northwestern, 3/10/22
Opponent -- 102 by Minnesota, 12/25/20

Scored 40 or fewer points

Iowa -- 40 at Wisconsin, 3/3/10
Opponent -- 39 by UNC Wilmington, 11/8/13

Won an overtime game

Iowa -- 76-70 (OT) at Indiana, 2/22/19
Opponent -- 90-86 (2 OT) by Penn State, 1/31/22

Made at least 60% of its FGA (20 att.)

Iowa -- .614 (43-70) vs. Northwestern, 3/10/22
Opponent -- .612 (30-49) by Purdue, 1/27/22

Made at least 50% of its 3-pt. FGA (8 att.)

Iowa -- .655 (19-29) vs. Northwestern, 3/10/22
Opponent -- .538 (14-26) by Maryland, 2/10/22

Made at least 90% of its FTA (10 att.)

Iowa -- .926 (25-27) vs. Rutgers, 3/11/22
Opponent -- .947 (18-19) by San Diego State, 11/29/19





SEASON HIGHS & LOWS/SPECIALITY STATS

CATEGORY

Points	High	112	Northwestern	90	Penn State
	Low	46	Rutgers	48	Rutgers
FG Made	High	43	Northwestern	33	Wisconsin/Penn State
	Low	17	Iowa State/Rutgers	17	Penn State
FG Att.	High	77	Penn State	74	Longwood/Penn State
	Low	54	Penn State	49	Ohio State
FG%	High	.614	Northwestern	.612	Purdue
	Low	.270	N.C. Central	.308	Portland State
3-FG Made	High	20	Alabama State	14	Maryland
	Low	4	Kansas City/Michigan	2	Rutgers/Ohio State
3-FG Att.	High	44	Alabama State	32	Longwood
	Low	16	Kansas City	11	Ohio State
3-FG%	High	.655	Northwestern	.591	Purdue
	Low	.185	Iowa State	.148	Portland State
FTM	High	35	N.C. Central	27	Purdue
	Low	4	Minnesota	2	Michigan State
FTA	High	41	N.C. Central	37	Purdue
	Low	9	Minnesota	4	Michigan State
FT% (min. 10)	High	.944	Purdue	.875	Nebraska
	Low	.444	Minnesota	.455	Purdue
Off. Reb.	High	20	Ohio State	21	Iowa State
	Low	6	Purdue/Wisconsin	2	Utah State
Def. Reb.	High	37	SE Louisiana	38	Rutgers/Penn State
	Low	14	Illinois	9	Northwestern
Total Reb.	High	50	SE Louisiana/Northwestern	53	Penn State
	Low	23	Illinois	18	Northwestern
Assists	High	28	Alabama State	22	Indiana
	Low	8	Rutgers	4	Western Illinois
Steals	High	15	Western Michigan/Indiana	9	Indiana
	Low	2	Virginia	0	Virginia
Blocks	High	8	Longwood/Western Illinois	10	Rutgers
	Low	0	Purdue	0	Illinois/Western Illinois
Turnovers	High	15	Northwestern	24	Western Michigan
	Low	4	Virginia/Illinois	5	Virginia/Rutgers
Fouls	High	29	Purdue	30	N.C. Central
	Low	9	Western Michigan	9	Minnesota

GAME-BY-GAME SPECIALTY STATS

Date	Opponent	Pts. Off TO's	Pts. in Paint	2nd Chance	Bench Points
11/9	Longwood	17	36	17	42
11/12	Kansas City	25	58	11	28
11/16	N.C. Central	16	34	15	27
11/18	Alabama State	18	30	23	51
11/22	Western Michigan	36	50	14	63
11/26	Portland State	23	46	17	36
11/29	Virginia	5	30	13	12
12/3	at #2 Purdue	20	34	4	29
12/6	Illinois	26	42	11	43
12/9	at #17 Iowa State	11	20	10	13
12/18	vs. Utah State	18	48	6	25
12/21	SE Louisiana	19	42	14	34
12/29	Western Illinois	9	54	12	32
1/3	Maryland	14	40	17	10
1/6	at #23 Wisconsin	8	38	14	21
1/13	Indiana	34	42	16	46
1/16	at Minnesota	12	52	17	12
1/19	at Rutgers	6	22	8	0
1/22	Penn State	12	12	12	19
1/27	#6 Purdue	18	26	14	32
1/31	at Penn State	8	28	19	36
2/6	Minnesota	21	34	6	17
2/10	at Maryland	19	40	19	33
2/13	Nebraska	24	50	14	34
2/17	Michigan	9	42	14	16
2/19	at #18 Ohio State	16	36	18	25
2/22	Michigan State	13	22	14	33
2/25	at Nebraska	12	38	19	25
2/28	Northwestern	12	26	18	14
3/2	at Michigan	11	36	11	19
3/6	at #20 Illinois	9	36	8	27
3/10	vs. Northwestern	10	38	16	43
3/11	vs. Rutgers	6	36	9	18
3/12	vs. Indiana	13	24	9	12
3/12	vs. #9 Purdue	14	28	9	29
3/17	vs. Richmond	14	30	7	7
AVG.		15.5	36.1	13.2	27.3

IOWA AND OPPONENT INDIVIDUAL HIGH PERFORMANCES

CATEGORY

Points	37	Keegan Murray (Nebraska)	31	Trayce Jackson-Davis (Indiana)
Field Goals Made	15 (15-21)	Keegan Murray (Nebraska)	15 (15-21)	Trayce Jackson-Davis (Indiana)
Field Goals Attempted	23 (9-23)	Keegan Murray (Michigan)	21 (15-21)	Trayce Jackson-Davis (Indiana)
Field Goal Percentage (min. 5 made)	.857 (12-14)	Keegan Murray (at Maryland)	.889 (8-9)	Leslie Nkerekwem (Longwood)
3-Point Field Goals Made	10 (10-16)	Jordan Bohannon (at Maryland)	5	Norman (WMU)/Ayala (Maryland)/Berry (NW)
3-Point Field Goals Attempted	16 (10-16)	Jordan Bohannon (at Maryland)	12 (5-12)	Lamar Norman, Jr. (Western Michigan)
3-Point Field Goals Pct. (min. 5 made)	.833 (5-6)	Keegan Murray (Maryland)	.556 (5-9)	Eric Ayala (Maryland)
Free Throws Made	9 (9-10/9-9)	Ke. Murray (NCCU)/Kr. Murray (Purdue)	9 (9-10)	Tyler Burton (Richmond)
Free Throws Attempted	10 (9-10)	Keegan Murray (N.C. Central)	11 (7-11)	John Harrar (Penn State)
Free Throw Pct. (min. 7 made)	1.000 (9-9)	Kris Murray (Purdue)	1.000 (8-8)	Xavier Johnson (Indiana)
Offensive Rebounds	9	Keegan Murray (N.C. Central)	11	James Jean-Marie (Portland State)
Defensive Rebounds	14	Keegan Murray (Northwestern)	17	Trevion Williams (Purdue)
Total Rebounds	21	Keegan Murray (N.C. Central)	18	Williams (Purdue)/Cockburn (Illinois)
Assists	11	Joe Toussaint (Alabama State)	9	Mulcahy (Rutgers)/Johnson (Indiana)
Steals	5	Tony Perkins (Northwestern)	4	Jones (Michigan)/Verge Jr. (Nebraska)
Blocks	5	Keegan Murray (Longwood)	5	Jackson-Davis (Indiana)/Liddell (Ohio State)
Turnovers	4	Jordan Bohannon (vs. Rutgers)	6	Lamar Norman, Jr. (Western Michigan)





2021-22 IOWA RECORD WHEN...

When playing at home:	15-3	When leading at the half:	22-4	When wearing White:	10-1
When playing on the road:	6-6	When trailing at the half:	4-6	When wearing Black:	4-5
When playing on a neutral court:	5-1	When tied at the half:	0-0	When wearing Gold:	10-2
				When wearing Gray:	2-2
When Iowa scores 100 points or more:	5-0	Iowa field goal percentage at home:	556-1189		.468
When Iowa scores 90-99 points:	4-0	Iowa field goal percentage on road:	515-1133		.455
When Iowa scores 80-89 points:	12-2	Iowa 3-point percentage at home:	167-460		.363
When Iowa scores 70-79 points:	4-5	Iowa 3-point percentage on road:	164-452		.363
When Iowa scores under 70 points:	1-3	Iowa free throw percentage at home:	292-369		.791
		Iowa free throw percentage on road:	230-328		.701
When opponent scores 100 points or more:	0-0	On Sunday:	4-1		
When opponent scores 90-99 points:	0-1	On Monday:	4-2		
When opponent scores 80-89 points:	2-4	On Tuesday:	4-0		
When opponent scores 70-79 points:	13-3	On Wednesday:	1-1		
When opponent scores 60-69 points:	7-1	On Thursday:	5-5		
When opponent scores fewer than 60 points:	4-1	On Friday:	4-1		
		On Saturday:	4-0		
When Iowa shoots at least 50% from the field:	12-0	On BTN:	13-3		
When Iowa shoots less than 50% from the field:	14-10	On CBS:	2-0		
When opponent shoots at least 50% from the field:	5-3	On ESPN:	1-1		
When opponent shoots less than 50% from the field:	21-7	On ESPN2:	2-1		
When Iowa has higher FG% than opponent:	20-2	On ESPNU:	0-0		
When opponent has higher FG%:	6-8	On B1G+:	3-0		
When FG% is equal:	0-0	On FS1:	4-4		
		On CBS SN:	0-0		
When Iowa outrebounds opponent:	20-1	On NBC SN:	0-0		
When opponent has more rebounds:	6-9	On FOX:	1-0		
When rebounds are equal:	0-0	On TruTV:	0-1		
When Iowa shoots at least 80% from the line:	11-2	Most Points, First Half: 64 vs. Northwestern			
When Iowa shoots less than 80% from the line:	16-8	Fewest Points, First Half: 26 at Purdue/Iowa State			
When opponent shoots at least 80% from the line:	7-2	Most Points Allowed, First Half: 48 vs. Indiana/Purdue			
When opponent shoots less than 80% from the line:	20-8	Fewest Points Allowed, First Half: 17 vs. Northwestern			
When Iowa shoots more free throws than opponent:	20-2	Most Points, Second Half: 60 vs. Western Michigan			
When opponent shoots more free throws:	4-8	Fewest Points, Second Half: 19 at Rutgers			
When free throws attempts are equal:	2-0	Most Points Allowed, Second Half: 50 vs. Nebraska			
When Iowa has higher FT% than opponent:	17-3	Fewest Points Allowed, Second Half: 21 vs. Minnesota			
When opponent has higher FT%:	9-7	Largest Halftime Advantage: 33 vs. Northwestern			
When FT% is equal:	0-0	Largest Halftime Deficit: 15 vs. Purdue			
When Iowa shoots at least 50% from 3-point range:	3-0				
When Iowa shoots less than 50% from 3-point range:	23-10				
When opponent shoots at least 50% from 3-point range:	2-1				
When opponent shoots less than 50% from 3-point range:	24-9				
When Iowa has a higher 3-point FG% than opponent:	17-5				
When opponent has a higher 3-point FG%:	8-5				
When 3-point FG% is equal:	1-0				
When Iowa has more assists than opponent:	19-2				
When opponent has more assists:	6-6				
When assists are equal:	1-2				
When Iowa has fewer turnovers than opponent:	21-8				
When opponent has fewer turnovers:	4-0				
When turnovers are equal:	1-2				
When Iowa has more steals than opponent:	18-8				
When opponent has more steals:	6-2				
When steals are equal:	2-0				





UNDER McCAFFERY... IOWA RECORD WHEN...

When playing at home:	162-47	When leading at the half:	200-43	When wearing White:	146-43
When playing on the road:	49-79	When trailing at the half:	34-114	When wearing Black:	58-98
When playing on a neutral court:	31-34	When tied at the half:	7-4	When wearing Gold:	32-14
				When wearing Gray:	6-6
When Iowa scores 100 points or more:	18-0	Iowa field goal percentage at home:	5749-12386		.464
When Iowa scores 90-99 points:	42-8	Iowa field goal percentage on road:	4963-11375		.436
When Iowa scores 80-89 points:	74-20	Iowa 3-point percentage at home:	1537-4211		.365
When Iowa scores 70-79 points:	76-50	Iowa 3-point percentage on road:	1323-3821		.346
When Iowa scores under 70 points:	32-84	Iowa free throw percentage at home:	3595-4969		.723
		Iowa free throw percentage on road:	2670-3626		.736
When opponent scores 100 points or more:	0-7	On Sunday:	46-26		
When opponent scores 90-99 points:	3-26	On Monday:	16-9		
When opponent scores 80-89 points:	15-47	On Tuesday:	35-23		
When opponent scores 70-79 points:	70-52	On Wednesday:	22-22		
When opponent scores 60-69 points:	79-27	On Thursday:	37-39		
When opponent scores fewer than 60 points:	75-3	On Friday:	33-16		
		On Saturday:	49-25		
When Iowa shoots at least 50% from the field:	88-16	On BTN:	103-78		
When Iowa shoots less than 50% from the field:	154-146	On CBS:	6-6		
When opponent shoots at least 50% from the field:	11-66	On ESPN:	15-20		
When opponent shoots less than 50% from the field:	89-96	On ESPN2:	21-18		
When Iowa has higher FG% than opponent:	84-28	On ESPNU:	17-9		
When opponent has higher FG%:	33-131	On FS1:	19-13		
When FG% is equal:	2-2	On FOX:	3-1		
		On CBS SN:	1-3		
When Iowa outrebounds opponent:	179-59	On NBC SN:	2-1		
When opponent has more rebounds:	57-93	truTV:	1-1		
When rebounds are equal:	7-10				
When Iowa shoots at least 80% from the line:	64-34	Most Points, First Half: 68 vs. Alabama State, '18			
When Iowa shoots less than 80% from the line:	178-126	Fewest Points, First Half: 14 vs. Indiana, '13			
When opponent shoots at least 80% from the line:	47-38	Most Points Allowed, First Half: 61 at Purdue, '20			
When opponent shoots less than 80% from the line:	197-123	Fewest Points Allowed, First Half: 12 vs. UNC Wilmington, '13			
When Iowa shoots more free throws than opponent:	199-68	Most Points, Second Half: 63 at Minnesota, '18			
When opponent shoots more free throws:	32-89	Fewest Points, Second Half: 15 vs. Northern Iowa, '14			
When free throws attempts are equal:	10-5	Most Points Allowed, Second Half: 61 at Oregon, '12			
When Iowa has higher FT% than opponent:	159-68	Fewest Points Allowed, Second Half: 16 vs. UNI, '10			
When opponent has higher FT%:	80-91	Largest Halftime Advantage: 37 vs. Arkansas-Pine Bluff, '13			
When FT% is equal:	3-3	Largest Halftime Deficit: 31 vs. Purdue, '18			
When Iowa shoots at least 50% from 3-point range:	35-10				
When Iowa shoots less than 50% from 3-point range:	206-153				
When opponent shoots at least 50% from 3-point range:	5-29				
When opponent shoots less than 50% from 3-point range:	238-133				
When Iowa has a higher 3-point FG% than opponent:	174-51				
When opponent has a higher 3-point FG%:	61-112				
When 3-point FG% is equal:	1-2				
When Iowa has more assists than opponent:	180-39				
When opponent has more assists:	52-108				
When assists are equal:	10-14				
When Iowa has fewer turnovers than opponent:	158-59				
When opponent has fewer turnovers:	69-87				
When turnovers are equal:	16-16				
When Iowa has more steals than opponent:	145-53				
When opponent has more steals:	73-93				
When steals are equal:	24-15				





IOWA SUPERLATIVES UNDER McCAFFERY

TEAM

Most Points Scored

1. 116 -- Savannah State (11/13/16)
2. **112 -- Northwestern (3/10/22)**
3. 111 -- SIU Edwardsville (11/26/10)
4. **110 -- Maryland (2/10/22)**
- 110 -- Savannah State (12/22/18)
6. **109 -- Western Michigan (11/22/21)**
- 109 -- Md. Eastern Shore (11/14/13)
8. **108 -- Alabama State (11/18/21)**
9. **106 -- Longwood (11/9/21)**
- 106 -- Northern Illinois (12/13/20)

Fewest Points Allowed

1. 36 -- Howard (11/15/12)
2. 39 -- UNC Wilmington (11/8/13)
- 39 -- Northern Iowa (12/7/10)
4. 40 -- Louisiana Monroe (11/16/10)
5. 41 -- Abilene Christian (11/17/13)

Field Goals Made

1. **43 -- Northwestern (3/10/22)**
- 42 -- Savannah State (11/13/16)
- 42 -- Central Arkansas (12/19/11)
4. 41 -- Northern Illinois (12/13/20)
5. 40 -- Coppin State (11/15/15)
6. **39 -- Nebraska (2/13/22)**
- 39 -- Maryland (2/10/22)**
- 39 -- Savannah State (12/22/18)
- 39 -- Kennesaw State (12/29/19)

Field Goals Attempted

1. 87 -- Savannah State (11/13/16)
2. 79 -- Oregon (3/18/12)
3. 78 -- Minnesota (12/25/20)
4. **77 -- Penn State (1/31/22)**
5. 77 -- Nebraska (1/7/20)
- 77 -- Nebraska (1/5/17)

Field Goal Percentage (20 Made)

1. .680 -- Illinois (1/20/19)
2. .643 -- Maryland (2/8/15)
3. .630 -- Indiana (1/29/12)
4. .627 -- Michigan (2/5/15)
5. .623 -- Abilene Christian (11/17/13)

3-Point Field Goals Made

1. **20 -- Alabama State (11/18/21) ***
2. **19 -- Northwestern (3/10/22)**
- 19 -- Maryland (2/10/22)**
- 19 -- Savannah State (12/22/18)
5. 18 -- Savannah State (11/13/16)
6. 17 -- North Carolina (12/8/20)

3-Point Field Goals Attempted

1. **44 -- Alabama State (11/18/21) ***
2. 43 -- Nebraska (3/4/21)
- 43 -- Savannah State (11/13/16)
4. 42 -- Savannah State (12/22/18)
5. 40 -- North Carolina (12/8/20)
6. 36 -- Iowa State (12/7/17)

3-Point FG Percentage (10 Made)

1. .714 (15-21) Illinois (1/20/19)
2. **.655 (19-29) Northwestern (3/10/22)**
3. .632 (12-19) Wisconsin (2/18/21)
4. .619 (13-21) Northern Illinois (11/17/11)
5. .615 (16-26) Maryland (2/25/17)

Free Throws Made

1. 39 -- Indiana (2/21/17)
2. 38 -- Omaha (11/10/13)
3. **35 -- NC Central (11/16/21)**
4. 34 -- Green Bay (11/11/18)
- 34 -- Illinois (2/28/18)
6. 33 -- Illinois (1/11/18)

Free Throws Attempted

1. 49 -- Omaha (11/10/13)
2. 47 -- Indiana (2/21/17)
3. 45 -- Green Bay (11/11/18)
4. 43 -- UM Eastern Shore (11/14/13)
- 43 -- Michigan State (1/28/14)
6. **41 -- NC Central (11/16/21)**
- 41 -- Illinois (2/28/18)

Free Throw Percentage (10 Made)

1. 1.000 (15-15) Illinois (3/8/20)
- 1.000 (15-15) Virginia (3/27/13)
3. 1.000 (13-13) Purdue (12/28/16)
4. **.944 (17-18) Purdue (1/27/22)**
5. **.933 (14-15) Iowa State (12/9/21)**
6. .929 (26-28) North Florida (12/22/14)
7. **.926 (25-27) Rutgers (3/11/22)**
- .926 (25-27) Penn State (2/28/15)
9. .923 (12-13) Iowa State (12/12/14)

Most Rebounds

1. 57 -- Western Illinois (12/3/20)
- 57 -- Md. Eastern Shore (11/14/13)
3. 56 -- UNC Wilmington (11/8/13)
- 56 -- Brown (12/3/11)
- 56 -- SC State (12/19/12)
6. 55 -- Minnesota (12/25/20)

Most Assists

1. 34 -- Northern Illinois (12/29/17)
2. 33 -- Savannah State (11/13/16)
3. 32 -- Central Arkansas (12/19/11)
4. 31 -- Coppin State (11/15/15)
5. 30 -- Savannah State (12/22/18)

Most Steals

1. 19 -- SIU Edwardsville (11/26/10)
2. 16 -- UMBEC (12/6/14)
3. **15 -- Indiana (1/13/22)**
- 15 -- Western Michigan (11/22/21)**
- 15 -- Rutgers (1/31/17)
6. 14 -- Kennesaw State (12/29/19)
- 14 -- Maryland (1/19/17)
- 14 -- Marquette (11/19/15)
- 14 -- Penn (11/22/13)
- 14 -- Idaho St (12/4/10)
- 14 -- Chicago St (11/11/11)

Most Blocked Shots

1. 14 -- Drake (12/19/15) *
2. 13 -- Illinois (3/5/13)
3. 12 -- UNC Wilmington (11/8/13)
- 12 -- Northern Illinois (11/26/14)
5. 11 -- Michigan State (12/29/15)
6. 10 -- Penn State (2/15/14)
- 10 -- UT-Pan American (11/9/12)

Fewest Turnovers

1. 3 -- Temple (3/18/16)
- 3 -- Drake (12/19/15)
3. **4 -- Illinois (12/6/21)**
- 4 -- Virginia (11/29/21)**
- 4 -- Michigan (1/17/16)
- 4 -- Northwestern (2/15/15)

* -- denotes school record

INDIVIDUAL

Most Points:

1. 44 -- Luka Garza at Michigan (12/6/19)
2. 42 -- Peter Jok vs. Memphis (11/26/16)
3. 41 -- Luka Garza vs. Southern (11/27/20)
4. 38 -- Luka Garza at Indiana (2/13/20)
5. **37 -- Keegan Murray vs. Nebraska (2/13/22)**
- 36 -- Luka Garza vs. Oregon (3/22/21)
7. **35 -- Keegan Murray vs. Maryland (1/3/22)**
- 35 -- Keegan Murray vs. Utah State (12/18/21)**
- 35 -- Luka Garza vs. Western Illinois (12/3/20)
- 35 -- Peter Jok vs. Indiana (2/21/17)

Field Goals Made

1. 17 -- Luka Garza at Michigan (12/6/19)
2. **15 -- Keegan Murray vs. Nebraska (2/13/22)**
3. **14 -- Keegan Murray vs. Maryland (1/3/22)**
- 14 -- Luka Garza vs. Oregon (3/22/21)
- 14 -- Luka Garza vs. Southern (11/27/20)
- 14 -- Luka Garza at Indiana (2/13/20)
7. **13 -- Keegan Murray vs. W. Illinois (12/29/21)**
- 13 -- Keegan Murray vs. Utah State (12/18/21)**
- 13 -- Luka Garza vs. Minnesota (1/10/21)
- 13 -- Luka Garza vs. Iowa State (12/11/20)
- 13 -- Luka Garza vs. Western Illinois (12/3/20)
- 13 -- Luka Garza vs. Penn State (1/4/20)

Field Goals Attempted

1. 32 -- Luka Garza at Michigan (12/6/19)
2. 28 -- Luka Garza vs. Penn State (2/29/20)
3. 27 -- Luka Garza at Minnesota (12/25/20)
- 24 -- Devyn Marble vs. Wisconsin (1/5/14)
- 24 -- Peter Jok vs. Nebraska (1/5/17)

3-Point FG Made

1. **10 -- Jordan Bohannon at Maryland (2/10/22) ***
- 8 -- Jordan Bohannon vs. Nebraska (3/4/21)
- 8 -- Peter Jok vs. Memphis (11/26/16)
- 8 -- Jordan Bohannon vs. Maryland (2/25/17)
- 7 -- Jordan Bohannon vs. N. Carolina (12/8/20)
- 7 -- Jordan Bohannon vs. N'western (2/25/18)
- 7 -- Jordan Bohannon vs Notre Dame (11/29/16)
- 7 -- Jordan Bohannon vs TCU (3/19/17)
- 7 -- Devyn Marble vs Oregon (3/18/12)
- 7 -- Matt Gatens vs Wisconsin (2/23/12)
- 7 -- Matt Gatens vs Indiana (2/19/12)

3-Point Field Goals Attempted

1. **16 -- Jordan Bohannon at Maryland (2/10/22)**
- 16 -- Jordan Bohannon vs. N. Carolina (12/8/20)
3. 15 -- Jordan Bohannon at Notre Dame (12/3/16)
- 14 -- Jordan Bohannon at Syracuse (12/3/19)
- 14 -- Jordan Bohannon vs. Savannah St. (12/22/18)
- 14 -- Jordan Bohannon vs. N'western (2/25/18)
7. **12 -- Payton Sandfort vs. Alabama St (11/18/21)**
- 12 -- Jordan Bohannon vs. Nebraska (3/4/21)
- 12 -- Jordan Bohannon at Illinois (1/11/18)
- 12 -- Jordan Bohannon vs. Omaha (12/3/16)

Free Throws Made

1. 22 -- Peter Jok vs. Indiana (2/21/17) *
2. 14 -- Roy Devyn Marble vs. UNI (12/15/12)
- 14 -- Aaron White vs. Texas (11/20/14)
4. 13 -- Tyler Cook vs. UAB (11/22/17)
- 13 -- Aaron White vs. Wisconsin (1/19/13)

Most Rebounds:

1. **21 -- Keegan Murray vs. N.C. Central (11/16/21)**
2. **18 -- Keegan Murray vs. N'western (2/28/22)**
- 18 -- Luka Garza vs. Wisconsin (1/27/20)
- 18 -- Luka Garza at Nebraska (1/7/20)
- 18 -- Adam Woodbury vs. Wisconsin (2/24/16)
6. 17 -- Luka Garza at Minnesota (12/25/20)
- 17 -- Aaron White vs. Iowa State (12/13/13)

Most Assists

1. 13 -- Jordan Bohannon vs. TCU (3/19/17)
- 12 -- Mike Gesell vs. Minnesota (2/14/16)
- 12 -- Mike Gesell vs. Coppin State (11/15/15)
4. **11 -- Joe Toussaint vs. Alabama St (11/18/21)**
- 11 -- Jordan Bohannon vs. Wisconsin (1/23/18)
- 11 -- Jordan Bohannon vs. South Dakota (3/15/17)
- 11 -- Mike Gesell vs. Michigan (3/5/16)
- 11 -- Devyn Marble vs. Wisconsin (2/22/14)
- 11 -- Bryce Cartwright vs. Dayton (3/13/12)
10. 10 -- Connor McCaffery at Maryland (1/7/21)
- 10 -- Jordan Bohannon vs. Minnesota (12/9/19)
- 10 -- Jordan Bohannon vs. Minnesota (1/30/18)
- 10 -- Jordan Bohannon vs. Ohio State (1/4/18)
- 10 -- Jordan Bohannon vs. Indiana (3/9/17)
- 10 -- Mike Gesell vs. Nebraska (1/5/16)
- 10 -- Mike Gesell vs. Tenn. Tech (12/22/15)

Most Steals

1. 7 -- Eric May vs. SIUE (11/26/10)
- 6 -- Joe Toussaint at Maryland (1/7/21)
- 6 -- Jordan Bohannon vs. Pitt (11/27/18)
- 6 -- Roy Devyn Marble vs. Penn (11/22/13)
- 6 -- Eric May at Wake Forest (11/30/10)
- 5 -- Joe Toussaint vs. Kennesaw St (12/29/19)
- 5 -- Nicholas Baer vs. Drake (12/16/17)
- 5 -- Isaiah Moss vs. Indiana (3/9/17)
- 5 -- Jarryd Cole at Mich St (3/2/11)
- 5 -- Matt Gatens vs. Idaho St (12/4/10)
- 5 -- Aaron White vs. North Florida (12/22/14)
- 5 -- Mike Gesell at Penn State (2/28/15)

Most Blocks

1. 7 -- Melsahn Basabe vs. Iowa St (12/10/10)
- 7 -- Gabriel Olaseni vs. Illinois (3/5/13)
3. 6 -- Nicholas Baer at Nebraska (1/5/17)
- 6 -- Jarrod Uthoff vs. Minnesota (2/14/16)
- 6 -- Jarrod Uthoff vs. Michigan State (12/29/15)
- 6 -- Nicholas Baer vs. Drake (12/19/15)
- 6 -- Melsahn Basabe vs. Ohio State (1/4/11)



Game 1 - Iowa 106, Longwood 73

Official Box Score
Longwood vs Iowa
Game Totals -- Final Statistics
November 09, 2021 at Carver-Hawkeye Arena - Iowa City



Longwood 73

No.	Player	S	Pts	FG	3FG	FT	OR	DR	TR	PF	A	TO	Bk	Stl	Min	+
01	WILKINS, ISIAH	G	19	7-13	4-6	1-2	2	6	8	2	1	3	0	0	27	-14
03	WADE, DESHAUN	G	5	1-7	1-4	2-2	1	3	4	2	1	1	0	1	25	-22
04	WATSON, ZAC	F	4	1-2	0-0	2-2	0	1	1	4	0	1	0	0	16	-20
11	HILL, JUSTIN	G	10	3-10	1-3	3-3	1	2	3	1	6	1	0	2	27	-30
35	GRANLUND, JESPER	F	0	0-5	0-4	0-0	1	1	2	3	0	2	0	0	16	-22
00	NIKERUJUEM, LESLIE	G	17	8-9	0-0	1-2	3	1	4	2	0	1	0	0	20	-13
02	LITERAS, NATE	G	3	1-8	1-5	0-0	0	1	1	0	1	0	0	1	18	-15
05	DARDEN, JAYLANI	G	2	1-2	0-1	0-0	2	0	2	1	0	0	0	0	2	-1
12	PERKINS, JORDAN	G	5	2-8	1-2	0-0	0	2	2	6	1	0	0	0	24	-22
21	HICKS, TREY	F	2	1-2	0-0	0-1	1	0	1	1	0	1	0	0	2	-1
22	LACOUNT, GAKHARI	G	0	0-1	0-1	0-0	0	0	0	0	0	0	0	0	2	-1
23	HOUSTON, D'AVIAN	G	3	1-5	1-4	0-0	1	2	3	4	1	1	0	1	14	-2
24	O'CONNOR, CAMERON	G	0	0-1	0-1	0-0	0	0	0	0	0	0	0	0	2	-1
44	WILLIAMS, C.J.	G	3	0-1	0-1	3-4	2	1	3	0	1	0	0	0	2	-1
TEAM							3	1	4	0	0					
TOTALS			73	26-74	9-32	12-16	17	21	38	22	17	12	0	5	199	

Shooting By Period	FG	FG%	3FG	3FG%	FT	FT%	Deadball Rebounds: 2.0
1st Half	12-35	34%	4-15	27%	1-1	100%	Last FG: 2nd-00:06
2nd Half	14-39	36%	5-17	29%	11-15	73%	Biggest Run: 7-0
Game	26-74	35.1%	9-32	28.1%	12-16	75.0%	Largest lead: By 0 at -

Iowa 106

No.	Player	S	Pts	FG	3FG	FT	OR	DR	TR	PF	A	TO	Bk	Stl	Min	+
00	REBRACA, FILIP	F	2	1-3	0-0	0-0	0	5	5	1	1	1	0	0	16	29
02	TOUSSAINT, JOE	G	9	3-3	1-1	2-2	0	0	0	2	4	0	0	4	16	29
03	BOHANNON, JORDAN	G	18	6-8	6-8	0-0	0	0	0	1	1	0	0	1	17	37
15	MURRAY, KEEGAN	F	24	8-10	3-4	5-5	2	5	7	3	1	0	5	0	17	38
22	MCCAFFERY, PATRICK	F	11	3-6	0-3	5-6	0	4	4	0	4	2	0	0	22	29
04	ULIS, AHRON	G	6	3-4	0-0	0-0	2	2	4	3	5	1	0	0	20	1
11	PERKINS, TONY	G	6	1-7	0-2	4-4	1	4	5	3	2	1	1	0	19	8
13	ASH, AUSTIN	G	3	0-3	0-3	3-4	0	0	0	2	2	1	0	0	13	-8
20	SANDFORT, PAYTON	G	8	3-10	2-7	0-0	1	1	2	1	2	1	0	0	16	3
24	MURRAY, KRIS	F	16	7-9	2-4	0-1	2	5	7	2	1	1	2	1	17	0
25	LAKETA, LUC	G	0	0-0	0-0	0-0	0	0	0	0	0	0	0	0	2	1
30	MCCAFFERY, CONNOR	G	3	1-1	1-1	0-0	1	6	7	0	0	0	0	0	14	3
44	MULVEY, RILEY	C	0	0-1	0-0	0-0	0	1	1	2	1	0	0	0	10	-5
TEAM							1	0	1	0	0					
TOTALS			106	36-65	15-33	19-22	10	33	43	20	24	8	8	6	199	

Shooting By Period	FG	FG%	3FG	3FG%	FT	FT%	Deadball Rebounds: 1.0
1st Half	19-33	58%	8-16	50%	10-11	91%	Last FG: 2nd-01:30
2nd Half	17-32	53%	7-17	41%	9-11	82%	Biggest Run: 14-0
Game	36-65	55.4%	15-33	45.5%	19-22	86.4%	Largest lead: By 39 at 2nd-16:04

Game Notes:	Score	1st	2nd	TOT	Points	LWD	U-I
Officials: Paul Szec, Tim Stewart, Kevin Raher	LWD	29	44	73	In the Paint	26	36
Attendance: 9329	U-I	56	50	106	Off Turns	14	17
Start Time: 10:08 PM ET	LWD led for 0:00, U-I led for 39:35.						
End Time: 12:01 AM ET	Game was tied for 0:18.						
Game Duration: 1:55	Times tied: 0						
	Lead Changes: 0						
	Per Poss						
	0.961						
	32/76						
	1.493						
	45/71						

Game 3 - Iowa 86, N.C. Central 69

Official Box Score
N.C. Central vs Iowa
Game Totals -- Final Statistics
November 16, 2021 at Carver-Hawkeye Arena - Iowa City



N.C. Central 69

No.	Player	S	Pts	FG	3FG	FT	OR	DR	TR	PF	A	TO	Bk	Stl	Min	+
00	CALDWELL, ALEX	G	3	1-3	1-2	0-0	0	1	1	4	0	2	0	0	9	-10
02	MONROE, KRIS	F	10	4-9	1-2	1-2	3	1	4	3	0	4	0	0	35	-11
11	MAULTSBY, MAROUÉ	G	12	5-11	2-3	0-0	0	8	8	4	3	0	0	1	31	-2
23	BUTLER, CAMERON	C	4	2-2	0-0	0-1	0	1	1	5	0	1	0	0	14	-12
44	MILLER, JR, RANDY	G	15	7-14	1-4	0-0	0	3	3	3	1	2	1	1	32	-19
01	HARRIS, JA'DARIUS	G	0	0-1	0-1	0-0	0	0	0	2	0	0	0	0	4	4
03	PRICE, ASANTI	F	2	1-3	0-1	0-0	1	0	1	2	0	0	0	0	10	-15
04	KING, DONTAVIUS	F	4	2-3	0-0	0-0	0	2	2	5	1	0	1	1	17	4
05	WRIGHT, JUSTIN	G	2	0-0	0-0	2-2	0	0	0	0	0	0	0	0	2	1
21	BOONE, ERIC	G	9	2-9	0-2	5-6	1	4	5	0	5	1	0	1	32	-10
24	FENNELL, NICOLAS	G	8	4-4	0-0	0-1	2	3	5	2	1	5	0	1	15	-15
TEAM							1	0	1	0	0					
TOTALS			69	28-59	5-15	8-12	8	23	31	30	11	15	3	5	200	

Shooting By Period	FG	FG%	3FG	3FG%	FT	FT%	Deadball Rebounds: 1.0
1st Half	18-31	58%	3-7	43%	5-7	71%	Last FG: 2nd-05:15
2nd Half	10-28	36%	2-8	25%	3-5	60%	Biggest Run: 7-0
Game	28-59	47.5%	5-15	33.3%	8-12	66.7%	Largest lead: By 2 at 1st-19:39

Iowa 86

No.	Player	S	Pts	FG	3FG	FT	OR	DR	TR	PF	A	TO	Bk	Stl	Min	+
00	REBRACA, FILIP	F	8	2-2	0-0	4-7	4	2	6	4	0	1	0	0	24	12
02	TOUSSAINT, JOE	G	2	1-5	0-1	0-0	1	1	2	1	2	0	0	0	18	-8
03	BOHANNON, JORDAN	G	7	1-10	1-9	4-4	0	2	2	0	1	0	0	0	25	-1
15	MURRAY, KEEGAN	F	27	9-19	0-4	9-10	9	12	21	2	2	4	0	3	37	17
22	MCCAFFERY, PATRICK	F	15	4-11	1-4	6-6	1	0	1	0	1	2	0	0	23	5
04	ULIS, AHRON	G	12	2-5	1-1	7-8	0	3	3	1	4	2	0	1	22	25
11	PERKINS, TONY	G	13	4-7	2-2	3-4	1	1	2	1	1	0	0	3	20	27
13	ASH, AUSTIN	G	0	0-0	0-0	0-0	0	0	0	0	0	0	0	0	1	-1
20	SANDFORT, PAYTON	G	0	0-1	0-1	0-0	0	1	1	0	1	0	0	0	9	-3
23	OGUNDELE, JOSH	C	0	0-0	0-0	0-0	0	1	1	2	0	0	0	0	1	0
30	MCCAFFERY, CONNOR	G	2	0-1	0-1	2-2	0	1	1	3	3	1	0	1	21	12
TEAM							2	2	4	0	0					
TOTALS			86	23-61	5-23	35-41	18	26	44	14	15	8	4	5	200	

Shooting By Period	FG	FG%	3FG	3FG%	FT	FT%	Deadball Rebounds: 3.0
1st Half	14-34	41%	4-15	27%	17-18	94%	Last FG: 2nd-02:36
2nd Half	9-27	33%	1-8	13%	18-23	78%	Biggest Run: 15-0
Game	23-61	37.7%	5-23	21.7%	35-41	85.4%	Largest lead: By 19 at 2nd-01:44

Game Notes:	Score	1st	2nd	TOT	Points	NCC	U-I
Officials: Bill Elk, Steve McJunkins, Brian McNutt	NCC	44	25	69	In the Paint	44	34
Attendance: 9132	U-I	49	37	86	Off Turns	6	16
Start Time: 09:05 PM ET	NCC led for 1:25, U-I led for 37:34.						
End Time: 11:03 PM ET	Game was tied for 0:01.						
Game Duration: 1:58	Times tied: 7						
	Lead Changes: 11						
	Per Poss						
	1.000						
	32/69						
	1.265						
	39/68						

Game 2 - Iowa 89, Kansas City 57

Official Box Score
Kansas City vs Iowa
Game Totals -- Final Statistics
November 12, 2021 at Carver-Hawkeye Arena - Iowa City



Kansas City 57

No.	Player	S	Pts	FG	3FG	FT	OR	DR	TR	PF	A	TO	Bk	Stl	Min	+
01	GILYARD II, EVAN	G	6	3-12	0-4	0-0	0	1	1	2	3	1	0	0	28	-26
04	JOHNSON, JACOB	G	6	3-4	0-1	0-0	1	1	2	3	1	0	0	1	22	-25
11	KOPP, ANDERSON	G	11	4-9	3-4	0-0	1	1	2	2	1	2	0	0	20	-24
20	ALLICK, JOSIAH	F	4	1-4	1-2	1-2	0	3	3	4	1	4	0	0	21	-11
23	NESBITT JR., MARVIN	G	6	2-6	0-2	2-2	0	8	8	3	0	4	0	0	26	-23
30	BARBER, TIMOTHY	G	1	0-3	0-0	0-0	0	2	2	1	0	1	0	1	10	-10
05	ALLEN, SHEMARRI	G	2	1-1	0-0	0-0	0	2	2	5	2	2	0	0	17	-13
21	MARTIN, SAM	G	6	2-5	1-3	1-2	0	2	2	1	1	1	0	1	17	-9
34	CHAPMAN, JACK	F	5	2-6	1-2	0-0	1	2	3	0	1	0	2	0	23	-16
35	BOSER, CADEN	F	5	2-4	1-3	0-0	0	0	0	1	1	1	0	1	15	-11
	TEAM						1	1	2	0		1				
TOTALS			57	23-56	7-22	4-6	4	23	27	22	12	17	2	4	198	

Game 5 - Iowa 109, Western Michigan 61

Official Box Score
Western Mich. vs Iowa
Game Totals -- Final Statistics
November 22, 2021 at Carver-Hawkeye Arena - Iowa City



Western Mich. 61

No.	Player	S	Pts	FG	3FG	FT	OR	DR	TR	PF	A	TO	Bk	Stl	Min	+/-
00	HASTINGS, MARKEESE	F	0	0-5	0-1	0-0	2	4	6	2	2	1	0	0	15	-15
02	MARTIN, ADRIAN	G	0	0-3	0-2	0-0	0	1	1	1	1	0	0	0	15	-14
11	NORMAN JR., LAMAR	G	19	7-16	5-12	0-0	0	1	1	1	2	6	0	0	31	-45
22	WRIGHT, TITUS	C	7	3-5	0-1	1-1	1	6	7	1	0	1	1	1	27	-37
32	SMITH, MACK	G	12	4-5	0-0	4-4	1	5	6	2	5	4	1	0	24	-22
01	MC MILLAN, MILEEK	F	3	1-3	1-2	0-0	0	1	1	4	0	1	0	1	14	-11
12	FREEMAN, JOSIAH	G	4	2-5	0-3	0-0	0	1	1	0	0	2	0	1	20	-32
14	KIMBLE, CAMERON	G	2	1-4	0-2	0-0	0	0	0	2	1	2	0	2	11	-4
20	LOBSINGER, OWEN	F	2	1-4	0-1	0-0	2	3	5	3	1	2	0	0	16	-25
21	ETCHISON, GUS	G	4	2-10	0-2	0-0	0	3	3	0	2	1	0	1	18	-27
34	KOLP, DANNY	F	8	3-3	0-0	2-2	2	0	2	1	0	0	0	0	9	-8
	TEAM						5	0	5	0	4					
TOTALS			61	24-63	6-26	7-7	13	25	38	17	14	24	2	6	199	

Shooting By Period	FG	FG%	3FG	3FG%	FT	FT%
1st Half	8-27	30%	2-14	14%	2-2	100%
2nd Half	16-36	44%	4-12	33%	5-5	100%
Game	24-63	38.1%	6-26	23.1%	7-7	100.0%

Deadball Rebounds: 0.0
Last FG: 2nd-00:18
Biggest Run: 6-0
Largest lead: By 2 at 1st-19:16
Technical Fouls: None.

Iowa 109

No.	Player	S	Pts	FG	3FG	FT	OR	DR	TR	PF	A	TO	Bk	Stl	Min	+/-
00	REBRACA, FILIP	F	6	2-5	0-1	2-2	2	3	5	1	0	1	1	0	18	19
02	TOUSSAINT, JOE	G	6	3-6	0-0	0-0	0	1	1	2	4	1	0	3	17	18
03	BOHANNON, JORDAN	G	5	2-7	1-5	0-0	0	0	1	1	3	1	0	3	19	20
15	MURRAY, KEEGAN	F	29	10-14	2-4	7-9	3	3	6	0	0	0	3	2	21	21
30	MCCAFFERY, CONNOR	G	0	0-3	0-3	0-0	0	2	2	1	2	0	0	0	22	32
04	ULIS, AHRON	G	2	1-4	0-0	0-0	0	2	2	0	8	2	0	1	19	23
11	PERKINS, TONY	G	15	5-6	1-1	4-4	0	0	0	2	1	0	0	2	17	31
13	ASH, AUSTIN	G	4	2-5	0-1	0-0	1	0	1	0	2	1	0	0	8	6
20	SANDFORT, PAYTON	G	19	6-10	5-7	2-2	1	2	3	0	0	0	1	1	16	28
24	MURRAY, KRIS	F	12	3-6	2-3	4-4	1	7	8	1	0	0	1	2	23	30
25	LAKETA, LUC	G	3	1-1	1-1	0-0	0	0	0	0	0	0	0	1	6	1
44	MULVEY, RILEY	C	8	3-5	0-0	2-2	2	2	4	1	0	1	0	0	13	11
	TEAM						1	4	5	0	0					
TOTALS			109	38-72	12-26	21-23	11	26	37	9	20	7	6	15	199	

Shooting By Period	FG	FG%	3FG	3FG%	FT	FT%
1st Half	16-31	52%	7-12	58%	10-11	91%
2nd Half	22-41	54%	5-14	36%	11-12	92%
Game	38-72	52.8%	12-26	46.2%	21-23	91.3%

Deadball Rebounds: 0.0
Last FG: 2nd-01:20
Biggest Run: 13-0
Largest lead: By 54 at 2nd-02:10
Technical Fouls: None.

Game Notes:
Officials: Rob Riley, Brooks Wells, Ed Phillips
Attendance: 10044
Start Time: 08:33 PM ET
End Time: 10:17 PM ET
Game Duration: 1:44

Score	1st	2nd	TOT	Points	WMU	UI
WMU	20	41	61	In the Paint	30	50
UI	49	60	109	Off Turns	6	36
				2nd Chance	10	14
				Fast Break	12	31
				Bench	23	63
				Per Poss	0.772	1.434
					27/79	47/76

WMU led for 0:56. UI led for 37:17.
Game was tied for 1:31.
Times tied: 1 Lead Changes: 1

Game 6 - Iowa 85, Portland State 51

Official Box Score
Portland St. vs Iowa
Game Totals -- Final Statistics
November 26, 2021 at Carver-Hawkeye Arena - Iowa City



Portland St. 51

No.	Player	S	Pts	FG	3FG	FT	OR	DR	TR	PF	A	TO	Bk	Stl	Min	+/-
01	JEAN-MARIE, JAMES	F	7	3-10	0-0	1-2	11	4	15	3	1	5	1	0	33	-27
05	CARTER III, MICHAEL	G	8	3-7	2-5	0-0	1	1	2	1	4	3	1	1	30	-20
22	RUFFIN, MARLON	G	18	7-14	1-6	3-4	0	4	4	2	1	2	0	2	31	-25
23	THOMAS, KHALID	F	11	5-13	0-5	1-1	1	8	9	3	1	2	0	1	27	-16
55	STARKS, MIKAL	G	0	0-5	0-3	0-0	0	1	1	2	0	4	0	2	22	-21
02	BURKE, IAN	G	2	1-2	0-0	0-0	1	0	1	0	0	0	0	0	11	-12
03	ALLEY, EZEKIEL	G	3	1-5	1-3	0-0	0	3	3	0	2	5	0	0	17	-12
04	DAWSON, PARIS	G	2	0-3	0-2	2-2	0	1	1	1	0	0	0	0	9	-10
10	CURTISS, HAYDEN	F	0	0-0	0-0	0-0	0	1	1	0	0	0	0	0	3	-7
12	WOOD, TREY	F	0	0-3	0-2	0-0	1	0	1	0	0	1	0	0	2	-5
15	NELSON, GIO	G	0	0-1	0-1	0-0	0	0	0	2	0	0	0	0	2	-5
32	EYMAN, JACOB	C	0	0-1	0-0	0-0	0	0	0	3	0	1	0	2	14	-10
	TEAM						1	0	1	0						
TOTALS			51	20-65	4-27	7-9	16	23	39	17	10	23	2	8	199	

Shooting By Period	FG	FG%	3FG	3FG%	FT	FT%
1st Half	8-28	29%	2-13	15%	2-2	100%
2nd Half	12-37	32%	2-14	14%	5-7	71%
Game	20-65	30.8%	4-27	14.8%	7-9	77.8%

Deadball Rebounds: 1.0
Last FG: 2nd-02:22
Biggest Run: 7-0
Largest lead: By 0 at -
Technical Fouls: #22 RUFFIN (Admin Technical) @ 2nd - 06:01.

Iowa 85

No.	Player	S	Pts	FG	3FG	FT	OR	DR	TR	PF	A	TO	Bk	Stl	Min	+/-
00	REBRACA, FILIP	F	5	2-5	0-0	1-2	2	7	9	1	0	3	2	1	17	11
02	TOUSSAINT, JOE	G	2	1-4	0-0	0-0	0	0	0	2	3	0	1	1	13	8
03	BOHANNON, JORDAN	G	5	1-4	0-3	3-3	0	0	0	0	1	0	0	1	25	18
15	MURRAY, KEEGAN	F	23	10-16	1-5	2-2	3	6	9	1	0	0	1	2	27	17
22	MCCAFFERY, PATRICK	F	14	5-10	1-3	3-3	0	2	2	0	1	1	0	1	20	16
04	ULIS, AHRON	G	0	0-1	0-0	0-0	0	2	2	1	0	2	0	0	12	15
11	PERKINS, TONY	G	10	4-6	0-0	2-2	1	1	2	2	0	2	0	0	13	12
13	ASH, AUSTIN	G	8	3-3	2-2	0-0	1	1	2	0	0	0	0	0	5	6
20	SANDFORT, PAYTON	G	4	1-5	0-4	2-2	1	1	2	2	1	2	0	0	20	18
23	OGUNDELE, JOSH	C	1	0-1	0-0	1-3	1	1	2	0	0	0	0	2	4	4
24	MURRAY, KRIS	F	13	5-9	2-2	1-2	3	3	6	1	2	0	1	1	20	18
25	LAKETA, LUC	G	0	0-1	0-0	0-0	1	0	1	0	0	0	0	0	2	5
30	MCCAFFERY, CONNOR	G	0	0-1	0-0	0-0	0	3	3	2	7	0	0	2	19	17
44	MULVEY, RILEY	C	0	0-0	0-0	0-0	0	0	0	0	0	0	0	0	2	5
	TEAM						0	3	3	0						
TOTALS			85	32-66	6-19	15-19	13	30	43	12	15	13	4	11	199	

Shooting By Period	FG	FG%	3FG	3FG%	FT	FT%
1st Half	12-33	36%	2-9	22%	5-6	83%
2nd Half	20-33	61%	4-10	40%	10-13	77%
Game	32-66	48.5%	6-19	31.6%	15-19	78.9%

Deadball Rebounds: 2.0
Last FG: 2nd-01:26
Biggest Run: 10-0
Largest lead: By 34 at 2nd-00:34
Technical Fouls: #0 TEAM (Admin Technical) @ 1st - 12:06.

Game Notes:
Officials: Donnie Eppley, John Floyd, King Whetstone
Attendance: 11756
Start Time: 07:01 PM ET
End Time: 08:46 PM ET
Game Duration: 1:45

Score	1st	2nd	TOT	Points	PSU	UI
PSU	20	31	51	In the Paint	22	46
UI	31	54	85	Off Turns	17	23
				2nd Chance	9	17
				Fast Break	6	20
				Bench	7	36
				Per Poss	0.689	1.197
					23/74	39/71

Game 7 - Iowa 75, Virginia 74

Official Box Score
Iowa vs Virginia
Game Totals -- Final Statistics
November 29, 2021 at John Paul Jones Arena - Charlottesville



Iowa 75

No.	Player	S	Pts	FG	3FG	FT	OR	DR	TR	PF	A	TO	Bk	Stl	Min	+/-
00	REBRACA, FILIP	F	8	4-4	0-0	0-3	2	1	3	2	0	0	0	0	28	7
02	TOUSSAINT, JOE	G	10	4-7	0-1	2-2	0	3	3	2	0	0	0	0	26	-4
03	BOHANNON, JORDAN	G	20	7-12	6-9	0-0	0	1	1	3	2	0	0	0	31	-1
15	MURRAY, KEEGAN	F	18	7-13	1-4	3-5	2	7	9	1	3	2	1	0	36	-7
22	MCCAFFERY, PATRICK	F	7	3-6	1-1	0-0	1	2	3	0	3	0	1	1	24	-1
04	ULIS, AHRON	G	2	1-2	0-0	0-0	0	2	2	0	2	0	0	0	13	7
11	PERKINS, TONY	G	4	2-3	0-0	0-0	0	1	1	1	0	1	0	1	9	2
20	SANDFORT, PAYTON	G	0	0-1	0-1	0-0	0	0	0	0	0	0	1	0	3	7
24	MURRAY, KRIS	F	6	2-7	2-4	0-0	1	1	2	1	0	1	0	0	17	0
30	MCCAFFERY, CONNOR	G	0	0-1	0-1	0-0	1	2	3	0	2	0	0	0	13	-5
	TEAM						2	1	3	0		0				
TOTALS			75	30-56	10-21	5-10	9	21	30	10	12	4	3	2	200	

Game 9 - Illinois 87, Iowa 83

Official Box Score
Illinois vs Iowa
Game Totals -- Final Statistics
December 06, 2021 at Carver-Hawkeye Arena - Iowa City, IA



Illinois 87

No.	Player	S	Pts	FG	3FG	FT	OR	DR	TR	PF	A	TO	Bk	Stl	Min	+
01	FRAZIER, TRENT	G	18	5-9	3-5	5-6	2	6	8	0	2	5	0	2	37	11
11	PLUMMER, ALFONSO	G	21	6-11	4-8	5-5	0	2	2	4	1	2	0	0	33	9
20	WILLIAMS, DAMONTE	G	3	1-2	0-0	1-1	2	2	4	3	6	2	0	1	30	-7
21	COCKBURN, KOFI	C	17	6-12	0-0	5-6	5	13	18	3	0	1	0	0	30	2
23	HAWKINS, COLEMAN	F	7	2-8	0-2	3-4	2	5	7	5	3	0	1	0	24	0
03	GRANDISON, JACOB	F	21	6-14	4-9	5-6	2	1	3	1	2	0	0	0	30	7
04	PAYNE, OMAR	F	0	0-0	0-0	0-0	0	0	0	2	0	1	0	0	1	0
10	GOODE, LUKE	G	0	0-1	0-1	0-0	0	2	2	0	0	0	0	0	6	-5
13	BOSMANS-VERDONK, BENJAMIN	F	0	0-2	0-0	0-0	3	0	3	1	0	0	0	0	9	3
	TEAM						3	2	5	0						
TOTALS				87	26-59	11-25	24-28	19	33	52	19	16	18	0	4	200

Shooting By Period	FG	FG%	3FG	3FG%	FT	FT%	Deadball Rebounds: 4.0
1st Half	14-33	42%	8-18	44%	3-4	75%	Last FG: 2nd-01:20
2nd Half	12-26	46%	3-7	43%	21-24	88%	Biggest Run: 10-0
Game	26-59	44.1%	11-25	44.0%	24-28	85.7%	Largest lead: By 15 at 2nd-08:57
Technical Fouls: None.							

Iowa 83

No.	Player	S	Pts	FG	3FG	FT	OR	DR	TR	PF	A	TO	Bk	Stl	Min	+
00	REBRACA, FILIP	F	3	1-4	0-1	1-2	2	6	8	4	2	1	0	0	21	-1
02	TOUSSAINT, JOE	G	2	1-7	0-2	0-0	0	2	2	1	3	1	0	1	16	-11
03	BOHANNON, JORDAN	G	4	2-5	0-1	0-0	0	0	0	2	1	1	0	0	17	-15
15	MURRAY, KEEGAN	F	19	7-15	1-4	4-7	1	1	2	1	0	1	2	3	30	-11
22	MCCAFFERY, PATRICK	F	12	5-11	2-2	0-1	1	1	2	1	0	0	0	0	24	-10
04	ULIS, AHRON	G	11	3-6	1-2	4-4	0	0	0	4	7	0	0	3	24	9
11	PERKINS, TONY	G	16	6-8	2-3	2-3	0	0	0	3	0	0	0	1	24	11
20	SANDFORT, PAYTON	G	5	2-3	1-2	0-0	1	0	1	0	0	0	1	0	10	7
23	OGUNDELE, JOSH	C	0	0-0	0-0	0-0	0	0	0	0	0	0	2	0	2	-8
24	MURRAY, KRIS	F	8	3-8	0-3	2-2	2	3	5	2	2	0	0	0	17	5
30	MCCAFFERY, CONNOR	G	3	1-2	1-2	0-0	0	0	0	3	1	0	0	1	15	4
	TEAM						0	3	3	0						
TOTALS				83	31-69	8-22	13-19	9	14	23	21	16	4	5	9	200

Shooting By Period	FG	FG%	3FG	3FG%	FT	FT%	Deadball Rebounds: 2.0
1st Half	15-32	47%	4-12	33%	2-3	67%	Last FG: 2nd-00:01
2nd Half	16-37	43%	4-10	40%	11-16	69%	Biggest Run: 14-0
Game	31-69	44.9%	8-22	36.4%	13-19	68.4%	Largest lead: By 9 at 1st-05:58
Technical Fouls: None.							

Game Notes:	Score	1st	2nd	TOT	Points	ILL	U-I
Officials: D.J. Carstensen, Lewis Garrison, Eric Curry	ILL	39	48	87	In the Paint	26	42
Attendance: 14267	U-I	36	47	83	Off Turns	8	26
Start Time: 07:01 PM ET					2nd Chance	24	11
Conference Game:					Fast Break	2	17
					Bench	21	43
					Per Poss	1.243	1.203
						37/70	36/69

Game 11 - Iowa 94, Utah State 75

Official Box Score
Utah State vs Iowa
Game Totals -- Final Statistics
December 19, 2021 at Sanford Pentagon



Utah State 75

No.	Player	S	Pts	FG	3FG	FT	OR	DR	TR	PF	A	TO	Bk	Stl	Min	+/	
04	HORVATH, BRANDON	F	18	6-11	3-5	3-6	0	6	9	1	2	3	0	0	30	-16	
05	EYTLER-ROCK, RJ	G	4	0-4	0-3	4-4	0	1	1	2	2	2	0	0	25	-20	
15	JONES, RYLAN	G	5	2-6	0-0	1-2	0	1	1	4	5	2	0	1	23	-9	
22	MILLER, BROCK	G	8	3-5	1-3	1-2	0	3	3	2	1	3	0	0	29	-21	
34	BEAN, JUSTIN	F	17	7-9	1-2	2-2	0	2	2	4	4	2	0	2	29	-18	
03	ASHWORTH, STEVEN	G	6	2-7	2-6	0-0	0	1	1	3	4	2	0	0	26	-15	
11	SHULGA, MAX	G	7	1-2	1-2	4-4	0	2	2	2	1	0	0	0	1	13	5
12	ZAPALA, SZYMON	C	2	1-1	0-0	0-2	1	2	3	0	0	0	0	1	0	2	4
21	THELISSEN, NORBERT	F	0	0-1	0-1	0-0	0	0	0	0	0	0	0	0	0	5	7
24	HAMODA, ZEE	F	4	2-3	0-1	0-0	0	0	0	0	0	0	0	0	0	8	1
32	DORIS, TREVIN	C	4	1-2	0-0	2-2	1	3	4	2	0	0	0	0	10	-13	
	TEAM						0	0	0	0	0	0					
TOTALS			75	25-51	8-23	17-24	2	21	23	19	18	14	1	4	200		

Shooting By Period	FG	FG%	3FG	3FG%	FT	FT%	Deadball Rebounds: 2.0
1st Half	16-30	53%	6-13	46%	5-6	83%	Last FG: 2nd-01:24
2nd Half	9-21	43%	2-10	20%	12-18	67%	Largest lead: By 4 at
Game	25-51	49.0%	8-23	34.8%	17-24	70.8%	Technical Fouls: #0 TEAM @ 2nd - 10:22.

Iowa 94

No	Player	S	Pts	FG	3FG	FT	OR	DR	TR	PF	A	TO	Bk	Stl	Min	+/-	
00	REBRACA, FILIP	F	7	3-5	0-0	1-2	1	3	4	3	0	1	1	0	21	-2	
02	TOUSSAINT, JOE	G	4	2-2	0-0	0-0	1	0	1	2	2	3	0	0	19	1	
03	BOHANNON, JORDAN	G	11	4-7	2-5	1-1	0	1	1	3	2	1	0	1	22	18	
15	MURRAY, KEEGAN	F	35	13-17	2-5	7-8	3	4	7	1	1	1	1	2	29	22	
22	MCCAFFERY, PATRICK	F	12	5-9	1-3	1-2	0	6	6	1	1	1	0	2	22	20	
04	ULIS, AHRON	G	4	1-4	0-1	2-2	1	3	4	0	4	2	0	2	19	22	
11	PERKINS, TONY	G	2	0-5	0-4	2-2	0	3	3	2	4	0	1	2	18	1	
13	ASH, AUSTIN	G	0	0-2	0-2	0-0	0	0	0	0	0	0	0	0	3	-4	
20	SANDFORT, PAYTON	G	0	0-3	0-1	0-0	1	2	3	4	1	0	0	0	8	-9	
23	OGUNDELE, JOSH	C	2	1-1	0-0	0-0	0	0	0	0	0	0	0	0	0	2	-4
24	MURRAY, KRIS	F	17	6-8	3-4	2-4	2	2	4	3	2	0	1	1	29	20	
30	MCCAFFERY, CONNOR	G	0	0-1	0-1	0-0	0	1	1	1	2	0	0	0	16	14	
44	MULVEY, RILEY	C	0	0-0	0-0	0-0	0	0	0	0	0	0	0	0	2	-4	
TOTALS				94	35-64	8-26	16-21	10	25	35	21	9	4	11	200		

Shooting By Period	FG	FG%	3FG	3FG%	FT	FT%	Deadball Rebounds: 2.0
1st Half	20-29	69%	3-8	38%	8-10	80%	Last FG: 2nd-00:57
2nd Half	15-35	43%	5-18	28%	8-11	73%	Largest lead: By 29 at
Game	35-64	54.7%	8-26	30.8%	16-21	76.2%	Technical Fouls: #0 TEAM @ 1st - 17:32.

Game Notes:	Score	1st	2nd	TOT	Points	USU	UI
Officials: Kelly Pfeifer, Rob Kueneman, Larry Scortitto	USU	43	32	75	In the Paint	28	48
Attendance: 10891	UI	51	43	94	Off Turns	3	18
Start Time: 02:30 AM					2nd Chance	6	0
Natural Court:					Fast Break	2	20
					Bench	23	25
					Per Poss	1.027	1.324
						34/73	43/71



Game 10 - #17 Iowa State 73, Iowa 53

Official Box Score
Iowa vs #17 Iowa State
Game Totals -- Final Statistics
December 09, 2021 at James H. Hilton Coliseum - Ames, Iowa

Iowa 53

No.	Player	S	Pts	FG	3FG	FT	OR	DR	TR	PF	A	TO	Bk	Stl	Min	+/-
00	REBRACA, FILIP	F	7	2-3	0-0	3-4	1	3	4	3	1	2	0	0	21	-13
02	TOUSSAINT, JOE	G	0	0-1	0-0	0-0	0	1	1	1	0	1	0	0	12	-8
03	BOHANNON, JORDAN	G	17	4-12	3-8	6-6	1	1	2	2	0	2	0	0	31	-10
15	MURRAY, KEEGAN	F	9	4-17	1-6	0-0	6	1	7	3	1	1	2	3	37	-15
22	MCCAFFERY, PATRICK	F	7	2-9	1-5	2-2	0	4	4	1	1	1	1	0	26	-7
04	ULIS, AHRON	G	0	0-2	0-0	0-0	0	2	2	1	4	2	0	1	15	0
11	PERKINS, TONY	G	9	3-10	0-3	3-3	1	0	1	3	1	0	0	1	26	-22
20	SANDFORT, PAYTON	G	0	0-3	0-2	0-0	0	0	0	0	0	1	0	0	5	-8
23	OGUNDELE, JOSH	C	0	0-0	0-0	0-0	0	0	0	1	0	0	1	0	2	-2
24	MURRAY, KRIS	F	4	2-6	0-3	0-0	3	3	6	3	1	1	2	2	16	-2
30	MCCAFFERY, CONNOR	G	0	0-0	0-0	0-0	1	0	1	0	1	0	0	0	8	-13
TEAM							2	2	4	0						
TOTALS				53	17-63	5-27	14	15	15	32	18	10				

Game 13 - Iowa 92, Western Illinois 71

Official Box Score
Western Ill. vs Iowa
Game Totals -- Final Statistics
December 29, 2021 at Carver-Hawkeye Arena - Iowa City



Western Ill. 71

No.	Player	S	Pts	FG	3FG	FT	OR	DR	TR	PF	A	T	Bk	Stl	Min	+/-
02	PEARSON, TAMELL	F	4	2-4	0-0	0-0	2	2	4	2	1	3	0	1	33	-22
05	MASSNER, TRENTON	G	20	9-17	0-4	2-2	0	2	2	1	2	1	0	2	38	-20
15	SANDAGE, COLTON	G	15	6-14	3-11	0-0	0	4	4	2	0	0	0	0	28	-15
25	CARIUS, WILL	F	12	4-16	2-9	2-2	5	4	9	3	0	0	0	0	34	-18
44	BARISIC, LUKA	F	12	5-13	0-6	2-2	2	1	3	2	0	0	0	1	21	-7
03	BURRELL, CAMERON	F	0	0-1	0-0	0-0	0	0	0	0	0	0	0	0	4	-7
11	FLORES, JADRIAN	G	2	1-2	0-0	0-0	1	0	1	3	0	1	0	1	9	-4
12	ANHOLD, ADAM	F	0	0-0	0-0	0-0	0	0	0	0	0	0	0	0	2	0
13	LAMAR, BRADEN	G	0	0-0	0-0	0-0	0	0	0	1	0	0	0	0	3	-2
21	JETER IV, ROBERT	G	0	0-0	0-0	0-0	0	0	0	0	0	1	0	0	2	-2
22	LEE, KJ	G	0	0-1	0-0	0-0	0	0	0	0	0	0	0	0	3	-2
24	DIXON, GEORGE	F	6	3-4	0-0	0-0	1	6	7	2	1	2	0	1	22	-6
	TEAM						1	0	1	0	1					
TOTALS			71	30-72	5-30	6-6	12	19	31	16	4	9	0	6	200	

Shooting By Period	FG	FG%	3FG	3FG%	FT	FT%	Deadball Rebounds: 0.0
1st Half	14-37	38%	3-19	16%	2-2	100%	Last FG: 2nd-03:21
2nd Half	16-35	46%	2-11	18%	4-4	100%	Biggest Run: 6-0
Game	30-72	41.7%	5-30	16.7%	6-6	100.0%	Largest lead: By 0 at 1st-19:21

Iowa 92

No.	Player	S	Pts	FG	3FG	FT	OR	DR	TR	PF	A	T	Bk	Stl	Min	+/-
00	REBRACA, FILIP	F	5	2-3	0-0	1-2	0	4	4	0	0	1	0	0	17	13
02	TOUSSAINT, JOE	G	2	0-1	0-0	2-2	1	4	5	1	1	1	0	0	13	4
03	BOHANNON, JORDAN	G	13	3-9	1-6	6-6	0	1	1	2	3	1	0	0	24	22
15	MURRAY, KEEGAN	F	29	13-20	1-4	2-3	2	8	10	1	3	1	3	3	35	27
22	MCCAFFERY, PATRICK	F	11	4-8	1-2	2-2	0	3	3	0	1	2	2	0	24	11
04	ULIS, AHRON	G	7	1-3	0-0	5-5	0	3	3	3	5	2	0	1	19	4
11	PERKINS, TONY	G	4	2-4	0-0	0-0	0	3	3	1	2	1	0	0	21	10
13	ASH, AUSTIN	G	2	1-1	0-0	0-0	0	0	0	0	0	0	0	0	3	2
20	SANDFORT, PAYTON	G	13	5-7	3-3	0-0	4	1	5	1	0	0	0	1	17	11
24	MURRAY, KRIS	F	6	3-7	0-0	0-0	3	1	4	3	0	2	2	0	13	-6
25	LAKETA, LUC	G	0	0-0	0-0	0-0	0	0	0	0	0	0	0	0	2	0
30	MCCAFFERY, CONNOR	G	0	0-0	0-0	0-0	0	1	1	0	0	0	0	0	10	5
44	MULVEY, RILEY	C	0	0-0	0-0	0-0	0	0	0	0	0	0	1	0	2	2
	TEAM						1	1	2	0	1					
TOTALS			92	34-63	6-15	18-20	11	30	41	12	15	12	8	5	200	

Shooting By Period	FG	FG%	3FG	3FG%	FT	FT%	Deadball Rebounds: 1.0
1st Half	21-36	58%	5-10	50%	6-7	86%	Last FG: 2nd-01:49
2nd Half	13-27	48%	1-5	20%	12-13	92%	Biggest Run: 8-0
Game	34-63	54.0%	6-15	40.0%	18-20	90.0%	Largest lead: By 21 at 2nd-01:49

Game Notes:	Score	1st	2nd	TOT	Points	WIU	UI
Officials: Donnie Epley, Brandon Cruz, Chad Barlow	WIU	33	38	71	In the Paint	42	54
Attendance: 19056	UI	53	39	92	Off Turns	14	9
Start Time: 08:01 PM ET					2nd Chance	13	12
End Time: 09:46 PM ET					Fast Break	2	31
Game Duration: 1:44					Bench	8	32
					Per Poss	1.014	1.298
						32/70	42/71

WU led for 0:00. UI led for 39:26.
Game was tied for 0:28.
Times tied: 1 Lead Changes: 0

Game 15 - #23 Wisconsin 87, Iowa 78

Official Box Score
Iowa vs Wisconsin
Game Totals -- Final Statistics
January 06, 2022 at Kohl Center (Ab Nicholas Court) - Madison



Iowa 78

No.	Player	S	Pts	FG	3FG	FT	OR	DR	TR	PF	A	T	Bk	Stl	Min	+/-
00	REBRACA, FILIP	F	2	1-2	0-0	0-0	0	1	1	2	0	0	0	0	12	-11
02	TOUSSAINT, JOE	G	6	3-5	0-1	0-0	0	0	0	1	4	2	0	0	18	-13
03	BOHANNON, JORDAN	G	12	3-6	3-6	3-6	0	1	1	2	3	0	0	0	29	-3
15	MURRAY, KEEGAN	F	27	10-16	2-4	5-9	1	4	5	0	0	3	3	1	35	-17
22	MCCAFFERY, PATRICK	F	10	4-10	0-2	2-3	1	6	7	4	3	0	1	0	26	-8
04	ULIS, AHRON	G	2	1-2	0-0	0-0	0	3	3	0	2	1	0	0	15	-8
11	PERKINS, TONY	G	0	0-4	0-1	0-0	1	0	1	2	1	0	0	0	11	-9
13	ASH, AUSTIN	G	2	1-1	0-0	0-0	0	0	0	0	0	0	0	0	1	7
20	SANDFORT, PAYTON	G	0	0-2	0-1	0-0	1	0	1	1	2	1	0	0	7	-3
23	OGUNDELE, JOSH	C	3	1-2	0-0	1-1	1	0	1	1	0	0	1	0	4	9
24	MURRAY, KRIS	F	12	5-10	2-5	0-0	0	3	3	3	2	1	2	2	20	7
30	MCCAFFERY, CONNOR	G	0	0-0	0-0	0-0	1	0	1	5	2	0	0	1	15	2
44	MULVEY, RILEY	C	2	1-1	0-0	0-0	0	1	1	1	0	0	0	0	6	2
	TEAM						0	1	1	0	0					
TOTALS			78	30-61	7-20	11-19	6	20	26	22	19	8	7	4	199	

Shooting By Period	FG	FG%	3FG	3FG%	FT	FT%	Deadball Rebounds: 3.2
1st Half	14-32	44%	1-6	17%	3-6	50%	Last FG: 2nd-00:15
2nd Half	16-29	55%	6-14	43%	8-13	62%	Biggest Run: 9-0
Game	30-61	49.2%	7-20	35.0%	11-19	57.9%	Largest lead: By 23 at 2nd-07:04

Wisconsin 87

No.	Player	S	Pts	FG	3FG	FT	OR	DR	TR	PF	A	T	Bk	Stl	Min	+/-
01	DAVIS, JOHNNY	G	26	10-18	3-7	3-5	1	8	9	3	5	2	0	0	35	21
05	WAHL, TYLER	F	16	6-7	0-0	4-8	3	6	9	2	2	1	1	2	32	15
22	CROWL, STEVEN	F	12	6-8	0-0	0-0	1	2	3	2	3	0	0	1	24	24
23	HEPBURN, CHUCKY	G	11	3-9	1-4	4-4	0	2	2	2	1	0	0	2	31	21
34	DAVISON, BRAD	G	18	6-11	1-3	5-5	3	4	7	1	2	1	0	1	32	17
00	NEATH, JACOBI	G	2	1-3	0-1	0-1	1	3	4	1	1	1	0	0	14	-2
02	DAVIS, JORDAN	G	0	0-0	0-0	0-0	0	0	0	0	0	0	0	0	1	-7
04	HIGGINSBOTTOM, CARTER	G	0	0-0	0-0	0-0	0	0	0	0	0	0	0	0	1	-8
10	LINDSEY, ISAAC	G	0	0-0	0-0	0-0	0	0	0	0	0	0	0	0	0	-4
11	BOWMAN II, LORNE	G	0	0-3	0-1	0-0	0	0	0	2	0	1	0	0	9	-8
14	GILMORE, CARTER	F	2	1-2	0-1	0-0	0	0	0	3	0	0	0	0	7	1
20	CARLSON, BEN	F	0	0-1	0-0	0-0	0	0	0	0	0	0	0	0	1	-7
33	VOGT, CHRIS	C	0	0-3	0-0	0-0	2	2	4	3	1	0	0	0	12	-10
35	ILVER, MARKUS	F	0	0-0	0-0	0-0	0	0	0	0	1	0	1	0	1	-8
	TEAM						4	1	5	0	1					
TOTALS			87	33-66	5-17	16-23	15	28	43	20	15	8	1	6	199	

Shooting By Period	FG	FG%	3FG	3FG%	FT	FT%	Deadball Rebounds: 3.2
1st Half	17-34	50%	4-14	29%	7-12	58%	Last FG: 2nd-03:02
2nd Half	16-32	50%	1-3	33%	9-11	82%	Biggest Run: 12-0
Game	33-66	50.0%	5-17	29.4%	16-23	69.6%	Largest lead: By 23 at 2nd-07:08

Game Notes:	Score	1st	2nd	TOT	Points	IOW	WIS
Officials: Kelly Pfeiffer, Don Dalry, Brian Dorsey	IOW	32	46	78	In the Paint	38	40
Attendance: 15212	WIS	45	42	87	Off Turns	8	13
Start Time: 09:08 PM ET					2nd Chance	14	18
End Time: 11:08 PM ET					Fast Break	9	5
Game Duration: 2:01					Bench	21	4
Conference Game:					Per Poss	1.130	1.243
						36/69	41/70

IOW led for 9:40. WIS led for 37:58.
Game was tied for 1:15.
Times tied: 2 Lead Changes: 1

Game 14 - Iowa 80, Maryland 75

Official Box Score
Maryland vs Iowa
Game Totals -- Final Statistics
January 03, 2022 at Carver-Hawkeye Arena - Iowa City



Maryland 75

No.	Player	S	Pts	FG	3FG	FT	OR	DR	TR	PF	A	To	Bk	Stl	Min	+/-
04	RUSSELL, FATTS	G	16	7-15	2-6	0-0	0	4	4	4	4	3	0	0	37	-2
05	AYALA, ERIC	G	19	5-11	5-9	4-7	0	6	6	2	3	0	1	0	37	-3
13	HART, HAKIM	G	11	3-10	1-4	4-4	3	5	8	3	1	0	0	1	30	-9
24	SCOTT, DONTA	F	11	5-10	1-4	0-1	2	1	3	3	1	2	0	1	36	-12
33	WAHAB, QUDUS	C	12	5-6	0-0	2-5	4	3	7	3	1	3	0	1	26	2
10	REESE, JULIAN	F	4	2-5	0-1	0-0	3	2	5	4	0	0	0	2	13	-7
11	GREEN, XAVIER	G	2	1-2	0-1	0-0	0	1	1	1	0	0	0	0	14	11
23	MARTINEZ, IAN	G	0	0-2	0-0	0-0	0	2	2	0	1	1	0	0	6	-5
	TEAM						1	2	0	0	0					
TOTALS				75	28-61	9-25	10-17	13	25	38	20	11	9	1	6	200

Game 17 - Iowa 81, Minnesota 71

Official Box Score
Iowa vs Minnesota
Game Totals -- Final Statistics
January 16, 2022 at Williams Arena - Minneapolis



Iowa 81

No.	Player	S	Pts	FG	3FG	FT	OR	DR	TR	PF	A	TO	Bk	Stl	Min	+/-
00	REBRACA, FILIP	F	12	6-11	0-1	0-0	6	6	12	2	1	1	2	3	32	8
02	TOUSSAINT, JOE	G	8	4-8	0-2	0-1	0	2	2	1	7	3	0	1	26	6
03	BOHANNON, JORDAN	G	12	3-11	2-8	4-4	1	2	3	2	2	1	0	3	30	9
15	MURRAY, KEEGAN	F	25	11-17	1-3	2-3	4	6	10	2	0	0	2	2	36	6
22	MCCAFFERY, PATRICK	F	12	4-11	2-5	2-4	0	3	3	0	1	1	0	1	31	11
04	ULIS, AHRON	G	0	0-1	0-0	0-0	1	1	2	2	3	0	0	0	12	1
11	PERKINS, TONY	G	5	2-3	0-0	1-1	0	2	2	1	1	1	0	0	12	7
20	SANDFORT, PAYTON	G	2	1-2	0-1	0-0	0	1	1	2	2	0	0	0	9	-1
24	MURRAY, KRIS	F	5	2-4	0-2	1-3	1	1	2	2	1	1	1	0	11	3
	TEAM						2	1	3	0		0				
TOTALS			81	33-68	5-22	10-16	15	25	40	14	18	8	5	10	200	

Shooting By Period							Deadball Rebounds: 2.0 Last FG: 2nd-00:59 Biggest Run: 9-0 Largest lead: By 23 at 2nd-11:54 Technical Fouls: None.
Period	FG	FG%	3FG	3FG%	FT	FT%	
1st Half	20-42	48%	2-9	22%	1-1	100%	
2nd Half	13-26	50%	3-13	23%	9-15	60%	
Game	33-68	48.5%	5-22	22.7%	10-16	62.5%	

Minnesota 71

No.	Player	S	Pts	FG	3FG	FT	OR	DR	TR	PF	A	TO	Bk	Stl	Min	+/-
00	WILLIS, PAYTON	G	11	4-8	0-3	3-5	0	6	6	3	4	3	0	2	37	-8
10	BATTLE, JAMISON	F	20	7-14	4-7	2-4	0	8	8	2	2	2	0	0	39	-6
12	LOEWE, LUKE	G	4	2-8	0-1	0-0	0	0	0	5	0	2	0	0	31	-9
15	DANIELS, CHARLIE	F	4	2-4	0-0	0-0	1	4	5	3	3	2	1	1	28	-19
20	STEPHENS, E.J.	G	22	9-15	2-5	2-2	0	2	2	1	1	2	0	1	40	-10
02	THIAM, ABDOULAYE	G	2	1-2	0-0	0-0	0	0	0	1	1	0	0	0	4	-6
25	RAMBERG, WILL	G	0	0-1	0-0	0-0	1	1	2	1	1	1	0	1	11	-3
42	THOMPSON, TREYTON	C	8	3-3	0-0	2-3	2	0	2	2	0	0	0	0	11	11
TEAM							3	3	6	0	1					
TOTALS			71	28-55	6-16	9-14	7	24	31	18	12	14	2	5	200	

Shooting By Period							Deadball Rebounds: 0.0
Period	FG	FG%	3FG	3FG%	FT	FT%	Last FG: 2nd-01:30
1st Half	12-27	44%	1-7	14%	2-5	40%	Biggest Run: 9-0
2nd Half	16-28	57%	5-9	56%	7-9	78%	Largest lead: By 5 at 1st-17:23
Game	28-55	50.9%	6-16	37.5%	9-14	64.3%	Technical Fouls: None.

Game Notes:	Score	1st	2nd	TOT	Points	IWA	UMN
Officials: Larry Sciotto, Brian Dorsey, Brandon Cruz	IWA	43	38	81	In the Paint	52	32
Attendance: 19925	UMN	27	44	71	Off Turns	12	11
Start Time: 02:08 PM ET	IWA led for 34:48. UMN led for 4:23.				2nd Chance	17	3
End Time: 04:31 PM ET	Game was tied for 0:48.				Fast Break	12	2
Game Duration: 2:23	Times tied: 1				Bench	12	10
Conference Game:	Lead Changes: 1				Per Poss	12/9	10/4

Game 18 - Rutgers 48, Iowa 46

Official Box Score
Iowa vs Rutgers
Game Totals -- Final Statistics
January 19, 2022 at Jersey Mike's Arena - Piscataway



Iowa 46																	
No.	Player	S	Pts	FG	3FG	FT	OR	DR	TR	PF	A	TO	Bk	Stl	Min	+/-	
00	REBRACA, FILIP	F	8	4-10	0-0	0-1	4	6	10	3	0	1	0	2	34	-2	
02	TOUSSAINT, JOE	G	8	2-3	1-1	3-4	1	4	5	1	5	3	0	3	34	4	
03	BOHANNON, JORDAN	G	6	2-11	2-10	0-0	0	1	1	2	0	1	0	0	28	5	
15	MURRAY, KEEGAN	F	13	5-14	2-6	1-2	3	10	13	4	1	2	2	1	35	-4	
22	MCCAFFERY, PATRICK	F	11	4-12	1-5	2-4	1	2	3	0	2	0	1	1	31	5	
04	ULIS, AHRON	G	0	0-2	0-0	0-0	0	0	0	1	0	1	0	0	6	-6	
11	PERKINS, TONY	G	0	0-2	0-1	0-0	0	0	0	1	0	1	0	1	10	-7	
13	ASH, AUSTIN	G	0	0-0	0-0	0-0	0	0	0	0	0	0	0	0	0	0	
20	SANDFORT, PAYTON	G	0	0-1	0-0	0-0	0	0	0	0	0	0	0	0	3	0	
24	MURRAY, KRIS	F	0	0-5	0-3	0-0	0	0	0	2	0	0	2	0	11	2	
30	MCCAFFERY, CONNOR	G	0	0-1	0-1	0-0	0	3	3	2	0	1	0	0	9	-7	
TEAM							0	3	3	0	0						
TOTALS		46	17-61	6-27	6-11	9	29	38	16	8	10	5	8	200			

Shooting By Period							Deadball Rebounds: 2.0 Last FG: 2nd:00:27 Biggest Run: 8-0 Largest lead: By 8 at 2nd:18:43 Technical Fouls: None.
	FG	FG%	3FG	3FG%	FT	FT%	
1st Half	10-34	29%	4-14	29%	3-5	60%	
2nd Half	7-27	26%	2-13	15%	3-6	50%	
Game	17-61	27.9%	6-27	22.2%	6-11	54.5%	

Rutgers 48

No.	Player	S	Pts	FG	3FG	FT	OR	DR	TR	PF	A	TO	Bk	Stl	Min	+/-
00	BAKER, GEO	G	8	3-10	0-3	2-2	0	4	4	1	3	2	3	1	34	1
04	MULCAHY, PAUL	G	5	2-9	1-3	0-0	2	4	6	2	7	3	0	0	39	2
11	OMORUYI, CLIFFORD	C	7	3-9	0-0	1-3	4	10	14	3	0	3	2	2	26	5
22	MCCONNELL, CALEB	G	4	2-5	0-2	0-0	0	7	7	3	1	2	2	1	33	-2
24	HARPER JR., RON	G	15	5-10	1-2	4-4	0	5	5	2	0	2	1	1	37	1
01	PALMQUIST, OSKAR	F	0	0-1	0-0	0-0	1	0	1	0	0	0	0	0	2	-4
02	MILLER, JALEN	G	0	0-0	0-0	0-0	0	2	2	1	0	1	0	0	2	2
03	MAG, MAWOT	F	0	0-3	0-1	0-0	0	0	0	0	0	1	0	0	5	-6
05	HYATT, AUNDRE	F	1	0-7	0-2	1-2	3	2	5	0	0	0	0	1	12	8
21	REIBER, DEAN	F	4	2-3	0-0	0-0	0	1	1	2	2	1	1	1	7	0
35	AGEE, RALPH	F	4	1-1	0-0	2-2	0	0	0	1	1	0	0	0	3	1
TEAM							1	3	4	0	1					
TOTALS			48	18-58	2-13	10-13	11	38	49	15	13	15	10	7	200	

Shooting By Period								Deadball Rebounds: 3.0		
	FG	FG%	3FG	3FG%	FT	FT%	Last FG: 2nd-00:50			
1st Half	10-30	33%	2-7	29%	2-2	100%	Biggest Run: 6-0			
2nd Half	8-28	29%	0-6	00%	8-11	73%	Largest lead: By 3 at 2nd-02:00			
Game	18-58	31.0%	2-13	15.4%	10-13	76.9%	Technical Fouls: None.			
Game Notes:										
Officials: Courtney Green, Donnie Eppley, Brooks Wells										
Start Time: 08:30 PM ET										
Conference Game:										
UOI led for 19:59. RUT led for 9:03.										
Game was tied for 16:58.										
Times tied: 8 Lead Changes: 10										

Game 19 - Iowa 68, Penn State 51

Official Box Score
Penn St. vs Iowa
Game Totals -- Final Statistics
January 22, 2022 at Carver-Hawkeye Arena - Iowa City



Penn St. 51																	
No.	Player	S	Pts	FG	3FG	FT	OR	DR	TR	PF	A	TO	Bk	Stl	Min	+/-	
01	LUNDY, SETH	F	8	3-11	2-7	0-0	0	5	5	2	0	1	1	0	29	-21	
03	SESSOMS, SAM	G	6	2-6	1-3	1-2	0	1	1	2	4	2	0	0	29	-20	
05	LEE, GREG	F	6	1-5	0-0	4-4	2	6	8	4	1	4	0	1	25	-4	
21	HARRAR, JOHN	F	0	0-4	0-0	0-0	3	2	5	2	1	0	0	0	23	-7	
22	PICKETT, JALEN	G	14	5-12	1-6	3-4	0	3	3	0	3	4	0	2	37	-20	
02	DREAD, MYLES	G	9	3-6	3-6	0-0	1	1	2	1	0	0	0	1	23	-9	
02	CORNWALL, JAHEAM	G	5	2-5	0-2	1-1	0	0	0	0	0	0	0	0	11	6	
11	SCOTT, JEVONNIE	F	3	1-2	0-1	1-2	1	2	3	3	1	2	0	0	13	-6	
14	WHITE, JALANNI	F	0	0-0	0-0	0-0	0	1	1	3	0	1	0	0	10	-4	
23	JOHNSON, DALLION	G	0	0-0	0-0	0-0	0	0	0	1	0	0	0	0	0	0	
TEAM							4	2	6	0	3						
TOTALS			51	17-51	7-25	10-13	11	23	34	18	10	17	1	4	200		

Shooting By Period							Deadball Rebounds: 0.0 Last FG: 2nd-05:19 Biggest Run: 5-0 Largest lead: By 2 at 1st-02:27 Technical Fouls: None.
Period	FG	FG%	3FG	3FG%	FT	FT%	
1st Half	9-26	35%	4-13	31%	3-3	100%	
2nd Half	8-25	32%	3-12	25%	7-10	70%	
Game	17-51	33.3%	7-25	28.0%	10-13	76.9%	

Iowa 68

No.	Player	S	Pts	FG	3FG	FT	OR	DR	TR	PF	A	TO	Bk	Stl	Min	+/-
00	REBRACA, FILIP	F	8	4-5	0-0	0-0	0	5	5	2	0	1	0	0	20	8
02	TOUSSAINT, JOE	G	4	1-4	0-2	2-2	1	2	3	2	4	2	0	3	23	22
03	BOHANNON, JORDAN	G	11	3-8	3-7	2-2	0	2	2	1	0	1	0	1	33	24
15	MURRAY, KEEGAN	F	15	4-12	1-7	6-8	2	6	8	1	2	1	3	1	40	17
22	MCCAFFERY, PATRICK	F	11	4-9	3-6	0-0	0	2	2	1	4	0	2	2	27	21
04	ULIS, AHRON	G	2	1-1	0-0	0-0	0	0	0	0	0	1	0	0	6	-6
11	PERKINS, TONY	G	4	2-7	0-3	0-0	3	1	4	3	0	0	0	0	15	-7
23	MURRAY, KRIS	F	13	3-5	3-5	4-6	2	2	4	2	2	1	0	2	20	9
30	MCCAFFERY, CONNOR	G	0	0-3	0-2	0-0	1	2	3	1	3	1	0	0	16	-3
	TEAM						2	4	6	0		2				
TOTALS			68	22-54	10-32	14-18	11	26	37	13	15	10	5	9	200	

Game 21 - Penn State 90, Iowa 86 (2 OT)

Official Box Score
Iowa vs Penn St.
Game Totals - Final Statistics
January 31, 2022 at Bryce Jordan Center - University Park



Iowa 86

No.	Player	S	Pts	FG	3FG	FT	OR	DR	TR	PF	A	TO	Bk	Stl	Min	+	-
00	REBRACA, FILIP	F	11	4-5	0-0	3-3	3	3	6	3	0	1	1	1	32	-11	
02	TOUSSAINT, JOE	G	0	0-4	0-1	0-0	1	4	5	2	2	1	0	0	19	-6	
03	BOHANNON, JORDAN	G	2	0-7	0-4	2-2	0	0	0	0	5	0	0	0	35	-5	
15	MURRAY, KEEGAN	F	21	6-18	2-7	7-10	4	2	6	4	0	1	1	1	31	-14	
22	MCCAFFERY, PATRICK	F	16	6-13	3-6	1-2	1	6	7	3	1	1	0	1	37	1	
04	ULIS, AHRON	G	7	0-7	0-0	7-8	2	3	5	2	5	0	0	0	27	2	
11	PERKINS, TONY	G	4	2-4	0-0	0-0	1	1	2	1	1	1	0	1	16	-1	
13	ASH, AUSTIN	G	0	0-0	0-0	0-0	0	0	0	0	0	0	0	0	0	-2	
20	SANDFORT, PAYTON	G	5	2-4	1-3	0-0	0	1	1	1	0	0	0	0	11	10	
24	MURRAY, KRIS	F	8	3-7	1-3	1-3	1	3	4	4	3	1	0	0	25	1	
30	MCCAFFERY, CONNOR	G	12	4-8	4-7	0-0	1	5	6	2	0	0	0	3	16	5	
	TEAM						0	1	1	0	0						
	TOTALS		86	27-77	11-31	21-28	14	29	43	22	17	8	3	7	250		

Shooting By Period

Period	FG	FG%	3FG	3FG%	FT	FT%	Deadball Rebounds: 5.0
1st Half	12-28	43%	6-14	43%	4-6	67%	Last FG: 4th-01:52
2nd Half	11-33	33%	4-11	36%	6-8	75%	Biggest Run: 9-0
3rd Half	2-5	40%	0-1	00%	8-10	80%	Largest lead: By 4 at 1st-01:26
4th Half	2-11	18%	1-5	20%	3-4	75%	Technical Fouls: None.
Game	27-77	35.1%	11-31	35.5%	21-28	75.0%	

Penn St. 90

No.	Player	S	Pts	FG	3FG	FT	OR	DR	TR	PF	A	TO	Bk	Stl	Min	+	-
01	LUNDY, SETH	F	17	7-12	2-5	1-1	3	8	11	4	2	2	1	2	41	-2	
02	DREAD, MYLES	G	12	3-10	2-7	4-4	2	7	9	3	3	0	0	1	41	2	
21	HARRAR, JOHN	F	19	6-10	0-0	7-11	2	8	10	3	0	4	0	0	28	0	
22	PICKETT, JALEN	G	13	5-16	2-9	1-1	1	6	7	2	2	0	0	1	29	5	
23	JOHNSON, DALLION	G	4	2-3	0-1	0-0	0	1	1	1	1	0	0	0	13	8	
03	SESSOMS, SAM	G	9	4-12	0-1	1-2	1	4	5	3	0	1	0	1	28	0	
04	DORSEY, CALEB	F	0	0-2	0-2	0-0	0	0	0	2	0	2	0	0	6	-1	
05	LEE, GREG	F	16	6-7	0-0	4-5	5	3	8	3	2	1	0	0	27	8	
11	CORNWALL, JAHEAM	G	0	0-2	0-2	0-0	0	1	1	1	2	1	0	0	15	-1	
14	WHITE, JALANNI	F	0	0-0	0-0	0-0	0	0	0	1	0	0	0	0	1	1	
	TEAM						1	0	1	0	1						
	TOTALS		90	33-74	6-27	18-24	15	38	53	23	12	12	2	6	250		

Shooting By Period

Period	FG	FG%	3FG	3FG%	FT	FT%	Deadball Rebounds: 3.0
1st Half	13-29	45%	2-14	14%	4-7	57%	Last FG: 4th-01:54
2nd Half	14-33	42%	2-9	22%	4-5	80%	Biggest Run: 11-0
3rd Half	3-7	43%	2-2	100%	4-5	80%	Largest lead: By 10 at 1st-12:10
4th Half	3-5	60%	0-0	0%	6-7	86%	Technical Fouls: None.
Game	33-74	44.6%	6-27	22.2%	18-24	75.0%	

Game Notes:

Officials: Larry Sciotto, D.J. Carstensen, Paul Szalec	Score	1st	2nd	3rd	4th	TOT	Points
Start Time: 07:01 PM ET	IOW	34	12	8	86		In the Paint
End Time: 09:37 PM ET	PSU	32	34	12	12	90	Off Turns
Game Duration: 2:35							2nd Chance
Conference Game:							Fast Break
							Bench
							Per Poss

IOW led for 10:30, PSU led for 32:58.

Game was tied for 6:33.

Times tied: 12

Lead Changes: 15

IOW led for 10:30, PSU led for 32:58.

Game was tied for 6:33.

Times tied: 12

Lead Changes: 15

Game 23 - Iowa 110, Maryland 87

Official Box Score
Iowa vs Maryland
Game Totals - Final Statistics
February 10, 2022 at XFINITY Center - College Park



Iowa 110

No.	Player	S	Pts	FG	3FG	FT	OR	DR	TR	PF	A	TO	Bk	Stl	Min	+	-
00	REBRACA, FILIP	F	6	2-3	0-0	2-2	3	4	7	2	1	2	0	1	22	21	
03	BOHANNON, JORDAN	G	30	10-16	10-16	0-0	0	3	3	1	5	0	0	2	31	30	
11	PERKINS, TONY	G	5	2-4	0-0	1-2	1	3	4	0	3	1	0	1	16	18	
15	MURRAY, KEEGAN	F	30	12-14	2-3	4-7	1	6	7	1	1	2	2	0	30	30	
22	MCCAFFERY, PATRICK	F	6	2-7	1-4	1-2	0	2	2	1	3	1	0	0	23	26	
02	TOUSSAINT, JOE	G	5	2-5	0-2	1-2	1	1	2	0	5	0	0	1	18	0	
04	ULIS, AHRON	G	3	1-5	0-1	1-2	0	1	1	1	1	3	0	0	14	-3	
13	ASH, AUSTIN	G	6	2-3	2-3	0-0	0	0	0	0	0	0	0	0	7	-10	
20	SANDFORT, PAYTON	G	9	3-4	3-3	0-0	2	1	3	2	0	1	0	0	14	8	
23	OGUNDELE, JOSH	C	2	1-4	0-0	0-0	0	1	1	2	0	1	0	0	4	-4	
24	MURRAY, KRIS	F	8	2-3	1-2	3-4	2	3	5	1	1	0	1	0	23	2	
25	LAKETA, LUC	G	0	0-0	0-0	0-0	0	0	0	0	0	0	0	0	2	1	
30	MCCAFFERY, CONNOR	G	0	0-0	0-0	0-0	1	0	1	1	0	0	0	0	4	0	
44	MULVEY, RILEY	C	0	0-0	0-0	0-0	0	0	0	1	0	0	0	0	4	-4	
	TEAM						1	0	1	0	1						
	TOTALS		110	39-65	19-34	13-21	12	25	37	13	22	9	3	8	200		

Shooting By Period

Period	FG	FG%	3FG	3FG%	FT	FT%	Deadball Rebounds: 5.0
1st Half	21-35	60%	10-16	63%	5-8	63%	Last FG: 2nd-01:11
2nd Half	18-30	60%	9-18	50%	8-13	62%	Biggest Run: 18-0
Game	39-65	60.0%	19-34	55.9%	13-21	61.9%	Largest lead: By 37 at 2nd-06:15

Maryland 87

No.	Player	S	Pts	FG	3FG	FT	OR	DR	TR	PF	A	TO	Bk	Stl	Min	+	-
04	RUSSELL, FATTIS	G	20	7-13	3-5	3-3	1	2	3	1	6	2	0	0	30	-27	
05	AYALA, ERIC	G	9	4-14	1-5	0-2	1	0	1	2	1	2	0	1	29	-32	
13	HART, HAKIM	G	19	8-11	3-5	0-0	2	2	4	2	0	1	0	1	26	-23	
24	SCOTT, DONTA	F	8	2-4	2-3	2-2	1	4	5	1	1	2	1	2	29	-20	
33	WAHAB, OUDUS	C	0	0-2	0-0	0-0	0	0	0	0	0	0	0	0	1	9	-9
00	DOCKERY, MARCUS	G	10	3-7	2-4	2-2	1	1	2	1	2	1	0	0	13	7	
10	REESE, JULIAN	F	0	0-3	0-1	0-0	2	2	4	4	0	0	1	0	11	-15	
11	GREEN, XAVIER	G	5	2-4	1-1	0-0	1	2	3	1	0	2	0	0	14	-18	
12	DZUBA, PAVLO	F	0	0-0	0-0	0-0	0	0	0	1	0	0	0	1	7	11	
14	MCCOOL, AIDAN	G	2	0-0	0-0	2-2	0	1	1	0	1	0	0	0	5	8	
15	WRIGHT, SIMON	F	2	1-1	0-0	0-0	1	1	2	1	1	2	0	0	9	7	
23	MARTINEZ, IAN	G	12	4-6	2-2	2-2	1	2	3	2	2	0	0	0	16	-2	
31	REVAZ, ARNAUD	F	0	0-0	0-0	0-0	0	0	0	0	0	0	0	0	2	-1	
32	KARKUS, BRETT	G	0	0-0	0-0	0-0	0	0	0	0	0	0	0	0	2	-1	
	TEAM						0	0	0	0	0						
	TOTALS		87	31-65	14-26	11-13	11	17	28	16	14	12	2	6	200		

Shooting By Period

Period	FG	FG%	3FG	3FG%	FT	FT%	Deadball Rebounds: 0.0
1st Half	14-25	56%	6-9	75%	7-8	88%	Last FG: 2nd-01:44
2nd Half	17-40	43%	8-18	44%	4-5	80%	Biggest Run: 9-0
Game	31-65	47.7%	14-26	53.8%	11-13	84.6%	Largest lead: By 3 at 1st-19:29

Game Notes:

Officials: Lewis Garrison, Bert Smith, Don Dally	Score	1st	2nd	TOT	Points
Attendance: 12649	IOW	57	53	110	In the Paint
Start Time: 07:01 PM ET	UMD	41	46	87	Off Turns
End Time: 08:09 PM ET					2nd Chance
Game Duration: 1:07					Fast Break
Conference Game:					Bench
					Per Poss

IOW led for 38:08, UMD led for 1:03.

Game was tied for 0:45.

Times tied: 1

Lead Changes: 3

IOW led for 38:08, UMD led for 1:03.

Game was tied for 0:45.

Times tied: 1

Lead Changes: 3

Game 22 - Iowa 71, Minnesota 59

Official Box Score
Minnesota vs Iowa
Game Totals - Final Statistics
February 06, 2022 at Carver-Hawkeye Arena - Iowa City



Minnesota 59

No.	Player	S	Pts	FG	3FG	FT	OR	DR	TR	PF	A	TO	Bk	Stl	Min	+	-
00	WILLIS, PAYTON	G	16	6-13	3-6	1-1	1	7	8	1	3	0	1	0	37	-14	
01	CURRY, ERIC	F	8	3-8	0-0	2-4	3	5	8	2	3	1	2	0	25	-8	
10	BATTLE, JAMISON	F	2	1-12	0-6	0-0	1	4	5	4	0	2	0	0	27	-11	
12	LOEW, LUKE	G	19	7-9	4-5	1-2	1	3	4	0	2	1	0	2	32	-15	
20	STEPHENS, E.J.	G	9	4-11	1-4	0-0	0	5	5	0	1	3	0	1	36	-7	
02	THIAM, ABDOULAYE	G	0	0-0	0-0	0-0	0	0	0	0	0	0	0	0	3	2	
15	DANIELS, CHARLIE	F	0	0-2	0-0	0-0	2	0	2	0	0	1	0	0	9	-3	
22	OGLE, DANNY	F	0	0-0	0-0	0-0	0	1	1	0	0	0	0	0	3	2	
24	SUTHERLIN, SEAN	G	5	1-5	1-1	2-2	0		0	0	2	0	1	1	12	-2	
42	TAMERSON, TREYTON	C	0	0-1	0-1	0-0	0	2	2	0	0	0	0	0	14	-4	
	TEAM						3	2	5	0	3						
TOTALS			59	22-61	9-23	6-9	11	29	40	9	9	12	4	4	200		

Game 25 - Michigan 84, Iowa 79

Official Box Score
Michigan vs Iowa
Game Totals - Final Statistics
February 17, 2022 at Carver-Hawkeye Arena - Iowa City



Michigan 84

No.	Player	S	Pts	FG	3FG	FT	OR	DR	TR	PF	A	TO	Bk	Stl	Min	+	-
01	DICKINSON, HUNTER	C	14	5-11	0-3	4-4	3	5	8	3	7	3	2	0	32	11	
12	JONES, DEVANTE'	G	11	3-4	1-2	4-6	1	9	10	2	5	1	1	4	36	7	
14	DIABATE, MOUSSA	F	28	12-15	0-1	4-7	3	5	8	4	0	2	1	1	34	13	
22	HOUSTAN, CALEB	G	6	2-9	0-5	2-2	0	2	2	1	4	2	0	1	29	3	
55	BROOKS, ELI	G	13	4-8	3-6	2-2	0	4	4	0	5	1	0	0	37	8	
02	BUFKIN, KOBE	G	10	4-6	0-1	2-2	1	0	1	2	0	1	0	1	16	-3	
10	COLLINS, FRANKIE	G	0	0-2	0-1	0-0	0	0	0	0	0	1	0	0	3	-4	
23	JOHNS JR, BRANDON	F	0	0-1	0-1	0-0	0	1	1	2	0	0	0	0	4	-8	
25	HOWARD, JACE	G	2	1-1	0-0	0-0	0	0	0	0	3	0	0	0	6	0	
44	FALLDS, JARON	F	0	0-1	0-0	0-0	0	0	0	0	0	0	0	0	3	-2	
TEAM							2	3	5	0	0						
TOTALS			84	31-62	4-20	18-23	10	30	40	17	21	11	4	7	200		

Shooting By Period	FG	FG%	3FG	3FG%	FT	FT%	Deadball Rebounds: 2.0
1st Half	16-34	47%	1-12	08%	4-4	100%	Last FG: 2nd-04:06
2nd Half	15-28	54%	3-8	38%	14-19	74%	Biggest Run: 11-0
Game	31-62	50.0%	4-20	20.0%	18-23	78.3%	Largest lead: By 12 at 2nd-03:25

Technical Fouls: 80 TEAM (Admin Technical) @ 1st - 00:49; 80 TEAM (Admin Technical) @ 2nd - 18:23;

Iowa 79

No.	Player	S	Pts	FG	3FG	FT	OR	DR	TR	PF	A	TO	Bk	Stl	Min	+	-
00	REBRACA, FILIP	F	12	5-9	0-0	2-3	4	2	6	4	3	2	0	0	24	-5	
03	BOHANNON, JORDAN	G	11	2-5	2-5	5-6	0	0	0	1	0	2	0	0	30	-8	
11	PERKINS, TONY	G	4	2-4	0-0	0-0	0	2	2	1	5	0	0	0	15	-10	
15	MURRAY, KEEGAN	F	23	9-23	1-4	4-9	5	2	7	2	1	3	4	1	32	-12	
22	MCCAFFERY, PATRICK	F	13	6-11	0-2	1-1	2	3	5	1	1	2	1	0	27	-13	
02	TOUSSAINT, JOE	G	2	1-2	0-0	0-0	0	3	3	0	2	1	0	0	13	7	
04	ULIS, AHRON	G	4	2-3	0-0	0-0	0	2	2	1	0	0	0	0	11	2	
13	ASH, AUSTIN	G	0	0-0	0-0	0-0	0	0	0	0	1	0	0	0	0	-3	
20	SANDFORT, PAYTON	G	2	1-6	0-4	0-0	0	1	2	3	0	0	1	0	14	7	
23	OGUNDELE, JOSH	C	0	0-0	0-0	0-0	0	1	1	0	0	0	0	0	4	0	
24	MURRAY, KRIS	F	8	3-7	1-3	1-2	0	1	1	5	0	0	0	1	14	-2	
30	MCCAFFERY, CONNOR	G	0	0-0	0-0	0-0	0	4	4	2	4	0	0	0	16	12	
TEAM							1	2	3	0	0						
TOTALS			79	31-70	4-18	13-20	13	24	37	18	16	11	5	3	200		

Shooting By Period	FG	FG%	3FG	3FG%	FT	FT%	Deadball Rebounds: 3.0
1st Half	15-32	47%	2-8	25%	7-8	88%	Last FG: 2nd-00:06
2nd Half	16-38	42%	2-10	20%	6-12	50%	Biggest Run: 9-0
Game	31-70	44.3%	4-18	22.2%	13-20	65.0%	Largest lead: By 4 at 2nd-19:36

Technical Fouls: None.

Game Notes:
Officials: Larry Sciotto, Donnie Eppley, Keith Kimble
Attendance: 15946
Start Time: 07:01 PM ET
End Time: 09:16 PM ET
Game Duration: 2:14
Conference Game:

Score	1st	2nd	TOT	Points	U-M	UI
UI	37	47	84	In the Paint	46	42
U-M	39	40	79	Off Turns	18	9
				2nd Chance	10	14
				Fast Break	14	13
				Bench	12	16
				Per Poss	1.167	1.053

U-M led for 23:02. UI led for 8:56.
Game was tied for 8:03.
Times tied: 13 Lead Changes: 11

Game 26 - Iowa 75, #18 Ohio State 62

Official Box Score
Iowa vs Ohio State
Game Totals - Final Statistics
February 19, 2022 at Value City Arena



Iowa 75

No.	Player	S	Pts	FG	3FG	FT	OR	DR	TR	PF	A	TO	Bk	Stl	Min	+	-
00	REBRACA, FILIP	F	5	2-3	0-0	1-2	2	3	5	4	0	3	0	0	16		
03	BOHANNON, JORDAN	G	10	3-9	2-7	2-3	1	0	1	2	1	0	0	1	30		
11	PERKINS, TONY	G	4	2-6	0-0	0-0	1	2	3	0	2	0	0	0	10		
15	MURRAY, KEEGAN	F	24	10-17	2-5	2-3	3	2	5	3	2	0	1	0	36		
22	MCCAFFERY, PATRICK	F	7	2-8	0-1	3-5	4	1	5	0	2	1	1	0	19		
02	TOUSSAINT, JOE	G	4	2-4	0-2	0-0	0	2	2	3	1	1	0	0	22		
04	ULIS, AHRON	G	7	1-3	0-0	5-6	2	2	4	2	2	1	0	0	17		
20	SANDFORT, PAYTON	G	0	0-0	0-0	0-0	0	0	0	0	0	0	0	1	0		
24	MURRAY, KRIS	F	11	4-13	1-5	2-2	3	5	8	1	2	1	1	1	27		
30	MCCAFFERY, CONNOR	G	3	1-1	1-1	0-0	1	2	3	3	2	0	0	0	21		
TEAM							3	1	4	0	0						
TOTALS			75	27-64	6-21	15-21	20	20	40	20	12	8	3	3	199		

Shooting By Period	FG	FG%	3FG	3FG%	FT	FT%	Last FG: 2nd-00:24
1st Half	15-36	42%	3-10	30%	6-9	67%	Largest lead: By 11 at
2nd Half	12-28	43%	3-11	27%	9-12	75%	Technical Fouls: None.
Game	27-64	42.2%	6-21	28.6%	15-21	71.4%	

Ohio State 62

No.	Player	S	Pts	FG	3FG	FT	OR	DR	TR	PF	A	TO	Bk	Stl	Min	+	-
03	BROWN III, EUGENE	G	2	0-2	0-1	2-2	0	0	0	0	0	2	0	0	0	19	
22	BRANHAM, MALAKI	G	22	8-13	1-2	3-4	3	5	8	3	0	3	0	2	35		
23	KEY, ZED	F	6	1-1	0-0	4-6	1	4	5	3	0	1	1	0	18		
32	LIDDELL, E.J.	F	15	6-13	1-2	2-5	3	5	8	3	1	3	5	1	35		
55	WHEELER, JAMARI	G	3	1-6	0-2	1-2	0	2	2	4	3	0	0	0	3	27	
00	JOHNSON JR., MEECHIE	G	0	0-2	0-2	0-0	0	0	0	1	0	1	0	0	13		
02	RUSSELL, CEDRIC	G	4	2-6	0-2	0-0	0	1	1	0	0	0	0	0	18		
10	AHRENS, JUSTIN	F	0	0-0	0-0	0-0	0	1	1	0	0	1	0	0	10		
25	YOUNG, KYLE	F	10	4-6	0-0	2-2	4	1	5	2	3	1	0	0	1	24	
50	BRUNK, JOEY	C	0	0-0	0-0	0-0	0	0	0	0	0	0	0	0	2		
TEAM							1	0	1	0	2						
TOTALS			62	23-49	2-11	14-21	12	19	31	17	7	14	6	7	199		

Shooting By Period	FG	FG%	3FG	3FG%	FT	FT%	Last FG: 2nd-02:40
1st Half	15-29	52%	1-4	25%	7-10	70%	Largest lead: By 11 at
2nd Half	8-20	40%	1-7	14%	7-11	64%	Technical Fouls: None.
Game	23-49	46.9%	2-11	18.2%	14-21	66.7%	

Game Notes:
Officials: Rob Riley Sr., Bill Ek, Chris Beaver
Attendance: 18876
Start Time: 07:37 PM
Conference Game:

Score	1st	2nd	TOT	Points	IOWA	OSU
IOWA	39	36	75	In the Paint	36	34
OSU	38	24	62	Off Turns	16	10
				2nd Chance	18	11
				Fast Break	6	3
				Bench	25	14
				Per Poss	1.250	1.051
					3580	3059

IOWA led for 16:48. OSU led for 18:25.
Game was tied for 8:6.
Times tied: 8 Lead Changes: 9

Game 27 - #25 Iowa 86, Michigan State 60

Official Box Score
Michigan St. vs Iowa
Game Totals - Final Statistics
February 22, 2022 at Carver-Hawkeye Arena - Iowa City, Iowa



Michigan St. 60

No	Player	S	Pts	FG	3FG	FT	OR	DR	TR	PF	A	TO	Bk	Stl	Min	+	-	
05	CHRISTIE, MAX	G	5	2-11	1-4	0-0	1	1	2	0	1	1	0	0	24	-21		
10	HAUSER, JOEY	F	2	1-2	0-1	0-0	0	2	2	3	0	1	0	1	17	-16		
11	HOGGARD, A.J.	G	4	2-8	0-2	0-0	0	0	0	1	6	1	0	1	23	-21		
30	BINGHAM JR., MARCUS	F	8	4-7	0-0	0-0	0	3	6	3	0	4	1	0	12	-7		
44	BROWN, GABE	F	0	0-7	0-0	0-0	1	2	3	2	2	0	0	0	20	-16		
01	BROOKS, PIERRE	G	0	0-1	0-1	0-0	0	0	0	0	0	0	0	0	4	-6		
02	WALKER, TYSON	G	9	3-7	3-5	0-0	0	4	4	0	5	1	0	0	25	-16		
03	AKINS, JADEN	G	3	1-3	1-2	0-0	2	2	4	1	3	3	1	1	16	-8		
13	IZZO, STEVEN	G	0	0-0	0-0	0-0	0	0	0	0	0	0	0	0	1	3		
14	SMITH, DAVIS	G	0	0-1	0-1	0-0	0	1	1	0	0	1	0	0	2	1		
20	PETERSON, MICHAEL	F	0	0-1	0-0	0-0	0	0	0	0	0	0	0	0	1	3		
22	SISSOKO, MADY	C	0	0-1	0-0	0-0	0	2	2	0	0	0	0	0	6	0		
25	HALL, MALIK	F	17	7-13	2-4	1-2	1	4	5	2	0	0	0	0	23	-18		
34	MARBLE, JULIUS	F	9	4-7	0-0	1-2	3	5	8	4	1	0	1	1	21	-14		
40	COLEMAN, KEON	C	3	1-2	1-1	0-0	1	0	1	0	0	0	0	1	5	6		
	TEAM						2	3	5	1	0							
TOTALS				60	25-71	8-26	2-4	14	29	43	17	18	12	3	5	200		

Shooting By Period	FG	FG%	3FG	3FG%	FT	FT%	Deadball Rebounds: 0.0
1st Half	14-34	41%	4-12	33%	0-0	0%	Last FG: 2nd-00:47
2nd Half	11-37	30%	4-14	29%	2-4	50%	Biggest Run: 7-0 Largest lead: By 2 at 1st-19:47
Game	25-71	35.2%	8-26	30.8%	2-4	50.0%	Technical Fouls: #0 TEAM (Coach Technical) @ 2nd-15:49

Game 29 - #24 Iowa 82, Northwestern 61

Official Box Score
Northwestern vs Iowa
Game Totals - Final Statistics
February 28, 2022 at Carver-Hawkeye Arena - Iowa City, Iowa



Northwestern 61

No.	Player	S	Pts	FG	3FG	FT	OR	DR	TR	PF	A	TO	Blk	Stl	Min	+	-
00	BUIE, BOO	G	0	0-2	0-1	0-2	0	0	0	0	0	0	0	0	6	-3	
01	AUDIGE, CHASE	G	7	2-7	1-4	2-2	0	5	5	1	3	2	0	1	26	-21	
05	ROPER II, JULIAN	G	2	1-3	0-2	0-0	0	0	2	1	0	0	0	0	10	-9	
22	NANCE, PETE	F	4	2-5	0-1	0-1	2	6	8	1	1	3	1	0	29	-19	
31	BERAN, ROBBIE	F	0	0-1	0-1	0-0	0	1	1	3	0	1	0	0	8	-11	
02	GREER, RYAN	G	3	1-4	1-2	0-0	1	1	2	2	3	0	1	15	-7		
03	BERRY, TY	G	19	5-11	5-10	4-4	0	3	3	2	2	0	1	2	31	-17	
13	BARNHIZER, BROOKS	G	7	2-7	1-4	2-2	0	2	2	3	3	2	0	1	21	-10	
14	SIMMONS, CASEY	G	4	2-5	0-0	0-0	0	0	0	3	0	1	0	1	11	4	
15	YOUNG, RYAN	C	10	4-8	0-0	2-5	3	4	7	1	2	1	1	19	-3		
21	WILLIAMS, ELYJAH	F	4	2-3	0-0	0-0	0	1	1	3	0	0	0	0	17	-10	
34	NICHOLSON, MATTHEW	C	1	0-0	0-0	1-2	0	1	1	0	0	1	1	0	6	1	
TEAM							1	4	5	0	0						
TOTALS			61	21-56	8-25	11-18	7	28	35	20	13	15	5	7	200		

Shooting By Period

Period	FG	FG%	3FG	3FG%	FT	FT%	Deadball Rebounds: 4.0
1st Half	6-27	22%	2-11	18%	3-6	50%	Last FG: 2nd-00:49
2nd Half	15-29	52%	6-14	43%	8-12	67%	Biggest Run: 6-0
Game	21-56	37.5%	8-25	32.0%	11-18	61.1%	Largest lead: By 2 at 1st-19:44

Iowa 82

No	Player	S	Pts	FG	3FG	FT	OR	DR	TR	PF	A	TO	Blk	Stl	Min	+	-
00	REBRACA, FILIP	F	1	0-4	0-0	1-2	4	1	5	1	1	0	1	0	18	19	
03	BOHANNON, JORDAN	G	18	5-14	4-11	4-5	1	1	2	2	4	1	0	1	28	24	
11	PERKINS, TONY	G	6	3-7	0-1	0-1	1	3	4	3	0	0	5	22	19		
15	MURRAY, KEEGAN	F	26	8-16	2-4	6-8	4	14	18	3	3	1	2	31	28		
20	MCCAFFERY, CONNOR	G	17	5-10	5-9	2-2	1	3	4	3	2	0	1	33	28		
02	TOUSSAINT, JOE	G	4	2-4	0-0	0-0	1	1	2	0	4	2	0	1	19	6	
04	ULIS, AHRON	G	0	0-1	0-0	0-0	1	3	4	0	1	0	0	0	11	3	
13	ASH, AUSTIN	G	3	1-5	1-3	0-1	0	0	0	0	1	1	0	0	6	-1	
20	SANDFORT, PAYTON	G	4	1-4	0-3	2-2	2	2	4	1	0	1	0	0	14	-1	
23	OGUNDELE, JOSH	C	0	0-0	0-0	0-0	1	0	1	0	0	1	0	0	4	-7	
24	MURRAY, KRIS	F	3	1-3	0-2	0-0	0	2	2	4	0	2	0	0	10	1	
25	LAKETA, LUC	G	0	0-1	0-1	0-0	0	0	0	1	0	0	0	0	3	-7	
44	MULVEY, RILEY	C	0	0-0	0-0	0-0	0	0	0	0	0	0	0	0	3	-7	
	TEAM						3	1	4	0	2						
TOTALS			82	27-69	13-35	15-21	19	31	50	18	16	11	3	10	200		

Shooting By Period

Period	FG	FG%	3FG	3FG%	FT	FT%	Deadball Rebounds: 1.0
1st Half	13-37	35%	4-16	25%	6-9	67%	Last FG: 2nd-03:16
2nd Half	14-32	44%	9-19	47%	9-12	75%	Biggest Run: 9-0
Game	27-69	39.1%	13-35	37.1%	15-21	71.4%	Largest lead: By 30 at 2nd-03:16

Game Notes:

Officials: Paul Steele, DJ Carstensen, Terry Oglesby
Attendance: 1021
Start Time: 08:01 PM ET
End Time: 09:59 PM ET
Game Duration: 1:57
Conference Game:

Score	1st	2nd	TOT	Points	NWS	IOW
NWS	17	44	61	In the Paint	22	26
IOW	36	46	82	Off Turns	13	12
				2nd Chance	8	16
				Fast Break	9	8
				Bench	48	14
				Per Poss	0.81	1.71
					27/70	36/70

NWS led for 1:03. IOW led for 37:37.
Game was tied for 1:21.
Times tied: 1
Last Changes: 1

Game 31 - #20 Illinois 74, #24 Iowa 72

Official Box Score
Iowa vs Illinois
Game Totals - Final Statistics
March 07, 2022 at State Farm Center



Iowa 72

No	Player	S	Pts	FG	3FG	FT	OR	DR	TR	PF	A	TO	Blk	Stl	Min	+	-
00	REBRACA, FILIP	F	6	3-5	0-0	0-0	3	3	3	2	0	0	0	0	0	23	-20
03	BOHANNON, JORDAN	F	0	0-2	0-2	0-0	0	0	0	3	0	0	0	0	0	14	
11	PERKINS, TONY	G	17	6-13	2-3	3-7	4	8	12	2	5	1	0	1	0	34	
15	MURRAY, KEEGAN	F	22	7-22	2-7	6-8	1	10	11	2	1	1	4	0	39		
20	MCCAFFERY, CONNOR	G	0	0-1	0-1	0-0	0	1	1	2	1	1	0	0	0	24	
02	TOUSSAINT, JOE	G	5	2-4	1-2	0-0	0	1	1	3	4	3	0	2	20		
04	ULIS, AHRON	G	2	1-2	0-0	0-0	0	1	1	2	1	1	0	0	0	13	
20	SANDFORT, PAYTON	G	7	3-3	1-1	0-0	0	1	1	0	1	0	0	0	0	15	
24	MURRAY, KRIS	F	13	5-10	2-5	1-7	2	2	4	3	0	1	0	1	0	19	
TEAM							1	3	4	0	0	0					
TOTALS			72	27-62	8-21	10-22	11	27	38	19	13	10	4	5	200		

Shooting By Period

Period	FG	FG%	3FG	3FG%	FT	FT%	Deadball Rebounds: 2.2
1st Half	17-33	52%	5-11	45%	4-6	67%	Last FG: 2nd-01:01
2nd Half	10-29	34%	3-10	30%	6-16	38%	Largest lead: By 15 at
Game	27-62	43.5%	8-21	38.1%	10-22	45.5%	Technical Fouls: None.

Illinois 74

No.	Player	S	Pts	FG	3FG	FT	OR	DR	TR	PF	A	TO	Blk	Stl	Min	+	-
01	FRAZIER, TRENT	G	2	1-9	0-5	0-0	0	2	2	3	5	0	0	1	38		
11	PLUMMER, ALFONSO	G	15	5-11	2-6	3-3	0	1	1	1	0	0	0	0	27		
20	WILLIAMS, DAMONTE	G	7	2-3	2-2	1-2	1	2	3	2	1	0	0	0	19		
21	COCKBURN, KOFI	C	21	9-17	0-0	3-6	7	7	14	3	2	2	3	0	34		
33	HAWKINS, COLEMAN	F	9	3-5	1-2	2-2	1	10	11	2	2	2	2	0	37		
00	PODZIEMSKI, BRANDIN	G	0	0-0	0-0	0-0	0	0	0	1	0	1	0	0	2		
04	PAYNE, OMAR	F	0	0-1	0-0	0-0	0	1	1	0	0	0	0	0	4		
05	CURBELO, ANDRE	G	14	4-12	1-4	5-5	0	4	4	5	6	4	0	1	22		
10	GOODE, LUKE	G	3	1-3	1-2	0-0	1	1	2	1	0	1	0	0	9		
15	MELENDEZ, RJ	G	3	1-1	1-1	0-0	0	0	0	1	0	0	0	0	8		
TEAM							2	1	3	0	1						
TOTALS			74	26-62	8-22	14-18	12	29	41	19	16	12	5	2	200		

Shooting By Period

Period	FG	FG%	3FG	3FG%	FT	FT%	Deadball Rebounds: 3.6
1st Half	14-36	39%	4-12	33%	5-6	83%	Last FG: 2nd-03:43
2nd Half	12-26	46%	4-10	40%	9-12	75%	Largest lead: By 6 at
Game	26-62	41.9%	8-22	36.4%	14-18	77.8%	Technical Fouls: None.

Game Notes:

Officials: Keith Kimble, Courtney Green, Kelly Pfeiffer
Attendance: 1844
Start Time: 12:30 AM
Conference Game:

Score	1st	2nd	TOT	Points	IOW	ILL
IOW	43	29	72	In the Paint	36	34
ILL	37	37	74	Off Turns	9	10
				2nd Chance	8	9
				Fast Break	2	2
				Bench	27	20
				Per Poss	1.029	1.072
					32/70	33/69

IOW led for 26:56. ILL led for 10:15.
Game was tied for 0:0.
Times tied: 8
Last Changes: 8

Game 30 - #24 Iowa 82, Michigan 71

Official Box Score
Iowa vs Michigan
Game Totals - Final Statistics
March 03, 2022 at Crisler Center - Ann Arbor



Iowa 82

No.	Player	S	Pts	FG	3FG	FT	OR	DR	TR	PF	A	TO	Blk	Stl	Min	+	-
00	REBRACA, FILIP	F	4	2-6	0-0	0-0	0	2	2	3	0	1	0	1	17	4	
03	BOHANNON, JORDAN	G	19	5-8	5-7	4-4	0	0	0	1	1	3	0	1	33	16	
11	PERKINS, TONY	G	13	5-10	1-1	2-2	2	2	4	1	1	1	0	0	27	16	
15	MURRAY, KEEGAN	F	23	7-9	4-4	5-6	0	7	7	2	3	1	3	1	36	18	
22	MCCAFFERY, PATRICK	F	4	2-6	0-2	0-0	0	4	4	1	1	0	1	1	18	15	
02	TOUSSAINT, JOE	G	0	0-4	0-1	0-0	0	0	0	0	2	0	0	0	9	-2	
04	ULIS, AHRON	G	0	0-2	0-1	0-0	0	1	1	0	0	1	0	0	2	-9	
24	MURRAY, KRIS	F	19	9-11	1-2	0-0	3	3	6	3	1	2	1	2	26	0	
30	MCCAFFERY, CONNOR	G	0	0-1	0-1	0-0	0	1	1	2	2	0	0	0	1	23	-3
TEAM							2	2	4	0	1						
TOTALS			82	30-57	11-19	11-12	7	22	29	13	11	9	6	10	200		

Shooting By Period

Period	FG	FG%	3FG	3FG%	FT	FT%	Deadball Rebounds: 2.0
1st Half	18-30	60%	7-10	70%	4-4	100%	Last FG: 2nd-00:49
2nd Half	12-27	44%	4-9	44%	7-8	88%	Biggest Run: 7-0
Game	30-57	52.6%	11-19	57.9%	11-12	91.7%	Largest lead: By 19 at 2nd-11:14

Michigan 71

No.	Player</
-----	----------

Game 33 - #24 Iowa 84, Rutgers 74 (BTT)

Official Box Score
(5) Iowa vs (4) Rutgers
Game Totals -- Final Statistics
March 11, 2022 at Gainbridge Fieldhouse - Indianapolis, IN



(5) Iowa 84

No.	Player	S	Pts	FG	3FG	FT	OR	DR	TR	PF	A	T	Blk	Stl	Min	+	-
00	REBRACA, FILIP	F	5	2-3	0-0	1-1	1	5	6	3	1	0	1	0	26	-6	
03	BOHANNON, JORDAN	G	16	3-6	3-6	7-8	0	1	2	1	2	4	0	1	31	-5	
11	PERKINS, TONY	G	16	6-9	2-3	2-2	0	1	1	1	3	2	0	0	25	-4	
15	MURRAY, KEEGAN	F	26	10-19	0-5	6-6	4	4	8	1	2	0	1	1	36	-24	
22	MCCAFFERY, PATRICK	F	3	1-2	0-0	1-2	0	2	2	1	1	2	0	0	16	-7	
02	TOUSSAINT, JOE	G	4	1-2	0-1	2-2	1	1	2	2	1	0	0	1	15	12	
20	SANDFORT, PAYTON	G	2	0-3	0-1	2-2	0	5	5	0	1	0	0	0	9	17	
24	MURRAY, KRIS	F	9	2-6	1-3	4-4	1	4	5	2	0	1	2	0	18	-2	
30	MCCAFFERY, CONNOR	G	3	1-3	1-3	0-0	0	2	2	2	5	1	0	0	24	17	
TEAM							1	1	2	0	1						
TOTALS			84	26-53	7-22	25-27	8	26	34	14	15	11	4	3	200		

Shooting By Period	FG	FG%	3FG	3FG%	FT	FT%	Deadball Rebounds: 2.0
1st Half	13-27	48%	5-11	45%	10-10	100%	Last FG: 2nd-01:21
2nd Half	13-26	50%	2-11	18%	15-17	88%	Biggest Run: 9-0
Game	26-53	49.1%	7-22	31.8%	25-27	92.6%	Largest lead: By 18 at 2nd-01:21

(4) Rutgers 74

No.	Player	S	Pts	FG	3FG	FT	OR	DR	TR	PF	A	T	Blk	Stl	Min	+	-
00	BAKER, GEO	G	23	9-16	4-7	1-2	2	1	3	1	2	1	0	3	39	-12	
04	MULCAHY, PAUL	G	13	6-10	0-2	1-2	2	4	6	3	9	1	0	0	34	-2	
11	OMORUYI, CLIFFORD	C	17	6-9	0-1	5-6	2	5	7	3	1	0	0	0	32	-8	
22	MCCONNELL, CALEB	G	8	3-9	1-4	1-2	1	2	3	4	1	1	0	2	37	-4	
24	HARPER JR., RON	G	13	5-16	1-6	2-2	2	1	3	4	1	1	2	0	36	-7	
02	MILLER, JALEN	G	0	0-0	0-0	0-0	0	0	0	2	1	0	0	1	6	-7	
03	MAG, MAWOT	F	0	0-0	0-0	0-0	0	0	0	1	0	0	0	0	7	-6	
05	HYATT, AUNDRE	F	0	0-4	0-1	0-0	0	0	0	2	0	0	0	0	5	-3	
21	REIDER, DEAN	F	0	0-1	0-0	0-0	1	1	2	2	0	0	0	1	5	-1	
TEAM							0	4	4	2	1						
TOTALS			74	29-65	6-21	10-14	10	18	28	24	15	5	2	7	200		

Shooting By Period	FG	FG%	3FG	3FG%	FT	FT%	Deadball Rebounds: 4.1
1st Half	13-33	39%	3-12	25%	3-6	50%	Last FG: 2nd-00:12
2nd Half	16-32	50%	3-9	33%	7-8	88%	Biggest Run: 9-0
Game	29-65	44.6%	6-21	28.6%	10-14	71.4%	Largest lead: By 10 at 1st-15:43

Score	1st	2nd	TOT	Points	IOW	RU
IOW	41	43	84	In the Paint	36	40
RU	32	42	74	Off Turns	6	11
IOW led for 28:26. RU led for 10:07.				2nd Chance	9	12
Game was tied for 0:29.				Fast Break	20	4
Times tied: 0				Bench	18	0
Lead Changes: 1				Per Poss	1.273	1.158
					37/66	34/64

Game Notes:
Officials: Bo Boroski, Kelly Pfeiffer, Brandon Cruz
Start Time: 02:18 PM ET
End Time: 04:24 PM ET
Game Duration: 2:06
Neutral Court:
Rutgers is the No. 4 seed and Iowa is the No. 5 seed

Game 34 - #24 Iowa 80, Indiana 77 (BTT)

Official Box Score
Indiana vs Iowa
Game Totals -- Final Statistics
March 12, 2022 at Gainbridge Fieldhouse - Indianapolis, IN



Indiana 77

No.	Player	S	Pts	FG	3FG	FT	OR	DR	TR	PF	A	T	Blk	Stl	Min	+	-
00	JOHNSON, XAVIER	G	20	5-11	2-6	8-8	0	4	4	2	9	4	0	1	33	-7	
12	KOPP, MILLER	F	8	2-11	2-7	2-2	1	2	3	4	1	1	1	1	33	3	
23	JACKSON-DAVIS, TRAYCE	F	31	15-21	0-0	1-3	4	6	10	2	3	2	2	1	38	2	
25	THOMPSON, RACE	F	11	5-7	0-0	1-1	1	4	3	7	2	3	2	1	35	-5	
46	STEWART, PARKER	G	2	1-5	0-2	0-0	0	4	4	1	0	0	0	1	22	3	
01	PHINISSEE, ROB	G	0	0-2	0-0	0-0	1	2	3	0	3	0	0	0	3	17	-7
32	GALLOWAY, TREY	G	2	1-5	0-3	0-0	1	0	1	4	3	1	0	1	21	-8	
53	BATES, TAMAR	G	3	1-1	1-1	0-0	0	0	0	1	0	0	0	0	2	4	
TEAM							2	2	4	0	0						
TOTALS			77	30-63	5-19	12-14	13	23	36	16	22	10	4	9	200		

Shooting By Period	FG	FG%	3FG	3FG%	FT	FT%	Deadball Rebounds: 1.0
1st Half	16-34	47%	3-10	30%	3-3	100%	Last FG: 2nd-00:30
2nd Half	14-29	48%	2-9	22%	9-11	82%	Biggest Run: 8-0
Game	30-63	47.6%	5-19	26.3%	12-14	85.7%	Largest lead: By 12 at 1st-14:21

Iowa 80

No.	Player	S	Pts	FG	3FG	FT	OR	DR	TR	PF	A	T	Blk	Stl	Min	+	-
00	REBRACA, FILIP	F	0	0-1	0-0	0-0	1	3	4	1	0	0	0	0	19	-22	
03	BOHANNON, JORDAN	G	12	4-10	4-9	0-0	0	3	3	1	3	1	0	0	29	5	
11	PERKINS, TONY	G	8	3-8	0-3	2-3	1	2	3	3	5	0	0	0	26	-11	
15	MURRAY, KEEGAN	F	32	11-17	8-10	2-3	3	6	9	3	3	3	2	2	39	8	
22	MCCAFFERY, PATRICK	F	16	7-11	0-1	2-2	1	1	2	1	1	1	1	0	26	-12	
02	TOUSSAINT, JOE	G	4	0-3	0-2	4-4	0	0	0	3	1	0	0	2	14	12	
04	ULIS, AHRON	G	0	0-0	0-0	0-0	1	0	1	0	0	2	0	1	3	0	
20	SANDFORT, PAYTON	G	3	1-3	1-2	0-0	1	1	2	0	2	0	0	0	7	0	
24	MURRAY, KRIS	F	5	2-6	1-3	0-0	0	1	1	3	2	1	0	1	22	20	
30	MCCAFFERY, CONNOR	G	0	0-2	0-2	0-0	1	1	2	2	3	0	0	0	14	15	
TEAM							1	2	3	0	0	0					
TOTALS			80	28-61	14-32	10-12	10	20	30	17	20	11	3	6	200		

Shooting By Period	FG	FG%	3FG	3FG%	FT	FT%	Deadball Rebounds: 2.1
1st Half	12-31	39%	6-18	33%	2-3	67%	Last FG: 2nd-00:01
2nd Half	16-30	53%	8-14	57%	8-9	89%	Biggest Run: 9-0
Game	28-61	45.9%	14-32	43.8%	10-12	83.3%	Largest lead: By 4 at 2nd-00:51

Score	1st	2nd	TOT	Points	IU	IOW
IOW	38	39	77	In the Paint	50	24
IU	32	48	80	Off Turns	11	13
IOW led for 33:50. IU led for 2:53.				2nd Chance	18	9
Game was tied for 3:18.				Fast Break	8	14
Times tied: 6				Bench	5	12
Lead Changes: 3				Per Poss	1.185	1.212
					35/65	33/66

Game Notes:
Officials: Larry Scrotto, Rob Riley, Rob Kusenman
Start Time: 01:07 PM ET
End Time: 03:06 PM ET
Game Duration: 1:58
Neutral Court:

Game 35 - #24 Iowa 75, #9 Purdue 66 (BTT)

Official Box Score
(5) Iowa vs (3) Purdue
Game Totals -- Final Statistics
March 13, 2022 at Gainbridge Fieldhouse - Indianapolis, IN



(5) Iowa 75

No.	Player	S	Pts	FG	3FG	FT	OR	DR	TR	PF	A	T	Blk	Stl	Min	+	-
00	REBRACA, FILIP	F	3	1-2	0-0	1-3	1	1	2	4	1	0	0	1	12	-6	
03	BOHANNON, JORDAN	G	7	2-8	1-7	2-2	0	2	2	1	2	1	0	2	29	2	
11	PERKINS, TONY	G	11	4-8	0-2	3-5	3	1	4	0	0	1	27	2			
15	MURRAY, KEEGAN	F	19	6-16	3-8	4-4	4	7	11	1	3	2	1	2	40	9	
22	MCCAFFERY, PATRICK	F	6	2-5	1-2	1-3	1	2	3	1	1	0	1	0	19	2	
02	TOUSSAINT, JOE	G	4	2-5	0-1	0-0	0	1	1	0	1	1	1	4	10	11	
04	ULIS, AHRON	G	0	0-0	0-0	0-0	0	0	0	0	1	0	0	0	3	-4	
20	SANDFORT, PAYTON	G	10	4-4	2-2	0-0	0	0	0	1	0	1	0	1	15	2	
23	OGUNDELE, JOSH	C	4	2-3	0-0	0-1	0	0	0	1	0	0	0	1	10	5	
24	MURRAY, KRIS	F	8	2-5	1-2	3-4	1	1	2	4	1	1	0	1	14	10	
30	MCCAFFERY, CONNOR	G	3	1-4	0-3	1-1	0	4	4	1	1	0	0	0	16	12	
44	MULVEY, RILEY	C	0	0-1	0-1	0-0	0	0	0	1	0	0	0	0	4	0	
TEAM							0	1	1	0	0						
TOTALS			75	26-61	8-28	15-23	10	20	30	17	15	6	3	13	199		

Shooting By Period	FG	FG%	3FG	3FG%	FT	FT%	Deadball Rebounds: 2.0
1st Half	15-38	39%	3-15	20%	2-4	50%	Last FG: 2nd-00:15
2nd Half	11-23	48%	5-13	38%	13-19	68%	Biggest Run: 7-0
Game	26-61	42.6%	8-28	28.6%	15-23	65.2%	Largest lead: By 11 at 2nd-00:21

(3) Purdue 66

No.	Player	S	Pts	FG	3FG	FT	OR	DR	TR	PF	A	T	Blk	Stl	Min	+	-
00	GILLIS, MASON	F	2	0-4	0-1	2-3	4	4	8	3	1	1	0	0	28	-12	
02	HUNTER JR., ERIC	G	9	3-7	2-3	1-2	0	0	0	2	0	2	0	1	29	-6	
15	EDEY, ZACH	C	12	4-8	0-0	4-5	7	7	14	2	0	2	0	0	17	-6	
23	IVEY, JADEN	G	20	9-18	1-8	1-2	0	3	3	3	6	5	0	0	34	-1	
25	STEFANOVIC, SASHA	G	3	1-8	1-6	0-0	0	4	4	3	1	1	0	0	33	-5	
55	NEWMAN, BRANDON	G	2	1-1	0-0	0-0	0	0	0	4	1	0	1	0	10	-10	
11	THOMPSON, ISAIAH	G	0	0-0	0-0	0-0	0	1	1	1	0	2	0	1	11	-3	
25	MORTON, ETHAN	F	5	2-2	1-1	0-1	1	2	3	0	1	2	0	0	15	-1	
50	WILLIAMS, TREVION	F	13	5-11	0-1	3-4	5	6	11	4	3	1	2	23	-3		
	TEAM						0	4	4	0	0	0					
TOTALS			66	25-59	5-20	11-17	17	31	48	22	13	7	2	4	199		



2021-22 Iowa Men's Basketball Combined Team Statistics All games

Page 1/1
as of Mar 21, 2022

Game Records

Record	Overall	Home	Away	Neutral
ALL GAMES	26-10	15-3	6-6	5-1
CONFERENCE	12-8	7-3	5-5	0-0
NON-CONFERENCE	14-2	8-0	1-1	5-1

Score by Periods

Team	1st	2nd	OT	TOT
Iowa	1471	1504	20	2995
Opponents	1205	1333	24	2562

Team Box Score

No.	Player				Total		3-Point		F-Throw		Rebounds													
		GP-GS	MIN	AVG	FG-FGA	FG%	3FG-3FGA	3FG%	FT-FTA	FT%	OFF	DEF	TOT	AVG	PF	DQ	A	TO	BLK	STL	PTS	AVG		
15	MURRAY, Keegan	35-35	1116:56	31.9	307-554	.554	66-166	.398	142-190	.747	100	203	303	8.7	65	0	52	39	68	45	822	23.5		
3	BOHANNON, Jordan	36-36	969:24	26.9	112-291	.385	91-238	.382	80-90	.889	5	43	48	1.3	48	0	65	32	0	27	395	11.0		
22	MCCAFFERY, Patrick	32-32	772:46	24.1	124-294	.422	33-100	.330	55-77	.714	26	88	114	3.6	23	0	50	21	15	19	336	10.5		
24	MURRAY, Kris	35-1	628:01	17.9	124-259	.479	43-111	.387	49-76	.645	55	94	149	4.3	87	2	37	27	31	29	340	9.7		
11	PERKINS, Tony	36-15	654:25	18.2	99-222	.446	17-53	.321	52-65	.800	32	56	88	2.4	62	1	59	33	3	32	267	7.4		
0	REBRACA, Filip	36-36	770:50	21.4	86-161	.534	1-6	.167	35-58	.603	68	134	202	5.6	83	1	26	31	24	14	208	5.8		
20	SANDFORT, Payton	34-0	355:33	10.5	61-146	.418	34-93	.366	15-16	.938	24	41	65	1.9	29	0	22	16	4	5	171	5.0		
2	TOUSSAINT, Joe	36-21	624:60	17.4	60-142	.423	9-35	.257	26-31	.839	16	45	61	1.7	55	0	114	49	1	51	155	4.3		
4	ULIS, Ahron	35-0	486:02	13.9	34-100	.340	4-12	.333	38-48	.792	19	50	69	2.0	41	0	73	32	0	19	110	3.1		
13	ASH, Austin	18-0	78:29	4.4	17-39	.436	8-26	.308	10-14	.714	3	7	10	0.6	5	0	11	6	0	0	52	2.9		
30	MCCAFFERY, Connor	34-4	580:25	17.1	25-72	.347	22-65	.338	13-18	.722	19	66	85	2.5	53	1	65	13	0	17	85	2.5		
23	OGUNDELE, Josh	19-0	97:51	5.2	13-24	.542	0-0	.000	3-10	.300	8	16	24	1.3	19	0	0	9	5	4	29	1.5		
44	MULVEY, Riley	17-0	80:31	4.7	6-12	.500	0-2	.000	4-4	1.000	4	11	15	0.9	12	0	2	4	5	0	16	0.9		
25	LAKETA, Luc	12-0	33:48	2.8	3-6	.500	3-5	.600	0-0	.000	1	1	2	0.2	1	0	1	3	0	2	9	0.8		
Team											50	58	108				16							
Total		36	7250		1071-2322	.461	331-912	.363	522-697	.749	430	913	1343	37.3	583	5	577	331	156	264	2995	83.2		
Opponents		36	7250		949-2170	.437	259-788	.329	405-570	.711	391	902	1293	35.9	641	9	518	490	104	188	2562	71.2		

Team Statistics

	IOWA	OPP
Scoring	2995	2562
Points per game	83.2	71.2
Scoring margin	+12.0	-
Field goals-att	1071-2322	949-2170
Field goal pct	.461	.437
3 point fg-att	331-912	259-788
3-point FG pct	.363	.329
3-pt FG made per game	9.2	7.2
Free throws-att	522-697	405-570
Free throw pct	.749	.711
F-Throws made per game	14.5	11.3
Rebounds	1343	1293
Rebounds per game	37.3	35.9
Rebounding margin	+1.4	-
Assists	577	518
Assists per game	16.0	14.4
Turnovers	331	490
Turnovers per game	9.2	13.6
Turnover margin	+4.4	-
Assist/turnover ratio	1.7	1.1
Steals	264	188
Steals per game	7.3	5.2
Blocks	156	104
Blocks per game	4.3	2.9
Winning streak	0	-
Home win streak	2	-
Attendance	217895	157463
Home games-Avg/Game	18-12105	12-13122
Neutral site-Avg/Game	-	6-14244

Team Results

Date	Opponent		Score	Att.
11/09/2021	Longwood	W	106-73	9259
11/12/2021	Kansas City	W	89-57	11133
11/16/2021	N.C. Central	W	86-69	9132
11/18/2021	Alabama St.	W	108-82	9957
11/22/2021	Western Mich.	W	109-61	10044
11/26/2021	Portland St.	W	85-51	11756
11/29/2021	at Virginia	W	75-74	13542
12/03/2021	at Purdue	L	70-77	14804
12/06/2021	Illinois	L	83-87	12072
12/09/2021	at Iowa St.	L	53-73	14267
12/18/2021	vs Utah St.	W	94-75	3250
12/21/2021	Southeastern La.	W	93-62	10891
12/29/2021	Western Ill.	W	92-71	15056
01/03/2022	Maryland	W	80-75	10327
01/06/2022	at Wisconsin	L	78-87	15212
01/13/2022	Indiana	W	83-74	11246
01/16/2022	at Minnesota	W	81-71	10925
01/19/2022	at Rutgers	L	46-48	8000
01/22/2022	Penn St.	W	68-51	15056
01/27/2022	Purdue	L	73-83	12723
01/31/2022	at Penn St.	Lot2	86-90	7977
02/06/2022	Minnesota	W	71-59	14558
02/10/2022	at Maryland	W	110-87	12649
02/13/2022	Nebraska	W	98-75	13772
02/17/2022	Michigan	L	79-84	13048
02/19/2022	at Ohio St.	W	75-62	15876
02/22/2022	Michigan St.	W	86-60	14634
02/25/2022	at Nebraska	W	88-78	15960
02/28/2022	Northwestern	W	82-61	13231
03/03/2022	at Michigan	W	82-71	12707
03/06/2022	at Illinois	L	72-74	15544
03/10/2022	vs Northwestern	W	112-76	14856
03/11/2022	vs Rutgers	W	84-74	15848
03/12/2022	vs Indiana	W	80-77	17762
03/13/2022	vs Purdue	W	75-66	17732
03/17/2022	vs Richmond	L	63-67	16017



2021-22 Iowa Men's Basketball Combined Team Statistics In Conference games

Page 1/1
as of Mar 21, 2022

Game Records

Record	Overall	Home	Away	Neutral
ALL GAMES	12-8	7-3	5-5	0-0
CONFERENCE	12-8	7-3	5-5	0-0
NON-CONFERENCE	0-0	0-0	0-0	0-0

Score by Periods

Team	1st	2nd	OT	TOT
Iowa	768	803	20	1591
Opponents	697	733	24	1454

Team Box Score

No.	Player				Total		3-Point		F-Throw		Rebounds													
		GP-GS	MIN	AVG	FG-FGA	FG%	3FG-3FGA	3FG%	FT-FTA	FT%	OFF	DEF	TOT	AVG	PF	DQ	A	TO	BLK	STL	PTS	AVG		
15	MURRAY, Keegan	19-19	634:03	33.4	160-301	.532	37-88	.420	76-115	.661	49	113	162	8.5	39	0	23	20	41	22	433	22.8		
24	MURRAY, Kris	20-1	373:39	18.7	78-161	.484	25-70	.357	30-47	.638	28	56	84	4.2	57	2	22	17	18	17	211	10.6		
3	BOHANNON, Jordan	20-20	560:01	28.0	55-157	.350	45-127	.354	48-56	.857	4	24	28	1.4	27	0	36	18	0	15	203	10.2		
22	MCCAFFERY, Patrick	18-18	460:49	25.6	68-174	.391	19-60	.317	25-40	.625	20	55	75	4.2	17	0	27	9	9	11	180	10.0		
11	PERKINS, Tony	20-10	346:16	17.3	55-121	.455	8-23	.348	21-28	.750	19	33	52	2.6	32	0	25	16	1	17	139	7.0		
0	REBRACA, Filip	20-20	443:52	22.2	50-101	.495	0-4	.000	18-26	.692	42	60	102	5.1	50	1	13	18	11	10	118	5.9		
2	TOUSSAINT, Joe	20-10	369:01	18.5	34-88	.386	5-24	.208	10-14	.714	8	28	36	1.8	29	0	71	29	0	28	83	4.2		
30	MCCAFFERY, Connor	18-2	314:42	17.5	18-47	.383	18-44	.409	7-9	.778	9	29	38	2.1	37	1	25	7	0	13	61	3.4		
4	ULIS, Ahron	20-0	286:48	14.3	20-64	.313	3-7	.429	24-31	.774	14	28	42	2.1	23	0	35	13	0	9	67	3.4		
20	SANDFORT, Payton	18-0	157:27	8.7	23-53	.434	11-32	.344	3-4	.750	12	21	33	1.8	14	0	10	10	2	1	60	3.3		
13	ASH, Austin	8-0	21:28	2.7	6-13	.462	4-9	.444	2-3	.667	0	3	3	0.4	1	0	2	1	0	0	18	2.3		
23	OGUNDELE, Josh	10-0	53:28	5.3	7-12	.583	0-0	.000	2-4	.500	3	8	11	1.1	12	0	0	3	3	1	16	1.6		
44	MULVEY, Riley	7-0	20:38	2.9	1-2	.500	0-0	.000	0-0	.000	0	2	2	0.3	6	0	0	2	0	0	2	0.3		
25	LAKETA, Luc	4-0	07:48	2.0	0-1	.000	0-1	.000	0-0	.000	0	0	0	0.0	1	0	0	2	0	1	0	0.0		
Team											26	32	58					11						
Total		20	4050		575-1295	.444	175-489	.358	266-377	.706	234	492	726	36.3	345	4	289	176	85	145	1591	79.6		
Opponents		20	4050		526-1180	.446	149-426	.350	253-357	.709	221	541	762	38.1	349	5	287	274	68	106	1454	72.7		

Team Statistics

	IOWA	OPP
Scoring	1591	1454
Points per game	79.6	72.7
Scoring margin	+6.9	-
Field goals-att	575-1295	526-1180
Field goal pct	.444	.446
3 point fg-att	175-489	149-426
3-point FG pct	.358	.350
3-pt FG made per game	8.8	7.5
Free throws-att	266-377	253-357
Free throw pct	.706	.709
F-Throws made per game	13.3	12.7
Rebounds	726	762
Rebounds per game	36.3	38.1
Rebounding margin	-1.8	-
Assists	289	287
Assists per game	14.5	14.4
Turnovers	176	274
Turnovers per game	8.8	13.7
Turnover margin	+4.9	-
Assist/turnover ratio	1.6	1.0
Steals	145	106
Steals per game	7.3	5.3
Blocks	85	68
Blocks per game	4.3	3.4
Winning streak	0	-
Home win streak	2	-
Attendance	130667	129654
Home games-Avg/Game	10-13067	10-12965
Neutral site-Avg/Game	-	0-0

Team Results

Date	Opponent		Score	Att.
12/03/2021	at Purdue	L	70-77	14804
12/06/2021	Illinois	L	83-87	12072
01/03/2022	Maryland	W	80-75	10327
01/06/2022	at Wisconsin	L	78-87	15212
01/13/2022	Indiana	W	83-74	11246
01/16/2022	at Minnesota	W	81-71	10925
01/19/2022	at Rutgers	L	46-48	8000
01/22/2022	Penn St.	W	68-51	15056
01/27/2022	Purdue	L	73-83	12723
01/31/2022	at Penn St.	Lot2	86-90	7977
02/06/2022	Minnesota	W	71-59	14558
02/10/2022	at Maryland	W	110-87	12649
02/13/2022	Nebraska	W	98-75	13772
02/17/2022	Michigan	L	79-84	13048
02/19/2022	at Ohio St.	W	75-62	15876
02/22/2022	Michigan St.	W	86-60	14634
02/25/2022	at Nebraska	W	88-78	15960
02/28/2022	Northwestern	W	82-61	13231
03/03/2022	at Michigan	W	82-71	12707
03/06/2022	at Illinois	L	72-74	15544



2021-22 Iowa Men's Basketball Combined Team Statistics Specific games

Page 1/1
as of Mar 13, 2022

Game Records

Record	Overall	Home	Away	Neutral
ALL GAMES	4-0	0-0	0-0	4-0
CONFERENCE	0-0	0-0	0-0	0-0
NON-CONFERENCE	4-0	0-0	0-0	4-0

Score by Periods

Team	1st	2nd	OT	TOT
Iowa	172	179	0	351
Opponents	133	160	0	293

Team Box Score

No.	Player				Total		3-Point		F-Throw		Rebounds													
		GP-GS	MIN	AVG	FG-FGA	FG%	3FG-3FGA	3FG%	FT-FTA	FT%	OFF	DEF	TOT	AVG	PF	DQ	A	TO	BLK	STL	PTS	AVG		
15	MURRAY, Keegan	4-4	135:10	33.8	38-68	.559	14-26	.538	13-14	.929	14	22	36	9.0	6	0	10	5	4	6	103	25.8		
3	BOHANNON, Jordan	4-4	114:03	28.5	15-33	.455	13-30	.433	9-10	.900	0	6	6	1.5	5	0	9	8	0	4	52	13.0		
11	PERKINS, Tony	4-4	96:26	24.1	15-31	.484	4-10	.400	7-10	.700	6	6	12	3.0	7	0	18	5	0	2	41	10.3		
22	MCCAFFERY, Patrick	4-4	78:35	19.6	13-24	.542	2-7	.286	7-12	.583	2	7	9	2.3	3	0	4	3	2	1	35	8.8		
20	SANDFORT, Payton	4-0	45:55	11.5	10-19	.526	6-10	.600	2-2	1.000	1	8	9	2.3	3	0	3	2	0	1	28	7.0		
24	MURRAY, Kris	4-0	73:08	18.3	8-20	.400	4-9	.444	8-9	.889	2	7	9	2.3	10	0	3	4	2	2	28	7.0		
13	ASH, Austin	1-0	06:24	6.4	1-1	1.000	1-1	1.000	2-3	.667	0	2	2	2.0	0	0	3	1	0	0	5	5.0		
0	REBRACA, Filip	4-4	79:60	20.0	8-11	.727	0-0	.000	2-4	.500	6	15	21	5.3	11	0	6	1	3	1	18	4.5		
23	OGUNDELE, Josh	2-0	20:37	10.3	4-8	.500	0-0	.000	0-3	.000	3	2	5	2.5	4	0	0	3	0	1	8	4.0		
2	TOUSSAINT, Joe	4-0	47:23	11.8	4-11	.364	1-5	.200	6-6	1.000	1	2	3	0.8	8	0	4	4	1	8	15	3.8		
25	LAKETA, Luc	1-0	03:42	3.7	1-1	1.000	1-1	1.000	0-0	.000	0	1	1	1.0	0	0	0	0	0	0	3	3.0		
30	MCCAFFERY, Connor	4-0	69:47	17.4	4-12	.333	2-10	.200	1-1	1.000	1	9	10	2.5	5	0	12	1	0	0	11	2.8		
44	MULVEY, Riley	2-0	11:05	5.5	1-3	.333	0-2	.000	0-0	.000	0	0	0	0.0	1	0	0	0	3	0	2	1.0		
4	ULIS, Ahron	3-0	17:45	5.9	1-3	.333	0-0	.000	0-0	.000	1	1	2	0.7	2	0	3	4	0	1	2	0.7		
Team											7	7	14					2						
Total		4	800		123-245	.502	48-111	.432	57-74	.770	44	95	139	34.8	65	0	75	43	15	27	351	87.8		
Opponents		4	800		115-255	.451	25-81	.309	38-55	.691	49	81	130	32.5	71	1	65	40	13	24	293	73.3		

Team Statistics

	IOWA	OPP
Scoring	351	293
Points per game	87.8	73.3
Scoring margin	+14.5	-
Field goals-att	123-245	115-255
Field goal pct	.502	.451
3 point fg-att	48-111	25-81
3-point FG pct	.432	.309
3-pt FG made per game	12.0	6.3
Free throws-att	57-74	38-55
Free throw pct	.770	.691
F-Throws made per game	14.3	9.5
Rebounds	139	130
Rebounds per game	34.8	32.5
Rebounding margin	+2.3	-
Assists	75	65
Assists per game	18.8	16.3
Turnovers	43	40
Turnovers per game	10.8	10.0
Turnover margin	-0.8	-
Assist/turnover ratio	1.7	1.6
Steals	27	24
Steals per game	6.8	6.0
Blocks	15	13
Blocks per game	3.8	3.3
Winning streak	4	-
Home win streak	0	-
Attendance	0	0
Home games-Avg/Game	0-0	0-0
Neutral site-Avg/Game	-	4-8395

Team Results

Date	Opponent		Score	Att.
03/10/2022	vs Northwestern	W	112-76	0
03/11/2022	vs Rutgers	W	84-74	15848
03/12/2022	vs Indiana	W	80-77	0
03/13/2022	vs Purdue	W	75-66	17732



2021-22 Iowa Men's Basketball Combined Team Statistics Won games

Page 1/1
as of Mar 21, 2022

Game Records

Record	Overall	Home	Away	Neutral
ALL GAMES	26-0	15-0	6-0	5-0
CONFERENCE	12-0	7-0	5-0	0-0
NON-CONFERENCE	14-0	8-0	1-0	5-0

Score by Periods

Team	1st	2nd	OT	TOT
Iowa	1147	1145	0	2292
Opponents	837	955	0	1792

Team Box Score

No.	Player				Total		3-Point		F-Throw		Rebounds													
		GP-GS	MIN	AVG	FG-FGA	FG%	3FG-3FGA	3FG%	FT-FTA	FT%	OFF	DEF	TOT	AVG	PF	DQ	A	TO	BLK	STL	PTS	AVG		
15	MURRAY, Keegan	26-26	810:57	31.2	247-403	.613	53-120	.442	106-136	.779	75	159	234	9.0	43	0	45	24	48	33	653	25.1		
3	BOHANNON, Jordan	26-26	701:45	27.0	93-224	.415	77-187	.412	64-71	.901	4	35	39	1.5	32	0	51	21	0	25	327	12.6		
24	MURRAY, Kris	25-0	439:14	17.6	91-175	.520	33-71	.465	34-51	.667	43	69	112	4.5	54	0	27	19	24	19	249	10.0		
22	MCCAFFERY, Patrick	23-23	518:52	22.6	81-189	.429	21-62	.339	40-54	.741	16	59	75	3.3	9	0	37	17	11	17	223	9.7		
11	PERKINS, Tony	26-12	461:51	17.8	72-156	.462	12-37	.324	39-46	.848	23	42	65	2.5	39	0	43	25	3	25	195	7.5		
20	SANDFORT, Payton	24-0	269:02	11.2	51-114	.447	30-74	.405	14-14	1.000	18	36	54	2.3	25	0	17	11	3	4	146	6.1		
0	REBRACA, Filip	26-26	548:47	21.1	62-114	.544	1-5	.200	24-41	.585	48	105	153	5.9	53	0	19	22	20	9	149	5.7		
2	TOUSSAINT, Joe	26-14	439:23	16.9	45-103	.437	6-27	.222	19-22	.864	11	29	40	1.5	39	0	86	34	1	40	115	4.4		
13	ASH, Austin	14-0	77:19	5.5	16-38	.421	8-26	.308	10-14	.714	3	7	10	0.7	4	0	11	6	0	0	50	3.6		
4	ULIS, Ahron	25-0	339:34	13.6	24-67	.358	2-9	.222	25-34	.735	13	38	51	2.0	25	0	52	25	0	14	75	3.0		
30	MCCAFFERY, Connor	24-3	423:32	17.6	20-50	.400	17-44	.386	13-18	.722	15	48	63	2.6	35	0	51	9	0	10	70	2.9		
23	OGUNDELE, Josh	13-0	64:14	4.9	8-17	.471	0-0	.000	1-6	.167	6	10	16	1.2	12	0	0	8	1	4	17	1.3		
44	MULVEY, Riley	15-0	71:43	4.8	5-11	.455	0-2	.000	4-4	1.000	4	9	13	0.9	9	0	2	3	5	0	14	0.9		
25	LAKETA, Luc	12-0	33:48	2.8	3-6	.500	3-5	.600	0-0	.000	1	1	2	0.2	1	0	1	3	0	2	9	0.8		
Team											39	39	78				13							
Total		26	5200		818-1667	.491	263-669	.393	393-511	.769	319	686	1005	38.7	380	0	442	240	116	202	2292	88.2		
Opponents		26	5200		680-1571	.433	189-581	.325	243-349	.696	263	588	851	32.7	463	7	358	354	71	136	1792	68.9		

Team Statistics

	IOWA	OPP
Scoring	2292	1792
Points per game	88.2	68.9
Scoring margin	+19.2	-
Field goals-att	818-1667	680-1571
Field goal pct	.491	.433
3 point fg-att	263-669	189-581
3-point FG pct	.393	.325
3-pt FG made per game	10.1	7.3
Free throws-att	393-511	243-349
Free throw pct	.769	.696
F-Throws made per game	15.1	9.3
Rebounds	1005	851
Rebounds per game	38.7	32.7
Rebounding margin	+5.9	-
Assists	442	358
Assists per game	17.0	13.8
Turnovers	240	354
Turnovers per game	9.2	13.6
Turnover margin	+4.4	-
Assist/turnover ratio	1.8	1.0
Steals	202	136
Steals per game	7.8	5.2
Blocks	116	71
Blocks per game	4.5	2.7
Winning streak	26	-
Home win streak	15	-
Attendance	180052	81659
Home games-Avg/Game	15-12003	6-13610
Neutral site-Avg/Game	-	5-13890

Team Results

Date	Opponent		Score	Att.
11/09/2021	Longwood	W	106-73	9259
11/12/2021	Kansas City	W	89-57	11133
11/16/2021	N.C. Central	W	86-69	9132
11/18/2021	Alabama St.	W	108-82	9957
11/22/2021	Western Mich.	W	109-61	10044
11/26/2021	Portland St.	W	85-51	11756
11/29/2021	at Virginia	W	75-74	13542
12/18/2021	vs Utah St.	W	94-75	3250
12/21/2021	Southeastern La.	W	93-62	10891
12/29/2021	Western Ill.	W	92-71	15056
01/03/2022	Maryland	W	80-75	10327
01/13/2022	Indiana	W	83-74	11246
01/16/2022	at Minnesota	W	81-71	10925
01/22/2022	Penn St.	W	68-51	15056
02/06/2022	Minnesota	W	71-59	14558
02/10/2022	at Maryland	W	110-87	12649
02/13/2022	Nebraska	W	98-75	13772
02/19/2022	at Ohio St.	W	75-62	15876
02/22/2022	Michigan St.	W	86-60	14634
02/25/2022	at Nebraska	W	88-78	15960
02/28/2022	Northwestern	W	82-61	13231
03/03/2022	at Michigan	W	82-71	12707
03/10/2022	vs Northwestern	W	112-76	14856
03/11/2022	vs Rutgers	W	84-74	15848
03/12/2022	vs Indiana	W	80-77	17762
03/13/2022	vs Purdue	W	75-66	17732



2021-22 Iowa Men's Basketball Combined Team Statistics Lost games

Page 1/1
as of Mar 21, 2022

Game Records

Record	Overall	Home	Away	Neutral
ALL GAMES	0-10	0-3	0-6	0-1
CONFERENCE	0-8	0-3	0-5	0-0
NON-CONFERENCE	0-2	0-0	0-1	0-1

Score by Periods

Team	1st	2nd	OT	TOT
Iowa	324	359	20	703
Opponents	368	378	24	770

Team Box Score

No.	Player				Total		3-Point		F-Throw		Rebounds													
		GP-GS	MIN	AVG	FG-FGA	FG%	3FG-3FGA	3FG%	FT-FTA	FT%	OFF	DEF	TOT	AVG	PF	DQ	A	TO	BLK	STL	PTS	AVG		
15	MURRAY, Keegan	9-9	305:59	34.0	60-151	.397	13-46	.283	36-54	.667	25	44	69	7.7	22	0	7	15	20	12	169	18.8		
22	MCCAFFERY, Patrick	9-9	253:54	28.2	43-105	.410	12-38	.316	15-23	.652	10	29	39	4.3	14	0	13	4	4	2	113	12.6		
24	MURRAY, Kris	10-1	188:47	18.9	33-84	.393	10-40	.250	15-25	.600	12	25	37	3.7	33	2	10	8	7	10	91	9.1		
11	PERKINS, Tony	10-3	192:34	19.3	27-66	.409	5-16	.313	13-19	.684	9	14	23	2.3	23	1	16	8	0	7	72	7.2		
3	BOHANNON, Jordan	10-10	267:39	26.8	19-67	.284	14-51	.275	16-19	.842	1	8	9	0.9	16	0	14	11	0	2	68	6.8		
0	REBRACA, Filip	10-10	222:03	22.2	24-47	.511	0-1	.000	11-17	.647	20	29	49	4.9	30	1	7	9	4	5	59	5.9		
2	TOUSSAINT, Joe	10-7	185:36	18.6	15-39	.385	3-8	.375	7-9	.778	5	16	21	2.1	16	0	28	15	0	11	40	4.0		
4	ULIS, Ahron	10-0	146:28	14.6	10-33	.303	2-3	.667	13-14	.929	6	12	18	1.8	16	0	21	7	0	5	35	3.5		
20	SANDFORT, Payton	10-0	86:31	8.7	10-32	.313	4-19	.211	1-2	.500	6	5	11	1.1	4	0	5	5	1	1	25	2.5		
23	OGUNDELE, Josh	6-0	33:37	5.6	5-7	.714	0-0	.000	2-4	.500	2	6	8	1.3	7	0	0	1	4	0	12	2.0		
30	MCCAFFERY, Connor	10-1	156:53	15.7	5-22	.227	5-21	.238	0-0	.000	4	18	22	2.2	18	1	14	4	0	7	15	1.5		
44	MULVEY, Riley	2-0	08:48	4.4	1-1	1.000	0-0	.000	0-0	.000	0	2	2	1.0	3	0	0	1	0	0	2	1.0		
13	ASH, Austin	4-0	01:10	0.3	1-1	1.000	0-0	.000	0-0	.000	0	0	0	0.0	1	0	0	0	0	0	2	0.5		
Team											11	19	30					3						
Total		10	2050		253-655	.386	68-243	.280	129-186	.694	111	227	338	33.8	203	5	135	91	40	62	703	70.3		
Opponents		10	2050		269-599	.449	70-207	.338	162-221	.733	128	314	442	44.2	178	2	160	136	33	52	770	77.0		

Team Statistics

	IOWA	OPP
Scoring	703	770
Points per game	70.3	77.0
Scoring margin	-6.7	-
Field goals-att	253-655	269-599
Field goal pct	.386	.449
3 point fg-att	68-243	70-207
3-point FG pct	.280	.338
3-pt FG made per game	6.8	7.0
Free throws-att	129-186	162-221
Free throw pct	.694	.733
F-Throws made per game	12.9	16.2
Rebounds	338	442
Rebounds per game	33.8	44.2
Rebounding margin	-10.4	-
Assists	135	160
Assists per game	13.5	16.0
Turnovers	91	136
Turnovers per game	9.1	13.6
Turnover margin	+4.5	-
Assist/turnover ratio	1.5	1.2
Steals	62	52
Steals per game	6.2	5.2
Blocks	40	33
Blocks per game	4.0	3.3
Winning streak	0	-
Home win streak	0	-
Attendance	37843	75804
Home games-Avg/Game	3-12614	6-12634
Neutral site-Avg/Game	-	1-16017

Team Results

Date	Opponent		Score	Att.
12/03/2021	at Purdue	L	70-77	14804
12/06/2021	Illinois	L	83-87	12072
12/09/2021	at Iowa St.	L	53-73	14267
01/06/2022	at Wisconsin	L	78-87	15212
01/19/2022	at Rutgers	L	46-48	8000
01/27/2022	Purdue	L	73-83	12723
01/31/2022	at Penn St.	Lot2	86-90	7977
02/17/2022	Michigan	L	79-84	13048
03/06/2022	at Illinois	L	72-74	15544
03/17/2022	vs Richmond	L	63-67	16017



2021-22 Iowa Men's Basketball Combined Team Statistics Home games

Page 1/1
as of Mar 01, 2022

Game Records

Record	Overall	Home	Away	Neutral
ALL GAMES	15-3	15-3	0-0	0-0
CONFERENCE	7-3	7-3	0-0	0-0
NON-CONFERENCE	8-0	8-0	0-0	0-0

Score by Periods

Team	1st	2nd	OT	TOT
Iowa	766	805	0	1571
Opponents	584	651	0	1235

Team Box Score

No.	Player				Total		3-Point		F-Throw		Rebounds													
		GP-GS	MIN	AVG	FG-FGA	FG%	3FG-3FGA	3FG%	FT-FTA	FT%	OFF	DEF	TOT	AVG	PF	DQ	A	TO	BLK	STL	PTS	AVG		
15	MURRAY, Keegan	18-18	526:37	29.3	163-284	.574	31-80	.388	79-103	.767	52	108	160	8.9	31	0	25	18	40	27	436	24.2		
22	MCCAFFERY, Patrick	15-15	362:08	24.1	62-140	.443	15-43	.349	27-31	.871	15	37	52	3.5	5	0	21	10	7	11	166	11.1		
24	MURRAY, Kris	17-0	287:57	16.9	65-129	.504	23-51	.451	29-40	.725	33	47	80	4.7	41	2	17	11	16	11	182	10.7		
3	BOHANNON, Jordan	18-18	455:11	25.3	50-137	.365	40-112	.357	42-46	.913	1	21	22	1.2	19	0	27	11	0	13	182	10.1		
20	SANDFORT, Payton	17-0	214:52	12.6	41-96	.427	23-65	.354	12-12	1.000	16	25	41	2.4	15	0	12	8	3	3	117	6.9		
11	PERKINS, Tony	18-5	302:01	16.8	45-101	.446	7-24	.292	26-30	.867	12	23	35	1.9	31	0	22	16	1	18	123	6.8		
0	REBRACA, Filip	18-18	363:53	20.2	40-79	.506	1-5	.200	19-31	.613	32	79	111	6.2	34	0	16	15	13	4	100	5.6		
2	TOUSSAINT, Joe	18-13	321:04	17.8	31-77	.403	5-16	.313	14-16	.875	10	23	33	1.8	24	0	71	26	0	35	81	4.5		
4	ULIS, Ahron	18-0	280:05	15.6	24-57	.421	3-8	.375	21-28	.750	10	29	39	2.2	23	0	43	18	0	12	72	4.0		
13	ASH, Austin	12-0	61:13	5.1	13-32	.406	5-20	.250	8-11	.727	3	5	8	0.7	5	0	8	5	0	0	39	3.3		
30	MCCAFFERY, Connor	17-3	293:40	17.3	13-36	.361	12-32	.375	10-14	.714	10	38	48	2.8	27	0	36	6	0	11	48	2.8		
44	MULVEY, Riley	11-0	54:43	5.0	4-8	.500	0-0	.000	4-4	1.000	4	9	13	1.2	7	0	2	3	2	0	12	1.1		
25	LAKETA, Luc	10-0	28:23	2.8	2-5	.400	2-4	.500	0-0	.000	1	0	1	0.1	1	0	1	3	0	2	6	0.6		
23	OGUNDELE, Josh	12-0	48:12	4.0	3-8	.375	0-0	.000	1-3	.333	3	9	12	1.0	8	0	0	4	3	3	7	0.6		
Team											24	32	56					10						
Total		18	3600		556-1189	.468	167-460	.363	292-369	.791	226	485	711	39.5	271	2	301	164	85	150	1571	87.3		
Opponents		18	3600		456-1093	.417	138-436	.317	185-263	.703	193	454	647	35.9	332	5	254	276	40	99	1235	68.6		

Team Statistics

	IOWA	OPP
Scoring	1571	1235
Points per game	87.3	68.6
Scoring margin	+18.7	-
Field goals-att	556-1189	456-1093
Field goal pct	.468	.417
3 point fg-att	167-460	138-436
3-point FG pct	.363	.317
3-pt FG made per game	9.3	7.7
Free throws-att	292-369	185-263
Free throw pct	.791	.703
F-Throws made per game	16.2	10.3
Rebounds	711	647
Rebounds per game	39.5	35.9
Rebounding margin	+3.6	-
Assists	301	254
Assists per game	16.7	14.1
Turnovers	164	276
Turnovers per game	9.1	15.3
Turnover margin	+6.2	-
Assist/turnover ratio	1.8	0.9
Steals	150	99
Steals per game	8.3	5.5
Blocks	85	40
Blocks per game	4.7	2.2
Winning streak	2	-
Home win streak	2	-
Attendance	217895	0
Home games-Avg/Game	18-12105	0-0
Neutral site-Avg/Game	-	0-0

Team Results

Date	Opponent		Score	Att.
11/09/2021	Longwood	W	106-73	9259
11/12/2021	Kansas City	W	89-57	11133
11/16/2021	N.C. Central	W	86-69	9132
11/18/2021	Alabama St.	W	108-82	9957
11/22/2021	Western Mich.	W	109-61	10044
11/26/2021	Portland St.	W	85-51	11756
12/06/2021	Illinois	L	83-87	12072
12/21/2021	Southeastern La.	W	93-62	10891
12/29/2021	Western Ill.	W	92-71	15056
01/03/2022	Maryland	W	80-75	10327
01/13/2022	Indiana	W	83-74	11246
01/22/2022	Penn St.	W	68-51	15056
01/27/2022	Purdue	L	73-83	12723
02/06/2022	Minnesota	W	71-59	14558
02/13/2022	Nebraska	W	98-75	13772
02/17/2022	Michigan	L	79-84	13048
02/22/2022	Michigan St.	W	86-60	14634
02/28/2022	Northwestern	W	82-61	13231



2021-22 Iowa Men's Basketball Combined Team Statistics Away games

Page 1/1
as of Mar 21, 2022

Game Records

Record	Overall	Home	Away	Neutral
ALL GAMES	6-6	0-0	6-6	0-0
CONFERENCE	5-5	0-0	5-5	0-0
NON-CONFERENCE	1-1	0-0	1-1	0-0

Score by Periods

Team	1st	2nd	OT	TOT
Iowa	454	442	20	916
Opponents	416	452	24	892

Team Box Score

No.	Player				Total		3-Point		F-Throw		Rebounds												
		GP-GS	MIN	AVG	FG-FGA	FG%	3FG-3FGA	3FG%	FT-FTA	FT%	OFF	DEF	TOT	AVG	PF	DQ	A	TO	BLK	STL	PTS	AVG	
15	MURRAY, Keegan	11-11	387:37	35.2	85-170	.500	19-52	.365	38-60	.633	29	62	91	8.3	24	0	14	13	22	9	227	20.6	
3	BOHANNON, Jordan	12-12	345:20	28.8	41-106	.387	34-84	.405	28-33	.848	4	13	17	1.4	20	0	24	11	0	8	144	12.0	
22	MCCAFFERY, Patrick	11-11	285:09	25.9	37-104	.356	11-40	.275	20-32	.625	8	37	45	4.1	13	0	21	7	6	5	105	9.5	
24	MURRAY, Kris	12-1	231:52	19.3	44-96	.458	13-42	.310	9-21	.429	17	34	51	4.3	31	0	13	12	12	12	110	9.2	
11	PERKINS, Tony	12-5	218:55	18.2	37-80	.463	6-13	.462	15-20	.750	14	23	37	3.1	17	0	14	9	1	10	95	7.9	
0	REBRACA, Filip	12-12	280:27	23.4	33-61	.541	0-1	.000	12-19	.632	27	30	57	4.8	32	1	3	14	5	8	78	6.5	
2	TOUSSAINT, Joe	12-7	225:24	18.8	22-49	.449	3-14	.214	6-9	.667	3	20	23	1.9	19	0	36	15	0	8	53	4.4	
23	OGUNDELE, Josh	4-0	26:38	6.7	5-7	.714	0-0	.000	2-4	.500	2	5	7	1.8	7	0	0	2	2	0	12	3.0	
4	ULIS, Ahron	12-0	168:36	14.1	8-36	.222	1-3	.333	15-18	.833	7	17	24	2.0	16	0	23	8	0	4	32	2.7	
30	MCCAFFERY, Connor	11-1	177:48	16.2	8-21	.381	8-20	.400	2-3	.667	7	16	23	2.1	20	1	12	5	0	6	26	2.4	
20	SANDFORT, Payton	11-0	79:28	7.2	9-23	.391	5-14	.357	1-2	.500	4	5	9	0.8	6	0	6	6	1	1	24	2.2	
13	ASH, Austin	4-0	08:28	2.1	3-4	.750	2-3	.667	0-0	.000	0	0	0	0.0	0	0	0	0	0	0	8	2.0	
44	MULVEY, Riley	3-0	12:34	4.2	1-1	1.000	0-0	.000	0-0	.000	0	2	2	0.7	4	0	0	1	0	0	2	0.7	
25	LAKETA, Luc	1-0	01:43	1.7	0-0	.000	0-0	.000	0-0	.000	0	0	0	0.0	0	0	0	0	0	0	0	0.0	
Team											14	18	32					2					
Total		12	2450		333-758	.439	102-286	.357	148-221	.670	136	282	418	34.8	209	2	166	105	49	71	916	76.3	
Opponents		12	2450		329-714	.461	83-231	.359	151-212	.712	139	318	457	38.1	205	3	167	148	47	58	892	74.3	

Team Statistics

	IOWA	OPP
Scoring	916	892
Points per game	76.3	74.3
Scoring margin	+2.0	-
Field goals-att	333-758	329-714
Field goal pct	.439	.461
3 point fg-att	102-286	83-231
3-point FG pct	.357	.359
3-pt FG made per game	8.5	6.9
Free throws-att	148-221	151-212
Free throw pct	.670	.712
F-Throws made per game	12.3	12.6
Rebounds	418	457
Rebounds per game	34.8	38.1
Rebounding margin	-3.3	-
Assists	166	167
Assists per game	13.8	13.9
Turnovers	105	148
Turnovers per game	8.8	12.3
Turnover margin	+3.6	-
Assist/turnover ratio	1.6	1.1
Steals	71	58
Steals per game	5.9	4.8
Blocks	49	47
Blocks per game	4.1	3.9
Winning streak	0	-
Home win streak	0	-
Attendance	0	157463
Home games-Avg/Game	0-0	12-13122
Neutral site-Avg/Game	-	0-0

Team Results

Date	Opponent		Score	Att.
11/29/2021	at Virginia	W	75-74	13542
12/03/2021	at Purdue	L	70-77	14804
12/09/2021	at Iowa St.	L	53-73	14267
01/06/2022	at Wisconsin	L	78-87	15212
01/16/2022	at Minnesota	W	81-71	10925
01/19/2022	at Rutgers	L	46-48	8000
01/31/2022	at Penn St.	Lot2	86-90	7977
02/10/2022	at Maryland	W	110-87	12649
02/19/2022	at Ohio St.	W	75-62	15876
02/25/2022	at Nebraska	W	88-78	15960
03/03/2022	at Michigan	W	82-71	12707
03/06/2022	at Illinois	L	72-74	15544



2021-22 Iowa Men's Basketball Combined Team Statistics Neutral games

Page 1/1
as of Mar 21, 2022

Game Records

Record	Overall	Home	Away	Neutral
ALL GAMES	5-1	0-0	0-0	5-1
CONFERENCE	0-0	0-0	0-0	0-0
NON-CONFERENCE	5-1	0-0	0-0	5-1

Score by Periods

Team	1st	2nd	OT	TOT
Iowa	251	257	0	508
Opponents	205	230	0	435

Team Box Score

No.	Player				Total		3-Point		F-Throw		Rebounds														
		GP-GS	MIN	AVG	FG-FGA	FG%	3FG-3FGA	3FG%	FT-FTA	FT%	OFF	DEF	TOT	AVG	PF	DQ	A	TO	BLK	STL	PTS	AVG			
15	MURRAY, Keegan	6-6	202:42	33.8	59-100	.590	16-34	.471	25-27	.926	19	33	52	8.7	10	0	13	8	6	9	159	26.5			
3	BOHANNON, Jordan	6-6	168:53	28.1	21-48	.438	17-42	.405	10-11	.909	0	9	9	1.5	9	0	14	10	0	6	69	11.5			
22	MCCAFFERY, Patrick	6-6	125:29	20.9	25-50	.500	7-17	.412	8-14	.571	3	14	17	2.8	5	0	8	4	2	3	65	10.8			
11	PERKINS, Tony	6-5	133:28	22.2	17-41	.415	4-16	.250	11-15	.733	6	10	16	2.7	14	1	23	8	1	4	49	8.2			
24	MURRAY, Kris	6-0	108:11	18.0	15-34	.441	7-18	.389	11-15	.733	5	13	18	3.0	15	0	7	4	3	6	48	8.0			
20	SANDFORT, Payton	6-0	61:13	10.2	11-27	.407	6-14	.429	2-2	1.000	4	11	15	2.5	8	0	4	2	0	1	30	5.0			
0	REBRACA, Filip	6-6	126:30	21.1	13-21	.619	0-0	.000	4-8	.500	9	25	34	5.7	17	0	7	2	6	2	30	5.0			
2	TOUSSAINT, Joe	6-1	78:32	13.1	7-16	.438	1-5	.200	6-6	1.000	3	2	5	0.8	12	0	7	8	1	8	21	3.5			
23	OGUNDELE, Josh	3-0	23:01	7.7	5-9	.556	0-0	.000	0-3	.000	3	2	5	1.7	4	0	0	3	0	1	10	3.3			
25	LAKETA, Luc	1-0	03:42	3.7	1-1	1.000	1-1	1.000	0-0	.000	0	1	1	1.0	0	0	0	0	0	0	3	3.0			
13	ASH, Austin	2-0	08:48	4.4	1-3	.333	1-3	.333	2-3	.667	0	2	2	1.0	0	0	3	1	0	0	5	2.5			
30	MCCAFFERY, Connor	6-0	108:57	18.2	4-15	.267	2-13	.154	1-1	1.000	2	12	14	2.3	6	0	17	2	0	0	11	1.8			
4	ULIS, Ahron	5-0	37:21	7.5	2-7	.286	0-1	.000	2-2	1.000	2	4	6	1.2	2	0	7	6	0	3	6	1.2			
44	MULVEY, Riley	3-0	13:14	4.4	1-3	.333	0-2	.000	0-0	.000	0	0	0	0.0	1	0	0	0	3	0	2	0.7			
Team											12	8	20				4								
Total		6	1200		182-375	.485	62-166	.373	82-107	.766	68	146	214	35.7	103	1	110	62	22	43	508	84.7			
Opponents		6	1200		164-363	.452	38-121	.314	69-95	.726	59	130	189	31.5	104	1	97	66	17	31	435	72.5			

Team Statistics

	IOWA	OPP
Scoring	508	435
Points per game	84.7	72.5
Scoring margin	+12.2	-
Field goals-att	182-375	164-363
Field goal pct	.485	.452
3 point fg-att	62-166	38-121
3-point FG pct	.373	.314
3-pt FG made per game	10.3	6.3
Free throws-att	82-107	69-95
Free throw pct	.766	.726
F-Throws made per game	13.7	11.5
Rebounds	214	189
Rebounds per game	35.7	31.5
Rebounding margin	+4.2	-
Assists	110	97
Assists per game	18.3	16.2
Turnovers	62	66
Turnovers per game	10.3	11.0
Turnover margin	+0.7	-
Assist/turnover ratio	1.8	1.5
Steals	43	31
Steals per game	7.2	5.2
Blocks	22	17
Blocks per game	3.7	2.8
Winning streak	0	-
Home win streak	0	-
Attendance	0	0
Home games-Avg/Game	0-0	0-0
Neutral site-Avg/Game	-	6-14244

Team Results

Date	Opponent		Score	Att.
12/18/2021	vs Utah St.	W	94-75	3250
03/10/2022	vs Northwestern	W	112-76	14856
03/11/2022	vs Rutgers	W	84-74	15848
03/12/2022	vs Indiana	W	80-77	17762
03/13/2022	vs Purdue	W	75-66	17732
03/17/2022	vs Richmond	L	63-67	16017



2021-22 Iowa Men's Basketball Season/Career Statistics All games

Page 1/1
as of Mar 21, 2022

Summary

Player	Season Statistics										Career Statistics									
	GP-GS	MIN/G	FG%	3FG%	FT%	R/G	A/G	STL	BLK	PTS/G	GP-GS	MIN/G	FG%	3FG%	FT%	R/G	A/G	STL	BLK	PTS/G
ASH, Austin	18-0	4.4	.436	.308	.714	0.6	0.6	0	0	2.9	44-0	3.7	.369	.306	.684	0.5	0.4	7	0	2.1
BOHANNON, Jordan	36-36	26.9	.385	.382	.889	1.3	1.8	27	0	11.0	179-169	29.4	.389	.397	.887	2.2	3.9	125	2	11.4
LAKETA, Luc	12-0	2.8	.500	.600	.000	0.2	0.1	2	0	0.8	12-0	2.8	.500	.600	.000	0.2	0.1	2	0	0.8
MCCAFFERY, Connor	34-4	17.1	.347	.338	.722	2.5	1.9	17	0	2.5	134-66	21.7	.346	.310	.736	2.7	3.1	96	8	4.0
MCCAFFERY, Patrick	32-32	24.1	.422	.330	.714	3.6	1.6	19	15	10.5	65-32	19.3	.424	.313	.712	3.1	1.2	31	27	7.8
MULVEY, Riley	17-0	4.7	.500	.000	1.000	0.9	0.1	0	5	0.9	17-0	4.7	.500	.000	1.000	0.9	0.1	0	5	0.9
MURRAY, Keegan	35-35	31.9	.554	.398	.747	8.7	1.5	45	68	23.5	66-39	25.3	.543	.373	.749	7.0	1.0	71	107	15.8
MURRAY, Kris	35-1	17.9	.479	.387	.645	4.3	1.1	29	31	9.7	48-1	13.9	.467	.371	.654	3.3	0.8	30	32	7.3
OGUNDELE, Josh	19-0	5.2	.542	.000	.300	1.3	0.0	4	5	1.5	27-0	4.3	.533	.000	.286	1.2	0.0	4	5	1.3
PERKINS, Tony	36-15	18.2	.446	.321	.800	2.4	1.6	32	3	7.4	60-15	13.4	.447	.321	.738	2.0	1.3	37	4	5.1
REBRACA, Filip	36-36	21.4	.534	.167	.603	5.6	0.7	14	24	5.8	36-36	21.4	.534	.167	.603	5.6	0.7	14	24	5.8
SANDFORT, Payton	34-0	10.5	.418	.366	.938	1.9	0.6	5	4	5.0	34-0	10.5	.418	.366	.938	1.9	0.6	5	4	5.0
TOUSSAINT, Joe	36-21	17.4	.423	.257	.839	1.7	3.2	51	1	4.3	98-41	15.6	.404	.277	.766	1.6	2.8	111	4	4.8
ULIS, Ahron	35-0	13.9	.340	.333	.792	2.0	2.1	19	0	3.1	52-0	11.6	.339	.267	.824	1.6	1.8	20	1	2.7

Scoring

Player	Season Statistics									Career Statistics								
	FG-FGA	FG%	3FG-3FGA	3FG%	FT-FTA	FT%	PTS	PTS/G		FG-FGA	FG%	3FG-3FGA	3FG%	FT-FTA	FT%	PTS	PTS/G	
ASH, Austin	17-39	.436	8-26	.308	10-14	.714	52	2.9		31-84	.369	19-62	.306	13-19	.684	94	2.1	
BOHANNON, Jordan	112-291	.385	91-238	.382	80-90	.889	395	11.0		604-1554	.389	455-1147	.397	370-417	.887	2033	11.4	
LAKETA, Luc	3-6	.500	3-5	.600	0-0	.000	9	0.8		3-6	.500	3-5	.600	0-0	.000	9	0.8	
MCCAFFERY, Connor	25-72	.347	22-65	.338	13-18	.722	85	2.5		150-434	.346	80-258	.310	156-212	.736	536	4.0	
MCCAFFERY, Patrick	124-294	.422	33-100	.330	55-77	.714	336	10.5		187-441	.424	46-147	.313	84-118	.712	504	7.8	
MULVEY, Riley	6-12	.500	0-2	.000	4-4	1.000	16	0.9		6-12	.500	0-2	.000	4-4	1.000	16	0.9	
MURRAY, Keegan	307-554	.554	66-166	.398	142-190	.747	822	23.5		391-720	.543	82-220	.373	182-243	.749	1046	15.8	
MURRAY, Kris	124-259	.479	43-111	.387	49-76	.645	340	9.7		127-272	.467	43-116	.371	51-78	.654	348	7.3	
OGUNDELE, Josh	13-24	.542	0-0	.000	3-10	.300	29	1.5		16-30	.533	0-0	.000	4-14	.286	36	1.3	
PERKINS, Tony	99-222	.446	17-53	.321	52-65	.800	267	7.4		114-255	.447	18-56	.321	59-80	.738	305	5.1	
REBRACA, Filip	86-161	.534	1-6	.167	35-58	.603	208	5.8		86-161	.534	1-6	.167	35-58	.603	208	5.8	
SANDFORT, Payton	61-146	.418	34-93	.366	15-16	.938	171	5.0		61-146	.418	34-93	.366	15-16	.938	171	5.0	
TOUSSAINT, Joe	60-142	.423	9-35	.257	26-31	.839	155	4.3		170-421	.404	23-83	.277	108-141	.766	471	4.8	
ULIS, Ahron	34-100	.340	4-12	.333	38-48	.792	110	3.1		39-115	.339	4-15	.267	56-68	.824	138	2.7	

Totals

Player	Season Statistics									Career Statistics								
	O-REB	D-REB	TOTAL	PF	FO	A	TO	A/TO		O-REB	D-REB	TOTAL	PF	FO	A	TO	A/TO	
ASH, Austin	3	7	10	5	0	11	6	1.8		3	21	24	10	0	19	8	2.4	
BOHANNON, Jordan	5	43	48	48	0	65	32	2.0		34	360	394	275	0	704	289	2.4	
LAKETA, Luc	1	1	2	1	0	1	3	0.3		1	1	2	1	0	1	3	0.3	
MCCAFFERY, Connor	19	66	85	53	1	65	13	5.0		66	293	359	277	4	410	117	3.5	
MCCAFFERY, Patrick	26	88	114	23	0	50	21	2.4		54	148	202	45	0	79	34	2.3	
MULVEY, Riley	4	11	15	12	0	2	4	0.5		4	11	15	12	0	2	4	0.5	
MURRAY, Keegan	100	203	303	65	0	52	39	1.3		150	311	461	123	1	69	59	1.2	
MURRAY, Kris	55	94	149	87	2	37	27	1.4		58	99	157	90	2	38	29	1.3	
OGUNDELE, Josh	8	16	24	19	0	0	9	0.0		14	18	32	24	0	0	9	0.0	
PERKINS, Tony	32	56	88	62	1	59	33	1.8		42	77	119	83	1	75	36	2.1	
REBRACA, Filip	68	134	202	83	1	26	31	0.8		68	134	202	83	1	26	31	0.8	
SANDFORT, Payton	24	41	65	29	0	22	16	1.4		24	41	65	29	0	22	16	1.4	
TOUSSAINT, Joe	16	45	61	55	0	114	49	2.3		46	114	160	166	1	279	156	1.8	
ULIS, Ahron	19	50	69	41	0	73	32	2.3		25	59	84	49	0	93	38	2.4	