



IOWA HAWKEYES

BASEBALL

MEDIA CONTACT: JAMES ALLAN | 319-530-5792 | james-allan@uiowa.edu

ESTABLISHED 1890 | 8 BIG TEN CHAMPIONSHIPS | 5 NCAA REGIONAL APPEARANCES | 1 COLLEGE WORLD SERIES APPEARANCE | 22 ALL-AMERICANS

Date	Opponent	Time
2/18	& vs. Air Force	W, 12-2
2/19	& vs. Ball State	W, 11-1
2/20	& vs. Bucknell	W, 3-0
2/25	% vs. Pepperdine	W, 3-1
2/26	% at Texas A&M Corpus Christi	L, 1-2 (11)
2/27	% vs. Wichita State	L, 7-8
3/1	Loras College	L, 1-3
3/2	Cornell College	W, 8-0
3/4	\$ vs. Wichita State	L, 4-6
3/5	\$ vs. Texas A&M	L, 3-7
3/6	\$ vs. Washington State	W, 6-5
3/9	Saint Thomas	Canceled
3/11	at UC Irvine	L, 6-7
3/12	at UC Irvine	L, 1-2
3/13	at UC Irvine	W, 12-10
3/15	at San Diego State	W, 6-4
3/18	#12/17 Texas Tech	Canceled
3/19	#12/17 Texas Tech	L, 3-11
3/20	#12/17 Texas Tech	W, 6-3
3/22	Saint Thomas	W, 6-5
3/23	Grand View	Canceled
3/25	Central Michigan	W, 7-4
3/26	Central Michigan	L, 1-10
3/27	Central Michigan	W, 4-2
3/29	at Illinois State	Canceled
4/2	* at Michigan	W, 8-2
4/2	* at Michigan	L, 0-2
4/3	* at Michigan	W, 10-3
4/6	at Bradley	W, 9-8 (11)
4/9	* Illinois	W, 4-2
4/9	* Illinois	L, 5-7 (13)
4/10	* Illinois	L, 5-9
4/12	at Milwaukee	W, 16-2
4/15	* Minnesota (BTN)	W, 9-3
4/16	* Minnesota	W, 2-1
4/17	* Minnesota	W, 9-3
4/19	Bradley	W, 15-8
4/22	* at #8 Rutgers	W, 4-1
4/23	* at #8 Rutgers	W, 12-2
4/24	* at #8 Rutgers	L, 4-10
4/26	Western Illinois	W, 11-1 (7)
4/29	* at Nebraska (BTN)	7:02 p.m.
4/30	* at Nebraska	2:05 p.m.
5/1	* at Nebraska	12:05 p.m.
5/3	Illinois State	6:05 p.m.
5/6	* Purdue	6:05 p.m.
5/7	* Purdue	2:05 p.m.
5/8	* Purdue	1:05 p.m.
5/13	* at Michigan State	5:35 p.m.
5/14	* at Michigan State	3:05 p.m.
5/15	* at Michigan State	12:05 p.m.
5/17	at UIC	6:05 p.m.
5/19	* Indiana	6:05 p.m.
5/20	* Indiana	6:05 p.m.
5/21	* Indiana (ESPN)	8:02 p.m.
5/24-29	! at Big Ten Tournament	TBA
6/3-5	NCAA Regionals	TBA

& Swig & Swine Classic (Charleston, S.C.) | % Kleberg Bank Classic (Corpus Christi, Texas) | \$ Frisco Classic (Frisco, Texas) | * Big Ten Conference contest | ! Played in Omaha, Neb. | All times Central and subject to change



IOWA HAWKEYES (24-13, 8-4)

HEAD COACH | RICK HELLER (9TH SEASON) | CAREER RECORD: 954-734-4



NEBRASKA CORNHUSKERS (17-23, 5-7)

HEAD COACH | WILL BOLDT (3RD SEASON) | CAREER RECORD: 198-127

LEADING OFF

- The Hawkeyes have won eight of their last nine, 11 of 14 and 16 of 21 games to improve to 24-13 overall. Iowa won a season-best seven consecutive games from April 12-23.
- Iowa is 8-4 in the Big Ten, which is tied for fourth in the regular season standings. The Hawkeyes have won three of their last four series, which includes a road win at No. 8 and league-leading Rutgers last weekend in Piscataway.
- Head coach Rick Heller won his 250th game as Iowa's head coach in the Hawkeyes' 6-5 victory over St. Thomas on March 21 and his 950th game on April 17 against Minnesota. Heller is third all-time on the program's career wins list.
- Graduate student Connor Schultz and redshirt sophomore Peyton Williams were tabbed as the Big Ten Pitcher of the Week and Big Ten Player of the Week on April 27. It is the team's school record seventh and eighth Big Ten weekly honors this season.
- Williams hit for the cycle against Bradley on April 19, finishing 5-for-5 with two doubles, a triple, home run, five RBIs and four runs scored. It is the first cycle by a Hawkeye since Lorenzo Elion in 2018. The five hits tied a single-game school record (last set by Elion) and his five RBIs and four runs scored were career highs.
- Over the last 10 games, Iowa is 8-2 overall and is averaging 8.7 runs per game. The Hawkeyes are hitting .318 as a team with six players hitting over .300. Williams is hitting .486 with nine extra base hits and 13 RBIs.
- During his last two starts, redshirt sophomore Adam Mazur is 2-0 with a 1.12 ERA with 22 strikeouts to zero walks in wins over Minnesota and No. 8 Rutgers. The Minnesota native went eight innings in back-to-back starts.
- The Hawkeyes have overcome deficits in 15 games this season. Iowa is 11-4 in such contests.
- Iowa's pitching staff has been remarkable through the first 2 1/2 months of the 2022 season, allowing just 233 hits and fanning 444 over 332 1/3 innings, while limiting hitters to a .196 average.
- Iowa leads the nation in strikeouts per nine innings (12.1) and is second in hits allowed per nine innings (6.22). The Hawkeyes are also 12th in ERA (3.49) and 13th in WHIP (1.24).
- The pitching staff ranks in the top two in the Big Ten in six categories. Iowa leads the Big Ten in strikeouts (444), fewest hits allowed (233), batting average against (.196), fewest runs (157) and fewest earned runs (129), while ranking second in ERA (3.49).
- Seventeen of Iowa's 37 games have been decided by two runs or fewer. The Hawkeyes are 9-8 in such contests.
- Iowa has advanced to the postseason in six of Heller's eight seasons (there was no Big Ten/NCAA Tournament in 2020 and no Big Ten Tournament in 2021 because of COVID). He has led the Hawkeyes to two NCAA Regional appearances (2015, 2017).

PITCHING PROBABLES

GAME 1	GAME 2	GAME 3
Iowa: RHP Adam Mazur (4-2, 2.76 ERA) NU: RHP Shay Schanaman (2-6, 4.34 ERA)	Iowa: RHP Connor Schultz (2-0, 1.97 ERA) NU: LHP Emmett Olson (1-3, 2.45 ERA)	Iowa: RHP Ty Langenberg (4-1, 3.89 ERA) NU: TBA

MULTIMEDIA GAME INFORMATION

LIVE STREAMING/TV	RADIO	LIVE STATISTICS
BTN (Friday) BTN+ (Saturday/Sunday)	Hawkeye Radio Network/ The Varsity Network Zach Mackey (play-by-play)	hawkeyesports.com





HEAD COACH RICK HELLER 9TH SEASON | IOWA'S 3RD BASE COACH

OVERALL RECORD

- 954-734-4 (35th season)
- At Iowa: 264-167-0 (8th season)
- Signed a contract extension in 2021, keeping him in Iowa City through June, 2026
- Coaches third base on game days

COACHING EXPERIENCE

- University of Iowa | 2014-present
- Indiana State | 2010-13
- Northern Iowa | 2000-09
- Upper Iowa | 1988-1999

EDUCATION

Upper Iowa, 1986

IOWA COACHING HIGHLIGHTS

- Two NCAA Regional appearances in three seasons (2015, 2017)
- Led Iowa to first NCAA Tournament victory since 1972
- 2017 Big Ten Tournament champions -- first in school history
- Led USA Team to a silver medal at the 2017 World University Games -- USA's first medal in Universiade history
- Six 30-win seasons in eight years... 264 victories in eight+ years
- Coached nine All-Americans, one Big Ten Player of the Year, one Big Ten Pitcher of the Year and 26 All-Big Ten selections in eight seasons
- Coached 23 Major League Baseball Draft picks in eight seasons

HELLER'S YEAR-BY-YEAR RECORD

Year	School	Record	Pct.	2007	No. Iowa	23-28	.450
1988	Upper IA	7-30	.189	2008	No. Iowa	30-24	.556
1989	Upper IA	10-23	.303	2009	No. Iowa	23-26	.469
1990	Upper IA	19-17	.527	2010	Ind. State	35-19	.648
1991	Upper IA	22-13	.629	2011	Ind. State	29-28	.509
1992	Upper IA	23-16	.590	2012	Ind. State	41-19	.683
1993	Upper IA	21-15-1	.581	2013	Ind. State	26-25	.510
1994	Upper IA	21-18-1	.538	2014	Iowa	30-23	.566
1995	Upper IA	31-13	.705	2015	Iowa	41-18	.695
1996	Upper IA	37-14	.725	2016	Iowa	30-26	.536
1997	Upper IA	30-14	.682	2017	Iowa	39-22	.639
1998	Upper IA	38-8	.826	2018	Iowa	33-20	.623
1999	Upper IA	30-15-1	.663	2019	Iowa	31-24	.564
2000	No. Iowa	23-33	.411	2020	Iowa	10-5	.667
2001	No. Iowa	35-28	.556	2021	Iowa	26-18	.591
2002	No. Iowa	30-25-1	.545	2022	Iowa	24-13	.649
2003	No. Iowa	27-28	.491				
2004	No. Iowa	25-31	.446				
2005	No. Iowa	26-28	.481				
2006	No. Iowa	28-27	.509				
		Totals		954-734-4			

ABOUT HEAD COACH RICK HELLER

Rick Heller has turned the University of Iowa baseball program into a perennial Big Ten Conference and NCAA contender in his first seven seasons as the Hawkeyes' head coach.

Heller has injected new life into the Iowa program, leading the Hawkeyes to the 264 victories -- an average of 30.5 wins per season -- advancing to two NCAA Regionals, and claiming the first Big Ten Tournament title in program history. The 2017 title was Iowa's first since winning the regular season crown in 1990.

The Eldon, Iowa, native became the 20th head coach in program history in 2013 -- his fourth stop as a collegiate head coach. He has enjoyed stints at Iowa (2014-present), Indiana State (2009-13), Northern Iowa (1999-2009), and Upper Iowa (1987-99), leading all four schools to NCAA postseason play. He is one of nine coaches all-time and one of five active coaches to lead three different Division I programs to NCAA Regional play.

In 35 seasons as a head coach, Heller owns a career record of 954-734-4. He is one of two Iowa head coaches to lead the program to the NCAA Tournament.

At Iowa

Under Heller's watch, Iowa has advanced to the postseason in six consecutive years for the first time in program history, he has coached eight All-Americans and at least one first-team All-Big Ten selection in six of his eight seasons. Heller has coached one Big Ten Player of the Year (Jake Adams), one Big Ten Pitcher of the Year (Trenton Wallace -- the first in school history) and Iowa has had 23 Major League Baseball Draft picks in eight seasons, including 21 in a six-year stretch, the most all-time.

Heller has also given the Hawkeyes an international flavor, taking the team to the Dominican Republic in 2016 and Taipei, Taiwan, as the United States representative at the 2017 World University Games. Heller led USA to a silver medal, as the team became the first American squad to medal in Universiade history.



MARTY SUTHERLAND

- Associate Head Coach
- Recruiting Coordinator
- 9th Season
- Alma Mater: Northern Iowa, 2002



ROBIN LUND

- Assistant Coach
- Pitching Coach
- 4th Season
- Alma Mater: Whitworth College, 1995



DAVID PEARSON

- Volunteer Assistant Coach
- Hitting Coach | 1st Base Coach
- 1st Season
- Alma Mater: Mayville State, 2003



NIC UNGS

- Director, Baseball Operations
- 5th Season
- Alma Mater: Northern Iowa, 2001

USA team went 5-2 during the two-week stretch, before falling to Japan in the gold medal game. The Americans posted victories over Mexico, Russia, Korea, and two games against the Czech Republic. Junior Cole McDonald tossed a nine-inning no-hitter in game one against the Czechs -- the first by a Hawkeye since 1965.

During Heller's second season, Heller guided Iowa to an at-large berth into NCAA Regional play in 2015 -- a first for the program since 1990 -- and the team posted the school's first NCAA Tournament win since 1972. The Hawkeyes were the runners-up at the 2016 Big Ten Tournament before claiming the program's first tournament title in 2017 to lock up the school's second NCAA Regional appearance in three seasons.

Iowa made just three NCAA Tournament appearances in its history prior to Heller's arrival.



THIS WEEK

The University of Iowa baseball team heads to Lincoln, Nebraska, for a three-game Big Ten road series at Nebraska from April 29-May 1 at Hawks Field at Haymarket Park. Friday's series opener will begin at 7:02 p.m. (CT) followed by 2:02 p.m. and 12:05 p.m. starts on Saturday and Sunday.

WATCH/LISTEN LIVE

- Friday's series opener will be televised live on BTN with Kevin Kugler (play-by-play) and Jeff Leise (color) on the call.
- Saturday and Sunday's games will be streamed online via BTN+ (\$).
- All three games will be broadcast on the Hawkeye Radio Network with Zach Mackey on the call. Fans can access the stream free by downloading The Varsity Network app.
- All games can be heard on the radio on 800 AM KXIC (Iowa City), 1360 AM KMJM (Cedar Rapids), 95.9 FM KKFD (Fairfield) and 101.1 FM & 1220 AM KJAN (Atlantic).
- Live stats will be available on hawkeyesports.com and live updates will be available on Twitter (@UIBaseball).

OF NOTE

- Iowa has had six games canceled/altered because of weather this season.
- Four Hawkeyes -- Keaton Anthony (18), Peyton Williams (17), Izaya Fullard (15) and Will Mulflur (10) -- are riding double-digit reached base streaks. Anthony and Mulflur's streaks are career-bests.
- Iowa scored 14 runs in back-to-back seventh innings against Minnesota and Bradley. The Hawkeyes' eight runs against the Gophers matched a season-high inning scoring output (at Milwaukee, 4/12).
- The Hawkeyes have used six different starting pitchers in their weekend rotation during the first 11 weeks of the season.
- Iowa has scored 10 or more runs in eight games this season. The Hawkeyes have 15 games with 10 or more hits with seven coming since April 9.
- Iowa's pitching staff has allowed four runs or fewer in 23 of its 37 games and five or fewer hits in 17 contests.
- The Hawkeyes have played errorless baseball in 16 games this season. Iowa is 15-1 in such contests. The team didn't commit an error in a stretch of five games from April 16-23. The Hawkeyes have one error over their last seven contests.
- Head coach Rick Heller is 32-33 against ranked opponents during his Hawkeye tenure. Iowa has posted at least one win over a ranked foe in each of the last eight seasons.
- Iowa won two of three games at Michigan from April 2-4. It was the program's first road series win in Ann Arbor since 2015.

- The Hawkeyes are picked as an NCAA Regional team by D1Baseball.com and Baseball America in 2022 and are tabbed to finish in the top four of the Big Ten standings. Mazur is a preseason All-Big Ten selection by Perfect Game, while RHP Marcus Morgan was tabbed as D1Baseball's Preseason Big Ten Freshman of the Year.
- Senior Dylan Nedved and redshirt sophomores Adam Mazur and Peyton Williams were named Big Ten Players to Watch. The Hawkeyes were picked to finish third in a vote of the league's head coaches.
- Redshirt sophomore Peyton Williams will play with the Cotuit Kettleers in June in the Cape Cod League.
- Iowa's 2022 newcomer class (transfers and freshman) is rated as the 23rd-best recruiting class in the country by D1Baseball.com.

MR. CYCLE

Redshirt sophomore Peyton Williams hit for the cycle in Iowa's 15-8 midweek win over Bradley on April 19. The Johnston, Iowa, native doubled in the first, singled in the third, homered in the fourth -- a 410 foot blast with a 112 mph exit velocity -- was hit by a pitch in the sixth, doubled again in the seventh and tripled down the right field line in the eighth.

- Williams tied a school record with his five hits and his five RBIs and four runs scored were career-highs.
- The cycle was the first for a Hawkeye since Lorenzo Elion in 2018. Williams is the third player at Iowa to hit for the cycle under head coach Rick Heller (Mason McCoy).

RETURNING REINFORCEMENTS

The Hawkeyes are slowly getting back to near full strength from an injury standpoint.

- Redshirt junior Brendan Sher returned to the lineup at Rutgers (and he hit his third home run in the series opener).
- Redshirt sophomore Sam Hohnar entered Tuesday's game as a defensive replacement after missing 12 games with mono.
- Sophomore Andy Nelson is closer to returning from a hamstring injury suffered in game two against Illinois on April 2.

B1G POW X 2

Iowa earned its record seventh and eighth Big Ten weekly honors on April 27 when Connor Schultz (Pitcher of the Week) and Peyton Williams (Player of the Week) earned their first career honors.

- Schultz earned the distinction after tossing eight shutout innings, scattering two hits, walking one and fanning six against No. 8 Rutgers. The Cedar Falls, Iowa, native needed just 85 pitches to shut down the high-powered Rutgers offense.
- Williams was the Player of the Week after

TEAM COMPARISON

Below is a look at how Iowa stacks up against this week's opponent in overall statistics.

	IOWA	NU
Overall Record	24-13	17-23
Home/Away/Neutral	11-5/8-5/5-3	9-10/6-10/2-3
Conference Record	8-4	5-7
vs. Top 25	3-2	0-3
Last 10 games	8-2	5-5

Batting Avg.	.277	.247
Runs	234	230
Hits	356	322
2B-3B-HR	75-8-30	61-13-34
RBIs	211	202

ERA	3.49	4.95
Innings	332.1	342.0
Hits	233	338
Runs-Earned	157-129	239-188
BB-K	182-444	153-323

Fielding Pct.	.974	.966
Errors	35	49
Double Plays	19	29

2022 B1G STANDINGS (As of 4/27)

Team	B1G	Pct.	Overall	Pct.
Rutgers	12-3	.800	33-9	.786
Maryland	9-3	.750	33-8	.805
Illinois	11-4	.733	21-17	.553
IOWA	8-4	.667	24-13	.649
Michigan	8-4	.667	22-16	.579
Northwestern	6-6	.500	19-17	.528
Penn State	7-8	.467	18-21	.462
Nebraska	5-7	.417	17-23	.425
Purdue	4-6	.400	23-13	.639
Indiana	4-8	.333	18-23	.439
Michigan State	3-9	.250	18-21	.462
Ohio State	3-10	.231	13-23	.361
Minnesota	2-10	.167	11-27	.289

April 29-May 1
Omaha at Penn State
Michigan at Purdue
Rutgers at Ohio State
Northwestern at Maryland
Minnesota at Michigan State
Illinois at Indiana
Iowa at Nebraska

May 3
Rutgers at Seton Hall
Youngstown State at Michigan
Georgetown at Maryland
Illinois State at Iowa
Indiana State at Illinois
Northwestern at UIC

May 4
Ohio State at Kent State

May 6-8
Maryland at Rutgers
Ohio State at Northwestern
Michigan State at Penn State
Indiana at Michigan
Purdue at Iowa
Miami (Ohio) at Illinois
Nebraska at Minnesota

May 10
Michigan State at Notre Dame
Campbell at Ohio State
Xavier at Michigan
Butler at Purdue
Penn State at Georgetown
Indiana at Louisville
Northwestern at Milwaukee

May 11
Campbell at Ohio State
Michigan State at Western Michigan
Wright State at Michigan

May 13-15
Michigan at Maryland
Bowling Green at Rutgers
Purdue at Northwestern
Penn State at Ohio State
Iowa at Michigan State
Nebraska at Illinois
Minnesota at Indiana



UNIVERSITY QUICK FACTS

Location: Iowa City, Iowa
Enrollment: 31,206
Founded: 1847
Nickname: Hawkeyes
Colors: Black and Gold
Conference: Big Ten
National Affiliation: NCAA, Division I
President: Barbara Wilson
Director of Athletics: Gary A. Barta
Baseball Secretary: Kendra Wieditz
Baseball Office: 232 Carver-Hawkeye Arena
Iowa City, Iowa 52242
(319) 335-9389

BASEBALL INFORMATION

Head Coach: Rick Heller/9th season
Alma Mater/Year: Upper Iowa/1986
Associate Head Coach/RC: Marty Sutherland/9th season
Alma Mater/Year: Northern Iowa/2002
Assistant Coach/Year: Robin Lund/4th Season
Alma Mater/Year: Whitworth College/1995
Volunteer Assistant (Hitting): David Pearson/1st season
Alma Mater/Year: Mayville State/2003
Director, Baseball Operations: Nic Ungs/5th Season
Alma Mater/Year: Northern Iowa/2001

2021 TEAM INFORMATION

2021 Record: 26-18
Home: 10-6
Away: 11-7
Neutral: 5-5
Big Ten Record/Finish: 26/18/t4th

2022 OUTLOOK

Letterwinners Returning/Lost: 20/15
Starters Returning/Lost: 4+/DH/4
Pitchers Returning/Lost: 8/11
Newcomers: 22

STADIUM INFORMATION

Home Facility: Duane Banks Field
Capacity: 3,000
Opened: 1974
Dimensions: 329-373-395-373-329
Surface: AstroTurf

MEDIA INFORMATION

Associate SID/Baseball Contact: James Allan
Email: james-allan@uiowa.edu
Cell Phone: (319) 530-5792
Secondary Contact: Jaden Driskell
Email: jaden-driskell@uiowa.edu
Cell Phone: (515) 782-0335
Athletic Communications Phone: (319) 335-9411
Athletic Communications Fax: (319) 335-9417
Press Box Phone: (319) 335-9520
Website: hawkeyesports.com
Twitter: @UIBaseball
Facebook: facebook.com/iowabaseball
Instagram: UIBaseball

slashing .600/.727/1.067 with a 1.794 OPS during a 3-1 week. The Johnson, Iowa, native hit for the cycle to start the week against Bradley.

• Iowa has earned eight weekly Big Ten honors this season -- the most in a single season in program history.

NEDVED: A WEAPON IN RELIEF

After making four starts, redshirt senior Dylan Nedved returned to the bullpen during the Minnesota series as a swing reliever/closer. The Kansas native is 2-0 with a 2.62 ERA in nine relief appearances this season with three saves. He has allowed 13 hits over 24 innings with a 28-to-7 strikeout-to-walk ratio.

• Nedved tallied his third save, getting the final three outs on just eight pitches in game one at Rutgers.

• Nedved made two appearances against the Gophers, allowing zero runs over five innings. He logged four innings, allowing one hit, to earn the win on April 17 to complete the Minnesota sweep.

• Nedved, who was named to the preseason Stopper of the Year Watch List, has 12 career saves as a Hawkeye, which are tied for the eighth most in program history.

• Nedved won as Iowa's Friday starter against Michigan and Illinois in consecutive starts. He was 2-0 with a 2.25 ERA in the two wins.

• On the year, Nedved is 4-2 with a 3.72 ERA in 13 appearances. He has allowed 28 hits over 46 innings with 49 strikeouts to 19 walks.

• He is leading the Big Ten in fewest hits allowed (28), second in batting average against (.179), eighth in fewest runs allowed (21), strikeouts looking (17) and tied for eighth in saves (3).

SEEGS JUMPSTARTS THE OFFENSE

Since seeing his batting average dip to a season-low .242 on March 15, sophomore Michael Seegers has been the Hawkeyes' most consistent hitter.

• In the 22 games since, the Wisconsin native is hitting a team-best .344 (31-of-90) with his 31 hits leading the team. Seegers has driven in 21 and has scored 19 runs during the stretch. Iowa is 16-6 since Seegers got going.

• Seegers has hit safely in 19 of the 22 games with 10 multi-hit games, including a four-hit contest at Michigan on April 2 and a two-hit, four-RBI game on April 26 against Western Illinois where he hit his first career home run.

• Seegers is hitting .303 (46-of-152) with 25 RBIs and 28 runs scored as Iowa's leadoff hitter. He has hit safely in 27 games and reached base safely in 32 contests.

• As good as Seegers has been offensively, he has been even better defensively. The Hawkeye shortstop has just two errors in 36 games, where he has a .983 fielding percentage.

RANKED OPPONENTS; RANKED WINS

Iowa is 3-2 against ranked foes this season, going 1-1 against No. 12 Texas Tech on March 20 in Iowa City and 2-1 at No. 8 Rutgers on April 22-24.

• The team's road win over the Scarlet Knights was

its first over a top 10 ranked team since 2018 (No. 7 Michigan) and its first road series win over a ranked foe since 2019 (No. 19 Oklahoma State).

• Head coach Rick Heller has defeated at least one ranked foe in each season as Iowa's head coach.

DEFENSE COMING AROUND

Iowa's defense has been coming around as of late, as the team has committed just one error over its last seven games.

• The Hawkeyes have 10 games without committing an error since Big Ten play started on April 2. (Iowa has 16 such games this season).

• Iowa is fifth in the Big Ten in fielding percentage with a .974 clip. In league only games, the Hawkeyes are fourth with a .982 fielding percentage.

WELCOME BACK PATTY

Redshirt senior Izaya Fullard, a.k.a. Meat Patty, is hitting .328 (20-of-61) in the 15 games since returning to the starting lineup after missing the first six weeks of the season after breaking his hamate bone.

• The North Liberty, Iowa, native has hit safely in 10 of the 15 games with nine multi-hit games and he has reached base in all 15 contests.

• Fullard went 2-for-4 with a double, home run and two RBIs in the series-opening win at No. 8 Rutgers and he had a season-high three hits, going 3-for-4 with two RBIs in the series finale.

IOWA'S BIG BASHER

Redshirt sophomore Peyton Williams has hit safely in all but 10 games this season and he has 14 multi-hit games (tied for second most on the team), including one five hit and three four-hit contests.

• Williams went 4-for-4 with a three-run homer at San Diego State on March 15 and he had a career game April 19 against Bradley, finishing 5-for-5 with five RBIs and four runs scored. He became the first Hawkeye to hit for the cycle since 2018, which led to him being named the Big Ten Player of the Week on April 27.

• On the year, Williams is hitting .374 (52-of-139) with 38 runs and 31 RBIs. The Johnston, Iowa, native has 26 extra-base hits, including 15 doubles, two triples and nine home runs.

• Williams is leading the Big Ten in slugging (.705) and OPS (1.199), while ranking third in doubles (15) and on-base percentage, sixth in batting average (.374) and ninth in triples (2).

• Williams has a team-high nine home runs, including a 422-foot blast with a 110 mph exit velocity against Washington State at the Frisco Classic and a 410 foot shot with a 112 mph exit velocity against Bradley.

OUR GEORGIA PEACH

Redshirt freshman Keaton Anthony is posting impressive numbers in his first season of collegiate baseball. The outfielder, who has been honored a school record four times this season as the Big Ten Freshman of the Week this season, is hitting .353 (47-of-133) with 17 doubles, seven home runs, 35 RBIs and 30 runs scored.



2022 WEEKEND STATS

SERIES	BATTING										PITCHING						FIELDING		
	W-L	AVG	R	H	2B	3B	HR	RBI	BB-SO	SB-A	ERA	IP	H	R-ER	BB-SO	BAA	PO-A	E	FLD%
at Swig & Swine	3-0	.327	26	36	9	0	4	24	18-34	3-6	1.00	27.0	6	3-3	14-46	.069	81-13	1	.989
at Kleberg Bank	1-2	.208	11	21	6	1	2	9	8-26	2-3	3.62	27.1	16	11-11	14-38	.168	82-25	3	.973
at Frisco Classic	1-2	.277	13	28	7	1	2	12	7-34	1-3	4.50	26.0	26	18-13	13-26	.268	78-33	4	.965
at UC Irvine	1-2	.295	19	33	10	2	0	18	11-30	1-2	5.76	25.0	22	19-16	15-27	.234	75-17	5	.948
Texas Tech	1-1	.210	9	13	2	0	1	9	8-23	3-4	5.50	18.0	12	14-11	10-32	.176	54-9	3	.955
Central Michigan	2-1	.229	12	22	2	0	2	12	14-40	3-3	4.00	27.0	18	16-12	25-35	.188	81-28	5	.956
at Michigan	2-1	.291	18	32	8	1	2	16	14-27	1-2	2.42	26.0	15	7-7	10-32	.163	78-22	1	.990
Illinois	1-2	.227	14	25	5	0	5	14	14-29	0-1	3.48	31.0	22	18-12	22-41	.200	93-21	3	.974
Minnesota	3-0	.296	20	29	4	0	2	18	11-28	1-2	1.67	27.0	20	7-5	8-32	.211	81-30	3	.974
at Rutgers	2-1	.280	20	30	3	1	2	17	18-31	3-4	4.15	26.0	23	13-12	5-26	.228	78-28	1	.991
at Nebraska																			
Purdue																			
Michigan State																			
Indiana																			
Midweek	7-1	.313	62	87	19	2	8	62	55-50	15-15	3.50	72.0	53	31-28	46-109	.207	216-74	6	.980

- The Georgia native has hit safely in 28 games and reached safely in 33 contests this season. He has a team-high 15 multi-hit games.
- Anthony is second in the Big Ten in doubles (17) -- a figure that ranks 15th nationally -- while ranking fourth in OPS (1.079), fifth in and he has 24 extra base hits for a .639 slugging percentage, which ranks fifth
- Anthony has homered in three of his last five games. He hit a three-run blast in Iowa's 16-2 road win at Milwaukee on April 12 and hit a two-run homer in the series opener against Minnesota (4/15).
- Anthony had a career day in his third career game in Iowa's 11-1 victory over Ball State on Feb. 19, going 4-for-4 with two doubles, two home runs, four runs and five RBIs.
- Anthony has earned four Big Ten Freshman of the Week honors -- Feb. 23, March 16, April 5 and April 19. They are the most weekly honors in a single season in program history (Jake Adams earned three Big Ten Player of the Week honors in 2017).

MR. WASHINGTON STEPS UP

Redshirt sophomore Will Mulflur has taken an opportunity and run with it. Since being inserted into the starting lineup on April 12, the Mercer Island, Washington, native is hitting .387 (12-of-31) with 10 RBIs and seven runs scored.

- Mulflur has made nine straight starts, hitting safely in seven of the nine contests. He went 3-for-4 with a double and two RBIs at Milwaukee on April 12 and he had the go-ahead two-run double in the series finale against Minnesota (4/17).
- He tallied his second three-hit game, finishing 3-for-5 with a home run, double, three RBIs and two runs in the win over Bradley on April 19. At Rutgers, Mulflur had two hits and two RBIs in the game two win before tripling in the series finale.

STANDING TALL AT THE DISH

Redshirt sophomore Ben Tallman has taken over as Iowa's every day catcher. The Montana native is hitting .290 (18-of-62) with 11 RBIs and 14 runs scored in 26 games.

- Tallman hit a towering 458-foot home run in the series finale against Illinois to kick start a hot streak. He followed with four straight multi-hit games.
- The catcher had the game-winning RBI single in Iowa's 2-1 win over Minnesota on April 16 and the game-tying single in the come-from-behind win on April 17 to secure the sweep.

MAZUR ON THE MOUND

Redshirt sophomore Adam Mazur has a steady piece of Iowa's rotation through the first two-plus months of the season, going 4-2 with a 2.76 ERA with 73 strikeouts over 62 innings. He has seven or more strikeouts in six starts.

- The right-hander started the first six weeks on Friday before making two Saturday starts. Mazur returned to Friday on April 15 against Minnesota.
- Mazur went a career-long eight innings on April 15 against Minnesota, allowing three runs (one earned) on six hits and fanning 11 (without walking a batter). After allowing four hits in the first two innings, he retired 21 of the next 24 batters he faced.
- He followed it up with another eight-inning outing at No. 8 Rutgers, allowing one run on six hits and fanning 11 without walking a batter in a 4-1 victory.
- Over his last five starts, Mazur is 2-1 with a 1.85 ERA, allowing 10 runs (seven earned) on 19 hits over 34 innings, where he has 40 strikeouts. Opponents are hitting .157 during the stretch.
- Mazur was named the Big Ten Pitcher of the Week on Feb. 23 and March 2. He is the first Hawkeye pitcher to earn the distinction in consecutive weeks.
- The right-hander went six innings, allowing one run -- a solo home run -- over six innings in his debut against Air Force before retiring the final 16 batters he faced on Feb. 18.
- He logged a career-best 7 2/3 innings against Pepperdine on Feb. 25, allowing zero runs on three hits and fanning nine. He retired 10 straight at one point in the contest.
- Mazur carried a no-hitter into the sixth against Wichita State on March 4 and he retired 15 straight batters at one point.

2022 QUALITY STARTS LOG

Adam Mazur (6)

vs. Air Force - 6 IP, 1 H, 1 ER, 9 K, 0 BB
 vs. Pepperdine - 7.2 IP, 3 H, 0 R, 9 K, 2 BB
 at Michigan - 7.0, 3 H, 2 R, 4 K, 3 BB
 Illinois - 6.0, 3 H, 1 R, 9 K, 2 BB
 Minnesota - 8.0, 6 H, 3 R (1 ER), 11 K, 0 BB
 at Rutgers - 8.0, 6 H, 1 R, 11 K, 0 BB

Dylan Nedved (2)

at UC Irvine - 7 IP, 4 H, 2 ER, 4 K, 2 BB
 at Michigan - 7 IP, 4 H, 2 ER, 7 K, 4 BB

Connor Schultz (1)

at Rutgers - 8 IP, 2 H, 0 R, 6 K, 1 BB

IOWA IN-SEASON ACCOLADES

Keaton Anthony

Big Ten Freshman of the Week - Feb. 23
 Frisco Classic All-Tournament Team
 Big Ten Freshman of the Week - March 16
 Big Ten Freshman of the Week - April 5
 Big Ten Freshman of the Week - April 19

Adam Mazur

Perfect Game Preseason All-Big Ten
 Big Ten Preseason Honors List
 Big Ten Pitcher of the Week - Feb. 23
 Big Ten Pitcher of the Week - March 2

Marcus Morgan

D1Baseball.com Big Ten Preseason Freshman of the Year

Dylan Nedved

Big Ten Preseason Honors List
 NCBWA Stopper of the Year Watch List
 Frisco Classic All-Tournament Team

Connor Schultz

Big Ten Pitcher of the Week - April 27

Peyton Williams

Big Ten Preseason Honors List
 Frisco Classic All-Tournament Team
 Big Ten Player of the Week - April 27



- Mazur, who has six quality starts this season, has three streaks of 10 or more consecutive batters retired this season.
- Mazur has five games this season where he has fanned nine or more batters (9 vs. Air Force, 9 vs. Pepperdine, 9 vs. Illinois, 11 vs. Minnesota, 11 at No. 8 Rutgers).
- The Minnesota native is leading the Big Ten in batting average against (.179), second in innings (62), third in strikeouts (73), sixth in ERA (2.76), tied for sixth in fewest hits allowed (36), and tied for ninth in wins (4).
- He is eighth nationally, allowing just 5.23 hits per nine innings.

SATURDAY SCHULTZ

- Graduate transfer Connor Schultz returned to the starting rotation on April 16 against Minnesota. In the two starts since, the Cedar Falls, Iowa, native is 1-0 with a 0.71 ERA, allowing one run on six hits with 11 strikeouts to three walks.
- Schultz dissected No. 8 Rutgers in his April 23 start, scattering two hits, walking one and fanning six over eight shutout innings. He retired 24 of the 27 batters he faced and needed just 85 pitches to shut down the high-powered Scarlet Knight offense. Schultz earned Big Ten Pitcher of the Week honors on April 27 for his efforts.
 - In five starts this season, Schultz is 2-0 with a 1.19 ERA over 22 2/3 innings. He has allowed three runs on 10 hits and has 27 strikeouts to six walks.
 - In Big Ten play, Schultz is leading the conference in ERA (1.15) and batting average against (.135).

SUNDAY LANGENBERG

- Sophomore Ty Langenberg has settled into weekend rotation as Iowa's Sunday starter. He has made seven straight Sunday starts. The Urbandale, Iowa, native is 4-1 with a 3.89 ERA, giving up just 17 runs on 40 hits over 39 1/3 innings. Langenberg has 51 strikeouts to 13 walks on the year.
- The right-hander has struggled in back-to-back starts, logging just four innings and giving up seven runs on nine hits. Langenberg went one inning at No. 8 Rutgers, allowing three runs, as he was saddled with his first loss.
 - Langenberg's last win -- his fourth of the season -- came after tossing 5 2/3 shutout innings at Michigan on April 3. He scattered five hits and had a career-high 11 strikeouts.
 - He had 34 strikeouts (10 vs. Texas Tech, 7 vs. Central Michigan, 11 at Michigan, 6 vs. Illinois) in four starts from March 20-April 10. He has eight or more Ks in three appearances this season.

ONE OF THE BIG'S BEST

- The Hawkeye pitching staff has been superb this season as Iowa leads the Big Ten in strikeouts (444), batting average against (.196) and fewest hits allowed (233), fewest runs allowed (157), fewest earned runs allowed (129) while ranking second in ERA (3.49).
- The Hawkeyes have given up just 233 hits over 332 1/3 innings with just 66 going for extra bases.

- Iowa is leading the nation, striking out 12.1 batters per nine innings, while ranking second in hits allowed per nine innings at 6.22, 12th in ERA (3.49) and 13th in WHIP (1.24).
- Iowa's starting pitchers are 13-6 with a 3.67 ERA, fanning 196 over 162 innings. Opponents are hitting just .205.

KKKKKKKKKKKKKKKKKKKK

- Iowa's pitching staff has the top four strikeout games (and six of the top 10) in the Big Ten this season. The Hawkeyes fanned 22 in the 13-inning contest against Illinois on April 9, 20 against Ball State on Feb. 19 and 20 against San Diego State on March 15. The 22 punch outs are tied for the ninth-most in a single game in the nation this season.
- The Hawkeyes also fanned 19 on March 2 in an 8-0 victory over Cornell College and 17 against Bradley on April 6.
 - Iowa has 10 or more strikeouts in 26 games this season, including eight games with 16 or more strikeouts.
 - The Hawkeyes have 444 strikeouts over 37 games. The staff is on pace to shatter the school record of 499 strikeouts set in 2018.

LIMITING 1Bs

- The Hawkeyes have allowed five or fewer hits in 17 games this season.
- Iowa posted a one-hitter against Air Force on Feb. 18 -- the first for the program since 2019 (vs. Simpson, 7-2 win).
- Iowa has six games, allowing three or fewer hits this season. The Hawkeyes have four games allowing two or fewer hits.

THE MEN IN RELIEF

- The Hawkeyes have six different relievers that have tallied at least one save this season. Iowa is fifth in the Big Ten with 11 saves.
- Senior Ben Beutel recorded his second win to clinch the series win over Minnesota on April 16. The south-paw logged 2 1/3 shutout innings and fanned four. Beutel is 2-0 with a 2.00 ERA in a team-high 18 appearances this season. Beutel has allowed four runs on 12 hits over 18 innings where he has 25 strikeouts to two walks.
- Beutel hasn't allowed a run in 15 of his 18 appearances and he has made multiple weekend appearances five times this season.
- Freshman Brody Brecht has 21 strikeouts and hasn't allowed an earned run (and has allowed just two hits) over his last seven appearances, spanning 10 1/3 innings, giving him 36 Ks over 19 innings this season. He is 1-2 with a 2.37 ERA in 13 appearances.
- Redshirt junior Duncan Davitt is 3-1 with a 3.43 ERA in 12 appearances as a swing reliever. He has allowed nine runs (eight earned) on 15 hits and has 36 strikeouts over 21 innings.
- Redshirt sophomore Luke Llewellyn has been named to the NCBWA Stopper of the Year Midseason Watch List. The Urbandale, Iowa, native is 1-1 with a 2.45 ERA in 11 appearances with three saves.

2022 BIG OVERALL STATS

BATTING AVERAGE

1.	Rutgers	.318
2.	Maryland	.295
3.	Illinois	.286
5.	IOWA	.277
12.	Nebraska	.247

ERA

1.	Rutgers	3.22
2.	IOWA	3.49
3.	Maryland	4.35
4.	Nebraska	4.95

FIELDING PERCENTAGE

1.	Rutgers	.979
2.	Indiana	.978
3.	Michigan	.977
4.	IOWA	.975
9.	Nebraska	.966

IOWA CAREER RECORDS

APPEARANCES

10.	Reed Pawelk	59
11.	Mark Boland	58
	Jarred Hippen	58
	Cam Baumann	58

STRIKEOUTS

t13.	Nick Gallagher (2015-17)	163
	Jim Koering (1967-69)	163
--	Cam Baumann (2018-pres.)	150

SAVES

5.	Nick Hibbing (2012-15)	17
6.	Kevin Lee (2008-11)	14
7.	Josh Martsching (2013-17)	13
8.	Mike Schurz (2007-09)	12
	Dylan Nedved (2020-pres.)	12



- Iowa's relievers are 11-7 with a 3.33 ERA this season, allowing 85 runs (63 earned) on 112 hits over 170 1/3 innings. The staff has 248 strikeouts to 111 walks and is limiting hitters to a .187 average.

HEAT ALERT

Freshman RHP Brody Brecht had a blazing debut in his first career appearance at Duane Banks Field. The Ankeny, Iowa, native hit triple digits on his first three pitches, going 101, 101 and 100 in a 1-2-3 inning against Cornell College on March 2.

- Brecht has hit 100 or higher on the radar gun 21 times this season.

ON THE OFFENSIVE

- The Hawkeyes have scored 234 runs in 37 games, averaging 6.3 runs per contest. Iowa has eight games with 10 or more runs and 15 games with 10 or more hits.
- Iowa is 15-6 when scoring first this season and 18-7 when out-hitting its opponent.
- The Hawkeyes are outscoring opponents, 78-48, over the first three innings and 70-52 over the final three innings (including extras).

PETEY: THE FROSH

- Freshman Sam Petersen, who has hit safely in 13 of the last 17 games, is hitting .284 on the season with four doubles, three home runs, 21 RBIs and 20 runs scored.
- The Huxley, Iowa, native hit a three-run homer in the series opener against Central Michigan and had the go-ahead two-run single in the eighth inning in the series finale against the Chippewas.
- In the series-clinching win at No. 8 Rutgers, Petersen went 3-for-5 with three RBIs, tying a career-high.

FRISCO HONORS

Three Hawkeyes - Keaton Anthony, Peyton Williams and Dylan Nedved -- were named to the Frisco Classic All-Tournament Team on March 6.

- Anthony hit .385 (5-of-13) in three games with three doubles, two RBIs and three runs scored.
- Williams had a .333 (4-of-12) average with three extra base hits, including two home runs. The first baseman also made a key defensive play against Washington State, making a catch in foul territory before going into the stands. The play was a top-10 play for the week by D1Baseball.com.
- Nedved pitched a career-long 4 2/3 innings in relief against Texas A&M. He entered in the first inning with one out and the bases loaded and got out of the jam by inducing an inning-ending double play. The right-hander allowed two unearned runs and fanned a career-high nine in the outing.

FRONTLINE TRANSFERS

Iowa added a pair of Friday night starters to the 2022 roster as transfers in RHP Adam Mazur (South Dakota State) and RHP Connor Schultz (Butler).

- Mazur, who was tabbed as a first-team All-Big Ten selection by Perfect Game, went 3-9 with a 5.50 ERA in 16 starts in two seasons with the Jackrabbits. The Minnesota native had a breakout season in the Cape Cod League, going 3-0 with a 1.55 ERA in six starts en route to Cape Cod All-League honors.
- Mazur is rated as the No. 89 player on MLB.com's top-100 draft prospects, while being the No. 2 draft prospect in Big Ten and No. 61 nationally by D1Baseball.com.
- Schultz is a graduate pitcher from Butler University where he went 13-9 with a 3.79 ERA in four collegiate seasons. The Cedar Falls, Iowa, native was a first-team All-Big East selection in 2019 and was the Big East Preseason Pitcher of the Year in 2020. Schultz battled hip injuries in each of the past two seasons.

FRESHMEN PHENOMS

The Hawkeyes signed a pair of high-end pitchers in freshman right-handers Brody Brecht and Marcus Morgan. Brecht is from Ankeny, Iowa; Morgan is from Iowa City.

- Brecht is rated as the top incoming recruit in the Big Ten and No. 9 nationally by Perfect Game, while being tabbed as the No. 4 impact recruit in the Big Ten by D1Baseball.com.
- Morgan was named D1Baseball.com's Preseason Big Ten Freshman of the Year and the top impact freshman in the league.

- Morgan is the first freshman to be in the starting rotation to start the season under head coach Rick Heller. (LHP Jack Dreyer started four games (late in the season) during his true freshman season in 2018.)

SCOUTING NEBRASKA

- The Huskers have won three straight games to improve to 17-23 overall. Nebraska is 5-7 in the Big Ten with series losses vs. Michigan (1-2), Rutgers (0-3) and Indiana (1-2). The team swept Ohio State.
- Nebraska is 12th in the Big Ten in batting average (.247). The Huskers don't have a regular batting over .300 as Griffin Everitt leads the team with a .295 average with seven home runs and 35 RBIs.
- The Nebraska offense is leading the Big Ten in strikeouts (372); Iowa's pitching staff leads the conference in strikeouts (444).
- The Huskers' pitching staff has a 4.95 ERA, allowing 338 hits over 342 innings. The staff has 323 strikeouts to 153 walks. Friday starter Shay Schanaman is 2-6 with a 4.34 ERA.

SERIES RECORDS

- The series between Iowa and Nebraska is tied at 24.
- The Huskers won the five-game series last season, winning three of the five games (played because of the Big Ten only schedule).
- Iowa has won the last four "traditional" series over the Huskers during the Rick Heller era. The Hawkeyes won two of three games in 2014 in Iowa City, swept the series in 2015 in Iowa City, won two of three in 2017 in Lincoln and two of three games in 2019 in Iowa City. The two teams split a weather-shortened two-game series in 2018 in Lincoln.
- Heller is 13-8 against Nebraska since taking over the Hawkeyes in 2014.

TEAM CAPTAINS

Seniors Cam Baumann, Brett McCleary and Nedved, redshirt junior Brendan Sher and redshirt sophomores Brayden Frazier and Ty Snep were voted team captains for the 2022 season.

DON'T COUNT 'EM OUT

The Hawkeyes have overcome deficits to win 73 games since the start of the 2017 season and posted 15 walk-offs. Thirty-four of those victories have come with Iowa trailing or being tied entering or through seven innings. Twenty have come in the final at-bat.

- Iowa has overcome deficits in 15 games this season, winning 11 of those contests.

30 WINS X 6

Since head coach Rick Heller's first season in 2014, the Hawkeyes have reached the 30-win plateau in six seasons. It was the program's longest stretch since posting seven straight 30-win seasons from 1979-85.

2014: 30-23
 2015: 41-18 (2nd-most wins all-time)
 2016: 30-26
 2017: 39-22 (5th-most wins all-time)
 2018: 33-20
 2019: 31-24
 2020: 10-5 (*pandemic shortened)
 2021: 28-16 (*Big Ten-only schedule)

BANKS MAGIC

- The Hawkeyes are 116-38 at home since the start of the 2015 season.
- Iowa won 19 games in 2019, the third-most in a single-season in school history, trailing only the 22 wins in 1977 and 20 wins in 2018.
- Iowa has 17 walk-off victories at Duane Banks Field since the start of 2015.

IOWA BY THE NUMBERS

- Iowa returns four starters, its designated hitter, one weekend starter, eight pitchers, and 20 letterwinners in 2022.



- Offensively, the Hawkeyes return 67.1 percent (49-93) of doubles, 47.2 percent of home runs (17-36), 44 percent of runs (122-277), 43 percent of hits (163-379), 39.8 percent of RBIs (102-256), 18.1 percent of steals (8-44) and eight percent of triples (1-12).
- Iowa welcomes back third-team All-Big Ten selection Izaya Fullard (.296, 48 H, 9 2B, 21 RBIs) and redshirt sophomore first baseman Peyton Williams (.295, 15 2B, 6 HR, 27 RBIs) to headline the offense. Redshirt sophomore Brayden Frazier had 10 doubles in 31 games, while hitting .325 in 80 at-bats.
- On the mound, Iowa returns weekend starter LHP Cam Baumann, who went 5-5 with a 4.19 ERA as the team's Sunday starter in 2021.
- Senior RHP Dylan Nedved has shifted solely to the mound after being a two-way player last season. Nedved led the team and ranked second in the Big Ten with nine saves. He finished the season with a 4-1 record and a 4.19 ERA over 34 1/3 innings.
- Iowa has 81.8 percent of its saves (9-11), 53.8 percent of its wins (14-26), 53.4 percent of its innings (186 1/3-384 2/3) and 42.1 percent of its strikeouts (164-390) returning.

ROSTER BREAKDOWN

- Iowa's 42-man roster features one graduate transfer, five seniors, three juniors, 14 sophomores, two redshirt freshman and nine freshman.
- The Hawkeyes have 21 newcomers (12 transfers), including Division I transfers in Adam Mazur (South Dakota State), Connor Schultz (Butler), Jared Simpson (Missouri), Casey Day (Wichita State) and Will Christophersen (Michigan State).
- The Hawkeye roster is made up of student-athletes from 10 states and Canada -- Iowa (28), Illinois (4), Wisconsin (2), Arizona (1), Georgia (1), Kansas (1), Minnesota (1), Missouri (1), Montana (1), Washington (1), Canada (1).
- Iowa has two sets of college teammates and six sets of high school teammates -- Kyle Huckstorf and Jared Simpson (Iowa Western CC); Luke Llewellyn, Casey Day and Cade Moss (Kirkwood CC); Brendan Sher and Duncan Davitt (Indianola); Brett McCleary and DJ Heck (Iowa City High); Anthony Mangano and Ty Snep (Lake Zurich); Brody Brecht and Weston Fulk (Ankeny); Ty Langenberg and Gehrig Christensen (Urbandale); Peyton Williams, Cade Moss and Ben Wilmes (Johnston).

#HELLERBALL


- Head coach Rick Heller recorded his 900th career win against Grand View in a 15-2 victory on March 3, 2020, at Duane Banks Field. The Iowa native won his 950th career game on April 17, 2022, against Minnesota.
- Heller is one of nine coaches all-time to lead three different NCAA Division I teams to regional play.
- The Hawkeyes won 30 or more games in each of Heller's six full seasons as the helm of the program. It's a first for the team since winning 30 or more in seven straight seasons from 1979-85.
- Heller has led the Hawkeyes to two NCAA Regional appearances; the program had three regional appearances in its history prior to his arrival.
- Heller is third in school history in career wins with 264 at Iowa, including the second (41) and fifth-most (39) in school history.
- Heller led Iowa to its first Big Ten Tournament title in 2017 -- the first conference title since 1990 -- and he guided the Hawkeyes to the Big Ten Tournament title game in consecutive seasons. Iowa has advanced to the league tournament in six straight years for the first time in program history.
- Heller has coached at least one first-team All-Big Ten selection in six of his first eight seasons, and has 23 Major League Baseball Draft picks in eight seasons.
- Iowa had a school-record six All-Big Ten selections in 2015 and five in 2017. The Hawkeyes have had 26 All-Big Ten honorees in eight seasons under Heller.
- Iowa has posted winning streaks of nine games (in 2015) and eight games (in 2017) -- the longest streaks for the program since 2012.

FOLLOW THE HAWKEYES

Iowa baseball fans can follow the Hawkeyes on Facebook @iowabaseball, Twitter @UIBaseball, and Instagram @UIBaseball in addition to coverage on hawkeyesports.com.

1 JACOB HENDERSON

RS So. • RHP • 6-0 • 175 • R/R
Gilbert, Ariz. • Mesquite HS



2022 GAME-BY-GAME STATS

#1 Jacob Henderson - 16 appearances (All games)

Date	Opponent	GS	IP	H	R	ER	BB	SO	2B	3B	HR	WP	BK	HBP	IBB	Score	W-L	Sv	ERA	NP	
Feb 18	vs Air Force		0.2	0	0	0	0	0	0	0	0	0	0	0	1	0	12-2	0-0	0	0.00	-
Mar 01	LORAS COLLEGE		1.0	0	0	0	0	3	0	0	0	0	0	0	0	0	1-3	0-0	0	0.00	15
Mar 04	vs Wichita State		0.2	2	0	0	0	1	0	0	0	0	0	0	0	0	4-6	0-0	0	0.00	11
Mar 05	vs Texas A&M		0.1	0	0	0	0	0	0	0	0	0	0	0	0	0	3-7	0-0	0	0.00	1
Mar 11	at UC Irvine		0.1	1	1	0	0	0	0	0	0	0	0	0	0	0	6-7	0-0	0	0.00	7
Mar 13	at UC Irvine		0.1	1	1	1	1	1	0	0	0	0	0	0	1	0	12-10	0-0	0	2.70	16
Mar 15	at San Diego State		0.2	1	0	0	0	2	0	0	0	1	0	0	0	0	6-4	0-0	0	2.25	15
Mar 25	CENTRAL MICHIGAN		0.1	1	0	0	0	1	0	0	0	0	0	0	0	0	7-4	1-0	0	2.08	8
Mar 27	CENTRAL MICHIGAN		1.0	0	0	0	0	2	0	0	0	0	0	0	0	0	4-2	1-0	1	1.69	12
Apr 06	at Bradley		0.0	2	2	2	0	0	0	0	1	0	0	0	0	0	9-8	1-0	1	5.06	5
Apr 09	ILLINOIS-2		0.1	0	0	0	0	0	0	0	0	0	0	0	0	0	5-7	1-0	1	4.76	2
Apr 10	ILLINOIS		0.1	0	0	0	0	0	0	0	0	0	0	0	0	0	5-9	1-0	1	4.50	5
Apr 12	at Milwaukee		1.0	0	0	0	0	2	0	0	0	0	0	0	0	0	16-2	1-0	1	3.86	13
Apr 19	BRADLEY		1.0	1	0	0	0	2	0	1	0	0	0	0	0	0	15-8	1-0	1	3.38	17
Apr 23	at Rutgers		1.0	2	2	2	1	1	1	0	0	0	0	0	0	0	12-2	1-0	1	5.00	27
Apr 26	WESTERN ILLINOIS		0.2	1	0	0	0	0	0	0	0	0	0	0	0	0	11-1	1-0	1	4.66	8
Totals		0	9.2	12	6	5	2	15	1	1	1	2	0	2	0	0	128-82	1-0	1	4.66	-

CAREER-HIGHS

IP: 2.0, 2X, LAST VS. MARYLAND, 4/24/21

SO: 4 vs. NEBRASKA, 3/13/21

BB: 2 vs. NEBRASKA, 3/21/21

SEASON HIGHLIGHTS

- Is 1-0 with a 4.66 ERA in 16 appearances... has 15 strikeouts to two walks over 9 2/3 innings... hasn't allowed a run in 13 of his 16 appearances... earned his first career win, pitching 1/3 of an inning against Central Michigan (3/25)... notched his first career save, getting the final three outs against Central Michigan (3/27) to clinch the series win... struck out the side against Loras College (3/1)... made his 2022 debut against Air Force (2/18), getting the final two outs in a 12-2 win.
- Made a career-high eight appearances in 2021... logging nine innings.

CAREER STATS

YEAR	ERA	W-L	APP	GS	CG	SHO	SV	IP	H	R	ER	BB	SO
2020	0.00	0-0	1	0	0	0/0	0	1.0	0	0	0	0	2
2021	5.00	0-0	8	0	0	0/0	0	9.0	8	5	5	7	6
2022	4.66	1-0	16	0	0	0/0	1	9.2	12	6	5	2	15
TOTALS	4.58	1-0	25	0	0	0/0	1	19.2	20	11	10	9	23

Instagram: [UIBaseball](#)



Twitter: [@UIBaseball](#)



Facebook: [iowabaseball](#)

2 BRENDAN SHER

RS Jr. • IF • 6-1 • 200 • R/R
Indianola, Iowa • Indianola HS



2022 GAME-BY-GAME STATS

#2 Brendan Sher - 30 games (All games)

Date	Opponent	Pos	AB	R	H	RBI	2B	3B	HR	BB	SB	CS	HBP	SAC	SF	GDP	K	PO	A	E	Avq	
Feb 18	vs Air Force	*2b	4	1	1	0	0	0	0	1	1	0	0	0	0	0	0	1	0	3	0	.250
Feb 19	vs Ball State	*2b	2	0	1	1	0	0	0	1	0	0	1	0	0	0	0	0	1	0	0	.333
Feb 20	vs Bucknell	*2b	3	0	2	2	0	0	0	0	0	0	0	0	1	0	1	0	2	0	0	.444
Feb 25	vs Pepperdine	*2b	4	0	0	0	0	0	0	0	0	0	0	0	0	0	0	1	2	0	0	.333
Feb 26	at AM Corpus Christi	*2b	4	0	0	0	0	0	0	0	0	0	0	0	0	0	2	2	2	0	0	.250
Feb 27	vs Wichita State	*2b	5	1	1	1	0	0	1	0	0	0	0	0	0	0	2	4	1	0	0	.238
Mar 01	LORAS COLLEGE	*2b	2	0	1	0	0	0	0	2	0	0	0	0	0	0	0	3	1	0	0	.261
Mar 02	CORNELL COLLEGE	*ss	3	0	1	1	0	0	0	0	0	0	0	0	0	0	1	1	0	0	0	.269
Mar 04	vs Wichita State	*2b	4	0	0	0	0	0	0	0	0	0	0	0	0	0	3	1	3	0	0	.233
Mar 05	vs Texas A&M	*2b	0	0	0	0	0	0	0	0	0	0	1	0	0	0	0	0	0	0	0	.233
Mar 06	vs Washington State	*3b	4	0	2	2	1	0	0	0	0	0	1	0	0	0	0	2	1	0	0	.265
Mar 11	at UC Irvine	*3b	5	0	0	1	0	0	0	0	0	0	0	0	0	0	1	0	1	1	0	.231
Mar 12	at UC Irvine	*3b	3	0	0	0	0	0	0	0	0	0	0	1	0	0	1	0	0	0	0	.214
Mar 13	at UC Irvine	*3b	4	0	0	0	0	0	0	1	0	0	0	0	0	0	2	1	0	0	0	.196
Mar 15	at San Diego State	*3b	2	0	0	0	0	0	0	0	0	0	0	0	0	0	1	0	0	0	0	.188
Mar 19	TEXAS TECH	*3b	2	1	1	0	0	0	0	0	0	0	0	0	0	0	1	1	1	1	0	.200
Mar 25	CENTRAL MICHIGAN	*2b	0	0	0	0	0	0	0	0	0	0	0	0	0	0	0	0	1	0	0	.200
Mar 27	CENTRAL MICHIGAN	*2b	1	0	0	0	0	0	0	0	0	0	0	0	0	0	1	0	1	0	0	.196
Apr 02	at Michigan-1	*2b	0	0	0	0	0	0	0	0	0	0	0	0	0	0	0	0	0	0	0	.196
Apr 03	at Michigan	*3b	2	0	0	1	0	0	0	3	0	0	0	0	0	0	0	0	1	0	0	.189
Apr 06	at Bradley	*2b	4	0	1	2	0	0	0	0	0	0	0	1	1	0	0	3	4	0	0	.193
Apr 09	ILLINOIS-1	*2b	3	2	2	1	1	0	1	0	0	0	0	0	0	0	0	0	0	0	0	.217
Apr 09	ILLINOIS-2	*3b	1	0	1	0	1	0	0	0	0	0	0	0	0	0	0	0	0	0	0	.230
Apr 16	MINNESOTA	*3b	0	0	0	0	0	0	0	0	0	0	0	0	0	0	0	0	0	0	0	.230
Apr 17	MINNESOTA	*3b	0	0	0	0	0	0	0	0	0	0	0	0	0	0	0	0	1	0	0	.230
Apr 19	BRADLEY	ph/3b	1	1	0	0	0	0	0	1	0	0	1	0	0	0	0	0	0	2	0	.226
Apr 22	at Rutgers	*3b	3	1	1	1	0	0	1	1	0	0	0	0	0	0	1	1	3	0	0	.231
Apr 23	at Rutgers	*3b	5	0	2	1	0	0	0	0	1	0	0	0	0	0	2	0	2	0	0	.243
Apr 24	at Rutgers	*3b	3	0	0	0	0	0	0	0	0	0	1	0	0	0	0	0	5	0	0	.233
Apr 26	WESTERN ILLINOIS	*3b/ss	3	1	1	0	0	0	0	1	1	0	0	0	0	0	0	2	1	0	0	.237
Totals			22gs	76	8	18	14	3	0	3	11	3	1	4	2	2	0	20	22	39	2	.237

On base pct. .355 • Slugging pct. .395

CAREER-HIGHS

AB: 6 AT PURDUE, 4/2/21

H: 3, 4X, LAST AT SAN DIEGO STATE, 2/21/20

R: 3 VS. MINNESOTA, 4/11/21

2B: 2, 2X, LAST VS. NORTHWESTERN, 4/26/21

3B: 1, 2X, LAST VS. GRAND VIEW, 3/3/20

HR: 1, 6X, LAST AT RUTGERS, 4/22/22

RBI: 2, 7X, LAST AT BRADLEY, 4/6/22

BB: 3 AT MICHIGAN, 4/3/22

SB: 1, 7X, LAST VS. WESTERN ILLINOIS, 4/26/22

SEASON HIGHLIGHTS

- Team captain... team's best defender... has started 22 games -- 10 at second base, 11 at third base and one at shortstop... has hit safely in 15 games... hitting .237 (18-of-76) with 14 RBIs and eight runs scored... in Big Ten games, leading the league in slugging percentage (.824) and OPS (1.324)... hit his third homer of the season -- a solo blast -- in game one at No. 8 Rutgers (4/22) and went 2-for-5 with a double in series clinching win (4/23)... hit .750 (3-for-4) with two doubles and a home run against Illinois (4/9-10) before injuring his hamstring... went 2-for-3 with a double and home run in game one and was 1-for-1 with a double in game two... went 1-for-2 with an RBI and drew a career-high three walks at Michigan (4/3)... went 2-for-4 with a go-ahead two-run double in the 6-5 win over Washington State (3/6) at the Frisco Classic... hit a solo home run -- his first of the season -- against Wichita State (2/27)... hit .444 (4-of-9) with three RBIs at the Swig & Swine Classic (2/18-20)... went 2-for-3 with two RBIs in the finale, a 3-0 win over Bucknell (2/20).
- Started 30 games as a sophomore... two-time Big Ten Freshman of the Week in 2019... IHSBCA Player of the Year as a senior at Indianola High School.

CAREER STATS

YEAR	AVG.	G-GS	AB	R	H	2B	3B	HR	RBI	BB	HBP	SO	SB-A
2019	.301	33-24	83	15	25	5	1	1	4	13	0	21	2-2
2020	.262	12-12	42	5	11	2	1	1	6	5	0	12	1-2
2021	.208	33-30	96	16	20	10	0	1	12	20	0	35	1-3
2022	.237	30-22	76	8	18	3	0	3	14	11	4	20	3-4
TOTALS	.249	108-88	297	44	74	20	2	6	36	49	4	88	7-11

Instagram: [UIBaseball](#)




Twitter: [@UIBaseball](#)



Facebook: [iowabaseball](#)

4 BRAYDEN FRAZIER

RS So. • OF • 6-0 • 190 • R/R
Cedar Rapids, Iowa • Cedar Rapids Jefferson HS



2022 GAME-BY-GAME STATS

#4 Brayden Frazier - 31 games (All games)

Date	Opponent	Pos	AB	R	H	RBI	2B	3B	HR	BB	SB	CS	HBP	SAC	SF	GDP	K	PO	A	E	Avg
Feb 18	vs Air Force	*of/of	4	0	1	2	0	0	0	1	0	0	0	0	0	0	2	4	0	0	.250
Feb 19	vs Ball State	*of	5	2	3	2	2	0	0	0	0	0	0	0	0	0	2	2	0	0	.444
Feb 20	vs Bucknell	*of	4	1	1	0	0	0	0	0	0	0	0	0	0	0	2	1	0	0	.385
Feb 25	vs Pepperdine	*of	4	0	0	0	0	0	0	0	0	0	0	0	0	0	0	4	0	0	.294
Feb 26	at AM Corpus Christi	*of	5	1	1	1	0	0	1	0	0	0	0	0	0	0	1	0	0	0	.273
Feb 27	vs Wichita State	*of	3	0	0	0	0	0	0	0	0	0	2	0	0	0	2	0	0	0	.240
Mar 01	LORAS COLLEGE	ph	0	0	0	0	0	0	0	1	0	0	0	0	0	0	0	0	0	0	.240
Mar 02	CORNELL COLLEGE	*of	3	1	1	1	0	0	0	0	1	0	0	0	0	0	0	1	0	0	.250
Mar 04	vs Wichita State	*of	4	0	1	1	1	0	0	0	0	0	0	0	0	0	1	4	0	0	.250
Mar 05	vs Texas A&M	*of	3	0	0	0	0	0	0	0	0	0	0	0	0	0	2	1	0	0	.229
Mar 06	vs Washington State	*of	1	0	0	0	0	0	0	0	0	0	0	0	0	0	1	1	0	0	.222
Mar 12	at UC Irvine	*of	3	0	1	0	0	0	0	0	0	0	0	0	0	0	1	1	0	0	.231
Mar 13	at UC Irvine	*of	5	1	1	3	1	0	0	0	0	0	0	0	0	0	1	6	0	0	.227
Mar 15	at San Diego State	*of	4	1	1	0	0	0	0	1	0	0	0	0	0	0	3	0	0	0	.229
Mar 20	TEXAS TECH	*of	3	0	0	0	0	0	0	0	0	0	0	0	0	0	3	2	0	0	.216
Mar 25	CENTRAL MICHIGAN	*of	4	0	1	1	0	0	0	0	0	0	0	0	0	0	1	0	0	1	.218
Mar 26	CENTRAL MICHIGAN	*of	2	0	0	0	0	0	0	0	0	0	0	0	0	0	1	3	0	0	.211
Mar 27	CENTRAL MICHIGAN	of	0	0	0	0	0	0	0	0	0	0	0	0	0	0	0	0	0	0	.211
Apr 02	at Michigan-1	pr/of	0	0	0	0	0	0	0	0	0	0	0	0	0	0	0	0	0	0	.211
Apr 02	at Michigan-2	of	0	0	0	0	0	0	0	0	0	0	0	0	0	0	0	0	0	0	.211
Apr 03	at Michigan	pr/of	1	1	0	0	0	0	0	0	0	0	0	0	0	0	1	1	0	0	.207
Apr 06	at Bradley	of	1	0	0	0	0	0	0	0	0	0	0	0	0	0	0	0	0	0	.203
Apr 12	at Milwaukee	of	1	0	0	0	0	0	0	0	0	0	0	0	0	0	0	0	0	0	.200
Apr 15	MINNESOTA	pr/of	0	0	0	0	0	0	0	0	0	0	0	0	0	0	0	0	0	0	.200
Apr 16	MINNESOTA	*of	3	0	0	0	0	0	0	0	0	0	0	0	0	0	1	1	0	0	.190
Apr 17	MINNESOTA	of	1	0	0	0	0	0	0	0	0	0	0	0	0	0	0	1	0	0	.188
Apr 19	BRADLEY	of	1	0	0	0	0	0	0	0	0	0	0	0	0	0	0	0	0	0	.185
Apr 22	at Rutgers	of	0	0	0	0	0	0	0	0	0	0	0	0	0	0	0	0	0	0	.185
Apr 23	at Rutgers	pr/of	0	0	0	0	0	0	0	0	0	0	0	0	0	0	0	0	0	0	.185
Apr 24	at Rutgers	of	2	0	0	0	0	0	0	0	0	0	0	0	0	0	1	0	0	0	.179
Apr 26	WESTERN ILLINOIS	pr/of	0	0	0	0	0	0	0	0	0	0	0	0	0	0	0	0	0	0	.179
Totals			17gs	67	8	12	11	4	0	1	3	1	2	2	0	0	24	33	0	1	.179

On base pct. .236 • Slugging pct. .284

CAREER-HIGHS

AB: 5, 3X, LAST AT UC IRVINE, 3/13/22

H: 3, 3X, LAST VS. BALL STATE, 2/19/22

R: 2, 3X, LAST VS. BALL STATE, 2/19/22

2B: 3 AT MICHIGAN STATE, 5/30/21

3B: --

HR: 1 AT TEXAS A&M CC, 2/26/22

RBI: 3, 4X, LAST AT UC IRVINE, 3/13/22

BB: 3 AT MICHIGAN STATE, 5/29/21

SB: 1, 4X, LAST VS. CORNELL COLLEGE, 3/2/22

SEASON HIGHLIGHTS

- Team captain... has started 16 games -- 12 in left and four in right field -- and appeared in 31 contests... hit safely in 10 games... hitting .179 (12-of-67) with 11 RBIs and eight runs scored... drove in three runs, finishing 1-for-5 with a double at UC Irvine (3/13)... went 1-for-5 with a solo home run -- the first of his career -- at Texas A&M Corpus Christi (2/26)... went 3-for-5 with two doubles and two RBIs in a 11-1 win over Ball State (2/19).
- Returning starter after starting 19 games in 2021... fourth year in the program... has best outfield arm... hit .325 with 10 doubles, 16 RBIs and 16 runs as a redshirt freshman... tied a school record with three doubles at Michigan State.

CAREER STATS

YEAR	AVG.	G-GS	AB	R	H	2B	3B	HR	RBIS	BB	HBP	SO	SB-A
2020	.200	9-5	20	0	4	1	0	0	6	4	1	7	0-1
2021	.325	31-19	80	16	26	10	0	0	16	15	2	20	3-3
2022	.179	31-17	67	8	12	4	0	1	11	3	2	24	1-3
TOTALS	.251	71-41	167	24	42	15	0	1	33	22	5	51	4-7

Instagram: [UIBaseball](#)



Twitter: [@UIBaseball](#)



Facebook: [iowabaseball](#)

5 ANTHONY MANGANO

So. • UTIL • 6-0 • 190 • L/R
Lake Zurich, Ill. • Lake Zurich HS



2022 GAME-BY-GAME STATS

#5 Anthony Mangano - 26 games (All games)

Date	Opponent	Pos	AB	R	H	RBI	2B	3B	HR	BB	SB	CS	HBP	SAC	SF	GDP	K	PO	A	E	Avg
Feb 18	vs Air Force	ph/of	3	1	1	1	1	0	0	0	0	0	0	0	0	0	1	0	0	0	.333
Feb 19	vs Ball State	ph	1	0	0	0	0	0	0	0	0	0	0	0	0	0	1	0	0	0	.250
Feb 26	at AM Corpus Christi	*dh	4	0	1	0	1	0	0	0	0	0	0	0	0	0	2	0	0	0	.250
Feb 27	vs Wichita State	ph	1	0	0	0	0	0	0	0	0	0	0	0	0	0	1	0	0	0	.222
Mar 01	LORAS COLLEGE	ph	1	0	0	0	0	0	0	0	0	0	0	0	0	0	1	0	0	0	.200
Mar 02	CORNELL COLLEGE	of	1	0	1	0	0	0	0	0	0	0	0	0	0	0	0	0	0	0	.273
Mar 04	vs Wichita State	*dh	3	0	1	0	0	0	0	0	0	0	1	0	0	0	0	0	0	0	.286
Mar 05	vs Texas A&M	*dh	2	0	1	0	0	1	0	0	0	0	0	0	0	0	1	0	0	0	.312
Mar 06	vs Washington State	ph/of	1	0	1	1	0	0	0	0	0	0	0	0	0	0	0	0	0	0	.353
Mar 11	at UC Irvine	*dh	4	1	2	1	0	1	0	0	1	0	0	0	1	0	2	0	0	0	.381
Mar 12	at UC Irvine	ph/of	1	0	0	0	0	0	0	0	0	0	0	0	0	0	0	0	0	0	.364
Mar 13	at UC Irvine	*dh	4	2	1	1	0	0	0	2	0	0	0	0	0	0	2	0	0	0	.346
Mar 15	at San Diego State	*dh	5	1	1	0	1	0	0	0	0	0	0	0	0	0	2	0	0	0	.323
Mar 19	TEXAS TECH	*of	3	0	0	0	0	0	0	0	0	0	0	0	0	0	2	1	0	0	.294
Mar 20	TEXAS TECH	ph	1	0	0	0	0	0	0	0	0	0	0	0	0	0	0	0	0	0	.286
Mar 21	ST. THOMAS	ph/dh	2	0	0	0	0	0	0	1	0	0	0	0	0	0	1	0	0	0	.270
Mar 26	CENTRAL MICHIGAN	ph	1	0	1	0	0	0	0	0	0	0	0	0	0	0	0	0	0	0	.289
Mar 27	CENTRAL MICHIGAN	*dh	3	0	0	0	0	0	0	0	0	0	0	0	0	0	3	0	0	0	.268
Apr 02	at Michigan-2	pr	0	0	0	0	0	0	0	0	0	0	0	0	0	0	0	0	0	0	.268
Apr 06	at Bradley	ph	0	1	0	0	0	0	0	1	0	0	0	0	0	0	0	0	0	0	.268
Apr 09	ILLINOIS-2	*dh	4	0	1	0	0	0	0	2	0	0	0	0	0	0	1	0	0	0	.267
Apr 10	ILLINOIS	*dh	3	0	0	0	0	0	0	0	0	0	0	0	0	0	2	0	0	0	.250
Apr 12	at Milwaukee	ph	1	0	0	0	0	0	0	0	0	0	0	0	0	0	0	0	0	0	.245
Apr 17	MINNESOTA	ph	1	0	0	0	0	0	0	0	0	0	0	0	0	0	1	0	0	0	.240
Apr 23	at Rutgers	ph	0	0	0	0	0	0	0	0	0	1	0	0	0	0	0	0	0	0	.240
Apr 24	at Rutgers	ph	1	0	1	0	0	0	0	0	0	0	0	0	0	0	0	0	0	0	.255
Totals		10gs	51	6	13	4	3	2	0	6	1	0	2	0	1	0	23	1	0	0	.255

On base pct. .350 • Slugging pct. .392

CAREER-HIGHS

AB: 5 AT SAN DIEGO STATE, 3/15/22
H: 2 AT UC IRVINE, 3/11/22
R: 2 AT UC IRVINE, 3/13/22
2B: 1, 3X, LAST AT SAN DIEGO STATE, 3/15/22
3B: 1, 2X, LAST AT UC IRVINE, 3/11/22
HR: --
RBIs: 1, 4X, LAST AT UC IRVINE, 3/13/22
BB: 2, 2X, LAST VS. ILLINOIS, 4/9/22
SB: 1 AT UC IRVINE, 3/11/22

SEASON HIGHLIGHTS

• Has appeared in 26 games, including starting 10 games -- nine as designated hitter and one in left field... hitting .255 (13-of-51) with three doubles, two triples, six runs and four RBIs... hit .333 (3-of-9) at UC Irvine (3/11/13)... went 2-for-4 with a triple in game one for his first career multi-hit game... hit safely in all three games of the Frisco Classic, including his first career triple against Texas A&M (3/5)... tallied his first career hit -- an RBI double -- in 12-2 win over Air Force (2/18)... rated as the No. 14 player in the Big Ten for the 2023 MLB Draft... top 500 prospect by Perfect Game.

CAREER STATS

YEAR	AVG.	G-GS	AB	R	H	2B	3B	HR	RBIS	BB	HBP	SO	SB-A
2021	.000	4-0	4	0	0	0	0	0	0	1	0	3	0-0
2022	.255	26-10	51	6	13	3	2	0	4	6	2	23	1-1
TOTALS	.236	30-10	55	6	13	3	2	0	4	7	2	26	1-1

Instagram: [UIBaseball](#)




Twitter: [@UIBaseball](#)



Facebook: [iowabaseball](#)

6 ALEC NIGUT

RS Fr. • OF/LHP • 6-0 • 205 • L/L
Des Moines, Iowa • Roosevelt HS



2022 GAME-BY-GAME STATS

#6 Alec Nigut - 11 games (All games)

Date	Opponent	Pos	AB	R	H	RBI	2B	3B	HR	BB	SB	CS	HBP	SAC	SF	GDP	K	PO	A	E	Avg
Feb 18	vs Air Force	of	0	0	0	0	0	0	0	0	0	0	0	0	0	0	0	0	0	0	.000
Feb 19	vs Ball State	ph	0	1	0	0	0	0	0	1	0	0	0	0	0	0	0	0	0	0	.000
Mar 02	CORNELL COLLEGE	*of	1	1	0	0	0	0	0	2	1	0	0	0	0	0	0	1	0	0	.000
Mar 15	at San Diego State	pr	0	0	0	0	0	0	0	0	0	0	0	0	0	0	0	0	0	0	.000
Mar 19	TEXAS TECH	ph/of	1	0	0	0	0	0	0	1	0	0	0	0	0	0	0	0	0	0	.000
Mar 20	TEXAS TECH	pr	0	1	0	0	0	0	0	0	1	0	0	0	0	0	0	0	0	0	.000
Mar 26	CENTRAL MICHIGAN	of	1	0	0	0	0	0	0	0	0	0	0	0	0	0	1	0	0	0	.000
Apr 12	at Milwaukee	ph/of	1	0	0	0	0	0	0	0	0	0	0	0	0	0	0	1	0	0	.000
Apr 17	MINNESOTA	pr	0	1	0	0	0	0	0	0	0	0	0	0	0	0	0	0	0	0	.000
Apr 23	at Rutgers	ph/of	1	0	0	0	0	0	0	0	0	0	0	0	0	0	0	0	0	0	.000
Apr 26	WESTERN ILLINOIS	ph/of	0	0	0	0	0	0	0	1	0	0	0	0	0	0	0	0	0	0	.000
Totals		1gs	5	4	0	0	0	0	0	5	2	0	0	0	0	0	3	1	0	0	.000

On base pct. .500 • Slugging pct. .000

CAREER-HIGHS

AB: 1, 5X, LAST AT RUTGERS, 4/23/22

H: --

R: 1, 4X, LAST VS. MINNESOTA, 4/17/22

2B: --

3B: --

HR: --

RBI: --

BB: 2 vs. CORNELL COLLEGE, 3/2/22

SB: 1, 2X, LAST VS. TEXAS TECH, 3/20/22

SEASON HIGHLIGHTS

- Has appeared in 11 games with one start -- in left field... made his first career start against Cornell College, finishing 0-1 with two walks... made his Hawkeye debut against Air Force (2/18) and scored a run against Ball State (2/19).
- Missed the 2021 season because of injury... redshirted.

CAREER STATS

YEAR	AVG.	G-GS	AB	R	H	2B	3B	HR	RBI	BB	HBP	SO	SB-A
2022	.000	11-1	5	4	0	0	0	0	0	5	0	3	2-2
TOTALS	.000	11-1	5	4	0	0	0	0	0	5	0	3	2-2

Instagram: [UIBaseball](#)




Twitter: [@UIBaseball](#)



Facebook: [iowabaseball](#)

7 KEATON ANTHONY

RS Fr. • UTIL/RHP • 6-4 • 210 • R/R
Hoschton, Ga. • Mill Creek HS



2022 GAME-BY-GAME STATS

#7 Keaton Anthony - 35 games (All games)

Date	Opponent	Pos	AB	R	H	RBI	2B	3B	HR	BB	SB	CS	HBP	SAC	SF	GDP	K	PO	A	E	Avg
Feb 18	vs Air Force	*of	2	0	0	0	0	0	0	1	0	0	0	0	0	0	1	0	0	0	.000
Feb 19	vs Ball State	*of	4	4	4	5	2	0	2	1	0	0	0	0	0	0	0	1	0	0	.667
Feb 20	vs Bucknell	*of	3	1	0	0	0	0	0	1	0	0	0	0	0	0	1	2	0	0	.444
Feb 25	vs Pepperdine	*of	3	0	2	0	0	0	0	1	0	0	0	0	0	0	0	0	2	0	.500
Feb 26	at AM Corpus Christi	*of	3	0	1	0	0	0	0	2	0	0	0	0	0	0	0	3	0	0	.467
Feb 27	vs Wichita State	*of	4	1	1	1	0	0	0	1	0	0	0	0	0	0	2	0	0	0	.421
Mar 01	LORAS COLLEGE	*of	4	0	2	0	0	0	0	0	0	0	1	0	0	0	1	5	0	0	.435
Mar 02	CORNELL COLLEGE	*dh/p	2	1	1	1	1	0	0	1	0	0	1	0	0	0	0	0	0	0	.440
Mar 04	vs Wichita State	*of	5	1	2	1	2	0	0	0	0	0	0	0	0	0	1	0	0	0	.433
Mar 05	vs Texas A&M	*of	4	0	1	0	0	0	0	0	0	0	0	0	0	0	1	1	1	0	.412
Mar 06	vs Washington State	*dh	4	2	2	1	1	0	0	0	0	0	0	0	0	0	0	1	0	0	.421
Mar 11	at UC Irvine	*of	3	2	2	2	1	0	0	1	0	0	0	0	1	0	1	1	0	0	.439
Mar 12	at UC Irvine	*of	3	0	1	0	1	0	0	1	0	0	0	0	0	0	1	0	0	0	.432
Mar 13	at UC Irvine	*of	4	3	2	2	1	0	0	1	0	0	0	0	0	0	0	1	0	0	.438
Mar 15	at San Diego State	*of	5	0	0	0	0	0	0	0	0	0	0	0	0	0	3	0	0	0	.396
Mar 19	TEXAS TECH	*of	5	0	1	0	1	0	0	0	0	0	0	0	0	0	1	1	0	0	.379
Mar 20	TEXAS TECH	*of	4	0	0	1	0	0	0	0	0	0	0	0	0	0	0	1	0	0	.355
Mar 21	ST. THOMAS	*of	3	2	1	2	0	0	1	0	0	0	0	0	1	0	0	0	0	0	.354
Mar 25	CENTRAL MICHIGAN	*dh	4	1	2	1	0	0	0	0	0	0	0	0	0	0	2	0	0	0	.362
Mar 26	CENTRAL MICHIGAN	*dh	3	0	1	0	1	0	0	0	0	0	0	0	0	0	1	0	0	0	.361
Mar 27	CENTRAL MICHIGAN	*of	3	0	0	0	0	0	0	1	0	0	0	0	0	0	2	1	0	0	.347
Apr 02	at Michigan-1	*of	5	0	1	0	0	0	0	0	0	0	0	0	0	0	1	1	0	0	.338
Apr 02	at Michigan-2	*of	3	0	2	0	1	0	0	1	0	0	0	0	0	0	0	1	0	0	.349
Apr 03	at Michigan	*of	5	1	3	4	0	0	1	0	0	0	0	0	0	0	0	1	0	0	.364
Apr 06	at Bradley	*of	4	0	0	0	0	0	0	0	0	0	1	0	0	1	1	0	0	0	.348
Apr 09	ILLINOIS-1	*of	4	1	1	1	1	0	0	0	0	0	0	0	0	0	0	1	0	0	.344
Apr 09	ILLINOIS-2	*of	5	1	1	2	0	0	1	0	0	0	0	0	1	1	0	0	0	0	.337
Apr 10	ILLINOIS	*of	5	0	2	1	1	0	0	0	0	0	0	0	0	0	1	0	0	0	.340
Apr 12	at Milwaukee	*of	2	3	1	3	0	0	1	2	0	0	1	0	0	0	0	0	0	0	.343
Apr 15	MINNESOTA	*of	5	1	3	3	1	0	1	0	0	0	0	0	0	0	0	0	0	0	.354
Apr 19	BRADLEY	*of	3	2	2	1	1	0	0	1	0	0	1	0	0	0	0	1	0	0	.362
Apr 22	at Rutgers	*of	4	0	0	0	0	0	0	1	0	0	0	0	0	1	2	1	0	0	.350
Apr 23	at Rutgers	*dh	4	2	2	1	1	0	0	1	0	0	0	0	0	0	0	0	0	0	.355
Apr 24	at Rutgers	*dh	5	1	2	1	0	0	0	0	0	0	0	0	0	0	1	0	0	0	.357
Apr 26	WESTERN ILLINOIS	*dh	4	0	1	1	0	0	0	0	0	0	0	0	0	0	0	1	0	0	.353
Totals			35gs	133	30	47	35	17	0	7	18	0	5	0	3	3	26	25	1	0	.353

On base pct. .440 • Slugging pct. .639

#7 Keaton Anthony - 1 appearance (All games)

Date	Opponent	GS	IP	H	R	ER	BB	SO	2B	3B	HR	WP	BK	HBP	IBB	Score	W-L	Sv	ERA	NP
Mar 02	CORNELL COLLEGE		2.0	0	0	0	1	4	0	0	0	0	0	0	0	8-0	0-0	0	0.00	27
Totals		0	2.0	0	0	0	1	4	0	0	0	0	0	0	0	8-0	0-0	0	0.00	-

CAREER-HIGHS

AB: 5, 9X, LAST AT RUTGERS, 4/24/22

H: 4 vs. BALL STATE, 2/19/22

R: 4 vs. BALL STATE, 2/19/22

2B: 2, 2X, LAST vs. WICHITA STATE, 3/4/22

3B: --

HR: 2 vs. BALL STATE, 2/19/22

RBI: 5 vs. BALL STATE, 2/19/22

BB: 2, 2X, LAST AT MILWAUKEE, 4/12/22

SB: --

PITCHING

IP: 2.0 vs. CORNELL COLLEGE, 3/2/22

SO: 4 vs. CORNELL COLLEGE, 3/2/22

BB: 1 vs. CORNELL COLLEGE, 3/2/22

SEASON HIGHLIGHTS

• Four-time Big Ten Freshman of the Week honoree -- the most accolades in a season in school history... has started 35 games -- 28 in right field and seven as DH... hitting .353 (47-of-133) with 17 doubles, seven home runs, 35 RBIs and 30 runs scored... has hit safely in 28 games and reached base safely in 33 contests... has a team-best 15 multi-hit games (13 2-hit, two 3-hit)... second in Big Ten in doubles (17), fourth in OPS (1.079), fifth in slugging (.639) and 10th in batting average (.353)... in Big Ten games, tied for seventh in doubles (5) and eighth in slugging (.689)... hit .308 (4-of-13) with two multi-hit games, three runs and two RBIs in series win at No. 8 Rutgers (4/22-24)... went 2-for-3 with a double, RBI and two runs scored against Bradley (4/19)... earned fourth Big Ten Freshman of Week honors after going 3-for-5 with a home run, double and three RBIs in series-opening win over Minnesota (4/15) and 1-for-2 with a three-run homer at Milwaukee (4/12)... missed games two and three against Minnesota (4/16-17) because of sickness... hit is fifth home run in game two against Illinois (4/9) before going 2-for-5 with a double in series finale (4/10)... had an 11-game hitting from Feb. 25-March 13 and 14-game reached base streak from Feb. 18-March 15... hit .462 (6-of-13) with four RBIs at Michigan (4/2-3) en route to Big Ten Freshman of Week honors... went 2-for-3 in game two and 3-for-5 with a three-run homer and four RBIs in series finale... went 1-for-3 with two RBIs and two runs, including hitting his third homer -- a solo shot -- against St. Thomas (3/21)... hit .500 (5-of-10) with three doubles, five runs and four RBIs at UC Irvine (3/11-13) to earn Big Ten Freshman of the Week honors... went 2-for-3 with two RBIs in game one and 2-for- with two RBIs and three runs in series finale... named to the Frisco Classic All-Tournament Team after hitting .385 (5-of-13) with three doubles and three runs scored... went 2-for-5 with two doubles against Wichita State (3/4) and 2-for-4 with a double, two runs and an RBI against Washington State (3/6)... made his Hawkeye debut on mound against Cornell College (3/2), punching out four over two innings as part of the combined shutout... hit a team-best .400 (4-of-10) at the Kleberg Bank Classic... wet 2-for-3 in the tournament opener against Pepperdine (2/25)... named the Big Ten Freshman of the Week on Feb. 23 after hitting .444 (4-of-9) with four extra base hits, five runs and five RBIs at the Swig & Swine Classic... went 4-for-4 with two doubles, two home runs, four runs and five RBIs in 11-1 win over Ball State (2/19).

• Missed a majority of the 2021 season with a hamstring injury... two-way player as a utility man and a RHP.

CAREER STATS

YEAR	AVG.	G-GS	AB	R	H	2B	3B	HR	RBIS	BB	HBP	SO	SB-A
2021	.000	1-0	1	0	0	0	0	0	0	0	0	0	0-0
2022	.353	35-35	133	30	47	17	0	7	35	18	5	26	0-0
TOTALS	.351	36-35	134	30	47	17	0	7	35	18	5	26	0-0

YEAR	ERA	W-L	APP	GS	CG	SHO	SV	IP	H	R	ER	BB	SO
2022	0.00	0-0	1	0	0	0/1	0	2.0	1	0	0	1	4
TOTALS	0.00	0-0	1	0	0	0/1	0	2.0	1	0	0	1	4

Instagram: UIBaseball



Twitter: @UIBaseball



Facebook: iowabaseball

8 DJ HECK

RS Fr. • OF • 6-0 • 200 • R/R
Iowa City, Iowa • City HS



2022 GAME-BY-GAME STATS

#8 DJ Heck - 4 games (All games)

Date	Opponent	Pos	AB	R	H	RBI	2B	3B	HR	BB	SB	CS	HBP	SAC	SF	GDP	K	PO	A	E	Avg
Mar 02	CORNELL COLLEGE	ph/of	1	0	0	0	0	0	0	0	0	0	0	0	0	0	0	0	0	0	.000
Mar 19	TEXAS TECH	ph	1	0	0	1	0	0	0	0	0	0	0	0	0	0	0	0	0	0	.000
Mar 26	CENTRAL MICHIGAN	ph	1	0	0	0	0	0	0	0	0	0	0	0	0	0	1	0	0	0	.000
Apr 12	at Milwaukee	ph	1	0	0	0	0	0	0	0	0	0	0	0	0	0	1	0	0	0	.000
Totals		Ogs	4	0	0	1	0	0	0	0	0	0	0	0	0	0	2	0	0	0	.000

On base pct. .000 • Slugging pct. .000

CAREER-HIGHS

AB: 1, 4X, LAST AT MILWAUKEE, 4/12/22

H: --

R: 1 vs. MINNESOTA, 4/11/21

2B: --

3B: --

HR: --

RBIs: 1 vs. TEXAS TECH, 3/19/22

BB: 1 vs. MINNESOTA, 4/11/21

SB: --

SEASON HIGHLIGHTS

- Has appeared in four games as a pinch hitter... had an RBI ground out against No. 12 Texas Tech (3/19)... made his season debut against Cornell College (3/2).

CAREER STATS

YEAR	AVG.	G-GS	AB	R	H	2B	3B	HR	RBIS	BB	HBP	SO	SB-A
2021	.000	1-0	0	1	0	0	0	0	0	1	0	0	0-0
2022	.000	4-0	4	0	0	0	0	0	1	0	0	2	0-0
TOTALS	.000	5-0	4	1	0	0	0	0	1	1	0	2	0-0

Instagram: UIBaseball




Twitter: @UIBaseball



Facebook: iowabaseball

9 KYLE HUCKSTORF

RS So. • OF • 5-8 • 175 • R/R
Waterford, Wis. • Iowa Western CC • Waterford HS



2022 GAME-BY-GAME STATS

#9 Kyle Huckstorf - 36 games (All games)

Date	Opponent	Pos	AB	R	H	RBI	2B	3B	HR	BB	SB	CS	HBP	SAC	SF	GDP	K	PO	A	E	Avg	
Feb 18	vs Air Force	*of	3	1	1	1	0	0	0	0	1	0	0	0	0	0	2	1	0	0	.333	
Feb 19	vs Ball State	*of	3	0	1	2	0	0	0	0	0	0	0	0	0	0	0	0	0	0	.333	
Feb 20	vs Bucknell	ph/of	2	0	0	0	0	0	0	0	0	0	0	0	0	0	0	1	0	0	.250	
Feb 25	vs Pepperdine	*of	2	2	1	0	0	1	0	0	1	0	0	0	0	0	0	0	1	0	.300	
Feb 26	at AM Corpus Christi	*of	4	0	1	0	0	0	0	0	0	0	0	0	0	0	1	2	0	0	.286	
Feb 27	vs Wichita State	*of	4	1	1	0	1	0	0	0	0	0	0	0	0	0	1	0	0	0	.278	
Mar 01	LORAS COLLEGE	*of	4	0	1	0	0	0	0	0	0	0	0	0	0	0	1	1	0	1	.273	
Mar 04	vs Wichita State	*of	4	0	2	0	0	0	0	0	1	0	0	0	0	0	1	2	0	0	.308	
Mar 05	vs Texas A&M	*of	3	0	0	1	0	0	0	0	0	0	0	1	0	0	1	1	0	0	.276	
Mar 06	vs Washington State	*of	2	0	0	0	0	0	0	1	0	0	1	0	0	0	2	1	0	0	.258	
Mar 11	at UC Irvine	*of	4	0	1	0	0	0	0	0	0	0	0	0	0	0	2	2	0	0	.257	
Mar 12	at UC Irvine	pr/of	1	0	1	0	0	0	0	0	0	0	0	0	0	0	0	0	0	0	.278	
Mar 13	at UC Irvine	*of	5	1	3	3	1	0	0	0	0	0	0	0	0	0	0	4	0	1	.317	
Mar 15	at San Diego State	*of	4	1	1	1	0	0	0	0	0	0	1	0	0	0	1	2	0	0	.311	
Mar 19	TEXAS TECH	*of	3	0	1	0	0	0	0	0	0	0	1	0	0	0	2	2	0	0	.312	
Mar 20	TEXAS TECH	*of	4	0	1	0	0	0	0	0	1	0	0	0	0	0	0	2	0	0	.308	
Mar 21	ST. THOMAS	*of	3	1	0	0	0	0	0	1	0	0	0	0	0	0	0	1	0	0	.291	
Mar 25	CENTRAL MICHIGAN	*of	4	1	2	1	0	0	0	0	0	0	0	0	0	0	1	1	0	0	.305	
Mar 26	CENTRAL MICHIGAN	*of	4	0	0	0	0	0	0	0	1	0	1	0	0	0	0	2	0	0	.286	
Mar 27	CENTRAL MICHIGAN	*of	3	1	1	0	0	0	0	0	1	0	1	0	0	0	2	2	0	0	.288	
Apr 02	at Michigan-1	*of	3	0	2	1	0	0	0	1	0	0	0	1	0	0	1	3	1	0	.304	
Apr 02	at Michigan-2	*of	4	0	0	0	0	0	0	0	0	0	0	0	0	0	3	1	0	0	.288	
Apr 03	at Michigan	*of	5	1	1	1	0	1	0	0	0	0	0	0	0	0	2	4	0	0	.282	
Apr 06	at Bradley	*of	3	3	1	1	1	0	0	2	1	0	1	0	0	0	2	0	0	0	.284	
Apr 09	ILLINOIS-1	*of	4	0	1	0	0	0	0	0	0	0	1	0	0	0	1	7	0	0	.282	
Apr 09	ILLINOIS-2	*of	5	0	0	0	0	0	0	1	0	0	0	0	0	0	3	3	0	0	.267	
Apr 10	ILLINOIS	*of	3	0	1	0	0	0	0	1	0	0	0	0	0	0	0	4	0	0	.269	
Apr 12	at Milwaukee	*of	3	2	1	2	0	0	0	0	0	0	1	0	0	0	1	1	0	0	.271	
Apr 15	MINNESOTA	*of	3	1	1	0	0	0	0	0	0	0	1	0	0	0	0	0	1	0	.273	
Apr 16	MINNESOTA	*of	4	0	0	0	0	0	0	0	0	0	0	0	0	1	2	2	0	0	.262	
Apr 17	MINNESOTA	*of	3	1	1	0	0	0	0	1	0	0	0	0	0	0	1	3	0	0	.264	
Apr 19	BRADLEY	*of	3	1	0	1	0	0	0	1	1	0	0	0	1	0	0	2	0	0	.257	
Apr 22	at Rutgers	*of	3	0	0	0	0	0	0	1	0	0	0	0	0	0	2	2	0	0	.250	
Apr 23	at Rutgers	*of	4	0	0	0	0	0	0	0	0	0	0	0	0	0	3	1	0	0	.241	
Apr 24	at Rutgers	*of	1	0	0	0	0	0	0	0	0	0	0	0	0	0	1	1	0	0	.239	
Apr 26	WESTERN ILLINOIS	*of	2	3	1	0	1	0	0	1	0	0	0	0	0	0	0	1	0	0	.244	
Totals			34gs	119	21	29	15	4	2	0	13	8	2	7	2	1	2	39	63	2	2	.244

On base pct. .350 • Slugging pct. .311

CAREER-HIGHS

AB: 5, 3X, LAST VS. ILLINOIS, 4/9/22
H: 3 AT UC IRVINE, 3/13/22
R: 3, 2X, LAST VS. WESTERN ILLINOIS, 4/26/22
2B: 1, 4X, LAST VS. WESTERN ILLINOIS, 4/26/22
3B: 1, 2X, LAST AT MICHIGAN, 4/3/22
HR: --
RBIs: 3 AT UC IRVINE, 3/13/22
BB: 2 AT BRADLEY, 4/6/22
SB: 1, 8X, LAST VS. BRADLEY, 4/19/22

SEASON HIGHLIGHTS


- Has started 34 games in center field... hitting .244 (29-for-119) with 15 RBIs and 21 runs scored... has hit safely in 24 games... has four multi-hit games (three 2-hit, one 3-hit)... went 1-for-2 with a double and a career-high three runs scored against Western Illinois (4/26)... finished 1-for-3 with two runs and two RBIs at Milwaukee (4/12)... went 1-for-3 with three runs scored and stole home at Bradley (4/6)... went 2-for-4 with an RBI in series-opening win over Central Michigan (3/25)... hit .500 (5-of-10) with a double and three RBIs at UC Irvine (3/11-13)... went 3-for-5 with a double and three RBIs in series finale (3/13)... had his first two-hit game, finishing 2-for-4 against Wichita State (3/4) at the Frisco Classic... hit .300 (3-of-10) with three runs scored and two extra base hits at the Kleberg Bank Classic (2/25-27)... went 1-for-2 with a triple and two runs scored in 3-1 win over Pepperdine (2/25)... had first career hit and drove in a run in 12-2 win over Air Force (2/18)... went 1-for-3 with two RBIs in 11-1 win over Ball State (2/19).
- Honorable mention All-American at Iowa Western CC... first-team All-Region honoree... hit .401 with 12 doubles, six triples and six home runs... was 18-of-19 on base paths.

CAREER STATS

YEAR	AVG.	G-GS	AB	R	H	2B	3B	HR	RBIS	BB	HBP	SO	SB-A
2022	.244	36-34	119	21	29	4	2	0	15	13	7	39	8-10
TOTALS	.244	36-34	119	21	29	4	2	0	15	13	7	39	8-10

10 MICHAEL SEEGER

So. • UTIL. • 5-10 • 160 • R/R
Oconomowoc, Wis. • Home School



2022 GAME-BY-GAME STATS

#10 Michael Seegers - 36 games (All games)

Date	Opponent	*Pos	AB	R	H	RBI	2B	3B	HR	BB	SB	CS	HBP	SAC	SF	GDP	K	PO	A	E	Avg	
Feb 18	vs Air Force	*SS	5	2	3	1	1	0	0	0	1	0	0	0	0	0	1	2	1	0	.600	
Feb 19	vs Ball State	*SS	6	1	1	0	0	0	0	0	0	0	0	0	0	0	2	0	0	0	.364	
Feb 20	vs Bucknell	*SS	4	0	0	0	0	0	0	0	0	0	0	0	0	0	0	3	1	0	.267	
Feb 25	vs Pepperdine	*SS	4	0	3	2	0	0	0	0	0	0	1	0	0	0	0	1	3	0	.368	
Feb 26	at AM Corpus Christi	*SS	5	0	0	0	0	0	0	0	0	0	0	0	0	0	1	2	0	0	.292	
Feb 27	vs Wichita State	*SS	3	1	0	0	0	0	0	2	0	0	0	0	0	0	0	1	0	0	.259	
Mar 01	LORAS COLLEGE	*SS	4	0	1	0	0	0	0	0	0	0	0	0	0	0	1	1	3	0	.258	
Mar 04	vs Wichita State	*SS	4	1	2	0	0	0	0	0	0	0	0	0	0	0	1	1	4	0	.286	
Mar 05	vs Texas A&M	*SS	5	0	1	1	0	0	0	0	0	0	0	0	0	0	1	4	3	0	.275	
Mar 06	vs Washington State	*SS	4	0	0	0	0	0	0	0	0	0	1	0	0	0	1	2	3	0	.250	
Mar 11	at UC Irvine	*SS	5	1	3	0	0	0	0	0	0	0	0	0	0	0	1	1	2	0	.286	
Mar 12	at UC Irvine	*SS	5	1	1	0	0	1	0	0	0	0	0	0	0	0	1	1	3	0	.278	
Mar 13	at UC Irvine	*SS	5	1	0	0	0	0	0	1	0	1	0	0	0	0	1	0	0	1	.254	
Mar 15	at San Diego State	*SS	3	1	0	0	0	0	0	2	0	0	0	0	0	0	1	0	0	0	.242	
Mar 19	TEXAS TECH	*SS	3	0	1	0	0	0	0	2	1	0	0	0	0	0	1	2	2	0	.246	
Mar 20	TEXAS TECH	*SS	3	1	1	2	1	0	0	0	0	0	0	0	1	0	1	1	4	0	.250	
Mar 21	ST. THOMAS	*SS	4	1	1	1	0	0	0	0	0	0	0	0	0	0	1	2	3	1	.250	
Mar 25	CENTRAL MICHIGAN	*SS	5	1	2	1	0	0	0	0	0	0	0	0	0	0	1	2	1	0	.260	
Mar 26	CENTRAL MICHIGAN	*SS	3	0	2	1	0	0	0	1	0	0	0	0	0	0	1	1	1	0	.275	
Mar 27	CENTRAL MICHIGAN	*SS	5	0	1	0	0	0	0	0	0	0	0	0	0	0	2	1	2	0	.271	
Apr 02	at Michigan-1	*SS	4	1	4	3	0	0	0	0	0	1	1	0	0	0	0	0	1	0	.303	
Apr 02	at Michigan-2	*SS	4	0	0	0	0	0	0	0	0	0	0	0	0	0	2	2	2	0	.290	
Apr 03	at Michigan	*SS	5	1	1	0	0	0	0	1	0	0	0	0	0	0	1	0	0	0	.286	
Apr 06	at Bradley	*SS	4	0	2	3	1	0	0	1	1	0	0	0	1	0	0	0	1	0	.294	
Apr 09	ILLINOIS-1	*SS	3	0	1	1	0	0	0	1	0	0	0	0	0	0	1	1	0	0	.295	
Apr 09	ILLINOIS-2	*SS	6	1	1	0	0	0	0	0	0	0	0	0	0	0	2	3	0	0	.288	
Apr 10	ILLINOIS	*SS	2	1	0	0	0	0	0	0	0	1	1	0	0	0	2	2	2	0	.283	
Apr 12	at Milwaukee	*SS	5	1	2	2	0	0	0	1	0	0	1	0	0	0	1	4	1	0	.288	
Apr 15	MINNESOTA	*SS	4	0	0	1	0	0	0	0	0	0	0	0	1	0	2	2	6	0	.279	
Apr 16	MINNESOTA	*SS	4	1	2	0	0	0	0	0	1	0	0	0	0	0	0	1	1	0	.286	
Apr 17	MINNESOTA	*SS	5	1	1	1	0	0	0	0	0	0	0	0	0	0	2	3	2	0	.282	
Apr 19	BRADLEY	*SS	5	3	2	0	0	0	0	0	0	0	0	1	0	0	0	1	4	0	.287	
Apr 22	at Rutgers	*SS	4	0	1	0	0	0	0	1	0	0	0	0	0	0	1	1	1	0	.286	
Apr 23	at Rutgers	*SS	3	3	2	1	0	0	0	2	0	0	1	0	0	0	0	0	3	0	.294	
Apr 24	at Rutgers	*SS	5	1	2	0	1	0	0	0	0	0	0	0	0	0	1	1	2	0	.297	
Apr 26	WESTERN ILLINOIS	*SS	4	2	2	4	0	0	1	0	1	0	0	0	0	0	0	3	1	0	.303	
Totals			36gs	152	28	46	25	4	1	1	17	4	3	5	2	3	0	34	52	63	2	.303

On base pct. .384 • Slugging pct. .362

CAREER-HIGHS

AB: 6, 2X, LAST VS. ILLINOIS, 4/9/22

H: 4 AT MICHIGAN, 4/2/22

R: 3, 2X, LAST AT RUTGERS, 4/23/22

2B: 2, 2X, LAST VS AIR FORCE 2/18/22

3B: 1 AT UC IRVINE, 3/12/22

HR: 1 VS. WESTERN ILLINOIS, 4/26/22

RBIs: 4 VS. WESTERN ILLINOIS, 4/26/22

BB: 2, 5X, LAST AT RUTGERS, 4/23/22

SB: 1, 7X, LAST VS. WESTERN ILLINOIS, 4/26/22

SEASON HIGHLIGHTS

• Iowa's leadoff hitter... has started 36 games -- all at shortstop... hitting .303 (46-of-152) with 25 RBIs and 28 runs scored... has 13 multi-hit games (one 4-hit, three 3-hit, nine 2-hit)... has hit safely in 27 games and reached safely in 32 contests... went 2-for-4 with a three-run homer -- the first of his career -- and a career-high four RBIs in midweek win over Western Illinois (4/26)... hit .417 (5-of-12) with two multi-hit games with four runs scored in series win at No. 8 Rutgers (4/22-24)... went 2-for-5 and scored a career-high three runs in win over Bradley (4/19)... finished 2-for-5 with two RBIs in road win at Milwaukee (4/12)... went 2-for-4 with three RBIs in road win at Bradley (4/6)... hit .385 (5-of-13) with three RBIs in series win at Michigan (4/2-3)... had career-highs in hits and RBIs, finishing 4-for-4 with three RBIs in series opener... hit a team-best .385 (5-of-13) with two multi-hit games in the series win over Central Michigan (3/25-27)... went 1-for-3 with a double and two RBIs in win over No. 12 Texas Tech (3/20)... finished 3-for-5 in game one at UC Irvine (3/11)... went 2-for-4 against Wichita State (3/4) at the Frisco Classic... went finished 3-for-4 with two RBIs in the 3-1 win over Pepperdine (2/25)... tied a career-high, finishing with three hits in season opener against Air Force (2/18)... finished 3-for-5 with a double and two runs scored.

• Started 11 games as a true freshman... team's fastest and best base runner... 2019 Home School All-American... top 500 prospect by Perfect Game.

CAREER STATS

YEAR	AVG.	G-GS	AB	R	H	2B	3B	HR	RBIS	BB	HBP	SO	SB-A
2021	.122	30-11	49	13	6	1	0	0	5	7	0	12	3-3
2022	.303	36-36	152	28	46	4	1	1	25	17	5	34	4-7
TOTALS	.259	66-47	201	41	52	5	1	1	30	24	5	46	7-10

Instagram: [UIBaseball](#)



Twitter: [@UIBaseball](#)




Facebook: [iowabaseball](#)

11 IZAYA FULLARD

RS Sr. • IF • 5-11 • 230 • R/R

North Liberty, Iowa • Kirkwood CC • Iowa City West HS



2022 GAME-BY-GAME STATS

#11 Izaya Fullard - 16 games (All games)

Date	Opponent	Pos	AB	R	H	RBI	2B	3B	HR	BB	SB	CS	HBP	SAC	SF	GDP	K	PO	A	E	Avg	
Mar 11	at UC Irvine	*2b	2	0	0	0	0	0	0	0	0	0	0	0	0	0	0	1	0	0	.000	
Apr 02	at Michigan-2	*2b	4	0	1	0	1	0	0	0	0	0	0	0	0	0	0	1	2	1	.167	
Apr 03	at Michigan	*dh	5	2	2	0	1	0	0	0	0	0	0	0	0	0	0	0	0	0	.273	
Apr 06	at Bradley	*dh	4	2	0	0	0	0	0	2	0	0	0	0	0	0	0	0	0	0	.200	
Apr 09	ILLINOIS-1	*dh	4	0	2	1	0	0	0	0	0	0	0	0	0	0	1	0	0	0	.263	
Apr 09	ILLINOIS-2	*2b	5	1	2	1	0	0	0	1	0	0	0	0	0	0	0	1	1	0	.292	
Apr 10	ILLINOIS	*2b	5	0	2	1	0	0	0	0	0	0	0	0	0	0	1	1	5	0	.310	
Apr 12	at Milwaukee	*2b	4	1	2	0	0	0	0	1	0	0	0	0	0	0	1	0	1	0	.333	
Apr 15	MINNESOTA	*2b	4	0	0	0	0	0	0	1	0	0	0	0	0	0	1	2	2	0	.297	
Apr 16	MINNESOTA	*2b	3	1	2	1	0	0	0	1	0	0	0	0	0	0	0	2	3	0	.325	
Apr 17	MINNESOTA	*2b	4	1	0	0	0	0	0	1	0	0	0	0	0	0	2	1	2	0	.295	
Apr 19	BRADLEY	*2b	5	1	2	0	0	0	0	1	0	0	0	0	0	0	1	4	5	0	.306	
Apr 22	at Rutgers	*2b	4	2	2	2	1	0	1	0	0	0	0	0	0	1	0	0	2	0	.321	
Apr 23	at Rutgers	*2b	4	1	0	0	0	0	0	1	0	0	0	0	0	1	2	2	1	0	.298	
Apr 24	at Rutgers	*2b	4	0	3	2	0	0	0	0	0	1	1	0	0	0	0	2	2	1	.328	
Apr 26	WESTERN ILLINOIS	*2b	2	1	0	0	0	0	0	1	1	0	1	0	0	0	0	1	3	0	.317	
Totals			16gs	63	13	20	8	3	0	1	10	1	1	2	0	0	2	9	18	29	2	.317

On base pct. .427 • Slugging pct. .413

CAREER-HIGHS

AB: 6, 3X, LAST AT MICHIGAN STATE, 5/30/21

H: 4, 2X, LAST VS. GEORGETOWN, 3/7/20

R: 4 vs. GEORGETOWN, 3/7/20

2B: 2 AT OHIO STATE, 4/27/19

3B: 1 vs. GRAND VIEW, 3/3/20

HR: 2 vs. UC IRVINE, 5/3/19

RBI: 5, 2X, LAST VS. GEORGETOWN, 3/7/20

BB: 4 vs. MINNESOTA, 4/9/21

SB: 2 vs. CHICAGO STATE, 3/20/19

SEASON HIGHLIGHTS

- Returned to the lineup April 2 at Michigan after missing the first six weeks of the season after undergoing surgery for a broken hamate bone on Feb. 15... has started 16 games -- 13 at second base and three as the designated hitter... hitting .317 (20-of-63) with three doubles, one home run, 13 runs and eight RBIs... has nine multi-hit games since returning in earnest on April 2 (eight 2-hit, one 3-hit)... hit .417 (5-of-12) with four RBIs and three runs scored in series win at No. 8 Rutgers (4/22-24)... went 2-for-4 with a double and two-run homer in game one (4/22) and 3-for-4 with two RBIs in series finale (4/24)... tallied his fourth straight two-hit game at Milwaukee (4/12), finishing 2-for-4 with a walk and run scored... hit a team-best .429 (6-of-14) with three RBIs against Illinois (4/9-10) with three straight multi-hit games and drove in a run in all three contests... hit .333 (3-for-9) with two doubles and two runs scored... went 2-for-3 with a double and two runs scored in series finale at Michigan (4/3)... appeared briefly March 11 at UC Irvine (3/11).
- Third-team All-Big Ten selection as a junior... .314 career hitter... team's best overall hitter... started 41 games as a junior after hitting .296 with nine doubles, five home runs and 21 RBIs.
- Hit .400 (24-of-60) with a team-best 21 RBIs and 19 runs scored in 2020... elected to return to school despite getting a free agent opportunity with the St. Louis Cardinals.
- First-team All-American in 2018 at Kirkwood CC.

CAREER STATS

YEAR	AVG.	G-GS	AB	R	H	2B	3B	HR	RBIS	BB	HBP	SO	SB-A
2019	.307	52-50	199	32	61	8	0	5	31	22	2	25	5-5
2020	.400	15-15	60	19	24	3	1	2	21	5	2	7	2-3
2021	.296	44-41	162	25	48	9	0	5	21	22	5	23	1-1
2022	.317	16-16	63	13	20	3	0	1	8	10	2	9	1-2
TOTALS	.316	127-122	484	89	153	23	1	13	81	59	11	64	9-11

Instagram: [UIBaseball](#)



Twitter: [@UIBaseball](#)



Facebook: [iowabaseball](#)

12 BEN TALLMAN

RS So. • C • 6-0 • 205 • R/R

Billings, Mont. • NIACC • North Dakota State • Billings West HS



2022 GAME-BY-GAME STATS

#12 Ben Tallman - 26 games (All games)

Date	Opponent	Pos	AB	R	H	RBI	2B	3B	HR	BB	SB	CS	HBP	SAC	SF	GDP	K	PO	A	E	Avg
Feb 18	vs Air Force	c	1	0	0	0	0	0	0	0	0	0	0	0	0	0	0	5	0	0	.000
Mar 01	LORAS COLLEGE	c	0	0	0	0	0	0	0	0	0	0	0	0	0	0	0	2	1	0	.000
Mar 02	CORNELL COLLEGE	*c	2	0	0	0	0	0	0	1	0	0	0	0	0	0	1	10	0	0	.000
Mar 05	vs Texas A&M	*c	4	2	3	0	1	0	0	0	0	0	0	0	0	0	1	12	0	0	.429
Mar 06	vs Washington State	ph/c	2	0	0	0	0	0	0	0	0	0	0	0	0	0	2	5	0	0	.333
Mar 11	at UC Irvine	*c	2	0	0	0	0	0	0	0	0	0	0	0	0	0	2	7	0	0	.273
Mar 19	TEXAS TECH	*c	1	0	0	0	0	0	0	0	0	0	0	0	0	0	0	2	0	0	.250
Mar 20	TEXAS TECH	*c	2	1	1	0	0	0	0	1	0	0	0	0	0	0	0	1	17	0	.286
Mar 21	ST. THOMAS	*c	0	0	0	0	0	0	0	0	0	0	0	0	0	0	0	3	0	0	.286
Mar 25	CENTRAL MICHIGAN	*c	3	1	1	0	0	0	0	0	1	0	0	0	0	0	2	10	0	0	.294
Mar 27	CENTRAL MICHIGAN	*c	2	0	0	0	0	0	0	2	0	0	0	0	0	0	1	14	0	0	.263
Apr 02	at Michigan-1	*c	4	1	1	1	0	0	0	1	0	0	0	0	0	0	3	10	1	0	.261
Apr 02	at Michigan-2	*c	0	0	0	0	0	0	0	0	0	0	0	0	0	0	0	1	1	0	.261
Apr 03	at Michigan	*c	4	0	2	2	1	0	0	0	0	0	1	0	0	0	1	16	0	0	.296
Apr 06	at Bradley	*c	2	1	0	0	0	0	0	1	0	0	0	0	0	0	0	15	1	0	.276
Apr 09	ILLINOIS-1	*c	2	0	0	0	0	0	0	1	0	0	0	0	0	0	1	11	0	0	.258
Apr 09	ILLINOIS-2	*c	1	0	0	0	0	0	0	0	0	0	0	0	0	0	0	6	0	0	.250
Apr 10	ILLINOIS	*c	3	2	1	1	0	0	1	1	0	0	0	0	0	0	0	9	0	0	.257
Apr 12	at Milwaukee	*c	3	1	2	2	1	0	0	1	0	0	0	0	0	0	0	5	0	0	.289
Apr 15	MINNESOTA	*c	4	2	3	1	1	0	0	0	0	0	0	0	0	0	0	14	0	0	.333
Apr 16	MINNESOTA	*c	4	0	2	1	0	0	0	0	0	0	0	0	0	0	2	12	1	0	.348
Apr 17	MINNESOTA	*c	5	1	2	1	0	0	0	0	0	0	0	0	0	0	0	2	8	0	.353
Apr 19	BRADLEY	*c	3	1	0	1	0	0	0	1	0	0	0	0	1	1	2	5	2	0	.333
Apr 22	at Rutgers	*c	4	0	0	0	0	0	0	0	0	0	0	0	0	0	3	13	0	0	.310
Apr 23	at Rutgers	*c	2	1	0	1	0	0	0	1	0	0	1	0	0	0	1	4	1	0	.300
Apr 24	at Rutgers	*c	2	0	0	0	0	0	0	0	0	0	0	0	0	0	2	4	0	0	.290
Totals		19gs	62	14	18	11	4	0	1	12	0	0	2	0	1	1	27	220	8	0	.290

On base pct. .416 • Slugging pct. .403

CAREER-HIGHS

AB: 5 vs. MINNESOTA, 4/17/22

H: 3, 2X, LAST vs. MINNESOTA, 4/15/22

R: 2, 3X, LAST vs. MINNESOTA, 4/15/22

2B: 1, 4X, LAST vs. MINNESOTA, 4/17/22

3B: --

HR: 1 vs. ILLINOIS, 4/10/22

RBI: 2, 2X, LAST AT MILWAUKEE, 4/12/22

BB: 2 vs. CENTRAL MICHIGAN, 3/27/22

SB: --

SEASON HIGHLIGHTS

- Has started 19 games at catcher and appeared in 26 contests... hitting .290 (18-of-62) with 14 runs and 11 RBIs... hit a blistering .538 (7-of-13) with three RBIs and three runs scored in sweep of Minnesota (4/15-17) with three multi-hit games... went 3-for-4 with a double and two runs scored in series opener, 2-for-4 with the go-ahead RBI single in game two and 2-for-5 with the game-tying RBI single in the series finale... finished 2-for-3 with a two-run double in road win at Milwaukee (4/12)... went 1-for-3 with a solo home run -- a 458-foot blast to left field -- and scored two runs in series finale against Illinois (4/10)... hit .375 (3-for-8) with three RBIs in series win at Michigan (4/2-3)... went 2-for-4 with a double and two RBIs in series finale... had a career-high three hits, going 3-for-4 with a double and two runs scored against Texas A&M (3/5) at the Frisco Classic... made his first career start against Cornell College (3/2)... made his Hawkeye debut against Air Force (2/18).
- Reserve catcher... has played the past two seasons at North Dakota State and NIACC.
- Father, Stephen, played collegiate baseball at Stanford and in Orioles organization.

CAREER STATS

YEAR	AVG.	G-GS	AB	R	H	2B	3B	HR	RBIS	BB	HBP	SO	SB-A
2022	.290	26-19	62	14	18	4	0	1	11	12	2	27	0-0
TOTALS	.290	26-19	62	14	18	4	0	1	11	12	2	27	0-0

Instagram: UIBaseball




Twitter: @UIBaseball



Facebook: iowabaseball

13 MITCH WOOD

Fr. • IF • 6-2 • 205 • R/R
Ottumwa, Iowa • Ottumwa HS



2022 GAME-BY-GAME STATS

#13 Mitch Wood - 6 games (All games)

Date	Opponent	Pos.	AB	R	H	RBI	2B	3B	HR	BB	SB	CS	HBP	SAC	SF	GDP	K	PO	A	E	Avg
Mar 02	CORNELL COLLEGE	ph/3b	2	0	0	0	0	0	0	0	0	0	0	0	0	1	0	0	0	0	.000
Mar 19	TEXAS TECH	3b	1	0	0	0	0	0	0	0	0	0	0	0	0	0	0	0	0	0	.000
Mar 26	CENTRAL MICHIGAN	3b	2	0	0	0	0	0	0	0	0	0	0	0	0	0	2	1	0	0	.000
Apr 12	at Milwaukee	pr/3b	1	1	0	0	0	0	0	0	1	0	0	0	0	0	0	0	0	0	.000
Apr 16	MINNESOTA	*3b	4	0	0	0	0	0	0	0	0	0	0	0	0	0	1	1	2	0	.000
Apr 23	at Rutgers	ph	1	0	0	0	0	0	0	0	0	0	0	0	0	1	0	0	0	0	.000
Totals		1gs	11	1	0	0	0	0	0	0	1	0	0	0	0	2	3	2	2	0	.000

On base pct. .000 • Slugging pct. .000

CAREER-HIGHS

AB: 4 vs. MINNESOTA, 4/16/22

H: --

R: 1 at MILWAUKEE, 4/12/22

2B: --

3B: --

HR: --

RBI: --

BB: --

SB: 1 at MILWAUKEE, 4/12/22

SEASON HIGHLIGHTS

- Made his first career start (at third base) against Minnesota (4/16)... scored a run and stole a base at Milwaukee (4/12)... made his Hawkeye debut against Cornell College (3/1).
- Rated as the No. 60 incoming recruit in the Big Ten by Perfect Game... ranked as a top-500 player nationally by Perfect Game.

CAREER STATS

YEAR	AVG.	G-GS	AB	R	H	2B	3B	HR	RBIS	BB	HBP	SO	SB-A
2022	.000	6-1	11	1	0	0	0	0	0	0	0	3	1-1
TOTALS	.000	6-1	11	1	0	0	0	0	0	0	0	3	1-1

Instagram: [UIBaseball](#)



Twitter: [@UIBaseball](#)



Facebook: [iowabaseball](#)

14 BRODY BRECHT

Fr. • RHP • 6-4 • 205 • R/R
Ankeny, Iowa • Ankeny HS



2022 GAME-BY-GAME STATS

#14 Brody Brecht - 13 appearances (All games)

Date	Opponent	GS	IP	H	R	ER	BB	SO	2B	3B	HR	WP	BK	HBP	IBB	Score	W-L	Sv	ERA	NP
Feb 19	vs Ball State		4.0	0	0	0	3	7	0	0	0	0	1	0	0	11-1	1-0	0	0.00	57
Feb 27	vs Wichita State		1.2	3	2	1	2	4	0	0	0	1	2	1	0	7-8	1-1	0	1.59	43
Mar 02	CORNELL COLLEGE		1.0	0	0	0	0	2	0	0	0	0	0	0	0	8-0	1-1	0	1.35	14
Mar 05	vs Texas A&M		0.1	2	5	2	2	1	0	0	0	1	0	0	0	3-7	1-2	0	3.86	26
Mar 15	at San Diego State		1.0	0	1	1	2	0	0	0	0	0	0	0	0	6-4	1-2	0	4.50	22
Mar 21	ST. THOMAS		0.2	2	2	1	1	1	0	0	0	0	1	0	0	6-5	1-2	0	5.19	16
Mar 26	CENTRAL MICHIGAN		2.0	1	0	0	2	4	0	0	0	1	0	0	0	1-10	1-2	0	4.22	38
Apr 06	at Bradley		2.0	0	0	0	0	6	0	0	0	0	0	0	0	9-8	1-2	0	3.55	25
Apr 09	ILLINOIS-2		1.0	0	0	0	2	2	0	0	0	1	0	0	0	5-7	1-2	0	3.29	25
Apr 12	at Milwaukee		1.1	0	0	0	0	3	0	0	0	0	0	1	0	16-2	1-2	0	3.00	22
Apr 19	BRADLEY		2.0	0	0	0	1	1	0	0	0	0	0	0	0	15-8	1-2	0	2.65	27
Apr 24	at Rutgers		1.0	1	1	0	1	3	0	0	0	2	0	0	0	4-10	1-2	0	2.50	34
Apr 26	WESTERN ILLINOIS		1.0	0	0	0	2	2	0	0	0	0	0	0	0	11-1	1-2	0	2.37	24
Totals		0	19.0	9	11	5	18	36	0	0	0	6	4	2	0	102-71	1-2	0	2.37	-

CAREER-HIGHS

IP: 4.0 vs. BALL STATE, 2/19/22

SO: 7 vs. BALL STATE, 2/19/22

BB: 3 vs. BALL STATE, 2/19/22

SEASON HIGHLIGHTS

- Has top fastball on team (100+ mph)... is 1-2 with a 2.37 ERA in 13 relief appearances... has 36 strikeouts to 18 walks over 19 innings... hasn't allowed an earned run in his last seven outings, spanning 10 innings with 20 strikeouts... tossed two shutout innings in the win over Bradley (4/19)... struck out three in 1 1/3 innings of relief at Milwaukee (4/12)... struck out all six batters in two innings at Bradley (4/6)... had four strikeouts over two innings against Central Michigan (3/26)... pitched a 1-2-3 seventh against Cornell College, hitting 101, 101 and 100 on his first three "official" pitches at Duane Banks Field in a combined shutout... notched his first career victory, tossing four innings of scoreless, hitless relief against Ball State (2/19)... fanned seven batters.
- Rated as the top incoming recruit in the Big Ten and the No. 9 recruit nationally by Perfect Game... ranked as the No. 1 prospect in the Big Ten for the 2024 MLB Draft by Perfect Game... ranked as the No. 4 impact freshman in the Big Ten by D1Baseball.com.
- Iowa Gatorade Player of the Year and first-team Elite All-State honoree... went 10-0 with a 0.57 ERA with 126 strikeouts as a senior.
- Dual-sport athlete as he is a wide receiver on the Iowa football team, where he redshirted in 2021.

CAREER STATS

YEAR	ERA	W-L	APP	GS	CG	SHO	SV	IP	H	R	ER	BB	SO
2022	2.37	1-2	13	0	0	0/1	0	19.0	9	11	5	18	36
TOTALS	2.37	1-2	13	0	0	0/1	0	19.0	9	11	5	18	36

Instagram: [UIBaseball](#)



Twitter: [@UIBaseball](#)



Facebook: [iowabaseball](#)

16 TY SNEP

RS So. • C • 6-2 • 225 • L/R
Lake Zurich, Ill. • Lake Zurich HS



2022 GAME-BY-GAME STATS

#16 Ty Snep - 14 games (All games)

Date	Opponent	Pos	AB	R	H	RBI	2B	3B	HR	BB	SB	CS	HBP	SAC	SF	GDP	K	PO	A	E	Avg
Feb 18	vs Air Force	*dh	3	1	1	0	0	0	0	2	0	0	0	0	0	0	1	0	0	0	.333
Feb 19	vs Ball State	*dh	4	1	1	0	0	0	0	0	0	0	0	0	0	0	2	0	0	0	.286
Feb 20	vs Bucknell	*dh	3	0	0	0	0	0	0	0	0	0	0	0	0	1	1	0	0	0	.200
Feb 25	vs Pepperdine	*dh	4	0	1	1	0	0	0	0	0	0	0	0	0	0	1	0	0	0	.214
Feb 27	vs Wichita State	*dh	3	0	0	1	0	0	0	0	0	0	0	0	1	0	2	0	0	0	.176
Mar 01	LORAS COLLEGE	*dh	2	0	0	0	0	0	0	0	0	0	0	0	0	0	0	0	0	0	.158
Mar 05	vs Texas A&M	ph/dh	1	0	0	0	0	0	0	0	0	0	0	0	0	0	0	0	0	0	.150
Mar 06	vs Washington State	ph	1	0	0	0	0	0	0	0	0	0	0	0	0	0	0	0	0	0	.143
Mar 11	at UC Irvine	ph	1	0	1	0	0	0	0	0	0	0	0	0	0	0	0	0	0	0	.182
Mar 12	at UC Irvine	*dh	4	0	2	0	0	0	0	0	0	0	0	0	0	0	1	0	0	0	.231
Mar 19	TEXAS TECH	*dh	3	0	1	1	0	0	0	0	0	0	0	0	0	0	1	0	0	0	.241
Mar 20	TEXAS TECH	*dh	1	0	0	0	0	0	0	0	0	0	0	0	0	0	1	0	0	0	.233
Apr 02	at Michigan-1	*dh	1	1	0	0	0	0	0	2	0	0	0	0	0	0	1	0	0	0	.226
Apr 02	at Michigan-2	*dh	3	0	1	0	0	0	0	0	0	0	0	0	0	0	0	0	0	0	.235
Totals			11gs	34	3	8	3	0	0	4	0	0	0	0	1	1	11	0	0	0	.235

On base pct. .308 • Slugging pct. .235

CAREER-HIGHS

AB: 5 AT PURDUE, 4/3/21

H: 2, 3X, LAST AT UC IRVINE, 3/12/22

R: 2 VS. NEBRASKA, 3/21/21

2B: 1, 3X, LAST VS. OHIO STATE, 3/12/21

3B: --

HR: 1, 3X, LAST AT OHIO STATE, 3/27/21

RBI: 3 VS. NEBRASKA, 3/21/21

BB: 3 VS. NEBRASKA, 3/21/21

SB: --

SEASON HIGHLIGHTS

- Team captain... has started 11 games as the designated hitter... has missed various weekends -- and hasn't played since April 2 -- with a back injury... hitting .235 (8-of-34) with three RBIs and three runs scored... went 2-for-4 in game two at UC Irvine (3/12).
- Started 12 games in 2021, hitting .324 with three home runs and eight RBIs before going down with a back injury... expected to be one of the team's primary designated hitters.

CAREER STATS

YEAR	AVG.	G-GS	AB	R	H	2B	3B	HR	RBI	BB	HBP	SO	SB-A
2020	.286	4-1	7	2	2	1	0	0	1	0	0	0	0-0
2021	.324	15-12	37	5	12	2	0	3	8	12	0	12	0-0
2022	.235	14-11	34	3	8	0	0	0	3	4	0	11	0-0
TOTALS	.282	33-24	78	10	22	3	0	3	12	16	0	23	0-0

Instagram: [UIBaseball](#)



Twitter: [@UIBaseball](#)



Facebook: [iowabaseball](#)

17 ANDY NELSON

So. • UTIL • 6-0 • 195 • R/R
Winfield, Ill. • Wheaton North HS



2022 GAME-BY-GAME STATS

#17 Andy Nelson - 17 games (All games)

Date	Opponent	Pos	AB	R	H	RBI	2B	3B	HR	BB	SB	CS	HBP	SAC	SF	GDP	K	PO	A	E	Avlg
Feb 18	vs Air Force	*3b	5	2	2	0	1	0	0	0	1	0	0	0	0	0	2	0	0	0	.400
Feb 19	vs Ball State	*3b	3	0	1	0	0	0	0	1	0	0	0	0	0	0	2	2	0	0	.375
Feb 20	vs Bucknell	ph	1	0	0	0	0	0	0	0	0	0	0	0	0	0	0	0	0	0	.333
Feb 26	at AM Corpus Christi	*3b	3	0	0	0	0	0	0	0	0	0	0	0	0	0	2	0	3	2	.250
Mar 01	LORAS COLLEGE	ph	1	1	1	0	0	0	0	0	0	0	0	0	0	0	0	0	0	0	.308
Mar 02	CORNELL COLLEGE	*3b/2b	4	0	2	1	1	0	0	0	0	0	0	0	0	0	1	0	0	0	.353
Mar 05	vs Texas A&M	*2b	3	1	1	0	0	0	0	0	0	0	0	0	0	0	1	1	2	0	.350
Mar 20	TEXAS TECH	*3b	4	1	1	3	0	0	1	0	0	0	0	0	0	0	3	0	0	1	.333
Mar 21	ST. THOMAS	*3b	4	0	1	0	1	0	0	0	0	0	0	0	0	0	1	0	4	0	.321
Mar 25	CENTRAL MICHIGAN	*3b	1	1	0	0	0	0	0	2	0	0	0	1	0	0	1	2	1	0	.310
Mar 26	CENTRAL MICHIGAN	*3b	2	0	0	0	0	0	0	0	0	0	0	0	0	0	2	1	1	0	.290
Mar 27	CENTRAL MICHIGAN	*3b	4	1	1	0	0	0	0	0	0	0	0	0	0	0	2	0	2	0	.286
Apr 02	at Michigan-1	*3b	5	1	1	0	1	0	0	0	0	0	0	0	0	0	2	1	2	0	.275
Apr 02	at Michigan-2	*3b	4	0	0	0	0	0	0	0	0	0	0	0	0	0	1	0	3	0	.250
Apr 06	at Bradley	*3b	5	1	3	0	0	0	0	1	1	0	0	0	0	0	0	1	1	1	.286
Apr 09	ILLINOIS-1	*3b	4	0	0	0	0	0	0	0	0	0	0	0	0	0	2	1	2	0	.264
Apr 09	ILLINOIS-2	pr/3b	1	1	0	0	0	0	0	0	0	0	0	0	0	0	0	0	0	0	.259
Totals		14gs	54	10	14	4	4	0	1	4	2	0	0	1	0	0	22	9	21	4	.259

On base pct. .310 • Slugging pct. .389

CAREER-HIGHS

AB: 5, 3X, LAST AT BRADLEY, 4/6/22

H: 3 AT BRADLEY, 4/6/22

R: 2 vs. AIR FORCE, 2/18/22

2B: 1, 4X, LAST AT MICHIGAN, 4/2/22

3B: --

HR: 1 vs. TEXAS TECH, 3/20/22

RBI: 3 vs. TEXAS TECH, 3/20/22

BB: 2 vs. CENTRAL MICHIGAN, 3/25/22

SB: 1, 2X, LAST AT BRADLEY, 4/6/22

SEASON HIGHLIGHTS

• Best athlete on the team... runs a 6.4 60-yard dash... has the team's best infield arm... has started 14 games -- 13 at third base and one at second base... hitting .259 (14-of-54) with 10 runs scored and four RBIs... has three multi-hit games (2 two-hit, 1 three-hit)... left the Illinois game (4/9) after reaggravating a hamstring injury and hasn't played since... had a career-high three hits, finishing 3-for-5 at Bradley (4/6)... hit a two-run homer -- the first of his career -- and drove in three runs in Iowa's 6-3 win over No. 12 Texas Tech (3/20)... went 2-for-4 with a double and RBI against Cornell College (3/2)... went 2-for-5 with a doubles and two runs scored in 12-2 win over Air Force (2/18).

CAREER STATS

YEAR	AVG.	G-GS	AB	R	H	2B	3B	HR	RBIS	BB	HBP	SO	SB-A
2021	.091	13-1	11	4	1	0	0	0	0	1	1	5	0-0
2022	.259	17-14	54	10	14	4	0	1	4	4	0	22	2-2
TOTALS	.231	30-15	65	14	15	4	0	1	4	5	1	27	2-2

Instagram: UIBaseball




Twitter: @UIBaseball



Facebook: iowabaseball

18 WESTON FULK

Fr. • LHP/1B • 6-4 • 220 • R/L
Ankeny, Iowa • Ankeny HS



2022 GAME-BY-GAME STATS

CAREER-HIGHS

AB: --

H: --

R: --

2B: --

3B: --

HR: --

RBIs: --

BB: --

SB: --

PITCHING

IP: --

SO: --

BB: --

SEASON HIGHLIGHTS

• Two-way player as a first baseman and LHP... rated as the No. 64 incoming recruit in the Big Ten by Perfect Game... high school teammate of Brody Brecht.

CAREER STATS

YEAR	AVG.	G-GS	AB	R	H	2B	3B	HR	RBIS	BB	HBP	SO	SB-A
2022	-	-	-	-	-	-	-	-	-	-	-	-	-
TOTALS	-	-	-	-	-	-	-	-	-	-	-	-	-

YEAR	ERA	W-L	APP	GS	CG	SHO	SV	IP	H	R	ER	BB	SO
2022	-	-	-	-	-	-	-	-	-	-	-	-	-
TOTALS	-	-	-	-	-	-	-	-	-	-	-	-	-

Instagram: [UIBaseball](#)



Twitter: [@UIBaseball](#)



Facebook: [iowabaseball](#)

19 BEN WILMES

Fr. • IF • 6-0 • 175 • R/R
Johnston, Iowa • Johnston HS



2022 GAME-BY-GAME STATS

#19 Ben Wilmes - 19 games (All games)

Date	Opponent	Pos	AB	R	H	RBI	2B	3B	HR	BB	SB	CS	HBP	SAC	SF	GDP	K	PO	A	E	Avg
Feb 19	vs Ball State	2b	0	0	0	0	0	0	0	0	0	0	0	0	0	0	0	0	0	0	.000
Mar 02	CORNELL COLLEGE	*2b/ss	3	1	1	1	0	0	0	1	0	0	0	0	0	0	0	1	2	0	.333
Mar 06	vs Washington State	*2b	1	0	0	0	0	0	0	1	0	0	0	0	0	0	0	1	1	0	.250
Mar 11	at UC Irvine	pr/2b	0	0	0	0	0	0	0	0	0	0	0	0	0	0	0	0	0	0	.250
Mar 15	at San Diego State	*2b	4	0	0	0	0	0	0	1	0	0	0	0	0	0	2	0	3	0	.125
Mar 20	TEXAS TECH	*2b	1	1	0	0	0	0	0	1	0	0	0	1	0	0	0	1	0	0	.111
Mar 21	ST. THOMAS	*2b	2	1	1	0	0	0	0	1	1	0	0	1	0	0	0	0	1	1	.182
Mar 26	CENTRAL MICHIGAN	2b	2	0	1	0	0	0	0	0	0	0	0	0	0	0	1	0	1	0	.231
Apr 02	at Michigan-1	pr	0	1	0	0	0	0	0	0	0	0	0	0	0	0	0	0	0	0	.231
Apr 02	at Michigan-2	pr	0	0	0	0	0	0	0	0	1	0	0	0	0	0	0	0	0	0	.231
Apr 06	at Bradley	pr	0	0	0	0	0	0	0	0	0	0	0	0	0	0	0	0	0	0	.231
Apr 09	ILLINOIS-2	3b	3	0	1	1	1	0	0	0	0	0	1	0	0	0	2	1	1	0	.250
Apr 10	ILLINOIS	*3b	2	1	0	0	0	0	0	2	0	0	0	0	0	0	0	0	0	0	.222
Apr 12	at Milwaukee	*3b/2b	4	1	1	2	0	0	0	1	0	0	0	0	0	0	0	0	3	0	.227
Apr 15	MINNESOTA	*3b	3	2	1	0	0	0	0	1	0	0	0	0	0	0	0	1	1	2	.240
Apr 17	MINNESOTA	*3b	4	1	2	2	0	0	0	0	0	0	0	0	0	0	1	1	0	0	.276
Apr 19	BRADLEY	*3b	1	0	0	0	0	0	0	1	0	0	0	0	0	0	1	0	1	0	.267
Apr 23	at Rutgers	2b	1	0	0	0	0	0	0	0	0	0	0	0	0	0	1	0	1	0	.258
Apr 26	WESTERN ILLINOIS	3b	1	0	0	0	0	0	0	0	0	0	0	0	0	0	0	0	2	0	.250
Totals		10gs	32	9	8	6	1	0	0	10	2	0	1	2	0	0	8	6	17	3	.250

On base pct. .442 • Slugging pct. .281

CAREER-HIGHS

AB: 4, 3X, LAST VS. MINNESOTA, 4/17/22

H: 2 vs. MINNESOTA, 4/17/22

R: 2 vs. MINNESOTA, 4/15/22

2B: 1 vs. ILLINOIS, 4/9/22

3B: --

HR: --

RBI: 2, 2X, LAST VS. MINNESOTA, 4/17/22

BB: 2 vs. ILLINOIS, 4/10/22

SB: 1, 2X, LAST AT MICHIGAN, 4/2/22

SEASON HIGHLIGHTS

- Has started 10 games -- five at second base and five at third base -- and appeared in 19 contests... hitting .258 (8-of-31) with nine runs and six RBIs... hit .429 (3-of-7) with three runs and two RBIs against Minnesota (4/15-17)... tallied his first career multi-hit game, finishing 2-for-4 with two RBIs in series finale against the Gophers (4/17)... went 1-for-4 and drove in a pair of runs in road win at Milwaukee (4/12)... had his first extra base hit -- a double -- in game two against Illinois (4/9)... went 1-for-2 with a run and steal against St. Thomas (3/21)... made his first career start against Cornell College (3/2), finishing 1-for-3 with a run and RBI -- his firsts in all three categories... made his Hawkeye debut against Ball State (2/19).
- Rated as the No. 70 incoming recruit in the Big Ten by Perfect Game... three-time all-state selection... Des Moines Register All-Iowa Elite Team honoree... holds Johnston and Iowa state record, scoring 75 runs as a senior... grandson of legendary Grand View head coach, Lou Yacinich, and cousin of former Hawkeye Jake Yacinich.

CAREER STATS

YEAR	AVG.	G-GS	AB	R	H	2B	3B	HR	RBIS	BB	HBP	SO	SB-A
2022	.250	19-10	32	9	8	1	0	0	6	10	1	8	2-2
TOTALS	.250	19-10	32	9	8	1	0	0	6	10	1	8	2-2

Instagram: [UIBaseball](#)



Twitter: [@UIBaseball](#)



Facebook: [iowabaseball](#)

20 MARCUS MORGAN

Fr. • RHP • 6-2 • 200 • R/R
Iowa City, Iowa • Iowa City West HS



2022 GAME-BY-GAME STATS

#20 Marcus Morgan - 10 appearances (All games)

Date	Opponent	GS	IP	H	R	ER	BB	SO	2B	3B	HR	WP	BK	HBP	IBB	Score	W-L	Sv	ERA	NP
Feb 20	vs Bucknell	*	4.0	1	0	0	3	6	0	0	0	0	0	1	0	3-0	0-0	0	0.00	71
Feb 27	vs Wichita State	*	3.2	3	5	5	5	6	0	0	2	0	0	1	0	7-8	0-0	0	5.87	87
Mar 06	vs Washington State	*	2.1	5	3	3	2	1	0	0	0	3	0	0	0	6-5	0-0	0	7.20	49
Mar 15	at San Diego State		1.0	3	0	0	0	3	0	0	0	0	0	0	0	6-4	0-0	0	6.55	17
Mar 21	ST. THOMAS		2.0	2	1	1	0	3	0	1	0	1	0	0	0	6-5	0-0	0	6.23	30
Mar 26	CENTRAL MICHIGAN		1.0	1	2	0	2	3	0	0	0	1	0	0	0	1-10	0-0	0	5.79	27
Apr 06	at Bradley		1.0	1	0	0	2	3	0	0	0	2	0	0	0	9-8	0-0	0	5.40	30
Apr 09	ILLINOIS-2		0.1	1	0	0	1	1	0	0	0	0	0	1	0	5-7	0-0	0	5.28	22
Apr 12	at Milwaukee		0.0	0	2	2	4	0	0	0	0	0	0	0	0	16-2	0-0	0	6.46	27
Apr 19	BRADLEY		0.0	0	2	2	2	0	0	0	0	0	0	1	0	15-8	0-0	0	7.63	14
Totals		3	15.1	17	15	13	21	26	0	1	2	7	0	4	0	74-57	0-0	0	7.63	-

CAREER-HIGHS

IP: 4.0 vs. BUCKNELL, 2/20/22

SO: 6, 2X, LAST vs. WICHITA STATE, 2/27/22

BB: 5 vs. WICHITA STATE, 2/27/22

SEASON HIGHLIGHTS

- Was Iowa's Sunday starter to start the season... first freshman to open the season in the starting rotation under head coach Rick Heller... big velo jump during the fall... sitting in mid-90s with the best off speed pitch on the team (slider)... named D1Baseball.com's Big Ten Preseason Freshman of the Year and the top impact freshman in the conference... is 0-0 with a 7.63 ERA in 10 appearances (three starts), logging 15 1/3 innings... has 26 strikeouts and 21 walks... made first career start against Bucknell (2/20), tossing four shutout innings and fanning six in a no-decision.
- Rated as the 14th-best incoming recruit in the Big Ten and the No.325 recruit nationally by Perfect Game... ranked as the No. 12 player in the Big Ten for the 2024 MLB Draft by Perfect Game... multi-sport athlete... received Division I offers in baseball, basketball and football (quarterback).

CAREER STATS

YEAR	ERA	W-L	APP	GS	CG	SHO	SV	IP	H	R	ER	BB	SO
2022	7.63	0-0	10	3	0	0/1	0	15.1	17	15	13	21	26
TOTALS	7.63	0-0	10	3	0	0/1	0	15.1	17	15	13	21	26

Instagram: [UIBaseball](#)




Twitter: [@UIBaseball](#)



Facebook: [iowabaseball](#)

22 TYSON JAMES

So. • RHP • 6-4 • 250 • R/R
Webster Groves, Mo. • Webster Groves HS



2022 GAME-BY-GAME STATS

#22 Tyson James - 2 appearances (All games)

Date	Opponent	GS	IP	H	R	ER	BB	SO	2B	3B	HR	WP	BK	HBP	IBB	Score	W-L	Sv	ERA	NP
Mar 02	CORNELL COLLEGE		1.0	0	0	0	2	2	0	0	0	0	0	0	0	8-0	0-0	0	0.00	21
Apr 12	at Milwaukee		0.2	0	0	0	3	1	0	0	0	2	0	0	0	16-2	0-0	0	0.00	29
Totals		0	1.2	0	0	0	5	3	0	0	0	2	0	0	0	24-2	0-0	0	0.00	-

CAREER-HIGHS

IP: 2.1 vs. ILLINOIS, 5/15/21

SO: 4 vs. ILLINOIS, 5/15/21

BB: 3, 2X, LAST AT MILWAUKEE, 4/12/22

SEASON HIGHLIGHTS

- Is 0-0 with a 0.00 ERA in two appearances... has three strikeouts (to five walks) over 1 2/3 innings... made his season debut against Cornell College, striking out two as part of a combined shutout.
- Made six appearances as a true freshman, all in relief... pitched in the Appalachian League in the summer of 2021.

CAREER STATS

YEAR	ERA	W-L	APP	GS	CG	SHO	SV	IP	H	R	ER	BB	SO
2021	4.50	0-0	6	0	0	0/1	0	6.0	6	5	3	7	8
2022	0.00	0-0	2	0	0	0/1	0	1.2	0	0	0	5	3
TOTALS	3.52	0-0	8	0	0	0/2	0	7.2	6	5	3	12	11

Instagram: [UIBaseball](#)




Twitter: [@UIBaseball](#)



Facebook: [iowabaseball](#)

24 CONNOR SCHULTZ

Graduate Student • RHP • 6-4 • 225 • R/R
Cedar Falls, Iowa • Butler University • Cedar Falls HS



2022 GAME-BY-GAME STATS

#24 Connor Schultz - 10 appearances (All games)

Date	Opponent	GS	IP	H	R	ER	BB	SO	2B	3B	HR	WP	BK	HBP	IBB	Score	W-L	Sv	ERA	NP
Feb 19	vs Ball State	*	4.0	2	1	1	3	9	0	0	0	0	1	1	0	11-1	0-0	0	2.25	80
Feb 26	at AM Corpus Christi	*	5.0	2	1	1	0	7	0	0	1	0	0	0	0	1-2	0-0	0	2.00	65
Mar 13	at UC Irvine	*	0.1	1	2	2	1	1	0	1	0	0	0	0	0	12-10	0-0	0	3.86	16
Mar 19	TEXAS TECH	*	3.0	1	2	1	2	5	0	0	0	1	0	0	0	3-11	0-0	0	3.65	49
Mar 26	CENTRAL MICHIGAN	*	1.0	0	0	0	3	0	0	0	0	0	0	0	0	1-10	0-0	0	3.38	23
Apr 06	at Bradley	*	2.0	0	0	0	0	1	0	0	0	0	0	0	0	9-8	0-0	0	2.93	27
Apr 09	ILLINOIS-1	*	3.0	1	1	1	1	2	0	0	0	0	0	0	0	4-2	0-0	0	2.95	47
Apr 12	at Milwaukee	*	1.0	0	0	0	0	0	0	0	0	0	0	0	0	16-2	1-0	0	2.79	5
Apr 16	MINNESOTA	*	4.2	4	1	1	2	5	0	0	1	0	0	0	0	2-1	1-0	0	2.62	61
Apr 23	at Rutgers	*	8.0	2	0	0	1	6	0	0	0	0	0	0	0	12-2	2-0	0	1.97	85
Totals			5	32.0	13	8	7	13	36	0	1	2	1	1	1	71-49	2-0	0	1.97	-

CAREER-HIGHS

IP: 8.0, 2X, LAST AT RUTGERS, 4/23/22

SO: 12 vs. WESTERN ILLINOIS, 2/22/20

BB: 4, 2X, LAST vs. ST. JOHN'S, 4/6/19

SEASON HIGHLIGHTS

• Iowa's Saturday starter to open the season and returned to rotation April 16... graduate transfer from Butler University... five pitch pitcher... healthy after battling a hip injury during 2021 season... is 2-0 with a 1.97 ERA in five starts (10 appearances)... has 36 strikeouts to 13 walks over 32 innings... missed two starts -- at Frisco Classic (3/5), at UC Irvine (3/13) -- because of shoulder soreness... in Big Ten games, leading the league in ERA (1.15) and batting average against (.135)... named Big Ten Pitcher of the Week on April 27 after pitching eight shutout innings in road win at No. 8 Rutgers (4/23)... retired 24 of the 27 batters he faced in eight innings, allowing two hits, walking one and fanning six... needed just 85 pitches to tie his career long outing... logged 4 2/3 innings against Minnesota (4/16), allowing one run on four hits and fanning five... made his third start, logging one inning (needing just five pitches) in win at Milwaukee (4/12)... logged three innings in relief against Illinois (4/9), allowing one run on one hit and striking out a pair... fanned five of three innings in relief against No. 12 Texas Tech (3/19)... allowed one run on two hits and fanned seven without walking a batter in a no-decision at Texas A&M Corpus Christi (2/26)... made his first start as a Hawkeye, tossing four innings, allowing one run on two hits and fanning nine in an 11-1 win over Ball State (2/19)... tallied his 200th career collegiate strikeout in the start.

• Was a weekend starter at Butler and a first-team All-Big East selection in 2019... went 6-1 with a 2.29 ERA in 2019 with 69 strikeouts to 21 walks... was 13-9 with a 3.79 ERA in four collegiate seasons with 193 strikeouts to 51 walks.

CAREER STATS

YEAR	ERA	W-L	APP	GS	CG	SHO	SV	IP	H	R	ER	BB	SO
2018	4.46	3-2	16	1	0	0/0	2	36.1	43	21	18	12	35
2019	2.29	6-1	13	13	1	1/0	0	78.2	70	24	20	21	69
2020	3.04	2-1	4	4	0	0/0	0	23.2	25	9	8	7	26
2021	6.22	2-5	9	9	1	1/0	0	46.1	58	35	32	11	53
2022	1.97	2-0	10	5	0	0/0	0	32.0	13	8	7	13	36
TOTALS	3.53	15-9	52	32	2	2/0	2	217.0	209	97	85	64	229

Instagram: [UIBaseball](#)




Twitter: [@UIBaseball](#)



Facebook: [iowabaseball](#)

25 DYLAN NEDVED

RS Sr. • RHP • 6-2 • 195 • R/R
Shawnee, Kan. • Hutchinson CC • Shawnee Mission NW HS



2022 GAME-BY-GAME STATS

#25 Dylan Nedved - 13 appearances (All games)

Date	Opponent	GS	IP	H	R	ER	BB	SO	2B	3B	HR	WP	BK	HBP	IBB	Score	W-L	Sv	ERA	NP
Feb 20	vs Bucknell		1.1	0	0	0	0	2	0	0	0	0	0	0	0	3-0	0-0	1	0.00	12
Feb 25	vs Pepperdine		1.1	1	1	1	1	2	0	0	0	1	0	1	0	3-1	0-0	2	3.38	33
Feb 27	vs Wichita State		2.2	1	1	1	2	1	0	0	0	1	0	0	0	7-8	0-0	2	3.38	37
Mar 05	vs Texas A&M		4.2	3	2	0	1	9	1	0	0	2	0	1	0	3-7	0-0	2	1.80	71
Mar 12	at UC Irvine	*	7.0	4	2	2	2	4	1	0	0	0	0	3	0	1-2	0-1	2	2.12	94
Mar 20	TEXAS TECH		4.0	1	2	2	0	7	0	0	1	0	0	1	0	6-3	1-1	2	2.57	78
Mar 26	CENTRAL MICHIGAN	*	3.0	4	7	7	3	4	0	0	1	0	0	1	0	1-10	1-2	2	4.88	66
Apr 02	at Michigan-1	*	7.0	4	2	2	4	7	0	0	0	0	0	0	0	8-2	2-2	2	4.35	103
Apr 09	ILLINOIS-1	*	5.0	3	1	1	3	6	0	0	1	0	0	1	0	4-2	3-2	2	4.00	92
Apr 15	MINNESOTA		1.0	1	0	0	0	2	0	0	0	0	0	1	0	9-3	3-2	2	3.89	30
Apr 17	MINNESOTA		4.0	1	0	0	2	3	1	0	0	0	0	0	0	1-9	4-2	2	3.51	47
Apr 22	at Rutgers		1.0	0	0	0	0	1	0	0	0	0	0	0	0	4-1	4-2	3	3.43	8
Apr 24	at Rutgers		4.0	5	3	3	1	1	0	1	0	0	0	1	0	4-10	4-2	3	3.72	57
Totals		4	46.0	28	21	19	19	49	3	1	3	4	0	10	1	62-52	4-2	3	3.72	-

CAREER-HIGHS

AB: 5, 5X, LAST AT INDIANA, 5/2/21

H: 4 vs. MINNESOTA, 4/11/21

R: 3 AT INDIANA, 5/2/21

2B: 2, 2X, LAST AT PURDUE, 4/4/21

3B: 1, 2X, LAST vs. MINNESOTA, 4/11/21

HR: 1 vs. MINNESOTA, 4/11/21

RBI: 4 vs. GEORGETOWN, 3/7/20

BB: 3 AT MICHIGAN STATE, 5/28/21

SB: 2 vs. ILLINOIS, 5/16/21

PITCHING

IP: 7.0, 2X, LAST AT MICHIGAN, 4/2/22

SO: 9 vs. TEXAS A&M, 3/5/22

BB: 4 AT MICHIGAN, 4/2/22

SEASON HIGHLIGHTS

- Team captain... transitioning solely to the mound after being a two-way player last season... has best command and best change-up on the team... is 4-2 with a 3.72 ERA with three saves in 13 appearances, including four starts... has 49 strikeouts (to 19 walks) over 46 innings... has 12 career saves, which are tied for eighth-most all-time in school history... leading Big Ten in fewest hits allowed (28), second in batting average against (.179), eighth in strikeouts looking (16), fewest runs (21) and saves (3)... in league games, leads Big Ten in wins (3) and is sixth in ERA (2.45) and batting average against (.182)... logged his third save, getting the final three outs in game one at No. 8 Rutgers (4/22)... returned to a relief role on April 15 for the Minnesota series... earned his fourth win, tossing four shutout innings in relief, allowing one hit and fanning three in series finale against Minnesota (4/17)... tallied his second straight win, allowing one run on three hits over five innings and fanning six against Illinois (4/9)... made his first Friday start and notched his second win, allowing two runs on four hits over seven inning, while fanning seven in the series opener at Michigan (4/2)... tallied his first win, allowing two runs on one hit and fanning seven (without a walk) over four innings against No. 12 Texas Tech (3/20)... notched a quality start in his first career start at UC Irvine (3/12), allowing two runs on four hits over seven innings in the tough-luck 2-1 loss... voted to the Frisco Classic All-Tournament Team... pitched a career-long 4 2/3 innings in relief against Texas A&M (3/5), allowing two unearned runs on three hits and fanning a career-high nine... struck out six straight at one point... named to the Big Ten Preseason Honors List... recorded his second save, fanning two in 1 1/3 innings against Pepperdine (2/25)... notched his first save, getting the final four outs against Bucknell (2/20).
- Went 4-1 with a 4.19 ERA with nine saves over 20 appearances, spanning 34 1/3 innings... nine saves were second in the Big Ten in 2021... rated as the No. 55 reliever in the nation by D1Baseball.com.
- Was a two-way player at Hutchinson CC, earning first-team honors as a shortstop and second-team honors as a pitcher in 2019.

CAREER STATS

YEAR	AVG.	G-GS	AB	R	H	2B	3B	HR	RBIS	BB	HBP	SO	SB-A
2020	.308	12-10	39	10	12	4	0	0	11	4	2	7	1-1
2021	.240	4-38	129	27	31	8	2	1	23	20	5	17	10-11
2022	.000	1-0	0	0	0	0	0	0	0	0	0	0	0-0
TOTALS	.256	52-48	168	37	43	12	2	1	34	24	7	24	11-12

YEAR	ERA	W-L	APP	GS	CG	SHO	SV	IP	H	R	ER	BB	SO
2020	1.35	1-0	5	0	0	0/0	0	6.2	2	1	1	3	7
2021	4.19	4-1	20	0	0	0/1	9	34.1	29	16	16	11	31
2022	3.72	4-2	13	4	0	0/1	3	46.0	28	21	19	19	49
TOTALS	3.72	9-3	38	4	0	0/2	12	87.0	59	38	36	33	87

Instagram: [UIBaseball](#)



Twitter: [@UIBaseball](#)



Facebook: [iowabaseball](#)

26 JARED SIMPSON

RS Jr. • LHP • 6-4 • 205 • L/L
Clinton, Iowa • Missouri • Iowa Western CC • Clinton HS



2022 GAME-BY-GAME STATS

#26 Jared Simpson - 10 appearances (All games)

Date	Opponent	GS	IP	H	R	ER	BB	SO	2B	3B	HR	WP	BK	HBP	IBB	Score	W-L	Sv	ERA	NP
Mar 01	LORAS COLLEGE	*	3.0	5	3	2	1	4	1	0	0	0	0	0	0	1-3	0-1	0	6.00	49
Mar 15	at San Diego State		1.0	0	0	0	2	3	0	0	0	0	0	0	0	6-4	0-1	0	4.50	27
Mar 19	TEXAS TECH		1.1	1	0	0	0	3	0	0	0	0	0	0	0	3-11	0-1	0	3.38	25
Mar 25	CENTRAL MICHIGAN		0.2	0	0	0	2	1	0	0	0	0	0	0	1	7-4	0-1	0	3.00	10
Apr 02	at Michigan-1		1.0	1	0	0	0	1	0	0	0	0	0	0	0	8-2	0-1	0	2.57	15
Apr 06	at Bradley		2.0	1	0	0	2	4	0	0	0	0	0	0	0	9-8	0-1	0	2.00	32
Apr 09	ILLINOIS-2		0.0	0	1	1	0	0	0	0	0	1	0	0	0	5-7	0-1	0	3.00	4
Apr 12	at Milwaukee		1.0	0	0	0	2	1	0	0	0	0	0	0	0	16-2	0-1	0	2.70	30
Apr 19	BRADLEY		1.0	1	1	1	1	2	0	0	0	1	0	0	0	15-8	0-1	0	3.27	26
Apr 26	WESTERN ILLINOIS		1.0	1	0	0	1	1	0	0	0	0	0	0	0	11-1	0-1	0	3.00	18
Totals		1	12.0	10	5	4	11	20	1	0	0	2	0	0	1	81-50	0-1	0	3.00	-

CAREER-HIGHS

IP: 3.0, 2X, LAST VS. LORAS COLLEGE, 3/1/22

SO: 4, 2X, LAST AT BRADLEY, 4/6/22

BB: 3 vs. TEXAS A&M, 4/1/21

SEASON HIGHLIGHTS

- Is 0-1 with a 3.00 ERA in 10 appearances (one start)... has 20 strikeouts (to 11 walks) over 12 innings... punched out four and allowed one hit in two innings at Bradley (4/6)... allowed one hit over 1 1/3 innings and fanned three against No. 12 Texas Tech (3/19)... made his Hawkeye debut and first start against Loras College (3/1), allowing three runs on five hits with four strikeouts.
- Transfer from Missouri... was a first-team all-region selection at Iowa Western CC in 2020... led the Reivers to the NJCAA World Series, where they were the runner-up.

CAREER STATS

YEAR	ERA	W-L	APP	GS	CG	SHO	SV	IP	H	R	ER	BB	SO
2021	22.95	0-0	6	1	0	0/0	0	6.2	15	18	17	10	6
2022	3.00	0-1	10	1	0	0/0	0	12.0	10	5	4	11	20
TOTALS	10.13	0-1	16	2	0	0/0	0	18.2	25	23	21	21	26

Instagram: [UIBaseball](#)




Twitter: [@UIBaseball](#)



Facebook: [iowabaseball](#)

27 TY LANGENBERG

So. • RHP • 6-2 • 195 • R/R
Urbandale, Iowa • Urbandale HS



2022 GAME-BY-GAME STATS

#27 Ty Langenberg - 9 appearances (All games)

Date	Opponent	GS	IP	H	R	ER	BB	SO	2B	3B	HR	WP	BK	HBP	IBB	Score	W-L	Sv	ERA	NP
Feb 20	vs Bucknell		3.2	2	0	0	1	4	0	0	0	0	0	0	0	3-0	1-0	0	0.00	47
Mar 06	vs Washington State		5.2	3	2	2	0	8	1	0	1	1	0	1	0	6-5	2-0	0	1.93	77
Mar 13	at UC Irvine	*	5.0	7	2	2	2	2	0	0	0	0	0	1	0	12-10	3-0	0	2.51	87
Mar 20	TEXAS TECH	*	5.0	3	1	1	2	10	0	0	1	0	0	0	0	6-3	3-0	0	2.33	91
Mar 27	CENTRAL MICHIGAN	*	4.0	5	1	1	2	7	3	0	0	1	0	1	0	4-2	3-0	0	2.31	80
Apr 03	at Michigan	*	5.2	5	0	0	2	11	1	0	0	0	0	0	0	10-3	4-0	0	1.86	107
Apr 10	ILLINOIS	*	6.1	6	4	4	2	6	3	0	1	0	0	1	1	5-9	4-0	0	2.55	91
Apr 17	MINNESOTA	*	3.0	6	3	3	1	2	2	0	0	1	0	0	0	9-3	4-0	0	3.05	56
Apr 24	at Rutgers	*	1.0	3	4	4	1	1	2	0	0	2	0	1	0	4-10	4-1	0	3.89	35
Totals		7	39.1	40	17	17	13	51	12	0	3	5	0	5	1	59-45	4-1	0	3.89	-

CAREER-HIGHS

IP: 6.1 vs. ILLINOIS, 4/10/22

SO: 11 at MICHIGAN, 4/3/22

BB: 2, 5X, LAST vs. ILLINOIS, 4/10/22

SEASON HIGHLIGHTS

• Is 4-1 with a 3.89 ERA in nine appearances (seven starts), logging 39 1/3 innings... has 51 strikeouts to 13 walks... has seven or more strikeouts in four games... is second in the Big Ten in fewest runs allowed (17) and tied for fifth in fewest earned runs allowed (17)... earned his fourth win, tossing 5 2/3 shutout innings, scattering five hits and fanning a career-high 11 batters at Michigan (4/3)... gave up one run on five hits and fanned seven over four innings against Central Michigan (3/27)... allowed one run on three hits and struck out a career-high 10 in a no-decision against No. 12 Texas Tech (3/20)... tallied his third straight win (in his first career start), allowing two runs on seven hits over five innings at UC Irvine (3/13)... earned his second win, allowing two runs on three hits and fanning eight in a career-long 5 2/3 innings against Washington State (3/6) at the Frisco Classic... did not pitch in Corpus Christi due to forearm tightness... earned his first career win, pitching 3 2/3 innings of shutout relief, scattering two hits and fanning four against Bucknell (2/20).

• Rated as the No. 15 player in the Big Ten for the 2023 MLB Draft by D1Baseball.com.

• Top 500 prospect by Perfect Game coming out of Urbandale High School... struck out 100 over 71 1/3 innings and allowed just 45 hits in 2019 en route to IHSBCA Super Team honors.

CAREER STATS

YEAR	ERA	W-L	APP	GS	CG	SHO	SV	IP	H	R	ER	BB	SO
2021	5.23	0-0	8	0	0	0/1	0	10.1	13	6	6	3	8
2022	3.89	4-1	9	7	0	0/1	0	39.1	40	17	17	13	51
TOTALS	4.17	4-1	17	7	0	0/2	0	49.2	53	23	23	16	59

Instagram: [UIBaseball](#)



Twitter: [@UIBaseball](#)



Facebook: [iowabaseball](#)

28 SAM HOJNAR

RS So. • IF • 6-2 • 185 • S/R
Naperville, Ill. • Heartland CC • Southern Illinois • Central HS



2022 GAME-BY-GAME STATS

#28 Sam Hojnar - 23 games (All games)

Date	Opponent	Pos	AB	R	H	RBI	2B	3B	HR	BB	SB	CS	HBP	SAC	SF	GDP	K	PO	A	E	Avg
Feb 18	vs Air Force	ph	1	0	0	0	0	0	0	0	0	0	0	0	0	0	0	0	0	0	.000
Feb 19	vs Ball State	ph/3b	1	0	1	0	0	0	0	0	0	0	0	0	0	0	0	0	0	0	.500
Feb 20	vs Bucknell	*3b	4	1	3	0	1	0	0	0	0	0	0	0	0	0	0	0	0	0	.667
Feb 25	vs Pepperdine	*3b	4	0	1	0	0	0	0	0	0	0	0	0	0	0	2	0	0	0	.500
Feb 26	at AM Corpus Christi	*3b	1	0	0	0	0	0	0	0	0	0	0	0	0	0	0	0	1	0	.455
Feb 27	vs Wichita State	*3b	3	0	1	0	1	0	0	0	0	0	0	2	0	0	0	0	4	0	.429
Mar 01	LORAS COLLEGE	*3b	5	0	1	0	0	0	0	0	0	0	0	0	0	0	0	0	0	0	.368
Mar 04	vs Wichita State	*3b	3	0	0	1	0	0	0	0	0	0	0	0	1	0	0	1	2	0	.318
Mar 05	vs Texas A&M	*3b	4	0	1	0	0	0	0	0	0	0	1	0	0	0	3	1	2	1	.308
Mar 06	vs Washington State	2b	1	0	0	0	0	0	0	0	0	0	0	0	0	0	1	0	0	0	.296
Mar 11	at UC Irvine	ph/2b	2	0	2	0	1	0	0	0	0	0	0	0	0	0	0	0	0	0	.345
Mar 12	at UC Irvine	*2b	4	0	0	0	0	0	0	0	0	0	0	0	0	0	1	5	2	0	.303
Mar 13	at UC Irvine	*2b	3	1	2	1	1	0	0	1	0	0	1	0	0	0	0	1	1	0	.333
Mar 15	at San Diego State	*3b	1	1	0	0	0	0	0	1	1	0	1	0	0	0	0	0	0	0	.324
Mar 19	TEXAS TECH	*2b	3	1	1	0	0	0	0	1	0	0	0	0	0	0	1	0	2	0	.325
Mar 21	ST. THOMAS	*1b	4	0	2	2	1	0	0	0	0	0	0	0	0	0	0	10	1	0	.341
Mar 25	CENTRAL MICHIGAN	*2b	3	1	0	0	0	0	0	1	0	0	0	0	0	0	1	1	1	0	.319
Mar 26	CENTRAL MICHIGAN	*2b	2	0	0	0	0	0	0	0	0	0	0	0	0	0	2	1	0	0	.306
Mar 27	CENTRAL MICHIGAN	*2b	2	1	0	0	0	0	0	1	0	0	0	0	0	0	2	0	0	0	.294
Apr 02	at Michigan-1	*2b	4	0	0	0	0	0	0	1	0	0	0	0	0	0	0	1	0	1	.273
Apr 02	at Michigan-2	ph/dh	1	0	0	0	0	0	0	0	0	0	0	0	0	0	0	0	0	0	.268
Apr 03	at Michigan	*2b	3	0	0	0	0	0	0	2	0	0	0	0	0	0	0	0	1	0	.254
Apr 26	WESTERN ILLINOIS	2b	0	0	0	0	0	0	0	0	0	0	0	0	0	0	0	0	0	0	.254
Totals			16gs	59	6	15	4	5	0	8	1	1	4	0	1	0	14	20	18	1	.254

On base pct. .375 • Slugging pct. .339

CAREER-HIGHS

AB: 5 vs. LORAS COLLEGE, 3/1/22
H: 3 vs. BUCKNELL, 2/20/2022
R: 1, 6X, LAST vs. CENTRAL MICHIGAN, 3/27/22
2B: 1, 5X, LAST vs. ST. THOMAS, 3/21/22
3B: --
HR: --
RBIs: 2 vs. ST. THOMAS, 3/21/22
BB: 2 AT MICHIGAN, 4/3/22
SB: 1 AT SAN DIEGO STATE, 3/15/22

SEASON HIGHLIGHTS

- Switch hitter... has started 16 games -- seven at third base, eight at second base and one at first base... hitting .254 (15-of-59) with five doubles, six runs and four RBIs... has hit safely in 10 games... missed three weeks from April 3-26 with mono... went 2-for-4 with a double and two RBIs against St. Thomas (3/21)... had the go-ahead two-run single in the seventh inning... hit .444 (4-of-9) with two multi-hit games at UC Irvine (3/11-13)... went 3-for-4 with a double and run scored against Bucknell (2/20) in first career start.
- Hit .360 with 14 doubles, four triples and nine home runs at Heartland Community College... spent the 2020 season at Southern Illinois.

CAREER STATS

YEAR	AVG.	G-GS	AB	R	H	2B	3B	HR	RBIS	BB	HBP	SO	SB-A
2022	.254	23-16	59	6	15	5	0	0	4	8	4	14	1-2
TOTALS	.254	23-16	59	6	15	5	0	0	4	8	4	14	1-2

Instagram: [UIBaseball](#)



Twitter: [@UIBaseball](#)



Facebook: [iowabaseball](#)

29 BEN BEUTEL

RS Sr. • LHP • 6-0 • 165 • L/L
Davenport, Iowa • Allen CC • Davenport Assumption HS



2022 GAME-BY-GAME STATS

#29 Ben Beutel - 18 appearances (All games)

Date	Opponent	GS	IP	H	R	ER	BB	SO	2B	3B	HR	WP	BK	HBP	IBB	Score	W-L	Sv	ERA	NP
Feb 26	at AM Corpus Christi		0.2	0	0	0	0	2	0	0	0	0	1	1	0	1-2	0-0	0	0.00	12
Mar 01	LORAS COLLEGE		2.0	1	0	0	1	4	1	0	0	0	0	0	1	1-3	0-0	0	0.00	33
Mar 04	vs Wichita State		0.2	0	0	0	0	0	0	0	0	0	0	0	0	4-6	0-0	0	0.00	3
Mar 05	vs Texas A&M		0.1	1	0	0	0	0	0	0	0	0	0	0	0	3-7	0-0	0	0.00	4
Mar 12	at UC Irvine		1.0	1	0	0	0	1	0	0	0	0	0	0	0	1-2	0-0	0	0.00	15
Mar 13	at UC Irvine		0.2	0	2	2	1	2	0	0	0	0	0	0	1	12-10	0-0	0	3.38	18
Mar 15	at San Diego State		0.2	0	0	0	0	2	0	0	0	0	0	0	0	6-4	0-0	0	3.00	7
Mar 21	ST. THOMAS		1.1	0	0	0	0	2	0	0	0	0	0	0	0	6-5	1-0	0	2.45	17
Mar 25	CENTRAL MICHIGAN		1.0	2	1	1	0	0	2	0	0	0	0	0	0	7-4	1-0	0	3.24	13
Mar 27	CENTRAL MICHIGAN		1.0	0	0	0	0	2	0	0	0	0	0	0	0	4-2	1-0	0	2.89	12
Apr 02	at Michigan-2		1.0	0	0	0	0	2	0	0	0	0	0	0	0	0-2	1-0	0	2.61	9
Apr 03	at Michigan		0.2	1	0	0	0	0	0	0	0	0	1	0	0	10-3	1-0	0	2.45	11
Apr 06	at Bradley		0.2	0	0	0	0	0	0	0	0	0	0	0	0	9-8	1-0	0	2.31	6
Apr 09	ILLINOIS-1		1.0	1	0	0	0	2	0	0	0	0	0	0	0	4-2	1-0	1	2.13	20
Apr 09	ILLINOIS-2		1.2	2	1	1	0	2	0	0	0	0	0	0	0	5-7	1-0	1	2.51	21
Apr 16	MINNESOTA		2.1	1	0	0	0	4	0	0	0	0	0	0	0	2-1	2-0	1	2.16	32
Apr 19	BRADLEY		0.1	0	0	0	0	0	0	0	0	1	0	0	0	15-8	2-0	1	2.12	6
Apr 26	WESTERN ILLINOIS		1.0	2	0	0	0	1	0	0	0	0	0	0	0	11-1	2-0	1	2.00	17
Totals		0	18.0	12	4	4	2	25	3	0	0	2	2	2	1	101-77	2-0	1	2.00	-

CAREER-HIGHS

IP: 3.1 at OHIO STATE, 3/26/21

SO: 4, 2X, LAST VS. MINNESOTA, 4/16/22

BB: 1, 6X, LAST AT MICHIGAN, 4/2/22

SEASON HIGHLIGHTS

- Is 2-0 with a 2.00 ERA in 18 appearances -- the most on the team... has 25 strikeouts to two walks over 18 innings... has allowed 12 hits... has made multiple weekend appearances seven times this season... tallied his second win, tossing 2 1/3 innings of shutout relief, fanning four (tying a career-high) and only allowing one hit in game two against Minnesota (4/16)... earned his first win as a Hawkeye, tossing 1 1/3 perfect innings with two strikeouts against St. Thomas (3/21)... made two appearances at UC Irvine (3/11-13)... tossed two innings of one-hit ball and had a career-best four strikeouts against Loras College (3/1)... made his season debut against Texas A&M Corpus Christi, fanning both batters he faced.
- Began his career at Bowling Green State before transferring to Allen Community College... tossed three complete games and registered a save at ACC.

CAREER STATS

YEAR	ERA	W-L	APP	GS	CG	SHO	SV	IP	H	R	ER	BB	SO
2020	11.12	0-0	5	1	0	0/0	0	5.2	6	7	7	0	6
2021	10.61	0-1	6	0	0	0/1	0	9.1	16	12	11	3	8
2022	2.00	2-0	18	0	0	0/0	1	18.0	12	4	4	2	25
TOTALS	6.00	2-1	29	1	0	0/1	1	33.0	34	23	22	5	39

Instagram: [UIBaseball](#)



Twitter: [@UIBaseball](#)



Facebook: [iowabaseball](#)

31 SAM PETERSEN

Fr. • IF • 6-0 • 195 • R/R
Huxley, Iowa • Ballard Huxley HS



2022 GAME-BY-GAME STATS

#31 Sam Petersen - 33 games (All games)

Date	Opponent	Pos	AB	R	H	RBI	2B	3B	HR	BB	SB	CS	HBP	SAC	SF	GDP	K	PO	A	E	Avg
Feb 18	vs Air Force	ph/of	2	1	1	2	0	0	1	0	0	0	0	0	0	0	1	2	0	0	.500
Feb 19	vs Ball State	of	0	0	0	1	0	0	0	0	0	0	1	0	0	0	0	0	0	0	.500
Feb 20	vs Bucknell	of	2	0	0	0	0	0	0	0	0	0	0	0	0	0	2	1	0	0	.250
Mar 01	LORAS COLLEGE	of	3	0	1	0	0	0	0	0	0	0	0	1	0	0	0	0	0	0	.286
Mar 02	CORNELL COLLEGE	of	4	1	1	1	1	0	0	1	0	0	0	0	0	0	1	0	0	0	.273
Mar 04	vs Wichita State	ph	1	0	0	0	0	0	0	0	0	0	0	0	0	0	0	0	0	0	.250
Mar 05	vs Texas A&M	ph/of	0	0	0	0	0	0	0	1	0	0	0	0	0	0	0	0	0	0	.250
Mar 06	vs Washington State	of	4	1	2	0	0	0	0	1	0	0	0	0	0	0	0	2	0	0	.312
Mar 11	at UC Irvine	of	4	1	0	0	0	0	0	1	0	0	0	0	0	0	2	2	0	0	.250
Mar 12	at UC Irvine	of	2	0	0	0	0	0	0	0	0	0	0	0	0	0	2	1	0	0	.227
Mar 13	at UC Irvine	of	0	0	0	0	0	0	0	0	0	0	0	0	0	0	0	0	0	0	.227
Mar 19	TEXAS TECH	ph/of	1	0	0	0	0	0	0	0	0	0	0	0	0	0	1	0	0	0	.217
Mar 20	TEXAS TECH	ph	1	0	0	0	0	0	0	0	0	0	0	0	0	0	0	0	0	0	.208
Mar 21	ST. THOMAS	of	4	1	1	0	0	0	0	0	0	0	0	0	0	0	1	1	0	0	.214
Mar 25	CENTRAL MICHIGAN	of	4	1	1	3	0	0	1	0	0	0	0	0	0	0	0	1	0	0	.219
Mar 26	CENTRAL MICHIGAN	of	2	1	0	0	0	0	0	2	0	0	0	0	0	0	1	2	0	0	.206
Mar 27	CENTRAL MICHIGAN	of	3	0	2	3	0	0	0	1	1	0	0	0	0	0	0	1	0	0	.243
Apr 02	at Michigan-1	of	5	3	3	1	0	0	0	0	0	0	0	0	0	0	1	4	0	0	.286
Apr 02	at Michigan-2	of	3	0	1	0	1	0	0	1	0	0	0	0	0	0	1	4	0	0	.289
Apr 03	at Michigan	of	5	3	2	1	0	0	1	0	0	0	1	0	0	1	0	1	0	0	.300
Apr 06	at Bradley	of	5	0	2	0	0	0	0	1	0	0	0	0	0	0	1	1	0	0	.309
Apr 09	ILLINOIS-1	of	4	0	0	0	0	0	0	0	0	0	0	0	0	0	1	2	0	0	.288
Apr 09	ILLINOIS-2	of	6	0	1	0	0	0	0	0	0	0	0	0	0	0	0	1	0	0	.277
Apr 10	ILLINOIS	of	3	0	0	0	0	0	0	0	0	0	0	1	0	0	1	2	0	0	.265
Apr 12	at Milwaukee	of/of	4	3	2	2	1	0	0	2	0	0	0	0	0	0	1	1	0	0	.278
Apr 15	MINNESOTA	of	5	0	1	0	0	0	0	0	0	0	0	0	0	0	3	1	0	0	.273
Apr 16	MINNESOTA	of	2	0	0	0	0	0	0	0	0	1	2	0	0	0	0	2	0	0	.266
Apr 17	MINNESOTA	of	3	1	1	1	0	0	0	0	0	0	1	0	0	0	0	2	2	0	.268
Apr 19	BRADLEY	of	5	0	2	1	1	0	0	0	0	0	0	0	0	0	0	0	1	0	.276
Apr 22	at Rutgers	of	3	0	0	1	0	0	0	0	0	0	0	0	0	1	0	0	1	0	.267
Apr 23	at Rutgers	of/of	5	1	3	3	0	0	0	0	0	0	0	0	0	0	2	4	0	0	.284
Apr 24	at Rutgers	of/of	4	1	1	0	0	0	0	1	0	0	0	0	0	0	1	2	0	0	.283
Apr 26	WESTERN ILLINOIS	of/of	3	1	1	1	0	0	0	0	0	0	0	0	1	0	0	1	0	0	.284
Totals		26gs	102	20	29	21	4	0	3	12	1	1	5	2	2	1	27	42	0	0	.284

On base pct. .380 • Slugging pct. .412

CAREER-HIGHS

AB: 6 vs. ILLINOIS, 4/9/22

H: 3, 2X, LAST AT RUTGERS, 4/23/22

R: 3, 3X, LAST AT MILWAUKEE, 4/12/22

2B: 1, 4X, LAST vs. BRADLEY, 4/19/22

3B: --

HR: 1, 3X, LAST AT MICHIGAN, 4/3/22

RBI: 3, 3X, LAST AT RUTGERS, 4/23/22

BB: 2, 2X, LAST AT CENTRAL MICHIGAN, 4/12/22

SB: 1 vs. CENTRAL MICHIGAN, 3/27/22

SEASON HIGHLIGHTS

- Has made 26 starts -- 22 in left field and four in center... hitting .284 (29-of-102) with 21 RBIs and 20 runs scored... has eight multi-hit games (6 two-hit, 2 three-hit)... tied a career high in hits, finishing 3-for-5 with three RBIs in game two win at No. 8 Rutgers (4/23)... went 2-for-5 with a double and RBI against Bradley (4/19)... finished 2-for-4 with a double, two walks, three runs and two RBIs in the road win at Milwaukee (4/12)... went 2-for-5 at Bradley (4/6)... hit .462 (6-of-13) with a double, home run and six runs scored at Michigan (4/2-3)... went 3-for-5 with three runs scored in game one and 2-for-5 with a solo home run and three runs scored in series finale... hit .333 (3-of-9) with six RBIs in series win over Central Michigan (3/25-27)... went 1-for-4 with a three-run homer in the series opener (3/25) and finished 2-for-3 with three RBIs in finale (3/27)... had the go-ahead two-run single in the eighth inning... tallied his first career multi-hit game, going 2-for-4 with a run scored against Washington State (3/6) in the Frisco Classic... tallied his first career hit -- a two-run home run -- in his first career game against Air Force (2/18).
- Rated as the No. 41 incoming recruit in the Big Ten by Perfect Game... ranked as the 186th-best player nationally by Prep Baseball Report... 2019 PBR Futures Game Most Valuable Player.

CAREER STATS

YEAR	AVG.	G-GS	AB	R	H	2B	3B	HR	RBIS	BB	HBP	SO	SB-A
2022	.284	33-36	102	20	29	4	0	3	21	12	5	27	1-2
TOTALS	.284	33-36	102	20	29	4	0	3	21	12	5	27	1-2

Instagram: [UIBaseball](#)




Twitter: [@UIBaseball](#)



Facebook: [iowabaseball](#)

32 BRETT MCCLEARY

RS Sr. • C • 6-2 • 220 • R/R
Iowa City, Iowa • City HS



2022 GAME-BY-GAME STATS

#32 Brett McCleary - 24 games (All games)

Date	Opponent	Pos	AB	R	H	RBI	2B	3B	HR	BB	SB	CS	HBP	SAC	SF	GDP	K	PO	A	E	Avg
Feb 18	vs Air Force	*c	3	1	0	0	0	0	0	1	0	0	0	0	0	0	3	8	1	0	.000
Feb 19	vs Ball State	*c	3	1	0	0	0	0	0	1	0	0	0	0	0	0	2	16	0	0	.000
Feb 20	vs Bucknell	*c	4	0	1	1	0	0	0	0	0	1	0	0	0	0	0	12	0	0	.100
Feb 25	vs Pepperdine	*c	3	0	0	0	0	0	0	0	0	0	0	0	0	0	10	3	0	0	.077
Feb 26	at AM Corpus Christi	*c	4	0	0	0	0	0	0	0	0	0	0	0	0	0	0	16	0	0	.059
Mar 01	LORAS COLLEGE	*c	2	0	0	0	0	0	0	0	0	0	0	0	0	0	0	7	1	1	.053
Mar 02	CORNELL COLLEGE	*ph	1	0	0	0	0	0	0	0	0	0	0	0	0	0	0	0	0	0	.050
Mar 04	vs Wichita State	*c	3	0	0	0	0	0	0	0	0	0	0	0	0	0	2	7	1	0	.043
Mar 06	vs Washington State	*c	1	0	0	0	0	0	0	0	0	0	0	0	0	0	1	4	0	0	.042
Mar 11	at UC Irvine	*c	2	0	1	2	0	0	0	0	0	0	0	0	0	0	0	6	0	0	.077
Mar 12	at UC Irvine	*c	3	0	1	0	0	0	0	1	0	0	0	0	0	0	0	5	2	1	.103
Mar 15	at San Diego State	*c	3	0	2	2	1	0	0	1	0	0	0	0	0	0	0	15	0	0	.156
Mar 19	TEXAS TECH	*c	3	0	1	0	0	0	0	0	0	0	0	0	0	0	2	13	0	0	.171
Mar 20	TEXAS TECH	*ph	1	0	1	0	0	0	0	0	0	0	0	0	0	0	0	0	0	0	.194
Mar 21	ST. THOMAS	*c	3	0	0	0	0	0	0	1	0	0	0	0	0	0	2	9	1	0	.179
Mar 26	CENTRAL MICHIGAN	*c	1	0	0	0	0	0	0	1	0	0	0	0	0	0	1	6	2	0	.175
Apr 02	at Michigan-1	*ph	2	0	0	0	0	0	0	0	0	0	0	0	0	0	1	0	0	0	.167
Apr 06	at Bradley	*c	0	0	0	1	0	0	0	0	0	0	0	0	1	0	0	3	0	0	.167
Apr 09	ILLINOIS-2	*c	3	0	0	0	0	0	0	0	0	0	0	0	0	0	1	9	0	1	.156
Apr 12	at Milwaukee	c/1b	2	1	1	1	0	0	1	0	0	0	0	0	0	0	0	3	0	0	.170
Apr 17	MINNESOTA	*dh	3	0	2	0	0	0	0	1	0	0	0	0	0	1	0	0	0	0	.200
Apr 23	at Rutgers	ph/c	1	1	0	0	0	0	0	1	0	0	0	0	0	0	0	2	0	0	.196
Apr 24	at Rutgers	ph/c	2	0	0	0	0	0	0	0	0	0	0	0	0	0	2	0	0	0	.189
Apr 26	WESTERN ILLINOIS	*c	3	1	0	0	0	0	0	1	0	0	0	0	0	0	4	1	0	0	.179
Totals			16gs	56	5	10	7	1	0	1	9	0	1	0	0	1	17	155	12	3	.179

On base pct. .288 • Slugging pct. .250

CAREER-HIGHS

AB: 5, 2X, LAST AT INDIANA, 5/1/21
H: 2, 7X, LAST VS. MINNESOTA, 4/17/22
R: 2, 3X, LAST VS. GRAND VIEW, 3/3/20
2B: 1, 4X, LAST AT SAN DIEGO STATE, 3/15/22
3B: --
HR: 1, 3X, LAST AT MILWAUKEE, 4/12/22
RBIs: 3 vs. NORTHWESTERN, 4/26/21
BB: 2, 5X, LAST AT PURDUE, 4/3/21
SB: --

SEASON HIGHLIGHTS

- Team captain... 2022 is his fifth season in the program... has started 16 games -- 15 at catcher and once as the designated hitter -- and appeared in 24 contests... hitting .179 (10-of-56) with five runs and seven RBIs... finished 2-for-3 in series finale against Minnesota (4/17)... went 1-for-2 and connected on a solo home run in the road win at Milwaukee (4/12)... had the go-ahead sacrifice fly in Iowa's 9-8 road victory at Bradley (4/6)... collected two hits, going 2-for-3 with two RBIs in road win at San Diego State (3/15)... went 1-for-2 with a two-run single in game one at UC Irvine (3/11).
- Started 21 games -- 12 at catcher and six as the designated hitter -- and appeared in 28 games as a junior... hit a pinch-hit, walk-off three-run home run to right field in Iowa's 12-9 victory over Northwestern (4/26).

CAREER STATS

YEAR	AVG.	G-GS	AB	R	H	2B	3B	HR	RBIS	BB	HBP	SO	SB-A
2018	.172	16-9	29	3	5	0	0	0	5	8	1	8	0-1
2019	.243	23-5	37	3	9	1	0	0	1	2	0	7	0-0
2020	.158	7-5	19	3	3	0	0	0	3	2	0	5	0-0
2021	.219	28-18	64	6	14	2	0	2	12	12	0	18	0-0
2022	.179	24-16	56	5	10	1	0	1	7	9	0	17	0-1
TOTALS	.200	98-53	205	20	41	4	0	3	28	33	1	55	0-2

Instagram: UIBaseball



Twitter: @UIBaseball



Facebook: iowabaseball

33 ADAM MAZUR

RS So. • RHP • 6-2 • 180 • R/R
Woodbury, Minn. • South Dakota State • Woodbury HS



2022 GAME-BY-GAME STATS

#33 Adam Mazur - 10 appearances (All games)

Date	Opponent	GS	IP	H	R	ER	BB	SO	2B	3B	HR	WP	BK	HBP	IBB	Score	W-L	Sv	ERA	NP
Feb 18	vs Air Force	*	6.0	1	1	1	0	9	0	0	1	0	0	0	0	12-2	1-0	0	1.50	81
Feb 25	vs Pepperdine	*	7.2	3	0	0	2	9	1	0	0	0	0	0	0	3-1	2-0	0	0.66	94
Mar 04	vs Wichita State	*	5.2	5	4	4	1	3	1	0	0	0	0	0	0	4-6	2-0	0	2.33	83
Mar 11	at UC Irvine	*	4.2	4	3	3	4	7	0	0	0	1	0	0	0	6-7	2-0	0	3.00	94
Mar 19	TEXAS TECH	*	4.0	4	6	4	4	5	1	1	2	1	0	0	1	3-11	2-1	0	3.86	99
Mar 25	CENTRAL MICHIGAN	*	5.0	1	3	2	4	5	1	0	0	0	0	2	0	7-4	2-1	0	3.82	92
Apr 02	at Michigan-2	*	7.0	3	2	2	3	4	0	0	1	0	0	0	1	0-2	2-2	0	3.60	90
Apr 09	ILLINOIS-2	*	6.0	3	1	1	2	9	2	0	0	0	0	1	0	5-7	2-2	0	3.33	94
Apr 15	MINNESOTA	*	8.0	6	3	1	0	11	2	0	0	2	0	0	0	9-3	3-2	0	3.00	98
Apr 22	at Rutgers	*	8.0	6	1	1	0	11	1	1	0	0	0	0	0	4-1	4-2	0	2.76	102
Totals		10	62.0	36	24	19	20	73	9	2	4	4	0	3	2	53-44	4-2	0	2.76	-

CAREER-HIGHS

IP: 8.0, 2X, LAST AT RUTGERS, 4/22/22

SO: 12 AT NORTHERN COLORADO, 2/26/21

BB: 5, 3X, LAST AT NORTH DAKOTA STATE, 5/14/21

SEASON HIGHLIGHTS

- Has made seven Friday and two Saturday starts... South Dakota State transfer... two-time Big Ten Pitcher of the Week (Feb. 23, March 2), becoming the first Hawkeye pitcher to earn the accolade in consecutive weeks... is 4-2 with a 2.76 ERA in 10 starts... has 73 strikeouts to 20 walks over 62 innings... has six quality starts and six games with seven or more strikeouts... is 2-1 with a 1.55 ERA in four Big Ten starts with 35 strikeouts to five walks... leads the Big Ten in batting average against (.163), second in innings (62), third in strikeouts (73), sixth in ERA (2.76), tied for sixth in fewest hits allowed (36) and tied for ninth in wins (4)... in league games, leads the Big Ten in innings (29), second in strikeouts (35) and batting average against (.173), third in ERA (1.55) and tied for sixth in wins (2)... notched his fourth win, scattering six hits and allowing one run over eight innings at No. 8 Rutgers (4/22)... struck out 11 without issuing a walk for a second straight game... tallied his third win, allowing three runs (one earned) on six hits over a career-long eight innings against Minnesota (4/15)... struck out a season-high 11 without walking a batter... notched his second straight quality start, allowing one run on three hits over six innings and fanning nine against Illinois (4/9)... tallied a quality start, but suffered the loss after giving up two runs on three hits over seven innings at Michigan (4/2)... allowed one hit, but allowed three runs (two earned) and fanned five against Central Michigan (3/25)... had a no-hitter into the sixth against Wichita State (3/4) at the Frisco Classic... retired 15 straight Shockers at one point before getting a no-decision... logged a career-best 7 2/3 innings, scattering three hits and striking out nine in a victory over Pepperdine (2/25)... named the Big Ten Pitcher of the Week on Feb. 23... notched his first win as a Hawkeye, tossing six innings of one hit, one run ball against Air Force (2/18)... after giving up a first inning home run, retired the final 16 batters he faced... named to the Big Ten Preseason Honors List.
- Pitched in the Cape Cod League in summer of 2021, earning All-League honors... went 3-0 with a 1.55 ERA in six starts with 34 strikeouts (to six walks) in 29 innings... went 3-9 with a 5.50 ERA over two seasons at South Dakota State... had 106 strikeouts over 88 1/3 innings.
- Rated as the No. 89 player on MLB.com's top 100 draft prospects... ranked as the No. 155 overall and No. 2 player in the Big Ten by Perfect Game for the 2022 Draft... ranked as the No. 2 player in the Big Ten and the No. 61 player nationally for the 2022 MLB Draft by D1Baseball.com... also named the 80th-best starting pitcher in collegiate baseball by D1Baseball.com.

CAREER STATS

YEAR	ERA	W-L	APP	GS	CG	SHO	SV	IP	H	R	ER	BB	SO
2020	5.75	1-2	4	4	0	0/0	0	20.1	20	14	13	12	18
2021	5.43	2-7	12	12	0	0/0	0	68.0	72	49	41	31	81
2022	2.76	4-2	10	10	0	0/0	0	62.0	36	24	19	20	73
TOTALS	4.37	7-11	26	26	0	0/0	0	150.1	128	87	73	63	179

Instagram: [UIBaseball](#)



Twitter: [@UIBaseball](#)



Facebook: [iowabaseball](#)

34 LUKE LLEWELLYN

RS So. • RHP • 6-4 • 220 • R/R
Urbandale, Iowa • Kirkwood CC • Urbandale HS



2022 GAME-BY-GAME STATS

#34 Luke Llewellyn - 11 appearances (All games)

Date	Opponent	GS	IP	H	R	ER	BB	SO	2B	3B	HR	WP	BK	HBP	IBB	Score	W-L	Sv	ERA	NP
Mar 01	LORAS COLLEGE		2.0	1	0	0	1	0	0	0	0	0	0	1	0	1-3	0-0	0	0.00	33
Mar 13	at UC Irvine		1.2	0	0	0	1	1	0	0	0	0	0	0	0	12-10	0-0	1	0.00	23
Mar 15	at San Diego State		0.1	0	0	0	0	1	0	0	0	0	0	0	0	6-4	0-0	1	0.00	4
Mar 21	ST. THOMAS		1.0	0	0	0	0	2	0	0	0	0	0	0	0	6-5	0-0	2	0.00	18
Mar 25	CENTRAL MICHIGAN		1.0	1	0	0	0	0	0	0	0	0	0	0	0	7-4	0-0	3	0.00	20
Mar 27	CENTRAL MICHIGAN		0.2	0	0	0	2	0	0	0	0	0	0	0	0	4-2	1-0	3	0.00	14
Apr 03	at Michigan		1.0	0	0	0	1	1	0	0	0	0	0	0	0	10-3	1-0	3	0.00	17
Apr 06	at Bradley		0.2	1	1	1	1	1	0	0	0	0	0	0	0	9-8	1-0	3	1.08	13
Apr 09	ILLINOIS-2		1.1	1	0	0	1	2	0	0	0	0	0	0	0	5-7	1-0	3	0.93	22
Apr 10	ILLINOIS		0.1	1	2	0	1	0	0	0	0	0	0	0	0	5-9	1-1	3	0.90	15
Apr 19	BRADLEY	*	1.0	0	2	2	3	1	0	0	0	0	0	0	0	15-8	1-1	3	2.45	27
Totals		1	11.0	5	5	3	11	9	0	0	0	0	0	1	0	80-63	1-1	3	2.45	-

CAREER-HIGHS

IP: 2.0 vs. LORAS COLLEGE, 3/1/22

SO: 2, 2X, LAST vs. ILLINOIS, 4/9/22

BB: 3 vs. BRADLEY, 4/19/22

SEASON HIGHLIGHTS

• Named to the NCBWA Stopper of the Year Midseason Watch List... is 1-1 with a 2.45 ERA in 11 appearances, including one start, with three saves... has nine strikeouts over 11 innings... is 3-for-4 in save opportunities... tied for fifth in the Big Ten in saves (3)... made his first career start against Bradley (4/19)... recorded his first career win, pitching 2/3 of an inning in series finale against Central Michigan (3/27)... tallied his third save in the series opener against Central Michigan (3/25)... notched his second save, fanning a pair against St. Thomas (3/21)... earned his first career save, getting the final five outs in a 12-10 win at UC Irvine (3/13) in the series finale... made his Iowa debut against Loras College (3/1), allowing one hit over two innings.

• Went 6-6 with a 3.93 ERA in two seasons at Kirkwood CC.

CAREER STATS

YEAR	ERA	W-L	APP	GS	CG	SHO	SV	IP	H	R	ER	BB	SO
2022	2.45	1-1	11	1	0	0/0	3	11.0	5	5	3	11	9
TOTALS	2.45	1-1	11	1	0	0/0	3	11.0	5	5	3	11	9

Instagram: [UIBaseball](#)




Twitter: [@UIBaseball](#)



Facebook: [iowabaseball](#)

35 CAM BAUMANN

RS Sr. • LHP • 6-2 • 200 • L/L
Fairfield, Iowa • Fairfield HS



2022 GAME-BY-GAME STATS

#35 Cam Baumann - 8 appearances (All games)

Date	Opponent	GS	IP	H	R	ER	BB	SO	2B	3B	HR	WP	BK	HBP	IBB	Score	W-L	Sv	ERA	NP
Feb 18	vs Air Force		2.0	0	0	0	1	5	0	0	0	2	0	0	0	12-2	0-0	0	0.00	40
Feb 26	at AM Corpus Christi		0.1	1	0	0	1	1	0	0	0	0	0	0	0	1-2	0-0	0	0.00	10
Mar 05	vs Texas A&M	*	0.1	0	0	0	3	0	0	0	0	0	0	0	0	3-7	0-0	0	0.00	18
Mar 13	at UC Irvine		1.0	3	3	1	1	2	1	0	0	1	0	1	0	12-10	0-0	0	2.45	37
Mar 26	CENTRAL MICHIGAN		2.0	2	1	0	1	1	0	0	0	1	0	0	0	1-10	0-0	0	1.59	36
Apr 06	at Bradley	*	1.0	3	4	4	2	1	1	0	0	0	0	0	0	9-8	0-0	0	6.75	29
Apr 12	at Milwaukee		1.0	1	0	0	0	1	0	0	0	1	0	0	0	16-2	0-0	0	5.87	15
Apr 19	BRADLEY		0.2	2	2	2	1	0	1	0	0	0	0	1	0	15-8	0-0	0	7.56	20
Totals		2	8.1	12	10	7	10	11	3	0	0	5	0	2	0	69-49	0-0	0	7.56	-

CAREER-HIGHS

IP: 7.1 vs. PENN STATE, 5/8/21

SO: 8 vs. CS NORTHRIDGE, 3/17/19

BB: 7 at HAWAII, 2/23/19

SEASON HIGHLIGHTS

- Team captain... fifth year in the program... is 0-0 with a 7.56 ERA in eight appearances, including two starts... has 11 strikeouts over 8 1/3 innings... made his first start of the season against Texas A&M (3/5) at the Frisco Classic... tossed two shutout innings, punching out five in season debut against Air Force (2/18).
- Was Iowa's No. 3 starter in 2021... went 5-5 with a 4.19 ERA in 12 starts (13 appearances)... had 56 strikeouts to 14 walks... allowed one run or fewer in five starts and had six quality starts.

CAREER STATS

YEAR	ERA	W-L	APP	GS	CG	SHO	SV	IP	H	R	ER	BB	SO
2018	7.20	1-1	18	0	0	0/1	0	15.0	24	12	12	13	22
2019	5.29	4-5	15	14	0	0/1	0	64.2	77	42	38	38	54
2020	12.27	0-0	4	0	0	0/0	0	3.2	7	5	5	2	7
2021	4.19	5-5	13	12	0	0/1	0	68.2	71	36	32	14	56
2022	7.56	0-0	8	2	0	0/0	0	8.1	12	10	7	10	11
TOTALS	5.28	10-11	58	28	0	0/3	0	160.1	191	105	94	77	150

Instagram: [UIBaseball](#)



Twitter: [@UIBaseball](#)




Facebook: [iowabaseball](#)

37 CASEY DAY

RS So. • RHP • 6-3 • 220 • R/R

Ely, Iowa • Wichita State • Kirkwood CC • CR Prairie HS



2022 GAME-BY-GAME STATS

#37 Casey Day - 8 appearances (All games)

Date	Opponent	GS	IP	H	R	ER	BB	SO	2B	3B	HR	WP	BK	HBP	IBB	Score	W-L	Sv	ERA	NP
Feb 26	at AM Corpus Christi		0.1	0	0	0	1	1	0	0	0	1	0	0	0	1-2	0-0	0	0.00	10
Mar 01	LORAS COLLEGE		1.0	0	0	0	0	1	0	0	0	0	0	0	0	1-3	0-0	0	0.00	13
Mar 06	vs Washington State		1.0	0	0	0	0	2	0	0	0	0	0	0	0	6-5	0-0	1	0.00	16
Mar 15	at San Diego State		1.0	2	1	0	0	2	1	0	0	1	0	0	0	6-4	0-0	2	0.00	18
Mar 21	ST. THOMAS		1.0	1	1	1	0	1	1	0	0	0	0	0	0	6-5	0-0	2	2.08	14
Mar 25	CENTRAL MICHIGAN		1.0	0	0	0	0	2	0	0	0	2	0	0	0	7-4	0-0	2	1.69	12
Mar 27	CENTRAL MICHIGAN		0.1	0	1	1	1	0	0	0	0	0	0	2	0	4-2	0-0	2	3.18	18
Apr 10	ILLINOIS		0.0	0	0	0	2	0	0	0	0	0	0	0	0	5-9	0-0	2	3.18	11
Totals		0	5.2	3	3	2	6	7	2	0	0	4	0	2	0	36-34	0-0	2	3.18	-

CAREER-HIGHS

IP: 1.0, 5X, LAST VS. CENTRAL MICHIGAN, 3/25/22

SO: 2, 2X, LAST VS. CENTRAL MICHIGAN, 3/25/22

BB: 2, 2X, LAST VS. ILLINOIS, 4/10/22

SEASON HIGHLIGHTS

- Is 0-0 with a 3.18 ERA and two saves in eight relief appearances... has seven strikeouts over 5 2/3 innings... notched his second save in the road win at San Diego State (3/15)... earned his first career save against Washington State (3/6) at the Frisco Classic... made his Hawkeye debut against Texas A&M Corpus Christi (2/26).
- Transfer from Wichita State and Kirkwood CC... missed 2021 season due to Tommy John surgery.

CAREER STATS

YEAR	ERA	W-L	APP	GS	CG	SHO	SV	IP	H	R	ER	BB	SO
2022	3.18	0-0	8	0	0	0/0	2	5.2	3	3	2	6	7
TOTALS	3.18	0-0	8	0	0	0/0	2	5.2	3	3	2	6	7

Instagram: [UIBaseball](#)




Twitter: [@UIBaseball](#)



Facebook: [iowabaseball](#)

40 CADE MOSS

So. • C • 5-10 • 170 • R/R
Johnston, Iowa • Kirkwood CC • Johnston HS



2022 GAME-BY-GAME STATS

#40 Cade Moss - 15 games (All games)

Date	Opponent	Pos	AB	R	H	RBI	2B	3B	HR	BB	SB	CS	HBP	SAC	SF	GDP	K	PO	A	E	Avg
Feb 19	vs Ball State	ph/c	0	0	0	0	0	0	0	1	0	0	0	0	0	0	0	3	0	0	.000
Feb 27	vs Wichita State	*c	2	1	0	0	0	0	0	1	0	0	0	0	0	0	1	11	1	0	.000
Mar 01	LORAS COLLEGE	c	0	0	0	0	0	0	0	0	0	0	0	0	0	0	0	1	0	0	.000
Mar 02	CORNELL COLLEGE	c	1	0	0	0	0	0	0	0	0	0	0	0	0	0	1	0	0	0	.000
Mar 06	vs Washington State	*c	0	0	0	0	0	0	0	0	0	0	0	0	0	0	0	1	1	0	.000
Mar 13	at UC Irvine	*c	4	0	0	0	0	0	0	0	0	0	0	0	0	0	1	10	1	1	.000
Mar 15	at San Diego State	c	1	0	0	0	0	0	0	0	0	0	0	0	0	0	0	5	1	1	.000
Mar 26	CENTRAL MICHIGAN	c	2	0	0	0	0	0	0	0	0	0	0	0	0	0	0	6	0	0	.000
Apr 02	at Michigan-2	*c	2	0	0	0	0	0	0	0	0	0	0	0	0	0	2	3	0	0	.000
Apr 06	at Bradley	c	0	0	0	0	0	0	0	0	0	0	0	0	0	0	0	0	0	0	.000
Apr 09	ILLINOIS-2	c	1	0	0	0	0	0	0	0	0	0	0	0	0	0	1	6	0	0	.000
Apr 12	at Milwaukee	c	1	0	0	0	0	0	0	0	0	0	0	0	0	0	0	4	0	0	.000
Apr 19	BRADLEY	c	1	0	0	0	0	0	0	0	0	0	0	0	0	0	1	1	0	0	.000
Apr 24	at Rutgers	c	1	0	1	0	0	0	0	0	0	0	0	0	0	0	0	2	1	0	.062
Apr 26	WESTERN ILLINOIS	c	0	0	0	0	0	0	0	0	0	0	0	0	0	0	0	2	0	0	.062
Totals		3gs	16	1	1	0	0	0	0	2	1	0	2	0	0	1	6	64	5	2	.062

On base pct. .250 • Slugging pct. .062

CAREER-HIGHS

AB: 4 AT UC IRVINE, 3/13/22

H: 1 AT RUTGERS, 4/24/22

R: 1 VS. WICHITA STATE, 2/27/22

2B: --

3B: --

HR: --

RBI: --

BB: 1, 2X, LAST VS. WICHITA STATE, 2/27/22

SB: 1 VS. WICHITA STATE, 2/27/22

SEASON HIGHLIGHTS

- Has appeared in 15 games with three starts at catcher... tallied his first career hit, going 1-for-1 in the series finale at No. 8 Rutgers (4/24)... made his first career start against Wichita State (2/27), scoring a run and stealing a base... made Hawkeye debut as a pinch hitter vs. Ball State (2/19)
- Spent two seasons at Kirkwood CC, earning honorable mention all-region honors as a sophomore.

CAREER STATS

YEAR	AVG.	G-GS	AB	R	H	2B	3B	HR	RBIS	BB	HBP	SO	SB-A
2022	.063	15-3	16	1	1	0	0	0	0	2	2	6	1-1
TOTALS	.063	15-3	16	1	1	0	0	0	0	2	2	6	1-1

Instagram: [UIBaseball](#)



Twitter: [@UIBaseball](#)



Facebook: [iowabaseball](#)

41 CHAS WHEATLEY

Fr. • RHP • 6-6 • 215 • R/R
Edmonton, Alberta, Canada • Strathcona



2022 GAME-BY-GAME STATS

#41 Chas Wheatley - 6 appearances (All games)

Date	Opponent	GS	IP	H	R	ER	BB	SO	2B	3B	HR	WP	BK	HBP	IBB	Score	W-L	SV	ERA	NP
Mar 02	CORNELL COLLEGE		1.0	1	0	0	0	2	0	0	0	0	0	0	0	8-0	0-0	0	0.00	15
Mar 05	vs Texas A&M		2.0	1	0	0	2	1	1	0	0	0	0	0	0	3-7	0-0	0	0.00	37
Mar 15	at San Diego State		0.1	2	2	2	1	0	1	0	0	0	0	0	0	6-4	0-0	0	5.40	17
Apr 12	at Milwaukee		1.0	0	0	0	0	0	0	0	0	0	0	0	0	16-2	0-0	0	4.15	11
Apr 19	BRADLEY		1.0	1	0	0	0	0	0	0	0	0	0	0	0	15-8	1-0	0	3.38	7
Apr 26	WESTERN ILLINOIS		1.1	1	1	1	1	1	0	0	0	2	0	0	0	11-1	1-0	0	4.05	26
Totals		0	6.2	6	3	3	4	4	2	0	0	2	0	0	0	59-22	1-0	0	4.05	-

CAREER-HIGHS

IP: 2.0 vs. TEXAS A&M, 3/5/22

SO: 2 vs. CORNELL COLLEGE, 3/2/22

BB: 2 vs. TEXAS A&M, 3/5/22

SEASON HIGHLIGHTS

- Is 1-0 with a 4.05 ERA in six appearances... has four strikeouts to four walks over 6 2/3 innings... notched his first win, allowing one hit in the midweek win over Bradley (4/19)... pitched two innings of shutout relief, allowing one hit against Texas A&M (3/5) at the Frisco Classic... made his Iowa debut, allowing one hit and fanning two as part of a combined shutout of Cornell College (3/2).
- Rated as the No. 22 incoming recruit in the Big Ten and the No. 396 recruit nationally by Perfect Game... named to Perfect Game All-Canadian Team as a junior.

CAREER STATS

YEAR	ERA	W-L	APP	GS	CG	SHO	SV	IP	H	R	ER	BB	SO
2022	4.05	1-0	6	0	0	0/1	0	6.2	6	3	3	4	4
TOTALS	4.05	1-0	6	0	0	0/1	0	6.2	6	3	3	4	4

Instagram: [UIBaseball](#)



Twitter: [@UIBaseball](#)



Facebook: [iowabaseball](#)

42 WILL MULFLUR

So. • UTIL • 5-11 • 200 • R/R
Mercer Island, Wash. • Tacoma CC • Mercer Island HS



2022 GAME-BY-GAME STATS

#42 Will Mulflur - 24 games (All games)

Date	Opponent	Pos	AB	R	H	RBI	2B	3B	HR	BB	SB	CS	HBP	SAC	SF	GDP	K	PO	A	E	Avg
Feb 19	vs Ball State	ph	1	0	0	0	0	0	0	0	0	0	0	0	0	0	1	0	0	0	.000
Mar 02	CORNELL COLLEGE	1b	1	1	1	1	0	0	1	0	0	0	0	0	0	0	0	3	0	0	.500
Mar 04	vs Wichita State	ph	1	0	1	0	0	0	0	0	0	0	0	0	0	0	0	0	0	0	.667
Mar 05	vs Texas A&M	ph/dh	1	0	0	0	0	0	0	0	0	0	0	0	0	0	1	0	0	0	.500
Mar 06	vs Washington State	ph/of	1	1	0	0	0	0	2	0	0	0	0	0	0	0	1	0	0	0	.400
Mar 11	at UC Irvine	ph	1	0	0	0	0	0	0	0	0	0	0	0	0	0	1	0	0	0	.333
Mar 12	at UC Irvine	ph	1	0	0	0	0	0	0	0	0	0	0	0	0	0	0	0	0	0	.286
Mar 19	TEXAS TECH	ph	1	0	0	0	0	0	0	0	0	0	0	0	0	0	1	0	0	0	.250
Mar 21	ST. THOMAS	*dh	1	0	0	0	0	0	0	0	0	0	0	0	0	0	1	0	0	0	.222
Mar 26	CENTRAL MICHIGAN	1b	1	0	0	0	0	0	0	0	0	0	0	0	0	0	0	2	0	0	.200
Mar 27	CENTRAL MICHIGAN	ph/dh	2	0	1	0	0	0	0	0	0	0	0	0	0	0	0	0	0	0	.250
Apr 02	at Michigan-2	ph	1	0	0	0	0	0	0	0	0	0	0	0	0	0	0	0	0	0	.231
Apr 06	at Bradley	ph	0	0	0	0	0	0	0	1	0	0	0	0	0	0	0	0	0	0	.231
Apr 09	ILLINOIS-2	ph	1	0	0	0	0	0	0	0	0	0	0	0	0	0	1	0	0	0	.214
Apr 10	ILLINOIS	ph/dh	2	0	1	0	0	0	0	0	0	0	0	0	0	0	1	0	0	0	.250
Apr 12	at Milwaukee	*dh	4	1	3	2	1	0	0	1	0	0	0	0	0	0	1	0	0	0	.350
Apr 15	MINNESOTA	*dh	4	1	1	0	0	0	0	0	0	0	0	0	0	0	0	0	0	0	.333
Apr 16	MINNESOTA	*dh	2	0	0	0	0	0	2	0	0	0	0	0	0	0	2	0	0	0	.308
Apr 17	MINNESOTA	*of	3	1	1	2	1	0	0	0	0	1	0	0	0	0	1	2	0	0	.310
Apr 19	BRADLEY	*dh	5	2	3	3	1	0	1	0	0	0	0	0	0	0	1	0	0	0	.353
Apr 22	at Rutgers	*dh	3	1	0	0	0	0	0	0	1	0	1	0	0	0	0	0	0	0	.324
Apr 23	at Rutgers	*of	4	0	2	2	0	0	0	0	1	0	0	0	1	0	0	3	0	0	.341
Apr 24	at Rutgers	*of	4	1	1	0	0	1	0	1	0	0	0	0	0	0	1	1	0	0	.333
Apr 26	WESTERN ILLINOIS	*of/1b	2	0	1	1	0	0	0	2	0	0	0	0	0	0	0	2	0	0	.340
Totals		10gs	47	9	16	11	3	1	2	9	2	0	2	0	1	0	14	13	0	0	.340

On base pct. .458 • Slugging pct. .574

CAREER-HIGHS

AB: 5 vs. BRADLEY, 4/19/22

H: 3, 2X, LAST vs. BRADLEY, 4/19/22

R: 2 vs. BRADLEY, 4/19/22

2B: 1, 3X, LAST vs. BRADLEY, 4/19/22

3B: 1 AT RUTGERS, 4/24/22

HR: 1, 2X, LAST vs. BRADLEY, 4/19/22

RBI: 3 vs. BRADLEY, 4/19/22

BB: 2, 3X, LAST vs. WESTERN ILLINOIS, 4/26/22

SB: 1, 2X, LAST AT RUTGERS, 4/23/22

SEASON HIGHLIGHTS

- Has appeared in 24 games with 10 starts -- six as the designated hitter and four in right field... hitting .340 (16-of-47) with two home runs, three doubles, one triple, 11 RBIs and nine runs scored... went 2-for-4 with two RBIs in game two at No. 8 Rutgers (4/23) and went 1-for-4 with a triple in the series finale (4/24)... finished 3-for-5 with a double, home run, three RBIs and two runs scored in the midweek win over Bradley (4/19)... went 1-for-3 with the go-ahead two-run double in the seventh against Minnesota (4/17)... finished 3-for-4 with a double, two RBIs and a run scored in the road win at Milwaukee (4/12)... made his first career start against St. Thomas (3/21)... had his first career hit, connecting on a towering solo home run down the left field line against Cornell College (3/2).
- Transfer from Tacoma CC... ABCA/Rawlings Pacific Association second-team All-American in 2021... first-team all-region selection... received team's Silver Slugger Award after hitting .460 with nine doubles, two triples and four home runs... NWAC batting champion.
- Mother is Mary Lou Mulflur, who is the head women's golf coach at the University of Washington.

CAREER STATS

YEAR	AVG.	G-GS	AB	R	H	2B	3B	HR	RBIS	BB	HBP	SO	SB-A
2022	.340	24-10	47	9	16	3	1	2	11	9	2	14	2-2
TOTALS	.340	24-10	47	9	16	3	1	2	11	9	2	14	2-2

Instagram: [UIBaseball](#)



Twitter: [@UIBaseball](#)



Facebook: [iowabaseball](#)

44 DUNCAN DAVITT

RS Jr. • RHP • 6-3 • 235 • R/R
Indianola, Iowa • Indianola HS



2022 GAME-BY-GAME STATS

#44 Duncan Davitt - 12 appearances (All games)

Date	Opponent	GS	IP	H	R	ER	BB	SO	2B	3B	HR	WP	BK	HBP	IBB	Score	W-L	Sv	ERA	NP
Feb 26	at AM Corpus Christi		0.1	2	1	1	0	0	0	0	0	0	0	0	0	1-2	0-1	0	27.00	11
Mar 02	CORNELL COLLEGE	*	3.0	1	0	0	1	6	0	0	0	0	0	0	0	8-0	1-1	0	2.70	54
Mar 11	at UC Irvine		2.0	0	0	0	0	4	0	0	0	1	0	1	0	6-7	1-1	0	1.69	25
Mar 15	at San Diego State	*	2.0	1	0	0	1	5	0	0	0	0	0	0	0	6-4	2-1	0	1.23	38
Mar 21	ST. THOMAS	*	3.0	4	1	1	0	4	0	0	0	0	0	0	0	6-5	2-1	0	1.74	41
Mar 27	CENTRAL MICHIGAN		2.0	0	0	0	3	3	0	0	0	0	0	0	0	4-2	2-1	0	1.46	44
Apr 03	at Michigan		1.2	1	3	3	0	4	1	0	0	0	0	1	0	10-3	2-1	0	3.21	34
Apr 06	at Bradley		1.1	0	0	0	0	2	0	0	0	0	0	0	0	9-8	3-1	0	2.93	11
Apr 09	ILLINOIS-2		0.0	0	2	1	2	0	0	0	0	1	0	0	0	5-7	3-1	0	3.52	12
Apr 10	ILLINOIS		1.2	2	0	0	0	3	0	0	0	1	0	0	0	5-9	3-1	0	3.18	30
Apr 16	MINNESOTA		2.0	0	0	0	1	3	0	0	0	0	0	0	0	2-1	3-1	1	2.84	28
Apr 24	at Rutgers		2.0	4	2	2	0	2	2	1	0	0	0	0	0	4-10	3-1	1	3.43	41
Totals		3	21.0	15	9	8	8	36	3	1	0	3	0	2	0	66-58	3-1	1	3.43	-

CAREER-HIGHS

IP: 6.0, 3X, LAST VS. NORTHWESTERN, 4/26/21

SO: 7 AT RUTGERS, 4/18/21

BB: 4 AT MICHIGAN STATE, 5/29/21

SEASON HIGHLIGHTS

- Is 3-1 with a 3.43 ERA in 12 appearances (three starts), spanning 21 innings... tossed two shutout innings, fanning three in game two against Minnesota (4/16)... notched his third win, pitching 1 1/3 innings and fanning two in the extra-inning road win at Bradley (4/6)... toss two scoreless innings, fanning three against Central Michigan (3/27)... allowed one run on four hits and struck out four in a no-decision against St. Thomas (3/21)... notched his second win, allowing no runs on one hit and fanning five at San Diego State (3/15)... tossed two perfect innings at UC Irvine (3/11), fanning four of the six batters he faced... earned the win against Cornell College (3/2), tossing three innings of one-hit ball with six strikeouts in the combined shutout... made his season debut at Texas A&M Corpus Christi (2/26).
- Member of Iowa's weekend rotation in 2021, pitching as Iowa's No. 2, No. 3 and No. 4 starter... went 5-2 with a 5.55 ERA over 48 2/3 innings... had 47 strikeouts to 19 walks.

CAREER STATS

YEAR	ERA	W-L	APP	GS	CG	SHO	SV	IP	H	R	ER	BB	SO
2019	5.22	2-1	17	4	0	0/1	0	39.2	40	29	23	26	50
2020	4.50	0-1	4	4	0	0/0	0	16.0	16	11	8	7	13
2021	5.55	5-2	13	9	0	0/0	0	48.2	48	31	30	19	47
2022	3.43	3-1	12	3	0	0/1	1	21.0	15	9	8	8	36
TOTALS	4.95	10-5	46	20	0	0/2	1	125.1	119	80	69	60	146

Instagram: [UIBaseball](#)



Twitter: [@UIBaseball](#)



Facebook: [iowabaseball](#)

45 PEYTON WILLIAMS

RS So. • 1B • 6-5 • 255 • L/L
Johnston, Iowa • Johnston HS



2022 GAME-BY-GAME STATS

#45 Peyton Williams - 36 games (All games)

Date	Opponent	Pos	AB	R	H	RBI	2B	3B	HR	BB	SB	CS	HBP	SAC	SF	GDP	K	PO	A	E	Avg	
Feb 18	vs Air Force	*1b	5	2	4	3	0	0	1	1	0	0	0	0	0	0	1	4	1	1	.800	
Feb 19	vs Ball State	*1b	3	1	0	0	0	0	0	2	0	0	0	0	0	0	1	2	1	0	.500	
Feb 20	vs Bucknell	*1b	3	0	1	0	1	0	0	1	0	0	0	0	0	0	0	6	1	0	.455	
Feb 25	vs Pepperdine	*1b	4	1	1	0	1	0	0	0	0	0	0	0	0	0	1	7	1	0	.400	
Feb 26	at AM Corpus Christi	*1b	5	0	0	0	0	0	0	0	0	0	0	0	0	0	2	6	0	0	.300	
Feb 27	vs Wichita State	*1b	4	2	4	2	2	0	0	0	0	0	1	0	0	0	0	8	1	0	.417	
Mar 01	LORAS COLLEGE	*1b	4	0	1	1	0	0	0	1	1	0	0	0	0	0	1	5	1	0	.393	
Mar 02	CORNELL COLLEGE	*1b	3	2	2	1	0	0	0	0	0	0	1	0	0	0	0	2	0	0	.387	
Mar 04	vs Wichita State	*1b	4	2	2	1	0	0	1	0	0	0	0	0	0	0	0	11	0	0	.400	
Mar 05	vs Texas A&M	*1b	4	0	1	1	1	0	0	0	0	0	0	0	0	1	1	3	1	1	.385	
Mar 06	vs Washington State	*1b	4	2	1	1	0	0	1	1	0	0	0	0	0	0	1	7	2	0	.372	
Mar 11	at UC Irvine	*1b	5	1	3	0	1	0	0	0	0	0	0	0	0	0	0	4	0	0	.396	
Mar 12	at UC Irvine	*1b	4	0	0	0	0	0	0	0	0	0	0	0	0	0	2	9	2	0	.365	
Mar 13	at UC Irvine	*1b	4	3	2	2	2	0	0	1	0	0	0	0	0	1	1	3	1	0	.375	
Mar 15	at San Diego State	*1b	4	1	4	3	0	0	1	0	0	0	1	0	0	0	0	5	0	0	.417	
Mar 19	TEXAS TECH	*1b	3	1	1	1	0	0	0	0	0	0	1	0	0	0	0	5	0	1	.413	
Mar 20	TEXAS TECH	*1b	3	1	0	0	0	0	0	0	0	0	1	0	0	0	1	3	0	0	.394	
Mar 25	CENTRAL MICHIGAN	*1b	4	0	0	0	0	0	0	0	1	0	0	0	0	0	0	10	1	0	.371	
Mar 26	CENTRAL MICHIGAN	*1b	3	0	0	0	0	0	0	0	0	0	0	0	0	0	2	2	2	1	.356	
Mar 27	CENTRAL MICHIGAN	*1b	4	1	2	1	1	0	1	0	0	0	0	0	0	0	0	8	0	0	.364	
Apr 02	at Michigan-1	*1b	4	0	0	0	0	0	0	0	0	0	0	0	0	0	0	2	7	1	.346	
Apr 02	at Michigan-2	*1b	4	0	1	0	0	0	0	0	0	0	0	0	0	0	0	10	1	0	.341	
Apr 03	at Michigan	*1b	5	1	3	1	2	0	0	0	0	0	1	0	0	0	0	4	0	0	.356	
Apr 06	at Bradley	*1b	4	1	0	0	0	0	0	2	1	0	0	0	0	0	0	8	3	0	.340	
Apr 09	ILLINOIS-1	*1b	2	1	0	0	0	0	0	2	0	0	0	0	0	0	1	4	0	0	.333	
Apr 09	ILLINOIS-2	*1b	6	1	2	1	0	0	1	0	0	0	0	0	0	0	0	10	1	0	.333	
Apr 10	ILLINOIS	*1b	4	1	1	2	0	0	1	1	0	0	0	0	0	0	1	9	0	1	.330	
Apr 12	at Milwaukee	*1b	6	1	3	0	0	0	0	0	0	0	0	0	0	1	0	7	2	0	.339	
Apr 15	MINNESOTA	*1b	2	2	2	3	0	0	1	1	0	0	1	0	1	0	0	7	0	0	.351	
Apr 16	MINNESOTA	*1b	3	0	0	0	0	0	0	0	0	0	1	0	0	0	1	6	2	0	.342	
Apr 17	MINNESOTA	*1b	3	1	1	1	1	0	0	2	0	0	0	0	0	0	1	5	2	0	.342	
Apr 19	BRADLEY	*1b	5	4	5	5	2	1	1	0	0	0	1	0	0	0	0	12	0	0	.368	
Apr 22	at Rutgers	*1b	3	0	1	0	0	0	0	2	0	0	0	0	0	0	0	8	0	0	.367	
Apr 23	at Rutgers	*1b	3	3	2	1	0	0	0	3	0	0	0	0	0	0	0	11	0	0	.374	
Apr 24	at Rutgers	*1b	4	0	1	0	0	0	0	1	0	0	0	0	0	0	1	11	0	0	.370	
Apr 26	WESTERN ILLINOIS	*1b	4	2	2	1	1	1	0	0	0	0	0	0	0	0	1	5	1	0	.374	
Totals			36gs	139	38	52	31	15	2	9	25	3	0	9	0	1	3	22	234	28	5	.374

On base pct. .494 • Slugging pct. .705

CAREER-HIGHS

AB: 6, 3X, LAST AT MILWAUKEE, 4/12/22

H: 5 vs. BRADLEY, 4/19/22

R: 4 vs. BRADLEY, 4/19/22

2B: 3 AT MICHIGAN STATE, 5/29/21

3B: 1, 4X, LAST vs. WESTERN ILLINOIS, 4/26/22

HR: 2 AT PURDUE, 4/3/21

RBI: 5 vs. BRADLEY, 4/19/22

BB: 4 AT PURDUE, 4/4/21

SB: 1, 3X, LAST AT BRADLEY, 4/6/22

SEASON HIGHLIGHTS

- Iowa's starting first baseman... team's best power hitter... has started 36 games -- all at first base... hitting .374 (52-of-139) with 31 RBIs, 38 runs scored and 26 extra base hits (15 2B, 9 HR, 2 3B)... has hit safely in 26 games and reached safely in 33 contests... has 14 multi-hit games (seven 2-hit, three 3-hit, 3 four-hit, 1 five-hit)... leading the Big Ten in slugging (.705) and OPS (1.199), third in doubles (15) and on-base percentage (.494), sixth in batting average (.374) and ninth in triples (2)... named Big Ten Player of the Week on April 27 after slashing .600/.727/1.067 in leading Iowa to a 3-1 week... hit .400 (4-of-10) with six walks in road series at No. 8 Rutgers (4/22-24)... became the first Hawkeye to hit for the cycle since 2018, finishing 5-for-5 with two doubles, one triple, one home run, five RBIs and four runs scored (and reached base safely in all six plate appearances) against Bradley (4/12)... five hits tied a single-game school record and five RBIs and four runs were career highs... hit his eighth home run and finished 2-for-2 with three RBIs and two runs scored in game one against Minnesota (4/15)... went 3-for-6 in road win at Milwaukee (4/12)... hit his sixth and seventh home runs in consecutive games against Illinois (4/9-10)... went 3-for-5 with two doubles in series finale at Michigan (4/3)... finished 2-for-4 with a solo home run -- his fifth of the season -- and double in series finale against Central Michigan (3/27)... went 4-for-4 with a home run and three RBIs in road win at San Diego State (3/15)... hit .385 (5-of-13) with three doubles, four runs and three RBIs at UC Irvine (3/11-13)... went 3-for-5 in game one and 2-for-4 with two doubles, three runs and two RBIs in the series finale... named to the Frisco Classic All-Tournament Team after hitting .333 (4-of-12) with one double, two home runs, three RBIs and four runs scored...went 2-for-4 with a solo home run against Wichita State (3/4) and 1-for-4 with a 422-foot long ball and two runs scored against Washington State (3/6)... hit .385 (5-of-13) with three doubles, three runs and two RBIs at Kleberg Bank Classic (2/25-27)... went 4-for-4 with two doubles, two RBIs and two runs scored in finale against Wichita State (2/27), tying a career-high in hits... hit .455 (5-for-11) with a double, home run and three RBIs as the Swig & Swine Classic (2/18-20)... went 4-for-5 with a home run, three RBIs and two runs scored in season opener against Air Force (2/18)... the four hits tied a career high... named to the Big Ten Preseason Honors List.
- Rated as the No. 267 player nationally and the No. 9 player in the Big Ten on Perfect Game's 2022 Draft Board... ranked as the No. 14 player in the Big Ten for the 2022 MLB Draft by D1Baseball.com.
- Started 36 games -- 25 at first base and 11 as designated hitter -- where he hit .295 (36-of-122) with 15 doubles, six home runs, 27 RBIs and 34 runs scored... led the Big Ten in walks (34) and was third in on-base percentage (.470), tied for third in doubles (15) and seventh in slugging percentage (.582)...
- Hit a record 13 home runs in 33 games for the Waterloo Bucks in the Northwoods League in 2020.
- Collegiate Baseball Freshman All-American in 2020.

CAREER STATS

YEAR	AVG.	G-GS	AB	R	H	2B	3B	HR	RBIS	BB	HBP	SO	SB-A
2020	.298	15-15	57	13	17	4	1	2	16	8	1	11	1-1
2021	.295	38-36	122	34	36	15	1	6	27	34	7	37	0-0
2022	.374	36-36	139	38	52	15	2	9	31	25	9	22	3-3
TOTALS	.330	89-87	318	85	105	34	4	17	74	67	17	70	4-4

Instagram: [UIBaseball](#)




Twitter: [@UIBaseball](#)



Facebook: [iowabaseball](#)

47 WILL CHRISTOPHERSEN

RS So. • RHP • 6-4 • 210 • R/R
Bettendorf, Iowa • Michigan State • Pleasant Valley HS



2022 GAME-BY-GAME STATS

#47 Will Christophersen - 10 appearances (All games)

Date	Opponent	GS	IP	H	R	ER	BB	SO	2B	3B	HR	WP	BK	HBP	IBB	Score	W-L	Sv	ERA	NP
Feb 19	vs Ball State		1.0	0	0	0	0	4	0	0	0	1	0	0	0	11-1	0-0	0	0.00	18
Feb 26	at AM Corpus Christi		3.2	0	0	0	0	5	0	0	0	0	0	0	0	1-2	0-0	0	0.00	56
Mar 04	vs Wichita State		2.0	4	2	2	0	2	0	1	0	0	0	0	0	4-6	0-1	0	2.70	34
Mar 11	at UC Irvine		1.0	0	3	3	2	2	0	0	0	0	1	1	0	6-7	0-2	0	5.87	28
Apr 02	at Michigan-1		1.0	0	0	0	0	3	0	0	0	0	0	0	0	8-2	0-2	0	5.19	13
Apr 06	at Bradley		0.1	1	1	1	1	0	0	0	0	1	0	0	0	9-8	0-2	0	6.00	11
Apr 09	ILLINOIS-2		0.0	1	0	0	0	0	1	0	0	0	0	0	0	5-7	0-2	0	6.00	7
Apr 10	ILLINOIS		0.1	0	3	0	2	0	0	0	0	0	0	1	1	5-9	0-2	0	5.79	13
Apr 19	BRADLEY		2.0	2	1	1	0	2	0	0	0	0	0	1	0	15-8	0-2	0	5.56	27
Apr 26	WESTERN ILLINOIS		0.0	1	0	0	0	0	0	0	0	0	0	0	0	11-1	0-2	0	5.56	3
Totals		0	11.1	9	10	7	5	18	1	1	0	2	1	3	1	75-51	0-2	0	5.56	-

CAREER-HIGHS

IP: 5.0 vs. MARYLAND, 3/6/21

SO: 7 vs. MARYLAND, 3/6/21

BB: 3, 2X, LAST AT RUTGERS, 5/22/21

SEASON HIGHLIGHTS

- Returned after missing three weeks because of injury on April 2... has made 10 relief appearances... is 0-2 with a 5.56 ERA, fanning 18 to five walks over 11 1/3 innings... struck out the side at Michigan on April 2 in his first outing since March 11... had five strikeouts in 3 2/3 innings at Texas A&M Corpus Christi... struck out four batters in his Hawkeye debut in an 11-1 win over Ball State (2/19).
- Michigan State transfer... made 22 appearances -- all in relief -- going 2-2 with a 3.19 ERA.

CAREER STATS

YEAR	ERA	W-L	APP	GS	CG	SHO	SV	IP	H	R	ER	BB	SO
2020	6.14	1-1	7	0	0	0/0	0	7.1	8	7	5	5	12
2021	2.45	1-1	15	0	0	0/0	1	29.1	27	11	8	17	39
2022	5.56	0-2	10	0	0	0/0	0	11.1	9	10	7	5	18
TOTALS	3.75	2-4	32	0	0	0/0	1	48.0	44	28	20	27	69

Instagram: [UIBaseball](#)




Twitter: [@UIBaseball](#)



Facebook: [iowabaseball](#)

50 BENJAMIN DETAEYE

RS So. • LHP • 6-0 • 195 • L/L
Clive, Iowa • Iowa Central CC • Des Moines Valley HS



2022 GAME-BY-GAME STATS

#50 Benjamin DeTaeve - 8 appearances (All games)

Date	Opponent	GS	IP	H	R	ER	BB	SO	2B	3B	HR	WP	BK	HBP	IBB	Score	W-L	Sv	ERA	NP
Feb 18	vs Air Force		0.1	0	1	1	3	0	0	0	0	0	0	0	0	12-2	0-0	0	27.00	-
Mar 02	CORNELL COLLEGE		1.0	0	0	0	1	3	0	0	0	0	0	0	0	8-0	0-0	0	6.75	20
Mar 15	at San Diego State		1.0	0	0	0	1	2	0	0	0	0	0	0	0	6-4	0-0	0	3.86	19
Mar 19	TEXAS TECH		0.2	2	3	3	2	2	2	0	0	1	0	0	0	3-11	0-0	0	12.00	28
Apr 09	ILLINOIS-2		2.1	0	2	2	3	6	0	0	0	1	0	0	1	5-7	0-1	0	10.12	37
Apr 12	at Milwaukee		2.0	1	0	0	1	4	0	0	0	0	0	0	0	16-2	0-1	0	7.36	30
Apr 17	MINNESOTA		2.0	1	0	0	2	2	1	0	0	0	0	0	0	9-3	0-1	0	5.79	38
Apr 26	WESTERN ILLINOIS	*	2.0	2	0	0	0	2	0	0	0	0	0	0	0	11-1	1-1	0	4.76	25
Totals		1	11.1	6	6	6	13	21	3	0	0	2	0	0	1	70-30	1-1	0	4.76	-

CAREER-HIGHS

IP: 2.1 vs. ILLINOIS, 4/9/22

SO: 6 vs. ILLINOIS, 4/9/22

BB: 3, 2X, LAST vs. ILLINOIS, 4/9/22

SEASON HIGHLIGHTS

- Is 1-1 with a 4.76 ERA in eight appearances (one start) spanning 11 1/3 innings... has 21 strikeouts (to 13 walks)... notched his first win in his first career start, tossing two shutout innings and fanning two against Western Illinois (4/26)... pitched two scoreless innings, fanning two in the series finale against Minnesota (4/17)... against struck out four in two innings in road win at Milwaukee (4/12)... logged a career-best 2 1/3 innings against Illinois (4/9), striking out six (to three walks) without allowing a hit... struck out the side as part of the combined shutout victory over Cornell College (3/2)... made Hawkeye debut against Air Force (2/18).
- Transfer from Iowa Central CC... went 2-1 with a 2.08 ERA in six appearances, including four starts.

CAREER STATS

YEAR	ERA	W-L	APP	GS	CG	SHO	SV	IP	H	R	ER	BB	SO
2022	4.76	1-1	8	1	0	0/1	0	11.1	6	6	6	13	21
TOTALS	4.76	1-1	8	1	0	0/1	0	11.1	6	6	6	13	21



STARTING LINEUPS BY GAME

Date	Opp.	C	1B	2B	3B	SS	LF	CF	RF	DH
2/18	vs. Air Force	McCleary	Williams	Sher	Nelson	Seegers	Frazier	Huckstorf	Anthony	Snep
2/19	vs. Ball State	McCleary	Williams	Sher	Nelson	Seegers	Frazier	Huckstorf	Anthony	Snep
2/20	vs. Bucknell	McCleary	Williams	Sher	Hojnar	Seegers	Frazier	Peterson	Anthony	Snep
2/25	vs. Pepperdine	McCleary	Williams	Sher	Hojnar	Seegers	Frazier	Huckstorf	Anthony	Snep
2/26	at TAMUCC	McCleary	Williams	Sher	Nelson	Seegers	Frazier	Huckstorf	Anthony	Mangano
2/27	vs. Wich. St.	Moss	Williams	Sher	Hojnar	Seegers	Frazier	Huckstorf	Anthony	Snep
3/1	Loras	McCleary	Williams	Sher	Hojnar	Seegers	Peterson	Huckstorf	Anthony	Snep
3/2	Cornell	Tallman	Williams	Wilmes	Nelson	Sher	Nigut	Petersen	Frazier	Anthony
3/4	vs. Wich. St.	McCleary	Williams	Sher	Hojnar	Seegers	Frazier	Huckstorf	Anthony	Mangano
3/5	vs. TAMU	Tallman	Williams	Nelson	Hojnar	Seegers	Frazier	Huckstorf	Anthony	Mangano
3/6	vs. WAZU	McCleary	Williams	Wilmes	Sher	Seegers	Petersen	Huckstorf	Frazier	Anthony
3/11	at UC Irvine	Tallman	Williams	Fullard	Sher	Seegers	Petersen	Huckstorf	Anthony	Mangano
3/12	at UC Irvine	McCleary	Williams	Hojnar	Sher	Seegers	Frazier	Petersen	Anthony	Snep
3/13	at UC Irvine	Moss	Williams	Hojnar	Sher	Seegers	Frazier	Huckstorf	Anthony	Mangano
3/15	at SDSU	McCleary	Williams	Wilmes	Hojnar	Seegers	Frazier	Huckstorf	Anthony	Mangano
3/19	Texas Tech	McCleary	Williams	Hojnar	Sher	Seegers	Mangano	Huckstorf	Anthony	Snep
3/20	Texas Tech	Tallman	Williams	Wilmes	Nelson	Seegers	Frazier	Huckstorf	Anthony	Snep
3/21	St. Thomas	McCleary	Hojnar	Wilmes	Nelson	Seegers	Petersen	Huckstorf	Anthony	Mulflur
3/25	C. Michigan	Tallman	Williams	Hojnar	Nelson	Seegers	Petersen	Huckstorf	Frazier	Anthony
3/26	C. Michigan	McCleary	Williams	Hojnar	Nelson	Seegers	Petersen	Huckstorf	Frazier	Anthony
3/27	C. Michigan	Tallman	Williams	Hojnar	Nelson	Seegers	Petersen	Huckstorf	Anthony	Mangano
4/2	Michigan	Tallman	Williams	Hojnar	Nelson	Seegers	Petersen	Huckstorf	Anthony	Snep
4/2	Michigan	Moss	Williams	Fullard	Nelson	Seegers	Petersen	Huckstorf	Anthony	Snep
4/3	Michigan	Tallman	Williams	Hojnar	Sher	Seegers	Petersen	Huckstorf	Anthony	Fullard
4/6	Bradley	Tallman	Williams	Sher	Nelson	Seegers	Petersen	Huckstorf	Anthony	Fullard
4/9	Illinois	Tallman	Williams	Sher	Nelson	Seegers	Petersen	Huckstorf	Anthony	Fullard
4/9	Illinois	McCleary	Williams	Fullard	Sher	Seegers	Petersen	Huckstorf	Anthony	Mangano
4/10	Illinois	Tallman	Williams	Fullard	Wilmes	Seegers	Petersen	Huckstorf	Anthony	Mangano
4/12	at Milwaukee	Tallman	Williams	Fullard	Wilmes	Seegers	Petersen	Huckstorf	Anthony	Mulflur
4/15	Minnesota	Tallman	Williams	Fullard	Wilmes	Seegers	Petersen	Huckstorf	Anthony	Mulflur
4/16	Minnesota	Tallman	Williams	Fullard	Wood	Seegers	Petersen	Huckstorf	Frazier	Mulflur
4/17	Minnesota	Tallman	Williams	Fullard	Wilmes	Seegers	Petersen	Huckstorf	Mulflur	McCleary
4/19	Bradley	Tallman	Williams	Fullard	Wilmes	Seegers	Petersen	Huckstorf	Anthony	Mulflur
4/22	at Rutgers	Tallman	Williams	Fullard	Sher	Seegers	Petersen	Huckstorf	Anthony	Mulflur
4/23	at Rutgers	Tallman	Williams	Fullard	Sher	Seegers	Petersen	Huckstorf	Mulflur	Anthony
4/24	at Rutgers	Tallman	Williams	Fullard	Sher	Seegers	Petersen	Huckstorf	Mulflur	Anthony
4/26	W. Illinois	McCleary	Williams	Fullard	Sher	Seegers	Petersen	Huckstorf	Mulflur	Anthony

PINCH-HITTING BREAKDOWN

Player	Avg.	AB-H-RBI	2B-3B-HR	BB-HBP-SO
Brayden Frazier	.000	0-0-0	0-0-0	1-0-0
DJ Heck	.000	4-0-1	0-0-0	0-0-2
Sam Hojnar	.500	4-2-0	0-0-0	0-0-0
Kyle Huckstorf	.000	1-0-0	0-0-0	0-0-0
Sam Link	.000	1-0-0	0-0-0	0-0-0
Anthony Mangano	.333	12-4-2	1-0-0	0-1-4
Brett McCleary	.250	4-1-0	0-0-0	2-0-1
Cade Moss	.000	0-0-0	0-0-0	1-0-0
Will Mulflur	.300	10-3-0	0-0-0	1-0-6
Alec Nigut	.000	3-0-0	0-0-0	2-0-1
Andy Nelson	.500	2-1-0	0-0-0	0-0-0
Sam Petersen	.000	4-0-0	0-0-0	1-0-3
Brendan Sher	.000	0-0-0	0-0-0	1-0-0
Ty Snep	.333	3-1-0	0-0-0	0-0-0
Ben Tallman	.000	1-0-0	0-0-0	0-0-1
Mitch Wood	.000	2-0-0	0-0-0	0-0-0

STARTING LINEUPS - BATTING ORDER

- Seegers (35), Petersen (1), Huckstorf (1)
- Williams (25), Petersen (6), Mangano (4), Hojnar (1), Huckstorf (1)
- Anthony (22), Williams (11), Snep (3), Fullard (2)
- Anthony (14), Hojnar (8), Fullard (4), Tallman (4), Mulflur (4), Snep (2), Frazier (1), Sher (1)
- Fullard (9), Frazier (5), Hojnar (5), Nelson (4), Snep (4), Mangano (3), McCleary (2), Petersen (2), Mulflur (2)
- Nelson (8), Frazier (6), Petersen (4), Huckstorf (4), Tallman (3), Mangano (3), Mulflur (3), Snep (2), Hojnar (2), McCleary (2), Sher (1)
- Huckstorf (11), Petersen (10), McCleary (5), Sher (5), Nelson (2), Frazier (2), Nigut (1), Fullard (1)
- Tallman (13), Sher (9), McCleary (7), Huckstorf (3), Moss (1), Mulflur (1), Frazier (1), Wood (1), Petersen (1)
- Huckstorf (14), Wilmes (10), Sher (6), Peterson (2), Moss (2), Frazier (2), Seegers (1)

CAREER MULTI-HIT GAMES

Player	2018	2019	2020	2021	2022	Total
Keaton Anthony	--	--	--	--	15	15
Izaya Fullard	--	14	7	14	9	44
Brayden Frazier	--	--	--	7	1	8
Sam Hojnar	--	--	--	--	4	4
Kyle Huckstorf	--	--	--	--	4	4
Anthony Mangano	--	--	--	--	1	1
Will Mulflur	--	--	--	--	3	3
Brett McCleary	1	1	--	3	2	7
Dylan Nedved	--	--	4	10	--	14
Andy Nelson	--	--	--	--	3	3
Sam Petersen	--	--	--	--	8	8
Michael Seegers	--	--	--	1	14	15
Andy Nelson	--	--	--	--	3	3
Brendan Sher	--	4	2	3	4	13
Tyler Snep	--	--	--	2	1	3
Ben Tallman	--	--	--	--	6	6
Peyton Williams	--	--	4	8	14	26
Ben Wilmes	--	--	--	--	1	1

CAREER MULTI-RBI GAMES

Player	2018	2019	2020	2021	2022	Total
Keaton Anthony	--	--	--	--	8	8
Brayden Frazier	--	--	2	5	3	10
Izaya Fullard	--	7	6	5	2	20
Sam Hojnar	--	--	--	--	1	1
Kyle Huckstorf	--	--	--	--	3	3
Sam Link	--	--	1	--	--	1
Brett McCleary	1	--	--	3	2	6
Will Mulflur	--	--	--	--	4	4
Dylan Nedved	--	--	2	4	--	6
Andy Nelson	--	--	--	--	1	1
Sam Petersen	--	--	--	--	5	5
Michael Seegers	--	--	--	--	6	6
Brendan Sher	--	--	1	3	3	7
Tyler Snep	--	--	--	2	--	2
Ben Tallman	--	--	--	--	2	2
Peyton Williams	--	--	6	8	7	21
Ben Wilmes	--	--	--	--	2	2

HITTING/ON-BASE STREAKS

Player	Hitting	Career	On-Base	Career
Keaton Anthony	3	11	18	18
Brayden Frazier	--	3	--	6
Izaya Fullard	--	12	15	27
DJ Heck	--	--	--	1
Sam Hojnar	--	3	1	5
Kyle Huckstorf	1	6	1	12
Sam Link	--	1	--	1
Anthony Mangano	1	5	2	5
Brett McCleary	--	5	1	7
Cade Moss	1	1	1	2
Will Mulflur	3	3	10	10
Dylan Nedved	--	5	--	14
Andy Nelson	--	5	--	6
Alec Nigut	--	--	1	3
Sam Petersen	3	5	3	8
Michael Seegers	7	7	7	16
Brendan Sher	--	6	9	9
Ty Snep	1	3	2	7
Ben Tallman	--	5	--	7
Peyton Williams	6	14	17	19
Ben Wilmes	--	3	--	12



STARTING PITCHERS

Pitcher	Date	Opp.	Dec.	IP	H	R	ER	BB	SO	NP	Score	Final
Mazur	2/18	Air Force	W	6.0	1	1	1	0	9	82	8-1	12-2
Schultz	2/19	Ball State	ND	4.0	2	1	1	3	9	81	3-1	11-1
Morgan	2/20	Bucknell	ND	4.0	1	0	0	3	6	71	1-0	3-0
Mazur	2/25	Pepperdine	W	7.2	3	0	0	2	9	93	3-0	3-1
Schultz	2/26	TAMUCC	ND	5.0	2	1	1	0	7	65	1-1	1-2
Morgan	2/27	Wichita State	ND	3.2	3	5	5	5	6	96	4-4	7-8
Simpson	3/1	Loras College	L	3.0	5	3	2	1	4	49	0-3	1-3
Davitt	3/2	Cornell C.	W	3.0	1	0	0	1	6	54	5-0	8-0
Mazur	3/4	Wichita State	ND	5.2	5	4	4	1	3	83	4-4	4-6
Baumann	3/5	Texas A&M	ND	0.1	0	0	0	3	0	18	0-0	3-7
Morgan	3/6	WAZZU	ND	2.1	5	3	3	2	1	49	0-3	6-5
Mazur	3/11	at UC Irvine	ND	4.2	4	3	3	4	7	94	3-3	6-7
Nedved	3/12	at UC Irvine	L	7.0	4	2	2	2	4	94	1-2	1-2
Langenberg	3/13	at UC Irvine	W	5.0	7	2	2	2	2	87	9-2	12-10
Davitt	3/15	at San Diego St.	W	2.0	1	0	0	1	5	38	6-0	6-4
Mazur	3/19	Texas Tech	L	4.0	4	6	4	4	5	99	1-6	3-11
Langenberg	3/20	Texas Tech	ND	5.0	3	1	1	2	10	91	1-1	6-3
Davitt	3/21	St. Thomas	ND	3.0	4	1	1	0	4	41	2-1	6-5
Mazur	3/25	C. Michigan	ND	5.0	1	3	2	4	5	92	3-1	7-4
Nedved	3/26	C. Michigan	L	3.0	4	7	7	3	4	66	0-4	1-10
Langenberg	3/27	C. Michigan	ND	4.0	5	1	1	2	7	80	2-1	4-2
Nedved	4/2	Michigan	W	7.0	4	2	2	2	4	103	8-0	8-2
Mazur	4/2	Michigan	L	7.0	3	2	2	3	4	90	0-2	0-2
Langenberg	4/3	Michigan	W	5.2	5	0	0	2	11	107	7-0	10-3
Baumann	4/6	Bradley	ND	1.0	3	4	4	2	1	29	0-4	9-8
Nedved	4/9	Illinois	W	5.0	3	1	1	3	6	92	3-1	4-2
Mazur	4/9	Illinois	ND	6.0	3	1	1	2	9	94	4-1	5-7
Langenberg	4/10	Illinois	ND	6.1	6	4	4	2	6	91	2-4	5-9
Schultz	4/12	at Milwaukee	W	1.0	0	0	0	0	0	5	6-0	16-2
Mazur	4/15	Minnesota	W	8.0	6	3	1	0	11	98	9-3	9-3
Schultz	4/16	Minnesota	ND	4.2	4	1	1	2	5	61	0-1	2-1
Langenberg	4/17	Minnesota	ND	3.0	6	3	3	1	2	56	0-3	9-3
Llewellyn	4/19	Bradley	ND	1.0	0	2	2	3	1	27	1-0	15-8
Mazur	4/22	at Rutgers	W	8.0	6	1	1	0	11	102	4-1	4-1
Schultz	4/23	at Rutgers	W	8.0	2	0	0	1	6	85	12-0	12-2
Langenberg	4/24	at Rutgers	L	1.0	3	4	4	1	1	35	1-4	4-10
DeTaeye	4/26	W. Illinois	W	2.0	2	0	0	0	2	25	1-0	11-1

STARTING PITCHER RECORDS

Pitcher	2022	Career
Cam Baumann	0-0	9-9
Ben Beutel	--	0-0
Duncan Davitt	2-0	5-2
Benjamin DeTaeye	1-0	1-0
Ty Langenberg	2-1	2-1
Luke Llewellyn	0-0	0-0
Adam Mazur	4-2	4-2
Marcus Morgan	0-0	0-0
Dylan Nedved	2-2	2-2
Connor Schultz	2-0	2-0
Jared Simpson	0-1	0-1

STARTING PITCHER STATS

Pitcher	Starts	IP	W-L	R-ER	BB-K	ERA	B/AVG.
Cam Baumann	2	1.1	0-0	4-4	5-1	27.00	.429
Duncan Davitt	3	8.0	2-0	1-1	2-15	1.12	.207
Benjamin DeTaeye	1	2.0	1-0	0-0	0-2	0.00	.286
Ty Langenberg	7	30.0	2-1	15-15	12-39	4.50	.287
Luke Llewellyn	1	1.0	0-0	2-2	3-1	18.00	.000
Adam Mazur	10	62.0	4-2	24-19	20-73	2.76	.163
Marcus Morgan	3	10.0	0-0	8-8	10-13	7.20	.243
Dylan Nedved	4	22.0	2-2	12-12	12-21	4.91	.200
Connor Schultz	5	22.2	2-0	3-3	6-27	1.19	.132
Jared Simpson	1	3.0	0-1	3-2	1-4	6.00	.357
TOTALS	37	162.0	13-6	72-66	71-196	3.67	.205

RUN SUPPORT

	Starts	Total Runs	Avg.
Cam Baumann	2	12	6.0
High: 9 at Bradley, 4/6/22			
Low: 3 vs. Texas A&M, 3/5/22			
Duncan Davitt	3	20	6.7
High: 8 vs. Cornell College, 3/2/22			
Low: 6, 2X, last vs. St. Thomas, 3/21/22			
Benjamin DeTaeye	1	11	11.0
High: 11 vs. Western Illinois, 4/26/22			
Low: 11 vs. Western Illinois, 4/26/22			
Ty Langenberg	7	50	7.1
High: 12 at UC Irvine, 3/13/22			
Low: 4, 2X, last at Rutgers, 4/24/22			
Luke Llewellyn	1	15	15.0
High: 15 vs. Bradley, 4/19/22			
Low: 15 vs. Bradley, 4/19/22			
Adam Mazur	10	55	5.5
High: 12 vs. Air Force, 2/18/22			
Low: 2 at Michigan, 4/2/22			
Marcus Morgan	3	15	5.0
High: 7 vs. Wichita State, 2/27/22			
Low: 3 vs. Bucknell, 2/20/22			
Dylan Nedved	4	14	3.5
High: 8 at Michigan, 4/2/22			
Low: 1, 2X, last vs. Central Michigan, 3/26/22			
Connor Schultz	5	42	8.4
High: 12 at Rutgers, 4/23/22			
Low: 1 at Texas A&M Corpus Christi, 2/26/22			
Jared Simpson	1	1	1.0
High: 1 vs. Loras College, 3/1/22			
Low: 1 vs. Loras College, 3/1/22			



BULLPEN STATISTICS

Pitcher	W-L-S	App.	ERA	IP	H	R	ER	BB	K	B/Avg.
Keaton Anthony	0-0-0	1	0.00	2.0	0	0	0	1	4	.000
Cam Baumann	0-0-0	6	3.86	7.0	9	6	3	5	19	.273
Ben Beutel	2-0-1	18	2.00	18.0	12	4	4	2	25	.222
Brody Brecht	1-2-0	13	2.37	19.0	9	11	5	18	36	.132
Will Christophersen	0-2-0	10	5.56	11.1	9	10	7	5	18	.200
Duncan Davitt	1-1-1	9	4.85	13.0	9	8	7	6	21	.188
Casey Day	0-0-2	8	3.18	5.2	3	3	2	6	7	.158
Benjamin DeTaeye	0-1-0	7	5.79	9.1	4	6	6	13	19	.129
Jacob Henderson	1-0-1	16	4.66	9.2	12	6	5	2	15	.324
Tyson James	0-0-0	2	0.00	1.2	0	0	0	5	3	.000
Ty Langenberg	2-0-0	2	1.93	9.1	5	2	2	1	12	.161
Luke Llewellyn	1-1-3	10	0.90	10.0	5	3	1	8	8	.152
Marcus Morgan	0-0-0	7	8.44	5.1	8	7	5	11	13	.320
Dylan Nedved	2-0-3	9	2.62	24.0	13	9	7	7	28	.160
Connor Schultz	0-0-0	5	3.86	9.1	3	5	4	7	9	.103
Jared Simpson	0-0-0	9	2.00	9.0	5	2	2	10	16	.161
Chas Wheatley	1-0-0	6	4.05	6.2	6	3	3	4	4	.250
TOTALS	11-7-11	37	3.33	170.1	112	85	63	111	248	.187

BULLPEN STATISTICS

Opponent	Date	W-L-S	Pitchers	Inn.	H	R-ER	BB-SO
vs. Air Force	2/18	0-0-0	Baumann, DeTaeye, Henderson	3.0	0	1-1	3-5
vs. Ball State	2/19	1-0-0	Brecht, Christophersen	5.0	0	0-0	3-11
vs. Bucknell	2/20	1-0-1	Langenberg, Nedved	5.0	2	0-0	1-6
vs. Pepperdine	2/25	0-0-1	Nedved	1.1	1	1-1	1-2
at TAMUCC	2/26	0-1-0	Baumann, Christophersen, Beutel, Day, Davitt	5.1	3	1-1	2-9
vs. Wichita St.	2/27	0-1-0	Brecht, Nedved	4.1	4	3-3	4-5
Loras College	3/1	0-0-0	Llewellyn, Beutel, Henderson, Day	6.0	2	0-0	2-8
Cornell Coll.	3/2	0-0-0	Wheatley, James, DeTaeye, Brecht, Anthony	6.0	1	0-0	4-13
vs. Wichita St.	3/4	0-1-0	Christophersen, Henderson, Beutel	3.1	6	2-2	0-3
vs. Texas A&M	3/5	0-1-0	Nedved, Brecht, Beutel, Henderson, Wheatley	7.2	7	7-2	5-11
vs. WAZZU	3/6	1-0-1	Langenberg, Day	6.2	3	2-2	2-8
at UC Irvine	3/11	0-1-0	Christophersen, Henderson, Davitt	3.1	1	4-3	2-6
at UC Irvine	3/12	0-0-0	Beutel	1.0	1	0-0	0-1
at UC Irvine	3/13	0-0-1	Schultz, Baumann, Beutel, Henderson, Llewellyn	4.0	5	8-6	5-7
at San Diego St.	3/15	0-0-1	Simpson, Morgan, Wheatley, Beutel, DeTaeye, Brecht, Henderson, Llewellyn, Day	7.0	8	4-3	6-15
Texas Tech	3/19	0-0-0	Schultz, DeTaeye, Simpson	5.0	4	5-4	4-7
Texas Tech	3/20	1-0-0	Nedved	4.0	1	2-2	0-7
St. Thomas	3/21	1-0-1	Morgan, Brecht, Beutel, Day, Llewellyn	6.0	5	4-3	1-9
C. Michigan	3/25	1-0-1	Beutel, Simpson, Henderson, Day, Llewellyn	4.0	4	1-1	2-4
C. Michigan	3/26	0-0-0	Schultz, Morgan, Baumann, Brecht	6.0	4	3-0	8-8
C. Michigan	3/27	1-0-1	Davitt, Beutel, Day, Llewellyn, Henderson	5.0	0	1-1	6-7
Michigan	4/2	0-0-0	Simpson, Christophersen	2.0	1	0-0	0-4
Michigan	4/2	0-0-0	Beutel	1.0	0	0-0	0-1
Michigan	4/3	0-0-0	Davitt, Beutel, Llewellyn	3.1	2	3-3	1-5
Bradley	4/6	1-0-0	Henderson, Morgan, Simpson, Brecht, Schultz Christophersen, Beutel, Llewellyn, Davitt	10.0	6	4-4	6-17
Illinois	4/9	0-0-1	Schultz, Beutel	4.0	2	1-1	1-4
Illinois	4/9	0-1-0	Davitt, Simpson, Christophersen, Brecht, Beutel Llewellyn, Henderson, DeTaeye, Morgan	7.0	5	6-5	9-13
Illinois	4/10	0-1-0	Davitt, Llewellyn, Christophersen, Day, Henderson	2.2	3	5-0	5-3
at Milwaukee	4/12	0-0-0	Wheatley, Simpson, Morgan, Henderson DeTaeye, Baumann, James, Brecht	8.0	2	2-2	10-12
Minnesota	4/15	0-0-0	Nedved	1.0	1	0-0	0-2
Minnesota	4/16	1-0-1	Beutel, Davitt	4.1	1	0-0	1-7
Minnesota	4/17	1-0-0	DeTaeye, Nedved	6.0	2	0-0	4-5
Bradley	4/19	1-0-0	Henderson, Simpson, Wheatley, Baumann, Christophersen, Beutel, Morgan, Brecht	8.0	7	6-6	5-7
at Rutgers	4/22	0-0-1	Nedved	1.0	0	0-0	0-1
at Rutgers	4/23	0-0-0	Henderson	1.0	2	2-2	1-1
at Rutgers	4/24	0-0-0	Davitt, Nedved, Brecht	7.0	10	6-5	2-6
W. Illinois	4/26	0-0-0	Wheatley, Henderson, Simpson, Christophersen, Beutel, Brecht	5.0	6	1-1	4-5

SAVE OPPORTUNITIES

Pitcher	2022	Career
Ben Beutel	1/2	1/2
Will Christophersen	0/1	0/1
Duncan Davitt	1/1	1/1
Casey Day	2/2	1/1
Luke Llewellyn	3/4	3/4
Dylan Nedved	3/3	12/13
Jacob Henderson	1/1	1/1

INHERITED RUNNERS

Pitcher	2022	Career
Keaton Anthony	0/0	0/0
Cam Baumann	1/1	19/7
Ben Beutel	28/10	36/13
Brody Brecht	10/3	10/3
Will Christophersen	9/4	9/4
Duncan Davitt	5/1	7/3
Casey Day	5/2	5/2
Benjamin DeTaeye	2/1	2/1
Jacob Henderson	29/13	41/19
Tyson James	0/0	5/2
Ty Langenberg	2/0	2/2
Luke Llewellyn	8/1	8/1
Marcus Morgan	2/2	2/2
Dylan Nedved	9/1	37/10
Connor Schultz	1/1	1/1
Jared Simpson	6/3	6/3
Chas Wheatley	0/0	0/0



2022 IOWA BASEBALL OVERALL STATISTICS

Record: 24-13 Home: 11-5 Away: 8-5 Neutral: 5-3 Big Ten: 8-4

Player	avg	gp-gs	ab	r	h	2b	3b	hr	rbi	tb	slg%	bb	hp	so	gdp	ob%	sf	sh	sb-att	po	a	e	fld%
Peyton Williams	.374	36-36	139	38	52	15	2	9	31	98	.705	25	9	22	3	.494	1	0	3-3	234	28	5	.981
Keaton Anthony	.353	35-35	133	30	47	17	0	7	35	85	.639	18	5	26	3	.440	3	0	0-0	25	1	0	1.000
Michael Seegers	.303	36-36	152	28	46	4	1	1	25	55	.362	17	5	34	0	.384	3	2	4-7	52	63	2	.983
Kyle Huckstorf	.244	36-34	119	21	29	4	2	0	15	37	.311	13	7	39	2	.350	1	2	8-10	63	2	2	.970
Will Mulflur	.340	24-10	47	9	16	3	1	2	11	27	.574	9	2	14	0	.458	1	0	2-2	13	0	0	1.000
Izaya Fullard	.317	16-16	63	13	20	3	0	1	8	26	.413	10	2	9	2	.427	0	0	1-2	18	29	2	.959
Ben Tallman	.290	26-19	62	14	18	4	0	1	11	25	.403	12	2	27	1	.416	1	0	0-0	220	8	0	1.000
Sam Petersen	.284	33-26	102	20	29	4	0	3	21	42	.412	12	5	27	1	.380	2	2	1-2	42	0	0	1.000
Andy Nelson	.259	17-14	54	10	14	4	0	1	4	21	.389	4	0	22	0	.310	0	1	2-2	9	21	4	.882
Anthony Mangano	.255	26-10	51	6	13	3	2	0	4	20	.392	6	2	23	0	.350	1	0	1-1	1	0	0	1.000
Sam Hojnar	.254	23-16	59	6	15	5	0	0	4	20	.339	8	4	14	0	.375	1	0	1-2	20	18	1	.974
Ben Wilmes	.250	19-10	32	9	8	1	0	0	6	9	.281	10	1	8	0	.442	0	2	2-2	6	17	3	.885
Brendan Sher	.237	30-22	76	8	18	3	0	3	14	30	.395	11	4	20	0	.355	2	2	3-4	22	39	2	.968
Ty Snep	.235	14-11	34	3	8	0	0	0	3	8	.235	4	0	11	1	.308	1	0	0-0	0	0	0	.000
Brayden Frazier	.179	31-17	67	8	12	4	0	1	11	19	.284	3	2	24	0	.236	0	0	1-3	33	0	1	.971
Brett McCleary	.179	24-16	56	5	10	1	0	1	7	14	.250	9	0	17	1	.288	1	0	0-1	155	12	3	.982
Cade Moss	.063	15-3	16	1	1	0	0	0	0	1	.063	2	2	6	1	.250	0	0	1-1	64	5	2	.972
Mitch Wood	.000	6-1	11	1	0	0	0	0	0	0	.000	0	0	3	2	.000	0	0	1-1	2	2	0	1.000
Alec Nigut	.000	11-1	5	4	0	0	0	0	0	0	.000	5	0	3	0	.500	0	0	2-2	1	0	0	1.000
DJ Heck	.000	4-0	4	0	0	0	0	0	1	0	.000	0	0	2	0	.000	0	0	0-0	0	0	0	.000
Sam Link	.000	1-0	3	0	0	0	0	0	0	0	.000	0	0	1	0	.000	0	0	0-0	0	0	0	.000
Dylan Nedved	.000	1-0	0	0	0	0	0	0	0	0	.000	0	0	0	0	.000	0	0	0-0	3	7	0	1.000
Totals	.277	37	1285	234	356	75	8	30	211	537	.418	178	52	352	17	.382	18	11	33-45	997	300	35	.974
Opponents	.196	37	1191	157	233	43	8	15	132	337	.283	182	39	444	17	.320	8	17	28-34	975	326	46	.966

LOB - Team (335), Opp (284). DPs turned - Team (19), Opp (22). CI - Team (1), McCleary 1. IBB - Team (4), Williams 2, Anthony 1, Fullard 1, Opp (8). Picked off - Seegers 2, Frazier 1, Huckstorf 1, Williams 1.

(All games Sorted by Earned run avg)

Player	era	w-l	app	gs	cg	sho	sv	ip	h	r	er	bb	so	2b	3b	hr	b/avg	wp	hp	bk	sfa	sha
Adam Mazur	2.76	4-2	10	10	0	0/0	0	62.0	36	24	19	20	73	9	2	4	.163	4	3	0	0	1
Dylan Nedved	3.72	4-2	13	4	0	0/1	3	46.0	28	21	19	19	49	3	1	3	.179	4	10	0	1	4
Ty Langenberg	3.89	4-1	9	7	0	0/1	0	39.1	40	17	17	13	51	12	0	3	.261	5	5	0	2	1
Keaton Anthony	0.00	0-0	1	0	0	0/1	0	2.0	0	0	0	1	4	0	0	0	.000	0	0	0	0	0
Tyson James	0.00	0-0	2	0	0	0/1	0	1.2	0	0	0	5	3	0	0	0	.000	2	0	0	0	0
Connor Schultz	1.97	2-0	10	5	0	0/0	0	32.0	13	8	7	13	36	0	1	2	.124	1	1	1	2	2
Ben Beutel	2.00	2-0	18	0	0	0/0	1	18.0	12	4	4	2	25	3	0	0	.222	2	2	2	3	1
Brody Brecht	2.37	1-2	13	0	0	0/1	0	19.0	9	11	5	18	36	0	0	0	.132	6	2	4	0	1
Luke Llewellyn	2.45	1-1	11	1	0	0/0	3	11.0	5	5	3	11	9	0	0	0	.139	0	1	0	0	3
Jared Simpson	3.00	0-1	10	1	0	0/0	0	12.0	10	5	4	11	20	1	0	0	.222	2	0	0	0	1
Casey Day	3.18	0-0	8	0	0	0/0	2	5.2	3	3	2	6	7	2	0	0	.158	4	2	0	0	0
Duncan Davitt	3.43	3-1	12	3	0	0/1	1	21.0	15	9	8	8	36	3	1	0	.195	3	2	0	0	0
Chas Wheatley	4.05	1-0	6	0	0	0/1	0	6.2	6	3	3	4	4	2	0	0	.250	2	0	0	0	0
Jacob Henderson	4.66	1-0	16	0	0	0/0	1	9.2	12	6	5	2	15	1	1	1	.324	2	2	0	0	2
Benjamin DeTaeye	4.76	1-1	8	1	0	0/1	0	11.1	6	6	6	13	21	3	0	0	.158	2	0	0	0	0
Will Christophersen	5.56	0-2	10	0	0	0/0	0	11.1	9	10	7	5	18	1	1	0	.200	2	3	1	0	1
Cam Baumann	7.56	0-0	8	2	0	0/0	0	8.1	12	10	7	10	11	3	0	0	.300	5	2	0	0	0
Marcus Morgan	7.63	0-0	10	3	0	0/1	0	15.1	17	15	13	21	26	0	1	2	.274	7	4	0	0	0
Totals	3.49	24-13	37	37	0	2/2	11	332.1	233	157	129	182	444	43	8	15	.196	53	39	8	8	17
Opponents	5.93	13-24	37	37	0	1/1	5	325.0	356	234	214	178	352	75	8	30	.277	59	52	6	18	11

PB - Team (9), Tallman 5, McCleary 2, Moss 2, Opp (6). Pickoffs - Team (9), Beutel 6, DeTaeye 1, Nedved 1, Mazur 1, Opp (5). SBA/ATT - McCleary (17-19), Nedved (4-7), Schultz (6-6), Moss (5-6), Tallman (6-6), Llewellyn (4-4), Christophers (3-3), Morgan (3-3), Brecht (2-2), Simpson (2-2), Mazur (1-2), Henderson (1-1), Day (1-1), Davitt (1-1), DeTaeye (0-1), Beutel (0-1).

2022 IOWA BASEBALL OVERALL STATISTICS

Record: 8-4 Home: 4-2 Away: 4-2 Big Ten: 8-4

Player	avg	gp-gs	ab	r	h	2b	3b	hr	rbi	tb	slg%	bb	hp	so	gdp	ob%	sf	sh	sb-att	po	a	e	fld%
Keaton Anthony	.378	10-10	45	7	17	5	0	3	13	31	.689	3	0	5	2	.408	1	0	0-0	5	0	0	1.000
Izaya Fullard	.348	11-11	46	8	16	3	0	1	8	22	.478	5	1	7	2	.423	0	0	0-1	12	20	2	.941
Peyton Williams	.326	12-12	43	10	14	3	0	3	9	26	.605	13	3	7	0	.500	1	0	0-0	92	7	1	.990
Michael Seegers	.306	12-12	49	10	15	1	0	0	7	16	.327	6	3	14	0	.407	1	1	1-2	16	20	0	1.000
Sam Petersen	.271	12-12	48	9	13	1	0	1	7	17	.354	2	4	13	1	.345	1	1	0-1	25	0	0	1.000
Kyle Huckstorf	.167	12-12	42	3	7	0	1	0	2	9	.214	5	1	19	2	.271	0	1	0-1	31	2	0	1.000

Brendan Sher	.353	9-6	17	3	6	2	0	2	4	14	.824	4	1	3	0	.500	0	0	1-1	1	12	0	1.000
Ben Tallman	.314	12-10	35	7	11	2	0	1	8	16	.457	4	2	15	0	.415	0	0	0-0	108	4	0	1.000
Ben Wilmes	.308	7-3	13	5	4	1	0	0	3	5	.385	3	1	4	0	.471	0	0	1-1	3	3	2	.750
Will Mulflur	.250	9-6	24	4	6	1	1	0	4	9	.375	3	2	6	0	.367	1	0	2-2	6	0	0	1.000
Ty Snep	.250	2-2	4	1	1	0	0	0	0	1	.250	2	0	1	0	.500	0	0	0-0	0	0	0	.000
Cade Moss	.250	3-1	4	0	1	0	0	0	0	1	.250	0	0	3	0	.250	0	0	0-0	11	1	0	1.000
Anthony Mangano	.222	6-2	9	0	2	0	0	0	0	2	.222	2	1	4	0	.417	0	0	0-0	0	0	0	.000
Brett McCleary	.182	5-2	11	1	2	0	0	0	0	2	.182	2	0	4	1	.308	0	0	0-0	11	0	1	.917
Andy Nelson	.071	4-3	14	2	1	1	0	0	0	2	.143	0	0	5	0	.071	0	0	0-0	2	7	0	1.000
Sam Hojnar	.000	3-2	8	0	0	0	0	0	0	0	.000	3	0	1	0	.273	0	0	0-0	0	2	0	1.000
Brayden Frazier	.000	9-1	7	1	0	0	0	0	0	0	.000	0	0	3	0	.000	0	0	0-0	3	0	0	1.000
Mitch Wood	.000	2-1	5	0	0	0	0	0	0	0	.000	0	0	1	1	.000	0	0	0-0	1	2	0	1.000
Alec Nigut	.000	2-0	1	1	0	0	0	0	0	0	.000	0	0	0	0	.000	0	0	0-0	0	0	0	.000
Totals	.273	12	425	72	116	20	2	11	65	173	.407	57	19	115	9	.379	5	3	5-9	330	101	8	.982
Opponents	.201	12	398	45	80	20	3	4	39	118	.296	45	9	131	4	.295	3	6	5-5	324	121	17	.963

LOB - Team (113), Opp (87). DPs turned - Team (4), Opp (10). CI - Team (1), McCleary 1. IBB - Team (3), Williams 2, Fullard 1, Opp (5). Picked off - Williams 1, Frazier 1.

(Big Ten games only Sorted by Earned run avg)

Player	era	w-l	app	gs	cg	sho	sv	ip	h	r	er	bb	so	2b	3b	hr	b/avg	wp	hp	bk	sfa	sha
Connor Schultz	1.15	1-0	3	2	0	0/0	0	15.2	7	2	2	4	13	0	0	1	.135	0	0	0	0	0
Adam Mazur	1.55	2-1	4	4	0	0/0	0	29.0	18	7	5	5	35	5	1	1	.173	2	1	0	0	1
Dylan Nedved	2.45	3-0	6	2	0	0/0	1	22.0	14	6	6	10	20	1	1	1	.182	0	3	0	0	2
Ty Langenberg	6.19	1-1	4	4	0	0/0	0	16.0	20	11	11	6	20	8	0	1	.303	3	2	0	1	0

Luke Llewellyn	0.00	0-1	3	0	0	0/0	0	2.2	2	2	0	3	3	0	0	0	.250	0	0	0	0	2
Brody Brecht	0.00	0-0	2	0	0	0/0	0	2.0	1	1	0	3	5	0	0	0	.125	3	0	0	0	0
Will Christophersen	0.00	0-0	3	0	0	0/0	0	1.1	1	3	0	2	3	1	0	0	.167	0	1	0	0	0
Marcus Morgan	0.00	0-0	1	0	0	0/0	0	0.1	1	0	0	1	1	0	0	0	.500	0	1	0	0	0
Casey Day	0.00	0-0	1	0	0	0/0	0	0.0	0	0	0	2	0	0	0	0		0	0	0	0	0
Ben Beutel	1.35	1-0	5	0	0	0/0	1	6.2	5	1	1	0	9	0	0	0	.250	0	0	1	2	1
Benjamin DeTaeye	4.15	0-1	2	0	0	0/0	0	4.1	1	2	2	5	8	1	0	0	.071	1	0	0	0	0
Duncan Davitt	7.36	0-0	5	0	0	0/0	1	7.1	7	7	6	3	12	3	1	0	.241	2	1	0	0	0
Jared Simpson	9.00	0-0	2	0	0	0/0	0	1.0	1	1	1	0	1	0	0	0	.200	1	0	0	0	0
Jacob Henderson	10.80	0-0	3	0	0	0/0	0	1.2	2	2	2	1	1	1	0	0	.286	0	0	0	0	0
Totals	2.95	8-4	12	12	0	0/0	3	110.0	80	45	36	45	131	20	3	4	.201	12	9	1	3	6
Opponents	5.67	4-8	12	12	0	1/1	1	108.0	116	72	68	57	115	20	2	11	.273	18	19	1	5	3

PB - Team (5), Tallman 5, Opp (1). Pickoffs - Team (3), Beutel 2, Mazur 1, Opp (2). SBA/ATT - Tallman (4-4), Nedved (2-2), Schultz (2-2), Brecht (1-1), Moss (1-1).



2022 IOWA BASEBALL GAME SUMMARY

Score by innings	1	2	3	4	5	6	7	8	9	EX	Total
IOWA	29	20	29	24	23	39	34	25	9	2	234
Opponents	15	20	13	16	13	28	11	24	13	4	157

Record when ...

Overall	24-13	After 6 leading	20-1
Conference	8-4 trailing	3-10
Non-Conference	16-9 tied	1-2
Home games	11-5	After 7 leading	22-1
Away games	8-5 trailing	1-9
Neutral site	5-3 tied	0-3
Day games	22-10	After 8 leading	22-1
Night games	2-3 trailing	0-10
vs Left starter	8-3 tied	1-2
vs Right starter	16-10		
1-Run games	4-4	Hit 0 home runs	8-8
2-Run games	5-4	... 1 home run	9-3
5+Run games	11-3	... 2+ home runs	7-2
Extra innings	1-2		
Shutouts	2-1	Opponent 0 home runs	18-7
	 1 home run	5-4
Scoring 0-2 runs	1-5 2+ HRs	1-2
..... 3-5 runs	5-6		
..... 6-9 runs	10-2	Made 0 errors	15-1
..... 10+ runs	8-0 1 error	6-6
	 2+ errors	3-6
Opponent 0-2 runs	13-3		
..... 3-5 runs	8-1	Opp. made 0 errors	8-5
..... 6-9 runs	2-6 1 error	6-5
..... 10+ runs	1-3 2+ errors	10-3
Scored in 1st inning	10-3	Out-hit opponent	18-7
Opp. scored in 1st	6-4	Out-hit by opponent	3-4
Scores first	15-6	Hits are tied	3-2
Opp. scores first	9-7		

Record when team scores:

Runs	0	1	2	3	4	5	6	7	8	9	10+
W-L	0-1	0-4	1-0	2-2	3-2	0-2	4-1	1-1	2-0	3-0	8-0

Record when opponent scores:

Runs	0	1	2	3	4	5	6	7	8	9	10+
W-L	2-0	5-0	6-3	4-1	2-0	2-0	0-1	0-3	2-1	0-1	1-3

Record when leading after:

Inn.	1	2	3	4	5	6	7	8
W-L	9-2	11-3	16-5	19-4	19-3	20-1	22-1	22-1

Record when trailing after:

Inn.	1	2	3	4	5	6	7	8
W-L	5-4	8-6	5-7	4-7	3-6	3-10	1-9	0-10

Record when tied after:

Inn.	1	2	3	4	5	6	7	8
W-L	10-7	5-4	3-1	1-2	2-4	1-2	0-3	1-2

Current winning streak: 1
Longest winning streak: 7
Longest losing streak: 3

Home attendance : 12167 (15 dates avg = 811)
Away attendance : 29591 (21 dates avg = 1409)
Total attendance: 41758 (36 dates avg = 1159)

DEFICITS OVERCOME (11-4)

Trailed 1-0 through 3 innings vs. Air Force (2/18)..... W, 12-2
Trailed 1-0 through 3 innings at Texas A&M Corpus Christi (2/26) L, 1-2
Trailed 2-0 through 2 and 2-1 through 4 vs. Texas A&M (3/5) L, 3-7
Trailed 3-0 through 5.5 vs. Washington State (3/6)..... W, 6-5
Trailed 1-0 through 6 at UC Irvine (3/12)..... L, 1-2
Trailed 2-0 through 2 at UC Irvine (3/13)..... W, 12-10
Trailed 1-0 through 2.5 vs. Texas Tech (3/20)..... W, 6-3
Trailed 4-2 through 6.5 vs. St. Thomas (3/21)..... W, 6-5
Trailed 4-3 through 6.5 vs. Central Michigan (3/25)..... W, 7-4
Trailed 1-0 through 1, 6-4 through 7 at Bradley (4/6) W, 9-8 (11)
Trailed 4-2 through 6.5 vs. Illinois (4/10) L, 5-9
Trailed 2-0 through 0.5 vs. Minnesota (4/15) W, 9-3
Trailed 1-0 through 5.5 vs. Minnesota (4/16) W, 2-1
Trailed 3-0 through 7.5 vs. Minnesota (4/17) W, 9-3
Trailed 3-1 through 2.5 innings vs. Bradley (4/19) W, 15-8



2022 IOWA BASEBALL HITTING STATS

Date	Opponent	ab	r	h	rbi	2b	3b	hr	tb	bb	ibb	sb	cs	hbp	sac	sf	gdp	k	po	a	e	lob	avg
Feb 18	vs Air Force	41	12	15	10	3	0	2	24	8	0	3	2	0	0	0	0	16	27	6	1	10	.366
Feb 19	vs Ball State	36	11	13	11	4	0	2	23	8	0	0	0	2	0	0	0	11	27	3	0	11	.364
Feb 20	vs Bucknell	33	3	8	3	2	0	0	10	2	0	0	1	0	0	1	1	7	27	4	0	6	.327
Feb 25	vs Pepperdine	31	3	9	3	1	1	0	12	2	0	1	1	0	0	0	0	4	27	10	0	6	.319
Feb 26	at AM Corpus Christi	38	1	4	1	1	0	1	8	2	0	0	0	0	0	0	0	11	31	6	2	6	.274
Feb 27	vs Wichita State	32	7	8	5	4	0	1	15	4	0	1	0	6	0	1	0	11	24	9	1	9	.270
Mar 01	LORAS COLLEGE	35	1	9	1	0	0	0	9	4	0	1	0	1	1	0	0	6	27	8	2	13	.268
Mar 02	CORNELL COLLEGE	32	8	10	7	3	0	1	16	6	0	2	0	2	0	0	2	5	27	3	0	8	.273
Mar 04	vs Wichita State	36	4	11	4	3	0	1	17	0	0	1	0	2	0	1	0	10	27	14	0	8	.277
Mar 05	vs Texas A&M	34	3	9	3	2	1	0	13	1	0	0	1	1	1	0	1	13	24	10	4	7	.276
Mar 06	vs Washington State	31	6	8	5	2	0	1	13	6	0	0	1	2	0	0	0	11	27	9	0	9	.274
Mar 11	at UC Irvine	40	6	15	6	3	1	0	20	2	0	1	0	0	0	2	0	12	24	3	1	11	.284
Mar 12	at UC Irvine	34	1	7	0	1	1	0	10	2	0	0	0	0	1	0	0	10	24	10	1	9	.278
Mar 13	at UC Irvine	38	12	11	12	6	0	0	17	7	0	0	1	2	0	0	1	8	27	4	3	8	.279
Mar 15	at San Diego State	36	6	9	6	2	0	1	14	6	0	2	0	3	0	0	0	13	27	5	1	12	.277
Mar 19	TEXAS TECH	34	3	8	3	1	0	0	9	5	0	1	1	1	0	0	0	13	27	5	2	10	.275
Mar 20	TEXAS TECH	28	6	5	6	1	0	1	9	3	0	2	0	0	1	1	0	10	27	4	1	3	.270
Mar 21	ST. THOMAS	30	6	7	5	2	0	1	12	4	0	1	0	0	1	1	0	7	27	11	2	6	.268
Mar 25	CENTRAL MICHIGAN	32	7	9	7	0	0	1	12	5	0	0	0	0	1	0	0	9	27	11	1	7	.269
Mar 26	CENTRAL MICHIGAN	32	1	5	1	1	0	0	6	4	0	1	0	1	0	0	0	16	27	8	3	9	.264
Mar 27	CENTRAL MICHIGAN	32	4	8	4	1	0	1	12	5	1	2	0	1	0	0	0	15	27	9	1	10	.263
*Apr 02	at Michigan	37	8	12	6	1	0	0	13	6	1	0	1	1	1	0	0	13	27	9	0	10	.266
*Apr 02	at Michigan	33	0	6	0	3	0	0	9	2	0	1	0	0	0	0	0	9	24	10	1	8	.262
*Apr 03	at Michigan	40	10	14	10	4	1	2	26	6	0	0	0	3	0	0	1	5	27	3	0	12	.267
Apr 06	at Bradley	36	9	9	7	2	0	0	11	12	0	4	0	2	1	3	1	4	33	12	1	12	.266
*Apr 09	ILLINOIS	30	4	7	4	2	0	1	12	4	0	0	1	0	0	0	1	8	27	2	0	6	.265
*Apr 09	ILLINOIS	48	5	10	5	2	0	2	18	4	0	0	0	1	0	1	1	12	39	11	2	10	.262
*Apr 10	ILLINOIS	32	5	8	5	1	0	2	15	6	0	0	0	1	2	0	0	9	27	8	1	9	.262
Apr 12	at Milwaukee	43	16	18	16	3	0	2	27	10	0	1	0	3	0	0	1	7	27	9	0	13	.268
*Apr 15	MINNESOTA	34	9	12	8	2	0	2	20	3	1	0	0	2	0	2	0	6	27	11	3	8	.271
*Apr 16	MINNESOTA	29	2	6	2	0	0	0	6	3	0	1	1	3	0	0	1	9	27	11	0	9	.269
*Apr 17	MINNESOTA	35	9	11	8	2	0	0	13	5	0	0	0	2	0	0	1	13	27	8	0	9	.271
Apr 19	BRADLEY	38	15	16	12	5	1	2	29	6	0	1	0	3	1	2	1	6	27	15	0	11	.276
*Apr 22	at Rutgers	31	4	5	4	1	0	2	12	6	0	1	0	1	0	1	2	9	27	6	0	8	.273
*Apr 23	at Rutgers	38	12	13	10	1	0	0	14	9	0	2	0	3	0	1	2	11	27	9	0	12	.275
*Apr 24	at Rutgers	38	4	12	3	1	1	0	15	3	1	0	1	2	0	0	0	11	24	13	1	12	.276
Apr 26	WESTERN ILLINOIS	28	11	9	8	2	1	1	16	7	0	3	0	1	0	1	0	2	21	11	0	8	.277
Totals		1285	234	356	211	75	8	30	537	178	4	33	12	52	11	18	17	352	997	300	35	335	.277



2022 IOWA BASEBALL PITCHING SUMMARY

Date	Opponent	ip	h	r	er	bb	so	2b	3b	hr	wp	bk	hbp	dp	ibb	score	w-l	sv	era
Feb 18	vs Air Force	9.0	1	2	2	4	14	0	0	1	2	0	1	1	0	12-2	1-0	0	2.00
Feb 19	vs Ball State	9.0	2	1	1	6	20	0	0	0	1	2	1	0	0	11-1	2-0	0	1.50
Feb 20	vs Bucknell	9.0	3	0	0	4	12	0	0	0	0	0	1	1	0	3-0	3-0	1	1.00
Feb 25	vs Pepperdine	9.0	4	1	1	3	11	1	0	0	1	0	1	1	0	3-1	4-0	2	1.00
Feb 26	at AM Corpus Christi	10.1	5	2	2	2	16	0	0	1	1	1	1	1	0	1-2	4-1	2	1.17
Feb 27	vs Wichita State	8.0	7	8	7	9	11	0	0	2	2	2	2	0	0	7-8	4-2	2	2.15
Mar 01	LORAS COLLEGE	9.0	7	3	2	3	12	2	0	0	0	0	1	0	1	1-3	4-3	2	2.13
Mar 02	CORNELL COLLEGE	9.0	2	0	0	5	19	0	0	0	0	0	0	0	0	8-0	5-3	2	1.87
Mar 04	vs Wichita State	9.0	11	6	6	1	6	1	1	0	0	0	0	0	0	4-6	5-4	2	2.32
Mar 05	vs Texas A&M	8.0	7	7	2	8	11	2	0	0	4	0	1	1	0	3-7	5-5	2	2.32
Mar 06	vs Washington State	9.0	8	5	5	4	9	1	0	1	4	0	1	3	0	6-5	6-5	3	2.56
Mar 11	at UC Irvine	8.0	5	7	6	6	13	0	0	0	3	1	2	0	0	6-7	6-6	3	2.88
Mar 12	at UC Irvine	8.0	5	2	2	2	5	1	0	0	0	0	3	1	0	1-2	6-7	3	2.83
Mar 13	at UC Irvine	9.0	12	10	8	7	9	1	1	0	1	0	4	0	0	12-10	7-7	4	3.21
Mar 15	at San Diego State	9.0	9	4	3	7	20	2	0	0	2	0	0	0	0	6-4	8-7	5	3.20
Mar 19	TEXAS TECH	9.0	8	11	8	8	15	3	1	2	3	0	0	0	1	3-11	8-8	5	3.50
Mar 20	TEXAS TECH	9.0	4	3	3	2	17	0	0	2	0	0	1	0	0	6-3	9-8	5	3.47
Mar 21	ST. THOMAS	9.0	9	5	4	1	13	1	1	0	1	1	0	1	0	6-5	10-8	6	3.50
Mar 25	CENTRAL MICHIGAN	9.0	5	4	3	6	9	3	0	0	2	0	2	0	1	7-4	11-8	7	3.48
Mar 26	CENTRAL MICHIGAN	9.0	8	10	7	11	12	0	0	1	3	0	1	0	0	1-10	11-9	7	3.65
Mar 27	CENTRAL MICHIGAN	9.0	5	2	2	8	14	3	0	0	1	0	3	0	0	4-2	12-9	8	3.57
*Apr 02	at Michigan	9.0	5	2	2	4	11	0	0	0	0	0	0	0	0	8-2	13-9	8	3.50
*Apr 02	at Michigan	8.0	3	2	2	3	5	0	0	1	0	0	0	0	1	0-2	13-10	8	3.45
*Apr 03	at Michigan	9.0	7	3	3	3	16	2	0	0	0	1	1	0	0	10-3	14-10	8	3.43
Apr 06	at Bradley	11.0	9	8	8	8	18	1	0	1	3	0	0	1	0	9-8	15-10	8	3.59
*Apr 09	ILLINOIS	9.0	5	2	2	4	10	0	0	1	0	0	1	0	0	4-2	16-10	9	3.53
*Apr 09	ILLINOIS	13.0	8	7	6	11	22	3	0	0	4	0	2	0	1	5-7	16-11	9	3.56
*Apr 10	ILLINOIS	9.0	9	9	4	7	9	3	0	1	1	0	2	1	2	5-9	16-12	9	3.57
Apr 12	at Milwaukee	9.0	2	2	2	10	12	0	0	0	3	0	1	0	0	16-2	17-12	9	3.52
*Apr 15	MINNESOTA	9.0	7	3	1	0	13	2	0	0	2	0	1	0	0	9-3	18-12	9	3.44
*Apr 16	MINNESOTA	9.0	5	1	1	3	12	0	0	1	0	0	0	2	0	2-1	19-12	10	3.36
*Apr 17	MINNESOTA	9.0	8	3	3	5	7	4	0	0	1	0	0	1	1	9-3	20-12	10	3.35
Apr 19	BRADLEY	9.0	7	8	8	8	8	1	1	0	2	0	3	2	0	15-8	21-12	10	3.49
*Apr 22	at Rutgers	9.0	6	1	1	0	12	1	1	0	0	0	0	0	0	4-1	22-12	11	3.42
*Apr 23	at Rutgers	9.0	4	2	2	2	7	1	0	0	0	0	0	0	0	12-2	23-12	11	3.38
*Apr 24	at Rutgers	8.0	13	10	9	3	7	4	2	0	4	0	2	0	0	4-10	23-13	11	3.54
Apr 26	WESTERN ILLINOIS	7.0	8	1	1	4	7	0	0	0	2	0	0	2	0	11-1	24-13	11	3.49
Totals		332.1	233	157	129	182	444	43	8	15	53	8	39	19	8	234-157	24-13	11	3.49



2022 IOWA BASEBALL MISCELLANEOUS STATS

Multiple Hit Games	2	3	4	5+	Total
Keaton Anthony	12	2	1	-	15
Michael Seegers	10	3	1	-	14
Peyton Williams	7	3	3	1	14
Izaya Fullard	8	1	-	-	9
Sam Petersen	6	2	-	-	8
Ben Tallman	4	2	-	-	6
Brendan Sher	4	-	-	-	4
Kyle Huckstorf	3	1	-	-	4
Sam Hojnar	3	1	-	-	4
Will Mulflur	1	2	-	-	3
Andy Nelson	2	1	-	-	3
Brett McCleary	2	-	-	-	2
Brayden Frazier	-	1	-	-	1
Ben Wilmes	1	-	-	-	1
Ty Snep	1	-	-	-	1
Anthony Mangano	1	-	-	-	1
TEAM	65	19	5	1	90

Multiple RBI Games	2	3	4	5+	Total
Keaton Anthony	4	2	1	1	8
Peyton Williams	3	3	-	1	7
Michael Seegers	3	2	1	-	6
Sam Petersen	2	3	-	-	5
Will Mulflur	3	1	-	-	4
Kyle Huckstorf	2	1	-	-	3
Brendan Sher	3	-	-	-	3
Brayden Frazier	2	1	-	-	3
Brett McCleary	2	-	-	-	2
Ben Wilmes	2	-	-	-	2
Ben Tallman	2	-	-	-	2
Izaya Fullard	2	-	-	-	2
Andy Nelson	-	1	-	-	1
Sam Hojnar	1	-	-	-	1
TEAM	31	14	2	2	49

Hitting Streaks	Longest	Current
Keaton Anthony	11	3
Peyton Williams	7	6
Michael Seegers	7	7
Kyle Huckstorf	6	1
Sam Petersen	5	3
Ben Tallman	5	-
Anthony Mangano	5	1
Brett McCleary	5	-
Andy Nelson	5	-
Izaya Fullard	4	-
Will Mulflur	3	3
Ben Wilmes	3	-
Ty Snep	3	1
Brayden Frazier	3	-
Brendan Sher	3	1
Sam Hojnar	3	-
Cade Moss	1	1

Reached Base Streaks	Longest	Current
Keaton Anthony	18	18
Peyton Williams	17	17
Michael Seegers	16	7
Izaya Fullard	15	15
Ben Wilmes	12	-
Kyle Huckstorf	12	1
Will Mulflur	10	10
Brendan Sher	9	9
Sam Petersen	8	3
Brett McCleary	7	1
Ben Tallman	7	-
Andy Nelson	6	-
Sam Hojnar	5	1
Brayden Frazier	5	-
Anthony Mangano	5	2
Alec Nigut	3	1
Ty Snep	3	2
Cade Moss	2	1



THE LAST TIME...

Hitting Categories:

A Hawkeye hit a walk-off home run	Brett McCleary vs. Northwestern, 4/26/21 (W, 12-9) (3-run HR)
A Hawkeye hit a lead-off home run	Ben Norman at Rutgers, April 16, 2021 (W, 14-12)
A Hawkeye hit a grand slam	Peyton Williams, April 9, 2021 vs. Minnesota (W, 7-1)
A Hawkeye hit an inside-the-park home run	Matthew Sosa, March 9, 2019 vs. Evansville (W, 18-7)
A Hawkeye hit for the cycle	Peyton Williams vs. Bradley, 4/19/22 (5-for-5, 2 2B, 3B, HR, 5 RBIs, 4 R, BB), W, 15-8
A Hawkeye had 8 or more at-bats	^Eric Toole (3-for-8), Jake Manger (3-for-8), Joel Booker (2-for-8) vs. Sacramento State, 4/28/15
A Hawkeye hit four home runs in a game	Bill Heinz, April 20, 1988 at Minnesota (W, 17-3)
A Hawkeye hit three home runs in a game	Jake Adams, May 19, 2017, at Kansas State (3-for-4, 7 RBIs), 12-11 win (10 innings)
A Hawkeye hit two home runs in a game	Keaton Anthony, Feb. 19, 2022, vs. Ball State (4-for-4, 2 2B, 2HR, 5 RBI, 4 R), 12-2 win
A Hawkeye had five hits in a game	^Peyton Williams vs. Bradley, 4/19/22 (5-for-5, 2 2B, 3B, HR, 5 RBIs, 4 R, BB), W, 15-8
A Hawkeye had three doubles in a game	^Brayden Frazier at Michigan State, 5/30/21 (W, 11-3)
A Hawkeye hit two triples in a game	Zach McCool, April 20, 2010 vs. Western Illinois (W, 6-5)
A Hawkeye had six or more RBIs in a game	7, Tanner Wetrich at Maryland, 5/18/19 (L, 8-10)
A Hawkeye stole five bases in a game	Lance Platz at Purdue in 1979
A Hawkeye stole home	Kyle Huckstorf at Bradley, 4/6/22 (W, 9-8 (11)
A Hawkeye walked four times in a game	^Izaya Fullard vs. Minnesota, 4/9/21 (W, 7-1)
A Hawkeye had three sacrifice hits in a game	Travis Sweet, March 23, 2007 at North Dakota State (W, 6-5)
A Hawkeye scored five runs in a game	^Ben Norman vs. Georgetown, 3/7/20 (W, 22-2)
A Hawkeye was hit by three pitches in a game	Nick Day, April 25, 2014 vs. South Dakota State
A Hawkeye hit a home run in five consecutive games	Jake Adams (May 12-18, 2017, vs. Ohio State, vs. Omaha, at Illinois)
A Hawkeye hit triples in consecutive games	Zeb Adreon vs. Northwestern (4/25-26, 2021)
The Hawkeyes hit back-to-back triples in a game	T.J. Cataldo & Matt Mossey, April 20, 2008 vs. Northwestern (L, 9-6)
The Hawkeyes hit five or more home runs in a game	7, May 1, 2018, vs. Missouri (L, 16-17, 11 Inn.) (Cropley, Hoeg, Neustrom, Crawl, Cropley, Boe, Whelan)
The Hawkeyes hit two grand slams in the same game	Robert Neustrom, Tyler Cropley vs. Bradley (W, 12-1), 3/22/17
The Hawkeyes hit back-to-back-to-back home runs in same game	May 18, 2017, at Illinois (McCoy, Adams, Neustrom)
The Hawkeyes left 15 or more people on base	16 vs. Marshall, 2/17/19
The Hawkeyes hit into five double plays	May 23, 2007 vs. Illinois (L, 12-3 in Big Ten Tournament)

Pitching Categories:

A Hawkeye pitcher threw a no-hitter (7 innings)	Bill Drambel, 1979 vs. Kansas State
A Hawkeye pitcher threw a no-hitter (9 innings)	Cole McDonald, 8/25/17 vs. Czech Republic (World University Games) (W, 8-0)
A Hawkeye pitcher threw a perfect game (7 innings)	Chad Blackwell, April 29, 2000 vs. Northwestern (W, 4-0)
A Hawkeye pitcher threw a one-hitter (9 innings)	Jarred Hippen, April 29, 2011 at Minnesota (L, 1-0)
A Hawkeye pitcher threw a two-hitter (7 innings)	Steve Turnbull, March 23, 2007 vs. North Dakota State (W, 8-0)
Iowa was one hit	May 23, 2018 vs. Michigan at BTT (L, 2-1, 10 innings)
Iowa was no-hit	April 21, 2012 vs. Penn State (L, 2-0)
A Hawkeye pitcher threw a complete game (7 innings)	Drew Irvine vs. Rutgers, April 17, 2021 (W, 3-1)
A Hawkeye pitcher threw a complete game (9 innings)	C.J. Eldred, March 25, 2016 vs. Maryland (W, 8-1), April 1, 2016, at Minnesota (L, 1-4)
A Hawkeye pitcher threw a complete game shutout (7 innings)	Jack Dreyer vs. Western Michigan, 3/6/20 (W, 10-0, run-rule)
A Hawkeye pitcher threw a complete game shutout (9 innings)	Tyler Peyton, May 20, 2016, at Penn State (W, 8-0)
The Hawkeyes were shut out	at Michigan, 4/2/22 - Game 2 (L, 0-2)
A Hawkeye pitcher recorded nine or more wins in a season	9, Blake Hickman, 2015
A Hawkeye closer recorded 10 or more saves in a season	14, Grant Leonard, 2019
A Hawkeye pitcher recorded 10 or more strikeouts	11, 2X, Adam Mazur vs. Minnesota (4/15/22) (W, 9-3), at Rutgers (4/22/22) (W, 4-1)

Fielding Categories:

The Hawkeyes committed five errors or more in a game	April 28, 2013 vs. Minnesota (L, 9-5) — committed five.
A Hawkeye had 20 or more putouts	20, Steve Stumpff, 1975 vs. Tulsa
A Hawkeye had 15 or more putouts	17, Ben Tallman vs. Texas Tech, 3/20/22
A Hawkeye had eight or more assists in a game	10, Zach Daniels at Minnesota, 4/3/16
The Hawkeyes turned five double plays in a game	2003 vs. Ohio State^

Scoring and Misc. Categories:

The Hawkeyes recorded 20 or more hits	20 at Ohio State, 5/7/16 (W, 12-0)
The Hawkeyes scored 20 or more runs	22 vs. Georgetown, 3/7/20 (W, 22-2)
Iowa swept a four-game Big Ten series	at Northwestern, April 27-29, 2007 (W, 16-6, 15-10, 13-8, 14-10)
Iowa swept a three-game Big Ten series	vs. Minnesota (April 15-17, 2022) (W, 9-3, 2-1, 9-3)
Iowa swept consecutive three-game Big Ten series	vs. No. 19 Indiana (March 27-29, 2015); at Purdue (April 3-5, 2015)
Iowa was swept in a Big Ten three-game series	at Indiana (March 22-24, 2019) (L, 2-3, 1-13, 1-7); at Maryland (5/16-18/19)
Iowa defeated a ranked team	April 22-23, 2022, at No. 8 Rutgers (W, 4-1, 12-2)
Iowa swept a series over a ranked opponent	March 29-31, 2018 vs. No. 23 Illinois (W, 8-4, 2-1, 3-1)
Iowa won a road series over a ranked opponent	April 22-24, 2022, at No. 8 Rutgers (W, 4-1, W, 12-2, L, 4-10)
Iowa defeated a top-10 team	April 22-23, 2022, at #8 Rutgers (W, 4-1, 12-2)
The Hawkeyes played 14 or more innings	vs. Sacramento State, 4/28/15 (W, 4-3, 18 innings)
Iowa played a game over four and a half hours	4:47 vs. Illinois, 4/9/22 (L, 5-7, 13 innings)
Longest game in school history	5:40 vs. Sacramento State, 4/28/15 (W, 4-3, 18 innings)

* Bolded items are from the 2022 season ^Tied school record

2022 IOWA BASEBALL ROSTER

No.	Name	Pos.	Ht.	Wt	Yr.	B/T	Hometown/High School (Last School)
1	Jacob Henderson	RHP	6-0	175	RS So.	R/R	Gilbert, Ariz./Mesquite
2	Brendan Sher	IF	6-1	200	RS Jr.	R/R	Indianola, Iowa/Indianola
3	Sam Link	UTIL	6-0	195	RS So.	R/R	Dubuque, Iowa/Dubuque Senior
4	Brayden Frazier	OF	6-0	190	RS So.	R/R	Cedar Rapids, Iowa/Cedar Rapids Jefferson
5	Anthony Mangano	UTIL	6-0	190	So.	L/R	Lake Zurich, Ill./Lake Zurich
6	Alec Nigut	OF/LHP	6-0	205	RS Fr.	L/L	Des Moines, Iowa/Roosevelt
7	Keaton Anthony	UTIL/RHP	6-4	210	RS Fr.	R/R	Hoschton, Ga./Mill Creek
8	DJ Heck	OF	6-0	200	RS So.	R/R	Iowa City, Iowa/City High
9	Kyle Huckstorf	OF	5-8	175	RS So.	R/R	Waterford, Wis./Waterford (Iowa Western CC)
10	Michael Seegers	UTIL	5-10	160	So.	R/R	Oconomowoc, Wis./Home School
11	Izaya Fullard	IF	5-11	230	RS Sr.	R/R	North Liberty, Iowa/Iowa City West (Kirkwood CC)
12	Ben Tallman	C	6-0	205	RS So.	R/R	Billings, Mont./Billings West (North Dakota State/NIACC)
13	Mitch Wood	IF	6-2	205	Fr.	R/R	Ottumwa, Iowa/Ottumwa
14	Brody Brecht	RHP	6-4	205	Fr.	R/R	Ankeny, Iowa/Ankeny
16	Ty Snep	C	6-2	225	RS So.	L/R	Lake Zurich, Ill./Lake Zurich
17	Andy Nelson	UTIL	6-0	195	So.	R/R	Winfield, Ill./Wheaton North
18	Weston Fulk	LHP/1B	6-4	220	Fr.	R/L	Ankeny, Iowa/Ankeny
19	Ben Wilmes	IF	6-0	175	Fr.	R/R	Johnston, Iowa/Johnston
20	Marcus Morgan	RHP	6-2	200	Fr.	R/R	Iowa City, Iowa/Iowa City West
22	Tyson James	RHP	6-4	250	So.	R/R	Webster Groves, Mo./Webster Groves
24	Connor Schultz	RHP	6-4	225	GS	R/R	Cedar Falls, Iowa/Cedar Falls (Butler)
25	Dylan Nedved	RHP	6-2	195	RS Sr.	R/R	Shawnee, Kan./Shawnee Mission Northwest (Hutchinson CC)
26	Jared Simpson	LHP	6-4	205	RS Jr.	L/L	Clinton, Iowa/Clinton (Missouri/Iowa Western CC)
27	Ty Langenberg	RHP	6-2	195	So.	R/R	Urbandale, Iowa/Urbandale
28	Sam Hojnar	IF	6-2	185	RS So.	S/R	Naperville, Ill./Central (Heartland CC/Southern Illinois)
29	Ben Beutel	LHP	6-0	165	RS Sr.	L/L	Davenport, Iowa/Davenport Assumption (Allen CC/Bowling Green State)
31	Sam Petersen	IF	6-0	195	Fr.	R/R	Huxley, Iowa/Ballard Huxley
32	Brett McCleary	C	6-2	220	RS Sr.	R/R	Iowa City, Iowa/City High
33	Adam Mazur	RHP	6-2	180	RS So.	R/R	Woodbury, Minn./Woodbury (South Dakota State)
34	Luke Llewellyn	RHP	6-4	220	RS So.	R/R	Urbandale, Iowa/Urbandale (Kirkwood CC)
35	Cam Baumann	LHP	6-2	200	RS Sr.	L/L	Fairfield, Iowa/Fairfield
37	Casey Day	RHP	6-3	220	RS So.	R/R	Ely, Iowa/Cedar Rapids Prairie (Wichita State/Kirkwood CC)
38	Coy Sarsfield	OF	5-8	165	Fr.	R/R	Marion, Iowa/Linn Mar
40	Cade Moss	C	5-10	170	So.	R/R	Johnston, Iowa/Johnston (Kirkwood CC)
41	Chas Wheatley	RHP	6-6	215	Fr.	R/R	Edmonton, Alberta, Canada/Strathcona
42	Will Mulflur	UTIL	5-11	200	So.	R/R	Mercer Island, Wash./Mercer Island (Tacoma CC)
43	Gehrig Christensen	C	6-1	185	Fr.	L/R	Urbandale, Iowa/Urbandale
44	Duncan Davitt	RHP	6-3	235	RS Jr.	R/R	Indianola, Iowa/Indianola
45	Peyton Williams	1B	6-5	255	RS So.	L/L	Johnston, Iowa/Johnston
47	Will Christophersen	RHP	6-4	210	RS So.	R/R	Bettendorf, Iowa/Pleasant Valley (Michigan State)
50	Benjamin DeTaeye	LHP	6-0	195	RS So.	L/L	Clive, Iowa/West Des Moines Valley (Iowa Central CC)

COACHING STAFF

Head Coach: #21 Rick Heller (Upper Iowa, 1986, 9th year at Iowa)

Associate Head Coach/Recruiting Coordinator: #15 Marty Sutherland (Northern Iowa, 2002, 9th Year at Iowa)

Assistant Coach (Pitching): #23 Robin Lund (Whitworth College, 1995, 4th year at Iowa)

Volunteer Assistant Coach (Hitting): #36 David Pearson (Mayville State, 2003, 1st year at Iowa)

Director, Baseball Operations: Nic Ungs (Northern Iowa, 2001, 5th year at Iowa)

SUPPORT STAFF

Athletic Trainer: Jake Feldman

Strength & Conditioning: Zach Walrod

Equipment Manager: Kevin Foor

Academic Advisor: Troy Wulf

Communications: James Allan, Jaden Driskell

Hawk Vision: Matt Nelson

Marketing: Mason Gunnell

Baseball Secretary: Kendra Wieditz

SQUAD ANALYSIS

Position Starters Returning/Lost: 4+DH/4 | **Letterwinners Returning/Lost:** 20/15

Total Players/Newcomers: 42/21 | **Total Pitchers Returning/Lost:** 8/11

Class Breakdown: 42 (9 Freshman, 2 RS Freshman, 8 Sophomores, 14 RS Sophomore, 3 RS Junior, 5 RS Senior, 1 Graduate Student)

Newcomer Breakdown: 21 (9 Freshmen, 12 Transfer)

States: Iowa 28, Illinois 4, Wisconsin 2, Arizona 1, Georgia 1, Kansas 1, Minnesota 1, Missouri 1, Montana 1, Washington 1, Canada 1.

How they hit: Right - 17, Left - 5, Switch - 1 | **How they throw:** Right 35, Left - 7 |

How they pitch: RHP - 15, LHP - 6

ALPHABETICAL ROSTER

7	ANTHONY , Keaton
35	BAUMANN , Cam
29	BEUTEL , Ben
14	BRECHT , Brody
43	CHRISTENSEN , Gehrig
47	CHRISTOPHERSEN , Will
44	DAVITT , Duncan
37	DAY , Casey
50	DETAEYE , Benjamin
14	FRAZIER , Brayden
18	FULK , Weston
11	FULLARD , Izaya
8	HECK , DJ
1	HENDERSON , Jacob
28	HOJNAR , Sam
9	HUCKSTORF , Kyle
22	JAMES , Tyson
27	LANGENBERG , Ty
3	LINK , Sam
34	LLEWELLYN , Luke
5	MANGANO , Anthony
33	MAZUR , Adam
32	MCCLEARY , Brett
20	MORGAN , Marcus
40	MOSS , Cade
42	MULFLUR , Will
25	NEDVED , Dylan
17	NELSON , Andy
6	NIGUT , Alec
31	PETERSEN , Sam
38	SARFIELD , Coy
24	SCHULTZ , Connor
10	SEEGERS , Michael
2	SHER , Brendan
26	SIMPSON , Jared
16	SNEP , Ty
12	TALLMAN , Ben
41	WHEATLEY , Chas
45	WILLIAMS , Peyton
19	WILMES , Ben
13	WOOD , Mitch

PRONUNCIATION GUIDE

Ben Beutel: Boo - TELL

Brody Brecht: Breck-T

Cam Baumann: Bauw-man

Benjamin DeTaeye: Duh-Tay

Izaya Fullard: Isaiah FULL---Lard

Sam Hojnar: Hoe-nar

Luke Llewellyn: Lew-well-in

Anthony Mangano: Man-gahn-oh

Adam Mazur: May-ZUR

Will Mulflur: Mull-Flu-ur

Alec Nigut: Nig (like Fig) - IT

Brendan Sher: Sure

Ben Wilmes: Will-miss

Chas Wheatley: Chaz

