



April 9, 2022

IOWA

Track & Field 2021-22 Notes



Track & Field Contact: Brock Busick | Email: brock-busick@uiowa.edu | Phone: 319-335-9411 | hawkeyesports.com

2022 OUTDOOR SCHEDULE

Date	Meet
Mar. 18-19	at Baldy Castillo Invite (Tempe, Ariz.)
Apr. 1-2	at Florida Relays (Gainesville, Fla.)
Apr. 2	at Stanford Invite (Stanford, Calif.)
Apr. 7-9	at Jim Click Shootout (Tucson, Ariz.)
Apr. 13-16	at Bryan Clay Invite (Azusa, Calif.)
Apr. 14-16	at Mt. SAC Relays (Ontario, Calif.)
Apr. 15-16	at Beach Invite (Long Beach, Calif.)
Apr. 22-23	Musco Twilight (Iowa City, Iowa)
Apr. 27-30	at Drake Relays (Des Moines, Iowa)
May 6	at Wisconsin Twilight (Madison, Wis.)
May 13-15	at B1G Championships (Minneapolis, Minn.)
May 25-28	at NCAA West Prelims (Fayetteville, Ark.)
June 8-11	at NCAA Championships (Eugene, Ore.)
June 19-28	at USA National Championships (Eugene, Ore.)

IOWA COACHING STAFF

Joey Woody Director of Track & Field/Cross Country (Hurdles/Multis/Men's Short Sprints)
Randy Hasenbank Associate Head Coach (Distance)
Jason Wakenight Assistant Coach/Recruiting Coordinator (Long Sprints/Middle Distance/ Men's Long Hurdles)
Cameron Burrows Interim Assistant Coach (Jumps/Multi-Events)
Ray Robinson Assistant Coach (Throws)
Kate Wakenight Director of Operations

THIS WEEK

University of Iowa track and field heads to the Jim Click Shootout in Tucson, Arizona on Sat., April 9. The Hawkeyes begin competition at 3 p.m. (CT) with the hammer throw.

FOLLOW ALONG

Fans can follow the meet on the live results page at hawkeyesports.com/tracklive. Results will also be posted on the team's official twitter account @iowaxc_tf.

KALEN WALKER: RECORD BREAKER

Sophomore Kalen Walker tied the 60-meter school record in his indoor debut as a Hawkeye this winter before ultimately claiming the top spot (6.61) and ending his season as a second-team All-American. Walker kept the trend going in his outdoor debut on March 19 at the Baldy Castillo Invite, breaking Justin Austin's 100-meter record (10.21) set in 2011. Walker ran 10.20 -- good for ninth-fastest in the NCAA and third-fastest in the West Region so far this season.

LA-SPEEDY HARGROVE

Sophomore LaSarah Hargrove broke the school 60-meter record this indoor season (7.25) and put down a blistering time in the 100 meters in her outdoor season debut on March 19 at the Baldy Castillo Invite. Hargrove ran a wind-aided mark of 11.13 to win the 100 meters and set a new career-best time. Her mark would have been good for a school record, but was just outside of the wind-legal threshold. The speedy sophomore will have plenty more attempts this season to take down the record (11.28). Hargrove added to her hot start to the outdoor season with a third-place finish in the 200 meters (23.09) in a stacked field at the Florida Relays. Her time is 11th-fastest in the NCAA this season.

HURDLE U

Senior Erin Dowd (57.47) won the 400-meter hurdles at the Baldy Castillo Invite in her outdoor Hawkeye debut. That time put her fourth all-time at Iowa. At Western Michigan, Dowd was a two-time MAC champion in the 400-meter hurdles, and placed third at the 2018 Drake Relays in the Hawkeye State. Junior Mariel Bruxvoort, senior Payton Wensel and freshman Paige Magee ran the fifth (57.83), sixth (58.05) and eighth (58.08) fastest 400-meter hurdle times in school history at the Florida Relays. The 400-meter hurdlers rank atop the nation as an event squad in the USTFCCA Rankings.

HIGH HURDLERS GALORE

At the Baldy Castillo Invite, eight Hawkeyes qualified for the finals in the 110-meter hurdles (Grant Conway, Gratt Reed, Josh Braverman, Kalil Johnson) and 100-meter hurdles (Myreanna Bebe, Tionna Tobias, Paige Magee, Jade McDonald). For the men, Braverman finished runner up (13.74), Conway was fifth (13.99) and Johnson was sixth (14.08). Bebe was the top-finisher for the women in third (13.36) and Magee was sixth (13.62). As a unit, the men are ranked first in the USTFCCA Event Squad Rankings.

200-METER MUSCLE

Freshman Khullen Jefferson finished second in the 200 meters (20.83) to Olympian Fred Kerley on March 19 at the Baldy Castillo Invite, recording a new lifetime best. Freshman Austin Kresley (20.83) and sophomore Gratt Reed (20.92) each ran new lifetime-best times at the Florida Relays last weekend.

LEAPING INTO OUTDOOR SEASON

Returning men's outdoor long jump All-American junior James Carter, Jr. picked up where he left off last season, winning the Baldy Castillo Invite (7.34m / 24'1") and finished 11th in the invite section at the Florida Relays last weekend. Sophomore Tionna Tobias finished fifth in her season debut at Baldy Castillo on the women's side (5.79m / 19'0") and took fifth again at the Florida Relays (5.90m / 19'4.25").



IOWA STRONG

Indoor shot put school-record holder Nik Curtiss started the outdoor season with a win in shot put at the Baldy Castillo Invite on March 19. The senior moved to sixth all-time on Iowa's outdoor list (18.84m / 61'9.75"). Curtiss also cracked the top-10 list in the hammer throw (58.62m / 192'4"), and teammate senior Tyler Lienau finished third (60.52m / 198'6") at the Baldy Castillo. On the women's side, sophomore Jamie Kofron threw a personal-best (48.97m / 160'8") in the discus to finish fifth. Hammer throw school-record holder Amanda Howe finished third in her season debut (59.83m / 196'3"). Kofron (50.88m / 166'11") and Alivia Bauer (49.57m / 162'7") both threw personal-best marks in the hammer throw at the Florida Relays last weekend.

JOEY WOODY: B1G COACH OF THE YEAR, REGIONAL COACH OF THE YEAR

University of Iowa Director of Track and Field Joey Woody was named Big Ten Men's Indoor Coach of the Year and USTFCCCA Midwest Region Coach of the Year. Woody and the Hawkeyes defended their indoor conference title at the SPIRE Institute in Geneva, Ohio, behind freshman Jenoa McKiver's 600-meter title and a win in the 4x400-meter relay (Everett Steward, Julien Gillum, Armando Bryson and McKiver). The Big Ten Championship was the fourth overall for Woody and the Hawkeyes since 2019 ('19 and '21 outdoors, '21 and '22 indoors). Iowa opened the season ranked eighth in the country in the USTFCCCA National Rating Index and reached as high as No. 6 this indoor season — the highest ranking in program history

JENOAH MCKIVER: B1G, REGIONAL TRACK ATHLETE OF THE YEAR

Freshman Jenoa McKiver was named Big Ten Men's Indoor Track Athlete of the Year and USTFCCCA Midwest Region Track Athlete of the Year at the conclusion of the 2022 indoor season. The High Point, North Carolina, native is the second Hawkeye ever to win the Big Ten honor indoors (Wayne Lawrence, Jr., 2020) and the seventh overall (indoor and outdoor). Former Hawkeye Jaylan McConnico was the last Hawkeye to earn a Big Ten Track Athlete of the Year honor (2021, outdoor). McKiver finished runner-up in the 400 meters (45.65) at the NCAA Indoor Championships in Birmingham, Alabama, on March 12, earning first team All-America honors. He also anchored the second team All-America 4x400-meter relay. McKiver finished as a Big Ten Champion in the 600 meters (1:15.67) and as a member of the 4x400-meter relay back on February 26 at the Big Ten Indoor Championships in Geneva, Ohio. The Hawkeye had one of the best indoor seasons in Iowa history — breaking three school records in a two-week span. McKiver ran the seventh-fastest 600 meters ever collegiately (all tracks and surfaces) at the Meyo Invite (1:15.36). The following week at the Tyson Invite, he broke the 400-meter record (45.39) and anchored the school record 4x400-meter relay that bested the previous record by over two seconds (3:02.40) — the second-fastest time in the NCAA this season.

BACK-TO-BACK BIG TEN CHAMPIONS

The University of Iowa men's track and field team captured the 2021 Big Ten Outdoor title with a school record 127.5 points, besting runner-up Michigan by 33 points. The outdoor conference title was the second straight for the Hawkeyes. Iowa previously won the championship in Iowa City in 2019. The Hawkeyes won both the indoor and outdoor championship in the same year for the first time since 1963. The Hawkeyes defended their indoor Big Ten title on the men's side as well on Feb. 12, and aim to complete a title sweep once again this spring.

HAWKEYES MAKE HISTORY AT 2021 NCAA CHAMPIONSHIPS

The University of Iowa track and field program completed the NCAA outdoor season with a 12th place finish for the men and a 26th place finish for the women at the 2021 NCAA Outdoor Championships in Eugene, Ore. The women had four athletes earn All-America honors in five events, scoring 11 team points. The men had 11 athletes earn All-America honors in nine events, scoring 19 team points, the most since 1967.

2022 OUTDOOR SEASON LEADERS

MEN

100 Meters	Kalen Walker	* 10.20
110-Meter Hurdles	Josh Braverman.....	13.74
200 Meters	Khullen Jefferson.....	20.83
400 Meters	Everett Steward.....	46.59
400-Meter Hurdles	Julien Gillum	51.33
800 Meters	Kal Lewis	1:53.40
1,500 Meters	Max Murphy	3:46.71
10,000 Meters	Max Murphy	28:57.96
400-Meter Relay.....	Walker, K. Jefferson, Reed, Lawrence, Jr.	39.76
Long Jump	James Carter, Jr.	24-2 1/2 (7.38m)
Shot Put.....	Nikolas Curtiss.....	61-9 3/4 (18.84m)
Discus	Jordan Johnson	182-7 (55.66m)
Hammer Throw	Tyler Lienau.....	198-6 (60.52m)
Javelin.....	Drake Woody	192-6 (58.68m)

WOMEN

100 Meters	LaSarah Hargrove.....	11.13
100-Meter Hurdles	Myreanna Bebe	13.36
200 Meters	LaSarah Hargrove.....	23.09
400 Meters	Laney Fitzpatrick	56.44
400-Meter Hurdles	Erin Dowd	57.47
600 Meters	Alli Bookin-Nosbisch	1:30.97
800 Meters	Amber Aesoph	2:09.56
1,500 Meters	Amber Aesoph	4:27.22
3,000 Meters	Kelli Totic.....	10:08.03
5,000 Meters	Kelli Totic.....	17:02.03
400-Meter Relay.....	Hargrove, Love, Tobias, Magee	44.66
1,600-Meter Relay.....	Dowd, Larsen, Bova, A. Bookin-Nosbisch..	3:38.14
High Jump.....	Maria Gorham	5-5 (1.65m)
Long Jump	Tionna Tobias	19-4 1/2 (5.90m)
Shot Put.....	Kat Moody	50-10 1/4 (15.50m)
Discus	Jamie Kofron	160-8 (48.97m)
Hammer Throw	Amanda Howe	203-6 (62.03m)

* -- school record



15 ENTRIES TO 2021 NCAA FINAL SITE MATCHES PROGRAM BEST

The University of Iowa track and field team had 15 entries at the NCAA final site, tying the program record for the most entries since 2010, the year the NCAA altered the format for athletes to qualify and advance to the NCAA Championships. Iowa last had 15 entries in 2018. The Hawkeye men had 10 entries (eight individual events and two relays), matching their 2019 total and tying a program high. The Iowa women had five entries (five individual events), their most since having a program-best seven entries in 2018.

NCAA HISTORY

The Hawkeye men have eight top 10 NCAA Outdoor Championship finishes in program history, the last coming in 1932 (sixth). The Hawkeyes finished third on three occasions (1921, 1923 and 1930). In modern history, the Hawkeyes best NCAA finish was in 2021 when they placed 12th. Other top 25 finishes include 17th in 2017, 19th in 1995, 21st in 1993 and 21st in 1989. The Hawkeye women’s best finish at the NCAA Outdoor Championships came in 2018, when they placed 13th with 19 points. Laulauga Tausaga scored 10 points that year, placing fourth in both shot put and discus. The women also placed in the top 25 in 2019 (25th), 2006 (20th), 1992 (19th) and 1985 (20th).

RECORD-BREAKING 2021

The Hawkeyes set five school records in 2021, three on the men’s side and two on the women’s side. Jaylan McConico ran 13.23 to win the Big Ten title in the 110-meter hurdles. Will Daniels scored a school-record 7,864 points while placing second in decathlon at the Big Ten Championships. Nathan Mylenek ran 8:35.21 to break the 3,000-meter steeplechase record and earn a silver medal at the Big Ten Championships. The women’s 100-meter hurdles school record was broken by Paige Magee with a mark of 13.17 at the Big Ten Championships. Amanda Howe set a school record in the hammer throw, landing at 62.65 meters (205-6) to win the Billy Hayes Invite.

THE HAWKEYES ARE RELAY GOOD

Iowa’s 4x400 relay registered a fifth-place performance at the 2021 NCAA Outdoor Championships. Austin Lietz, Antonio Woodard, Julien Gillum, and Wayne Lawrence, Jr. recorded a season’s best time of 3:02.54, a mark that ranks third all-time in program history. It is the second straight NCAA Outdoor Championships that the men’s 4x400 relay earned first-team All-America honors. Iowa punched tickets to the NCAA Outdoor Championships in both the 4x100 and 4x400 relay. The 4x100 relay -- McConico, Woodard, Reed and Kresley -- placed 14th to earn second-team All-America honors. The 2021 season marks the eighth consecutive postseason that the Hawkeye men qualified a 4x100 relay to the NCAA Championships, and the fourth consecutive postseason that the Hawkeye men qualified a 4x400 relay to the NCAA Championships.

Men’s Top Placers at 2021 NCAA Outdoor Championships

Event.....	Athlete.....	Mark.....	Place
110-Meter Hurdles.....	Jaylan McConico.....	13.38.....	2nd
110-Meter Hurdles.....	Jamal Britt.....	13.45.....	4th
1,600-Meter Relay.....	Lietz, Woodard, Gillum, Lawrence, Jr.	3:02.54.....	5th
Decathlon.....	Will Daniels.....	7,635 points.....	7th
400 Meters.....	Wayne Lawrence, Jr.	45.94.....	10th
Long Jump.....	James Carter.....	25-1 1/4 (7.65m).....	10th
400-Meter Relay.....	McConico, Woodard, Reed, Kresley	39.48.....	14th
400-Meter Hurdles.....	Jamal Britt.....	51.25.....	20th
3,000 Steeplechase.....	Nathan Mylenek.....	8:47.86.....	21st

Women’s Top Placers at NCAA Outdoor Championships

Event.....	Athlete.....	Mark.....	Place
Discus.....	Laulauga Tausaga.....	208-5 (63.53m).....	2nd
Shot Put.....	Laulauga Tausaga.....	56-8 3/4 (17.29m).....	6th
Discus.....	Serena Brown.....	187-2 (57.06m).....	10th
Shot Put.....	Kat Moody	54-7 1/2 (16.65m).....	18th
Heptathlon.....	Jenny Kimbro.....	5,381 points.....	18th

PRONUNCIATION GUIDE

Amber Aesoph.....	A-soph
Elijah Barnes.....	ill-LIE-juh
Alivia Bauer.....	ah-LIV-ee-uh
Alli/Grace Bookin-Nosbisch.....	nos-BISH
Mariel Bruxvoort.....	BROOKS-vort
Dimia Burrell.....	Dih-ME-uh
Ian Geisler.....	GUY-slur
Spencer Gudgel.....	GUD-gell
Maggie Gutwein.....	GUT-win
Peyton Haack.....	HOCK
Khullen Jefferson.....	CULLEN
Keith Keahna.....	kee-AH-nuh
Daniel Klysh.....	KLISH
Tyler Lienau.....	LEE-now
Jenoah McKiver.....	jeh-NOAH muh-KEE-ver
Tesa Roberts.....	TAY-suh
Nolan Roethler.....	RAWTH-ler
Kelli Tasic.....	tah-SICK
Ellie Twedt.....	TWEET

FRANCIS X. CRETZMEYER TRACK

The University of Iowa track and field team practices and competes at the Francis X. Cretzmeyer Track during the outdoor season. Located within walking distance of Carver-Hawkeye Arena and Pearl Field, the track was completed in 1986. The facility was named after the late Francis X. Cretzmeyer, who coached the men’s cross country and track teams from 1948-78 and led the Hawkeyes to five Big Ten team titles. Iowa hosted the 1987, 2000, 2011 and 2019 Big Ten Championships at Cretzmeyer.






MEN'S TOP-50 NCAA RANKS

ATHLETE	EVENT	MARK.....	B1G RANK	REGION RANK.....	NCAA RANK
Kalen Walker	100m	10.20	2	3	12
Josh Braverman	110mH	13.74	4	8	13
Nik Curtiss	Shot Put	18.84m / 61'9.75"	3	10	15
Julien Gillum.....	400mH	51.33	3	16	25
Walker/Jefferson/Reed/Lawrence, Jr.	4x100m Relay	39.76	3	16	27
Everett Steward	400m	46.59	5	21	33
Grant Conway	110mH	13.97	7	15	34
Khullen Jefferson	200m	20.83	1	18	39
Austin Kresley	200m	20.83	1	18	39
Gratt Reed	110mH	14.00	8	17	39
Jordan Johnson	Discus	55.66m / 182'7"	1	20	41
Max Murphy	10K	28:57.96	3	26	44
Elijah Barnes.....	Shot Put	17.75m / 58'3"	10	26	45
Drake Woody	400mH	52.24	7	26	47
Kalil Johnson	110mH	14.08	9	22	48

WOMEN'S TOP-50 NCAA RANKS

ATHLETE	EVENT	MARK.....	B1G RANK	REGION RANK.....	NCAA RANK
LaSarah Hargrove	100m	11.13	1	5	7
Erin Dowd.....	400mH	57.47	1	4	10
LaSarah Hargrove	200m	23.09	1	8	11
Mariel Bruxvoort	400mH	57.83	3	6	12
Payton Wensel	400mH	58.05	4	9	15
Paige Magee	400mH	58.48	7	11	19
Myreanna Bebe	100mH	13.36	3	16	27
Hargrove/Love/Tobias/Magee	4x100m Relay	44.66	3	16	27
Amanda Howe	Hammer Throw	62.03m / 203'6"	1	16	29
Lia Love.....	100m	11.42	6	15	30
Dowd/Larsen/Bova/A. Bookin-Nosbisch	4x400m Relay	3:38.14	3	22	33

OUTDOOR ALL-TIME TOP 10 PERFORMERS



Jeremy Allen



Justin Austin



Matt Byers



Will Daniels



Troy Doris



Mar'Yea Harris



Jeffery Herron

100 Meters

1. Kalen Walker, 2022	10.20
2. Justin Austin, 2011	10.21
3. O'Shea Wilson, 2017	10.22
4. George Page, 1996	10.25
5. James Harrington, 2015.....	10.26
6. Anthuan Maybank, 1994	10.31
Tim Dwight, 1997	10.31
Josh Larney, 2013	10.31
Vinnie Saucer, Jr., 2015	10.31
10. Antonio Woodard, 2018.....	10.34

110-Meter High Hurdles

1. Jaylan McConico, 2021	13.23
2. Aaron Mallett, 2017.....	13.24
3. Jamal Britt, 2021.....	13.45
4. Pat McGhee, 1989	13.50
5. Dion Trowers, 1996.....	13.62
6. Ronnie McCoy, 1985.....	13.66
7. Josh Braverman, 2021.....	13.69
8. Ethan Holmes, 2011	13.73
9. Jordan Mullen, 2013.....	13.76
Chris Douglas, 2018.....	13.76

200 Meters

1. Justin Austin, 2011	20.31
2. Jeff Patrick, 1983	20.47
3. James Harrington, 2015.....	20.50
4. Karayme Bartley, 2019.....	20.51
5. Anthuan Maybank, 1994	20.55
6. Victor Green, 1984	20.60
7. Antonio Woodard, 2018.....	20.61
8. Andre Morris, 1995	20.64
9. George Page, 1996	20.67
10. Collin Hofacker, 2017.....	20.71
Wayne Lawrence, Jr., 2021	20.71

400 Meters

1. Mar'yea Harris, 2018.....	44.94
2. Anthuan Maybank, 1993	44.99
3. Andre Morris, 1995	45.15
4. Mike Mondane, 1967	45.20
5. Wayne Lawrence, Jr., 2019	45.33
6. Steven Willey, 2010	45.78
7. Karayme Bartley, 2019.....	45.80
8. DeJuan Frye, 2018	46.17
9. Gary Hollingsworth, 1963.....	46.30
10. Harold Leonard, 1986.....	46.45

400-Meter Hurdles

1. Pat McGhee, 1988	48.83
2. Jamal Britt, 2021	49.69
3. Monte Raymond, 1998.....	50.09
4. Ray Varner, 2010.....	50.24
5. Chris Douglas, 2019.....	50.32
6. Paul Steele, 1989	50.45
7. Russell Peterson, 2001	50.50
8. Ethan Holmes, 2013	50.51
9. Adam Kunkel, 2001.....	50.73
10. Austin Lietz, 2021	50.92

800 Meters

1. Erik Sowinski, 2012.....	1:45.90
2. Matt Manternach, 2019	1:46.93
3. Carter Lilly, 2016.....	1:46.95
4. Bill Frazier, 1962	1:47.64
5. D'Juan Strozier, 1990	1:47.82
6. Adam Hairston, 2011.....	1:48.10
7. Tysen VanDraska, 2021.....	1:48.13
8. Alec Still, 2021	1:48.47
9. Will Teubel, 2015.....	1:48.60
10. Nolan Teubel, 2019.....	1:48.75

1,500 Meters

1. Jeff Thode, 2010	3:43.02
2. Kal Lewis, 2021	3:43.32
3. Joel Moeller, 1978	3:44.01
4. Jim Docherty, 1978.....	3:44.30
5. Nathan Mylenek, 2019	3:44.49
6. Sam Fourman, 2015	3:44.50
7. Michael Melchert, 2018	3:44.59
8. Adam Jones, 2017	3:45.48
9. Dan Waters, 1986	3:46.35
10. Kevin Herd, 1994	3:46.64

3,000-Meter Steeplechase


1. Nathan Mylenek, 2021	8:35.41
2. Deacon Jones, 1956.....	8:47.40
3. Steve Pershing, 1978	8:54.59
4. Andy Morris, 2000.....	8:56.21
5. Matt Gerard, 1994	8:57.01
6. Andy Napier, 2008	8:57.54
7. Rollie Kitt, 1967	9:02.90
8. Al Greene, 1985.....	9:02.96
9. Tony Rakaric, 2005.....	9:03.29
10. Mark Battista, 2010	9:04.60

5,000 Meters

1. Micah VanDenend, 2007	13:49.31
2. Nathan Mylenek, 2021	13:54.15
3. Daniel Soto, 2021	13:55.71
4. Larry Wiczorek, 1968.....	13:56.00
5. Kevin Herd, 1993	13:59.00
6. Stetson Steele, 2000.....	14:02.76
7. Kevin Lewis, 2014	14:02.78
8. Eric MacTaggart, 2005	14:04.79
9. Dan Haut, 2006.....	14:07.30
10. Jesse Luciano, 2010	14:08.71




Gabe Hull




Anthuan Maybank



Jaylan McConico



Pat McGhee




Nathan Mylenek

OUTDOOR ALL-TIME TOP 10 PERFORMERS



Erik Sowinski




Stetson Steele




Jeff Thode



Micah VanDenend



Kalen Walker



Todd Wigginton



Arno
van der Westhuizen

10,000 Meters

1. Stetson Steele, 2000 28:44.47
2. Daniel Soto, 2021 28:48.18
3. Eric MacTaggart, 2006..... 28:50.23
4. **Max Murphy, 202228:57.96**
5. Kevin Lewis, 2015..... 28:59.62
6. **Nick Trattner, 202229:39.83**
7. Nick Nordheim, 2002 29:44.71
8. Trent Corey, 2002 29:45.25
9. Ian Eklin, 2017..... 29:47.06
10. Chad Schwitters, 1999..... 29:56.00

Decathlon

1. Will Daniels, 2021 7,864 pts
2. **Austin West, 2021 7,805 pts**
3. William Dougherty, 2018 7,673 pts
4. **Peyton Haack, 2021 7,458 pts**
5. Kyle Reid, 2013..... 7,203 pts
6. Jack Eckert, 2015..... 7,087 pts
7. Dan Rolling, 2010 6,957 pts
8. Scott Faber, 2000..... 6,839 pts
9. Ryan Niver, 2008 6,837 pts
10. Chad Ohly, 1994 6,641 pts

High Jump

1. Jeffery Herron, 2012..... 7-4 1/4 (2.24)
2. Bill Hansen, 1978 7-4 (2.23)
- Bill Knoedel, 1975 7-4 (2.23)
4. Kevin Spejcher, 2014 7-2 1/2 (2.20)
5. M. Cunningham, 1986..... 7-1 (2.16)
- Kenneth Lansing, 1988..... 7-1 (2.16)
- Jay Hunt, 2019..... 7-1 (2.16)
8. Pat Meade, 1987 7-0 1/4 (2.14)
9. Graham Valdes, 2012 6-11 3/4 (2.12)
10. Will Daniels, 2021 6-11 1/2 (2.12)

Pole Vault

1. Todd Wigginton, 1984 17-0 (5.18)
2. Chad Ohly, 1994 16-8 3/4 (5.10)
- Kyle Reid, 2013 16-8 3/4 (5.10)
4. Curt Broek, 1978 16-8 (5.08)
5. Andy Jatis, 2018 16-7 1/2 (5.07)
6. Phil Wertman, 1971 16-7 (5.05)
- Kelly Scott, 1988..... 16-7 (5.05)
8. **Peyton Haack, 2021 16-4 3/4 (5.00)**
9. John Teffer, 1972 16-2 (4.93)
10. Alex Zona, 2009..... 16-0 3/4 (4.90)

Long Jump

1. Anthuan Maybank, 1993..... 27-1 (8.25)
2. Bashir Yamini, 1997 26-8 1/4 (8.13)
3. Paul Jones, 1989..... 25-10 1/4 (7.88)
4. Darren Smith, 1991..... 25-9 3/4 (7.86)
5. Quinn Early, 1986 25-7 1/4 (7.80)
6. O'Shea Wilson, 2017 25-5 1/4 (7.75)
7. **James Carter, Jr., 2021.... 25-5 1/4 (7.75)**
8. Ed Gordon, 1931 25-4 3/8 (7.68)
9. Matty Gorman, 2006..... 25-1 1/4 (7.65)
10. Ronnie McCoy, 1985 25-0 (7.62)

Triple Jump

1. Troy Doris, 2012 54-8 (16.66)
2. **James Carter, Jr., 2021 .. 54-2 3/4 (16.53)**
3. Babatunde Amosu, 2015.... 53-10 (16.15)
4. Paul Jones, 1990..... 53-9 (16.38)
5. Antwon James, 2017 52-4 1/2 (15.96)
6. Klyvens Delaunay, 2013.. 52-2 1/2 (15.91)
7. Gordon Finch, 1988..... 50-9 1/4 (15.47)
8. Mike Lacy, 1984..... 50-5 (15.36)
9. Pat Miller, 1985 49-8 1/2 (15.25)
10. Matty Gorman, 2008..... 49-2 1/2 (15.00)

Shot Put

1. Jeremy Allen, 2001..... 63-2 3/4 (19.27)
2. Reno Tuufuli, 2018 62-10 3/4 (19.17)
3. Ken Kemeny, 2005..... 62-3 (18.97)
4. Shane Maier, 2006 62-2 1/4 (18.95)
5. Andy Banse, 2005 61-11 1/2 (18.88)
6. **Nikolas Curtiss, 2022 61-9 3/4 (18.84)**
7. John Hickey, 2008..... 61-9 1/2 (18.83)
8. **Elijah Barnes, 2021 60-4 1/2 (18.40)**
9. Avery Meyers, 2017 60-4 (18.39)
10. Chris Gambol, 1987..... 60-0 1/2 (18.30)

Discus

1. Gabe Hull, 2014..... 207-1 (63.11)
2. Reno Tuufuli, 2019 205-2 (62.54)
3. A.J. Curtis, 2007 202-11 (61.84)
4. Gary Kostrubala, 1986..... 202-4 (61.68)
5. Jeremy Allen, 2001..... 195-4 (59.54)
6. Tim Brodersen, 2005 193-6 (58.98)
7. **Jordan Johnson, 2021189-6 (57.77)**
8. Avery Meyers, 2017 185-8 (56.61m)
9. Brad Daufeldt, 2004 185-0 (56.40)
10. Nick Brayton, 2009 180-11 (55.15)

Hammer

1. A. van der Westhuizen, 2001222-11 (67.94)
2. Adam Hamilton, 2007 222-2 (67.73)
3. Jim Costello, 2002 217-7 (66.32)
4. Brad Daufeldt, 2004 207-10 (63.34)
5. Chris Voller, 2005 206-0 (62.80)
6. Matt Banse, 2012 201-11 (61.55)
7. **Tyler Lienau, 2021199-6 (60.81)**
8. Jeremy Allen, 2001..... 199-0 (60.66)
9. Ben Stancombe, 2011 197-6 (60.20)
10. **Nikolas Curtiss, 2022192-4 (58.62)**

Javelin

1. Matt Byers, 2011 245-8 (74.89)
2. Bill Neumann, 2002..... 244-8 (74.58)
3. Dan Ralph, 2000 227-10 (69.44)
4. Sam Joens, 2015..... 211-5 3/4 (64.45)
5. Zach Schimp, 2010 211-0 (64.32)
6. Alex Balke, 2016 205-11 (62.77)
7. Kale Katt, 2007 204-0 (62.17)
8. Joel Storm, 2004 203-5 (62.01)
9. Matt Stank, 2001..... 199-0 (60.66)
10. **Austin West, 2021193-0 (58.82m)**

MEN'S ALL-TIME TOP 10 RELAYS

400-Meter Relay

1. Brissett, Wilson, Thompson, Mallett, 2017 39.12
2. Hofacker, Woodard, **Lawrence Jr.**, Bartley, 2019 39.17
3. Mincy, Wilson, Harrington, Brown, 2014 39.19
4. Mincy, Austin, E. Holmes, Larney, 2013 39.31
5. Saucer, Jr., Brissett, Harrington, Mallett, 2016 39.44
6. Brissett, Wilson, Woodard, Mallett, 2017 39.46
7. Beecham, Duckett, Greer, R. Smith, 1984 39.48
McConico, Woodard, **Reed, Kresley**, 2021 39.48
9. Mallett, Wilson, Ogwo, Harris, 2017 39.49
10. Woodard, Wilson, Hofacker, Harris, 2018 39.51

Shuttle Hurdle Relay

1. McGhee, Armstrong, Falls, Stelle, 1989 57.80
2. Wigginton, Jones, Lacey, McCoy, 1985 59.77
3. Williams, **Haack, Braverman**, McConico, 2019 1:01.14
4. 1975 1:05.20

800-Meter Relay

1. James, Mallett, Harris, B. Thompson, 2017 1:23.02
2. B. Thompson, Brissett, Harrington, Ganschow, 2016 1:23.36
3. B. Thompson, Ganschow, Frye, Hofacker, 2017 1:23.73
4. Richardson, Sayon, Richards, Chaney, Jr., 2009 1:24.85
5. Harrington, VanCleave, Wilson, Mallett, 2014 1:24.86
6. Austin, Brown, Larney, VanCleave, 2013 1:25.60
7. Wilson, Sorrells, Douglas, Williams, 2018 1:25.87
8. Barclay, McCalister, Jensen, Elliott, 1979 1:26.39
9. Sorrells, **Braverman**, Douglas, **Haack**, 2019 1:28.29
10. Thomas, Balkrishnan, Patterson, Freidrich 1991 1:28.38

1,600-Meter Relay

1. **Lawrence Jr.**, Woodard, Bartley, Harris, 2019 3:00.14
2. Frye, Harris, Hofacker, Ogwo, 2017 3:01.91
3. Lietz, Woodard, **Gillum, Lawrence, Jr., 2021** **3:02.54**
4. Frye, Ogwo, Hofacker, Harris, 2017 3:02.57
5. **Lawrence Jr.**, Woodard, Hofacker, Harris, 2019 3:03.10
6. Morris, Davis, Page, Rozell, 1995 3:03.11
7. Branch, Dwight, Dodge, Yamini, 1999 3:03.29
8. Frye, Woodard, Hofacker, Harris, 2018 3:03.69
9. Ogwo, Harris, Hofacker, Lilly, 2017 3:03.78
10. Ferree, Frazier, Mondane, Reimer, 1967 3:04.10

Sprint Medley Relay

1. McCorkle, Jones, Chung, Strozier, 1990 3:15.64
2. Sayon, Austin, Willey, Sowinski, 2011 3:16.18
3. Richards, Larney, Davey, Sowinski, 2012 3:17.25
4. Richardson, Richards, Willey, Sowinski, 2010 3:17.74
5. Hofacker, Woodard, Harris, VanDraska, 2018 3:18.11
6. Saucer, Jr., Brissett, Harris, Lilly, 2016 3:18.53
7. Hofacker, Woodard, Harris, Lilly, 2017 3:18.73
8. Armstrong, Thomas, Maybank, Strozier, 1991 3:18.93
9. Yamini, Davis, Dodge, Donovan, 1999 3:19.87
10. Richards, Chaney, Jr., Barton, Hairston, 2009 3:20.05

3,200-Meter Relay

1. Schum, Christensen, Steffen, Criswell, 1971 7:18.60
2. VanDraska, **Still**, Teubel, Lilly, 2019 7:22.50
3. Hairston, Prom, Thode, Sowinski, 2011 7:23.77
4. Manternach, VanDraska, W. Teubel, Lilly, 2017 7:24.77
5. Melchert, Manternach, N. Teubel, Lilly, 2018 7:28.37
6. Corrigan, Blackman, Strozier, Chambers, 1989 7:29.00
7. **Hoffman, Olson, Still**, VanDraska, 2021 7:29.81
8. Melchert, Dorman, Lilly, Larrison, 2016 7:30.32
9. N. Teubel, Manternach, Chaidez, W. Teubel, 2017 7:30.74
10. Lilly, Dorman, W. Teubel, Davey, 2015 7:31.48


Distance Medley Relay

1. Pershing, Moeller, Slack, Docherty, 1978 9:39.94
2. Kuczvara, Barton, Hairston, Thode, 2011 9:41.37
3. N. Holmes, VanCleave, Sowinski, Thode, 2012 9:41.59
4. Young, Barton, Kuczvara, Luciano, 2010 9:42.97
5. Mylenek, Thompson, Manternach, Melchert, 2018 9:50.70
6. VanDraska, **Lawrence Jr.**, Teubel, Mylenek, 2019 9:53.14
7. Prom, Davey, Weir, Witt, 2013 9:53.83
8. Theisen, Williams, Wiesa, Waters, 1985 9:54.04
9. Wilfong, Slaymaker, W. Teubel, Witt, 2013 9:54.05
10. Luciano, Pierre, Hairston, VanDenend, 2007 9:54.07

6,400-Meter Relay

1. Pershing, Fuller, Moeller, Docherty, 1978 16:27.70
2. Rakaric, Webster, MacTaggart, VanDenend, 2006 16:55.43
3. Lewis, Witt, Hart, Fourman, 2015 16:58.44
4. Price, Eklin, Gardarsson, Docherty, 2016 17:00.30
5. Paul, Kadlec, Thode, Luciano, 2010 17:01.46
6. Witt, Lewis, Hart, Butler, 2014 17:01.65
7. N. Holmes, Witt, Thode, Lewis, 2012 17:02.26
8. Thomas, Allen, Rakaric, Lloyd, 2003 17:06.27
9. Pittman, Novotny, Feeldy, Marquardt, 1995 17:12.49
10. Bakker, Feeldy, Peters, Pittman, 1996 17:13.10

OUTDOOR ALL-TIME TOP 10 PERFORMERS



Meghan Armstrong

Marta Bote
Gonzalez

Brittany Brown

Nan Doak

Briana Guillory

Amanda Howe

Aisha James

100 Meters

1. Brittany Brown, 2018 11.28
2. Briana Guillory, 2016..... 11.35
3. Lake Kwaza, 2015 11.40
4. Vivien McKenzie, 1985..... 11.45
5. Davera Taylor, 1984 11.51
6. Erica Broomfield, 1998..... 11.53
7. Jiselle Providence, 2001..... 11.57
8. Tanja Reid, 1994..... 11.60
Peaches Roach, 2005 11.60
10. Yolanda Hobbs, 1995 11.62

100-Meter Hurdles

1. **Paige Magee, 2021 13.17**
2. Tiffany Johnson, 2007 13.20
3. Jenny Kimbro, 2018..... 13.22
4. **Myreanna Bebe, 2022 13.36**
5. Jahisha Thomas, 2017 13.46
6. Tria Simmons, 2019..... 13.49
7. Karessa Farley, 2009 13.53
8. **Tionna Tobias, 2021..... 13.58**
9. C. Prendergast, 1999..... 13.60
Paula Ruen, 2000 13.60

200 Meters

1. Brittany Brown, 2017 22.30
2. Briana Guillory, 2016..... 22.89
3. Elexis Guster, 2016 23.03
4. **LaSarah Hargrove, 2022 23.09**
5. Lake Kwaza, 2016 23.17
6. Shellene Williams, 2004..... 23.50
7. Kineke Alexander, 2006 23.58
8. Davera Taylor, 1984 23.59
9. Vivien McKenzie, 1985..... 23.61
10. **Lia Love, 2022..... 23.64**

400 Meters

1. Briana Guillory, 2018..... 51.30
2. Kineke Alexander, 2006 51.35
3. Elexis Guster, 2016 51.85
4. Shellene Williams, 2004 51.94
5. Ashley Liverpool, 2012 52.47
6. Ellen Grant, 1996 52.65
7. Alexis Hernandez, 2017..... 53.27
8. Cortney Strohmman, 2021..... 53.68
9. Senta Hawkins, 1988..... 54.01
Bethany Praska, 2011..... 54.01

400-Meter Hurdles

1. Mary Knoblauch, 1981 56.16
2. Wynsome Cole, 1998 56.67
3. MonTayla Holder, 2014..... 56.70
4. **Erin Dowd, 2022 57.47**
5. **Mariel Bruxvoort, 2022..... 57.83**
6. **Payton Wensel, 2022 58.05**
7. Jenny Kimbro, 2019..... 58.27
8. **Paige Magee, 2022 58.48**
9. Chris Davenport, 1981 59.18
10. Sommer Sharpe, 2018..... 59.20

800 Meters

1. Bethany Praska, 2011..... 2:03.78
2. **Mallory King, 2021 2:05.23**
3. Kay Stormo, 1982..... 2:05.67
4. Taylor Arco, 2019 2:06.06
5. Michelle Lahann, 2004..... 2:06.79
6. Katharina Trost, 2015 2:07.09
7. Mahnee Watts, 2016..... 2:07.41
8. Aisha Hume, 2005..... 2:08.50
9. Adrienne Alexia, 2013 2:08.61
10. **Clare Pitcher, 2021..... 2:08.64**

1,500 Meters

1. Meghan Armstrong, 2006 4:17.41
2. Betsy Flood, 2010..... 4:17.75
3. Jeanne Kruckeberg 1989..... 4:19.71
4. McKenzie Melander, 2012 4:20.22
5. Lauren Hardesty, 2009 4:20.40
6. Diane Nukuri, 2007 4:20.95
7. Penny O'Brien, 1985 4:21.43
8. Kay Stormo, 1982..... 4:22.24
9. Michelle Lahann, 2004 4:24.00
10. Shannon Stanley, 2006 4:25.08

3,000 Meters


1. Diane Nukuri, 2008 9:18.82
2. Penny O'Brien, 1985 9:20.61
3. McKenzie Melander, 2012 9:21.59
4. Betsy Flood, 2010..... 9:22.63
5. Nan Doak, 1985..... 9:23.04
6. Tracy Dahl, 1992 9:23.53
7. Meghan Armstrong, 2006 9:28.03
8. Brooke Eilers, 2011 9:30.08
9. Jeanne Kruckeberg, 1989..... 9:30.69
10. Jennifer Brower, 1992..... 9:34.59

3,000-Meter Steeplechase

1. Marta Bote Gonzalez, 2015..... 10:23.15
2. Danielle Berndt, 2011 10:26.54
3. Jessica Schmidt, 2008..... 10:27.18
4. Sarah Arens, 2004 10:34.50
5. Hannah Roeder, 2011 10:35.22
6. Madison Waymire, 2017 10:41.91
7. Kelsey Hart, 2011 10:47.56
8. Anna Hostetler, 2019 10:57.25
9. Kelly Breen, 2017 10:59.99
10. Katie Ellis, 2010 11:02.62

5,000 Meters

1. Nan Doak, 1985..... 15:45.84
2. McKenzie Melander, 2012 15:57.13
3. Diane Nukuri, 2008 15:59.39
4. Betsy Flood, 2011..... 16:04.46
5. Meghan Armstrong, 2008 16:08.83
6. Brooke Eilers, 2011 16:11.86
7. Mareike Schrulle, 2013 16:12.66
8. Jenny Spangler, 1983 16:17.21
9. Tracy Dahl, 1992 16:18.77
10. Racheal Marchand, 2008 16:27.02




Jenny Kimbro

Paige Magee

OUTDOOR ALL-TIME TOP10 PERFORMERS



Diane Nukuri



Bethany Praska



Alana Redfern



Peaches Roach



Jessie Strand



Lauauga Tausaga



Jahisha Thomas

10,000 Meters

1. Diane Nukuri, 2008 33:17.01
2. Jennifer Brower, 1991..... 33:23.38
3. Meghan Armstrong, 2008..... 33:28.00
4. Nan Doak, 1985..... 33:33.03
5. Jenny Spangler, 1983 33:39.24
6. Andrea Shine, 2018..... 33:50.25
7. Racheal Marchand, 2008 34:05.87
8. McKenzie Melander, 2012 34:29.83
9. Tracy Dahl, 1992 34:30.09
10. Betsy Flood, 2011..... 35:05.10

Heptathlon

1. Jenny Kimbro, 2021..... 5,679 pts
2. Tammilee Kerr, 2008..... 5,633 pts
3. Tria Simmons, 2019..... 5,557 pts
4. Dallyssa Huggins, 2021..... 5,437 pts
5. Kathy Gillespie, 1983..... 5,262 pts
6. **Tionna Tobias, 2021.....5,083 pts**
7. Tiff Pedersen, 2004 4,976 pts
8. Janet Adams, 1981..... 4,855 pts
9. Sarah Ryan, 2012 4,819 pts
10. Ruqayya Raheem, 1997 4,665 pts

High Jump

1. Peaches Roach, 2006 6-1 1/4 (1.86)
2. Jenny Kimbro, 2019..... 6-0 3/4 (1.85)
3. Mary Mol, 1983..... 6-0 (1.83)
4. Khanishah Williams, 2013 5-11 1/4 (1.81)
5. Dallyssa Huggins, 2021.. 5-10 1/2 (1.79m)
6. Caleigh Bacchus, 2010..... 5-10 (1.78)
7. Lynn McMillan, 1988..... 5-9 1/4 (1.76)
- Aubrianna Lantrip, 2018 5-9 1/4 (1.76)
- Tria Simmons, 2019..... 5-9 1/4 (1.76)
10. Madison Rouw, 2016..... 5-8 3/4 (1.75)
- Tria Simmons, 2018..... 5-8 3/4 (1.75)

Pole Vault

1. Jessie Strand, 2003..... 12-10 1/4 (3.92)
2. Sarah Burgett, 2006 12-1 3/4 (3.70)
3. Kirsten Weismantle, 2011..... 12-0 (3.66)
4. Amy Smith, 2018..... 11-11 3/4 (3.65)
5. Katie Truedson, 2010 11-5 1/4 (3.49)
6. Gina Shannon, 2001..... 11-2 1/4 (3.41)
7. Brittany Holst, 2013 11-1 (3.38)
8. Elyssa Tracy, 2015..... 10-6 (3.20)
9. Kacey Childs, 2000 8-0 1/2 (2.45)

Long Jump

1. Aisha James, 2003..... 22-3 (6.78)
2. Jahisha Thomas, 2018..... 21-6 (6.55)
3. Zinnia Miller, 2014 20-6 1/2 (6.26)
4. Renee White, 2008 20-3 3/4 (6.19)
5. Carisa Leacock, 2014..... 19-11 3/4 (6.09)
6. Amanda Carty, 2019..... 19-11 1/2 (6.08)
7. **Tionna Tobais, 2021..... 19-11 (6.07)**
8. Becki Borg, 1988 19-7 1/4 (5.97)
9. Jenny Kimbro, 2018..... 19-7 (5.97)
10. Cassidy Ellis, 2015 19-6 1/4 (5.95)

Triple Jump

1. Jahisha Thomas, 2018..... 44-2 (13.46)
2. Renee White, 2008 43-10 3/4 (13.36)
3. Zinnia Miller, 2014 42-0 1/2(12.81)
4. **Kayla Hutchins, 202141-10 (12.75)**
5. Tiffany Johnson, 2007 41-8 3/4 (12.72)
6. Eavion Richardson, 2021 41-1 (12.52)
7. Carisa Leacock, 2012 40-10 1/2 (12.46)
8. Amanda Carty, 2019 40-11 (12.47)
9. Becki Borg, 1988 40-7 1/2 (12.38)
10. Tria Simmons,2016 40-7 1/2(12.38)

Shot Put

1. Lauauga Tausaga, 2019 . 59-1 1/2 (18.02)
2. **Nia Britt, 2019 55-7 3/4 (16.96)**
3. **Kat Moody, 2021 54-7 1/2 (16.65)**
4. Lisa Van Steenwyk, 1992..... 50-8 (15.44)
5. Gail Smith, 1984..... 50-3 1/4 (15.32)
6. Denise Taylor, 1992 50-1 3/4 (15.28)
7. Erika Hammond, 2019.... 49-9 1/4 (15.17)
8. **Nicole Berry, 2022 49-2 1/4 (14.99)**
9. Kamesha Marshall, 2005 48-6 3/4 (14.80)
10. Laura Kriener, 1990..... 48-2 1/2 (14.69)

Discus

1. Lauauga Tausaga, 2019 209-9 (63.94)
2. Serena Brown, 2021..... 196-2 (59.81)
3. K. Spanoudakis, 2019 190-1 (57.95)
4. Majesty Tutson, 2013 181-1 (55.19)
5. Dakotah Goodell, 2014 169-4 (51.62)
6. **Kat Moody, 2021167-9 (51.13)**
7. Kara Misel, 2021..... 162-1 (49.40)
8. Tiffany Medenwaldt, 2010. 161-3 (49.16)
9. **Jamie Kofron, 2022160-8 (48.97)**
10. Denise Taylor, 1992 160-5 (48.90)

Javelin

1. Alana Redfern, 2003 181-5 (55.30)
2. Tammilee Kerr, 2008..... 163-5 (49.81)
3. Marissa Mueller, 2019..... 154-3 (47.02)
4. Mandy Beck, 1999..... 153-4 (46.74)
5. Dakotah Goodell, 2015 153-3 1/4 (46.71)
6. Terri Soldan, 1983 152-6 1/4 (46.48)
7. Shani Renning, 1990 152-3 (46.40)
8. Kayla Hochhalter, 2015 152-6 (46.48)
9. Clara Simon, 1981 149-9 (45.64)
10. Janet Adams, 1984..... 148-7 (45.28)

Hammer Throw

1. **Amanda Howe, 2021205-6 (62.65)**
2. Lauauga Tausaga, 2019 201-3 (61.34)
3. Annemie Smith, 2015... 200-1 1/2 (60.99)
- Nia Britt, 2019200-1 (60.99)**
5. Allison Wahrman, 2021..... 198-7 (60.53)
6. Jasmine Simpson, 2013..... 197-7 (60.23)
7. Becca Franklin, 2007 195-0 (59.45)
8. Ashlyn Gulvas, 2014..... 192-9 (58.75)
9. Leah Colbert, 2018..... 189-3 (57.69)
10. Kelsey Taylor, 2011 177-0 (53.95)

WOMEN'S ALL-TIME TOP 10 RELAYS

400-Meter Relay

1.	Kwaza, Guster, Guillory, Hernandez, 2016.....	44.04
2.	Chapman, Guillory, Hernandez, Brown, 2017	44.34
3.	Kwaza, Guster, Chapman, Guillory, 2016.....	44.41
4.	Thomas, Avant, Guillory, Brown, 2018	44.44
5.	Kwaza, Guster, Hernandez, Brown, 2014.....	44.51
6.	Thomas, Guillory, Hernandez, Brown, 2017	44.53
7.	Kwaza, Guster, Holder, Brown, 2014	44.62
8.	Poole, Reid, Floyd, Hobbs, 1994.....	44.63
9.	Hargrove, Love, Tobias, Magee, 2022	44.66
10.	Charles, Williams, Providence, James, 2003	44.71
	Brown, Kwaza, Ellis, Holder, 2015.....	44.71

Shuttle Hurdle Relay

1.	Prendergast, Cole, Raheem, Ruen, 1998.....	56.44
2.	Cole, Prendergast, Raheen, Ruen, 1998	56.54
3.	Raheen, Prendergast, Cole, Ruen, 1998	57.53

800-Meter Relay

1.	Chapman, Guillory, Hernandez, Brown, 2017	1:35.36
2.	Hobbs, Reid, Floyd, Poole, 1994.....	1:35.69
3.	Roach, McCalla, Alexander, Johnson, 2006	1:36.19
4.	Chapman, Roberts-Lewis, Champe, Brown, 2016	1:36.98
5.	Williams, Charles, Fouchè, Providence, 2003.....	1:37.49
6.	Herrmann, McCalla, Raymond, Roach, 2004.....	1:37.66
7.	Charles, Dixon, Knight, Prendergast, 2002	1:38.15
8.	Christian, Buss, Swanson, Morken, 2019	1:38.52
9.	Prendergast, Dixon, Knight, Providence, 2001	1:38.73
10.	Trusty, Hendricks, Graham, Erickson, 2009	1:38.79

1,600-Meter Relay

1.	Hernandez, Guillory, Holder, Guster, 2016	3:30.97
2.	Guillory, Brown, Hernandez, Champe, 2017	3:32.37
3.	Guster, Hernandez, Holder, Kwaza, 2014	3:34.83
4.	Praska, Hendricks, Liverpool, Erickson, 2011	3:35.93
5.	Champe, Guillory, Plock, Sharpe, 2018	3:35.94
6.	Guster, Watts, Hernandez, Kwaza, 2014.....	3:36.09
7.	Hume, Charles, Steffen, Williams, 2003	3:36.26
8.	Kimbrow, Weum, Simmons, Wensel, 2019.....	3:36.32
9.	King, Saunders, Bruxvoort, Strohman, 2021.....	3:36.50
10.	Saunders, Roberts, King, Strohman, 2021	3:37.15

Sprint Medley Relay

1.	Jones, Hendricks, Liverpool, Praska, 2011.....	3:48.63
2.	Brown, Kwaza, Guster, Watts, 2014.....	3:51.18
3.	Kwaza, Guster, Holder, Watts, 2016.....	3:52.62
4.	Swanson, Morken, King, Arco, 2019	3:52.85
5.	Kwaza, Brown, Guster, Trost, 2015	3:53.29
6.	Christian, Buss, Guillory, Arco, 2019	3:54.18
7.	Kwaza, R. Moore, Holder, Alexia, 2013.....	3:54.51
8.	Trusty, R. Moore, Hendricks, Praska, 2010.....	3:56.53
9.	Reid, Philip, Hobbs, Benning, 1995.....	3:56.54
10.	Roach, Alexander, McCalla, Stanley, 2005.....	3:56.99

3,200-Meter Relay

1.	McCabe, Arco, Saunders, King, 2019.....	8:31.84
2.	Suppelsa, Wodek, Kruckeberg, Schneckloth, 1987.....	8:46.45
3.	Lahann, Stanley, Hume, Barber, 2004	8:48.87
4.	Schneckloth, Roberts, Hawkins, Kruckeberg, 1989	8:49.38
5.	Trost, Maser, Alexia, Nelson, 2014	8:49.95
6.	Nelson, Watts, Wilberding, Sindt, 2016.....	8:51.90
7.	Flood, Dlh, L. Hardesty, Docherty, 2009.....	8:53.91
8.	Armstrong, Stanley, Laney, Hume, 2005.....	8:54.27
9.	O'Brien, Camarigg, Williams, Stormo, 1981	8:54.36
10.	Flood, Melander, Praska, Hardesty, 2010	8:54.45

Distance Medley Relay

1.	Hoskins, Powell, Schneckloth, Kruckeberg, 1989	11:22.18
2.	Armstrong, Alexander, Poncé, Stanley, 2007.....	11:25.05
3.	Stanley, McCalla, Hume, Armstrong, 2005	11:34.04
4.	Barber, Williams, Hume, Arens, 2004.....	11:34.56
5.	Thompson, Williams, Hume, Arens, 2003	11:39.02
6.	2000	11:39.83
7.	Schrulle, Erickson, Placzek, Eilers, 2012	11:40.57
8.	Davenport, xx, xx, xx, 1981.....	11:41.44
9.	Pare, Grant, Benning, Gilchrist, 1997	11:41.92
10.	Dlh, Erickson, Docherty, Anderson, 2010.....	11:43.06

6,400-Meter Relay

1.	Flood, Melander, A. Hardesty, L. Hardesty, 2010.....	19:05.63
2.	Nukuri, Marchand, Henize, Armstrong, 2008.....	19:15.42
3.	Flood, Laesch, Ranegar, Melander, 2012.....	19:16.73
4.	Flood, Eilers, Melander, L. Hardesty, 2011	19:17.52
5.	Flood, Melander, A. Hardesty, Eilers, 2009.....	19:36.43
6.	Scott, Gordon, Schrulle, Gambrall, 2013	19:41.15
7.	Jones, Bote Gonzalez, Wilberding, Reischmann, 2015.....	19:59.72
8.	Maser, Price, Wilberding, Montuclard, 2014	20:23.27
9.	Chapple, Laney, Donlon, Sokol, 2005	20:39.12
10.	Arens, Barber, Butler, Roberts, 2001	20:40.89