

# OUTDOOR ALL-TIME TOP 10 PERFORMERS



Justin Austin



Matt Byers



Nikolas Curtiss




Troy Doris



Jeffery Herron



Gabe Hull



Anthuan Maybank

## 100 Meters

1. **Kalen Walker, 2022** ..... **10.20**
2. Justin Austin, 2011 ..... 10.21
3. O'Shea Wilson, 2017 ..... 10.22
4. George Page, 1996 ..... 10.25
5. James Harrington, 2015..... 10.26
6. Anthuan Maybank, 1994 ..... 10.31
- Tim Dwight, 1997 ..... 10.31
- Josh Larney, 2013 ..... 10.31
- Vinnie Saucer, Jr., 2015 ..... 10.31
10. Antonio Woodard, 2018..... 10.34

## 110-Meter High Hurdles

1. Jaylan McConico, 2021 ..... 13.23
2. Aaron Mallett, 2017..... 13.24
3. Jamal Britt, 2021..... 13.45
4. Pat McGhee, 1989 ..... 13.50
5. Dion Trowers, 1996..... 13.62
6. Ronnie McCoy, 1985..... 13.66
7. **Josh Braverman, 2021** ..... **13.69**
8. Ethan Holmes, 2011 ..... 13.73
9. Jordan Mullen, 2013..... 13.76
- Chris Douglas, 2018..... 13.76

## 200 Meters

1. Justin Austin, 2011 ..... 20.31
2. Jeff Patrick, 1983 ..... 20.47
3. James Harrington, 2015..... 20.50
4. Karayme Bartley, 2019..... 20.51
5. Anthuan Maybank, 1994 ..... 20.55
6. Victor Green, 1984 ..... 20.60
7. Antonio Woodard, 2018..... 20.61
8. Andre Morris, 1995 ..... 20.64
9. George Page, 1996 ..... 20.67
10. Collin Hofacker, 2017..... 20.71
- Wayne Lawrence, Jr., 2021** ..... **20.71**

## 400 Meters

1. **Jenoah McKiver, 2022** ..... **44.74**
2. Mar'yea Harris, 2018..... 44.94
3. Anthuan Maybank, 1993 ..... 44.99
4. Andre Morris, 1995 ..... 45.15
5. Mike Mondane, 1967 ..... 45.20
6. **Wayne Lawrence, Jr., 2019** ..... **45.33**
7. Steven Willey, 2010 ..... 45.78
8. Karayme Bartley, 2019..... 45.80
9. DeJuan Frye, 2018 ..... 46.17
10. Gary Hollingsworth, 1963..... 46.30

## 400-Meter Hurdles

1. Pat McGhee, 1988 ..... 48.83
2. Jamal Britt, 2021..... 49.69
3. Monte Raymond, 1998..... 50.09
4. Ray Varner, 2010..... 50.24
5. Chris Douglas, 2019..... 50.32
6. Paul Steele, 1989..... 50.45
7. Russell Peterson, 2001 ..... 50.50
8. Ethan Holmes, 2013 ..... 50.51
9. Adam Kunkel, 2001..... 50.73
10. Austin Lietz, 2021 ..... 50.92

## 800 Meters

1. Erik Sowinski, 2012..... 1:45.90
2. Matt Manternach, 2019 ..... 1:46.93
3. Carter Lilly, 2016..... 1:46.95
4. **Alec Still, 2022** ..... **1:47.50**
5. Bill Frazier, 1962 ..... 1:47.64
6. D'Juan Strozier, 1990 ..... 1:47.82
7. Adam Hairston, 2011..... 1:48.10
8. Tysen VanDraska, 2021..... 1:48.13
9. **Armando Bryson, 2022** ..... **1:48.31**
10. Will Teubel, 2015..... 1:48.60

## 1,500 Meters

1. **Max Murphy, 2022**.....**3:40.63**
2. Jeff Thode, 2010 ..... 3:43.02
3. **Kal Lewis, 2021** ..... **3:43.32**
4. Joel Moeller, 1978 ..... 3:44.01
5. Jim Docherty, 1978..... 3:44.30
6. Nathan Mylenek, 2019 ..... 3:44.49
7. Sam Fourman, 2015 ..... 3:44.50
8. Michael Melchert, 2018 ..... 3:44.59
9. Adam Jones, 2017 ..... 3:45.48
10. Dan Waters, 1986 ..... 3:46.35

## 3,000-Meter Steeplechase


1. Nathan Mylenek, 2021 ..... 8:35.41
2. Deacon Jones, 1956..... 8:47.40
3. Steve Pershing, 1978 ..... 8:54.59
4. Andy Morris, 2000..... 8:56.21
5. Matt Gerard, 1994 ..... 8:57.01
6. Andy Napier, 2008 ..... 8:57.54
7. Rollie Kitt, 1967 ..... 9:02.90
8. Al Greene, 1985..... 9:02.96
9. Tony Rakaric, 2005..... 9:03.29
10. Mark Battista, 2010 ..... 9:04.60

## 5,000 Meters

1. Micah VanDenend, 2007 ..... 13:49.31
2. Nathan Mylenek, 2021 ..... 13:54.15
3. Daniel Soto, 2021 ..... 13:55.71
4. Larry Wiczorek, 1968..... 13:56.00
5. Kevin Herd, 1993 ..... 13:59.00
6. Stetson Steele, 2000..... 14:02.76
7. Kevin Lewis, 2014 ..... 14:02.78
8. Eric MacTaggart, 2005 ..... 14:04.79
9. Dan Haut, 2006..... 14:07.30
10. Jesse Luciano, 2010 ..... 14:08.71



Jaylan McConico



Pat McGhee



Jenoah McKiver



Nathan Mylenek




Max Murphy

# OUTDOOR ALL-TIME TOP 10 PERFORMERS




Erik Sowinski




Stetson Steele




Micah VanDenend



Kalen Walker



Austin West



Todd Wigginton



Arno  
van der Westhuizen

## 10,000 Meters

1. Stetson Steele, 2000 ..... 28:44.47
2. Daniel Soto, 2021 ..... 28:48.18
3. Eric MacTaggart, 2006..... 28:50.23
4. **Max Murphy, 2022 .....28:57.96**
5. Kevin Lewis, 2015..... 28:59.62
6. **Nick Trattner, 2022 .....29:39.83**
7. Nick Nordheim, 2002 ..... 29:44.71
8. Trent Corey, 2002 ..... 29:45.25
9. Ian Eklin, 2017..... 29:47.06
10. Chad Schwitters, 1999..... 29:56.00

## Decathlon

1. **Austin West, 2022 ..... 8,179 pts**
2. Will Daniels, 2021 ..... 7,864 pts
3. William Dougherty, 2018 ..... 7,673 pts
4. **Peyton Haack, 2021 ..... 7,458 pts**
5. Kyle Reid, 2013..... 7,203 pts
6. Jack Eckert, 2015..... 7,087 pts
7. Dan Rolling, 2010 ..... 6,957 pts
8. Scott Faber, 2000..... 6,839 pts
9. Ryan Niver, 2008 ..... 6,837 pts
10. Chad Ohly, 1994 ..... 6,641 pts

## High Jump

1. Jeffery Herron, 2012..... 7-4 1/4 (2.24)
2. Bill Hansen, 1978 ..... 7-4 (2.23)
- Bill Knoedel, 1975 ..... 7-4 (2.23)
4. Kevin Spejcher, 2014 ..... 7-2 1/2 (2.20)
5. M. Cunningham, 1986..... 7-1 (2.16)
- Kenneth Lansing, 1988..... 7-1 (2.16)
- Jay Hunt, 2019..... 7-1 (2.16)
8. Pat Meade, 1987 ..... 7-0 1/4 (2.14)
9. Graham Valdes, 2012 ..... 6-11 3/4 (2.12)
10. Will Daniels, 2021 ..... 6-11 1/2 (2.12)

## Pole Vault

1. Todd Wigginton, 1984 ..... 17-0 (5.18)
2. Chad Ohly, 1994 ..... 16-8 3/4 (5.10)
- Kyle Reid, 2013 ..... 16-8 3/4 (5.10)
4. Curt Broek, 1978 ..... 16-8 (5.08)
5. Andy Jatis, 2018 ..... 16-7 1/2 (5.07)
6. Phil Wertman, 1971 ..... 16-7 (5.05)
- Kelly Scott, 1988..... 16-7 (5.05)
8. **Peyton Haack, 2021 ..... 16-4 3/4 (5.00)**
9. John Teffer, 1972 ..... 16-2 (4.93)
10. Alex Zona, 2009..... 16-0 3/4 (4.90)

## Long Jump

1. Anthuan Maybank, 1993..... 27-1 (8.25)
2. Bashir Yamini, 1997 ..... 26-8 1/4 (8.13)
3. Paul Jones, 1989..... 25-10 1/4 (7.88)
4. Darren Smith, 1991 ..... 25-9 3/4 (7.86)
5. **James Carter, Jr., 2022.... 25-7 1/2 (7.81)**
6. Quinn Early, 1986 ..... 25-7 1/4 (7.80)
7. O'Shea Wilson, 2017 ..... 25-5 1/4 (7.75)
8. Ed Gordon, 1931 ..... 25-4 3/8 (7.68)
9. Matty Gorman, 2006..... 25-1 1/4 (7.65)
10. Ronnie McCoy, 1985 ..... 25-0 (7.62)

## Triple Jump

1. Troy Doris, 2012 ..... 54-8 (16.66)
2. **James Carter, Jr., 2021 .. 54-2 3/4 (16.53)**
3. Babatunde Amosu, 2015.... 53-10 (16.15)
4. Paul Jones, 1990..... 53-9 (16.38)
5. Antwon James, 2017 ..... 52-4 1/2 (15.96)
6. Klyvens Delaunay, 2013.. 52-2 1/2 (15.91)
7. Gordon Finch, 1988..... 50-9 1/4 (15.47)
8. Mike Lacy, 1984..... 50-5 (15.36)
9. **Deandre Stapleton, Jr. 2022 .49-10 (15.19)**
10. Pat Miller, 1985 ..... 49-8 1/2 (15.25)

## Shot Put

1. **Nikolas Curtiss, 2022 ..... 65-9 (20.04)**
2. Jeremy Allen, 2001..... 63-2 3/4 (19.27)
3. Reno Tuufuli, 2018 ..... 62-10 3/4 (19.17)
4. Ken Kemeny, 2005..... 62-3 (18.97)
5. Shane Maier, 2006 ..... 62-2 1/4 (18.95)
6. Andy Banse, 2005 ..... 61-11 1/2 (18.88)
7. John Hickey, 2008..... 61-9 1/2 (18.83)
8. **Elijah Barnes, 2021 ..... 60-4 1/2 (18.40)**
9. Avery Meyers, 2017 ..... 60-4 (18.39)
10. Chris Gambol, 1987..... 60-0 1/2 (18.30)

## Discus

1. Gabe Hull, 2014..... 207-1 (63.11)
2. Reno Tuufuli, 2019 ..... 205-2 (62.54)
3. A.J. Curtis, 2007 ..... 202-11 (61.84)
4. Gary Kostrubala, 1986..... 202-4 (61.68)
5. Jeremy Allen, 2001..... 195-4 (59.54)
6. Tim Brodersen, 2005 ..... 193-6 (58.98)
7. **Jordan Johnson, 2021 .....189-6 (57.77)**
8. Avery Meyers, 2017 ..... 185-8 (56.61m)
9. Brad Daufeldt, 2004 ..... 185-0 (56.40)
10. Nick Brayton, 2009 ..... 180-11 (55.15)

## Hammer

1. A. van der Westhuizen, 2001222-11 (67.94)
2. Adam Hamilton, 2007 ..... 222-2 (67.73)
3. Jim Costello, 2002 ..... 217-7 (66.32)
4. Brad Daufeldt, 2004 ..... 207-10 (63.34)
5. Chris Voller, 2005 ..... 206-0 (62.80)
6. Matt Banse, 2012 ..... 201-11 (61.55)
7. **Tyler Lienau, 2021 .....199-6 (60.81)**
8. Jeremy Allen, 2001..... 199-0 (60.66)
9. Ben Stancombe, 2011 ..... 197-6 (60.20)
10. **Nikolas Curtiss, 2022 .....192-4 (58.62)**

## Javelin

1. Matt Byers, 2011 ..... 245-8 (74.89)
2. Bill Neumann, 2002..... 244-8 (74.58)
3. Dan Ralph, 2000..... 227-10 (69.44)
4. Sam Joens, 2015..... 211-5 3/4 (64.45)
5. Zach Schimp, 2010 ..... 211-0 (64.32)
6. Alex Balke, 2016 ..... 205-11 (62.77)
7. Kale Katt, 2007 ..... 204-0 (62.17)
8. Joel Storm, 2004 ..... 203-5 (62.01)
9. Matt Stank, 2001..... 199-0 (60.66)
10. **Austin West, 2022 .....198-6 (60.39m)**

# MEN'S ALL-TIME TOP 10 RELAYS

## 400-Meter Relay

1. **Walker, Kresley, Reed, K. Jefferson, 2022**..... **39.03**
2. Brissett, Wilson, Thompson, Mallett, 2017 ..... 39.12
3. Hofacker, Woodard, **Lawrence Jr.**, Bartley, 2019..... 39.17
4. Mincy, Wilson, Harrington, Brown, 2014 ..... 39.19
5. Mincy, Austin, E. Holmes, Larney, 2013 ..... 39.31
6. Saucer, Jr., Brissett, Harrington, Mallett, 2016 ..... 39.44
7. Brissett, Wilson, Woodard, Mallett, 2017 ..... 39.46
8. Beecham, Duckett, Greer, R. Smith, 1984 ..... 39.48  
McConico, Woodard, **Reed, Kresley**, 2021..... 39.48
10. Mallett, Wilson, Ogwo, Harris, 2017 ..... 39.49

## Shuttle Hurdle Relay

1. **Conway, Braverman, K. Johnson, Reed, 2022** ..... **56.74**
2. McGhee, Armstrong, Falls, Stelle, 1989 ..... 57.80
3. Wigginton, Jones, Lacey, McCoy, 1985..... 59.77
4. Williams, **Haack, Braverman**, McConico, 2019 ..... 1:01.14
5. 1975 ..... 1:05.20

## 800-Meter Relay

1. James, Mallett, Harris, B. Thompson, 2017 ..... 1:23.02
2. B. Thompson, Brissett, Harrington, Ganschow, 2016..... 1:23.36
3. B. Thompson, Ganschow, Frye, Hofacker, 2017..... 1:23.73
4. Richardson, Sayon, Richards, Chaney, Jr., 2009 ..... 1:24.85
5. Harrington, VanCleave, Wilson, Mallett, 2014 ..... 1:24.86
6. Austin, Brown, Larney, VanCleave, 2013 ..... 1:25.60
7. Wilson, Sorrells, Douglas, Williams, 2018 ..... 1:25.87
8. Barclay, McCalister, Jensen, Elliott, 1979..... 1:26.39
9. Sorrells, **Braverman**, Douglas, **Haack**, 2019 ..... 1:28.29
10. Thomas, Balkrishnan, Patterson, Freidrich 1991 ..... 1:28.38

## 1,600-Meter Relay

1. **Lawrence Jr.**, Woodard, Bartley, Harris, 2019 ..... 3:00.14
2. Frye, Harris, Hofacker, Ogwo, 2017 ..... 3:01.91
3. **Steward, Bryson, Gillum, McKiver, 2022**..... **3:02.39**
4. Lietz, Woodard, **Gillum, Lawrence, Jr.**, 2021..... 3:02.54
5. **Lawrence Jr.**, Woodard, Hofacker, Harris, 2019 ..... 3:03.10
6. Morris, Davis, Page, Rozell, 1995..... 3:03.11
7. Branch, Dwight, Dodge, Yamini, 1999 ..... 3:03.29
8. Frye, Woodard, Hofacker, Harris, 2018 ..... 3:03.69
9. Ogwo, Harris, Hofacker, Lilly, 2017 ..... 3:03.78
10. Ferree, Frazier, Mondane, Reimer, 1967..... 3:04.10

## Sprint Medley Relay

1. McCorkle, Jones, Chung, Strozier, 1990 ..... 3:15.64
2. Sayon, Austin, Willey, Sowinski, 2011 ..... 3:16.18
3. Richards, Larney, Davey, Sowinski, 2012 ..... 3:17.25
4. Richardson, Richards, Willey, Sowinski, 2010..... 3:17.74
5. **Reed, K. Jefferson, McKiver, Still, 2022** ..... **3:18.06**
6. Hofacker, Woodard, Harris, VanDraska, 2018..... 3:18.11
7. Saucer, Jr., Brissett, Harris, Lilly, 2016..... 3:18.53
8. Hofacker, Woodard, Harris, Lilly, 2017 ..... 3:18.73
9. Armstrong, Thomas, Maybank, Strozier, 1991 ..... 3:18.93
10. Yamini, Davis, Dodge, Donovan, 1999 ..... 3:19.87

## 3,200-Meter Relay

1. Schum, Christensen, Steffen, Criswell, 1971 ..... 7:18.60
2. **Gudgel, Bryson, Abrego, Still, 2022** ..... **7:19.13**
3. VanDraska, **Still**, Teubel, Lilly, 2019 ..... 7:22.50
4. Hairston, Prom, Thode, Sowinski, 2011..... 7:23.77
5. Manternach, VanDraska, W. Teubel, Lilly, 2017..... 7:24.77
6. Melchert, Manternach, N. Teubel, Lilly, 2018 ..... 7:28.37
7. Corrigan, Blackman, Strozier, Chambers, 1989 ..... 7:29.00
8. **Hoffman, Olson, Still**, VanDraska, 2021 ..... 7:29.81
9. Melchert, Dorman, Lilly, Larrison, 2016 ..... 7:30.32
10. N. Teubel, Manternach, Chaidez, W. Teubel, 2017 ..... 7:30.74

## Distance Medley Relay

1. Pershing, Moeller, Slack, Docherty, 1978 ..... 9:39.94
2. Kuczwarra, Barton, Hairston, Thode, 2011 ..... 9:41.37
3. N. Holmes, VanCleave, Sowinski, Thode, 2012..... 9:41.59
4. Young, Barton, Kuczwarra, Luciano, 2010..... 9:42.97
5. **Lewis, Steward, Abrego, Murphy, 2022** ..... **9:47.73**
6. Mylenek, Thompson, Manternach, Melchert, 2018 ..... 9:50.70
7. VanDraska, **Lawrence Jr.**, Teubel, Mylenek, 2019 ..... 9:53.14
8. Prom, Davey, Weir, Witt, 2013..... 9:53.83
9. Theisen, Williams, Wiesa, Waters, 1985 ..... 9:54.04
10. Wilfong, Slaymaker, W. Teubel, Witt, 2013..... 9:54.05

## 6,400-Meter Relay

1. Pershing, Fuller, Moeller, Docherty, 1978..... 16:27.70
2. Rakaric, Webster, MacTaggart, VanDenend, 2006..... 16:55.43
3. Lewis, Witt, Hart, Fourman, 2015 ..... 16:58.44
4. Price, Eklin, Gardarsson, Docherty, 2016..... 17:00.30
5. Paul, Kadlec, Thode, Luciano, 2010 ..... 17:01.46
6. Witt, Lewis, Hart, Butler, 2014 ..... 17:01.65
7. N. Holmes, Witt, Thode, Lewis, 2012 ..... 17:02.26
8. Thomas, Allen, Rakaric, Lloyd, 2003 ..... 17:06.27
9. Pittman, Novotny, Feeldy, Marquardt, 1995 ..... 17:12.49
10. Bakker, Feeldy, Peters, Pittman, 1996 ..... 17:13.10