

IOWA HAWKEYE BASKETBALL

2023 MEDIA GUIDE

IOWA BASKETBALL





Juan
McCAFFERY

One of only five Division I coaches to lead teams to conference tournament titles in four or more different leagues.





Iowa Hawkeyes Basketball Schedule -- 2022-23

| Date | Opponent | Time (TV/Stream) |
|-----------------|--------------------------------------|-------------------------|
| Mon., Oct. 31 | Truman State (exhibition) | 7 p.m. (B1G+) |
| Mon., Nov. 7 | Bethune Cookman | 6 p.m. (ESPNU) |
| Fri., Nov. 11 | North Carolina A&T | 7 p.m. (B1G+) |
| Wed., Nov. 16 | at Seton Hall ^ | 6:30 p.m. (FS1) |
| Mon., Nov. 21 | Omaha | 7 p.m. (BTN) |
| Fri., Nov. 25 | vs. Clemson # | 6 p.m. (CBS SN) |
| Sat., Nov. 26 | vs. TCU/Cal # | TBD |
| Tues., Nov. 29 | Georgia Tech % | 8 p.m. (ESPN2/U) |
| Tues., Dec. 6 | vs. Duke + | 8:30 p.m. (ESPN) |
| Thurs., Dec. 8 | Iowa State * | 7 p.m. (FS1) |
| Sun., Dec. 11 | Wisconsin | 5:30 p.m. (BTN) |
| Sat., Dec. 17 | Southeast Missouri State | 7:30 p.m. (BTN) |
| Wed., Dec. 21 | Eastern Illinois | 7 p.m. (B1G+) |
| Thurs., Dec. 29 | at Nebraska | 6 p.m. (BTN) |
| Sun., Jan. 1 | at Penn State | 4:30 p.m. (BTN) |
| Thurs., Jan. 5 | Indiana | 8 p.m. (FS1) |
| Sun., Jan. 8 | at Rutgers | 11 a.m./1:15 p.m. (BTN) |
| Thurs., Jan. 12 | Michigan | 6 p.m. (ESPN2) |
| Sun., Jan. 15 | Maryland | 1:15/3 p.m. (BTN) |
| Wed., Jan. 18 | Northwestern | 8 p.m. (BTN) |
| Sat., Jan. 21 | at Ohio State | 1/7 p.m. (FOX) |
| Thurs., Jan. 26 | at Michigan State | 6 p.m. (FS1) |
| Sun., Jan. 29 | Rutgers | 1 p.m. (BTN) |
| Sat., Feb. 4 | Illinois | 1:30 p.m. (FOX) |
| Thurs., Feb. 9 | at Purdue | 6 p.m. (ESPN2) |
| Sun., Feb. 12 | at Minnesota | Noon (FS1) |
| Thurs., Feb. 16 | Ohio State | 8 p.m. (ESPN2) |
| Sun., Feb. 19 | at Northwestern | 5:30 p.m. (BTN) |
| Wed., Feb. 22 | at Wisconsin | 8 p.m. (BTN) |
| Sat., Feb. 25 | Michigan State | 11 a.m. (ESPN/2) |
| Tues., Feb. 28 | at Indiana | 6 p.m. (ESPN/2) |
| Sun., March 5 | Nebraska | 1 p.m. (BTN) |
| March 8-12 | at Big Ten Tournament | TBD |
| | Chicago | |
| March 14-15 | at First Four | Dayton, OH |
| March 16-19 | NCAA Tournament, First/Second Rounds | |
| March 23-26 | NCAA Tournament, Regional Finals | |
| April 1-3 | NCAA Final Four | Houston, TX |

Schedule is subject to change. All times are central standard time.

^ -- Gavitt Games

- Emerald Coast Classic (Niceville, FL)

% -- ACC/Big Ten Men's Basketball Challenge

+ -- played at Madison Square Garden (New York, NY)

* -- Iowa Corn Cy-Hawk Series

University of Iowa Nondiscrimination Statement

The University of Iowa prohibits discrimination in employment, educational programs, and activities on the basis of race, creed, color, religion, national origin, age, sex, pregnancy (including childbirth and related conditions), disability, genetic information, status as a U.S. veteran, service in the U.S. military, sexual orientation, gender identity, or associational preferences. The university also affirms its commitment to providing equal opportunities and equal access to university facilities. For additional information on nondiscrimination policies, contact the Director, Office of Institutional Equity, the University of Iowa, 202 Jessup Hall, Iowa City, IA 52242-1316, 319-335-0705, oi-e-ui@uiowa.edu.

Contents

| | |
|--|---------|
| Consensus All-Americans Luka Garza & Keegan Murray | 2-3 |
| Hawkeye Basketball Style | 4 |
| Iowa Basketball Tradition | 5 |
| 2022-23 Roster and Quick Facts | 6-7 |
| 2022-23 Season Preview | 8-9 |
| President Barbara J. Wilson | 10 |
| Director of Athletics Gary Barta | 11-13 |
| Head Coach Fran McCaffery | 14-33 |
| Assistant Coaches/Support Staff | 34-41 |
| 2022-23 Iowa Hawkeye Bio Information | 42-65 |
| 2021-22 Stats and Review Information | 66-73 |
| All-Time Series Results | 74-75 |
| Record vs. All Conferences | 76-77 |
| All-Time Series Results | 78-91 |
| SID Directory | 91 |
| Day-by-Day Results | 92-93 |
| Individual Records | 94 |
| Team Records/Largest Comeback Wins | 95 |
| Single Game -- Individual Leaders | 96 |
| Season -- Individual Leaders | 97 |
| Career -- Individual Leaders | 98 |
| Team Leaders -- Single Game & Season | 99 |
| Individual Game Scoring Leaders | 100-101 |
| 30/40 Point Club | 102 |
| Individual Game Rebounding and Assists Leaders | 103-104 |
| Career Double-Doubles | 105-111 |
| Miscellaneous Clubs | 112-113 |
| Season-by-Season Leaders | 114-115 |
| Basketball Attendance/Largest Crowds | 116 |
| Miscellaneous Records/Overtime/Information | 117-123 |
| Iowa's Tournament Records | 124-125 |
| Carver-Hawkeye Arena Records | 126 |
| 1,000-Point Club | 127-132 |
| NCAA/NIT Box Scores | 133-153 |
| Iowa Basketball Yearly Record | 154-155 |
| All-Time Coaching Numbers | 156 |
| Year-By-Year Scores | 157-176 |
| Iowa Record Versus AP Top 25 Teams | 177-180 |
| Tournament History | 181-185 |
| Iowa NCAA Tournament History | 186-187 |
| Year-By-Year Statistics | 188-190 |
| Iowa's Basketball History Information | 191-200 |
| Hawkeyes in the NBA Draft | 201 |
| All-Time Lettermen/Jersey Numbers | 202-206 |
| 2022-23 Composite Big Ten Schedule | 207-209 |
| Hawkeye Visions | 210-211 |
| Media Information | 212-213 |
| 2022-23 Iowa Basketball Headshots | 216 |

Iowa Athletic Communications

S300 Carver-Hawkeye Arena
 One Elliott Drive
 Iowa City, IA 52242
 Office Telephone: 319-335-9411

Matthew Weitzel, Associate Director, Basketball Contact
 Steve Roe, Director
matthew-weitzel@uiowa.edu
steven-roe@uiowa.edu

CREDITS

Publisher: The University of Iowa Athletic Department
Editors: Matt Weitzel, Steve Roe, and Traci Wagner
Design: Matt Ellison, Art Director
Photographers: Brian Ray, Stephen Mally, Jeff Becker, Justin Torner, NBA



LUKA GARZA

MOST DECORATED PLAYER IN PROGRAM HISTORY

- Consensus National Player of the Year (2021)
- Big Ten Jesse Owens Male Athlete of the Year (2021)
- Senior CLASS Award recipient (2021)
- Two-time National Player of the Year
- Two-time Big Ten Player of the Year
- Two-time consensus first-team All-American
- Two-time USBWA District VI Player of the Year
- Two-time Kareem Abdul-Jabbar Center of the Year
- Two-time Pete Newell Big Man of the Year
- Two-time unanimous first-team All-Big Ten
- One of nine men's basketball players to have his number retired
- One of only three players to earn Big Ten Player of the Year in consecutive seasons
- Iowa All-Time Leading Scorer
- Only Big Ten men's basketball player to amass more than 2,250 points & 900 rebounds



KEEGAN MURRAY HISTORIC 2022 SEASON

- #4 Overall Selection in 2022 NBA Draft
- Consensus First-Team All-American
- Karl Malone Power Forward of the Year
- Finalist (Wooden, Naismith, Lute Olson & Lefty Driesell)
- Unanimous First-Team All-Big Ten
- USBWA & NBAC All-District Selection
- Big Ten Tournament Most Outstanding Player
- Program record 6X Big Ten Player of the Week honors
- Iowa single-season scoring champion (822 points)
- Big Ten Tournament record 103 points
- Second player in Division I history to amass 800+ points, 60+ blocks, 60+ 3-pointers



2022-23

THE UNIVERSITY OF IOWA

ONE OF THE NATION'S VERY BEST

Iowa City, Iowa. It is the home for one of the nation's leading public universities, the University of Iowa.

It's also the home of one of the nation's most successful college basketball programs, the Iowa Hawkeyes.

28 NCAA Tournament appearances • 3 Final Fours • 8 Sweet Sixteens • 4 Elite Eights • 11 Big Ten Championships

HERE IS A SAMPLING OF IOWA'S MOST RECENT SUCCESS:

Iowa basketball has posted winning seasons nine of the last 10 years under head coach Fran McCaffery, including 26 victories in 2022, second most in school history. The Hawkeyes have finished in the Big Ten first division and advanced to the NCAA Tournament five of the past seven completed seasons.

The Hawkeyes won all 17 home games in 2006, posting the first-ever perfect record in Carver-Hawkeye Arena. Iowa has posted a 211-67 record in Carver-Hawkeye Arena over the past 16 seasons, including a 139-34 mark the last 10 years. Iowa won a school-record 18 home games in 2013.

Iowa earned berths in five of the past seven NCAA Tournaments (winning games in 2015, 2016, 2019, and 2021), and reached the NIT in 2012 (Round of 16), 2013 (runner-up), and 2017 (second round).

Iowa has appeared in the NCAA Tournament 25 times over the past 44 years. The Hawkeyes have made three appearances in the NCAA Final Four and have advanced to the Sweet 16 three times since 1987.

The eight winningest seasons in Iowa basketball history, 30 wins in 1987, 26 wins in 2022, 25 wins in 2013 and 2006, 24 wins in 1988 and 23 wins in 1989, 1993, 1996, 2001, and 2019, are an indication of the past success of Iowa basketball. Iowa has posted 20 or more wins in 16 of the past 27 seasons, including eight of the last 10.

Leading the Hawkeye program is head coach Fran McCaffery, who guided Iowa to six NCAA Tournament berths and three trips to the NIT over the last 11 years. McCaffery has coached seven first team All-Big Ten honorees, including an All-American five times, over the last eight seasons (2014-22). McCaffery led three former teams to conference championships and five NCAA Tournaments. In 26 years as a college head coach, McCaffery's teams have averaged nearly 19 wins per year.

In 2022, McCaffery joined Hall of Fame coaches Rick Pitino, Bob Huggins, Eddie Sutton and Lefty Driesell as the only Division I coaches to lead teams to conference tournament titles in four or more different leagues.

McCaffery has coached two of the most dominating players in college basketball over the past three seasons: Luka Garza (2020, 2021) and Keegan Murray (2022).

IOWA BASKETBALL: GREAT SUCCESS AND GREAT TRADITION

During the 2001-02 season, the University of Iowa celebrated 100 Years of Basketball. Iowa's basketball history includes 83 winning seasons, including 31 years in which the Hawkeyes have won 20 or more games.

ESPN released its 2009 college basketball encyclopedia and inside it included its ESPN/Sagarin all-time rankings. The University of Iowa's success on the court garnered the program a ranking of No. 10 in the country!

Iowa basketball teams have advanced to the NCAA Tournament 28 times, advancing to the NCAA Final Four in 1955, 1956 and 1980. In fact, Iowa is one of just 32 Division I programs to advance to the NCAA Tournament on 28 or more occasions. In addition, Iowa has made eight appearances in the NIT postseason tournament.

The start of the Iowa basketball program can be traced back to Jan. 18, 1896. On that date, Iowa City was the site of the first college basketball game played with five players on a side. The historic event took place in Close Hall on the University of Iowa campus. In that first game, the University of Chicago defeated Iowa, 15-12, with neither team using any substitutes.

From that first game in 1896, the Iowa basketball program has been recognized as one of the best in the nation. *Street & Smith's* magazine recently selected its "100 Greatest College Basketball Programs of All Time". In its special publication, the magazine recognized the Iowa program as No. 40 among over 300 Division I programs.



PLAYING WITH PASSION AND A LOVE OF THE GAME: PUSHING THE BALL AND AGGRESSIVELY ATTACKING THE BASKET; FINDING THE OPEN TEAMMATE; CHANGING DEFENSE AND DISRUPTING THE RHYTHM OF THE OPPONENTS; SINKING THE OPEN 3-POINTER; AND HELPING OUT TEAMMATES

When you add those components together, they add up to Iowa basketball, a style of basketball that is all-out fun for 40 minutes, a style of play that is exciting to watch, but more importantly, a style of basketball that players love to play.

As the Iowa Hawkeyes head into the 2022-23 season, the 13th year under coach Fran McCaffery and his coaching staff, Iowa basketball is in the midst of an era that features exciting and fun basketball that players enjoy playing and fans enjoying watching.

“Hawkeye fans and our players enjoy our style of basketball. We compete and play the game the right way. We play an up-tempo style, push the ball, attack the basket and catch the defense off balance. We want to score in the 80s and 90s. Defensively, we change defenses and disrupt rhythm. We give Hawkeye fans an exciting style of basketball to watch. Our players have fun and enjoy what they do on the floor.”

“We have a solid foundation and a tremendous environment to work with as we continue to build upon our 28 NCAA Tournament appearances and three Big Ten Tournament championships, with our most recent title coming in 2022. We embrace the Hawkeye tradition and look forward to the challenges ahead.”

FRAN MCCAFFERY
Head Coach
University of Iowa

McCaffery took over the Iowa basketball program in 2010 after rebuilding three basketball programs (Lehigh, UNC-Greensboro and Siena) as a head coach. McCaffery is one of just 14 Division I coaches to take four different programs (Iowa, Siena, UNC Greensboro and Lehigh) to the NCAA Tournament. He is the first to do so with three programs from one-bid leagues.

With Iowa’s Big Ten Tournament championship in 2022, McCaffery joined Hall of Fame coaches Rick Pitino, Bob Huggins, Eddie Sutton and Lefty Driesell as the only Division I coaches to lead teams to conference tournament titles in four or more different leagues.

In five seasons as the head coach at Siena, McCaffery led his team to an average of better than 22 victories per year, including back-to-back 27-win campaigns in 2009 and 2010. He led the Saints to three straight regular season championships and NCAA Tournament appearances (2008-10).

Thirteen of McCaffery’s 26 teams boasted third place or better finishes in their respective conference, including capturing league tournament titles six times. McCaffery coached teams have competed in 11 NCAA Tournaments and four NIT’s; a 12th NCAA Tournament would have been added to his resume in 2020, if not for the cancellation of the tournament due to COVID-19.

Consider these facts about Fran McCaffery and his coaching career:

He was named MAAC Coach of the Year in 2009 and District I Coach of the Year in 2010 by the National Association of Basketball Coaches

McCaffery has posted 14 20-win seasons as a head coach, including 12 of the last 16 years and eight of the last 10 seasons.

Iowa placed third in the challenging Big Ten in 2015, 2016, and 2021. McCaffery boasts 21 upper division finishes, including nine of the last 11 seasons, in 26 years as a head coach.

The Hawkeyes have earned national rankings seven of the past nine seasons. Iowa went wire-to-wire ranked inside the Associated Press Top 15 during the 2021 season, climbing as high as No. 3.

Led Iowa to 26 wins in 2022, its second highest total in school history and 25 victories in 2013, including a school-record 18 home wins. The Hawkeyes won 22 or more games and advanced to five of the past seven NCAA Tournaments.

In 26 years as a head coach, has led his teams to six conference tournament championships and 15 postseason appearances.



Center Luka Garza became the program’s first consensus national player of the year in 2021, while forward Keegan Murray earned consensus first-team All-America distinction as a sophomore in 2022.



| No. | Name | Pos. | Ht. | Wt. | Yr. | Hometown | High School |
|-----|-------------------|------|------|-----|------|----------------------|------------------------------------|
| 0 | Filip Rebraca | F | 6-9 | 230 | Gr. | Sombor, Serbia | Williston Northampton/North Dakota |
| 1 | Ahron Ulis | G | 6-3 | 190 | Jr. | Chicago, Ill. | Marion Catholic |
| 2 | Amarion Nimmers | G | 6-2 | 173 | Fr. | Rock Island, Ill. | Rock Island |
| 4 | Josh Dix | G | 6-5 | 192 | Fr. | Council Bluffs, Iowa | Lincoln |
| 5 | Dasonte Bowen | G | 6-2 | 174 | Fr. | Boston, Mass. | Brewster Academy (NH) |
| 10 | Dante Eldridge | G | 5-9 | 170 | Jr. | North Liberty, Iowa | Iowa City West/Kirkwood CC |
| 11 | Tony Perkins | G | 6-4 | 205 | Jr. | Indianapolis, Ind. | Lawrence North |
| 14 | Carter Kingsbury | G | 6-4 | 225 | Fr.^ | Ponca, Neb. | Brewster Academy (NH) |
| 20 | Payton Sandfort | F | 6-7 | 215 | So. | Waukee, Iowa | Waukee |
| 22 | Patrick McCaffery | F | 6-9 | 210 | Jr.^ | Iowa City, Iowa | West |
| 23 | Josh Ogundele | C | 6-10 | 275 | Jr. | London, England | Worcester Academy |
| 24 | Kris Murray | F | 6-8 | 220 | Jr. | Cedar Rapids, Iowa | Prairie/DME Academy (FL) |
| 25 | Luc Laketa | G | 6-5 | 180 | So. | Concord, Mich. | Winchendon School (MA) |
| 30 | Connor McCaffery | G/F | 6-6 | 215 | Gr. | Iowa City, Iowa | West |
| 44 | Riley Mulvey | C | 6-11 | 245 | So. | Rotterdam, N.Y. | St. Thomas More |

Head Coach: Fran McCaffery

Assistant Coaches: Sherman Dillard, Courtney Eldridge, Matt Gatens

Chief of Staff: Al Seibert

Director of Operations: Kyle Denning

Director of Player Development: Tristan Spurlock

Video Coordinator: Lucas Pauley

PRONUNCIATION GUIDE

Dasonte Bowen dah-SUHN-tae
 Dante Eldridge DUHN-tae
 Luc Laketa LUKE Lah-KET-ah
 Amarion Nimmers ah-MAR-ee-ohn

Josh Ogundele Oh-GOON-duh-lay
 Filip Rebraca Reh-BRAH-chuh
 Ahron Ulis YOU-liss





2021-22 Record: 26-10

Big Ten Conference Record: 12-8 (T-4th)

2021-22 Postseason: NCAA First Round

Starters Returning/Lost: 3/2

Lettermen Returning/Lost: 10/4

Head Coach: Fran McCaffery

Birthdate: 5/23/59

Education: B.S. -- Pennsylvania (The Wharton School), 1982
Master of Education -- Lehigh, 1985

Career Record: 493-339 (.593, 26 years)

McCaffery at Iowa: 242-162 (.599, 12 years)

Big Ten Record: 115-109 (.513, 12 years)

Best Time to Call: Mornings, contact Athletic Communications

Assistant Coaches:

Sherman Dillard, 13th year at Iowa (James Madison, 1978)

Courtney Eldridge, first year at Iowa (UNCG, 2015)

Matt Gatens, first year at Iowa (Iowa, 2012)

Chief of Staff: Al Seibert (Fredonia State, 1985)

Director of Basketball Operations: Kyle Denning (Iowa, 2015)

Director of Player Development: Tristan Spurlock (UCF, 2014)

Video Coordinator: Lucas Pauley (Iowa, 2018)

Basketball Administrative Assistant: Shelly Deutsch

Athletic Trainer: Brad Floy

Basketball Office

N215 Carver-Hawkeye Arena, Iowa City, IA 52242

Telephone: (319) 335-9444 or (800) 424-6677

Starters Returning (3):

Patrick McCaffery (F, 6-9, 210, Jr., 10.5 ppg, 3.6 rpg, 1.6 apg)

Tony Perkins (G, 6-4, 205, Jr., 7.4 ppg, 2.4 rpg, 1.6 apg)

Filip Rebraca (C, 6-9, 230, Sr., 5.8 ppg, 5.6 rpg, 0.7 bpg)

Lettermen Returning (7):

Kris Murray (F, 6-8, 220, Jr., 9.7 ppg, 4.3 rpg, 1.1 apg)

Payton Sandfort (G, 6-7, 215, So., 5.0 ppg, 1.9 rpg, 0.6 apg)

Ahron Ulis (G, 6-3, 190, Jr., 3.1 ppg, 2.0 rpg, 2.1 apg)

Connor McCaffery (G/F, 6-6, 215, RS-Sr., 2.5 ppg, 2.5 rpg, 1.9 apg)

Josh Ogundele (C, 6-10, 275, Jr., 1.5 ppg, 1.3 rpg, 0.3 bpg)

Riley Mulvey (F, 6-11, 245, So., 0.9 ppg, 0.9 rpg, 0.3 bpg)

Luc Laketa (G, 6-5, 180, So., 0.8 ppg, 0.2 rpg, 0.2 spg) *

Newcomers (5):

Dasonte Bowen (G, 6-2, 174, Fr., Boston, Mass.)

Josh Dix (G, 6-5, 192, Fr., Council Bluffs, Iowa)

Dante Eldridge (G, 5-9, 170, Jr., North Liberty, Iowa) *

Carter Kingsbury (G, 6-4, 225, RS-Fr., Ponca. Neb.) *

Amarion Nimmers (G, 6-2, 173, Fr., Rock Island, Ill.) *

* - - non-scholarship athlete

Lettermen Lost (4):

Keegan Murray (F, 6-8, 225, So. 23.5 ppg, 8.7 rpg, 1.9 bpg)

Jordan Bohannon (G, 6-1, 175, RS-Sr., 11.0 ppg, 1.3 rpg, 1.8 apg)

Joe Toussaint (G, 6-0, 190, Jr., 4.3 ppg, 1.7 rpg, 3.2 apg)

Austin Ash (6-3, 180, RS-Sr., 3.1 ppg, 2.0 rpg, 0.6 apg)

Lettermen by Experience

4-year Lettermen (1): Connor McCaffery

3-year Lettermen (1): Patrick McCaffery

2-year Lettermen (4): Kris, Murray, Josh Ogundele, Tony Perkins, Ahron Ulis

1-year Lettermen (4): Carter Kingsbury, Riley Mulvey, Filip Rebraca, Payton Sandfort

Personnel Breakdown

By Class

Seniors (2): Connor McCaffery (6th Year), Filip Rebraca (5th Year)

Juniors (6): Dante Eldridge, Patrick McCaffery (RS), Kris Murray, Josh Ogundele, Tony Perkins, Ahron Ulis

Sophomores (3): Luc Laketa, Riley Mulvey, Payton Sandfort

Freshmen (4): Dasonte Bowen, Josh Dix, Carter Kingsbury (RS), Amarion Nimmers

By Height

5-9: Dante Eldridge

6-2: Dasonte Bowen, Amarion Nimmers

6-3: Ahron Ulis

6-4: Carter Kingsbury, Tony Perkins

6-5: Josh Dix, Luc Laketa

6-6: Connor McCaffery

6-7: Payton Sandfort

6-8: Kris Murray

6-9: Patrick McCaffery, Filip Rebraca

6-10: Josh Ogundele

6-11: Riley Mulvey



The 2022-23 Iowa Me’s Basketball Team features a nice blend of youth and experience. Iowa returns 11 players, including five of its top seven scorers from last year’s Big Ten Tournament championship team, and welcomes four newcomers.

The Hawkeyes will need to replace consensus All-American Keegan Murray and All-Big Ten performer Jordan Bohannon, who combined to average 34.5 points and 10 rebounds per game on last year’s NCAA Tournament squad.

Fran McCaffery has a number of players he can turn to in his 13th season as Iowa’s head coach. Connor McCaffery, who returns for his sixth season, will likely be the main vocal leader on this year’s squad. According to Coach McCaffery, Connor will return to his role from two years ago seeing action at four positions.

“It’s great to have somebody like that because it’s one thing to say you can play four positions, but you have to remember four positions,” said Coach McCaffery. With all the stuff we run offensively and defensively, Connor is always in the right place. He is in the best shape of his life and his game is in a really good place.”

Kris Murray has the opportunity to step out of his twin brother’s shadow after Keegan left for the NBA after last season. Kris was the team’s leading scorer (9.7 ppg) and rebounder (4.3) off the bench last year.

“I am anxious to see him play without his brother. They have never done it,” said McCaffery. “I want to see him blossom,



not only on the floor but his personality as well. I want to see Kris grow into that position as a leader. He can be one of the better players in our league.”

Iowa’s top returning scorer is Patrick McCaffery, who averaged 10.5 points to go along with 3.6 rebounds in 2022. McCaffery sees Patrick elevating his game to another level this season, including seeing a boost in his rebounding numbers.

“I would not be surprised if he doubled his rebounding numbers, and we will need him to do that,” said Coach McCaffery. “Especially if we play small, or we play a small four. With us not having the same five-spot situation as the past, you need your three-man to rebound.”

Josh Ogundele and sophomore Riley Mulvey will be looked upon to provide depth along with returning starter Filip Rebraca at the center position. Rebraca averaged 5.8 points and 5.6 rebounds starting all 36 games in 2022, while Ogundele and Mulvey saw limited minutes last season.

“Filip’s role is going to be even more expanded,” said McCaffery. “He’s going to play more minutes and he’s at a good place from a confidence standpoint. Riley and Josh have both made strides. Riley really worked on his body and is gaining confidence. Josh provides a level of toughness and physicality that you need in that position. They both complement each other well and I feel comfortable playing either of them.”





At the off-guard spot, McCaffery has a couple players with experience in Tony Perkins and Payton Sandfort. Perkins was inserted into the starting lineup in early February and helped Iowa win 12 of its last 15 games, while Sandfort played a valuable role off the bench in his first season. Perkins averaged 7.4 points, 2.4 rebounds and 1.6 assists per outing. Sandfort averaged five points and 1.9 rebounds off the bench.

“Tony is no longer a young guy,” McCaffery said. “He is an incredibly confident person by nature. Tony is one of the best players in the league and he needs to carry himself that way in the locker room, at practice, and in the weight room to compliment what our older guys are also doing.

“We need Payton to be capable of shooting the ball a high percentage. Not only is he a shot maker, but he is also a play maker. Payton can play both the forward and guard positions, which gives me great flexibility.”

Junior Ahron Ulis should see the bulk of the minutes at point guard, while the versatility of freshmen Dasonte Bowen and Josh Dix will allow them to see some time directing the offense. Ulis averaged 3.1 points, two rebounds and ranked second on the team with 73 assists. Bowen comes to Iowa City from Boston, Massachusetts, while Dix hails from Council Bluffs, Iowa.

“Ahron is ready and anxious for the additional minutes this season,” said McCaffery. “An injured wrist prevented him



from reaching his full potential in the later half of last season. Ahron’s wrist was surgically repaired, and he is now a completely different player.


“Dasonte and Josh are both going to play. They are both really good players, gamers, winners, and they both can score. I am excited about those two guys and what they bring to this team.”

McCaffery has put together another demanding schedule, which includes games against Duke, Clemson, Georgia Tech, Seton Hall, Iowa State and the usual 20 league contests. He likes the chemistry and makeup of this year’s team.

“The guys are great with each other off the floor,” McCaffery said. “They are excited. We have put together the toughest schedule we have ever put together and they are excited about that. We’ll be ready for the challenge.”

Iowa’s schedule includes seven weekend home games, something Coach McCaffery and the team is excited about.

“Having a weekend home game makes it easier for our fans, especially if they are traveling any distance.”





Dr. Barbara J. Wilson began her term as the 22nd president of the University of Iowa on July 15, 2021.

She earned her bachelor's degree in journalism and her master's degree and PhD in communication arts from the University of Wisconsin-Madison.

She came to Iowa most recently having served as the executive vice president/vice president for academic affairs of the University of Illinois System. Prior to that, she served as head of the Department of Communication, vice provost for academic affairs, executive vice provost for faculty and academic affairs, Harry E. Preble Dean of the College of Liberal Arts and Sciences, and interim chancellor of the University of Illinois Urbana-Champaign.



President Wilson was a member of the Illinois faculty at Urbana-Champaign for 21 years. She was also a professor of communication at the University of California, Santa Barbara, and the University of Louisville.

President Wilson's research focuses on the social and psychological effects of the media, particularly on youth. She is coauthor or coeditor of four books and over 80 research articles, book chapters, and technical reports. In 2008, she was elected as Fellow of the International Communication Association.

President Wilson is a native of Appleton, Wisconsin. Her spouse, John Lammers, is a retired professor of communication. They have two grown daughters.





Gary A. Barta
 Henry B. and Patricia B. Tippie
 Director of Athletics Chair



Gary Barta is in his 17th year as the director of athletics at the University of Iowa, where he occupies the Henry B. and Patricia B. Tippie Director of Athletics Chair. The position was endowed in 2017 by the Tippias, longtime supporters of the University of Iowa and Hawkeye Athletics. Henry B. Tippie earned his UI degree in 1949 and was presented with an honorary degree in 2009.

Barta has just completed a three-year stint as a member of the College Football Playoff (CFP) Selection Committee. He was appointed to the selection committee by the CFP Management Committee in February, 2019 and served a three-year term. He served as committee chairperson in 2020 and 2021.

Since the fall of 2020, Iowa's athletics programs have won 11 Big Ten championships, along with claiming the football West Division title in 2021. It is the most championships earned by the Hawkeyes in any two-year period. The Hawkeye football team posted 10 wins in 2021 and earned yet another January bowl invitation.

Hawkeye teams to have earned championships include women's soccer (tournament); field hockey (regular season); wrestling (regular season and tournament); women's basketball (regular season and tournament); men's basketball (tournament); women's gymnastics (regular season); indoor men's track (two) and outdoor men's track.

Five conference titles, along with the football division championship, were earned in 2021-22 as a follow up to six Big Ten championships in 2020-21. Six student-athletes were named Big Ten Athlete of the Year in their respective sports in 2020-21 as Iowa earned its highest finish in the IMG Learfield College Director's Cup since 1997.

In 2021-22, Iowa became just the second Big Ten school to have its football team and men's and women's basketball teams play in the Big Ten Championship Game since the football game was introduced in 2011-12.

Individually, Iowa was the only school in the nation in 2021-22 to have both a men's (Keegan Murray) and women's (Caitlin Clark) finalist for the Naismith and Wooden National Player of the Year Awards.

In addition, field hockey advanced to the 2020 Final Four, football earned a postseason bowl invitation (game was canceled), men's basketball reached the second round of the men's NCAA Tournament, and women's basketball reached the Sweet 16 of the NCAA Tournament in 2021. Soccer won its first ever NCAA Tournament game and the baseball and softball teams each placed fourth in the Big Ten, as did women's tennis.

The Hawkeye wrestling team won the 2021 NCAA Championships along with its Big Ten title, and the men's track team placed 12th nationally at the NCAA Championships, its highest finish since 1967.

2021-22 Hawkeye Athletics Highlights

• Win •

Football: Iowa claimed its second West Division title with a 7-2 record in Big Ten games. The Hawkeyes opened the season with six straight wins, earning a No. 2 national ranking. After consecutive losses Iowa won its final four regular season games and earned an invitation to the Vrbo Citrus Bowl.

Head coach Kirk Ferentz has earned 178 career victories at Iowa and is the winningest football coach in school history. The Hawkeyes won three of four trophy games (Iowa State Minnesota, Nebraska).

Three Hawkeye players were named Player of the Year at their position in the Big Ten Conference, including unanimous consensus All-American offensive lineman Tyler Linderbaum.

Wrestling: Iowa earned third place finished in both the Big Ten and NCAA championships. The Hawkeyes sold out all home meets for the entire season, leading the nation in home attendance for the 15th straight year. Jacob Warner placed second in the nation to lead Iowa's five All-Americans, while three-time national champion Spencer Lee missed the majority of the year due to injury.

Men's Basketball: Iowa posted a 26-10 overall record, the second highest single-season win total in program history. The Hawkeye won the Big Ten Tournament championship for the third time in program history and the first time since 2006.

Individually, Keegan Murray earned consensus All-America honors, was named Karl Malone Power Forward of the Year, and was a finalist for the Wooden and Naismith Player of the Year Awards.

Murray is the sixth Hawkeye under head coach Fran McCaffery to earn first-team All-Big Ten honors in the last nine seasons. McCaffery has guided Iowa to 20 wins or more in eight of the past 10 seasons and upper-division Big Ten finishes nine of the past 10 years.

Women's Basketball: Head coach Lisa Bluder's team posted a 24-8 overall record. The Hawkeyes were 14-4 in Big Ten play, earning a share of the regular season title. Iowa then captured the Big Ten Tournament title, winning both championships for the first time in program history.

Sophomore Caitlin Clark earned consensus All-America honors after leading the nation in both points per game and assists per game. She earned Nancy Lieberman Point Guard of the Year and Dawn Staley Guard of the Year honors, while center Monika Czinano led the nation in field goal percentage for a second consecutive season.

Field Hockey: Iowa won the Big Ten regular season title while recording an overall 17-3 record, which included a 16-game win streak to open the season. The Hawkeyes were ranked No. 1 in the nation for six straight weeks and advanced to the Elite Eight for the 20th time in program history.

Head coach Lisa Cellucci was named Big Ten Conference Coach of the Year for the third straight year, becoming the first coach in league history to earn that distinction.

Four Hawkeyes earned All-America honors, including Anthe Nijziel, who was named Co-Big Ten Player of the Year and Big Ten Defensive Player of the Year for the second straight season.



Track & Field: The Iowa men’s track and field team won the indoor championship for a second straight year, while placing second at the outdoor championships. The outdoor squad ended the season with seven school records and earned 10 All-America honors, including seven first-team honors. The Hawkeyes also won the Drake Relays Cup.

In the indoor season Iowa tied for 18th at the NCAA Championships as head coach Joey Woody was named Big Ten and USTFCCCA Regional Coach of the Year while assistant Jason Wakenight was named USTFCCCA Midwest Region Coach of the Year.

During the indoor season, Jenoa McKiver won the 600-meter event at the Big Ten Championships and ran on the winning 4x400-meter relay team. McKiver placed second in the nation in the 400 meters and was named Midwest Region Athlete of the Year.

The Hawkeye women’s track program saw four student-athletes earn first-team All-America honors during the indoor season and had seven individuals earn All-America honors outdoors.

Baseball: Iowa baseball posted a 36-19 record in 2022, the eighth most wins in a single season. The Hawkeyes were 17-7 in Big Ten play, tying for second place during the regular season. Iowa advanced to the semifinals of the Big Ten Tournament, winning three consecutive elimination games.

Adam Mazur was named Big Ten Pitcher of the Year and was named second-team All-America by Collegiate Baseball. Outfielder Keaton Anthony was named Big Ten Freshman of the Year. Peyton Williams joined Mazur in earning first-team all-Big Ten honors, while Anthony and Ben Beutel were second team honorees.

Iowa’s pitching staff ranked in the Top-13 nationally in five categories and was the best staff in the Big Ten. The Hawkeyes set a single season school record with 609 strikeouts.

Women’s Gymnastics: Women’s gymnastics once again advanced to the NCAA Championships, reaching the regional finals for the first time since 2004 after placing third in the Big Ten. The Hawkeyes posted five of the top nine scores in program history.

Sophomore Adeline Kenlin finished as the NCAA runner-up on the balance beam – the highest individual finish in program history. She earned first-team All-America honors. Senior Lauren Guerin was a Big Ten individual champion for the second straight year.

Men’s Golf: Juniors Mac McClear and Ronan Kleu each earned second-team All-Big Ten honors, and both were invited to compete as individuals at the NCAA Regional championships.

• Graduate •

- Hawkeye student-athletes recorded an 89 percent Graduation Success Rate (GSR). UI student-athletes rank higher than the national average in GSR and 11 teams ranked at or above the previous year.
- Three UI programs posted a perfect GSR score: women’s golf, softball, and women’s swimming and diving.
- Hawkeye student-athletes had an average GPA of 3.21 during the 2021-22 fall semester and a 3.22 GPA during the spring semester. Iowa student-athletes have had an average GPA of over 3.0 the last eight years.
- 270 Iowa student-athletes earned Academic All-Big Ten recognition for the 2021-22 school year.
- 66 Big Ten Conference Distinguished Scholars.
- Over 300 student-athletes earned Dean’s List & President’s List honors.
- Men’s & Women’s Cross Country: Teams were named 2020 United States Track & Field and Cross Country Coaches Association (USTFCCCA) All-Academic Team.

- Soccer: 19 Academic All-Big Ten selections, matching team record for second straight year
- Women’s Swimming & Diving: Earned the CSCAA Scholar All-America team honor for both the fall and spring semesters.
- Rowing: 27 student-athletes earned Academic All-Big Ten recognition during the spring semester.
- Wrestling: Five NWCA Scholar-Athletes & 13 Academic All-Big Ten honorees.
- Softball: Eleven players Academic All-Big Ten recognition.
- Baseball: Ten players earned Academic All-Big Ten honors.

• Do It Right •

- The University of Iowa Athletics Department and the UI Stead Family Children’s Hospital facilitated the “Kinnick Wave” during home football games in 2017, creating national recognition. The “Kinnick Wave” was presented the Disney Spirit Award in 2017.
- Thirteenth anniversary: Iowa Football/University of Iowa Children’s Hospital “Kid Captain” program.
- Student-Athlete Academic Services has sponsored the annual Iowa Student-Athlete Advisory Committee (ISAAC) Day of Caring for 23 years, with over 250 student-athletes assisting area agencies with spring clean-up, landscaping, sustainability projects, etc. This service opportunity is in collaboration with United Way of Johnson and Washington Counties.
- Student-athletes annually participate in over 4,000 appearances resulting in the accumulation of more than 10,000 hours of community service and programming. Student-athletes also participate in educational programming opportunities throughout the year.
- The Gerdin Athletic Learning Center re-opened for in-person meetings in August, 2020, following solely remote work during the spring and summer 2020. During the 2021-22 academic year, student-athletes completed over 33,000 hours of quiet study time, advising appointments, and tutorial sessions.
- Within the Hawkeye Life Program, student-athletes gain experience in six areas which include Leadership, Community Engagement, Academic Success, Career Development, Health & Well-Being, and Diversity & Inclusion. 2021-22 highlights:
 - o Diversity & Inclusion - - UI student-athletes totaled over 1,170 hours towards Diversity & Inclusion educational and mentoring programs during the 2021-2022 academic year.
 - o Leadership - - Dance Marathon Fundraising - \$1,500 ISAAC alone. Also held a virtual “Athlete Hour” with patients and families of Dance Marathon day.
 - o Community Engagement - - UI student-athletes donated 2,665 hours of community engagement, resulting in an economic impact of over \$76,000, with 58 percent of student-athletes participating. Local agencies and organizations who benefitted included Iowa City Animal Center, Ronald McDonald House, CommUnity Food Bank, Iowa City

Community School District, and Coralville Central Elementary and Northwest Junior High School.

- o Career Development - - Nearly 400 students attended career related events including a financial literacy series, Polk County I-Club senior recognition, graduate, and professional school fair, and one-on-one career counseling meetings. Academic Services created a H2P (Hawks to Professionals) ICON page which allowed students to participate in virtual career opportunities during the pandemic.
- o Health & Well-Being - - Created opportunities such as Hawk Identity, Go Green Mental Health Game, Hawks4Hawks peer mental health support group, De-Stress Fest featuring activities to reduce stress, MY-PLAYBOOK TRAINING wellness educational modules for all incoming UI student-athletes, and Dog Therapy, which includes team pet adoption.

• Fan Support •

- In 2021-22, Iowa ranked in the top 25 in home attendance for football and men’s and women’s basketball. Iowa has led the nation in wrestling home attendance for 15 straight seasons.
- Iowa wrestling featured a sellout of Carver-Hawkeye Arena for all home meets in 2021-22, setting an all-time national record for average attendance (14,905).
- Iowa ranked third in the nation in women’s basketball home attendance in 2021-22 (8,224).
- Iowa ranked 18th nationally in football home attendance in 2021 (66,777).
- Iowa ranked 22nd in the nation in men’s basketball home attendance in 2021-22 (12,105).

• Personal •

Barta’s involvement in the UI campus and the greater Iowa City community extends beyond his position as director of the UI’s Intercollegiate Athletics programs. He is a member of the President’s Cabinet, comprised of vice presidents and other campus leaders who provide counsel to UI President Barb Wilson.

Barta remains active at the conference and national levels. He recently completed a three-year term on the CFP Selection Committee, serving as committee chairperson in 2020 and 2021. Barta also recently completed a multi-year term on the NCAA Division I Council, as well as the LEAD1 Board of Directors. He is regularly involved in National Association of Collegiate Directors of Athletics (NACDA) events and activities.

From a state and local community standpoint, Barta has been a regular participant in numerous Chamber and Convention & Visitors Bureau initiatives during his tenure. He is a long-standing member of the UI Partnership for Alcohol Safety Committee and participated for several years on the United Way of Johnson and Washington Counties’ Board of Directors, including a term as chair. Barta also serves on the Iowa Sports Foundation Board of Directors.

Barta earned a Bachelor of Science degree in mass communication and broadcast journalism from North Dakota State in 1987. He was an option quarterback for Bison football squads that won the Division II NCAA National Championship in 1983, 1985, and 1986.

Barta, and his wife, Connie, have a son, Luke (24), and a daughter, Madison (22). He was born Sept. 4, 1963, in Minneapolis.

Barta’s Administrative Career

| Position | Years |
|--|-----------------------------|
| Henry B. and Patricia B. Tippie Director of Athletics Chair, Iowa | Aug. 1, 2006-Present |
| Athletic Director, Wyoming | 2003-2006 |
| Senior Associate A.D., Washington | 1996-2003 |
| Director of Athletics Development/External Relations, Northern Iowa | 1990-1996 |
| Associate Director of Development, North Dakota State | 1988-1990 |



For 12 years, University of Iowa head men's basketball coach Fran McCaffery has maintained enthusiasm and excitement surrounding the Hawkeye basketball program. After more than two decades as a head coach, he has coached his teams to 11 NCAA Tournaments, six conference tournament championships from four different leagues, including the Big Ten, with an overall record of 493-339 (.593).

McCaffery, who is the Big Ten's third longest tenured head coach behind Michigan State's Tom Izzo and Matt Painter of Purdue, is Iowa's second all-time winningest coach. McCaffery concluded his 12th season as Iowa's head coach in 2022 with 232 wins.

The positive steps McCaffery has taken the Iowa men's basketball program in 12 seasons are par-for-the-course for a coach who has demonstrated his ability to rebuild programs. McCaffery joined Hall of Fame coaches Rick Pitino, Bob Huggins, Eddie Sutton and Lefty Driesell as the only Division I coaches to lead teams to conference tournament titles in four or more different leagues. McCaffery is also one of just 14 Division I head coaches to take at least four different programs to the NCAA Tournament.

McCaffery, 63, was named the University of Iowa's 22nd head men's basketball coach on March 29, 2010. The Philadelphia native has accumulated 21 upper division conference finishes. McCaffery has posted 14 seasons of 20 wins or more as a head coach, including 12 in the last 16 years. McCaffery and the Hawkeyes have placed fifth or better in the Big Ten standings six of the last eight seasons, including third place finishes in 2015, 2016, and 2021.

Since taking over the program in 2010, the Hawkeyes have vaulted back to national prominence. Iowa has appeared in a postseason tournament nine of the last 10 completed seasons (6 NCAA, 3 NIT). McCaffery guided the Hawkeyes to six of the last eight NCAA Tournaments (2014, 2015, 2016, 2019, 2021, 2022) and reached the NIT championship game in 2013.

Over the last three seasons, Iowa combined to win 68 games -- the fourth most over a three-year stretch in program history and most since 1987-89 -- finished each season ranked in the AP Poll -- something that has not been accomplished in over three decades -- and won 17 contests over AP Top 25 opponents.

McCaffery recruited and coached one of the most dominating players in college basketball each of the past three seasons. Luka Garza, the most decorated men's basketball player in Iowa history, was a two-time Big Ten and National Player of the Year, Pete Newell Big Man of the Year, Kareem Abdul-Jabbar Center of the Year, and unanimous consensus first-team All-America. He rewrote Iowa's record book earning consensus 2021 National Player of the Year laurels, including winning the prestigious Naismith Trophy, John R. Wooden Award, and Oscar Robertson Trophy. Garza broke Iowa's career (2,306) and single-season (747) scoring records and is the only Big Ten player to amass more than 2,250 points, 900 rebounds, 150 blocks, and 100 3-pointers.

One year later in 2022, Keegan Murray earned consensus first-team All-America laurels, was the Karl Malone Power Forward of the Year honoree and was a finalist for both the Naismith and Wooden National Player of the Year awards in 2022. In the process of posting the best season by an underclassman in program history, Murray surpassed Garza's single season scoring record with 822 points.

After going 117 years without a player reaching 700 points in a single season, Garza and Murray exceeded that milestone in each of the last three seasons. The Hawkeyes have had the Big Ten scoring champion each of the past three years, which is something that has not been accomplished by any team in the league in over 50 years. Murray's 23.5 points per game average ranked fifth nationally and first among players from a major conference.

Iowa was ranked as high as No. 3 nationally during the 2016 and 2021 seasons. The Hawkeyes were ranked for 16 consecutive weeks in 2019, the final nine weeks of the 2020 season, went wire-to-wire in 2021 in the top 15 of the AP Poll for the first time since the 1989 campaign, and was ranked No 16 in the final poll on 2022.

In 2022, the Hawkeyes won four games in four days to capture the Big Ten Tournament title, their third in program history, which ties as third most in the league. Iowa finished fourth in the conference standings and won 26 games; the second highest single season win total in program history. The Hawkeyes won 12 regular season conference games, marking the seventh time in eight seasons reaching 10 wins in Big Ten play.



In 2021, Iowa won 14 Big Ten regular season games, its highest total since 1987. The Hawkeyes earned a No. 2 seed in the NCAA Tournament, tying its highest ever seed in tournament history (No. 2 in 1987).

McCaffery's up-tempo style of play is a favorite among his players. Iowa has led the Big Ten in scoring each of the last four seasons, including ranking fifth nationally in both 2021 and 2022. Iowa averaged more than 83 points in consecutive seasons (2021 & 2022) for the first time in 27 years. Additionally, Iowa was tops in Division I in assist-to-turnover ratio in 2021 (2.0) and 2022 (1.74).

In 2020, McCaffery orchestrated one of his best coaching jobs during his Iowa tenure. Working with a depleted team due to injuries and redshirts, he led the nationally ranked Hawkeyes to 20 regular season wins and a likely invitation to the NCAA Tournament, if not for the cancellation of the postseason due to the COVID-19 pandemic.

McCaffery continues to get the most of his talent, coaching an All-American five of the last seven seasons: Jarrod Uthoff (2016), Peter Jok (2017), Garza (2020 & 2021) and Murray (2022). He has mentored an All-Big Ten honoree(s) 10 of the last 11 years, including first-team selections seven of the last nine seasons: Devyn Marble (2014), Aaron White (2015), Uthoff (2016), Jok (2017), Garza (2020 & 2021) and Murray (2022). McCaffery also developed Gabriel Olaseni and Nicholas Baer into the 2015 and 2017 Big Ten Sixth Man of the Year, respectively. Garza became the first Hawkeye in 52 years to earn Big Ten Player of the Year honors, achieving the distinction twice (2020 & 2021) and first Hawkeye in 68 years to earn consensus first-team All-America recognition.

Joe Wieskamp was voted to the All-Big Ten second team in 2021 and third team in 2020, while CJ Fredrick (2020) and Keegan Murray (2021) became the seventh and eighth players, respectively, during McCaffery's tenure to be voted to the All-Big Ten Freshman Team. Garza and Wieskamp were the fifth highest scoring duo in Division I both in 2020 and 2021, averaging 37.9 points per game in 2020 and 38.9 in 2021. Garza and Wieskamp are the second-highest scoring duo in program history.

Four years ago, the Hawkeyes amassed 23 victories and won an NCAA Tournament game for the third time in five seasons. The Hawkeyes started 2018-19 strong with McCaffery guiding the team to an undefeated nonconference record, something that had not been accomplished in 32 years. Iowa recorded five wins over ranked opponents with only one senior, a total that matched the most by an Iowa team in 13 seasons. McCaffery coached four Hawkeyes to postseason recognition in 2018-19: Tyler Cook earned second-team All-Big Ten laurels, Bohannon was named to third-team all-conference, Garza was an honorable mention selection, while Wieskamp was named to the All-Freshman Team. Bohannon finished his Hawkeye career as the program leader in career assists (704), 3-pointers (455), free throw percentage (.887) and games played (179), and 3-pointers made in a game (10).

Iowa has averaged 21.3 wins over the last 10 seasons, with its 213 victories between 2013-22 being the most over a 10-year span since 1980-89 (218). McCaffery is the first head coach to lead Iowa to 18 or more victories in six straight seasons (2012-17), while winning 20 games or more eight of the last 10 years.

The past 12 years, McCaffery coached 19 Hawkeyes to professional contracts, including Wieskamp and Garza, who were both selected in the 2021 NBA Draft. Wieskamp was chosen by the San Antonio Spurs, while the Detroit Pistons picked Garza. The University of Iowa was one of only two Big Ten schools with multiple draft picks in 2021.

McCaffery recruited and coached White to an illustrious Hawkeye career. White became the first Iowa player to score 1,800 points and collect 900 rebounds, while also leading the team in rebounding all four years. He ranks third in scoring (1,859) and fourth in rebounding (901). He made more free throws than any other Big Ten player in 50 years, ranking third all-time in Big Ten annals with 618.

McCaffery had another marvelous coaching job in 2017, working with one of the youngest teams in the country and nearly receiving a berth in the NCAA Tournament. Iowa tied for fifth in the Big Ten and was the first team out of the field. Jok led the team, becoming Iowa's fifth Big Ten scoring champion in school history, averaging 19.9 points per game. For half the season, Jok started alongside four rookies -- Iowa's youngest starting lineup in school history. Undaunted, McCaffery and the Hawkeyes progressed as the season went on ultimately winning four games against ranked teams, including No. 21 Wisconsin and No. 24 Maryland on the road.

In addition to leading the Big Ten in scoring, Jok established new school free throw records in single-game makes (22) and single-season accuracy (.911). Freshman Cordell Pemsil broke the school's single-season field goal percentage mark (.617), while Bohannon rewrote the Iowa freshman record books in assists (175), 3-pointers (89), and double-doubles in points and assists (3).

In 2018, a trio of underclassmen led the squad in sophomores Cook and Bohannon, and freshman Garza. Cook joined Greg Stokes as the only Hawkeyes to total more

McCaffery's Coaching Record

| Year | School | Overall | | Conference | | Postseason |
|----------------|--------------|----------------|-------------|------------|------|---------------------|
| | | W-L | Pct. | W-L | Pct. | |
| 1985-86 | Lehigh | 13-15 | .464 | --- | --- | --- |
| 1986-87 | Lehigh | 15-14 | .517 | --- | --- | --- |
| 1987-88 | Lehigh | 21-10 | .677 | 8-6 | .571 | NCAA First Round |
| 1999-00 | UNCG | 15-13 | .536 | 9-7 | .563 | --- |
| 2000-01 | UNCG | 19-12 | .704 | 10-6 | .625 | NCAA First Round |
| 2001-02 | UNCG | 20-11 | .645 | 11-5 | .688 | NIT (0-1) |
| 2002-03 | UNCG | 7-22 | .241 | 3-13 | .188 | --- |
| 2003-04 | UNCG | 11-17 | .393 | 7-9 | .438 | --- |
| 2004-05 | UNCG | 18-12 | .600 | 9-7 | .563 | --- |
| 2005-06 | Siena | 15-13 | .536 | 10-8 | .556 | --- |
| 2006-07 | Siena | 20-12 | .625 | 12-6 | .667 | --- |
| 2007-08 | Siena | 23-11 | .676 | 13-5 | .722 | NCAA Second Round |
| 2008-09 | Siena | 27-8 | .771 | 16-2 | .889 | NCAA Second Round |
| 2009-10 | Siena | 27-7 | .794 | 17-1 | .944 | NCAA First Round |
| 2010-11 | Iowa | 11-20 | .355 | 4-14 | .222 | --- |
| 2011-12 | Iowa | 18-17 | .514 | 8-10 | .444 | NIT (1-1) |
| 2012-13 | Iowa | 25-13 | .658 | 9-9 | .500 | NIT runner-up (4-1) |
| 2013-14 | Iowa | 20-13 | .606 | 9-9 | .500 | NCAA First Round |
| 2014-15 | Iowa | 22-12 | .647 | 12-6 | .667 | NCAA Second Round |
| 2015-16 | Iowa | 22-11 | .667 | 12-6 | .667 | NCAA Second Round |
| 2016-17 | Iowa | 19-15 | .559 | 10-8 | .556 | NIT (1-1) |
| 2017-18 | Iowa | 14-19 | .424 | 4-14 | .222 | --- |
| 2018-19 | Iowa | 23-12 | .657 | 10-10 | .500 | NCAA Second Round |
| 2019-20 | Iowa | 20-11 | .645 | 11-9 | .550 | Postseason canceled |
| 2020-21 | Iowa | 22-9 | .710 | 14-6 | .700 | NCAA Second Round |
| 2021-22 | Iowa | 26-10 | .722 | 12-8 | .600 | NCAA First Round |
| 26-year | Total | 493-339 | .593 | | | |

than 500 points and 200 rebounds their sophomore season, while newcomer Garza became just the fourth Hawkeye rookie in program history to score 400 points. Bohannon became the sixth Hawkeye in program history to total more than 400 points and 150 assists in a season and is the only Division I player to total more than 150 assists and 80 3-pointers as a freshman and sophomore over the last 25 years.

In 2016, McCaffery coached an Iowa team to heights that had not been seen in Iowa City in decades. The Hawkeyes were nationally ranked the final 12 weeks of the season, including ascending as high as No. 3 -- its highest ranking since 1987. Iowa won five games over AP Top-25 teams. The Hawkeyes recorded back-to-back 12-win seasons in Big Ten play for just the third time in school history (1981-82 and 1987-88) and won an NCAA Tournament game in consecutive seasons for the first time since 1996-97. Additionally, Iowa swept Michigan, Purdue, and Michigan State (6-0) for the first time since 1954. Uthoff and Jok combined to average 35 points per game, Iowa's third-highest scoring duo the last 40 seasons.

Individually, Uthoff joined a prestigious list of Hawkeye greats. The forward became the fifth consensus All-American in program history. He also was named the Men's Basketball Division I Academic All-American of the Year. Uthoff became the first Iowa men's basketball player to ever be named a consensus and Academic All-American of the Year. Jok's game erupted, boasting the best points per game increase in the Big Ten from 2015 to 2016. Jok garnered second team all-conference honors as a junior.

In 2015, Iowa's seven true road victories were the most by a Hawkeye team since 1987. And in the NCAA Tournament, McCaffery and the Hawkeyes posted the largest margin of victory ever in a 7/10 match-up, beating 10th-seeded Davidson, 83-52, in the second round. The 31-point win was the largest by any Hawkeye team in a postseason game.

McCaffery and the Hawkeyes have made Carver-Hawkeye Arena one of the most feared arenas to play in nationally. Fans have embraced McCaffery and his team's style of play, with attendance increasing by more than 50 percent since 2010. The Hawkeyes won a school-record 18 home contests in 2013. Iowa won 13 consecutive home contests in 2019-20, its second-longest win streak inside Carver-Hawkeye Arena in a single season. The Hawkeyes have won 14 home games each of the last three seasons (2019-21).

McCaffery continues to create interest with recruits on a national level due to his tireless work ethic. McCaffery's is a proven recruiter, demonstrated by signing the 25th-best recruiting class in the country prior to the 2013 season. His 2017 and 2018 recruiting classes included talented players from across the country, including Garza (Washington, D.C.), Wieskamp (Iowa), and Fredrick (Kentucky) -- each earning Player of the Year honors.

Under McCaffery's direction, Iowa won 20 or more games four straight seasons (2013-16), the program's longest streak in 15 years. The Hawkeyes accumulated 25 victories in 2013, which equal the second-most win total in school history (20 in 2014, 23 in 2019, 22 in 2015, and 22 in 2016).

McCaffery has served as head coach at four institutions: Iowa, Siena, UNC-Greensboro and Lehigh. The four teams had a combined record of 35-84 (.204) the season prior to his arrival. By year three, they had a total record of 89-45 (.664).

McCaffery came to Iowa after five successful years at Siena.

McCaffery's five years at Siena were the best in its 70-year history, which earned the head coach entry into the Siena Athletics Hall of Fame in 2018. His efforts earned He led the Saints on an incredible run that ended with three straight conference championships and NCAA Tournament appearances. In so doing, Siena became the only program in the country to win its regular season and postseason title 2008-10.

McCaffery's Saints owned a 112-51 record in his five years with the program. After orchestrating the fifth greatest turnaround in Division I play his first year, McCaffery led Siena to a 20-win season and a MAAC Championship game appearance in his second. In 2007-08, Siena took its biggest step forward under his direction, earning the MAAC regular-season and tournament championship, as well as an NCAA Tournament first-round win over Vanderbilt. In 2008-09, the Siena program enjoyed unprecedented success. Siena won the regular-season title by equaling a program record with 27 wins before capturing the tournament crown. The Saints went on to defeat Ohio State in double overtime in one of the tournament's most exciting games.

In 2010, McCaffery led Siena to its fourth straight 20-win season, something never before achieved in program history. Siena ran away with the league title, clinching the No. 1 seed in the tournament and ultimately knocking off Fairfield in the MAAC title game.

The 2009 MAAC Coach of the Year is the third-winningest coach, by percentage, in league history (.68-22, .756). He is the only coach to guide a MAAC program to two NCAA Tournament wins.

The 2008 season will also go down as one of the most memorable in Siena basketball history. McCaffery became just the 31st coach to take three different programs to the "Big Dance", and he was the first to do so with three programs from one-bid leagues (conference's that sent just one team the year his program advanced). Siena pounded Rider in the MAAC title game on its home floor to earn the MAAC's automatic bid. Less than two weeks later, McCaffery put together the perfect game plan and Siena led from start-to-finish in a triumph over Vanderbilt. Many considered the victory the greatest in school history, challenged at the time only by the program's 1989 upset of Stanford in the NCAA first round.

Siena won 20 games in McCaffery's second season (2007) and tied for third place in the MAAC with a 12-6 finish. McCaffery's Saints were the highest scoring team in the league, and they peaked at the right time, winning seven of their last eight regular-season games and advancing to play for the league championship.

McCaffery's first recruit - senior Kenny Hasbrouck - graduated as the most important player in program history. He was named MAAC Rookie of the Year as a freshman, MAAC second team and All-Tournament team as a sophomore, collegeinsider.com Mid Major Player of the Year, MAAC first team and MAAC Tournament MVP as a junior and MAAC Player of the Year, MAAC Tournament MVP, NABC All-District and MAAC first team as a senior.

His second class is widely regarded as the best in program history. Edwin Ubiles, Alex Franklin, and Ronald Moore finished their four-year careers with a 97-38 (.719) overall record, three MAAC Championships in four title game appearances, three-straight NCAA Tournament appearances and two NCAA Tournament first round victories. Ubiles was a two-time MAAC first team, NABC All District first team and MAAC Tournament team selection and the 2007 MAAC co-Rookie of the Year. Franklin, a two-time NABC All District selection, earned 2008 and 2009 MAAC second team and MAAC Tournament team honors. He won the 2010 MAAC Player of the Year award (Siena's second straight) and the 2010 MAAC Tournament MVP. Moore, the pulse of the team, earned 2009 MAAC second team and 2010 MAAC first team honors as well as a spot on the 2010 MAAC Tournament team. He became the MAAC's all-time assists leader in the 2010 MAAC Championship game.



In total, four Saints were named to either the first or second All-MAAC team in 2009, newcomer Kyle Downey was an All-Rookie selection and Clarence Jackson was named MAAC Sixth Man of the Year.

McCaffery took over at Siena from UNC-Greensboro, where he posted a 90-87 record in six seasons. In his first year at the helm, Greensboro placed third in the North Division. He guided the Spartans to the 18th-best improved record among NCAA Division I teams.

In McCaffery's second season, he guided the Spartans to unprecedented heights with a 19-12 record and the 2001 SoCon Tournament Championship. The Spartans defeated Chattanooga in the finals and received the SoCon's automatic bid to the NCAA Tournament. The following year (2001-02) McCaffery led the Spartans to their first 20-win season since joining the conference. It marked the first time the program claimed a share of the SoCon North Division title as well. After falling to eventual tournament champion Davidson in the conference tournament semifinals, the Spartans were awarded a berth into the 2002 NIT.

In his final year in Greensboro, McCaffery brought the Spartans to the brink of the NCAA Tournament before a SoCon Championship game loss to Chattanooga. He led UNCG to a victory over Davidson in the semifinals, defeating a team that had been 16-0 in conference play. A big part of that success was SoCon Freshman of the Year Kyle Hines.

McCaffery spent the 11 years prior to his arrival at Greensboro at Notre Dame as an assistant coach and recruiting coordinator, working on the staffs of Richard "Digger" Phelps and John MacLeod.

Among the players he recruited to play for Notre Dame were Pat Garrity, Academic All-American of the Year in 1998, and Troy Murphy, the Big East Player of the Year in 2000 and an eventual first-round NBA draft pick. Garrity was also a first-round NBA draft pick and the Big East Player of the Year in 1997. In addition to Murphy and Garrity, McCaffery was involved in recruiting NBA First Round picks LaPhonso Ellis (1992 Draft, #5 Denver), Monty Williams (1994 Draft, #24 New York) and Ryan Humphrey (2002 Draft, #19-Utah Jazz).

He helped the Irish to NCAA Tournament appearances in 1989 and 1990. Notre Dame reached the NIT finals in 1992 and advanced to the quarterfinals in 1997.

At 26, McCaffery was the nation's youngest Division I head coach when he was hired on Sept. 11, 1985, at Lehigh. McCaffery capped his three-year tenure with the Engineers with a 21-win season and an NCAA berth in 1988.

In three seasons as head coach at Lehigh, he compiled a 49-39 overall record and guided the team to the NCAA Tournament in 1988. At the time he was the youngest head coach to reach the NCAA Tournament. His Lehigh teams had two winning seasons in three years and the 1987-88 squad's 21-10 record remains the best in program history. Lehigh had just four winning seasons in the 55 years prior to his arrival.

McCaffery was assistant coach and recruiting coordinator at Lehigh from 1983-85 and helped the team to its first NCAA Tournament appearance in 1985. As recruiting coordinator, he helped sign Darren Queenan, who remains Lehigh's all-time leading scorer. Queenan was second in the nation in scoring in 1988.

McCaffery was assistant varsity coach and head sub-varsity coach at his alma mater, Pennsylvania, during the 1982-83 season. At Penn, he worked for Craig Littlepage, who is now the director of athletics at the University of Virginia.

McCaffery lettered three years as point guard on the men's basketball team at Pennsylvania as one of the first transfers to play for the Quakers. He earned a bachelor's degree from The Wharton School of Finance and Commerce in 1982. In 1985 he received his master's degree in education from Lehigh.

In three seasons as a player he helped lead Penn to a pair of NCAA Tournament appearances and Ivy League titles and one berth in the NIT. As a senior in 1981-82 he led the Ivy League in steals and assists and was voted the team's Most Inspirational Player.

Recruited as the successor at point guard to Skip Brown at Wake Forest, McCaffery played one season at Wake Forest, 1977-78, helping the Demon Deacons to a 19-10 record. Nicknamed "White Magic," he started 11 games as coach Carl Tacy's team finished runner-up in the ACC Tournament to eventual NCAA runner-up Duke. Wake defeated North Carolina twice in three meetings and won five of the eight games it played at the Greensboro Coliseum.

The McCaffery's have been a champion for Coaches vs. Cancer and the American Cancer Society (ACS). The McCaffery's have been actively involved with the Coaches vs. Cancer program and have raised significant funds to support ACS efforts, including more than \$4.5 million since becoming Iowa's head coach in 2010. His efforts were honored during the 2015 Final Four weekend, as McCaffery was honored with the Coaches vs. Cancer Champion Award. The distinction is awarded annually to a college coach who has been engaged vigorously in the Coaches vs. Cancer program's fundraising, education and promotional initiatives and has demonstrated leadership in the fight to save more lives from cancer. The ACS awarded the McCaffery's with the Fighting Spirit Award in 2015.

In addition to their work with the American Cancer Society and Coaches vs. Cancer, the McCaffery's help spearhead the launch of a new Adolescent and Young Adult Cancer Program in Iowa City.

McCaffery, a Philadelphia native who attended LaSalle High School, and his wife Margaret have four children: sons, Connor, Patrick and Jonathan and a daughter, Marit. Connor and Patrick are teammates on the Iowa basketball team. In addition to also playing baseball in the spring, Connor excels in the classroom, earning CoSIDA Academic All-District First Team, NABC Honors Court, and Dean's List recognition multiple times.



The McCaffery family (left to right): Margaret, Patrick, Fran, Jonathan, Connor and Marit.

**WHAT OTHERS ARE SAYING ABOUT FRAN MCCAFFERY**

"We are thrilled Fran McCaffery is leading our men's basketball program. From the first day I met Coach McCaffery he said, 'I want to be the coach at Iowa.' He is a proven winner, a leader, has competed for championships and will continue to do so. Coach McCaffery is committed to student-athletes, their personal lives, and their education. Every one of his student-athletes who has completed their eligibility has graduated."

Gary Barta
Director of Athletics
University of Iowa

"Fran McCaffery adds a different flavor and is good for the Big Ten. This is a very attractive program for highly skilled players. He has a system that advocates putting the biscuit in the basket, putting points on the board. Fran can get elite players, not just because of his system but because he can coach."

Gus Johnson, FOX College Basketball Broadcaster

"I'm a big fan of Fran McCaffery. He does things the right way."

Eric Collins, FS1 Broadcaster

"Fran McCaffery has done an outstanding job rebuilding this program."

Andy Katz, NCAA.com/BTN College Basketball Contributor

"If Iowa's rationale was hiring a quality person who recruits quality people, who doesn't cheat, does it the right way and is into developing young men while recognizing that he wants to have a winning team on the floor... then Fran is the perfect guy for the job."

LaPhonso Ellis, ESPN College Basketball Analyst

"When a parent passes their kid over to Fran they can rest assured a few things. One, he's going to make sure, to the best of his ability, that he gets a quality degree. Secondly, he is going to do his very best to develop that individual player within the team context. And finally, because of the vast resources of people that he knows outside of the game that he will do his very best, for those who aren't fortunate to play at the next level, to use his influence to make sure they get jobs and have an opportunity to have upward mobility. That's what makes him special."

LaPhonso Ellis, ESPN College Basketball Analyst

"Iowa made an outstanding choice. Fran McCaffery-coached teams are well coached and very well organized."

Ronnie Lester
Iowa All-American

"Fran McCaffery is a good solid hire for the University of Iowa. Iowa has been hoping for a winner and I believe one has arrived. He's won at Lehigh, UNC-Greensboro and Siena -- if you can win at those places, you can win anywhere. His teams are enjoyable to watch with their style of play; he lets his kids play free."

Doug Gottlieb, CBS Analyst

"Fran McCaffery is a fine basketball coach, and an even finer person. He can teach the game, identify and attract talent, and he is a man of great substance and integrity. Iowa made a great hire in McCaffery."

Jay Bilas, ESPN Analyst

"Fran McCaffery is a great hire for Iowa. He was a great assistant coach and did a great job in making Siena the Gonzaga of the East. He will bring back the traditions of Iowa basketball."

Digger Phelps
Former ESPN College Basketball Analyst
Former Head Coach, Notre Dame

"Coach McCaffery has quickly rebuilt the Iowa program through tireless recruiting and an unmatched passion for competing. He is a proven winner who instilled an up tempo style of basketball fans love and players embraced! Fran understands the proud tradition of Hawkeye basketball and operates with the utmost integrity the University of Iowa community appreciates."

Bobby Hansen
UI Final Four Member, 1980
World Champion, Chicago Bulls
Hawkeye Radio Network Analyst

"The number one thing about Fran, is that he has a great feel for the game, and, he understands players. He and I spent a lot of time in traversing the state of Iowa, trying to get Iowa kids to come to Notre Dame. Fran has a great knack for setting an offense and he is a great defensive coach. He has great relationships with his players. This is a great fit for Iowa and a great fit for Fran."

John MacLeod
Former Head Coach, Notre Dame
Former Head Coach, Golden State

"I have been impressed with Coach McCaffery's consistent success. His teams are well prepared and his development of players, particularly on the perimeter, fit in well in Iowa City."

Shon Morris, Former BTN Analyst

"You have to love what coach McCaffery has going at the University of Iowa. He's continues to create interest on a national level. They play a great style of basketball; they press, run and jump, fast break and shoot a lot of three's. High school guys always say that they want to go to a coach who is going to let them play... well, Fran McCaffery is that coach who let's his guys play."

Miles Simon, ESPN Analyst



NOTABLE PLAYERS RECRUITED AND/OR COACHED AS AN ASSISTANT AT NOTRE DAME

Pat Garrity: Big East Player of the Year 1997; second team All-America in 1998; Academic All-American of the Year in 1998 and a two-time Academic All-American; selected No. 19 in the 1998 NBA Draft by Milwaukee.

Troy Murphy: Big East Player of the Year in 2000 and co-Big East Player of the Year in 2001; Big East Rookie of the Year in 1999; two-time consensus first team All-American and All-Big East honoree; selected No. 14 in the 2001 NBA Draft by Golden State.

LaPhonso Ellis: Only Notre Dame player to lead the team in blocks each of his four seasons; Selected No. 5 in the 1992 NBA Draft by Denver.

Monty Williams: Selected No. 24 in the 2002 NBA Draft by Utah.

NOTABLE PLAYERS RECRUITED AND COACHED AT LEHIGH

Darren Queenan: Co-East Coast Conference Player of the Year in 1987; Lehigh's all-time leading scorer and ranked second in the country in scoring in 1988; one of the most prolific scorers in NCAA history, he is one of only 11 players to have amassed 2,700 points and 1,000 rebounds; four-time first team all-conference honoree; Played 16 years professionally overseas.

Mike Polaha: 1988 *Sporting News* All-American; Two-time All-East Coast Conference honoree (1987-88); only Lehigh player to score 1,400 points and have more than 400 rebounds and assists.

Mike Androlewicz: 1986 first team All-East Coast Conference selection.

NOTABLE PLAYERS RECRUITED AND COACHED AT UNC-GREENSBORO

Kyle Hines: 2005 Southern Conference Freshman of the Year; 2007 Southern Conference Player of the Year, becoming the first player from UNC Greensboro to earn the honor; All-American in 2007; three-time USBWA All-District selection; one of only four players to garner All-Southern Conference accolades; one of only six players in NCAA history to ever record 2,000 points, 1,000 rebounds and 300 blocks in a career.

Demetrius Cherry: 1999 Southern Conference Preseason Player of the Year; two-time first team all-league accolades Courtney Eldridge: 2002 All-Southern Conference honoree.

David Schuck: 2002 All-Southern Conference honoree.

Ronnie Burrell: 2005 All-Southern Conference honoree.

Jay Joseph: 2001 Southern Conference Rookie of the Year.

NOTABLE PLAYERS RECRUITED AND/OR COACHED AT SIENA

Kenny Hasbrouck: 2006 MAAC Rookie of the Year; 2008 collegeinsider.com Mid Major Player of the Year; 2009 MAAC Player of the Year and NABC All-District. Hasbrouck, who has his number retired, was McCaffery's first recruit at Siena. He became Siena's first player to ever make an NBA roster when he signed with the Miami Heat as a free agent in 2010. Currently, he is playing overseas in Spain.

Edwin Ubiles: 2007 MAAC co-Freshman of the Year; two-time NABC District 1 selection; 2010 first team all-league honoree; ranks third in all-time career scoring at Siena

Ronald Moore: 2010 first team all-MAAC selection; led the country in assists, was a Bob Cousery Award finalist and an NABC All-District honoree in 2010, and ranks second in the MAAC in assists.

Alex Franklin: 2010 MAAC Player of the Year and was tabbed NABC All-District and named to the ECAC second team.

Ryan Rossiter: 2011 MAAC Player of the Year; 2011 NABC District 1 honoree; 2011 honorable mention All-American (seventh in program history); two-time All-MAAC selection; became program's all-time leading rebounder; ranked second in the country in rebounding in 2011.

Antoine Jordan: first team All-MAAC in 2006.



**NOTABLE PLAYERS COACHED AT IOWA**

Devyn Marble: 2014 first team All-Big Ten; 2014 NABC and USWBA First Team All-District teams; 2013 third team All-Big Ten; 2013 NIT All-Tournament Team; finished career ranked fifth in Iowa career scoring (1,694), sixth in assists (397), and seventh in steals (176); selected 56th overall in 2014 NBA Draft by the Orlando Magic.

Matt Gatens: 2012 second team All-Big Ten; ranks sixth all-time in career scoring at Iowa; 2012 Chris Street Award winner; one of only two Hawkeyes to ever amass over 1,600 points, 450 rebounds, 250 assists and 125 steals.

Aaron White: Garnered the following honors as a senior in 2015: first-team All-Big Ten, NABC First Team All-District Team, and USBWA All-District VI Team; finished his illustrious career ranked second in Iowa scoring (1,859) and third in rebounding (901); became the first Hawkeye to ever amass 1,800 points and 900 rebounds; made more free throws than any other Big Ten player the last 50 years, making 618; selected 49th overall in 2015 NBA Draft by the Washington Wizards.

Jarrod Uthoff: Became Iowa's fifth consensus All-American and first since Chuck Darling in 1952; unanimous first team All-Big Ten honoree and was a finalist for the Oscar Robertson Trophy, John Wooden Award, and Karl Malone Power Forward of the Year; earned recognition on the NABC and USBWA all-district teams, as well as recognition on a number of All-America teams (Associated Press, NABC, USBWA, USA Today, and Scout.com); one of three Hawkeyes in program history to amass 1,000 points and 150 blocks in a career.

Peter Jok: 2017 Associated Press Honorable Mention All-America, and first-team All-Big Ten, USBWA and NABC All-District honoree; became the fifth Hawkeye in school history to lead the Big Ten in scoring (19.9); established new school free throw percentage records for a single-season (.911) and career (.881), and won the 3-Point Championships event at the Final Four.

Joe Wieskamp: Became the first junior in program history to amass more than 1,250 points, 550 rebounds, 175 3-pointers, 100 assists, and 75 steals; a three-year starter, Wieskamp was a two-time All-Big Ten honoree and was recognized on the All-Big Ten Freshman Team; left school after his junior season ranking ninth in career 3-pointers made and 24th in scoring; drafted by the San Antonio Spurs in the second round of the 2021 NBA Draft.





Luka Garza: Iowa's most decorated men's basketball player, Garza is a two-time national player of the year (2020 & 2021), including earned consensus national player of the year distinction in 2021; one of nine players in Iowa men's basketball history to have his number retired (#55); only Hawkeye to be a two-time Big Ten Player of the Year, USBWA District VI Player of the Year, Kareem Abdul-Jabbar Center of the Year, Pete Newell Big Man of the Year, unanimous first-team all-America and all-conference; voted the 2021 Big Ten Jesse Owens Male Athlete of the Year; only Big Ten men's basketball player to total more than 2,250 points and 900 rebounds; ranks seventh in Big Ten career scoring and is Iowa's all-time leading scorer with 2,306 points; awarded the 2021 Senior CLASS Award, which recognizes excellence both on the court, in the classroom, and in the community; ranks first in Iowa career field goals made (870), conference scoring (1,399) and tied for first in 30-point games (13) and 40-point games (2); scored the most points in a single-season in school history (747); ranks second in Iowa history in rebounds (931), fourth in double-doubles (34), fifth in blocked shots (154), sixth in free throw makes (446), and 16th in 3-pointers made (12); reached 2,000 points in 113 games, faster than any other Big Ten player over the last 25 years; third player to lead the Big Ten in scoring in consecutive seasons since 1990; only player in school history with four 400-point seasons and two 700-point seasons; third Big Ten player in the last 50 years to average 23 points & eight rebounds in consecutive seasons; scored 613 points against AP Top 25 teams, the most of any player during the 2020 and 2021 seasons combined; recorded a school record 19 straight games with 20+ points, including 18 straight Big Ten games with 20+ points — the longest streak in the league in over three decades; drafted by the Detroit Pistons in the second round of the 2021 NBA Draft.

Keegan Murray: Posted numbers and accomplishments no other Hawkeye underclassman has achieved in 2022 as a sophomore; consensus first-team All-American; Karl Malone Power Forward of the Year; finalist for the John R. Wooden Award, Naismith Trophy, Lute Olson Award and Lefty Driesell Award; USBWA and NABC All-District; All-Big Ten First Team (unanimous); Big Ten Tournament Most Outstanding Player and All-Tournament Team; Academic All-Big Ten; six-time Big Ten Player of the Week (one of only three Big Ten players to earn at least six Big Ten Player of the Week honors since the weekly award was introduced prior to the 1981-82 season); broke the school single-season scoring (822), and field goals made (307) and attempted (554); accumulated 1,046 points in 66 games as a Hawkeye becoming just the fifth Hawkeye to reach over 1,000 career points in their first two seasons; amassed 822 points, 303 rebounds, 68 blocks, 66 3-point field goals, 52 assists and 45 steal; one of only two Big Ten players this century and eighth overall with more than 800 points in a single season; only the second player in Division I history to amass more than 800 points, 60 blocks, and 60 3-pointers in a single season (Texas' Kevin Durant in 2007); first Division I player with more than 800 points and 300 rebounds with a field goal percentage of 55 percent or better in a single season since North Carolina's Antawn Jamison in 1998; totaled a Big Ten Tournament record 103 points and 38 field goals made in four games in leading the Hawkeyes to their third tournament championship and first since 2006; tied a Big Ten Tournament single game record with eight made 3-pointers made (10 attempts), in 32-point outburst in win over Indiana; tallied 20+ points 26 times and 25+ points 16 times in 2022, both of which ranked first nationally; increased his scoring average by +16.3 points from the previous season, which is the largest points per game increase by a Big Ten player in 49 years; ranked first in the country in Player Efficiency Rating (37.8), fourth in points per game (23.5), 34th in field goal percentage (.554), 46th in blocks per contest (1.94) and 51st in double-doubles (10); his 23.5 points per game average was tops among players from a major conference and marked the third consecutive season a Hawkeye led the Big Ten in scoring (Garza in 2020 and 2021); only player nationally to average 23+ points and 8+ rebounds; reached 30 points a league-best five times; voted to the 2021 All-Big Ten Freshman Team.



The McCaffery File

Coaching Experience:

1982-83 Assistant Coach, Penn
 1983-85 Assistant Coach, Lehigh
 1985-88 Head Coach, Lehigh
 (youngest head coach in America at age 26)
 1988-99 Assistant Coach, Notre Dame
 1999-05 Head Coach, UNC-Greensboro
 2005-10 Head Coach, Siena
 2010-present Head Coach, University of Iowa

Coaching Honors

MAAC Coach of the Year, 2009
 NABC District I Coach of the Year, 2009-10

Playing Experience

1977-78 Wake Forest, one-year letterman
 1979-82 Penn, three-year letterman

Education

LaSalle High School, 1977
 Bachelor of Science in Economics, The Wharton School (Penn), 1982
 Master of Education, Lehigh, 1985

Date of Birth:

May 23, 1959

Family:

Wife: Margaret (Nowlin)
 Children: Connor John
 Patrick Dickerson
 Marit Katherine
 Jonathan Francis Nowlin

FRAN MCCAFFERY'S COACHING RECORD

| | |
|-----------------------------|---|
| All Games | 493-339 |
| | home _____ 311-90 |
| | away _____ 134-201 |
| | neutral _____ 48-48 |
| Non-Conference Games | 209-121 |
| | home _____ 148-18 |
| | away _____ 30-70 |
| | neutral _____ 31-33 |
| Conference Games | 254-198 |
| | home _____ 154-72 |
| | away _____ 100-125 |
| | neutral _____ 0-1 |
| Tournament Games | 58-58 |
| | NCAA _____ 6-11 |
| | NIT (pre and postseason) _____ 7-5 |
| | Conference _____ 31-19 |
| | In-season _____ 14-23 |
| Miscellaneous | Overtime games _____ 24-24 |
| | Decided by three points or less _____ 46-54 |

FRAN MCCAFFERY IN POSTSEASON PLAY

| Year | Opponent | W/L | Score | Site |
|-----------------------|--|--------|------------|---------------------|
| 1987-88 (NCAA) | Temple | L | 73-87 | Hartford, CT |
| | Lehigh | | | |
| 2000-01 (NCAA) | Stanford | L | 60-89 | San Diego, CA |
| | UNCG | | | |
| 2001-02 (NIT) | Memphis | L | 62-82 | Memphis, TN |
| | UNCG | | | |
| 2007-08 (NCAA) | Vanderbilt | W | 83-62 | Tampa, FL |
| | Siena | L | 72-84 | Tampa, FL |
| 2008-09 (NCAA) | Ohio State | W | 74-72 | Dayton, OH |
| | Siena | L | 72-79 | Dayton, OH |
| 2009-10 (NCAA) | Purdue | L | 64-72 | Spokane, WA |
| | Siena | | | |
| 2011-12 (NIT) | Dayton | W | 84-75 | Iowa City, IA |
| | Iowa | L | 97-108 | Eugene, OR |
| 2012-13 (NIT) | Indiana State | W | 68-52 | Iowa City, IA |
| | Iowa | W | 75-63 | Iowa City, IA |
| | Stony Brook | W | 75-64 | Charlottesville, VA |
| | at Virginia | W | 71-60 | New York, NY |
| | vs. Maryland | L | 54-74 | New York, NY |
| | vs. Baylor | | | |
| 2013-14 (NCAA) | Tennessee | L (OT) | 65-78 | Dayton, OH |
| | Iowa | | | |
| 2014-15 (NCAA) | Davidson | W | 83-52 | Seattle, WA |
| | Iowa | L | 68-87 | Seattle, WA |
| 2015-16 (NCAA) | Temple | W (OT) | 72-70 | Brooklyn, NY |
| | Iowa | L | 68-87 | Brooklyn, NY |
| 2016-17 (NIT) | South Dakota | W | 87-75 | Iowa City, IA |
| | Iowa | L (OT) | 92-94 | Iowa City, IA |
| 2018-19 | Cincinnati | W | 79-72 | Columbus, OH |
| | Iowa | L | 77-83 (ot) | Columbus, OH |
| | NCAA | | | |
| 2019-20 | NCAA Tournament canceled due to COVID-19 global pandemic | | | |
| 2020-21 (NCAA) | Grand Canyon | W | 86-74 | Indianapolis, IN |
| | Iowa | L | 80-95 | Indianapolis, IN |
| 2021-22 (NCAA) | Richmond | L | 63-67 | Buffalo, NY |
| | Iowa | | | |
| NCAA: | 6-11 in 11 appearances | | | |
| NIT: | 6-4 in four appearances | | | |
| Overall: | 12-15 in 15 appearances | | | |



FRAN MCCAFFERY COACHING HIGHLIGHTS

IOWA

- Coached four consensus All-Americans over the last seven seasons: Keegan Murray (2022, first team), Luka Garza (2020 and 2021, unanimous first team) and Jarrod Uthoff (2016, second team). Murray shattered the school's single-season scoring record on his way to becoming the 2022 Karl Malone Power Forward of the Year and a first-team consensus All-American. Garza is a two-time national player of the year (2020 & 2021), including earning consensus national player of the year distinction in 2021. He is one of nine players in Iowa men's basketball history to have his number retired (#55). Garza is the only Hawkeye to be a two-time Big Ten Player of the Year, USBWA District VI Player of the Year, Kareem Abdul-Jabbar Center of the Year, Pete Newell Big Man of the Year, unanimous first-team all-America and all-league. He was voted 2021 Big Ten Jesse Owens Male Athlete of the Year. Garza is Iowa's all-time leading scorer with 2,306 points. He was also awarded the 2021 Senior CLASS Award, which recognizes excellence both on the court, in the classroom, and in the community; Uthoff is the only Hawkeye to earn All-America honors on the court and be named the Academic All-American of the Year in the same season.
- Coached Iowa to four wins in four days (Northwestern, Rutgers, Indiana, Purdue) to capture the 2022 Big Ten Tournament Championship, its third tournament title in program history and first since 2006.
- McCaffery joined Hall of Fame coaches Rick Pitino, Bob Huggins, Eddie Sutton and Lefty Driesell as the only Division I coaches to lead teams to conference tournament titles in four or more different leagues. McCaffery is also one of just 14 Division I head coaches to take at least four different programs to the NCAA Tournament.
- Recruited and coached seven first-team All-Big Ten honorees over the last nine seasons: Devyn Marble (2014), Aaron White (2015), Jarrod Uthoff (2016), Peter Jok (2017), Luka Garza (2020 and 2021) and Keegan Murray (2022).
- Fran McCaffery has coached 19 Hawkeyes to professional contracts overseas, including six who have played in the NBA: Devyn Marble, Jarrod Uthoff, Tyler Cook, Joe Wieskamp, Luka Garza and Keegan Murray.
- Guided Iowa to 14 or more victories at home in each of the last four seasons.
- Iowa won a national-best 15 combined games against ranked opponents over a span of two seasons (2020-21).
- Guided the Hawkeyes to 13 straight home victories in 2019-20, the second longest home win streak in a single-season in Carver-Hawkeye Arena history.
- Coached Iowa to eight 20-win seasons over the last 10 years, including winning 26 games in 2022 -- the second highest win total in single-season history -- and 25 wins in 2013. He is one of only two Iowa coaches (Tom Davis) to register at least eight 20-win seasons.
- McCaffery and his coaching staff guided Iowa in 2019 to a perfect nonconference record for the first time in 32 years.
- Guided Iowa to nine straight postseason tournaments (6 NCAA and 3 NIT), including advancing in four of the last seven NCAA Tournaments and finishing runner-up in the 2013 NIT.
- Iowa is one of only three Big Ten teams to post first-division finishes nine of the last 10 seasons, including a third place finish in 2015, 2016, and 2021. Iowa has won 10 or more conference games seven of the last eight seasons (2013-22).
- Had Iowa nationally ranked a majority of the past four seasons (2019-22); Iowa was ranked as high as No. 3 in 2016 and 2021. The Hawkeyes have been ranked in the final AP Poll each of the past three seasons, accomplishing the feat for the first time in 33 years.
- Iowa has ranked in the top-30 nationally in average attendance each of the last nine seasons.
- Iowa has led the Big Ten in scoring offense five of the last nine seasons, including the last four years (2019, 2020, 2021, 2022).

SIENA

- Inducted into the Siena Athletics Hall of Fame in 2017.
- McCaffery's five years at Siena (112-51) were the best in its 70-year storied history.
- Led the Saints to three straight Metro Atlantic Athletic Conference Championships and NCAA Tournament appearances. In so doing, Siena became the only program in the country to win its regular season and postseason title the last three years.
- In 2010, McCaffery led Siena to its fourth straight 20-win season, something never before done in program history.
- McCaffery, the 2009 MAAC Coach of the Year, is the third winningest coach by percentage in league history (68-22, .756).
- McCaffery is the only coach to guide a MAAC program to two NCAA Tournament wins.
- In 2008, McCaffery became just the 31st coach (15th active) to take three different programs to the "Big Dance", and he was the first to do so with three programs from one-bid leagues (conference's that sent just one team the year his program advanced).
- Led Siena to a perfect 17-0 home record in each of his last two seasons.

UNC-GREENSBORO

- In the 2001-02 season, McCaffery led the Spartans to their first 20-win season since joining the Southern Conference.
- Coached the 2001-02 Spartans to a share of the Southern Conference North Division title for the first time in program history.
- McCaffery's UNCG squads own the two highest-scoring seasons in program history.

LEHIGH

- At 26, McCaffery was the nation's youngest Division I head coach when he was hired Sept. 11, 1985.
- Coached two winning seasons in three years (Lehigh had just four winning seasons in the 55 years prior to his arrival).
- Coached the 1987-88 Mountain Hawks to a 21-10 record, which remains the best in program history.
- Led Lehigh to the NCAA Tournament in 1988 and was the youngest head coach to do so at the time.
- Was assistant coach and recruiting coordinator from 1983-85 and helped the team to its first NCAA Tournament appearance in 1985.
- As assistant coach and recruiting coordinator, he helped sign Darren Queenan 1988, who remains Lehigh's all-time leading scorer.

FRAN MCCAFFERY'S YEAR-BY-YEAR COACHING RECORD

| Year | Position | School | Head Coach | Record |
|--------------|-----------------|--|-------------------------------|---------|
| 1982-83 | Assistant Coach | Penn | Craig Littlepage | 17-9 |
| 1983-85 | Assistant Coach | Lehigh | Tom Schneider | 16-42 |
| 1985-88 | Head Coach | Lehigh | --- | 49-40 |
| 1988-99 | Assistant Coach | Notre Dame (Two NCAA bids and two NIT bids) | Digger Phelps John MacLeod | 155-166 |
| 1999-05 | Head Coach | UNC-Greensboro | --- | 90-87 |
| 2005-10 | Head Coach | Siena | --- | 112-51 |
| 2010-present | Head Coach | Iowa | --- | 242-162 |

YEAR-BY-YEAR NUMBERS & STATISTICS

| Year | Record | Home | Away | Neutral | Conf. | Non-Conf. | Nov. | Dec. | Jan. | Feb. | Mar. | April | OT |
|---------------|----------------|---------------|----------------|--------------|----------------|----------------|--------------|---------------|---------------|---------------|--------------|-----------|--------------|
| 1985-86 | 13-15 | 10-4 | 3-9 | 0-2 | 6-8 | 7-7 | 1-2 | 3-2 | 7-3 | 2-7 | 0-1 | -- | 1-0 |
| 1986-87 | 15-14 | 8-4 | 5-8 | 2-2 | 8-6 | 7-8 | 1-0 | 3-4 | 6-4 | 4-5 | 1-1 | -- | 4-1 |
| 1987-88 | 21-10 | 11-2 | 7-7 | 3-1 | 8-6 | 13-4 | 1-1 | 5-3 | 8-2 | 4-3 | 3-1 | -- | -- |
| 1999-00 | 15-13 | 9-4 | 6-8 | 0-1 | 9-7 | 6-6 | 2-1 | 4-3 | 5-5 | 4-3 | 0-1 | -- | 1-0 |
| 2000-01 | 19-12 | 11-1 | 5-10 | 3-1 | 10-6 | 9-6 | 1-2 | 4-3 | 8-2 | 3-4 | 3-1 | -- | 1-0 |
| 2001-02 | 20-11 | 10-1 | 8-9 | 2-1 | 11-5 | 9-6 | 2-1 | 4-3 | 7-3 | 6-2 | 1-2 | -- | -- |
| 2002-03 | 7-22 | 6-7 | 1-14 | 0-1 | 3-13 | 4-9 | 3-1 | 0-7 | 2-6 | 2-7 | 0-1 | -- | 0-2 |
| 2003-04 | 11-17 | 7-5 | 4-11 | 0-1 | 7-9 | 4-8 | 2-1 | 2-6 | 2-5 | 5-4 | 0-1 | -- | 0-2 |
| 2004-05 | 18-12 | 11-2 | 5-10 | 2-0 | 9-7 | 9-5 | 3-1 | 4-3 | 6-3 | 3-4 | 2-1 | -- | 1-0 |
| 2005-06 | 15-13 | 10-4 | 5-9 | -- | 10-8 | 5-5 | 1-2 | 4-2 | 4-6 | 6-2 | 0-1 | -- | 2-0 |
| 2006-07 | 20-12 | 10-4 | 8-7 | 2-1 | 12-6 | 8-6 | 2-3 | 4-2 | 5-5 | 7-1 | 2-1 | -- | 1-3 |
| 2007-08 | 23-11 | 13-4 | 9-6 | 1-1 | 13-5 | 10-6 | 2-3 | 5-1 | 6-3 | 5-3 | 5-1 | -- | 1-0 |
| 2008-09 | 27-8 | 17-0 | 9-7 | 1-1 | 16-2 | 11-6 | 2-3 | 6-1 | 9-1 | 5-2 | 5-1 | -- | 2-0 |
| 2009-10 | 27-7 | 17-0 | 10-6 | 0-1 | 17-1 | 10-6 | 4-2 | 5-2 | 10-0 | 5-2 | 3-1 | -- | 2-0 |
| 2010-11 | 11-20 | 8-8 | 2-9 | 1-3 | 4-14 | 7-6 | 3-4 | 4-2 | 1-7 | 2-5 | 1-2 | -- | 0-2 |
| 2011-12 | 18-17 | 14-6 | 3-9 | 1-2 | 8-10 | 10-7 | 4-3 | 6-3 | 2-5 | 5-3 | 2-2 | -- | -- |
| 2012-13 | 25-13 | 18-2 | 3-8 | 4-3 | 9-9 | 16-4 | 5-2 | 6-1 | 3-4 | 4-3 | 6-2 | 1-1 | 0-2 |
| 2013-14 | 20-13 | 13-4 | 4-6 | 3-3 | 9-9 | 11-4 | 7-1 | 5-1 | 4-3 | 3-4 | 1-4 | -- | 1-3 |
| 2014-15 | 22-12 | 14-4 | 7-3 | 1-5 | 12-6 | 10-6 | 5-2 | 5-2 | 3-4 | 6-2 | 3-2 | -- | 1-1 |
| 2015-16 | 22-11 | 13-2 | 6-5 | 3-4 | 12-6 | 10-6 | 4-2 | 7-1 | 7-1 | 3-4 | 2-3 | -- | 2-0 |
| 2016-17 | 19-15 | 15-5 | 3-7 | 1-3 | 10-8 | 9-7 | 3-4 | 5-2 | 5-4 | 3-3 | 3-2 | -- | 2-3 |
| 2017-18 | 14-19 | 9-6 | 1-10 | 4-3 | 4-14 | 10-5 | 4-3 | 5-3 | 3-6 | 2-6 | 0-1 | -- | 1-1 |
| 2018-19 | 23-12 | 14-4 | 4-6 | 5-2 | 10-10 | 13-2 | 6-1 | 5-1 | 5-3 | 5-2 | 2-5 | -- | 1-2 |
| 2019-20 | 20-11 | 14-2 | 4-7 | 2-2 | 11-9 | 9-2 | 5-2 | 5-1 | 5-3 | 5-3 | 0-2 | -- | -- |
| 2020-21 | 22-9 | 14-2 | 6-4 | 2-3 | 14-6 | 8-3 | 2-0 | 6-2 | 4-2 | 6-3 | 4-2 | -- | 0-1 |
| 2021-22 | 26-10 | 15-3 | 6-6 | 5-1 | 12-8 | 14-2 | 7-0 | 3-3 | 4-4 | 7-1 | 5-2 | -- | 0-1 |
| Totals | 493-339 | 311-90 | 134-201 | 48-48 | 254-198 | 239-142 | 82-47 | 115-64 | 131-94 | 112-88 | 54-44 | -- | 23-21 |



Over the last three seasons, Iowa combined to win 68 games, the fourth most over a three-year stretch in program history & most since 1987-89.



McCaffery vs. All Opponents

| Opponent | Record | Opponent | Record | Opponent | Record |
|-----------------------|---------------|---------------------------|---------------|-------------------------|----------------|
| Abilene Christian | 1-0 | Howard | 1-0 | Portland State | 1-0 |
| Alabama | 1-1 | Hofstra | 3-5 | Princeton | 0-3 |
| Alabama State | 3-0 | Holy Cross | 3-1 | Purdue | 8-13 |
| Albany | 5-0 | Idaho State | 1-0 | Richmond | 0-1 |
| Alcorn State | 1-0 | Illinois | 10-12 | Rider | 12-6 |
| American | 1-1 | Indiana | 9-13 | Robert Morris | 1-0 |
| Appalachian State | 7-5 | Indiana State | 1-0 | Rutgers | 9-3 |
| Arkansas | 0-1 | Iona | 9-1 | Saint Joseph's | 2-1 |
| Arkansas Pine Bluff | 1-0 | Iowa | 0-2 | Saint Peter's | 11-2 |
| Ball State | 1-0 | Iowa State | 5-6 | San Diego State | 0-1 |
| Baylor | 0-1 | IPFW | 1-0 | Savannah State | 2-0 |
| Boise State | 3-0 | James Madison | 1-2 | Seton Hall | 0-1 |
| Bridgewater | 1-0 | Kansas | 0-2 | Siena | 0-1 |
| Brown | 3-0 | Kansas City | 3-0 | SIUE | 2-0 |
| Bryant | 1-0 | Kennesaw State | 2-0 | Southeastern Louisiana | 1-0 |
| Bucknell | 4-4 | Kenyon | 1-0 | Southern | 2-0 |
| Buffalo | 1-1 | Lafayette | 4-4 | Southern Mississippi | 1-0 |
| Butler | 0-1 | Liberty | 2-0 | Southern Utah | 1-0 |
| Cal Poly | 1-0 | Long Beach State | 0-1 | South Carolina State | 1-0 |
| Campbell | 2-1 | Longwood | 2-0 | South Dakota | 2-0 |
| Canisius | 10-1 | Louisiana | 0-1 | South Dakota State | 0-2 |
| Central Arkansas | 1-0 | Louisiana-Monroe | 1-0 | St. Francis, Pa. | 1-0 |
| Central Michigan | 1-0 | Louisiana Tech | 1-0 | St. John's | 0-1 |
| Charleston | 0-1 | Louisville | 0-1 | Stetson | 1-0 |
| Chattanooga | 5-6 | Loyola | 7-4 | Stanford | 1-2 |
| Chicago State | 2-0 | Manhattan | 11-3 | Stony Brook | 1-0 |
| Cincinnati | 2-0 | Marist | 7-4 | Syracuse | 1-4 |
| Clemson | 0-1 | Marquette | 1-2 | TCU | 0-1 |
| Coastal Carolina | 2-1 | Maryland | 7-7 | Temple | 1-2 |
| College of Charleston | 1-4 | Maryland Baltimore County | 1-0 | Tennessee | 0-3 |
| Colorado | 1-0 | Maryland Eastern Shore | 1-0 | Tennessee State | 2-0 |
| Columbia | 2-1 | Massachusetts | 0-1 | Tennessee Tech | 1-0 |
| Connecticut | 1-1 | Memphis | 0-3 | Texas | 0-1 |
| Coppin State | 2-0 | Michigan | 9-11 | Texas A&M | 0-1 |
| Cornell | 1-1 | Michigan State | 6-14 | Texas A&M-CC | 1-0 |
| Creighton | 0-1 | Middle Tennessee | 1-1 | Texas-Pan American | 1-0 |
| Dartmouth | 2-0 | Minnesota | 12-11 | Texas-Rio Grande Valley | 1-0 |
| Davidson | 7-7 | Missouri | 0-1 | Texas Tech | 1-0 |
| Dayton | 2-1 | Monmouth | 1-0 | The Citadel | 5-1 |
| Delaware | 5-4 | Montreat | 1-0 | Towson State | 7-0 |
| Delaware State | 1-0 | Mount St. Mary's | 1-0 | UAB | 1-1 |
| DePaul | 0-1 | Muhlenberg | 3-0 | UNC Asheville | 2-0 |
| Dickinson | 2-0 | N.C. Central | 2-0 | UNC Wilmington | 1-0 |
| Drake | 5-0 | N.C. State | 0-1 | Utah State | 1-0 |
| Drexel | 2-5 | Nebraska | 13-6 | UTEP | 1-0 |
| Duke | 0-1 | New Mexico | 0-1 | Vanderbilt | 1-1 |
| East Carolina | 1-1 | Niagara | 9-3 | Vermont | 1-0 |
| East Tennessee State | 4-8 | NJIT | 2-0 | Villanova | 0-4 |
| Elon | 4-3 | Norfolk State | 3-1 | Virginia | 2-0 |
| Evansville | 0-1 | North Dakota State | 1-0 | Virginia Tech | 0-2 |
| Fairfield | 10-5 | North Carolina | 2-0 | VMI | 7-1 |
| Farleigh Dickinson | 2-0 | North Carolina A&T | 3-1 | Wagner | 1-0 |
| Florida Southern | 1-0 | North Dakota | 1-0 | Wake Forest | 0-3 |
| Florida State | 1-0 | North Florida | 2-0 | West Virginia | 0-2 |
| Fordham | 1-0 | Northeastern | 2-1 | Western Carolina | 8-6 |
| Furman | 3-4 | Northwestern | 15-7 | Western Illinois | 3-0 |
| Gardner-Webb | 2-0 | Northern Illinois | 4-0 | Western Michigan | 1-0 |
| Georgia Southern | 3-4 | Northern Iowa | 5-3 | Western Kentucky | 1-0 |
| Georgia Tech | 0-2 | Notre Dame | 1-2 | Wichita State | 1-2 |
| Gonzaga | 0-2 | Ohio State | 9-11 | Wilkes | 1-0 |
| Grambling State | 1-0 | Oklahoma State | 0-1 | William & Mary | 1-0 |
| Grand Canyon | 1-0 | Omaha | 1-1 | Winthrop | 2-0 |
| Green Bay | 1-0 | Oral Roberts | 1-0 | Wisconsin | 9-11 |
| Greensboro College | 1-0 | Oregon | 1-2 | Wofford | 6-3 |
| Guilford | 4-0 | Penn | 2-1 | Xavier | 1-1 |
| Hampton | 1-0 | Penn State | 13-8 | Youngstown | 1-0 |
| Harvard | 3-0 | Pepperdine | 1-0 | Totals | 493-339 |
| High Point | 0-2 | Pittsburgh | 1-1 | | |

**FRAN MCCAFFERY'S GAME-BY-GAME RECORD****LEHIGH****1985-86 (13-15, 6-8)**

| Date | Opponent | W/L | Score | Location |
|---------|----------------------|-----|------------|-------------------|
| Nov. 25 | Kenyon | W | 83-53 | Bethlehem, PA |
| Nov. 26 | at Princeton | L | 67-69 | Princeton, NJ |
| Nov. 30 | at Siena | L | 57-71 | Albany, NY |
| Dec. 4 | Manhattan | W | 85-69 | Bethlehem, PA |
| Dec. 6 | vs. UAB (HC) | L | 61-71 | Iowa City, IA |
| Dec. 7 | at Iowa (HC) | L | 68-89 | Iowa City, IA |
| Dec. 11 | Dickinson | W | 93-68 | Bethlehem, PA |
| Dec. 30 | Muhlenberg | W | 86-72 | Bethlehem, PA |
| Jan. 2 | at Columbia | W | 90-84 | New York, NY |
| Jan. 4 | Drexel | W | 79-66 | Bethlehem, PA |
| Jan. 6 | at Harvard | W | 82-75 | Boston, MA |
| Jan. 11 | Lafayette | W | 82-72 | Bethlehem, PA |
| Jan. 13 | Fairfield | L | 68-71 | Bethlehem, PA |
| Jan. 18 | at Towson State | W | 70-69 | Towson, MD |
| Jan. 20 | Robert Morris | W | 54-53 | Bethlehem, PA |
| Jan. 22 | Delaware | L | 70-71 | Bethlehem, PA |
| Jan. 25 | at Rider | L | 68-69 | Lawrenceville, NJ |
| Jan. 29 | Bucknell | W | 85-75 | Bethlehem, PA |
| Feb. 1 | Hofstra | L | 74-77 | Bethlehem, PA |
| Feb. 5 | at Drexel | L | 77-84 | Philadelphia, PA |
| Feb. 8 | at Lafayette | L | 79-80 | Easton, PA |
| Feb. 10 | Towson State | W | 71-54 | Bethlehem, PA |
| Feb. 12 | Marquette | L | 63-77 | Bethlehem, PA |
| Feb. 15 | at Delaware | L | 73-89 | Newark, DE |
| Feb. 19 | Rider | W | 80-77 (ot) | Bethlehem, PA |
| Feb. 22 | at Bucknell | L | 80-84 | Lewisburg, PA |
| Feb. 24 | at Hofstra | L | 60-62 | Hempstead, NY |
| Mar. 1 | vs. Lafayette (ECCT) | L | 57-58 | Towson, MD |

1986-87 (15-14, 8-6)

| Date | Opponent | W/L | Score | Location |
|---------|-----------------------------|-----|----------------|---------------------|
| Nov. 29 | Harvard | W | 99-98 (ot) | Bethlehem, PA |
| Dec. 1 | Dickinson | W | 69-52 | Bethlehem, PA |
| Dec. 3 | at Marquette | L | 66-83 | Milwaukee, WI |
| Dec. 8 | Princeton | L | 62-72 | Bethlehem, PA |
| Dec. 10 | at Penn State | W | 73-70 | University Park, PA |
| Dec. 22 | Muhlenberg | W | 92-71 | Bethlehem, PA |
| Dec. 29 | vs. Texas A&M (MC) | L | 60-80 | Storrs, CT |
| Dec. 30 | at Connecticut (MC) | L | 57-71 | Storrs, CT |
| Jan. 2 | vs. St. Francis, Pa. (WLKF) | W | 74-72 | Lakeland, FL |
| Jan. 3 | at Florida Southern (WLKF) | W | 74-72 (ot) | Lakeland, FL |
| Jan. 6 | Columbia | L | 78-90 | Bethlehem, PA |
| Jan. 8 | at Fairfield | L | 63-64 | Fairfield, CT |
| Jan. 12 | at Wake Forest | L | 51-74 | Winston-Salem, NC |
| Jan. 14 | Hofstra | W | 80-68 | Bethlehem, PA |
| Jan. 17 | at Drexel | L | 74-76 | Philadelphia, PA |
| Jan. 24 | Towson State | W | 77-75 | Bethlehem, PA |
| Jan. 28 | at Delaware | W | 65-60 | Newark, DE |
| Jan. 31 | Rider | W | 93-90 (ot) | Bethlehem, PA |
| Feb. 2 | at Lafayette | W | 83-77 | Easton, PA |
| Feb. 4 | Bucknell | L | 87-92 | Bethlehem, PA |
| Feb. 7 | at Hofstra | L | 69-71 | Hempstead, NY |
| Feb. 11 | Drexel | L | 67-70 | Bethlehem, PA |
| Feb. 14 | Lafayette | W | 79-78 | Bethlehem, PA |
| Feb. 18 | at Towson State | W | 83-76 | Towson, MD |
| Feb. 21 | Delaware | W | 98-79 | Bethlehem, PA |
| Feb. 24 | at Rider | L | 76-82 | Lawrenceville, NJ |
| Feb. 28 | at Bucknell | L | 70-72 | Lewisburg, PA |
| Mar. 6 | vs. Drexel (ECCT) | W | 109-98 (2 ot) | Towson, MD |
| Mar. 7 | vs. Bucknell (ECCT) | L | 100-103 (2 ot) | Towson, MD |

1987-88 (21-10, 8-6)

| Date | Opponent | W/L | Score | Location |
|---------|------------------------|-----|--------|-------------------|
| Nov. 28 | at Penn | W | 96-75 | Philadelphia, PA |
| Nov. 30 | at Vanderbilt | L | 91-102 | Nashville, TN |
| Dec. 2 | Muhlenberg | W | 109-82 | Bethlehem, PA |
| Dec. 4 | at Nebraska (CC) | L | 66-71 | Lincoln, NE |
| Dec. 5 | vs. Ball State (CC) | W | 72-64 | Lincoln, NE |
| Dec. 7 | Penn State | W | 79-72 | Bethlehem, PA |
| Dec. 9 | at Princeton | L | 82-95 | Princeton, NJ |
| Dec. 23 | Wilkes | W | 116-64 | Bethlehem, PA |
| Dec. 29 | at Rider | L | 82-89 | Lawrenceville, NJ |
| Dec. 30 | Monmouth | W | 72-59 | Bethlehem, PA |
| Jan. 2 | Fairfield | W | 100-77 | Bethlehem, PA |
| Jan. 5 | at Columbia | W | 77-65 | New York, NY |
| Jan. 7 | Brown | W | 102-92 | Bethlehem, PA |
| Jan. 9 | at Bucknell | W | 83-76 | Lewisburg, PA |
| Jan. 12 | at Harvard | W | 62-59 | Boston, MA |
| Jan. 16 | Rider | W | 91-65 | Bethlehem, PA |
| Jan. 20 | at Hofstra | W | 77-63 | Hempstead, NY |
| Jan. 23 | Drexel | L | 85-91 | Bethlehem, PA |
| Jan. 27 | Lafayette | L | 64-66 | Bethlehem, PA |
| Jan. 30 | at Towson State | W | 71-65 | Towson, MD |
| Feb. 3 | Delaware | W | 86-75 | Bethlehem, PA |
| Feb. 10 | Bucknell | W | 79-72 | Bethlehem, PA |
| Feb. 13 | Hofstra | W | 96-72 | Bethlehem, PA |
| Feb. 17 | at Drexel | L | 86-94 | Philadelphia, PA |
| Feb. 20 | at Lafayette | L | 68-73 | Easton, PA |
| Feb. 24 | Towson State | W | 77-63 | Bethlehem, PA |
| Feb. 27 | at Delaware | L | 67-79 | Newark, DE |
| Mar. 5 | vs. Bucknell (ECCT) | W | 83-79 | Towson, MD |
| Mar. 6 | vs. Lafayette (ECCT) | W | 67-65 | Towson, MD |
| Mar. 8 | at Towson State (ECCT) | W | 84-78 | Towson, MD |
| Mar. 18 | vs. Temple (NCAA) | L | 73-87 | Hartford, CT |

UNC-GREENSBORO**1999-00 (15-13, 9-7)**

| Date | Opponent | W/L | Score | Location |
|---------|-------------------------|-----|--------------|-------------------|
| Nov. 20 | at James Madison | L | 64-77 | Harrisonburg, VA |
| Nov. 27 | Northeastern | W | 70-56 | Greensboro, NC |
| Nov. 29 | Elon | W | 77-66 | Greensboro, NC |
| Dec. 1 | at Coastal Carolina | W | 78-76 | Conway, SC |
| Dec. 4 | Guilford | W | 88-63 | Greensboro, NC |
| Dec. 6 | Norfolk State | W | 80-74 | Greensboro, NC |
| Dec. 15 | at Wake Forest (25th) | L | 62-71 | Winston-Salem, NC |
| Dec. 18 | at Evansville | L | 42-71 | Evansville, IN |
| Dec. 21 | at Winthrop | W | 93-88 (2 ot) | Rock Hill, SC |
| Dec. 28 | at Georgia Tech | L | 73-97 | Atlanta, GA |
| Jan. 4 | VMI | W | 82-71 | Greensboro, NC |
| Jan. 8 | Davidson | W | 63-60 | Greensboro, NC |
| Jan. 10 | at Georgia Southern | L | 71-78 | Statesboro, GA |
| Jan. 15 | at Western Carolina | L | 81-87 | Cullowhee, NC |
| Jan. 17 | East Tennessee State | L | 58-60 | Greensboro, NC |
| Jan. 19 | North Carolina AT&T | L | 71-80 | Greensboro, NC |
| Jan. 22 | College of Charleston | L | 59-73 | Greensboro, NC |
| Jan. 24 | at VMI | W | 75-61 | Lexington, VA |
| Jan. 29 | at Davidson | W | 77-55 | Davidson, NC |
| Jan. 31 | Furman | W | 79-69 | Greensboro, NC |
| Feb. 3 | at Wofford | L | 63-76 | Spartanburg, SC |
| Feb. 9 | at Appalachian State | L | 66-81 | Boone, NC |
| Feb. 12 | at Chattanooga | W | 74-70 | Chattanooga, TN |
| Feb. 14 | Western Carolina | W | 75-53 | Greensboro, NC |
| Feb. 19 | at East Tennessee State | W | 81-78 | Johnson City, TN |
| Feb. 22 | Appalachian State | L | 69-78 | Greensboro, NC |
| Feb. 26 | The Citadel | W | 75-58 | Greensboro, NC |
| Mar. 2 | vs. Furman (SC) | L | 61-77 | Greenville, SC |

2000-01 (19-12, 10-6)

| Date | Opponent | W/L | Score | Location |
|---------|---------------------------|-----|------------|------------------|
| Nov. 17 | at Minnesota | L | 61-81 | Minneapolis, MN |
| Nov. 21 | Guilford | W | 81-54 | Greensboro, NC |
| Nov. 25 | at West Virginia | L | 71-85 | Morgantown, WV |
| Dec. 1 | at Northeastern | L | 77-89 | Boston, MA |
| Dec. 3 | at Saint Peter's | W | 79-73 | Jersey City, NJ |
| Dec. 5 | at NC State | L | 76-77 | Raleigh, NC |
| Dec. 9 | at Norfolk State | W | 82-70 | Norfolk, VA |
| Dec. 22 | Winthrop | W | 78-63 | Greensboro, NC |
| Dec. 28 | at East Carolina | L | 92-104 | Greenville, NC |
| Dec. 31 | UNC Asheville | W | 77-76 (ot) | Greensboro, NC |
| Jan. 3 | at The Citadel | L | 68-70 | Charleston, SC |
| Jan. 6 | Davidson | W | 69-68 | Greensboro, NC |
| Jan. 8 | Appalachian State | W | 78-62 | Greensboro, NC |
| Jan. 13 | at Furman | L | 52-70 | Greenville, SC |
| Jan. 15 | at VMI | W | 73-69 | Lexington, VA |
| Jan. 17 | North Carolina AT&T | W | 67-55 | Greensboro, NC |
| Jan. 20 | Chattanooga | W | 84-83 | Greensboro, NC |
| Jan. 22 | Wofford | W | 80-56 | Greensboro, NC |
| Jan. 27 | at Davidson | W | 63-61 | Davidson, NC |
| Jan. 29 | East Tennessee State | W | 77-67 | Greensboro, NC |
| Feb. 3 | at College of Charleston | L | 70-77 | Charleston, SC |
| Feb. 5 | VMI | W | 79-58 | Greensboro, NC |
| Feb. 10 | Western Carolina | W | 95-81 | Greensboro, NC |
| Feb. 13 | at East Tennessee State | L | 75-84 | Johnson City, TN |
| Feb. 17 | Georgia Southern | L | 68-72 | Greensboro, NC |
| Feb. 19 | at Appalachian State | W | 63-60 | Boone, NC |
| Feb. 24 | at Western Carolina | L | 58-63 | Cullowhee, NC |
| Mar. 2 | vs. Western Carolina (SC) | W | 91-69 | Greenville, SC |
| Mar. 3 | vs. Davidson (SC) | W | 73-68 | Greenville, SC |
| Mar. 4 | vs. Chattanooga (SC) | W | 67-66 | Greenville, SC |
| Mar. 15 | vs. Stanford (NCAA, 2nd) | L | 60-89 | San Diego, CA |

2001-02 (20-11, 11-5)

| Date | Opponent | W/L | Score | Location |
|---------|-------------------------|-----|--------|-------------------|
| Nov. 19 | at UNC Asheville | W | 75-49 | Asheville, NC |
| Nov. 24 | at Middle Tennessee | L | 58-74 | Murfreesboro, TN |
| Nov. 27 | at Elon | W | 70-55 | Elon, NC |
| Dec. 1 | Saint Peter's | W | 77-61 | Greensboro, NC |
| Dec. 5 | East Carolina | W | 56-54 | Greensboro, NC |
| Dec. 8 | Delaware | W | 65-50 | Greensboro, NC |
| Dec. 10 | at Arkansas | L | 74-89 | Fayetteville, AR |
| Dec. 20 | Norfolk State | W | 84-69 | Greensboro, NC |
| Dec. 22 | at New Mexico | L | 69-83 | Albuquerque, NM |
| Dec. 29 | at Ohio State | L | 54-85 | Columbus, OH |
| Jan. 2 | at Chattanooga | L | 74-77 | Chattanooga, TN |
| Jan. 5 | Appalachian State | W | 87-63 | Greensboro, NC |
| Jan. 8 | at VMI | W | 80-74 | Lexington, VA |
| Jan. 12 | at Georgia Southern | W | 79-67 | Statesboro, GA |
| Jan. 14 | East Tennessee State | W | 104-92 | Greensboro, NC |
| Jan. 16 | North Carolina AT&T | W | 85-67 | Greensboro, NC |
| Jan. 19 | at Western Carolina | L | 77-87 | Cullowhee, NC |
| Jan. 23 | Davidson | L | 57-58 | Greensboro, NC |
| Jan. 26 | at Wofford | W | 81-76 | Spartanburg, SC |
| Jan. 28 | College of Charleston | W | 63-52 | Greensboro, NC |
| Feb. 2 | Western Carolina | W | 80-75 | Greensboro, NC |
| Feb. 5 | at Davidson | L | 48-53 | Davidson, NC |
| Feb. 9 | The Citadel | W | 81-68 | Greensboro, NC |
| Feb. 12 | at East Tennessee State | L | 76-90 | Johnson City, TN |
| Feb. 16 | VMI | W | 74-71 | Lexington, VA |
| Feb. 18 | at Appalachian State | W | 83-68 | Boone, NC |
| Feb. 23 | Furman | W | 70-67 | Greenville, SC |
| Feb. 28 | vs. Wofford (SC) | W | 70-41 | N. Charleston, SC |
| Mar. 1 | vs. Chattanooga (SC) | W | 67-57 | N. Charleston, SC |
| Mar. 2 | vs. Davidson (SC) | L | 58-68 | N. Charleston, SC |
| Mar. 14 | at Memphis (NIT) | L | 62-82 | Memphis, TN |

2002-03 (7-22, 3-13)

| Date | Opponent | W/L | Score | Location |
|---------|--------------------------|-----|------------|-------------------|
| Nov. 19 | Wagner | W | 84-65 | Greensboro, NC |
| Nov. 22 | at Kansas (2nd) | L | 66-105 | Lawrence, KS |
| Nov. 25 | American | W | 80-79 | Greensboro, NC |
| Nov. 30 | Middle Tennessee | W | 70-58 | Greensboro, NC |
| Dec. 3 | at Alabama (3rd) | L | 61-89 | Tuscaloosa, AL |
| Dec. 7 | at West Virginia | L | 54-65 | Morgantown, WV |
| Dec. 10 | at Syracuse | L | 65-92 | Syracuse, NY |
| Dec. 15 | Elon | L | 57-58 | Greensboro, NC |
| Dec. 19 | at Delaware | L | 71-74 | Newark, DE |
| Dec. 21 | at Norfolk State | L | 70-75 | Norfolk, VA |
| Dec. 31 | at High Point | L | 74-81 | High Point, NC |
| Jan. 4 | at East Tennessee State | L | 94-96 (ot) | Johnson City, TN |
| Jan. 7 | Chattanooga | L | 56-72 | Greensboro, NC |
| Jan. 11 | at Appalachian State | L | 60-91 | Boone, NC |
| Jan. 13 | VMI | W | 76-57 | Greensboro, NC |
| Jan. 18 | Georgia Southern | L | 78-83 | Greensboro, NC |
| Jan. 22 | Guilford | W | 83-71 | Greensboro, NC |
| Jan. 25 | at Davidson | L | 72-83 | Davidson, NC |
| Jan. 27 | Western Carolina | L | 62-63 | Greensboro, NC |
| Feb. 1 | Wofford | W | 85-79 | Greensboro, NC |
| Feb. 3 | at College of Charleston | L | 69-71 | Charleston, SC |
| Feb. 8 | at Western Carolina | L | 63-75 | Cullowhee, NC |
| Feb. 11 | Davidson | L | 77-84 | Greensboro, NC |
| Feb. 15 | at The Citadel | W | 67-66 | Charleston, SC |
| Feb. 17 | East Tennessee State | L | 73-75 | Greensboro, NC |
| Feb. 22 | at VMI | L | 60-61 | Lexington, VA |
| Feb. 24 | Appalachian State | L | 68-71 | Greensboro, NC |
| Feb. 27 | at Furman | L | 74-78 (ot) | Greenville, SC |
| Mar. 5 | vs. Wofford (SC) | L | 73-77 | N. Charleston, SC |

2003-04 (11-17, 7-9)

| Date | Opponent | W/L | Score | Location |
|---------|-------------------------|-----|----------------|-------------------|
| Nov. 21 | at Indiana | L | 64-71 | Bloomington, IN |
| Nov. 25 | at Campbell | W | 78-66 | Buies Creek, NC |
| Nov. 29 | Greensboro College | W | 69-41 | Greensboro, NC |
| Dec. 3 | Furman | W | 73-65 | Greensboro, NC |
| Dec. 6 | at American | L | 45-65 | Washington, DC |
| Dec. 9 | Campbell | W | 79-61 | Greensboro, NC |
| Dec. 13 | High Point | L | 72-85 | Greensboro, NC |
| Dec. 18 | at Coastal Carolina | L | 72-77 | Conway, SC |
| Dec. 21 | at Missouri (10th) | L | 98-106 | Columbia, MO |
| Dec. 23 | at Maryland (24th) | L | 58-85 | College Park, MD |
| Dec. 28 | at Villanova | L | 63-84 | Villanova, PA |
| Jan. 5 | at Chattanooga | L | 70-76 | Chattanooga, TN |
| Jan. 10 | East Tennessee State | L | 68-72 | Greensboro, NC |
| Jan. 13 | College of Charleston | L | 70-72 | Greensboro, NC |
| Jan. 17 | at Appalachian State | W | 74-61 | Boone, NC |
| Jan. 19 | at Western Carolina | L | 69-80 | Cullowhee, NC |
| Jan. 24 | The Citadel | W | 75-66 | Greensboro, NC |
| Jan. 31 | at Davidson | L | 69-80 | Davidson, NC |
| Feb. 2 | at East Tennessee State | L | 65-86 | Johnson City, TN |
| Feb. 7 | Elon | W | 67-53 | Greensboro, NC |
| Feb. 9 | at Wofford | W | 85-80 | Spartanburg, SC |
| Feb. 14 | Chattanooga | L | 74-87 | Greensboro, NC |
| Feb. 17 | Appalachian State | L | 60-82 | Greensboro, NC |
| Feb. 21 | at Georgia Southern | W | 80-79 | Statesboro, GA |
| Feb. 23 | Western Carolina | W | 78-65 | Greensboro, NC |
| Feb. 25 | Liberty | W | 74-63 | Greensboro, NC |
| Feb. 28 | at Elon | L | 108-112 (3 ot) | Elon, NC |
| Mar. 3 | vs. Wofford (SC) | L | 82-85 (ot) | N. Charleston, SC |

**2004-05 (18-12, 9-7)**

| Date | Opponent | W/L | Score | Location |
|---------|-------------------------------|-----|------------|------------------|
| Nov. 19 | Montreat | W | 98-67 | Greensboro, NC |
| Nov. 23 | Coastal Carolina | W | 79-73 | Greensboro, NC |
| Nov. 27 | at Duke (9th) | L | 44-98 | Durham, NC |
| Nov. 30 | Bridgewater | W | 92-55 | Greensboro, NC |
| Dec. 3 | vs. Southern Mississippi (HC) | W | 79-78 | Iowa City, IA |
| Dec. 4 | at Iowa (HC, 23rd) | L | 58-83 | Iowa City, IA |
| Dec. 16 | Guilford | W | 96-65 | Greensboro, NC |
| Dec. 18 | at Liberty | W | 74-69 | Lynchburg, VA |
| Dec. 20 | William & Mary | W | 84-62 | Greensboro, NC |
| Dec. 23 | at Wisconsin | L | 53-85 | Madison, WI |
| Dec. 29 | at Minnesota | L | 59-94 | Minneapolis, MN |
| Jan. 5 | Wofford | W | 61-44 | Greensboro, NC |
| Jan. 8 | at Appalachian State | W | 84-77 | Boone, NC |
| Jan. 10 | at Furman | L | 65-82 | Greenville, SC |
| Jan. 15 | Western Carolina | W | 66-54 | Greensboro, NC |
| Jan. 18 | East Tennessee State | W | 79-76 (ot) | Greensboro, NC |
| Jan. 22 | at The Citadel | W | 78-68 | Charleston, SC |
| Jan. 24 | at College of Charleston | L | 67-79 | Charleston, SC |
| Jan. 29 | Chattanooga | W | 62-57 | Greensboro, NC |
| Jan. 31 | at Elon | L | 50-54 | Elon, NC |
| Feb. 5 | Davidson | L | 69-78 | Greensboro, NC |
| Feb. 8 | Georgia Southern | L | 79-85 | Greensboro, NC |
| Feb. 12 | at East Tennessee State | L | 78-105 | Johnson City, TN |
| Feb. 14 | at Chattanooga | L | 68-82 | Chattanooga, TN |
| Feb. 19 | Appalachian State | W | 92-73 | Greensboro, NC |
| Feb. 22 | Elon | W | 69-60 | Greensboro, NC |
| Feb. 25 | at Western Carolina | W | 79-76 | Cullowhee, NC |
| Mar. 3 | vs. Georgia Southern (SC) | W | 73-71 | Chattanooga, TN |
| Mar. 4 | vs. Davidson (SC) | W | 73-68 | Chattanooga, TN |
| Mar. 5 | at Chattanooga (SC) | L | 62-66 | Chattanooga, TN |

SIENA**2005-06 (15-13, 10-8)**

| Date | Opponent | W/L | Score | Location |
|---------|----------------------|-----|--------------|-------------------|
| Nov. 21 | at Penn | L | 77-82 | Philadelphia, PA |
| Nov. 25 | at Syracuse | L | 77-96 | Syracuse, NY |
| Nov. 28 | Fordham | W | 64-54 | Albany, NY |
| Dec. 1 | Holy Cross | W | 68-63 | Albany, NY |
| Dec. 3 | Albany | W | 82-74 (ot) | Albany, NY |
| Dec. 9 | at Niagara | W | 76-75 | Niagara, NY |
| Dec. 11 | at Canisius | L | 50-67 | Buffalo, NY |
| Dec. 23 | at Massachusetts | L | 69-78 | Amherst, MA |
| Dec. 28 | Youngstown | W | 75-67 | Albany, NY |
| Jan. 2 | at Vermont | W | 76-65 | Burlington, VT |
| Jan. 5 | at Fairfield | L | 79-81 | Fairfield, CT |
| Jan. 7 | Rider | W | 85-62 | Albany, NY |
| Jan. 13 | Marist | L | 77-85 | Albany, NY |
| Jan. 15 | at Manhattan | L | 74-77 | Riverdale, NY |
| Jan. 19 | Saint Peter's | W | 77-69 | Albany, NY |
| Jan. 22 | Canisius | W | 76-55 | Albany, NY |
| Jan. 24 | Iona | L | 78-85 | Albany, NY |
| Jan. 28 | at Marist | L | 75-82 | Poughkeepsie, NY |
| Jan. 30 | Manhattan | L | 58-63 | Albany, NY |
| Feb. 2 | at Loyola | W | 89-83 | Baltimore, MD |
| Feb. 4 | at Saint Peter's | L | 63-81 | Jersey City, NJ |
| Feb. 7 | Fairfield | W | 58-47 | Albany, NY |
| Feb. 12 | at Rider | W | 92-73 | Lawrenceville, NJ |
| Feb. 14 | Loyola | W | 85-69 | Albany, NY |
| Feb. 18 | at Hofstra | L | 62-76 | Hempstead, NY |
| Feb. 23 | at Iona | W | 82-76 | New Rochelle, NY |
| Feb. 25 | Niagara | W | 98-92 (2 ot) | Albany, NY |
| Mar. 4 | Saint Peter's (MAAC) | L | 62-63 | Albany, NY |

2006-07 (20-12, 12-6)

| Date | Opponent | W/L | Score | Location |
|---------|----------------------|-----|--------------|-------------------|
| Nov. 11 | at Stanford | L | 72-92 | Stanford, CA |
| Nov. 18 | at Holy Cross | L | 57-65 | Worcester, MA |
| Nov. 22 | at Dartmouth | W | 83-69 | Hanover, NH |
| Nov. 27 | at NJIT | W | 64-40 | Newark, NJ |
| Nov. 29 | Hofstra | L | 80-84 | Albany, NY |
| Dec. 2 | Albany | W | 76-75 (2 ot) | Albany, NY |
| Dec. 6 | Niagara | W | 81-69 | Albany, NY |
| Dec. 9 | Rider | W | 87-79 | Albany, NY |
| Dec. 23 | at Buffalo | L | 64-69 | Buffalo, NY |
| Dec. 28 | Tennessee State | W | 81-69 | Albany, NY |
| Dec. 30 | at Maryland | L | 75-94 | College Park, MD |
| Jan. 3 | at Canisius | W | 78-60 | Buffalo, NY |
| Jan. 5 | at Niagara | W | 92-81 | Niagara, NY |
| Jan. 9 | Loyola | L | 87-94 (ot) | Albany, NY |
| Jan. 11 | Canisius | W | 70-48 | Albany, NY |
| Jan. 15 | Marist | L | 75-84 (ot) | Albany, NY |
| Jan. 19 | Fairfield | L | 67-72 | Albany, NY |
| Jan. 21 | at Manhattan | W | 80-69 | Riverdale, NY |
| Jan. 23 | NJIT | W | 87-63 | Albany, NY |
| Jan. 27 | at Rider | L | 78-84 | Lawrenceville, NJ |
| Jan. 29 | at Loyola | L | 71-72 | Baltimore, MD |
| Feb. 1 | Iona | W | 61-60 | Albany, NY |
| Feb. 4 | Saint Peter's | W | 66-50 | Albany, NY |
| Feb. 9 | at Iona | W | 71-53 | New Rochelle, NY |
| Feb. 11 | at Saint Peter's | W | 82-65 | Jersey City, NJ |
| Feb. 14 | at Fairfield | W | 69-64 | Fairfield, CT |
| Feb. 17 | James Madison (BB) | W | 77-66 | Albany, NY |
| Feb. 22 | Manhattan | W | 78-61 | Albany, NY |
| Feb. 24 | at Marist | L | 88-98 (ot) | Poughkeepsie, NY |
| Mar. 3 | vs. Manhattan (MAAC) | W | 75-72 | Bridgeport, CT |
| Mar. 4 | vs. Marist (MAAC) | W | 86-78 | Bridgeport, CT |
| Mar. 5 | vs. Niagara (MAAC) | L | 79-83 | Bridgeport, CT |

2007-08 (23-11, 13-5)

| Date | Opponent | W/L | Score | Location |
|---------|--------------------------|-----|------------|-------------------|
| Nov. 9 | at James Madison | L | 88-100 | Harrisonburg, VA |
| Nov. 12 | at Syracuse (NIT) | L | 89-97 | Syracuse, NY |
| Nov. 13 | Farleigh Dickinson (NIT) | W | 88-66 | Syracuse, NY |
| Nov. 17 | Stanford (20th) | W | 79-67 | Albany, NY |
| Nov. 25 | at Cornell | L | 77-83 | Ithaca, NY |
| Dec. 1 | Albany | W | 75-71 | Albany, NY |
| Dec. 7 | at Fairfield | W | 74-61 | Fairfield, CT |
| Dec. 9 | Iona | W | 81-76 | Albany, NY |
| Dec. 22 | Holy Cross | W | 84-77 | Albany, NY |
| Dec. 28 | Saint Joseph's | L | 68-74 | Albany, NY |
| Dec. 31 | Dartmouth | W | 89-54 | Albany, NY |
| Jan. 3 | at Memphis | L | 58-102 | Memphis, TN |
| Jan. 6 | Saint Peter's | W | 79-56 | Albany, NY |
| Jan. 8 | Fairfield | L | 52-53 | Albany, NY |
| Jan. 11 | at Niagara | W | 94-84 | Niagara, NY |
| Jan. 13 | at Canisius | W | 72-44 | Buffalo, NY |
| Jan. 17 | Manhattan | W | 69-56 | Albany, NY |
| Jan. 21 | Canisius | W | 77-49 | Albany, NY |
| Jan. 24 | at Loyola | L | 56-85 | Baltimore, MD |
| Jan. 27 | at Iona | W | 64-51 | New Rochelle, NY |
| Feb. 2 | Rider | L | 75-89 | Albany, NY |
| Feb. 4 | Marist | W | 76-72 | Albany, NY |
| Feb. 8 | at Marist | W | 97-88 (ot) | Poughkeepsie, NY |
| Feb. 10 | at Rider | W | 80-77 | Lawrenceville, NJ |
| Feb. 16 | Loyola | L | 76-83 | Albany, NY |
| Feb. 18 | at Manhattan | L | 72-73 | Riverdale, NY |
| Feb. 23 | at Boise State (BB) | W | 93-70 | Boise, ID |
| Feb. 29 | Niagara | W | 94-78 | Albany, NY |



| | | | | |
|---------|-----------------------------|---|-------|-----------------|
| Mar. 2 | at Saint Peter's | W | 77-64 | Jersey City, NJ |
| Mar. 8 | Manhattan (MAAC) | W | 66-58 | Albany, NY |
| Mar. 9 | Loyola (MAAC) | W | 65-63 | Albany, NY |
| Mar. 10 | Rider (MAAC) | W | 74-53 | Albany, NY |
| Mar. 21 | vs. Vanderbilt (NCAA, 16th) | W | 83-62 | Tampa, FL |
| Mar. 23 | vs. Villanova (NCAA) | L | 72-84 | Tampa, FL |

2008-09 (27-8, 16-2)

| Date | Opponent | W/L | Score | Location |
|---------|----------------------------|-----|--------------|----------------------|
| Nov. 17 | Boise State | W | 82-52 | Albany, NY |
| Nov. 22 | Cornell | W | 74-56 | Albany, NY |
| Nov. 27 | vs. Tennessee (OSC, 12th) | L | 64-78 | Lake Buena Vista, FL |
| Nov. 28 | vs. Wichita State (OSC) | L | 70-72 | Lake Buena Vista, FL |
| Nov. 30 | vs. Oklahoma State (OSC) | L | 68-77 | Lake Buena Vista, FL |
| Dec. 3 | at Loyola | W | 75-68 | Baltimore, MD |
| Dec. 6 | Albany | W | 71-64 | Albany, NY |
| Dec. 9 | Marist | W | 77-60 | Albany, NY |
| Dec. 17 | at Pittsburgh (3rd) | L | 66-79 | Pittsburgh, PA |
| Dec. 23 | Buffalo | W | 71-60 | Albany, NY |
| Dec. 28 | at Saint Joseph's | W | 75-74 | Philadelphia, PA |
| Dec. 30 | at Holy Cross | W | 83-71 | Worcester, MA |
| Jan. 1 | Fairfield | W | 87-81 | Albany, NY |
| Jan. 4 | Saint Peter's | W | 65-52 | Albany, NY |
| Jan. 6 | at Kansas | L | 84-91 | Lawrence, KS |
| Jan. 9 | Rider | W | 91-81 | Albany, NY |
| Jan. 11 | at Manhattan | W | 68-64 | Riverdale, NY |
| Jan. 15 | at Marist | W | 91-85 (ot) | Poughkeepsie, NY |
| Jan. 17 | at Fairfield | W | 78-62 | Fairfield, CT |
| Jan. 24 | Niagara | W | 82-65 | Albany, NY |
| Jan. 26 | Iona | W | 69-68 | Albany, NY |
| Jan. 29 | Canisius | W | 91-73 | Albany, NY |
| Feb. 2 | at Saint Peter's | W | 74-63 | Jersey City, NJ |
| Feb. 7 | at Rider | L | 88-90 | Lawrenceville, NJ |
| Feb. 9 | Loyola | W | 73-60 | Albany, NY |
| Feb. 12 | Manhattan | W | 93-69 | Albany, NY |
| Feb. 16 | at Iona | W | 75-60 | New Rochelle, NY |
| Feb. 21 | Northern Iowa (BB) | W | 81-75 | Albany, NY |
| Feb. 27 | at Niagara | L | 85-100 | Niagara, NY |
| Mar. 1 | at Canisius | W | 78-74 | Buffalo, NY |
| Mar. 7 | Canisius (MAAC) | W | 77-52 | Albany, NY |
| Mar. 8 | Fairfield (MAAC) | W | 80-65 | Albany, NY |
| Mar. 9 | Niagara (MAAC) | W | 77-70 | Albany, NY |
| Mar. 20 | vs. Ohio State (NCAA) | W | 74-72 (2 ot) | Dayton, OH |
| Mar. 22 | vs. Louisville (NCAA, 1st) | L | 72-79 | Dayton, OH |

2009-10 (27-7, 17-1)

| Date | Opponent | W/L | Score | Location |
|---------|------------------------|-----|------------|------------------|
| Nov. 13 | at Tennessee State | W | 85-69 | Nashville, TN |
| Nov. 17 | Northeastern | W | 59-53 | Albany, NY |
| Nov. 21 | at Temple | L | 69-73 | Philadelphia, PA |
| Nov. 24 | Delaware | W | 90-56 | Albany, NY |
| Nov. 27 | vs. St. John's (PHC) | L | 68-77 | Philadelphia, PA |
| Nov. 28 | vs. Brown (PHC) | W | 99-79 | Philadelphia, PA |
| Dec. 2 | at Georgia Tech (23rd) | L | 61-74 | Atlanta, GA |
| Dec. 5 | Albany | W | 83-54 | Albany, NY |
| Dec. 7 | at Iona | W | 73-60 | New Rochelle, NY |
| Dec. 12 | at UNI | L | 65-82 | Cedar Falls, IA |
| Dec. 23 | Rider | W | 84-62 | Albany, NY |
| Dec. 29 | Saint Joseph's | W | 92-75 | Albany, NY |
| Dec. 31 | Saint Peter's | W | 64-53 | Albany, NY |
| Jan. 2 | Mount St. Mary's | W | 79-76 (ot) | Albany, NY |
| Jan. 4 | at Loyola | W | 76-56 | Baltimore, MD |
| Jan. 9 | Niagara | W | 83-65 | Albany, NY |
| Jan. 11 | Canisius | W | 82-70 | Albany, NY |

| | | | | |
|---------|-------------------------|---|------------|-------------------|
| Jan. 16 | at Fairfield | W | 81-73 | Fairfield, CT |
| Jan. 18 | Manhattan | W | 83-68 | Albany, NY |
| Jan. 21 | Loyola | W | 67-61 | Albany, NY |
| Jan. 24 | at Manhattan | W | 66-58 | Riverdale, NY |
| Jan. 28 | at Saint Peter's | W | 66-58 | Jersey City, NJ |
| Jan. 30 | at Marist | W | 79-60 | Poughkeepsie, NY |
| Feb. 5 | Iona | W | 88-68 | Albany, NY |
| Feb. 8 | Fairfield | W | 69-67 | Albany, NY |
| Feb. 12 | at Niagara | L | 74-87 | Niagara, NY |
| Feb. 14 | at Canisius | W | 74-57 | Buffalo, NY |
| Feb. 20 | at Butler (BB, 20th) | L | 53-70 | Indianapolis, IN |
| Feb. 26 | at Rider | W | 80-54 | Lawrenceville, NJ |
| Feb. 28 | Marist | W | 76-51 | Albany, NY |
| Mar. 6 | Manhattan (MAAC) | W | 78-61 | Albany, NY |
| Mar. 7 | Rider (MAAC) | W | 72-62 | Albany, NY |
| Mar. 8 | Fairfield (MAAC) | W | 72-65 (ot) | Albany, NY |
| Mar. 19 | vs. Purdue (NCAA, 10th) | L | 64-72 | Spokane, WA |

IOWA

2010-11 (11-20, 4-14)

| Date | Opponent | W/L | Score | Location |
|---------|---------------------------|-----|------------|--------------------|
| Nov. 14 | South Dakota State | L | 69-79 | Iowa City, IA |
| Nov. 16 | UL-Monroe | W | 68-40 | Iowa City, IA |
| Nov. 19 | vs. Xavier (PJ) | L | 73-86 | St. Thomas, USVI |
| Nov. 20 | vs. Alabama (PJ) | W | 55-47 | St. Thomas, USVI |
| Nov. 22 | vs. Long Beach State (PJ) | L | 72-78 | St. Thomas, USVI |
| Nov. 26 | SIU-Edwardsville | W | 111-50 | Iowa City, IA |
| Nov. 30 | at Wake Forest (ACC) | L | 73-76 | Winston-Salem, NC |
| Dec. 4 | Idaho State | W | 70-53 | Iowa City, IA |
| Dec. 7 | Northern Iowa | W | 51-39 | Iowa City, IA |
| Dec. 10 | Iowa State | L | 72-75 | Iowa City, IA |
| Dec. 18 | at Drake | W | 59-52 | Des Moines, IA |
| Dec. 21 | Louisiana Tech | W | 77-58 | Iowa City, IA |
| Dec. 29 | Illinois (23rd) | L | 77-87 | Iowa City, IA |
| Jan. 4 | Ohio State (2nd) | L | 68-73 | Iowa City, IA |
| Jan. 9 | at Purdue (10th) | L | 52-75 | West Lafayette, IN |
| Jan. 12 | Northwestern | L | 71-90 | Iowa City, IA |
| Jan. 16 | at Minnesota (25th) | L | 59-69 | Minneapolis, MN |
| Jan. 19 | at Ohio State (1st) | L | 48-70 | Columbus, OH |
| Jan. 23 | Indiana | W | 91-77 | Iowa City, IA |
| Jan. 26 | at Penn State | L | 51-65 | State College, PA |
| Jan. 30 | at Michigan | L | 73-87 | Ann Arbor, MI |
| Feb. 2 | Michigan State | W | 72-52 | Iowa City, IA |
| Feb. 5 | at Indiana | W | 64-63 | Bloomington, IN |
| Feb. 9 | Wisconsin (13th) | L | 59-62 (ot) | Iowa City, IA |
| Feb. 13 | Minnesota (25th) | L | 45-62 | Iowa City, IA |
| Feb. 17 | at Northwestern | L | 70-73 | Evanston, IL |
| Feb. 19 | Michigan | L | 72-75 (ot) | Iowa City, IA |
| Feb. 26 | at Illinois | L | 68-81 | Champaign, IL |
| Mar. 2 | at Michigan State | L | 66-85 | East Lansing, MI |
| Mar. 5 | Purdue (6th) | W | 67-65 | Iowa City, IA |
| Mar. 10 | vs. Michigan State (BTT) | L | 61-66 | Indianapolis, IN |

**2011-12 (18-17, 8-10)**

| Date | Opponent | W/L | Score | Location |
|---------|--------------------------|-----|--------|---------------------|
| Nov. 11 | Chicago State | W | 96-53 | Iowa City, IA |
| Nov. 14 | North Carolina A&T | W | 95-79 | Iowa City, IA |
| Nov. 17 | Northern Illinois | W | 88-55 | Iowa City, IA |
| Nov. 20 | vs Creighton | L | 59-82 | Des Moines, IA |
| Nov. 23 | Campbell | L | 61-77 | Iowa City, IA |
| Nov. 26 | IPFW | W | 82-72 | Iowa City, IA |
| Nov. 29 | Clemson (ACC) | L | 55-71 | Iowa City, IA |
| Dec. 3 | Brown | W | 75-54 | Iowa City, IA |
| Dec. 6 | at Northern Iowa | L | 60-80 | Cedar Falls, IA |
| Dec. 9 | at Iowa State | L | 76-86 | Ames, IA |
| Dec. 17 | Drake | W | 82-68 | Iowa City, IA |
| Dec. 19 | Central Arkansas | W | 105-64 | Iowa City, IA |
| Dec. 22 | Boise State | W | 81-72 | Iowa City, IA |
| Dec. 28 | Purdue | L | 76-79 | Iowa City, IA |
| Dec. 31 | at Wisconsin (11th) | W | 72-65 | Madison, WI |
| Jan. 4 | at Minnesota | W | 64-62 | Minneapolis, MN |
| Jan. 7 | Ohio State (6th) | L | 47-76 | Iowa City, IA |
| Jan. 10 | at Michigan State (10th) | L | 61-95 | East Lansing, MI |
| Jan. 14 | Michigan (13th) | W | 75-59 | Iowa City, IA |
| Jan. 17 | at Purdue | L | 68-75 | West Lafayette, IN |
| Jan. 26 | Nebraska | L | 73-79 | Iowa City, IA |
| Jan. 29 | at Indiana (16th) | L | 89-103 | Bloomington, IN |
| Feb. 1 | Minnesota | W | 63-59 | Iowa City, IA |
| Feb. 4 | Penn State | W | 77-64 | Iowa City, IA |
| Feb. 9 | at Northwestern | L | 64-83 | Evanston, IL |
| Feb. 16 | at Penn State | L | 64-69 | University Park, PA |
| Feb. 19 | Indiana (18th) | W | 78-66 | Iowa City, IA |
| Feb. 23 | Wisconsin (15th) | W | 67-66 | Iowa City, IA |
| Feb. 26 | at Illinois | L | 54-65 | Champaign, IL |
| Feb. 29 | at Nebraska | W | 62-53 | Lincoln, NE |
| Mar. 3 | Northwestern | L | 66-70 | Iowa City, IA |
| Mar. 8 | vs. Illinois | W | 64-61 | Indianapolis, IN |
| Mar. 9 | vs. Michigan State (8th) | L | 75-92 | Indianapolis, IN |
| Mar. 13 | Dayton (NIT) | W | 84-75 | Iowa City, IA |
| Mar. 18 | at Oregon (NIT) | L | 97-108 | Eugene, OR |

2012-13 (25-13, 9-9)

| Date | Opponent | W/L | Score | Location |
|---------|----------------------------|-----|--------------|---------------------|
| Nov. 9 | UT-Pan American | W | 86-55 | Iowa City, IA |
| Nov. 12 | Central Michigan | W | 73-61 | Iowa City, IA |
| Nov. 15 | Howard | W | 66-36 | Iowa City, IA |
| Nov. 17 | Gardner-Webb | W | 65-56 | Iowa City, IA |
| Nov. 20 | vs. Western Kentucky (CAN) | W | 63-55 | Cancun, Mexico |
| Nov. 21 | vs. Wichita State (CAN) | L | 63-75 | Cancun, Mexico |
| Nov. 27 | at Virginia Tech (ACC) | L | 79-95 | Blacksburg, VA |
| Dec. 1 | A&M-Corpus Christi | W | 88-59 | Iowa City, IA |
| Dec. 4 | South Dakota | W | 87-63 | Iowa City, IA |
| Dec. 7 | Iowa State | W | 80-71 | Iowa City, IA |
| Dec. 15 | vs. Northern Iowa | W | 80-73 | Des Moines, IA |
| Dec. 19 | South Carolina State | W | 90-46 | Iowa City, IA |
| Dec. 22 | Coppin State | W | 80-50 | Iowa City, IA |
| Dec. 31 | Indiana (5th) | L | 65-69 | Iowa City, IA |
| Jan. 6 | at Michigan (2nd) | L | 67-95 | Ann Arbor, MI |
| Jan. 10 | Michigan State (18th) | L | 59-62 | Iowa City, IA |
| Jan. 13 | at Northwestern | W | 70-50 | Evanston, IL |
| Jan. 19 | Wisconsin | W | 70-66 | Iowa City, IA |
| Jan. 22 | at Ohio State (14th) | L | 63-72 | Columbus, OH |
| Jan. 27 | at Purdue | L | 62-65 (ot) | West Lafayette, IN |
| Jan. 31 | Penn State | W | 76-67 | Iowa City, IA |
| Feb. 3 | at Minnesota (23) | L | 59-62 | Minneapolis, MN |
| Feb. 6 | at Wisconsin | L | 70-74 (2 ot) | Madison, WI |
| Feb. 9 | Northwestern | W | 71-57 | Iowa City, IA |
| Feb. 14 | at Penn State | W | 74-72 | University Park, PA |
| Feb. 17 | Minnesota | W | 72-51 | Iowa City, IA |

| | | | | |
|---------|-------------------------------|---|-------|---------------------|
| Feb. 23 | at Nebraska | L | 60-64 | Lincoln, NE |
| Feb. 27 | Purdue | W | 58-48 | Iowa City, IA |
| Mar. 2 | at Indiana (1st) | L | 60-73 | Bloomington, IN |
| Mar. 5 | Illinois | W | 63-55 | Iowa City, IA |
| Mar. 9 | Nebraska | W | 74-60 | Iowa City, IA |
| Mar. 14 | vs. Northwestern (BTT) | W | 73-59 | Chicago, IL |
| Mar. 15 | vs. Michigan State (BTT, 7th) | L | 56-59 | Chicago, IL |
| Mar. 20 | Indiana State (NIT) | W | 68-52 | Iowa City, IA |
| Mar. 22 | Stony Brook (NIT) | W | 75-63 | Iowa City, IA |
| Mar. 27 | at Virginia (NIT) | W | 75-64 | Charlottesville, VA |
| Apr. 2 | vs. Maryland (NIT) | W | 71-60 | New York, NY |
| Apr. 4 | vs. Baylor (NIT) | L | 54-74 | New York, NY |

2013-14 (20-13, 9-9)

| Date | Opponent | W/L | Score | Location |
|---------|--------------------------|-----|------------|---------------------|
| Nov. 8 | UNC Wilmington | W | 82-39 | Iowa City, IA |
| Nov. 10 | Nebraska-Omaha | W | 83-75 | Iowa City, IA |
| Nov. 14 | Maryland Eastern Shore | W | 109-63 | Iowa City, IA |
| Nov. 17 | Abilene Christian | W | 103-41 | Iowa City, IA |
| Nov. 22 | Penn | W | 86-55 | Iowa City, IA |
| Nov. 28 | vs. Xavier (B4A) | W | 77-74 (ot) | Bahamas |
| Nov. 29 | vs. UTEP (B4A) | W | 89-53 | Bahamas |
| Nov. 30 | vs. Villanova (B4A) | L | 83-88 (ot) | Bahamas |
| Dec. 3 | Notre Dame (ACC) | W | 98-93 | Iowa City, IA |
| Dec. 7 | vs. Drake (BF) | W | 83-66 | Des Moines, IA |
| Dec. 9 | Fairleigh Dickinson | W | 92-59 | Iowa City, IA |
| Dec. 13 | at Iowa State (16th) | L | 82-85 | Ames, IA |
| Dec. 22 | Arkansas Pine Bluff | W | 86-61 | Iowa City, IA |
| Dec. 31 | Nebraska | W | 67-57 | Iowa City, IA |
| Jan. 5 | at Wisconsin (4th) | L | 71-75 | Madison, WI |
| Jan. 9 | Northwestern | W | 93-67 | Iowa City, IA |
| Jan. 12 | at Ohio State (3rd) | W | 84-74 | Columbus, OH |
| Jan. 19 | Minnesota | W | 94-73 | Iowa City, IA |
| Jan. 22 | at Michigan (21st) | L | 67-75 | Ann Arbor, MI |
| Jan. 25 | at Northwestern | W | 76-50 | Evanston, IL |
| Jan. 28 | Michigan State (6th) | L | 69-71 (ot) | Iowa City, IA |
| Feb. 1 | at Illinois | W | 81-74 | Champaign, IL |
| Feb. 4 | Ohio State (25th) | L | 69-76 | Iowa City, IA |
| Feb. 8 | Michigan (10th) | W | 85-67 | Iowa City, IA |
| Feb. 15 | at Penn State | W | 82-70 | University Park, PA |
| Feb. 22 | Wisconsin (16th) | L | 74-79 | Iowa City, IA |
| Feb. 25 | at Minnesota | L | 89-95 | Minneapolis, MN |
| Feb. 27 | at Indiana | L | 86-93 | Bloomington, IN |
| Mar. 2 | Purdue | W | 83-76 | Iowa City, IA |
| Mar. 6 | at Michigan State (22nd) | L | 76-86 | East Lansing, MI |
| Mar. 8 | Illinois | L | 63-66 | Iowa City, IA |
| Mar. 13 | vs. Northwestern (BTT) | L | 62-67 | Indianapolis, IN |
| Mar. 19 | vs. Tennessee (NCAA) | L | 65-78 (ot) | Dayton, OH |

2014-15 (22-12, 12-6)

| Date | Opponent | W/L | Score | Location |
|---------|-------------------------------|-----|-------|-----------------|
| Nov. 14 | Hampton | W | 90-56 | Iowa City, IA |
| Nov. 17 | North Dakota State | W | 87-56 | Iowa City, IA |
| Nov. 20 | vs. Texas (2K, 10th) | L | 57-71 | New York, NY |
| Nov. 21 | vs. Syracuse (2K, 23rd) | L | 63-66 | New York, NY |
| Nov. 24 | Pepperdine | W | 72-61 | Iowa City, IA |
| Nov. 26 | Northern Illinois | W | 70-49 | Iowa City, IA |
| Nov. 29 | Longwood | W | 77-44 | Iowa City, IA |
| Dec. 3 | at North Carolina (ACC, 12th) | W | 60-55 | Chapel Hill, NC |
| Dec. 6 | UM-Baltimore County | W | 77-47 | Iowa City, IA |
| Dec. 9 | Alcorn State | W | 67-44 | Iowa City, IA |
| Dec. 12 | Iowa State (13th) | L | 75-90 | Iowa City, IA |
| Dec. 20 | vs. Northern Iowa (BF) | L | 44-56 | Des Moines, IA |
| Dec. 30 | at Ohio State (18th) | W | 71-65 | Columbus, OH |
| Jan. 5 | Nebraska | W | 70-59 | Iowa City, IA |
| Jan. 8 | Michigan State | L | 61-75 | Iowa City, IA |

| | | | | |
|---------|-------------------------|---|------------|---------------------|
| Jan. 13 | at Minnesota | W | 77-75 | Minneapolis, MN |
| Jan. 17 | Ohio State (25th) | W | 76-67 | Iowa City, IA |
| Jan. 20 | at Wisconsin (5th) | L | 50-82 | Madison, WI |
| Jan. 24 | at Purdue | L | 63-67 | West Lafayette, IN |
| Jan. 31 | Wisconsin (5th) | L | 63-74 | Iowa City, IA |
| Feb. 5 | at Michigan | W | 72-54 | Ann Arbor, MI |
| Feb. 8 | Maryland (16th) | W | 71-55 | Iowa City, IA |
| Feb. 12 | Minnesota | L | 59-64 | Iowa City, IA |
| Feb. 15 | at Northwestern | L | 61-66 (ot) | Evanston, IL |
| Feb. 19 | Rutgers | W | 81-47 | Iowa City, IA |
| Feb. 22 | at Nebraska | W | 74-46 | Lincoln, NE |
| Feb. 25 | Illinois | W | 68-60 | Iowa City, IA |
| Feb. 28 | at Penn State | W | 81-77 (ot) | University Park, PA |
| Mar. 3 | at Indiana | W | 77-63 | Bloomington, IN |
| Mar. 7 | Northwestern | W | 69-52 | Iowa City, IA |
| Mar. 12 | vs. Penn State (BTT) | L | 58-67 | Chicago, IL |
| Mar. 20 | vs. Davidson (NCAA) | W | 83-52 | Seattle, WA |
| Mar. 22 | vs. Gonzaga (NCAA, 7th) | L | 68-87 | Seattle, WA |

| | | | | |
|---------|---------------------------|---|------------|---------------------|
| Jan. 14 | at Michigan State (4th) | W | 76-59 | East Lansing, MI |
| Jan. 21 | at Rutgers | W | 90-76 | Piscataway, NJ |
| Jan. 17 | Michigan | W | 82-71 | Iowa City, IA |
| Jan. 24 | Purdue (23rd) | W | 83-71 | Iowa City, IA |
| Jan. 28 | Maryland (7th) | L | 68-74 | College Park, MD |
| Jan. 31 | Northwestern | W | 85-71 | Iowa City, IA |
| Feb. 3 | Penn State | W | 73-49 | Iowa City, IA |
| Feb. 7 | at Illinois | W | 77-65 | Champaign, IL |
| Feb. 11 | at Indiana (22nd) | L | 78-85 | Bloomington, IN |
| Feb. 14 | Minnesota | W | 75-71 | Iowa City, IA |
| Feb. 17 | at Penn State | L | 75-79 | University Park, PA |
| Feb. 24 | Wisconsin | L | 59-67 | Iowa City, IA |
| Feb. 28 | at Ohio State | L | 64-68 | Columbus, OH |
| Mar. 1 | Indiana (11th) | L | 78-81 | Iowa City, IA |
| Mar. 5 | at Michigan | W | 71-61 | Ann Arbor, MI |
| Mar. 10 | vs. Illinois (BTT) | L | 66-68 | Indianapolis, IN |
| Mar. 18 | vs. Temple (NCAA) | W | 72-70 (ot) | Brooklyn, NY |
| Mar. 20 | vs. Villanova (NCAA, 6th) | L | 68-87 | Brooklyn, NY |

2015-16 (22-11, 12-6)

| Date | Opponent | W/L | Score | Location |
|---------|------------------------------|-----|------------|--------------------|
| Nov. 13 | Gardner-Webb | W | 76-59 | Iowa City, IA |
| Nov. 15 | Coppin State | W | 103-68 | Iowa City, IA |
| Nov. 19 | at Marquette (GG) | W | 89-61 | Milwaukee, WI |
| Nov. 26 | vs. Dayton (AI) | L | 77-82 | Orlando, FL |
| Nov. 27 | vs. Notre Dame (AI, 17th) | L | 62-68 | Orlando, FL |
| Nov. 29 | vs. Wichita State (AI, 20th) | W | 84-61 | Orlando, FL |
| Dec. 2 | Florida State (ACC) | W | 78-75 (ot) | Iowa City, IA |
| Dec. 5 | UMKC | W | 95-75 | Iowa City, IA |
| Dec. 7 | Western Illinois | W | 90-56 | Iowa City, IA |
| Dec. 10 | at Iowa State (2nd) | L | 82-83 | Ames, IA |
| Dec. 19 | vs. Drake (BF) | W | 70-64 | Des Moines, IA |
| Dec. 22 | Tennessee Tech | W | 85-63 | Iowa City, IA |
| Dec. 29 | Michigan State (1st) | W | 83-70 | Iowa City, IA |
| Jan. 2 | at Purdue (14th) | W | 83-71 | West Lafayette, IN |
| Jan. 5 | Nebraska | W | 77-66 | Iowa City, IA |

2016-17 (19-15, 10-8)

| Date | Opponent | W/L | Score | Location |
|---------|------------------------|-----|------------|--------------------|
| Nov. 11 | Kennesaw State | W | 91-74 | Iowa City, IA |
| Nov. 13 | Savannah State | W | 116-84 | Iowa City, IA |
| Nov. 16 | Seton Hall (GG) | L | 83-91 | Iowa City, IA |
| Nov. 20 | UT-Rio Grande Valley | W | 95-67 | Iowa City, IA |
| Nov. 25 | vs. Virginia (ECC) | L | 41-74 | Niceville, FL |
| Nov. 26 | vs. Memphis (ECC) | L | 92-100 | Niceville, FL |
| Nov. 29 | at Notre Dame (ACC) | L | 78-92 | South Bend, IN |
| Dec. 3 | Omaha | L | 89-98 | Iowa City, IA |
| Dec. 5 | Stetson | W | 95-68 | Iowa City, IA |
| Dec. 8 | Iowa State (25th) | W | 78-64 | Iowa City, IA |
| Dec. 17 | vs. Northern Iowa (BF) | W | 69-46 | Des Moines, IA |
| Dec. 20 | North Dakota | W | 84-73 | Iowa City, IA |
| Dec. 22 | Delaware State | W | 89-57 | Iowa City, IA |
| Dec. 28 | at Purdue (15th) | L | 67-89 | West Lafayette, IN |
| Jan. 1 | Michigan | W | 86-83 (ot) | Iowa City, IA |



Iowa's 2016 senior class won 89 games, a total that ranks third most in school history over a four year span.



| | | | | |
|---------|---------------------|---|---------------|------------------|
| Jan. 5 | at Nebraska | L | 90-93 (2 ot) | Lincoln, NE |
| Jan. 8 | Rutgers | W | 83-78 | Iowa City, IA |
| Jan. 12 | Purdue (17th) | W | 83-78 | Iowa City, IA |
| Jan. 15 | at Northwestern | L | 54-89 | Evanston, IL |
| Jan. 19 | Maryland (25th) | L | 76-84 | Iowa City, IA |
| Jan. 25 | at Illinois | L | 64-76 | Champaign, IL |
| Jan. 28 | Ohio State | W | 85-72 | Iowa City, IA |
| Jan. 31 | at Rutgers | W | 83-63 | Piscataway, NJ |
| Feb. 5 | Nebraska | W | 81-70 | Iowa City, IA |
| Feb. 8 | at Minnesota | L | 89-101 (2 ot) | Minneapolis, MN |
| Feb. 11 | vs. Michigan State | L | 66-77 | East Lansing, MI |
| Feb. 18 | Illinois | L | 66-70 | Iowa City, IA |
| Feb. 21 | Indiana | W | 96-90 (ot) | Iowa City, IA |
| Feb. 25 | at Maryland (24th) | W | 83-69 | College Park, MD |
| Mar. 2 | at Wisconsin (21st) | W | 59-75 | Madison, WI |
| Mar. 5 | Penn State | W | 90-79 | Iowa City, IA |
| Mar. 9 | vs. Indiana (BTT) | L | 73-95 | Washington, D.C. |
| Mar. 15 | South Dakota (NIT) | W | 87-75 | Iowa City, IA |
| Mar. 17 | TCU (NIT) | L | 92-94 (ot) | Iowa City, IA |

2017-18 (14-19, 4-14)

| Date | Opponent | W/L | Score | Location |
|---------|------------------------------|-----|-------------|---------------------|
| Nov. 10 | Chicago State | W | 95-62 | Iowa City, IA |
| Nov. 12 | Alabama State | W | 92-58 | Iowa City, IA |
| Nov. 16 | Grambling State | W | 85-74 | Iowa City, IA |
| Nov. 20 | vs. Louisiana (CIC) | L | 71-80 | Grand Cayman |
| Nov. 21 | vs. South Dakota State (CIC) | L | 72-80 | Grand Cayman |
| Nov. 22 | vs. UAB (CIC) | W | 95-85 | Grand Cayman |
| Nov. 28 | at Virginia Tech (ACC) | L | 55-79 | Blacksburg, VA |
| Dec. 2 | Penn State | L | 73-77 | Iowa City, IA |
| Dec. 4 | at Indiana | L | 64-77 | Bloomington, IN |
| Dec. 7 | at Iowa State | L | 78-84 | Ames, IA |
| Dec. 10 | Southern | W | 91-60 | Iowa City, IA |
| Dec. 16 | vs. Drake (BF) | W | 90-64 | Des Moines, IA |
| Dec. 19 | Southern Utah | W | 92-64 | Iowa City, IA |
| Dec. 22 | vs. Colorado | W | 80-73 | Sioux Falls, SD |
| Dec. 29 | Northern Illinois | W | 98-75 | Iowa City, IA |
| Jan. 2 | Michigan | L | 68-75 | Iowa City, IA |
| Jan. 4 | Ohio State | L | 81-92 | Iowa City, IA |
| Jan. 7 | at Maryland | L | 73-91 | College Park, MD |
| Jan. 11 | at Illinois | W | 104-97 (ot) | Champaign, IL |
| Jan. 17 | at Rutgers | L | 64-80 | Piscataway, NJ |
| Jan. 20 | Purdue (3rd) | L | 64-87 | Iowa City, IA |
| Jan. 23 | Wisconsin | W | 85-67 | Iowa City, IA |
| Jan. 27 | at Nebraska | L | 84-98 | Lincoln, NE |
| Jan. 30 | Minnesota | W | 94-80 | Iowa City, IA |
| Feb. 3 | at Penn State | L | 58-82 | University Park, PA |
| Feb. 6 | Michigan State (4th) | L | 93-96 | Iowa City, IA |
| Feb. 10 | at Ohio State (14th) | L | 64-82 | Columbus, OH |
| Feb. 14 | at Michigan (21st) | L | 59-74 | Ann Arbor, MI |
| Feb. 17 | Indiana | L | 82-84 | Iowa City, IA |
| Feb. 21 | at Minnesota | L | 82-86 | Minneapolis, MN |
| Feb. 25 | Northwestern | W | 77-70 | Iowa City, IA |
| Feb. 28 | vs. Illinois (BTT) | W | 96-87 | New York, NY |
| Mar. 1 | vs. Michigan (BTT, 13th) | L | 71-77 (ot) | New York, NY |

2018-19 (23-12)

| Date | Opponent | W/L | Score | Location |
|---------|--------------------------|-----|--------|------------------|
| Nov. 8 | UMKC | W | 77-63 | Iowa City, IA |
| Nov. 11 | Green Bay | W | 93-82 | Iowa City, IA |
| Nov. 15 | vs. Oregon (2K, 13th) | W | 77-69 | New York, NY |
| Nov. 16 | vs. Connecticut (2K) | W | 91-72 | New York, NY |
| Nov. 21 | Alabama State | W | 105-78 | Iowa City, IA |
| Nov. 27 | Pittsburgh | W | 69-68 | Iowa City, IA |
| Nov. 30 | Wisconsin (22nd) | L | 66-72 | Iowa City, IA |
| Dec. 3 | at Michigan State (10th) | L | 68-90 | East Lansing, MI |

| | | | | |
|---------|-----------------------------|---|------------|---------------------|
| Dec. 6 | Iowa State | W | 98-84 | Iowa City, IA |
| Dec. 15 | vs. Northern Iowa (BF) | W | 77-54 | Des Moines, IA |
| Dec. 18 | Western Carolina | W | 78-60 | Iowa City, IA |
| Dec. 22 | Savannah State | W | 110-64 | Iowa City, IA |
| Dec. 29 | Bryant | W | 72-67 | Iowa City, IA |
| Jan. 3 | at Purdue | L | 70-86 | West Lafayette, IN |
| Jan. 6 | Nebraska (24th) | W | 93-84 | Iowa City, IA |
| Jan. 9 | at Northwestern | W | 73-63 | Iowa City, IA |
| Jan. 12 | Ohio State (16th) | W | 72-62 | Iowa City, IA |
| Jan. 16 | at Penn State | W | 89-82 | University Park, PA |
| Jan. 20 | Illinois | W | 95-71 | Iowa City, IA |
| Jan. 24 | Michigan State (5th) | L | 67-82 | Iowa City, IA |
| Jan. 27 | at Minnesota | L | 87-92 | Minneapolis, MN |
| Feb. 1 | Michigan (5th) | W | 74-59 | Iowa City, IA |
| Feb. 7 | at Indiana | W | 77-72 | Bloomington, IN |
| Feb. 10 | Northwestern | W | 80-79 | Iowa City, IA |
| Feb. 16 | at Rutgers | W | 71-69 | Piscataway, NJ |
| Feb. 22 | Indiana | W | 76-70 (ot) | Iowa City, IA |
| Feb. 26 | at Ohio State | L | 70-90 | Columbus, OH |
| Mar. 2 | Rutgers | L | 72-86 | Iowa City, IA |
| Mar. 7 | at Wisconsin (21st) | L | 45-65 | Madison, WI |
| Mar. 10 | at Nebraska | L | 91-93 (ot) | Lincoln, NE |
| Mar. 14 | vs. Illinois (BTT) | W | 83-62 | Chicago, IL |
| Mar. 15 | vs. Michigan (BTT, 10th) | L | 53-74 | Chicago, IL |
| Mar. 22 | vs. Cincinnati (NCAA, 22nd) | W | 79-72 | Columbus, OH |
| Mar. 24 | vs. Tennessee (NCAA, 6th) | L | 77-83 | Columbus, OH |

2019-20 (20-11)

| Date | Opponent | W/L | Score | Location |
|---------|----------------------------|-----|--------|--------------------|
| Nov. 8 | SIUE | W | 87-60 | Iowa City, IA |
| Nov. 11 | DePaul (GG) | L | 78-93 | Iowa City, IA |
| Nov. 15 | Oral Roberts | W | 87-74 | Iowa City, IA |
| Nov. 21 | North Florida | W | 83-68 | Iowa City, IA |
| Nov. 24 | Cal Poly | W | 85-59 | Iowa City, IA |
| Nov. 28 | vs. Texas Tech (LVI, 12th) | W | 72-61 | Las Vegas, NV |
| Nov. 29 | vs. San Diego State (LVI) | L | 73-83 | Las Vegas, NV |
| Dec. 3 | at Syracuse (ACC) | W | 68-54 | Syracuse, NY |
| Dec. 6 | at Michigan (4th) | L | 91-103 | Ann Arbor, MI |
| Dec. 9 | Minnesota | W | 72-52 | Iowa City, IA |
| Dec. 12 | at Iowa State | W | 84-68 | Ames, IA |
| Dec. 21 | vs. Cincinnati (CL) | W | 77-70 | Chicago, IL |
| Dec. 29 | Kennesaw State | W | 93-51 | Iowa City, IA |
| Jan. 4 | vs. Penn State (21st) | L | 86-89 | Philadelphia, PA |
| Jan. 7 | at Nebraska | L | 70-76 | Lincoln, NE |
| Jan. 10 | Maryland (12th) | W | 67-49 | Iowa City, IA |
| Jan. 14 | at Northwestern | W | 75-62 | Evanston, IL |
| Jan. 17 | Michigan (19th) | W | 90-83 | Iowa City, IA |
| Jan. 22 | Rutgers (24th) | W | 85-80 | Iowa City, IA |
| Jan. 27 | Wisconsin | W | 68-62 | Iowa City, IA |
| Jan. 30 | at Maryland (15th) | L | 72-82 | College Park, MD |
| Feb. 2 | Illinois (19th) | W | 72-65 | Iowa City, IA |
| Feb. 5 | at Purdue | L | 68-104 | West Lafayette, IN |
| Feb. 8 | Nebraska | W | 96-72 | Iowa City, IA |
| Feb. 13 | at Indiana | L | 77-89 | Bloomington, IN |
| Feb. 16 | at Minnesota | W | 58-55 | Minneapolis, MN |
| Feb. 20 | Ohio State (25th) | W | 85-76 | Iowa City, IA |
| Feb. 25 | at Michigan State (24th) | L | 70-78 | East Lansing, MI |
| Feb. 29 | Penn State (16th) | W | 77-68 | Iowa City, IA |
| Mar. 3 | Purdue | L | 68-77 | Iowa City, IA |
| Mar. 8 | at Illinois (23rd) | L | 76-78 | Champaign, IL |

2020-21 (22-9)

| Date | Opponent | W/L | Score | Location |
|---------|----------------------------|-----|-------------|------------------|
| Nov. 25 | N.C. Central | W | 97-67 | Iowa City, IA |
| Nov. 27 | Southern University | W | 103-76 | Iowa City, IA |
| Dec. 3 | Western Illinois | W | 99-58 | Iowa City, IA |
| Dec. 8 | North Carolina (ACC, 16th) | W | 93-80 | Iowa City, IA |
| Dec. 11 | Iowa State | W | 105-77 | Iowa City, IA |
| Dec. 13 | Northern Illinois | W | 106-53 | Iowa City, IA |
| Dec. 19 | vs. Gonzaga (1st) | L | 88-99 | Sioux Falls, SD |
| Dec. 22 | Purdue | W | 70-55 | Iowa City, IA |
| Dec. 25 | at Minnesota | L | 95-102 (ot) | Minneapolis, MN |
| Dec. 29 | Northwestern (19th) | W | 87-72 | Iowa City, IA |
| Jan. 2 | at Rutgers (14th) | W | 77-75 | Piscataway, NJ |
| Jan. 7 | at Maryland | W | 89-67 | College Park, MD |
| Jan. 10 | Minnesota (16th) | W | 86-71 | Iowa City, IA |
| Jan. 17 | at Northwestern | W | 96-73 | Evanston, IL |
| Jan. 21 | Indiana | L | 69-81 | Iowa City, IA |
| Jan. 29 | at Illinois (19th) | L | 75-80 | Champaign, IL |
| Feb. 2 | Michigan State | W | 84-78 | Iowa City, IA |
| Feb. 4 | Ohio State (7th) | L | 85-89 | Iowa City, IA |
| Feb. 7 | at Indiana | L | 65-67 | Bloomington, IN |
| Feb. 10 | Rutgers (25th) | W | 79-66 | Iowa City, IA |
| Feb. 13 | at Michigan State | W | 88-58 | East Lansing, MI |
| Feb. 18 | at Wisconsin (21st) | W | 77-62 | Madison, WI |
| Feb. 21 | Penn State | W | 74-68 | Iowa City, IA |
| Feb. 25 | at Michigan (3rd) | L | 57-79 | Ann Arbor, MI |
| Feb. 28 | at Ohio State (4th) | W | 73-57 | Columbus, OH |
| Mar. 4 | Nebraska | W | 102-64 | Iowa City, IA |
| Mar. 7 | Wisconsin (25th) | W | 77-73 | Iowa City, IA |
| Mar. 12 | vs. Wisconsin (BTT) | W | 62-57 | Indianapolis, IN |
| Mar. 13 | vs. Illinois (BTT, 3rd) | L | 71-82 | Indianapolis, IN |
| Mar. 20 | vs. Grand Canyon (NCAA) | W | 86-74 | Indianapolis, IN |
| Mar. 22 | vs. Oregon (NCAA) | L | 80-95 | Indianapolis, IN |

2021-22 (26-10)

| Date | Opponent | W/L | Score | Location |
|---------|------------------------|-----|-------------|---------------------|
| Nov. 9 | Longwood | W | 106-73 | Iowa City, IA |
| Nov. 12 | Kansas City | W | 89-57 | Iowa City, IA |
| Nov. 16 | N.C. Central | W | 86-69 | Iowa City, IA |
| Nov. 18 | Alabama State | W | 108-82 | Iowa City, IA |
| Nov. 22 | Western Michigan | W | 109-61 | Iowa City, IA |
| Nov. 26 | Portland State | W | 85-51 | Iowa City, IA |
| Nov. 29 | at Virginia (ACC) | W | 75-74 | Charlottesville, VA |
| Dec. 3 | at Purdue (2nd) | L | 70-77 | West Lafayette, IN |
| Dec. 6 | Illinois | L | 83-87 | Iowa City, IA |
| Dec. 9 | at Iowa State (17th) | L | 53-73 | Ames, IA |
| Dec. 18 | vs. Utah State | W | 94-75 | Sioux Falls, SD |
| Dec. 21 | Southeastern Louisiana | W | 93-62 | Iowa City, IA |
| Dec. 29 | Western Illinois | W | 92-71 | Iowa City, IA |
| Jan. 3 | Maryland | W | 80-75 | Iowa City, IA |
| Jan. 6 | at Wisconsin (23rd) | L | 78-87 | Madison, WI |
| Jan. 13 | Indiana | W | 83-74 | Iowa City, IA |
| Jan. 16 | at Minnesota | W | 81-71 | Minneapolis, MN |
| Jan. 19 | at Rutgers | L | 46-48 | Piscataway, NJ |
| Jan. 22 | Penn State | W | 68-51 | Iowa City, IA |
| Jan. 27 | Purdue (6th) | L | 73-83 | Iowa City, IA |
| Jan. 31 | at Penn State | L | 86-90 (2ot) | University Park, PA |
| Feb. 6 | Minnesota | W | 71-57 | Iowa City, IA |
| Feb. 10 | at Maryland | W | 110-87 | College Park, MD |
| Feb. 13 | Nebraska | W | 98-75 | Iowa City, IA |
| Feb. 17 | Michigan | L | 79-84 | Iowa City, IA |
| Feb. 19 | at Ohio State (18th) | W | 75-62 | Columbus, OH |
| Feb. 22 | Michigan State | W | 86-60 | Iowa City, IA |
| Feb. 25 | at Nebraska | W | 88-78 | Lincoln, NE |
| Feb. 28 | Northwestern | W | 82-61 | Iowa City, IA |
| Mar. 3 | at Michigan | W | 82-71 | Ann Arbor, MI |

| | | | | |
|---------|------------------------|---|--------|------------------|
| Mar. 6 | at Illinois (20th) | L | 72-74 | Champaign, IL |
| Mar. 10 | vs. Northwestern (BTT) | W | 112-76 | Indianapolis, IN |
| Mar. 11 | vs. Rutgers (BTT) | W | 84-74 | Indianapolis, IN |
| Mar. 12 | vs. Indiana (BTT) | W | 80-77 | Indianapolis, IN |
| Mar. 13 | vs. Purdue (9th) | W | 75-66 | Indianapolis, IN |
| Mar. 17 | vs. Richmond (NCAA) | L | 63-67 | Buffalo, NY |

2K -- 2K Classic

ACC -- ACC/Big Ten Challenge

AI -- Advocate Invitational (formerly known as Old Spice Classic)

BB -- Bracket Buster

BF -- Big Four Classic

B4A -- Battle 4 Atlantis

BTT -- Big Ten Tournament

CC -- Cornhusker Classic

CCH -- Cancun Challenge

CIC -- Cayman Islands Classic

ECC -- Emerald Coast Classic

GG -- Gavitt Games

HC -- Hawkeye Classic

ECCT -- East Coast Conference Tournament

MAAC -- Metro Atlantic Athletic Conference Tournament

MC -- Mutual Classic

NCAA -- NCAA Tournament

NIT -- National Invitational Tournament

PHC -- Philly Hoops Classic

PJ -- Paradise Jam

SC -- Southern Conference Tournament

WLKF -- WLKF Classic

Note: Number in parenthesis following opponent is national ranking



Iowa's 2022 squad won 26 games, the second highest total in Iowa single-season history, and captured the school's third Big Ten Tournament championship by winning four games in four days.



Sherman Dillard is in his 12th year with the University of Iowa men's basketball staff bringing a wealth of expertise on and off the court.

Dillard has helped rejuvenate the Iowa basketball program since arriving at Iowa in 2010. Not only has the attendance at Carver-Hawkeye Arena increased by more than 50 percent, but Dillard helped vault the program back to national prominence on a consistent basis. Iowa has been ranked as high as No. 3 nationally during the 2016 and 2021 seasons. The Hawkeyes were ranked for 16 consecutive weeks in 2019, the final nine weeks of the 2020 season, and in 2021 went wire-to-wire in the top 15 of the AP Poll for the first time since the 1989 campaign.

Fran McCaffery and his coaching staff have won 20 games or more seven of the last nine years. Dillard and the Hawkeyes have placed fifth or better in the Big Ten standings five of the last seven seasons, including a third-place finish in 2021.

Iowa has averaged 20 wins the last 10 seasons, with its 205 victories between 2013-21 being the most over a 10-year span at Iowa since 1986-94.

The last three seasons, Dillard and the Hawkeyes won 20+ games and posted NCAA Tournament victories in 2019 and 2021. Dillard recruited and coached two-time unanimous consensus first-team All-American, and Big Ten and National Player of the Year Luka Garza. The center was also the consensus 2021 National Player of the Year, including winning the Naismith Trophy and John R. Wooden Award.

Iowa won 15 games over AP Top 25 opponents over the last two seasons (2020-21), tops among all Division I teams. In 2021, Iowa won 14 Big Ten regular season games -- its highest total since 1987 -- and reached 10 league wins for the sixth time in seven seasons. The Hawkeyes earned a No. 2 seed in the NCAA Tournament, tying its highest ever seed in tournament history (No. 2 in 1987).

Dillard and the Hawkeyes have led the Big Ten in scoring each of the last two seasons, including ranking fifth nationally in 2021. Iowa averaged 83.7 points per game in 2021, its highest scoring average in 32 years. Additionally, Iowa was tops in Division I in assists per game (19.2) and assist-to-turnover ratio (2.0) in 2021.

In 2019, the Hawkeyes amassed 23 victories, the program's second highest total in 13 seasons, closely behind 25 wins in 2013 when reaching the NIT championship game. Iowa placed third in the Big Ten and won a game in the NCAA Tournament for the third time in five years.

The past 11 years at Iowa, Dillard helped coach 18 Hawkeyes to professional contracts, including Joe Wieskamp and Garza, who were both selected in the 2021 NBA Draft. Wieskamp was chosen by the San Antonio Spurs, while the Detroit Pistons picked Garza. The University of Iowa was one of only two Big Ten schools with multiple draft picks in 2021.

Dillard has helped mentor nine Hawkeyes to All-Big Ten status during his tenure, including five first team honorees: Roy Devyn Marble (2014), Aaron White (2015), Jarrod Uthoff (2016), Peter Jok (2017), and Luka Garza (2020 & 2021). In addition to the all-conference accolades, Garza (twice), Uthoff, and Jok were All-Americans. Dillard helped develop frontcourt players Gabriel Olaseni and Nicholas Baer, who were each voted Big Ten Sixth Man of the Year in 2015 and 2017, respectively. He also helped coach eight All-Big Ten Freshman performers (Eric May in 2010; Melsahn Basabe in 2011; Aaron White in 2012; Jordan Bohannon and Tyler Cook in 2017; Joe Wieskamp in 2019; CJ Fredrick in 2020; Keegan Murray in 2021).

Frontcourt players have enjoyed recent success under McCaffery and the coaching staff. The last two seasons, Garza had unprecedented success, becoming a two-time National and Big Ten Player of the Year, unanimous consensus first-team All-American, Pete Newell Big Man of the Year, Kareem Abdul-Jabbar Center of the Year. Three years ago, Cook became the ninth player in program history to total more than 1,300 points and 600 rebounds. Baer



is the only Hawkeye to ever total more than 750 points, 500 rebounds, 100 assists, 100 steals, 100 blocks, and 100 3-pointers made. Additionally, Dillard helped mentor Jok (19.9 ppg) and Garza (23.9 ppg in 2020; 24.1 ppg in 2021) in becoming Iowa's fifth, sixth, and seventh Big Ten scoring champions in school history.

Dillard has four decades of coaching experience, serving as a college assistant or head coach. He spent his first 15 years as an assistant coach at three institutions. Dillard began his coaching career under Head Coach Lefty Driesell at Maryland, spending six seasons (1979-85). He helped coach the Terrapins to four 20-plus win seasons and six postseason appearances, including five NCAA Tournament berths. The 1980, 1984 and 1985 squads reached the Sweet 16, while the 1984 team won the ACC Tournament.

He then spent three years at California (1985-88) under Lou Campanelli, who was his coach at James Madison. The Bears posted two third-place Pac-10 finishes and two NIT appearances during his tenure in Berkeley. After three seasons at California, he returned to the ACC and Georgia Tech for six seasons (1988-94). While in Atlanta, he helped Coach Bobby Cremins lead the Yellow Jackets to six winning seasons and postseason appearances. Georgia Tech played in five NCAA Tournaments, including the Final Four in 1990 and Sweet 16 in 1992.

Dillard received his first head coaching opportunity at Indiana State (1994-97). During his three seasons in Terre Haute, the Sycamores improved each year (29-52 record). He then left Indiana State to return to his alma mater to replace Driesell. Dillard was the Dukes' head coach for seven years (1997-04). He posted a 93-106 record, sharing a league title and recording three first-division finishes in the Colonial Athletic Association (CAA). During his tenure, he earned CAA Coach of the Year and NABC District Coach of the Year laurels. His 10-year head coaching record stands at 122-158.

Dillard, a three-time Academic All-American and four-time honorable mention All-American by the Associated Press, played guard at James Madison (1973-78). He led the Dukes in scoring in each of his four years (missed 1976-77 with an injury) and was the team's top rebounder as a freshman. Dillard is the second-leading scorer (2,065 points) in James Madison history, and his academic excellence merited him an NCAA post-graduate scholarship. After his collegiate career, he was drafted by the Indiana Pacers in the 1978 NBA Draft. Additionally, Dillard was honored as a CAA "Legend" in 2009.

Dillard worked as a basketball marketing representative for Nike for six years (2004-10). He served as Global Camp Director, responsible for administrative and operational facets of a series of highly acclaimed camps and academies sponsored by Nike. Those camps included the Nike All-America Camp and select skills academies hosted by NBA stars such as Kobe Bryant, Steve Nash, Vince Carter, Amaré Stoudemire, and LeBron James (until January, 2009).

Dillard is a 1978 magna cum laude James Madison graduate earning a bachelor's degree in physical education and minor in business, and is a member of the school's sports hall of fame.

Dillard and his wife Dena have two sons, Ben (28) and Langston (26). His son Ben was a four-year letterwinner on the Arkansas-Little Rock basketball team.





Matt Gatens is in his first season as an assistant coach under head coach Fran McCaffery. Gatens assists in all aspects of the program including recruiting, opponent scouting, practices, player development and game preparation.

Gatens was a four-year starter for the Hawkeyes from 2009-12. His final two seasons were McCaffery's first two as Iowa's head coach. As a senior, Gatens and the Hawkeyes won seven more games than the previous year and advanced to postseason play (NIT Second Round) for the first time under McCaffery and the first time as a program in six seasons.

The Iowa City native was a two-time All-Big Ten selection, two-time team captain, two-time academic all-conference honoree, recipient of the 2012 Chris Street Award, and voted to the 2009 Big Ten All-Freshman team. Gatens amassed 1,635 points and 239 3-pointers ranking 10th and third, respectively, in Iowa history. In 128 career games, he averaged 12.8 points, 3.6 rebounds, 2.3 assists and 1.1 steals per contest.

Gatens returns home as an assistant coach after spending the past four seasons (2019-22) on Drake's coaching staff. He served as director of operations his first two years before being elevated to an assistant coach the last two seasons.



Gatens helped guide Drake to four straight 20-win seasons (95 combined wins), the 2019 Missouri Valley Conference regular season title, an NCAA Tournament appearance in 2021, and to two Missouri Valley Tournament championship game appearances.

Prior to joining the Bulldogs, Gatens was on the basketball staff at Auburn, where he assisted in travel, development, scouting, video and camps for the Southeastern Conference Champions. Gatens also aided in the development of the team's guards, including All-SEC selections Bryce Brown and Jared Harper.

Following his Hawkeye career, Gatens played professionally in France, Spain, Turkey and Ukraine. He returned to the United States to play for the Iowa Energy in the NBA Development League, but he suffered a torn ACL just five quarters into the 2016-17 season, ending his playing career.

Gatens was named Iowa's 'Mr. Basketball' and the state's Gatorade Player of the Year as a senior at Iowa City High School. He led his squad to a 4A state title as a senior in 2008 and holds the City High record for career scoring.

Gatens and his wife, Erin, are the parents of a son, Nash, and daughters, Noa and Vayda.





Courtney Eldridge is in his seventh season on the Iowa staff. Eldridge was elevated to assistant coach in April 2022, after serving as the program’s director of recruiting and player development from 2020-22 and video coordinator from 2017-19.



Since 2019, Eldridge and the Hawkeyes won 20+ games, have been a mainstay in the national rankings and NCAA Tournament, and won the 2022 Big Ten Tournament championship.

Iowa has finished in the upper half of the Big Ten standings five of the six seasons that Eldridge has been on staff, including placing third in 2021 and fourth in 2022.

In 2022, the Hawkeyes won four games in four days to capture the Big Ten Tournament title, their third in program history, which ties as third most in the league. Iowa finished fourth in the conference standings and won 26 games; the second highest single season win total in program history.

While serving as director of recruiting and player development, Iowa has had one of the most dominating players in college basketball each of the past three seasons. Luka Garza was twice named national player of the year and a consensus first-team All-America selection in 2020 and 2021, while Keegan Murray was a finalist for the Wooden Award and Naismith Trophy, earned consensus first-team All-America laurels and was named the Karl Malone Power Forward of the Year in 2022. Furthermore, the Hawkeye staff has had a first-team All-Big Ten honoree four of the last six seasons while Eldridge has been on staff.

Over the last three seasons, Iowa combined to win 68 games -- the fourth most over a three-year stretch in program history and most since 1987-89 -- finished each season ranked in the AP Poll -- something that has not been

accomplished in over three decades -- and won 17 contests over AP Top 25 opponents.

In 2021, Iowa won 14 Big Ten regular season games, its highest total since 1987. The Hawkeyes earned a No. 2 seed in the NCAA Tournament, tying its highest ever seed in the tournament.

Eldridge and the Hawkeyes have led the Big Ten in scoring each of the last four seasons, including ranking fifth nationally in 2021 (83.7) and 2022 (83.2). Iowa averaged more than 83 points in consecutive seasons for the first time in 27 years. Additionally, Iowa was tops in Division I in assist-to-turnover ratio in 2021 (2.0) and 2022 (1.74).

His first three years as video coordinator, Eldridge assisted with film breakdown and compiling player development edits. He also organized in-depth statistical data and various analytic measures for the coaching staff.

Eldridge played basketball at UNC-Greensboro (UNCG) from 1998-2002, followed by a 12-year professional career in Brazil, Poland, Italy, Belarus, Turkey, and the Dominican Republic. In addition to working men’s basketball youth camps, he was a high school boys basketball coach at East Boston High School and Saint Joseph Prep School in Brighton, Massachusetts.

Eldridge helped the Spartans post three winning seasons during his career, including a 20-win campaign in 2001-02. He was part of the Spartans’ 2001 NCAA Tournament team that won the Southern Conference Tournament title and finished with a 19-12 record. As a senior, he led the Spartans to the SoCon North Division co-championship and an appearance in the National Invitation Tournament (NIT) with a 20-11 record.

Eldridge was a two-time SoCon First Team selection (2001, 2002), as well as a two-time SoCon All-Tournament recipient (2001, 2002). He is the Spartans’ all-time leader in assists (584) and is second in program history in steals (226). Eldridge holds the UNCG single season records for assists (182 in 2002), and also owns the second (179) and eighth (142) highest marks in school history. He is the school record holder for steals in a season (82 in 2001) and also owns the third highest total (78 in 2002). Eldridge is 10th all-time in UNCG scoring history with 1,329 career points and third all-time with 395 career free throws made. Eldridge is one of three UNCG greats to have their jersey retired; his No. 23 jersey was retired on April 24, 2002.

Eldridge earned his college degree in business administration from UNCG in 2015.

Eldridge and his wife, Aisha, have four children, Khalil, Dante, Jordan and Aliyah.





Al Seibert is in his 12th season on the University of Iowa men's basketball coaching staff. Seibert is in his first year as Chief of Staff after serving as director of operations for six seasons (2017-22) and five seasons as the team's video coordinator (2012-16).



Seibert works closely with the basketball staff, overseeing the day-to-day activities of the UI basketball program.

Seibert has assisted in the rise of the Hawkeye basketball program back to national prominence since 2012. Fran McCaffery and his experienced coaching staff have won 20 games or more eight of the last 10 years. Seibert and the Hawkeyes have placed fifth or better in the Big Ten standings six of the last eight seasons, including a third-place finish in 2021.

In 2022, the Hawkeyes won four games in four days to capture the Big Ten Tournament title, their third in program history, which ties as third most in the league. Iowa finished fourth in the conference standings and won 26 games; the second highest single season win total in program history.

Iowa has had one of the most dominating players in college basketball each of the past three seasons. Luka Garza was twice named national player of the year and a consensus first-team All-America selection in 2020 and 2021, while Keegan Murray was a finalist for the Wooden Award and Naismith Trophy, earned consensus first-team All-America laurels and was named the Karl Malone Power Forward of the Year in 2022. Furthermore, Seibert and the Hawkeye staff have recruited and coached a first-team All-Big Ten honoree seven of the last nine years.

Over the last three seasons, Iowa combined to win 68 games -- the fourth most over a three-year stretch in program history and most since 1987-89 -- finished each season ranked in the AP Poll -- something that has not been accomplished in over three decades -- and won 17 contests over AP Top 25 opponents.

In 2021, Iowa won 14 Big Ten regular season games, its highest total since 1987. The Hawkeyes earned a No. 2 seed in the NCAA Tournament, tying its highest ever seed in the tournament.

Seibert has 18 years of coaching experience, having most recently served as the head coach at the University of New Haven in West Haven, Connecticut, from 2005-10.

He was at the University of Hartford for five seasons, four as an assistant (2000-04) and one as associate head coach (2004-05). Seibert was the top assistant in 2002 when Hartford posted the second-best Division I turnaround. He also helped coach the Hawks to a top three finish in the America East Conference from 2002-04.

Seibert was also an assistant coach at Western Kentucky (1994-98). He helped coach the 1995 Western Kentucky team to the second round of the NCAA Tournament, a final national ranking of No. 18 and a 27-4 overall record, which was second only to national champion UCLA.

Other stops include one season as a volunteer assistant coach at Duquesne (1992-93) and working as a basketball administrative assistant at Pittsburgh (1993-94).

Seibert has worked individually with a number of athletes drafted in the NBA. In 1993, he worked with Derrick Alston (Duquesne University), who was a second-round draft pick of the Philadelphia 76ers. The following spring, Seibert worked with Erik Mobley (University of Pittsburgh), who was the 16th overall selection of the Milwaukee Bucks in the 1994 NBA Draft. In 1996, he worked with Ben Davis (University of Arizona), who was a second-round pick of the Phoenix Suns. Seibert also worked individually with Lee Nailon (TCU) in 1998-99, who was a second round selection by Charlotte.

Seibert worked as a college basketball recruiting expert for Insiders Report from 1998-2000.

He played collegiately at Frederick Community College (Md.) from 1981-83.

A native of Pittsburgh, Pennsylvania, Seibert earned his Bachelor of Arts degree in political science from Fredonia State University (N.Y.) in 1985.

Seibert is married to Rachel and has a daughter, Katie (25), who lives in Cedar Rapids, Iowa.



**DIRECTOR OF RECRUITING/
PLAYER DEVELOPMENT
TRISTAN SPURLOCK**

Tristan Spurlock is in his first season on the Iowa basketball staff as director of player development.

Spurlock joins the Hawkeye staff after playing professionally for nine years, mostly overseas in over 10 different countries. He concluded his playing career last year, averaging 12 points and six rebounds in Uruguay.

Spurlock, who worked out for several NBA teams following graduation, earned a spot on Detroit's 2015 NBA Summer League roster, averaging 10 points, three rebounds and three assists for the Pistons.

A native of Woodbridge, Virginia, Spurlock received college scholarship offers from a number of Power 5 conference schools. Ultimately, he chose the University of Virginia (2010) before transferring and starting for three seasons at the University of Central Florida (2012-14).

While with the Knights, Spurlock averaged 9.8 points, 5.2 rebounds and 1.2 assists in 92 games.

Spurlock earned his bachelor's degree in communications from UCF in 2014.

Spurlock was named Mr. Basketball in the state of Virginia and earned All-MET accolades after averaging 23 points, nine rebounds, four assists and three blocks as a senior at Word of Life Christian Academy in 2009. He also participated in the Capital Classic, an All-Star Game, which featured such players as LeBron James, Carmelo Anthony, Chris Paul and former Hawkeye Luka Garza.

Spurlock is engaged to Madison Rae McGriff. He is the father of Alaya Rae Annette Spurlock and Tahj Tristan Leslie Spurlock.



**DIRECTOR OF OPERATIONS
KYLE DENNING**

Kyle Denning is in his eighth season on the Iowa basketball staff, his fourth as assistant director of basketball operations after serving as a graduate student manager the previous two years.

Denning handles many of the business and operational functions for the UI basketball program, including staff and team travel, supervision of student managers and serving as a liaison with compliance and student-athlete academic services.

Seven of the last eight seasons while on staff, the Hawkeyes have finished in the upper division of the Big Ten and had a first-team All-Big Ten honoree six times.

Since 2019, Denning and the Hawkeyes won 20+ games, have been a mainstay in the national rankings and NCAA Tournament, and captured the 2022 Big Ten Tournament championship.

Denning was a member of a staff that coached consensus first-team All-Americans each of the last three seasons: Luka Garza (2020 and 2021) and Keegan Murray (2022). Garza was also a two-time National and Big Ten Player of the Year, including winning the 2021 Naismith Trophy and Wooden Award, while Murray was also the recipient of the Karl Malone Power Forward of the Year Award and finalist for the Wooden and Naismith.

Over the last three seasons, Iowa combined to win 68 games -- the fourth most over a three-year stretch in program history and most since 1987-89 -- finished each season ranked in the AP Poll -- something that has not been accomplished in over three decades -- and won 17 contests over AP Top 25 opponents.

In addition to winning the Big Ten Tournament championship last season, Iowa finished fourth in the conference and won 26 games, the second highest single season win total in program history.

In 2021, Iowa won 14 Big Ten regular season games, its highest total since 1987. The Hawkeyes earned a No. 2 seed in the NCAA Tournament, tying its highest ever seed in tournament history.

Denning is a recent University of Iowa graduate and former Hawkeye basketball student-athlete (2011-15), playing on four postseason teams, including back-to-back NCAA Tournament teams in 2014 and 2015, and NIT runners-up in 2013.

The native of Cedar Falls, Iowa, was a walk-on for the first three years before earning an athletic scholarship his senior season. Denning played in 35 games at point guard, shooting at a 50 percent clip during his career.

Denning ran the team's scout team for four seasons and earned the team's Appreciation Award in 2015.

Denning graduated in May 2015, with a degree in leisure studies from the University of Iowa. He completed his master's degree in sport and recreation management in May 2019.

Denning and his wife, Margaret, have an infant son, Jacob.



**VIDEO COORDINATOR
LUCAS PAULEY**

Lucas Pauley is in his seventh year with the Iowa Basketball program, including his second season as video coordinator.

Pauley assists with film breakdown and compiling player development edits. Pauley also organizes in-depth statistical data and various analytic measures for the coaching staff.

Pauley spent two seasons as a graduate student manager and the first three years a student manager. During his time on staff, the Hawkeyes competed in three NCAA Tournaments and placed in the upper division of the Big Ten five of the six seasons.

The Hawkeyes won a combined 48 games over the last two seasons, including winning four games in four days to capture the 2022 Big Ten Tournament championship and finishing third in the Big Ten standings in 2021 and fourth in 2022.

In 2021, Iowa went wire-to-wire ranked inside the Top 15, ascending as high as No. 3. The Hawkeyes were ranked 16th in the final AP Poll of 2022.

Pauley was a member of the staff that helped Luka Garza become the program's first consensus National Player of the Year in 2021 and Keegan Murray earn consensus first-team All-America distinction, become a finalist for the Wooden Award and Naismith Trophy and win the Karl Malone Power Forward of the Year Award in 2022.

The native of Farragut, Iowa, graduated from the University of Iowa in December, 2018, earning a double major in journalism and sport studies. He also completed a master's degree in strategic communication in May, 2021.

Pauley and his wife, Jessica, live in Iowa City.

**ASSISTANT ATHLETIC TRAINER
BRAD FLOY**

Brad Floy is in his 11th season as the University of Iowa men's basketball athletic trainer.

Since returning to his alma mater, Floy has been on staff of eight Hawkeye teams that have qualified for postseason competition, including six of the last eight NCAA Tournaments.

Over the last three seasons, Iowa combined to win 68 games -- the fourth most over a three-year stretch in program history and most since 1987-89 -- finished each season ranked in the AP Poll -- something that has not been accomplished in over three decades -- and won 17 contests over AP Top 25 opponents.

Last year's squad won the Big Ten Tournament championship, tied for fourth in the Big Ten and won 26 games, the second highest single season win total in program history.

Iowa has had one of the most dominating players in college basketball each of the past three seasons. Luka Garza was twice named national player of the year and a consensus first-team All-America selection in 2020 and 2021, while Keegan Murray was a finalist for the Wooden Award and Naismith Trophy, earned consensus first-team All-America laurels and was named the Karl Malone Power Forward of the Year in 2022.

Floy was on the front line during the pandemic testing student-athletes and staff on a daily basis, making sure Iowa met COVID-19 safety guidelines set by the Big Ten Conference.


The Hawkeyes have finished fifth place or better in the Big Ten six of the last eight years. Iowa has won at least one game in postseason tournaments six of the last nine completed seasons, including NCAA Tournament wins over Davidson (2016), Temple (2017), Cincinnati (2019), Grand Canyon (2021), and reaching the NIT championship game in 2013.

Prior to being named to this position, Floy served as Assistant Athletic Trainer and Lecturer in the Department of Kinesiology at Fresno State from 2008-12. He was responsible for the care and prevention of injuries as they relate to the Bulldog men's basketball and tennis programs.

Floy spent the previous six years as a graduate assistant with the Hawkeye men's basketball team while earning his Bachelor's of Science ('02) and Master's of Science ('04). He also earned his Ph. D. in exercise science from Iowa in 2012. During Floy's tenure, the Hawkeyes achieved excellence at the highest level as regular postseason contenders. In 2006, the Hawkeyes won the Big Ten Tournament championship and earned a No. 3 seed in the NCAA Tournament. As a No. 10 seed, Iowa also made the NCAA Tournament in 2005, after going to three straight postseason NIT tournaments from 2002-04.

In addition, he serves as an Adjunct Professor in the Department of Health and Human Physiology. He specializes in lower extremity injuries, biomechanics and motor control of walking. He currently serves as Past-President of the Iowa Athletic Trainers' Society and sits on the NATA State Association Advisory Committee. Floy is a member of IATS, MAATA, NATA, and CATS. He holds certifications in CES, ART, Graston Technique, FMS-II, CPR/AED Instructor, and Certified Strength & Conditioning Specialist. Floy was named the 2014 Athletic Trainer of the Year by the Iowa Athletic Trainers' Society (IATS), the 2020 Dan Foster Clinical Supervisor Award, and the 2020 NATA Lifesaver Award.

A native of Clear Lake, Iowa, the 42-year-old Floy is married to Erin Floy, who works as a physical therapist.





Serving the needs of Iowa basketball and all the Hawkeye teams since 1975, the UI Sports Medicine team helps athletes and active people of all ages and skill levels from around the region heal from injuries and return to maximum performance. The UI Sports Medicine Clinic brings together experts and sports medicine specialists in orthopaedic surgery, primary care, physiatry, athletic training and rehabilitation. UI Sports Medicine provides the full spectrum of care for everyone from the active child and weekend warrior to the high level collegiate and professional athlete. UI Sports medicine opened in 2010 and is located near the University of Iowa Athletics Hall of Fame and the west athletics campus.

Backed by the Department of Orthopaedics and Rehabilitation, which is ranked among US News World Report magazine’s top orthopaedic departments in the United States, the UI Sports Medicine team is dedicated to improving the understanding, prevention, treatment, and rehabilitation of patients with sports- and activity-related injuries. Orthopaedic surgeon Brian Wolf, M.D., Director of UI Sports Medicine Center and of Student Health Athletic Services, notes the sports medicine team’s overall success depends on the following principles:

- Striving for the best possible overall long-term health and outcomes of all athletes and patients
- Expert examination, testing and diagnosis of injuries
- State of the art and research-based treatments including physical therapy, injection therapies and surgery
- Dedication to a safe, progressive and efficient recovery after injury

Here is a closer look at the members of Hawkeye men’s basketball’s health care team:

MATT BOLLIER, MD, M.S.



Dr. Bollier is the Congdon Professor in Orthopaedic Surgery, sports medicine fellowship director, and team physician at the University of Iowa.

He joined the University of Iowa Sports Medicine team in 2010 after completing a sports medicine fellowship at the University of Connecticut. In addition to caring for University of Iowa athletes, he performs knee and shoulder surgery on active patients of all ages.

Specific interests include rotator cuff repair, ACL reconstruction, meniscus repair, cartilage resurfacing, and knee cap issues.

He is actively involved in clinical and basic science research with numerous awards, publications, and honors.

Dr. Bollier graduated from Wheaton North High School in Wheaton, Illinois, before attending Loyola Stritch School of Medicine in Chicago. He completed orthopaedic surgery residency at Michigan State before traveling to the East Coast for sports medicine fellowship training.


Dr. Bollier and his wife Christy have four kids (Luke 18, Hailey 16, Addison 14, and Austin 11) who are very active in the Iowa City community and love cheering on the Hawkeyes.

BRITT MARCUSSEN, M.D.



Dr. Britt Marcussen completed his undergraduate and masters degrees in Anatomy and Cell Biology at the University of Iowa. He subsequently attended medical school at the University of Iowa Carver College of Medicine. He completed residency in Family Medicine at St. Francis-Mayo Family Medicine Residency in La Crosse Wisconsin, and completed a primary care sports medicine fellowship at the University of Iowa. He is currently an Associate Professor of Family Medicine.


His primary clinical interests are cardiac issues and female athlete triad in athletes. He currently participates as a team physician for the men’s basketball, men’s and women’s tennis, and men’s and women’s gymnastics teams, and the Hawkeye Spirit and Cheer squads at the University of Iowa. Marcussen is also the head team physician at Clear Creek Amana High School.



Shelly Deusch
Secretary



Mel Sanders
Academic Coordinator



Matt Little
Assistant Director, Video



Kevin Foor
Equipment Manager



Bill Maxwell
Strength Training



Matthew Weitzel
Athletic Communications



Eddie Etsey
Director, I.T.



Matt Ward
Compliance



2022-23 Managerial Staff: Front Row (l-r): Alex Dickey (graduate head manager), Colby Calvert, Jack Brandt, Jack Devlin (Program Assistant). **Back Row (l-r):** Sam Close, Kyrie Yao, Evan Schuster, Ben Sheridan, Nick Maleri (video intern), Jackson McLaughlin.



30 -- Connor McCaffery

Guard/Forward

6-6, 215, Sixth Year

Iowa City, Iowa

West HS



Hawk Items -- Has a 3.5 career assist-to-turnover ratio (410 assists; 117 turnovers)... one of 10 representatives from the University of Iowa on the Big Ten Anti-Hate And Anti-Racism Coalition... four-time Academic All-Big Ten honoree... three-time NABC Honors Court... two-time Academic All-District First Team... two-time Big Ten Distinguished Scholar and NABC Honors Court honoree... earned the team's Academic Excellence Award the past five seasons.

2021-22 Honors -- Academic All-Big Ten honoree... Fall Semester Dean's List honoree... NABC Honors Court... co-winner of the team's Academic Excellence Award, Top Playmaker Award and prestigious Chris Street Award. **2021-22** -- Saw action in 34 games, including four starts... averaged 2.5 points, 2.5 rebounds, 1.9 assists and 0.5 steals per game... scored in double figures three times... boasted an assist-to-turnover ratio of 5.0... dished out 3+ assists in 11 games... made 11-of-15 (.733) from 3-point range spanning four games (Feb. 19-28)... tallied a season-best 17 points, making a career-high five 3-pointers, on Senior Night against Northwestern... scored all 12 points via four 3-pointers made and tied a career high with three steals in overtime contest at Penn State... netted 11 points, bolstered by making all three 3-point attempts, in victory at Nebraska... snagged a season-high eight rebounds in win over Southeastern Louisiana... letterwinner.

2020-21 Honors -- Shared team's Top Playmaker Award and Academic Excellence Award... Academic All-Big Ten honoree... Academic All-District First Team... Big Ten Distinguished Scholar... Fall and Spring Semester Dean's List honoree... NABC Honors Court. **2020-21** -- Started all 31 games... ranked fourth in the nation in assist-to-turnover ratio (3.73) and 10th in the league in assists per game (3.6)... averaged 3.3 points, 3.1 rebounds, and 3.6 assists per game... led team in assists 12 times and steals six times... his 112 assists are 11th most by a junior in program history... tied a career best with three steals in win over Wisconsin in the Big Ten Tournament... dished out a game-best eight assists and attempted a season-high seven 3-point field goals in win over Nebraska... led the team in rebounding for the first time this year, grabbing eight boards in only 17 minutes, at #3 Michigan... posted a season-high 16 points and made a career-high four 3-point-

ers in 30-point win at Michigan State... totaled 11 points, five assists, and three rebounds at #19 Illinois... career-high 10 assists (zero turnovers) in win at Maryland -- one of three Hawkeyes (Bohannon 10 vs. Minnesota on Dec. 9, 2019 & Mike Gesell 12 vs. Minnesota on Feb. 14, 2016) since 2010-11 season to record at least 10 assists and no turnovers... letterwinner.

2019-20 Honors -- Iowa's Male Big Ten Sportsmanship Award honoree... earned the team's Top Playmaker Award and shared the team's Academic Excellence Award... Big Ten Distinguished Scholar... Academic All-Big Ten honoree... CoSIDA Academic All-District First-Team recognition... NABC Honors Court... Fall and Spring Semester Dean's List honoree. **2019-20** -- Started all 31 games... play four different positions (1-4)... led the NCAA in assist-to-turnover ratio (4.6; 124 assists, 27 turnovers)... posted 193 points, 124 rebounds, a single-season high 124 assists, 35 steals, and 27 turnovers; he is the only Division I player dating back to 1993, with 175+ points, 120+ assists, 120+ rebounds, 25+ steals, and 27 or fewer turnovers in a single-season... only player in the country with more than 120 assists and less than 30 turnovers... only player nationally to average at least six points, four rebounds, four assists, and less than one turnover per game... tallied 33 assists and only four turnovers over the last six games of the year, spanning 197 minutes... led team and tied for seventh in the conference in assists (4.0) and tied for 10th in steals per game (1.1)... reached double figures in scoring six times and led team in assists a team-best 15 times... recorded three seven-assists/zero-turnover performances in last 10 games, boasting a 6.85 assist-to-turnover ratio (48 assists, seven turnovers) in that span (322 minutes)... equaled a career high with eight assists to go along with 10 points and five rebounds at #23 Illinois... recorded seven assists on the road at #24 Michigan State, while adding career-high three steals and 11 points... posted 12 games with zero turnovers and 11 games of five or more rebounds... registered Iowa's two highest plus/minus' of the season: +40 vs. Kennesaw State, +32 vs. Minnesota... grabbed career-high 13 rebounds in win over #19 Michigan -- the second highest total by a Hawkeye this season... netted a season-high 15 points against San Diego State... tied career-high three 3-pointers made in home win over #19 Illinois... season canceled by Big Ten Conference and NCAA on March 12 due to concerns of coronavirus (COVID-19)... letterwinner.

2018-19 Honors -- Academic All-Big Ten honoree... shared the team's Academic Excellence Award. **2018-19** -- Competed in 34 games... averaged 4.4 points, 1.4 rebounds, and 3.0 assists... finished second on the team in assists (3.1), which tied for 12th most in the Big Ten... led team in assists 15 times and steals five times... netted double figures three times... ranked fifth in the Big Ten and 50th nationally in assist-to-turnover ratio (2.37)... credited with the assist on Iowa's three clutchest moments of the season (vs. Northwestern, at Rutgers, vs. Indiana)... tallied a season-best 19 points, bolstered by 9-of-11 at the free throw line, in 2K Empire Classic title game versus Connecti-

| CAREER STATISTICS | | | | | | | | | | | | | | | | |
|-------------------|---------------|----------------|-------------|---------------|-------------|----------------|-------------|-------------------|------------|--------------|------------|------------|----------|-----------|------------|------------|
| YEAR | GP/GS | FG-FGA | PCT | 3-PT | PCT | FT-FTA | PCT | O-D=RB | AVG | PF-DI | AST | TO | BLK | STL | PTS | AVG |
| Fresh. | 4/0 | 2-3 | .667 | 1-2 | .500 | 3-4 | .750 | 0-4=4 | 1.0 | 2-0 | 7 | 4 | 0 | 2 | 8 | 2.0 |
| RS-Fresh. | 34/0 | 35-97 | .361 | 6-29 | .207 | 73-97 | .753 | 12-37=49 | 1.4 | 61-0 | 102 | 43 | 3 | 23 | 149 | 4.4 |
| Soph. | 31/31 | 55-160 | .344 | 33-97 | .340 | 50-64 | .781 | 21-103=124 | 4.0 | 80-2 | 124 | 27 | 3 | 35 | 193 | 6.2 |
| Junior | 31/31 | 33-102 | .324 | 18-65 | .277 | 17-29 | .586 | 14-83=97 | 3.1 | 81-1 | 112 | 30 | 2 | 19 | 101 | 3.3 |
| Senior | 34/4 | 35-72 | .347 | 22-65 | .338 | 13-18 | .722 | 19-66=85 | 2.5 | 53-1 | 65 | 13 | 0 | 17 | 85 | 2.5 |
| TOTALS | 134/66 | 150-434 | .346 | 80-258 | .310 | 156-212 | .736 | 66-293=359 | 2.7 | 277-4 | 410 | 117 | 8 | 96 | 536 | 4.0 |

cut... made 8-of-8 free throws down the stretch in win over instate rival Iowa State... credited with a career-high eight assists twice, both against Illinois... registered a career-high three steals in road win over Indiana... recorded a team-high five assists in comeback home win over Northwestern, including the game-winning inbounds pass to Jordan Bohannon in the final second... letterwinner.

2017-18 Honors -- Fall Dean's List honoree... co-winner of the team's Academic Excellence Award. **2017-18** -- Played limited minutes in only four games with Iowa winning all four contests... missed first two games of the season due to sprained ankle... missed following eight contests due to mononucleosis... missed final 19 games after undergoing tonsillectomy on Dec. 26... played in first collegiate game on Dec. 10 in win over Southern University, collecting five points, four assists, three rebounds, and one steal... letterwinner.

High School -- Competed in seven Iowa state tournaments during his prep career at Iowa City West High School in basketball (4) and baseball (3)... four-year starter leading West HS to the state tournament all four years... led West HS as team captain to a 23-3 season and a Class 4A Basketball state title as a senior... led team in scoring (19.6 ppg) and rebounds (4.8 rpg), while also averaging 3.7 assists, and 1.8 steals per game his senior campaign... shot the basketball at a 52 percent clip from the field and 84 percent from the foul line as a senior... 2017 Des Moines Register Boys Basketball Player of the Year, Gazette-area Player of the Year, All Iowa Player of the Year, Conference Player of the Year, and State Tournament Most Valuable Player... ranked No. 90 by ESPN.com and No. 116 by Rivals.com... paced West with 19 points and eight rebounds in 2017 state title game win over West Des Moines Valley and was named captain of the 4A all-tournament team... named to the Des Moines Register's All-Iowa Elite Team... averaged 15.5 points, 4.9 assists, and 3.5 rebounds leading his team to a Class 4A Basketball runner-up finish as a junior... hit .407 for West's state runner-up baseball team his junior year... led team with eight home runs and four triples to go along with 33 RBI and 10 doubles in 2016... member of the National Honor Society... academic all-state.

Personal -- Born 7/13/98... graduated with Finance and Political Science degrees... parents are Fran and Margaret McCaffery... has three younger siblings, Patrick, Marit, and Jonathan... father is Iowa's head men's basketball coach and played basketball at Wake Forest and Penn... mother was an All-American basketball player at Notre Dame... high school coach was Steve Bergman.

MCCAFFERY'S FAVORITES

- Movie(s):** *Goodwill Hunting, Rocky*
- TV Show(s):** *West Wing, Entourage*
- Snack:** Popcorn
- Hobbies:** Playing video games, watching Netflix
- Website:** Nike.com
- Restaurant:** Rosebud
- Band/Musician(s):** Drake
- Pro Team:** Philadelphia Phillies
- Technological Gadget:** iPhone
- Celebrity:** Matt Damon

CAREER BESTS

- Points:** 19 vs. Connecticut, 11/16/18
- Rebounds:** 13 vs. Michigan, 1/17/20
- FGM:** 6 at Michigan State, 2/13/21
- FGA:** 10 vs. Northwestern, 2/28/22
- 3-pt FG:** 5 vs. Northwestern, 2/28/22
- 3-pt FGA:** 9 vs. Northwestern, 2/28/22
- FTM:** 9 vs. Connecticut, 11/16/18
- FTA:** 11 vs. Connecticut, 11/16/18
- Assists:** 10 at Maryland, 1/7/21
- Steals:** 3, 9x, last at Penn State, 1/31/22
- Blocks:** 1, 8x, last vs. Illinois, 3/13/21
- Minutes:** 39 at Minnesota, 2/16/20





0 - - Filip Rebrača

Forward

6-9, 230, Fifth Year

Sombor, Serbia

Williston Northampton/
University of North Dakota



Hawk Items -- Posted 21 career double-doubles (20 at North Dakota; 1 at Iowa)... ranks eighth in North Dakota history with 76 blocked shots... scored in double figures in 65 career contests (60 at North Dakota; 5 at Iowa).

2021-22 Honors -- Co-winner of the team's Newcomer of the Year Award. **2021-22** -- Started all 36 contests at center... ranked second on the team in rebounds (5.6), third in blocks (0.7) and sixth in scoring (5.8)... netted double figures in five games... shot the basketball at a 53 percent clip from the field (86-of-161)... tallied a season-best 13 points in win at Maryland... rejected a season-best two shots in seven games... grabbed double-digit rebounds in three contests, including back-to-back road games (Minnesota; Rutgers)... registered one double-double, totaling 12 points and 12 rebounds in road victory at Minnesota... made one 3-pointer (Alabama State)... letterwinner.

2020-21 Honors -- Second-Team All-Summit League honoree... Academic All-District First Team. **2020-21** -- Started all 26 contests... led the team in scoring (16.8), rebounding (7.8), and field goal percentage (.506, 174-344)... posted season bests in 3-pointers made (15) and 3-point percentage (36.6 percent)... led the squad in scoring 14 times, rebounding 17 times, and blocks 11 times... became the 39th player in program history to surpass 1,000 points and the 25th player to have 1,000 points and 500 rebounds on Jan. 30, 2021... grabbed a team-best seven rebounds and scored 15 points at Miami... reached 15 points once again at Dixie State... scored a game-high 23 points on 10-of-19 shooting at Minnesota... netted a career-high 26 points on 10-of-15 shooting and grabbed six rebounds against South Dakota... led the team with 18 points vs. South Dakota State... led the team with 21 points and seven rebounds vs. North Dakota State... hit 5-of-6 shots for 12 points at SIU... scored 16 points and grabbed five rebounds vs. Kansas City... tallied 14 points and grabbed eight rebounds against Kansas City... scored a game-high 24 points on 11-of-20 shooting, added nine rebounds and two blocks at Oral Roberts... recorded his first double-double of the season with 14 points and 10 rebounds vs. NDSU... registered his fifth 20+ point outing with 21, seven rebounds, three assists and three steals vs. NDSU... scored 14 points at SDSU... had 15 points and eight rebounds at SDSU... recorded his second double-double of the season and sixth game with at

least 20 points with 25 points and 14 rebounds vs. WIU... eclipsed the 1,000-point mark for his career with 24 points and six rebounds vs. WIU (Jan. 30)... had 16 points and six rebounds at Denver... tallied his third double-double of the season with 13 points and 11 rebounds vs. South Dakota... netted 17 points in win over South Dakota... tallied back-to-back double-doubles, including scoring 22 points on Feb. 19, to close regular season at Omaha.

2019-20 Honors -- Named to the All-Summit League Honorable Mention Team. **2019-20** -- Started all 32 games... led the team and the league with 13 double-doubles... reached double figures 27 times... second on the team with 14.3 points per game and led the squad with 8.9 rebounds per game... his 13 double-doubles are the most by a UND player in a single season during the program's Division I era and his 15 career double-doubles rank him second for the most since 2008... finished second in the Summit League in shooting percentage and third in rebounds per game... reached 20 points for the first time in his career in the season-opening win vs. Crown College... tallied a double-double against No. 8/7 Gonzaga... scored a career-high 24 points, added 10 rebounds, and rejected eight shots against Milwaukee... the eight blocks are the most in a game since at least 2008, when UND moved to Division I, and was just two shy of the program record set by Dan Clausen, who had 10 against Augustana on Jan. 23, 1982... recorded double-doubles in road games against Nebraska and Oregon State... became the first player in UND's Division I history (2008-present) to tally a double-double in four straight games in conference wins over Denver and Purdue Fort Wayne... scored back-to-back 20-point outings for the first time his career against South Dakota State and North Dakota State... matched his career-high 24 points on a personal-best 10 made field goals while grabbing 13 rebounds for his third straight 20+ point outing at Omaha... netted 14 points and grabbed 10 rebounds in UND's semifinal win over Purdue Fort Wayne.

2018-19 -- Reached double figures in seven of his 16 starts... led team in total blocks with 22 and rebounds per game with 5.9... tallied a career-high five assists vs. Oral Roberts... netted double figures with 11 points at Western Illinois... scored eight points and grabbed a game-high 11 rebounds vs. South Dakota... reached double figures with 15 points and six rebounds vs. South Dakota State... posted a trio of blocks and reached double figures with 10 points vs. Western Illinois... collected second double-double of the season with 15 points and a career-high 13 rebounds vs. Mayville State... tallied a career-high 19 points and added eight rebounds vs. Idaho... tallied the first double-double of his career against Concordia with 12 points and 12 rebounds... made his first-career start vs. Minnesota Morris, scoring 10 points and snagging a team-high eight boards... erupted for 13 points on 5-of-8 from the field at No. 10 Kentucky along with six rebounds, three steals, and a block.

| CAREER STATISTICS (NORTH DAKOTA*) | | | | | | | | | | | | | | | | |
|-----------------------------------|----------------|-----------------|-------------|--------------|-------------|----------------|-------------|--------------------|------------|--------------|------------|------------|------------|-----------|--------------|-------------|
| YEAR | GP/GS | FG-FGA | PCT | 3-PT | PCT | FT-FTA | PCT | O-D=RB | AVG | PF-DI | AST | TO | BLK | STL | PTS | AVG |
| Fresh.* | 29/16 | 96-180 | .533 | 10-28 | .357 | 31-52 | .596 | 49-123=172 | 5.9 | 75-1 | 18 | 43 | 26 | 15 | 233 | 8.0 |
| Soph.* | 32/32 | 190-328 | .579 | 1-9 | .111 | 78-117 | .667 | 81-204=285 | 8.9 | 79-0 | 51 | 75 | 33 | 18 | 459 | 14.3 |
| Junior* | 26/26 | 174-344 | .506 | 15-41 | .366 | 74-122 | .607 | 48-149=197 | 7.6 | 69-3 | 31 | 61 | 17 | 16 | 437 | 16.8 |
| Senior | 36/36 | 86-161 | .534 | 1-6 | .167 | 35-58 | .603 | 68-134=202 | 5.6 | 83-1 | 26 | 31 | 24 | 14 | 208 | 5.8 |
| TOTALS | 123/110 | 546-1013 | .539 | 27-84 | .321 | 218-349 | .625 | 246-610=856 | 7.0 | 306-5 | 126 | 210 | 100 | 63 | 1,337 | 10.9 |



Before UND -- Spent this past season at Williston Northampton School in Easthampton, Massachusetts, where he was named the Dale Lash Team MVP (Easthampton) and earned Class A All-NEPSAC accolades.

Personal -- Born 9/3/97 in Treviso, Italy... graduated with degree in Economics... post-graduate study is Finance... parents are Daniela and Željko Rebrača... has three younger siblings, Katja, Alisa, Vojin... high school coach was Ben Farmer... father, Željko, played professional basketball for 16 years.

REBRACA'S FAVORITES

- Snack:** PB&J
- Hobbies:** Video games, chess, board games
- Book:** Animal Farm
- Website:** YouTube
- Restaurant:** Estela's
- Band/Musician:** NBA YoungBoy
- Phone App:** Twitter
- Pro Teams:** Denver Nuggets, Milwaukee Bucks, Partizan Belgrade
- Celebrity:** Tom Hardy

CAREER BESTS


- Points:** 26 vs. South Dakota, 12/10/20
- Rebounds:** 16 at Denver, 1/2/20
- FGM:** 11 at Oral Roberts, 1/8/21
- FGA:** 21 at Omaha, 2/26/20
- 3-pt FG:** 2, 8x, last vs. Omaha, 2/20/21
- 3-pt FGA:** 5 at South Dakota State, 2/9/19
- FTM:** 11 vs. Western Illinois, 1/29/21
- FTA:** 12 vs. Western Illinois, 1/29/21
- Assists:** 5, 2x, last at Florida Gulf Coast, 11/29/19
- Steals:** 4 at Oral Roberts, 1/9/21
- Blocks:** 8 at Milwaukee, 11/19/19
- Minutes:** 41 vs. North Dakota State, 1/16/21





22 - - Patrick McCaffery

Forward
6-9, 210, Junior
Iowa City, Iowa
West HS



Hawk Items -- Enters his junior season having scored in double figures 27 times... granted retired uniform #22 by lettermen and All-American Bill Seaberg (1954-56) in honor of Austin "Flash" Schroeder, who passed away in 2015.

2021-22 Honors -- Co-winner of the team's Kenny Arnold Hawkeye Spirit Award. 2021-22 -- Started all 32 games played... ranked third on the team in points (10.5) and free throws made (1.7) per game, fourth in rebounds per contest (3.6), 3-pointers made (1.03) and blocks (0.5) per game, and second in field goals made (3.9) and attempted (9.2) per contest... posted single season bests in every statistical category... netted double figures 21 times... scored a season-high 18 points twice (Minnesota; Richmond)... played a career-high 37 minutes, totaling 16 points and seven rebounds at Penn State... led the team in scoring in its NCAA Tournament game versus Richmond, making a personal-best four 3-pointers... averaged 8.8 points in four Big Ten Tournament games... tallied 16 points on 7-of-11 shooting from the field and 2-of-2 at the foul line versus Indiana in the Big Ten Tournament semifinals... made a personal-best 7-of-10 from the free throw line at #2 Purdue... letterwinner.

2020-21 Honors -- Earned the team's Most Improved Player Award. 2020-21 -- Played in all 31 games... averaged 5.2 points and 2.7 rebounds... scored in double figures six times... led team in steals five times and blocks four times... shot 50 percent or better in five of Iowa's last six contests, including all four postseason games... tallied 10 points and two rebounds against Oregon in the NCAA Tournament Second Round... scored two points or more in 11 of the last 12 games, including seven straight... netted six points and snagged two rebounds in first career NCAA Tournament game of his career versus Grand Canyon... equaled a personal best with two rejections in win over Wisconsin in the Big Ten Tournament... made 18 of 26 field goal attempts (.692) in last six home games (Michigan State, Ohio State, Rutgers, Penn State, Nebraska, Wisconsin)... posted career bests in scoring (19), 3-pointers made (3), rebounds (6), field goals made (8) and attempted (13) in victory over Nebraska... registered 10 points in double-digit victory at Maryland... letterwinner.

2019-20 -- Saw limited action in two games... missed the remainder of the season due to health and wellness related to his thyroid... letterwinner.

High School -- Iowa City West High School's all-time leading scorer... finalist for 2019 Des Moines Register's All-Iowa Boys' Basketball

Player of the Year... finalist for the 2019 Cedar Rapids Gazette Male Athlete of the Year... ranked as the 60th-best recruit in the nation according to ESPN.com... helped lead West HS to the 2017 4A State Championship; state runner-up finishes in 2016 and 2018; state tournament appearance in 2019... won a combined 86 games during his four-year career, winning 21 or more games all four seasons... two-time team captain (2018, 2019)... first team all-state, all-conference, and all-sub state as a junior and senior... second team all-state, first team all-conference, and first team all-sub state as a sophomore... averaged 25.1 points per game (58.2 field goal percentage) and 7.6 rebounds as a senior, 19.9 points and six rebounds per game as a junior, and 13.8 points and five rebounds as a sophomore... shot better the basketball better than 50 percent during his prep career... three-year starter and four-year letterwinner... member of the USA Basketball 3-on-3 Youth Olympics team that competed in Brazil in October, 2018... invited for USA Basketball U18 Trials... selected to compete for the US All-Stars at the Capital Hoops Classic in Washington, D.C., registering 10 points, five rebounds, and two assists in a starting role... competed on D1 Minnesota's AAU team the summer of 2019.

Personal -- Born 3/20/00... Sport and Recreation Management major... parents are Fran and Margaret McCaffery... has three siblings, Connor, Marit, and Jonathan... father is Iowa's head men's basketball coach and played basketball at Wake Forest and Penn... mother was an All-American basketball player at Notre Dame... older brother Connor is a redshirt sophomore teammate... high school coach was Steve Bergman.

MCCAFFERY'S FAVORITES

- Movie(s): Rocky Series, Creed, Fast & Furious franchise
TV Show(s): Entourage, The Office, 24
Snack: Fruit snacks, Cheese-It
Hobbies: Watching TV, playing 2K
Website: YouTube
Restaurant: Pancheros
Band/Musician(s): Drake
Pro Team: Any team with LeBron James
Technological Gadget: iPhone
Celebrity: Drake, LeBron James, Anna Kendrick

CAREER BESTS

- Points: 19 vs. Nebraska, 3/4/21
Rebounds: 7, 3x, last vs. Minnesota, 2/6/22
FGM: 8, 2x, last vs. Minnesota, 2/6/22
FGA: 17 vs. Richmond, 3/17/22
3-pt FG: 4 vs. Richmond, 3/17/22
3-pt FGA: 7 vs. Richmond, 3/17/22
FTM: 7 at Purdue, 12/3/21
FTA: 10 at Purdue, 12/3/21
Assists: 4, 3x, last vs. Nebraska, 2/13/22
Steals: 3 vs. Indiana, 1/13/22
Blocks: 2, 4x, last vs. Penn State, 1/22/22
Minutes: 37 at Penn State, 1/31/22

Table with 17 columns: CAREER STATISTICS, YEAR, GP/GS, FG-FGA, PCT, 3-PT, PCT, FT-FTA, PCT, O-D=RB, AVG, PF-DI, AST, TO, BLK, STL, PTS, AVG. Rows include Fresh, RS-Fresh, Soph, and TOTALS.

20 -- Kris Murray

Forward

6-8, 220, Junior

Cedar Rapids, Iowa

Prairie HS/DME Sports Academy (FL)



Hawk Items -- Twin of Keegan, who played two seasons at Iowa (2021-22) and was a consensus first-team All-American as a sophomore... son of former Hawkeye Kenyon Murray (1993-96), who named Kris as a tribute to former teammate Chris Street, who died in an auto accident midway through his junior season in 1993... enters his junior season having scored 20+ points twice... No. 25 at DME Academy was retired in the summer of 2022.

2021-22 Honors -- Co-Winner of the team's Most Improved Player Award. **2021-22** -- Competed in 35 games, including one start... posted single season bests in every statistical category... improved his scoring average by +9.1 points per game and rebounding average by 3.7 per outing... Iowa's leading scorer (9.7 ppg) and rebounder (4.3 rpg) off the bench, which ranked fourth and third overall, respectively... his 31 blocks ties for Glen Worley (2002) for eighth most by a Hawkeye sophomore... his 43 3-point field goals are ninth most by a Hawkeye sophomore... also ranked second on the squad in 3-point accuracy (.387, 43-of-11), blocked shots per game (0.9) and field goals made (124), third in offensive (1.6) and defensive (2.7) rebounds, fourth in field goals attempted (259) and steals (0.8)... ranked 11th in the Big Ten in blocks per game (0.9)... scored in double figures 16 times, including a stretch of 6-of-8 Big Ten games (Feb. 13-March 6)... posted lone double-double in home victory over Indiana, posting personal bests in scoring (29), rebounds (11), field goals made (12) and attempted (18), steals (3), blocks (3), and minutes played (29)... amassed 23 points, bolstered by sinking all nine free throw attempts, versus #9 Purdue... made at least one 3-pointer in a team-best 17 consecutive games (Jan. 22-March 13)... recorded multiple steals in 10 games and multiple blocks in nine contests... letterwinner.

2020-21 -- Saw limited action in 13 contests... scored a season-best four points in a season-high 10 minutes of action in victory over Nebraska... played in first career Big Ten game at Maryland, scoring two points... recorded two points, two rebounds, and a block in six minutes versus N.C. Central in collegiate debut... letterwinner.

High School -- After graduating from Prairie High School in 2019, spent a post-graduate year at DME Sports Academy in Daytona Beach, Florida... averaged 19.5 points, 6.4 rebounds, 2.1 assists, 2.5 blocks, and 1.1 steals per game as a senior... postseason honors following his senior year at Prairie HS: second-team all-state by Prep Hoops IA and IBCA; unanimous first-team all-league; first-team all-metro; Eastern Iowa All-Area Team; All-Sub State District 5... unanimous first-team all-conference and all-metro as a junior... two-time team captain (2018, 2019)... Honor Roll student all four years of high school... three-year letterman in golf.

Personal -- Born 8/19/00... Sport and Recreation Management major... parents are Kenyon and Michelle Murray... has three siblings, Keegan (identical twin), McKenna, and Demetrius Harper... high school coach was Jeremy Rickertson... DME Academy Coach was Wesam Al-Sous... AAU coach was Tanner Carlson.

MURRAY'S FAVORITES

Movie(s): *Step Brothers, Happy Gilmore*

TV Show(s): *The Office, Criminal Minds*

Snack: Trail mix

Hobbies: Golfing, puzzles

Website: ESPN.com

Restaurant: Houligan's, Leonardo's

Phone App: TikTok

Pro Teams: Boston Celtics, New Orleans Saints, Philadelphia Phillies

Technological Gadget: Phone, PS4

Celebrity: Kevin Hart

CAREER BESTS

- Points:** 29 vs. Indiana, 1/13/22
- Rebounds:** 11 vs. Indiana, 1/13/22
- FGM:** 12 vs. Indiana, 1/13/22
- FGA:** 18 vs. Indiana, 1/13/22
- 3-pt FG:** 3, 4x, last vs. Michigan State, 2/22/22
- 3-pt FGA:** 6 vs. Purdue, 1/27/22
- FTM:** 9 vs. Purdue, 1/27/22
- FTA:** 9 vs. Purdue, 1/27/22
- Assists:** 3 at Penn State, 1/31/22
- Steals:** 3 vs. Indiana, 1/13/22
- Blocks:** 3 vs. Indiana, 1/13/22
- Minutes:** 29 vs. Indiana, 1/13/22

CAREER STATISTICS

| YEAR | GP/GS | FG-FGA | PCT | 3-PT | PCT | FT-FTA | PCT | O-D=RB | AVG | PF-DI | AST | TO | BLK | STL | PTS | AVG |
|---------------|-------------|----------------|-------------|---------------|-------------|--------------|-------------|------------------|------------|-------------|-----------|-----------|-----------|-----------|------------|------------|
| Fresh. | 13/0 | 3-13 | .231 | 0-5 | .000 | 2-2 | 1.000 | 3-5=8 | 0.6 | 3-0 | 1 | 2 | 1 | 1 | 8 | 0.6 |
| Soph. | 35/1 | 124-259 | .479 | 43-111 | .387 | 49-76 | .645 | 55-94=149 | 4.3 | 87-2 | 37 | 27 | 31 | 29 | 340 | 9.7 |
| TOTALS | 48/1 | 127-272 | .467 | 43-116 | .371 | 51-78 | .654 | 58-99=157 | 3.3 | 90-2 | 38 | 29 | 32 | 30 | 348 | 7.3 |



23 -- Josh Ogundele
(pronounced Oh-GOON-duh-lay)
 Center
 6-10, 275, Junior
 London, England
 Worcester Academy (MA)



Hawk Items -- Second London native to be recruited by Fran McCaffery (Gabe Olaseni, 2012-15)... moved to U.S. when he was 16 years old.

2021-22 -- Competed in 19 contests... posted single-season bests in every statistical category... scored in 10 games... shot the basketball at a 54 percent clip from the field (13-of-24)... totaled 29 points, 24 rebounds, five blocks, and four steals... had his best game statistically at #2 Purdue filling in for the injured Keegan Murray, totaling personal bests in minutes played (16), points (7), blocks (3), and rebounds (5)... provided valuable minutes in the Big Ten Tournament championship game versus #9 Purdue, posting four points and a steal in 10 minutes of action... tied a career high with five rebounds versus Northwestern in the second round of the Big Ten Tournament... letterwinner.

2020-21 -- Saw limited action in eight games... grabbed a season-high two rebounds three times... netted a season-best four points on 2-of-2 shooting from the field in victory over Nebraska... equaled a personal best with two rebounds in road win at Michigan State... letterwinner.

High School -- Two-year starter for Worcester Academy... averaged 7.3 points, four rebounds in 26 games as a junior... played for Boston Amateur Basketball Club (BABC) in Nike's Elite Youth Basketball League (EYBL) since 2018... averaged 13.4 points and 13.8 rebounds in EYBL... posted 14 points and nine rebounds versus nationally-ranked Link Year Prep at National Prep Showcase in 2019... tallied a career-high 20 points versus Bradford Christian Academy as a sophomore... volunteered more than 100 hours of community service at Worcester Academy (St. John's Soup Kitchen; Union Hill School; Hill-O-Ween; Friendly House; Rainbow Child Development Center)... played for the English National Team in 2015... won a silver medal on the 2016 Great Britain National Team.

Personal -- Born 12/19/00... Enterprise Leadership major... mother is Angela Enaohwo and stepfather is Emmanuel Ojingba... has three stepsisters, Tegan, and twins Megan, and Payton... high school coaches were Jamie Sullivan, Michael Adu, and Dan Sullivan... AAU coach was Leo Papile.

OGUNDELE'S FAVORITES

- Movie(s):** *The Hate You Give, End Game*
- TV Show(s):** *Stranger Things, Money Heist, You, Umbrella Academy*
- Snack:** Barbeque Crisps
- Hobbies:** PS4, watching movies and shows, hanging out with friends
- Phone App:** Instagram or Snapchat
- Band/Musician(s):** Roddy Ricch, Pop Smoke, Meek Mill, Unknown T
- Technological Gadgets:** iPhone, PS4

CAREER BESTS

- Points:** 7 at Purdue, 12/3/21
- Rebounds:** 7 vs. Northern Illinois, 12/13/20
- FGM:** 3 at Purdue, 12/3/21
- FGA:** 5 vs. Northwestern, 3/10/22
- 3-pt FG:** ---
- 3-pt FGA:** ---
- FTM:** 1, 4x, last at Wisconsin, 1/6/22
- FTA:** 3, 2x, last at Purdue, 12/3/21
- Assists:** ---
- Steals:** 2 vs. Portland State, 11/26/21
- Blocks:** 2 vs. Illinois, 12/6/21
- Minutes:** 16 at Purdue, 12/3/21

| CAREER STATISTICS | | | | | | | | | | | | | | | | |
|-------------------|-------------|--------------|-------------|------------|-------------|-------------|-------------|-----------------|------------|-------------|----------|----------|----------|----------|-----------|------------|
| YEAR | GP/GS | FG-FGA | PCT | 3-PT | PCT | FT-FTA | PCT | O-D=RB | AVG | PF-DI | AST | TO | BLK | STL | PTS | AVG |
| Fresh. | 8/0 | 3-6 | .500 | 0-0 | .000 | 1-4 | .250 | 6-2=8 | 1.0 | 5-0 | 0 | 0 | 0 | 0 | 7 | 0.9 |
| Soph. | 19/0 | 13-24 | .542 | 0-0 | .000 | 3-10 | .300 | 8-16=24 | 1.3 | 19-0 | 0 | 9 | 5 | 4 | 29 | 1.5 |
| TOTALS | 27/0 | 16-30 | .533 | 0-0 | .000 | 4-14 | .286 | 14-18=32 | 1.2 | 24-0 | 0 | 9 | 5 | 4 | 36 | 1.3 |

11 - - Tony Perkins

Guard
6-4, 205, Junior
Indianapolis, Indiana
Lawrence North



2021-22 Honors -- Co-winner of the team's Most Improved Player Award.
2021-22 -- Saw action in all 36 games, including starting the final 15 games at point guard... started first collegiate game in a home win over Minnesota... Iowa went 12-3 with Perkins in the starting lineup... ranked third on the team in steals (0.9), fourth in offensive rebounds (0.9) and free throws made (1.4), fifth in scoring (7.4) and field goals made (2.8), and sixth in rebounding (2.4)... shot 80 percent (62-of-65) from the foul line... reached double figures in scoring 10 times, including 15 points or more five times... netted a personal-best 20 points in win at Nebraska... posted career highs in rebounds (12), field goal (13) and free throw (7) attempts and minutes played (34) at #20 Illinois... dished out 4+ assists in six games... recorded multiple steals in seven contests... letterwinner.

2020-21 -- Saw action in 24 games... scored a personal-best five points in final game of the season against Oregon in the NCAA Tournament Second Round... tallied four points six times, including versus #3 Illinois at the Big Ten Tournament... credited with a personal-best three assists in victory over Nebraska... netted four points in home win over Michigan State... provided a defensive spark playing seven meaningful minutes at #19 Illinois... tallied four points at Northwestern... recorded four points and personal bests in field goal attempts (6) rebounds (7), and steals (2) in win over Northern Illinois... letterwinner.

High School -- One of 13 seniors named to the 2020 Indiana All-Star Team... averaged 18.6 points, 5.6 rebounds, 3.5 assists and 1.8 steals leading Lawrence North to a 25-2 record... shot 58 percent from the field and 35 percent from 3-point range in 2020... averaged 15.9 points, 4.8 rebounds, and three assists per game while shooting 38 percent from 3-point range as a junior... Junior All-Star... earned all-state recognition one year and was a two-time honorable mention all-state honoree... two-time all-conference selection... two-time team Most Valuable Player and Defensive Player of the Year... led Lawrence North High School to 18 wins as a sophomore and 17 victories as a junior... three-time team captain... starter on his high school team all four years... competed on the EG10 AAU team.

Personal -- Born 12/4/01... Sport and Recreation Management major... parents are Tony Perkins and Renita Hendersen... has three younger brothers, Davion, Danzon, and Dalen... high school coach was Jack Keefer... AAU coach was Franklin Hendersen.

PERKINS' FAVORITES

Movie(s): *Friday, Next Friday, All About The Benjamins*

TV Show(s): *All-American*

Snack: Chips and ice cream

Hobbies: Videos games, listening to music

Restaurant: Texas Roadhouse, Applebee's, Friday's

Pro Team(s): Los Angeles Lakers, New England Patriots, New York Yankees

CAREER BESTS

Points: 20 at Nebraska, 2/25/22

Rebounds: 12 at Illinois, 3/6/22

FGM: 8 at Nebraska, 2/25/22

FGA: 13 at Illinois, 3/6/22

3-pt FG: 2, 6x, last vs. Rutgers 3/11/22

3-pt FGA: 4 vs. Utah State, 12/18/21

FTM: 4, 2x, last vs. Western Michigan, 11/22/21

FTA: 7 at Illinois, 3/6/22

Assists: 6 vs. Northwestern, 3/10/22

Steals: 5 vs. Northwestern, 2/28/22

Blocks: 1, 4x, last at Nebraska, 2/25/22

Minutes: 34 at Illinois, 3/6/22

| CAREER STATISTICS | | | | | | | | | | | | | | | | |
|-------------------|--------------|----------------|-------------|--------------|-------------|--------------|-------------|------------------|------------|-------------|-----------|-----------|----------|-----------|------------|------------|
| YEAR | GP/GS | FG-FGA | PCT | 3-PT | PCT | FT-FTA | PCT | O-D=RB | AVG | PF-DI | AST | TO | BLK | STL | PTS | AVG |
| Fresh. | 24/0 | 15-33 | .455 | 1-3 | .333 | 7-15 | .467 | 10-21=31 | 1.3 | 21-0 | 16 | 3 | 1 | 5 | 38 | 1.6 |
| Soph. | 36/15 | 99-222 | .446 | 17-53 | .321 | 52-65 | .800 | 32-56=88 | 2.4 | 62-1 | 59 | 33 | 3 | 32 | 267 | 7.4 |
| TOTALS | 60/15 | 114-255 | .447 | 18-56 | .321 | 59-80 | .738 | 42-77=119 | 2.0 | 83-1 | 75 | 36 | 4 | 37 | 305 | 5.1 |



4 - - Ahron Ulis

Guard

6-3, 190, Junior

Chicago Heights, Illinois

Marian Catholic



2021-22 Honors -- Co-winner of the team's Top Playmaker Award. **2021-22** -- Saw action in 35-of-36 games... scored in 24 contests, including reaching double figures twice (N.C. Central; Illinois)... dished out 3+ assists in 10 games... posted single-season bests in points (110), steals (19), assists (73), rebounds (69), field goals made (34), free throws made (38), and 3-pointers made (4)... had a 2.28 assist-to-turnover ratio... tallied a personal-best 12 points in win over N.C. Central... posted career highs in rebounds (5), field goals made (4) and attempted (9), and 3-pointers made (1) and attempted (2) in home victory over Minnesota... played a career-high 27 minutes, scoring all seven of his points from the free throw line in overtime at Penn State... registered 11 points, seven rebounds, and a personal-best three steals in home game against Illinois... dished out a career-high eight assists in win over Western Michigan... letterwinner.

2020-21 -- Competed in 17 contests... led the team in assists once and blocks once... missed only two free throw attempts (18-of-20, .900)... dished out a personal-best four assists three times, including the NCAA Tournament Second Round game versus Oregon... matched a personal best with three rebounds in 30-point win at Michigan State... played 14 key minutes off the bench in first career Big Ten game at #14 Rutgers, recording two points and a personal-best four assists... netted a season-high six points versus Southern University... letterwinner.

High School -- Two-time ESCC Player of the Year... named to the AP All-State Class 4A First Team as a senior... three-year starter and finished with over 1,500 points, trailing only his brother, Tyler, in the school's record book... averaged 20.3 points, 4.1 rebounds, and 2.8 assists in 2019-20... averaged 18 points, five assists, and four rebounds as a junior... averaged 13.5 points, five assists, and three rebounds as a sophomore... second team all-state and Chicago Sun Times All-Area as a junior... three-time ESCC All-Conference and two-time Daily Southtown All-Area honoree... Chicago All-Area as a junior and senior... led Marian Catholic to 78 wins his final three seasons as starting point guard, in-

cluding 27 victories as a junior and 26 as a sophomore, third and fourth most in school single-season history, respectively... led Marian Catholic to its first third place finish at the ISHA 3A state championship; sectional and super-sectional championships in 2019... led team in scoring and assists his final two seasons... three-time Hinsdale All-Tournament Team (MVP as a junior) and Chicago Heights All-Tournament Team... helped Marian Catholic secure three straight regional titles and an ESCC title in 2019 and 2020... three-time team captain... Peach Jam competitor the last two summers on the Nike Meanstreets AAU team... tallied 22 points, seven rebounds, and six assists in win over Drive Nation and 20 points, eight rebounds, and eight assists in triumph over Bluff City Legends on the AAU circuit... older brother, Tyler, played two seasons at Kentucky (2015-16).

Personal -- Born 10/4/01... African American Studies major... parents are James and Leslye Ulis... has three siblings, Tyler, Jay and Anton Porter... brother Tyler played two seasons at Kentucky (2015-16) and was picked 34th in the 2016 NBA Draft by the Phoenix Suns... high school coach was Mike Taylor... AAU coach was Tai Streets.

ULIS' FAVORITES

TV Show: *Martin*

Snack: Tollhouse Chocolate Chip Cookies

Hobbies: PS4

Website: YouTube.com

Food: Ribeye Steak

Restaurant: Maestros

Phone App: Snap

Band/Musician(s): Polo G, Lil Herb

Celebrity: LeBron James

CAREER BESTS

Points: 12 vs. N.C. Central, 11/16/21

Rebounds: 5, 2x, last vs. Minnesota, 2/6/22

FGM: 4 vs. Minnesota, 2/6/22

FGA: 9 vs. Minnesota, 2/6/22

3-pt FG: 1, 4x, last vs. Minnesota, 2/6/22

3-pt FGA: 2, 3x, last vs. Minnesota, 2/6/22

FTM: 7, 2x, last at Penn State, 1/31/22

FTA: 8, 2x, last at Penn State, 1/31/22

Assists: 8 vs. Western Michigan, 11/22/21

Steals: 3 vs. Illinois, 12/6/21

Blocks: 1 vs. Oregon, 3/22/21

Minutes: 27 at Penn State, 1/31/22

CAREER STATISTICS

| YEAR | GP/GS | FG-FGA | PCT | 3-PT | PCT | FT-FTA | PCT | O-D=RB | AVG | PF-DI | AST | TO | BLK | STL | PTS | AVG |
|---------------|-------------|---------------|-------------|-------------|-------------|--------------|-------------|-----------------|------------|-------------|-----------|-----------|----------|-----------|------------|------------|
| Fresh. | 17/0 | 5-15 | .333 | 0-3 | .000 | 18-20 | .900 | 6-9=15 | 0.9 | 8-0 | 20 | 6 | 1 | 1 | 28 | 1.6 |
| Soph. | 35/0 | 34-100 | .340 | 4-12 | .333 | 38-48 | .792 | 19-50=69 | 2.0 | 41-0 | 73 | 32 | 0 | 19 | 110 | 3.1 |
| TOTALS | 52/0 | 39-115 | .339 | 4-15 | .267 | 56-68 | .824 | 25-59=84 | 1.6 | 49-0 | 93 | 38 | 1 | 20 | 138 | 2.7 |

44 - - Riley Mulvey

Forward
6-11, 245, Sophomore
Rotterdam, N.Y.
St. Thomas More



2021-22 -- Competed in 17 games... totaled 16 points, 15 rebounds, five blocks, and two assists... shot at a 50 percent clip from the field (6-of-12) and made all four free throw attempts... tallied eight of his 16 points this season against Western Michigan... snagged a season-high five rebounds versus Alabama State... rejected a personal-best three shots against Northwestern in the Big Ten Tournament Second Round... letterwinner.

High School -- Averaged 12 points, 12.4 rebounds and 6 blocks per game at Albany Academy... left New York after sophomore year due to COVID-19 to play at St. Thomas More in Connecticut... averaged 14.2 points, 11.7 rebounds, 2.4 assists, 1.9 steals, and 3.9 blocks per game (New England Preparatory School Athletic Council AAA – NCAA collegiate rules)... second-ranked 2022 junior in Connecticut before reclassifying and ranked as the No. 5 player in 2021... Albany Academy team accomplishments: NYS Federation Champions Class A 2019; posted a 19- record and was ranked as the No. 1 team in New York State Class A as a freshman; voted MVP of the Upstate Downstate Challenge Winner; Big North Showcase Winner; ranked No. 1 in the New York State Federation Class A as a sophomore (prior to pandemic)... boasted a 3.89 grade point average (GPA) at Albany Academy his sophomore year and a 3.93 GPA at St. Thomas More he junior year (reclassified to a senior)... also competed in tennis.

Personal -- Born 10/8/02... Health and Human Physiology major... parents are Martin and Janet Mulvey... father played soccer at Siena College... has three older brothers, Taylor, CJ, and Alex... St. Thomas More head coach was Jere Quinn.

MULVEY'S FAVORITES

- Movie(s):** *Inception*
- TV Show(s):** *The Flash*
- Snack:** Pringles
- Hobbies:** Reading manga, watching anime, playing video games
- Website:** YouTube
- Restaurant:** Tops Diner
- Band/Musician:** Surfaces
- Phone App:** Crunchyroll
- Pro Team(s):** San Antonio Spurs
- Technological Gadget:** iPhone
- Celebrity:** Kevin Hart

CAREER BESTS

- Points:** 8 vs. Western Michigan, 11/22/21
- Rebounds:** 5 vs. Alabama State, 11/18/21
- FGM:** 3 vs. Western Michigan, 11/22/21
- FGA:** 5 vs. Western Michigan, 11/22/21
- 3-pt FG:** - - -
- 3-pt FGA:** 1, 2x, last vs. Northwestern, 3/10/22
- FTM:** 2, 2x, last vs. Western Michigan, 11/22/21
- FTA:** 2, 2x, last vs. Western Michigan, 11/22/21
- Assists:** 1, 2x, last vs. Southeastern Louisiana, 12/21/21
- Steals:** - - -
- Blocks:** 3 vs. Northwestern, 3/10/22
- Minutes:** 13 vs. Western Michigan, 11/22/21

| CAREER STATISTICS | | | | | | | | | | | | | | | | | |
|-------------------|-------|--------|------|------|------|--------|-------|---------|-----|-------|-----|----|-----|-----|-----|-----|--|
| YEAR | GP/GS | FG-FGA | PCT | 3-PT | PCT | FT-FTA | PCT | O-D=RB | AVG | PF-DI | AST | TO | BLK | STL | PTS | AVG | |
| Fresh. | 17/0 | 6-12 | .500 | 0-2 | .000 | 4-4 | 1.000 | 4-11=15 | 0.9 | 12-0 | 2 | 4 | 5 | 0 | 16 | 0.9 | |



20 - - Payton Sandfort

Forward

6-7, 215, Sophomore

Waukee, Iowa

Waukee HS



2021-22 Honors -- Co-winner of the team's Newcomer of the Year Award... Spring Semester Dean's List honoree. **2021-22** -- Competed in 34-of-36 games... his 34 3-pointers made were fourth most on the team and are the eighth most ever by a Hawkeye freshman... missed only one free throw attempt (15-of-16, .938)... tallied double figures in scoring seven times... averaged five points per game... poured in a season-high 21 points, bolstered by sinking five 3-pointers, in victory over Alabama State... made 6-of-10 (.600) from long distance in Iowa's four games at the Big Ten Tournament, including sinking both attempts in the championship game versus #9 Purdue... sank a combined ten 3-pointers in back-to-back games (Alabama State; Western Michigan)... pulled down a season-best eight rebounds in win at Nebraska... letterwinner.

High School -- Iowa Basketball Coaches Association 4A Player of the Year as a senior... McDonald's All-American nominee in 2021... averaged 16.6 points (56% FG; 49% 3-pt), 7.7 rebounds, and 3.1 assists his senior season... averaged 19.8 points, 8.7 rebounds, and 4.0 assists his junior season... two-time team captain... shot at a 45 percent clip from 3-point range his sophomore and junior seasons... two-time first-team All-State (Des Moines Register and Iowa Newspaper Writers Association)... All-Elite Team in 2021... first-team all-conference, State All-Tournament Team, and All Substate Team honoree as a junior... led Waukee High School to a State championship as a senior... led team to a conference and substate championship, and State tournament runner-up finish as a junior... member of the Waukee 2018 and 2019 conference and substate championship team that also placed third at the Iowa State tournament both seasons... competed on Kingdom Hoops AAU team in 2020, averaging 21 points, nine rebounds, and seven assists... starter

on the Waukee Golf Team that won the 2020 state and district championship... individual runner-up at the district tournament, shooting an even-par 71... National Honor Society member... three-time All-Academic Award (Central Iowa Metro League)... Powerlife Leader for Lutheran Church of Hope middle school students the last three years.

Personal -- Born 7/12/02... Business major... parents are Brian and Gretchen Sandfort... has two younger siblings, Pryce and Piper... father played basketball at Hastings College... mother played basketball at Simpson College... high school coach was Justin Ohl... AAU coach was Tim Lubke.

SANDFORT'S FAVORITES

Movie: *Deja Vu*

TV Show(s): *The Office*

Snack: Reese's

Hobbies: Playing golf

Restaurant: Estella's

Band/Musician: Macklemore

Phone App: YouTube

Pro Team(s): San Antonio Spurs, Indianapolis, Colts

Technological Gadget: PS4

Celebrity: Kevin Hart

CAREER BESTS

Points: 21 vs. Alabama State, 11/18/21

Rebounds: 8 vs. Nebraska, 2/13/22

FGM: 7 vs. Alabama State, 11/18/21

FGA: 15 vs. Alabama State, 11/18/21

3-pt FG: 5, 2x, last vs. Western Michigan, 11/22/21

3-pt FGA: 12 vs. Alabama State, 11/18/21

FTM: 2, 7x, last vs. Rutgers, 3/11/22

FTA: 2, 8x, last vs. Rutgers, 3/11/22

Assists: 2, 5x, last vs. Indiana, 3/12/22

Steals: 1, 5x, last vs. Purdue, 3/13/22

Blocks: 1, 4x, last vs. Minnesota, 2/6/22

Minutes: 21 vs. Alabama State, 11/18/21

| CAREER STATISTICS | | | | | | | | | | | | | | | | |
|-------------------|-------|--------|------|-------|------|--------|------|----------|-----|-------|-----|----|-----|-----|-----|-----|
| YEAR | GP/GS | FG-FGA | PCT | 3-PT | PCT | FT-FTA | PCT | O-D=RB | AVG | PF-DI | AST | TO | BLK | STL | PTS | AVG |
| Fresh. | 34/0 | 61-146 | .418 | 34-93 | .366 | 15-16 | .938 | 24-41=65 | 1.9 | 29-0 | 22 | 16 | 4 | 5 | 171 | 5.0 |

5 - - Dasonte Bowen

Guard
6-2, 174, Freshman
Boston, Massachusetts
Brewster Academy (NH)



High School -- All-NEPSAC first team honoree as a senior and sophomore... helped lead Brewster Academy to NEPSAC AAA championship his senior season... netted 37 points and seven assists in a game as a sophomore at Worcester Academy... averaged 15.2 points, 3.6 rebounds, 2.6 assists, and 1.4 steals while shooting 52.7 percent from the field, 47.4 percent from 3-point range, and 90 percent from the foul line the summer of 2021 playing EYBL... played with Hawkeye junior Josh Ogundele at Worcester Academy in 2020.


Personal -- Born 11/28/02... African American Studies major... parents are Ray and Raymona, and stepmother Stephanie Bowen... has four older siblings, Sasha, Shaina, Raymond and Sheena.

BOWEN'S FAVORITES

- Movie:** *Home Alone*
- TV Show:** *Stranger Things*
- Hobbies:** Playing video games
- App:** Instagram
- Restaurant:** Chick-fil-A
- Band/Musician:** Gunna
- Pro Team:** Boston Celtics
- Book:** *Chop Wood Carry Water*
- Celebrity:** Kylie Jenner
- Holiday:** Christmas
- Vacation:** Antigua
- Class Subject:** Science
- Ice Cream Flavor:** Cookies and cream

4 - - Josh Dix

Guard
6-5, 192, Freshman
Council Bluffs, Iowa
Lincoln HS



High School -- Three-year team captain... averaged 20 points, 7.8 rebounds and 5.8 assists per game prior to suffering season-ending injury (right leg) in January of his senior season... three-time first-team all-conference selection and City Player of the Year... third team all-state as a sophomore and first-team all-state as a junior... shot 50 percent or better from the field his first three seasons of prep basketball... averaged a team-best 19.4 points, 7.2 rebounds, 4.3 assists as a junior... shot at 54 percent from the field, 38 percent from 3-point range, and 73 percent from the foul line as a junior... surpassed 1,000 career points last season... averaged 17.5 points, 5.1 rebounds as a sophomore and 10.2 points per contest as a freshman... three-time academic all-conference honoree.

Personal -- Born 6/29/04... Pre-Business major... parents are Nate and Kelly Dix... has two younger siblings, Lydia, Joey and Grayson.

DIX'S FAVORITES

- Movie:** *Spider-Man*
- TV Show:** *Stranger Things*
- Snack:** Cheddar Chex Mix or fruit snacks
- Hobbies:** Playing video games & chilling with friends
- App:** Instagram
- Restaurant:** Olive Garden
- Band/Musician:** Drake
- Pro Team:** Los Angeles Lakers
- Technological Gadget:** iPhone
- Celebrity:** Zendaya
- Vacation:** Destin, Florida
- Ice Cream Flavor:** Chocolate



10 - - Dante Eldridge

Guard

5-9, 170, Junior

Boston, Massachusetts

Kirkwood CC

Iowa City West HS

Hawk Item -- Preferred walk-on.

Junior College -- Played two seasons at Kirkwood Community College... started 30 of 31 games as a sophomore, averaging 8.6 points, 4.0 assists and 2.5 rebounds per game... earned second team all-conference recognition in 2022 helping Kirkwood win 23 games and capture the regular season conference championship... saw action in 20 games, including 18 conference contests as a freshman.

High School -- All-State second team and team captain as a junior... member of Iowa City West High School's team that won 20+ games all four years, including winning the 4A Iowa State championship as a freshman and runner-up honors as a sophomore... also competed in track & field (sprints, relays, high jump and long jump)... member of the distance medley relay team that broke the school record... competed in the Drake Relays and placed second in the state competition.

Personal -- Born 4/22/00... African American Studies major... parents are Courtney and Aisha Eldridge... has three siblings, Khalil and twins Jordan and Aliyah... father, Courtney, played for Coach McCaffery at UNC Greensboro and is an Iowa Assistant Coach... high school coach was Steve Bergman... junior college coach was Tim Sandquist.

ELDRIDGE'S FAVORITES

Movies: *The Blind Side, Lone Survivor*

TV: *Friends, The Office*

Snack: Cosmic Brownie

Hobbies: Piano/guitar, video games

Website: YouTube

Restaurant: HuHot, Chick-Fil-A

Phone App: Snapchat

Pro teams: L.A. Chargers, St. Louis Cardinals

Celebrity: Tim Tebow



14 - - Carter Kingsbury

Guard

6-4, 225, Redshirt Freshman


Ponca, Nebraska

Brewster Academy (NH)

Hawk Item -- Preferred walk-on.

2021-22 -- Redshirted.

High School -- All-time leading scorer (1,771 points) at Ponca High School and points in a season (595 points)... also holds the school record for field goals made in a career (577) and single-season (195), free throws made in a season (145), free throw percentage in a season (81.8%) and a career (78%), and 3-pointers made in a game (8), a season (64), and career (236)... four-time all-conference honoree... voted to the all-state tournament team three times... recognized on the all-state team three times, including twice earning first team distinction... Coaches Award winner his senior season at Brewster Academy... averaged 21.3 points, seven rebounds, 3.9 assists, 1.1 steals and a block his senior year... averaged 18.6 points, 5.7 rebounds, 2.4 assists and 1.1 steals his junior year... averaged 11.5 points, four rebounds, 1.2 assists his sophomore season... team member of Ponca High School's state championship teams as a freshman (2017) and sophomore (2018) and third place team as a junior (2019)... won a conference title in 2018 as a sophomore and at Brewster Academy in 2021... four-year lettermen in football playing tight end and defensive end... lettered two years in baseball (P, 1B, 3B) and golf... Brewster Academy Magna Cum Laude... four-year Honor Roll student at Ponca HS... Future Business Leaders of America Vice President his junior and senior year.



Personal -- Born 5/23/01... Sports Studies major... parents are Stacie Kingsbury and Chris and Abbey Kingsbury... father was a three-year lettermen playing basketball at Iowa... has six siblings: Logan, Sam, Ashlyn, Ava, Henry, Archie... father, Chris, played professional basketball in the CBA, IBL, and overseas in Italy... grandfather, Jim, played football at the University of South Dakota... great uncle, John, played baseball at the University of South Dakota... Ponca HS head coach was Adam Poulosky... Brewster Academy head coach was Jason Smith... Iowa Barnstormers AAU Coach was Brandi Wingert.

KINGSBURY'S FAVORITES

Movies: *The Blind Side, Lone Survivor*

TV: *Friends, The Office*

Snack: Cosmic Brownie

Hobbies: Piano/guitar, video games

Website: YouTube

Restaurant: HuHot, Chick-Fil-A


Phone App: Snapchat

Pro teams: L.A. Chargers, St. Louis Cardinals

Celebrity: Tim Tebow

25 - - Luc Laketa

Guard
6-5, 180, Sophomore
Concord, Michigan
Hanover Horton (MI)/
Winchendon (MA)



Hawk Item -- Preferred walk-on... father, Parker, coached alongside Fran McCaffery at Notre Dame for seven seasons in the 1990's... competed against and met classmate, Riley Mulvey (St. Thomas More), for the first time a couple days after verbally committing to Iowa... Laketa's grandfather, Don, played basketball at Wichita State (1952-55) for head coach Ralph Miller, who eventually went on to become the head coach at Iowa (1964-70).

2021-22 -- Competed in 12 games... sank one 3-pointer in three contests (Alabama State, Western Michigan, Northwestern)... made 3-of-5 (.600) from 3-point range... his 3-pointer in the final seconds against Northwestern in the Big Ten Tournament Second Round was the team's 19th of the game, establishing a new single-game record in the tournament... letterwinner.

High School -- Reclassified to 2021 after the end of his senior season was cut short due to the COVID-19 pandemic... was an all-district honoree his junior season, averaging 13.5 points, five rebounds, three assists, and two steals on Hanover Horton High School's team that went 24-2... an all-state selection as a senior, averaging 15 points (shooting 60 percent from the field, including 45 percent from 3-point range), 5.3 rebounds, 3.1 assists, and 1.5 steals on a 21-1 team that was surging before COVID-19 canceled the 2020 postseason state tournament... tallied a career-high 31 points in the 2018 regional championship state tournament game... member of high school team that won its conference championship as a sophomore, junior, and senior, and placed second as a freshman... also was a four-year soccer letterwinner, two-year lettermen in baseball, and competed on the golf team... off the field, Laketa participated in the Community Service Club.

Personal -- Born 8/23/01... Pre-Business major... parents are Parker and Brigitte Laketa... father played basketball at Kansas State... mother competed in gymnastics at Western Michigan... has two older brothers, Parker and Preston, and a twin brother, Rhett... brother, Parker, played lacrosse at Western Michigan... brother, Preston, played basketball at Alma College and Carthage College... twin, Rhett, plays basketball at North Central College... Hanover Horton HS head coach was Chad Mortimer... The Winchendon School head coach was Kevin Kehoe... AAU Coach was his father, Parker.

LAKETA'S FAVORITES

- Movie(s):** *The Wolf of Wall Street, Inglourious Basterds*
- TV Show(s):** *Ozark, Breaking Bad*
- Snack:** Nilla Wafers
- Hobbies:** Watch sports, travel, lake day
- Website:** YouTube
- Restaurant(s):** Five Guys, Aurelio's Pizza
- Band/Musician:** Juice WRLD
- Phone App:** SoundCloud
- Pro Team(s):** Chicago Bulls, Bears, Blackhawks, White Sox
- Technological Gadget:** PlayStation 4
- Celebrity:** Shaquille O'Neal, Kobe Bryant

2 - - Amariion Nimmers

Guard
6-2, 173, Freshman
Rock Island, Illinois
Rock Island HS



High School -- Team MVP and captain all four years... first team all-state, all-conference and all-district his sophomore to senior year... conference points per game leader his junior and senior year... Illinois Player of the Year and Illinois Male Athlete of the Year Finalist as a senior... averaged 24.5 points, 7.5 rebounds, 3.5 assists and two steals as a senior... shot 62 percent from the field and 44 percent from 3-point range his senior year... holds schools records for most points scored in a game and season, and most dunks in a season and double doubles as a guard... second leading scorer in school history... member of Rock Island High School's team that won two conference championships as a sophomore and junior, and runner-up his senior season.

Personal -- Born 9/16//23... Pre-Business major... parents are Onady Sysompheng and Lamonte Nimmers... has two siblings, Jamir and Kaniyah... brother, Jamir, played is a sophomore on Cleveland State's basketball team... high school coach was Marc Polite... junior college coach was Brendan Mullins.

NIMMERS' FAVORITES

- Movie:** *Venom*
- TV Show:** *Stranger Things*
- Snack:** Fruit
- Hobbies:** Video games, working out, hanging with friends
- Website:** YouTube
- App:** Tiktok
- Restaurant:** Chipotle
- Artists:** Giveon, Lil Durk, Youngboy
- Technology Gadget:** iPhone
- Celebrity:** LeBron James
- Holiday:** Christmas
- Vacation:** Lake of Ozarks
- Ice Cream Flavor:** Smurf

**LUC LAKETA**

2021-22

| Opponent | Min. | FG-FGA | PCT | 3-PT. FG | PCT | FT-FTA | PCT | REB | PF | AST | TO | BLK | STL | PTS |
|--------------------|------------|------------|-------------|------------|-------------|------------|-------------|------------|----------|----------|----------|----------|----------|------------|
| Longwood | 3` | 0-0 | .000 | 0-0 | .000 | 0-0 | .000 | 0 | 0 | 0 | 0 | 0 | 0 | 0 |
| Kansas City | 5 | 0-1 | .000 | 0-1 | .000 | 0-0 | .000 | 0 | 0 | 0 | 0 | 0 | 0 | 0 |
| Alabama State | 2 | 1-1 | 1.000 | 1-1 | 1.000 | 0-0 | .000 | 0 | 0 | 0 | 0 | 0 | 0 | 3 |
| Western Michigan | 6 | 1-1 | 1.000 | 1-1 | 1.000 | 0-0 | .000 | 0 | 0 | 0 | 0 | 0 | 1 | 3 |
| Portland State | 2 | 0-1 | .000 | 0-0 | .000 | 0-0 | .000 | 1 | 0 | 0 | 0 | 0 | 0 | 0 |
| SE Louisiana | 3 | 0-0 | .000 | 0-0 | .000 | 0-0 | .000 | 0 | 0 | 1 | 1 | 0 | 0 | 0 |
| Western Illinois | 2 | 0-0 | .000 | 0-0 | .000 | 0-0 | .000 | 0 | 0 | 0 | 0 | 0 | 0 | 0 |
| at Maryland | 2 | 0-0 | .000 | 0-0 | .000 | 0-0 | .000 | 0 | 0 | 0 | 0 | 0 | 0 | 0 |
| Nebraska | 1 | 0-0 | .000 | 0-0 | .000 | 0-0 | .000 | 0 | 0 | 0 | 0 | 0 | 0 | 0 |
| Michigan State | 2 | 0-0 | .000 | 0-0 | .000 | 0-0 | .000 | 0 | 0 | 0 | 2 | 0 | 1 | 0 |
| Northwestern | 3 | 0-1 | .000 | 0-1 | .000 | 0-0 | .000 | 0 | 1 | 0 | 0 | 0 | 0 | 0 |
| vs. Northwestern | 4 | 1-1 | 1.000 | 1-1 | 1.000 | 0-0 | .000 | 1 | 0 | 0 | 0 | 0 | 0 | 3 |
| Totals = 12 | 34 | 3-6 | .500 | 3-5 | .600 | 0-0 | .000 | 2 | 1 | 1 | 3 | 0 | 2 | 9 |
| | 2.8 | | | | | | | 0.2 | | | | | | 0.8 |

CONNOR MCCAFFERY

2017-18

| Opponent | Min. | FG-FGA | PCT | 3-PT. FG | PCT | FT-FTA | PCT | REB | PF | AST | TO | BLK | STL | PTS |
|-------------------|-------------|------------|-------------|------------|-------------|------------|-------------|------------|----------|----------|----------|----------|----------|------------|
| Southern | 17 | 1-1 | 1.000 | 1-1 | 1.000 | 2-3 | .667 | 3 | 0 | 4 | 1 | 0 | 1 | 5 |
| vs. Drake | 9 | 0-0 | .000 | 0-0 | .000 | 0-0 | .000 | 0 | 0 | 0 | 0 | 0 | 0 | 0 |
| Southern Utah | 15 | 0-1 | .000 | 0-1 | .000 | 0-0 | .000 | 1 | 1 | 2 | 0 | 0 | 1 | 0 |
| vs. Colorado | 12 | 1-1 | 1.000 | 0-0 | .000 | 1-1 | 1.000 | 0 | 1 | 1 | 3 | 0 | 1 | 3 |
| Totals = 4 | 53 | 2-3 | .667 | 1-2 | .500 | 3-4 | .750 | 4 | 2 | 7 | 4 | 0 | 2 | 8 |
| | 13.3 | | | | | | | 1.0 | | | | | | 2.0 |

2018-19

| Opponent | Min. | FG-FGA | PCT | 3-PT. FG | PCT | FT-FTA | PCT | REB | PF | AST | TO | BLK | STL | PTS |
|--------------------|-------------|--------------|-------------|-------------|-------------|--------------|-------------|------------|-----------|------------|-----------|----------|-----------|------------|
| UMKC | 19 | 1-2 | .500 | 0-1 | .000 | 5-5 | 1.000 | 0 | 1 | 3 | 0 | 0 | 0 | 7 |
| Green Bay | 25 | 2-4 | .500 | 0-1 | .000 | 7-8 | .875 | 1 | 3 | 3 | 1 | 0 | 2 | 11 |
| vs. Oregon | 15 | 1-3 | .333 | 1-1 | 1.000 | 4-4 | 1.000 | 1 | 4 | 1 | 1 | 0 | 0 | 7 |
| vs. Connecticut | 29 | 5-8 | .625 | 0-1 | .000 | 9-11 | .818 | 3 | 3 | 5 | 1 | 0 | 0 | 19 |
| Alabama State | 22 | 3-4 | .750 | 0-0 | .000 | 3-4 | .750 | 1 | 2 | 7 | 2 | 0 | 1 | 9 |
| Pittsburgh | 20 | 0-3 | .000 | 0-1 | .000 | 1-2 | .000 | 2 | 3 | 4 | 0 | 0 | 0 | 1 |
| Wisconsin | 22 | 2-3 | .667 | 0-1 | .000 | 2-2 | 1.000 | 1 | 1 | 1 | 1 | 0 | 0 | 6 |
| at Michigan State | 19 | 0-5 | .000 | 0-2 | .000 | 1-3 | .333 | 4 | 3 | 3 | 1 | 0 | 0 | 1 |
| Iowa State | 21 | 2-5 | .400 | 0-0 | .000 | 8-8 | 1.000 | 3 | 3 | 5 | 2 | 1 | 0 | 12 |
| vs. Northern Iowa | 19 | 0-1 | .000 | 0-0 | .000 | 0-0 | .000 | 3 | 0 | 1 | 2 | 0 | 2 | 0 |
| Western Carolina | 23 | 1-1 | 1.000 | 0-0 | .000 | 7-10 | .700 | 3 | 0 | 5 | 2 | 0 | 1 | 9 |
| Bryant | 12 | 0-0 | .000 | 0-0 | .000 | 3-4 | .750 | 0 | 3 | 2 | 1 | 1 | 1 | 3 |
| at Purdue | 18 | 0-3 | .000 | 0-1 | .000 | 0-0 | .000 | 3 | 0 | 3 | 1 | 0 | 0 | 0 |
| Nebraska | 12 | 0-1 | .000 | 0-0 | .000 | 0-0 | .000 | 3 | 4 | 1 | 1 | 0 | 0 | 0 |
| at Northwestern | 18 | 2-6 | .333 | 0-0 | .000 | 1-1 | 1.000 | 2 | 1 | 4 | 1 | 0 | 1 | 5 |
| Ohio State | 14 | 0-1 | .000 | 0-0 | .000 | 1-2 | .500 | 1 | 1 | 0 | 1 | 0 | 1 | 1 |
| at Penn State | 25 | 1-4 | .250 | 0-2 | .000 | 1-2 | .500 | 2 | 1 | 2 | 1 | 0 | 2 | 3 |
| Illinois | 21 | 1-2 | .500 | 0-0 | .000 | 1-2 | .500 | 1 | 2 | 8 | 2 | 0 | 0 | 3 |
| Michigan State | 21 | 1-5 | .200 | 0-0 | .000 | 2-2 | 1.000 | 2 | 2 | 5 | 0 | 0 | 1 | 4 |
| at Minnesota | 19 | 0-1 | .000 | 0-1 | .000 | 1-2 | .500 | 1 | 3 | 3 | 0 | 0 | 1 | 1 |
| Michigan | 17 | 1-2 | .500 | 0-0 | .000 | 2-2 | 1.000 | 1 | 3 | 0 | 1 | 0 | 1 | 4 |
| at Indiana | 15 | 1-1 | 1.000 | 0-0 | .000 | 1-2 | .500 | 1 | 0 | 0 | 1 | 0 | 3 | 3 |
| Northwestern | 18 | 1-2 | .500 | 1-2 | .500 | 0-0 | .000 | 2 | 2 | 5 | 1 | 0 | 1 | 3 |
| at Rutgers | 16 | 0-2 | .000 | 0-1 | .000 | 2-2 | 1.000 | 0 | 1 | 0 | 1 | 0 | 0 | 2 |
| Maryland | 17 | 2-3 | .667 | 0-1 | .000 | 2-3 | .667 | 2 | 0 | 4 | 4 | 0 | 0 | 6 |
| Indiana | 24 | 0-0 | .000 | 0-0 | .000 | 1-2 | .500 | 1 | 2 | 5 | 1 | 0 | 1 | 1 |
| at Ohio State | 18 | 1-3 | .333 | 0-1 | .000 | 0-0 | .000 | 1 | 4 | 3 | 1 | 1 | 1 | 2 |
| Rutgers | 17 | 1-3 | .333 | 0-0 | .000 | 3-6 | .500 | 1 | 3 | 2 | 2 | 0 | 0 | 5 |
| at Wisconsin | 17 | 1-6 | .167 | 1-3 | .333 | 3-4 | .750 | 1 | 1 | 1 | 3 | 0 | 0 | 6 |
| at Nebraska | 16 | 2-4 | .500 | 1-3 | .333 | 1-2 | .500 | 1 | 2 | 2 | 3 | 0 | 1 | 6 |
| vs. Illinois | 20 | 1-2 | .500 | 1-1 | 1.000 | 0-1 | .000 | 0 | 2 | 8 | 1 | 0 | 1 | 3 |
| vs. Michigan | 20 | 1-5 | .200 | 0-3 | .000 | 1-1 | 1.000 | 1 | 1 | 2 | 2 | 0 | 0 | 3 |
| vs. Cincinnati | 11 | 1-2 | .500 | 1-2 | .500 | 0-0 | .000 | 0 | 0 | 2 | 1 | 0 | 0 | 3 |
| vs. Tennessee | 13 | 0-0 | .000 | 0-0 | .000 | 0-0 | .000 | 0 | 0 | 2 | 0 | 0 | 1 | 0 |
| Totals = 34 | 633 | 35-97 | .361 | 6-29 | .207 | 73-97 | .753 | 49 | 61 | 102 | 43 | 3 | 23 | 149 |
| | 18.6 | | | | | | | 1.4 | | | | | | 4.4 |

INDIVIDUAL CAREER GAME-BY-GAME STATS



2019-20

| Opponent | Min. | FG-FGA | PCT | 3-PT. FG | PCT | FT-FTA | PCT | REB | PF | AST | TO | BLK | STL | PTS |
|---------------------|-------------|---------------|-------------|--------------|-------------|--------------|-------------|------------|-----------|------------|-----------|----------|-----------|------------|
| SIUE * | 23 | 2-4 | .500 | 1-2 | .500 | 2-2 | 1.000 | 1 | 1 | 3 | 1 | 0 | 1 | 7 |
| DePaul * | 24 | 1-3 | .333 | 1-2 | .500 | 6-6 | 1.000 | 0 | 3 | 3 | 2 | 0 | 0 | 9 |
| Oral Roberts * | 28 | 3-6 | .500 | 0-2 | .000 | 4-5 | .800 | 3 | 3 | 7 | 1 | 0 | 2 | 10 |
| North Florida * | 23 | 0-2 | .000 | 0-2 | .000 | 0-0 | .000 | 3 | 2 | 7 | 1 | 1 | 0 | 0 |
| Cal Poly * | 29 | 2-4 | .500 | 0-1 | .000 | 2-2 | 1.000 | 2 | 0 | 7 | 2 | 0 | 3 | 6 |
| vs. Texas Tech * | 25 | 2-6 | .333 | 1-4 | .250 | 0-0 | .000 | 5 | 5 | 4 | 0 | 0 | 1 | 5 |
| vs. San Diego * | 28 | 5-7 | .714 | 2-3 | .667 | 3-4 | .750 | 5 | 4 | 3 | 0 | 0 | 0 | 15 |
| at Syracuse * | 36 | 2-6 | .333 | 1-4 | .250 | 0-0 | .000 | 5 | 2 | 4 | 0 | 0 | 1 | 5 |
| at Michigan * | 30 | 4-8 | .500 | 0-2 | .000 | 4-5 | .800 | 7 | 4 | 3 | 0 | 0 | 0 | 12 |
| Minnesota * | 31 | 2-7 | .286 | 2-4 | .500 | 2-2 | 1.000 | 4 | 2 | 0 | 2 | 0 | 2 | 8 |
| at Iowa State * | 31 | 3-6 | .500 | 1-3 | .333 | 5-5 | 1.000 | 7 | 1 | 2 | 1 | 0 | 1 | 12 |
| vs. Cincinnati * | 28 | 0-4 | .000 | 0-1 | .000 | 3-6 | .500 | 9 | 3 | 3 | 2 | 1 | 1 | 3 |
| Kennesaw State * | 29 | 2-8 | .250 | 1-4 | .250 | 0-2 | .000 | 3 | 2 | 2 | 0 | 1 | 2 | 5 |
| vs. Penn State * | 29 | 1-6 | .167 | 1-3 | .333 | 0-0 | .000 | 4 | 3 | 4 | 0 | 0 | 0 | 3 |
| at Nebraska * | 37 | 3-8 | .375 | 3-7 | .429 | 0-2 | .000 | 2 | 4 | 4 | 0 | 0 | 3 | 9 |
| Maryland * | 31 | 1-7 | .143 | 1-3 | .333 | 0-0 | .000 | 3 | 2 | 2 | 1 | 0 | 1 | 3 |
| at Northwestern * | 31 | 3-5 | .600 | 2-3 | .667 | 0-0 | .000 | 7 | 3 | 3 | 1 | 0 | 0 | 8 |
| Michigan * | 34 | 0-2 | .000 | 0-0 | .000 | 0-0 | .000 | 13 | 2 | 5 | 2 | 0 | 1 | 0 |
| Rutgers * | 24 | 0-4 | .000 | 0-3 | .000 | 4-4 | 1.000 | 4 | 3 | 3 | 2 | 0 | 0 | 4 |
| Wisconsin * | 30 | 0-4 | .000 | 0-4 | .000 | 3-4 | .750 | 6 | 2 | 2 | 1 | 0 | 0 | 3 |
| at Maryland * | 28 | 1-3 | .333 | 1-2 | .500 | 0-0 | .000 | 6 | 5 | 5 | 1 | 0 | 0 | 3 |
| Illinois * | 38 | 3-5 | .600 | 3-5 | .600 | 0-0 | .000 | 3 | 2 | 7 | 0 | 0 | 3 | 9 |
| at Purdue * | 27 | 0-5 | .000 | 0-4 | .000 | 0-0 | .000 | 3 | 2 | 2 | 1 | 0 | 0 | 0 |
| Nebraska * | 27 | 3-6 | .500 | 2-4 | .500 | 0-0 | .000 | 0 | 3 | 4 | 0 | 0 | 3 | 8 |
| at Indiana * | 35 | 0-4 | .000 | 0-2 | .000 | 4-4 | 1.000 | 2 | 4 | 2 | 2 | 0 | 1 | 4 |
| at Minnesota * | 39 | 1-5 | .200 | 1-3 | .333 | 3-4 | .750 | 4 | 1 | 7 | 0 | 0 | 1 | 6 |
| Ohio State * | 35 | 1-3 | .333 | 1-3 | .333 | 0-0 | .000 | 1 | 1 | 4 | 1 | 0 | 2 | 3 |
| at Michigan State * | 38 | 4-8 | .500 | 2-5 | .400 | 1-2 | .500 | 2 | 1 | 7 | 0 | 0 | 3 | 11 |
| Penn State * | 28 | 2-2 | 1.000 | 2-2 | 1.000 | 0-1 | .000 | 2 | 3 | 4 | 0 | 0 | 1 | 6 |
| Purdue * | 28 | 2-8 | .250 | 2-8 | .250 | 0-0 | .000 | 3 | 4 | 3 | 2 | 0 | 2 | 6 |
| at Illinois * | 29 | 2-4 | .500 | 2-2 | 1.000 | 4-4 | 1.000 | 5 | 3 | 8 | 1 | 0 | 0 | 10 |
| Totals = 31 | 933 | 55-160 | .344 | 33-97 | .340 | 50-64 | .781 | 124 | 80 | 124 | 27 | 3 | 35 | 193 |
| | 30.1 | | | | | | | 4.0 | | | | | | 6.2 |

2020-21

| Opponent | Min. | FG-FGA | PCT | 3-PT. FG | PCT | FT-FTA | PCT | REB | PF | AST | TO | BLK | STL | PTS |
|---------------------|-------------|---------------|-------------|--------------|-------------|--------------|-------------|------------|-----------|------------|-----------|----------|-----------|------------|
| N.C. Central * | 20 | 1-2 | .500 | 1-2 | .500 | 0-0 | .000 | 3 | 3 | 4 | 1 | 0 | 1 | 3 |
| Southern * | 26 | 2-2 | 1.000 | 1-1 | 1.000 | 2-2 | 1.000 | 6 | 2 | 5 | 1 | 1 | 0 | 7 |
| Western Illinois * | 23 | 1-3 | .333 | 0-2 | .000 | 0-0 | .000 | 6 | 2 | 6 | 1 | 0 | 1 | 2 |
| North Carolina * | 17 | 0-0 | .000 | 0-0 | .000 | 0-0 | .000 | 2 | 4 | 2 | 0 | 0 | 2 | 0 |
| Iowa State * | 23 | 1-6 | .167 | 0-4 | .000 | 5-6 | .833 | 6 | 1 | 2 | 0 | 0 | 0 | 7 |
| Northern Illinois * | 20 | 2-4 | .500 | 1-3 | .333 | 0-2 | .000 | 4 | 1 | 7 | 1 | 0 | 0 | 5 |
| vs. Gonzaga * | 25 | 1-2 | .500 | 0-0 | .000 | 1-2 | .500 | 3 | 4 | 2 | 1 | 0 | 1 | 3 |
| Purdue * | 24 | 1-5 | .200 | 0-4 | .000 | 0-0 | .000 | 3 | 3 | 6 | 4 | 0 | 1 | 2 |
| at Minnesota * | 34 | 1-2 | .500 | 1-2 | .500 | 0-0 | .000 | 2 | 3 | 6 | 0 | 0 | 1 | 3 |
| Northwestern * | 22 | 0-3 | .000 | 0-2 | .000 | 1-2 | .500 | 5 | 3 | 5 | 1 | 0 | 0 | 1 |
| at Rutgers | 3 | 0-0 | .000 | 0-0 | .000 | 0-0 | .000 | 0 | 0 | 0 | 1 | 0 | 0 | 0 |
| at Maryland | 26 | 2-6 | .333 | 2-4 | .500 | 0-0 | .000 | 5 | 2 | 10 | 0 | 0 | 1 | 6 |
| Minnesota * | 19 | 1-2 | .500 | 1-1 | 1.000 | 0-1 | .000 | 1 | 4 | 2 | 0 | 0 | 2 | 3 |
| at Northwestern * | 23 | 1-2 | .500 | 0-1 | .000 | 1-2 | .500 | 4 | 3 | 4 | 0 | 0 | 0 | 3 |
| Indiana * | 30 | 2-5 | .400 | 1-2 | .500 | 0-0 | .000 | 2 | 5 | 4 | 0 | 0 | 1 | 5 |
| at Illinois * | 32 | 4-9 | .444 | 2-5 | .400 | 1-1 | 1.000 | 3 | 3 | 5 | 2 | 0 | 1 | 11 |
| Michigan State * | 19 | 1-7 | .143 | 0-4 | .000 | 0-1 | .000 | 2 | 1 | 3 | 2 | 0 | 0 | 2 |
| Ohio State * | 27 | 1-5 | .200 | 1-4 | .250 | 0-1 | .000 | 2 | 2 | 3 | 1 | 0 | 1 | 3 |
| at Indiana * | 24 | 1-1 | 1.000 | 1-1 | 1.000 | 0-0 | .000 | 2 | 4 | 1 | 0 | 0 | 0 | 3 |
| Rutgers * | 13 | 0-1 | .000 | 0-0 | .000 | 0-0 | .000 | 1 | 2 | 1 | 1 | 0 | 0 | 0 |
| at Michigan State * | 23 | 6-8 | .750 | 4-6 | .667 | 0-0 | .000 | 2 | 3 | 2 | 2 | 0 | 0 | 16 |
| at Wisconsin * | 23 | 1-1 | 1.000 | 0-0 | .000 | 2-4 | .500 | 5 | 3 | 2 | 3 | 0 | 0 | 4 |
| Penn State * | 30 | 1-4 | .250 | 1-3 | .333 | 1-1 | 1.000 | 4 | 2 | 2 | 1 | 0 | 0 | 4 |
| at Michigan * | 17 | 0-2 | .000 | 0-1 | .000 | 0-0 | .000 | 8 | 1 | 1 | 0 | 0 | 0 | 0 |
| at Ohio State * | 23 | 1-4 | .250 | 0-1 | .000 | 0-0 | .000 | 1 | 4 | 5 | 1 | 0 | 0 | 2 |
| Nebraska * | 24 | 1-8 | .125 | 1-7 | .143 | 0-0 | .000 | 2 | 1 | 8 | 1 | 0 | 2 | 3 |
| Wisconsin * | 31 | 0-2 | .000 | 0-1 | .000 | 1-2 | .500 | 3 | 3 | 3 | 0 | 0 | 0 | 1 |
| vs. Wisconsin * | 28 | 0-3 | .000 | 0-3 | .000 | 0-0 | .000 | 4 | 3 | 6 | 1 | 0 | 3 | 0 |
| vs. Illinois * | 27 | 0-0 | .000 | 0-0 | .000 | 2-2 | 1.000 | 5 | 4 | 3 | 2 | 1 | 0 | 2 |
| vs. Grand Canyon * | 13 | 0-2 | .000 | 0-1 | .000 | 0-0 | .000 | 0 | 4 | 1 | 0 | 0 | 1 | 0 |
| vs. Oregon * | 12 | 0-1 | .000 | 0-0 | .000 | 0-0 | .000 | 1 | 1 | 1 | 2 | 0 | 0 | 0 |
| Totals = 31 | 704 | 33-102 | .324 | 18-65 | .277 | 17-29 | .586 | 97 | 81 | 112 | 30 | 2 | 19 | 101 |
| | 22.7 | | | | | | | 3.1 | | | | | | 3.3 |

**2021-22**

| Opponent | Min. | FG-FGA | PCT | 3-PT. FG | PCT | FT-FTA | PCT | REB | PF | AST | TO | BLK | STL | PTS |
|--------------------|-------------|--------------|-------------|--------------|-------------|--------------|-------------|------------|-----------|-----------|-----------|----------|-----------|------------|
| Longwood | 14 | 1-1 | 1.000 | 1-1 | 1.000 | 0-0 | .000 | 7 | 0 | 0 | 0 | 0 | 0 | 3 |
| Kansas City | 13 | 0-1 | .000 | 0-1 | .000 | 0-0 | .000 | 3 | 1 | 3 | 0 | 0 | 0 | 0 |
| N.C. Central | 21 | 0-1 | .000 | 0-1 | .000 | 2-2 | 1.000 | 1 | 3 | 3 | 1 | 0 | 1 | 2 |
| Alabama State * | 18 | 1-1 | 1.000 | 0-0 | .000 | 1-2 | .500 | 4 | 2 | 3 | 1 | 0 | 1 | 3 |
| Western Michigan * | 22 | 0-3 | .000 | 0-3 | .000 | 0-0 | .000 | 2 | 1 | 2 | 0 | 0 | 0 | 0 |
| Portland State | 19 | 0-1 | .000 | 0-0 | .000 | 0-0 | .000 | 3 | 2 | 7 | 0 | 0 | 2 | 0 |
| at Virginia | 13 | 0-1 | .000 | 0-1 | .000 | 0-0 | .000 | 3 | 0 | 2 | 0 | 0 | 0 | 0 |
| at Purdue | 19 | 0-5 | .000 | 0-5 | .000 | 0-0 | .000 | 2 | 2 | 1 | 0 | 0 | 1 | 0 |
| Illinois | 15 | 1-2 | .500 | 1-2 | .500 | 0-0 | .000 | 0 | 3 | 1 | 0 | 0 | 1 | 3 |
| at Iowa State | 8 | 0-0 | .000 | 0-0 | .000 | 0-0 | .000 | 1 | 0 | 1 | 1 | 0 | 0 | 0 |
| vs. Utah State | 16 | 0-1 | .000 | 0-1 | .000 | 0-0 | .000 | 1 | 1 | 2 | 0 | 0 | 0 | 0 |
| SELouisiana | 18 | 1-1 | 1.000 | 1-1 | 1.000 | 2-4 | .500 | 8 | 1 | 2 | 1 | 0 | 0 | 5 |
| Western Illinois | 10 | 0-0 | .000 | 0-0 | .000 | 0-0 | .000 | 1 | 0 | 0 | 0 | 0 | 0 | 0 |
| Maryland | 18 | 0-1 | .000 | 0-1 | .000 | 1-2 | .500 | 1 | 3 | 1 | 1 | 0 | 1 | 1 |
| at Wisconsin | 15 | 0-0 | .000 | 0-0 | .000 | 0-0 | .000 | 1 | 5 | 2 | 0 | 0 | 1 | 0 |
| Indiana | 20 | 1-2 | .500 | 1-2 | .500 | 2-2 | 1.000 | 1 | 1 | 1 | 0 | 0 | 3 | 5 |
| at Rutgers | 9 | 0-1 | .000 | 0-1 | .000 | 0-0 | .000 | 3 | 2 | 0 | 1 | 0 | 0 | 0 |
| Penn State | 16 | 0-3 | .000 | 0-2 | .000 | 0-0 | .000 | 3 | 1 | 3 | 1 | 0 | 0 | 0 |
| Purdue | 10 | 0-3 | .000 | 0-3 | .000 | 0-0 | .000 | 1 | 0 | 1 | 0 | 0 | 0 | 0 |
| at Penn State | 16 | 4-8 | .500 | 4-7 | .571 | 0-0 | .000 | 6 | 2 | 0 | 0 | 0 | 3 | 12 |
| at Maryland | 4 | 0-0 | .000 | 0-0 | .000 | 0-0 | .000 | 1 | 1 | 0 | 0 | 0 | 0 | 0 |
| Nebraska | 19 | 1-4 | .250 | 1-4 | .250 | 0-0 | .000 | 4 | 3 | 3 | 1 | 0 | 0 | 3 |
| Michigan | 16 | 0-0 | .000 | 0-0 | .000 | 0-0 | .000 | 4 | 2 | 4 | 0 | 0 | 1 | 0 |
| at Ohio State | 21 | 1-1 | 1.000 | 1-1 | 1.000 | 0-0 | .000 | 3 | 3 | 2 | 0 | 0 | 0 | 3 |
| Michigan State | 9 | 2-2 | 1.000 | 2-2 | 1.000 | 0-0 | .000 | 0 | 1 | 1 | 0 | 0 | 0 | 6 |
| at Nebraska | 24 | 3-3 | 1.000 | 3-3 | 1.000 | 2-3 | .667 | 1 | 1 | 1 | 2 | 0 | 0 | 11 |
| Northwestern * | 33 | 5-10 | .500 | 5-9 | .556 | 2-2 | 1.000 | 4 | 3 | 2 | 0 | 0 | 1 | 17 |
| at Michigan | 23 | 0-1 | .000 | 0-1 | .000 | 0-0 | .000 | 1 | 2 | 2 | 0 | 0 | 1 | 0 |
| at Illinois * | 24 | 0-1 | .000 | 0-1 | .000 | 0-0 | .000 | 1 | 2 | 1 | 1 | 0 | 0 | 0 |
| vs. Northwestern | 15 | 2-3 | .667 | 1-2 | .500 | 0-0 | .000 | 2 | 0 | 3 | 0 | 0 | 0 | 5 |
| vs. Rutgers | 24 | 1-3 | .333 | 1-3 | .333 | 0-0 | .000 | 2 | 2 | 5 | 1 | 0 | 0 | 3 |
| vs. Indiana | 14 | 0-2 | .000 | 0-2 | .000 | 0-0 | .000 | 2 | 2 | 3 | 0 | 0 | 0 | 0 |
| vs. Purdue | 16 | 1-4 | .250 | 0-3 | .000 | 1-1 | 1.000 | 4 | 1 | 1 | 0 | 0 | 0 | 3 |
| vs. Richmond | 23 | 0-2 | .000 | 0-2 | .000 | 0-0 | .000 | 3 | 0 | 3 | 1 | 0 | 0 | 0 |
| Totals = 34 | 580 | 25-72 | .347 | 22-65 | .338 | 13-18 | .722 | 85 | 53 | 65 | 13 | 0 | 17 | 85 |
| | 17.1 | | | | | | | 2.5 | | | | | | 2.5 |

PATRICK MCCAFFERY**2019-20**

| Opponent | Min. | FG-FGA | PCT | 3-PT. FG | PCT | FT-FTA | PCT | REB | PF | AST | TO | BLK | STL | PTS |
|-------------------|-------------|-------------|-------------|------------|-------------|------------|-------------|------------|----------|----------|----------|----------|----------|------------|
| SIUE | 16 | 2-7 | .286 | 0-3 | .000 | 0-0 | .000 | 4 | 0 | 0 | 0 | 0 | 0 | 4 |
| DePaul | 11 | 1-3 | .333 | 0-1 | .000 | 0-0 | .000 | 1 | 2 | 1 | 0 | 0 | 1 | 2 |
| Totals = 2 | 27 | 3-10 | .300 | 0-4 | .000 | 0-0 | .000 | 5 | 2 | 1 | 0 | 0 | 1 | 6 |
| | 13.4 | | | | | | | 2.5 | | | | | | 3.0 |



INDIVIDUAL CAREER GAME-BY-GAME STATS



2020-21

| Opponent | Min. | FG-FGA | PCT | 3-PT. FG | PCT | FT-FTA | PCT | REB | PF | AST | TO | BLK | STL | PTS |
|--------------------|-------------|---------------|-------------|--------------|-------------|--------------|-------------|------------|-----------|-----------|-----------|-----------|-----------|------------|
| N.C. Central | 21 | 5-10 | .500 | 1-4 | .250 | 5-8 | .625 | 3 | 0 | 1 | 0 | 1 | 1 | 16 |
| Southern | 20 | 3-7 | .429 | 0-2 | .000 | 1-4 | .250 | 3 | 3 | 2 | 1 | 0 | 1 | 7 |
| Western Illinois | 15 | 3-9 | .333 | 1-4 | .250 | 3-4 | .750 | 6 | 2 | 3 | 0 | 0 | 0 | 10 |
| North Carolina | 11 | 0-3 | .000 | 0-3 | .000 | 0-0 | .000 | 4 | 0 | 2 | 0 | 0 | 1 | 0 |
| Iowa State | 17 | 1-4 | .250 | 1-1 | 1.000 | 3-4 | .750 | 5 | 0 | 0 | 1 | 1 | 2 | 6 |
| Northern Illinois | 21 | 4-9 | .444 | 2-5 | .400 | 4-4 | 1.000 | 4 | 2 | 2 | 0 | 1 | 0 | 14 |
| vs. Gonzaga | 10 | 0-1 | .000 | 0-0 | .000 | 0-0 | .000 | 0 | 1 | 0 | 0 | 0 | 0 | 0 |
| Purdue | 12 | 1-1 | 1.000 | 1-1 | 1.000 | 0-0 | .000 | 1 | 0 | 0 | 2 | 0 | 0 | 3 |
| at Minnesota | 13 | 1-5 | .200 | 0-1 | .000 | 3-4 | .750 | 4 | 1 | 0 | 1 | 0 | 0 | 5 |
| Northwestern | 14 | 2-3 | .667 | 0-1 | .000 | 0-0 | .000 | 4 | 1 | 2 | 2 | 1 | 0 | 4 |
| at Rutgers | 10 | 1-4 | .250 | 0-0 | .000 | 0-0 | .000 | 3 | 1 | 0 | 0 | 0 | 0 | 2 |
| at Maryland | 19 | 4-6 | .667 | 2-2 | 1.000 | 0-0 | .000 | 3 | 0 | 1 | 0 | 0 | 0 | 10 |
| Minnesota | 14 | 2-5 | .400 | 0-0 | .000 | 0-0 | .000 | 4 | 1 | 0 | 0 | 0 | 0 | 4 |
| at Northwestern | 13 | 1-2 | .500 | 0-1 | .000 | 3-4 | .750 | 1 | 0 | 1 | 0 | 2 | 0 | 5 |
| Indiana | 13 | 0-4 | .000 | 0-0 | .000 | 0-0 | .000 | 2 | 1 | 0 | 0 | 0 | 0 | 0 |
| at Illinois | 14 | 0-3 | .000 | 0-0 | .000 | 0-0 | .000 | 2 | 2 | 2 | 0 | 0 | 0 | 0 |
| Michigan State | 15 | 2-2 | 1.000 | 0-0 | .000 | 0-1 | .000 | 4 | 0 | 0 | 0 | 1 | 0 | 4 |
| Ohio State | 13 | 4-4 | 1.000 | 0-0 | .000 | 0-0 | .000 | 1 | 0 | 0 | 1 | 0 | 1 | 8 |
| at Indiana | 11 | 0-5 | .000 | 0-2 | .000 | 0-0 | .000 | 1 | 2 | 1 | 0 | 0 | 0 | 0 |
| Rutgers | 14 | 2-3 | .667 | 1-2 | .500 | 0-0 | .000 | 1 | 0 | 3 | 0 | 1 | 2 | 5 |
| at Michigan State | 19 | 3-7 | .429 | 0-1 | .000 | 0-0 | .000 | 5 | 0 | 1 | 0 | 0 | 1 | 6 |
| at Wisconsin | 11 | 1-2 | .500 | 0-1 | .000 | 0-0 | .000 | 1 | 0 | 0 | 1 | 1 | 0 | 2 |
| Penn State | 14 | 1-1 | 1.000 | 1-1 | 1.000 | 1-2 | .500 | 1 | 1 | 1 | 0 | 0 | 0 | 4 |
| at Michigan | 14 | 0-4 | .000 | 0-1 | .000 | 0-0 | .000 | 4 | 0 | 0 | 1 | 0 | 0 | 0 |
| at Ohio State | 13 | 1-4 | .250 | 0-1 | .000 | 2-2 | 1.000 | 0 | 0 | 2 | 0 | 0 | 1 | 4 |
| Nebraska | 20 | 8-13 | .615 | 3-6 | .500 | 0-0 | .000 | 6 | 1 | 0 | 1 | 0 | 0 | 19 |
| Wisconsin | 15 | 1-3 | .333 | 0-1 | .000 | 0-0 | .000 | 1 | 0 | 1 | 1 | 0 | 0 | 2 |
| vs. Wisconsin | 13 | 1-2 | .500 | 0-0 | .000 | 0-0 | .000 | 4 | 0 | 0 | 0 | 2 | 0 | 2 |
| vs. Illinois | 11 | 2-2 | 1.000 | 0-0 | .000 | 0-0 | .000 | 1 | 1 | 2 | 1 | 0 | 0 | 4 |
| vs. Grand Canyon | 15 | 2-3 | .667 | 0-0 | .000 | 2-2 | 1.000 | 2 | 0 | 0 | 0 | 0 | 0 | 6 |
| vs. Oregon | 20 | 4-6 | .667 | 0-2 | .000 | 2-2 | 1.000 | 2 | 0 | 1 | 0 | 1 | 1 | 10 |
| Totals = 31 | 454 | 60-137 | .438 | 13-43 | .302 | 29-41 | .707 | 83 | 20 | 28 | 13 | 12 | 11 | 162 |
| | 14.7 | | | | | | | 2.7 | | | | | | 5.2 |

2021-22

| Opponent | Min. | FG-FGA | PCT | 3-PT. FG | PCT | FT-FTA | PCT | REB | PF | AST | TO | BLK | STL | PTS |
|--------------------|-------------|----------------|-------------|---------------|-------------|--------------|-------------|------------|-----------|-----------|-----------|-----------|-----------|-------------|
| Longwood * | 22 | 3-6 | .500 | 0-3 | .000 | 5-6 | .833 | 4 | 0 | 4 | 2 | 0 | 0 | 11 |
| Kansas City * | 23 | 5-10 | .500 | 0-1 | .000 | 0-0 | .000 | 2 | 0 | 2 | 0 | 0 | 1 | 10 |
| N.C. Central * | 23 | 4-11 | .364 | 1-4 | .250 | 6-6 | 1.000 | 1 | 0 | 1 | 2 | 0 | 0 | 15 |
| Portland State * | 20 | 5-10 | .500 | 1-3 | .333 | 3-3 | 1.000 | 2 | 0 | 1 | 1 | 0 | 1 | 14 |
| at Virginia * | 24 | 3-6 | .500 | 1-1 | 1.000 | 0-0 | .000 | 3 | 0 | 3 | 0 | 1 | 1 | 7 |
| at Purdue * | 28 | 4-13 | .308 | 0-4 | .000 | 7-10 | .700 | 5 | 2 | 3 | 0 | 0 | 0 | 15 |
| Illinois * | 24 | 5-11 | .455 | 2-2 | 1.000 | 0-1 | .000 | 2 | 1 | 0 | 0 | 0 | 0 | 12 |
| at Iowa State * | 26 | 2-9 | .222 | 1-5 | .200 | 2-2 | 1.000 | 4 | 1 | 1 | 1 | 1 | 0 | 7 |
| vs. Utah State * | 21 | 5-9 | .556 | 1-3 | .333 | 1-2 | .500 | 6 | 1 | 3 | 1 | 0 | 2 | 12 |
| SE Louisiana * | 26 | 5-10 | .500 | 2-4 | .500 | 4-4 | 1.000 | 3 | 0 | 2 | 0 | 0 | 2 | 16 |
| Western Illinois * | 24 | 4-8 | .500 | 1-2 | .500 | 2-2 | 1.000 | 3 | 0 | 1 | 2 | 2 | 0 | 11 |
| Maryland * | 22 | 2-8 | .250 | 1-2 | .500 | 0-0 | .000 | 5 | 0 | 0 | 0 | 0 | 0 | 5 |
| at Wisconsin * | 26 | 4-10 | .400 | 0-2 | .000 | 2-3 | .667 | 7 | 4 | 3 | 0 | 1 | 0 | 10 |
| Indiana * | 20 | 1-4 | .250 | 0-0 | .000 | 3-4 | .750 | 1 | 0 | 0 | 0 | 0 | 3 | 5 |
| at Minnesota * | 31 | 4-11 | .364 | 2-5 | .400 | 2-4 | .500 | 3 | 0 | 1 | 1 | 0 | 1 | 12 |
| at Rutgers * | 27 | 4-12 | .333 | 1-5 | .200 | 2-4 | .500 | 3 | 0 | 2 | 0 | 1 | 1 | 11 |
| Penn State * | 30 | 4-9 | .444 | 3-6 | .500 | 0-0 | .000 | 2 | 1 | 4 | 0 | 2 | 2 | 11 |
| Purdue * | 30 | 5-9 | .556 | 1-5 | .200 | 0-0 | .000 | 4 | 1 | 1 | 0 | 0 | 0 | 11 |
| at Penn State * | 38 | 6-13 | .462 | 3-6 | .500 | 1-2 | .500 | 7 | 3 | 1 | 1 | 0 | 1 | 16 |
| Minnesota * | 29 | 8-14 | .571 | 2-3 | .667 | 0-0 | .000 | 7 | 0 | 0 | 0 | 1 | 0 | 18 |
| at Maryland * | 23 | 2-7 | .286 | 1-4 | .250 | 1-2 | .500 | 2 | 1 | 3 | 1 | 0 | 0 | 6 |
| Nebraska * | 25 | 3-10 | .300 | 0-4 | .000 | 3-4 | .750 | 5 | 1 | 4 | 1 | 0 | 2 | 9 |
| Michigan * | 27 | 6-11 | .545 | 0-2 | .000 | 1-1 | 1.000 | 5 | 1 | 1 | 2 | 1 | 0 | 13 |
| at Ohio State * | 20 | 2-8 | .250 | 0-1 | .000 | 3-5 | .600 | 5 | 0 | 2 | 1 | 1 | 0 | 7 |
| Michigan State * | 22 | 2-9 | .222 | 1-2 | .500 | 0-0 | .000 | 6 | 0 | 0 | 0 | 1 | 0 | 5 |
| at Nebraska * | 21 | 4-9 | .444 | 2-5 | .400 | 0-0 | .000 | 2 | 1 | 1 | 2 | 0 | 0 | 10 |
| at Michigan * | 18 | 2-6 | .333 | 0-2 | .000 | 0-0 | .000 | 4 | 1 | 1 | 0 | 1 | 1 | 4 |
| vs. Northwestern * | 18 | 3-6 | .500 | 1-4 | .250 | 3-5 | .600 | 2 | 0 | 1 | 0 | 0 | 1 | 10 |
| vs. Rutgers * | 16 | 1-2 | .500 | 0-0 | .000 | 1-2 | .500 | 2 | 1 | 1 | 2 | 0 | 0 | 3 |
| vs. Indiana * | 26 | 7-11 | .636 | 0-1 | .000 | 2-2 | 1.000 | 2 | 1 | 1 | 1 | 1 | 0 | 16 |
| vs. Purdue * | 19 | 2-5 | .400 | 1-2 | .500 | 1-3 | .333 | 3 | 1 | 1 | 0 | 1 | 0 | 6 |
| vs. Richmond * | 25 | 7-17 | .412 | 4-7 | .571 | 0-0 | .000 | 2 | 1 | 1 | 0 | 0 | 0 | 18 |
| Totals = 32 | 773 | 124-294 | .422 | 33-100 | .330 | 13-18 | .714 | 114 | 23 | 50 | 21 | 15 | 19 | 336 |
| | 24.2 | | | | | | | 3.6 | | | | | | 10.5 |

**RILEY MULVEY**

2021-22

| Opponent | Min. | FG-FGA | PCT | 3-PT. FG | PCT | FT-FTA | PCT | REB | PF | AST | TO | BLK | STL | PTS |
|--------------------|------------|-------------|-------------|------------|-------------|------------|--------------|------------|-----------|----------|----------|----------|----------|------------|
| Longwood | 10 | 0-1 | .000 | 0-0 | .000 | 0-0 | .000 | 1 | 2 | 1 | 0 | 0 | 0 | 0 |
| Kansas City | 5 | 0-0 | .000 | 0-0 | .000 | 0-0 | .000 | 1 | 1 | 0 | 0 | 1 | 0 | 0 |
| Alabama State | 9 | 0-0 | .000 | 0-0 | .000 | 2-2 | 1.000 | 5 | 0 | 0 | 1 | 0 | 0 | 2 |
| Western Michigan | 13 | 3-5 | .600 | 0-0 | .000 | 2-2 | 1.000 | 4 | 1 | 0 | 1 | 0 | 0 | 8 |
| Portland State | 2 | 0-0 | .000 | 0-0 | .000 | 0-0 | .000 | 0 | 0 | 0 | 0 | 0 | 0 | 0 |
| at Purdue | 3 | 0-0 | .000 | 0-0 | .000 | 0-0 | .000 | 1 | 2 | 0 | 1 | 0 | 0 | 0 |
| vs. Utah State | 2 | 0-0 | .000 | 0-0 | .000 | 0-0 | .000 | 0 | 0 | 0 | 0 | 0 | 0 | 0 |
| SE Louisiana | 5 | 1-1 | 1.000 | 0-0 | .000 | 0-0 | .000 | 2 | 1 | 1 | 0 | 0 | 0 | 2 |
| Western Illinois | 2 | 0-0 | .000 | 0-0 | .000 | 0-0 | .000 | 0 | 0 | 0 | 0 | 1 | 0 | 0 |
| at Wisconsin | 6 | 1-1 | 1.000 | 0-0 | .000 | 0-0 | .000 | 1 | 1 | 0 | 0 | 0 | 0 | 2 |
| Indiana | 1 | 0-0 | .000 | 0-0 | .000 | 0-0 | .000 | 0 | 2 | 0 | 1 | 0 | 0 | 0 |
| at Maryland | 4 | 0-0 | .000 | 0-0 | .000 | 0-0 | .000 | 0 | 1 | 0 | 0 | 0 | 0 | 0 |
| Nebraska | 2 | 0-0 | .000 | 0-0 | .000 | 0-0 | .000 | 0 | 0 | 0 | 0 | 0 | 0 | 0 |
| Michigan State | 2 | 0-1 | .000 | 0-0 | .000 | 0-0 | .000 | 0 | 0 | 0 | 0 | 0 | 0 | 0 |
| Northwestern | 3 | 0-0 | .000 | 0-0 | .000 | 0-0 | .000 | 0 | 0 | 0 | 0 | 0 | 0 | 0 |
| vs. Northwestern | 8 | 1-2 | .500 | 0-1 | .000 | 0-0 | .000 | 0 | 0 | 0 | 0 | 3 | 0 | 2 |
| vs. Purdue | 4 | 0-1 | .000 | 0-1 | .000 | 0-0 | .000 | 0 | 1 | 0 | 0 | 0 | 0 | 0 |
| Totals = 17 | 81 | 6-12 | .500 | 0-2 | .000 | 4-4 | 1.000 | 15 | 12 | 2 | 4 | 5 | 0 | 16 |
| | 4.8 | | | | | | | 0.9 | | | | | | 0.9 |

KRIS MURRAY

| Opponent | Min. | FG-FGA | PCT | 3-PT. FG | PCT | FT-FTA | PCT | REB | PF | AST | TO | BLK | STL | PTS |
|--------------------|-------------|----------------|-------------|---------------|-------------|--------------|-------------|------------|-----------|-----------|-----------|-----------|-----------|------------|
| Longwood | 17 | 7-9 | .778 | 2-4 | .500 | 0-1 | .000 | 7 | 2 | 1 | 1 | 2 | 1 | 16 |
| Kansas City | 12 | 3-7 | .429 | 0-0 | .000 | 0-2 | .000 | 5 | 1 | 1 | 0 | 1 | 0 | 6 |
| Alabama State | 17 | 6-10 | .600 | 3-5 | .600 | 2-3 | .667 | 8 | 2 | 2 | 1 | 0 | 0 | 17 |
| Western Michigan | 23 | 3-6 | .500 | 2-3 | .667 | 4-4 | 1.000 | 8 | 1 | 0 | 0 | 1 | 2 | 12 |
| Portland State | 20 | 5-9 | .556 | 2-2 | 1.000 | 1-2 | .500 | 6 | 1 | 2 | 0 | 1 | 1 | 13 |
| at Virginia | 17 | 2-7 | .286 | 2-4 | .500 | 0-0 | .000 | 2 | 1 | 0 | 1 | 0 | 0 | 6 |
| at Purdue * | 26 | 5-10 | .500 | 2-4 | .500 | 0-0 | .000 | 4 | 4 | 0 | 1 | 0 | 1 | 12 |
| Illinois | 17 | 3-8 | .375 | 0-3 | .000 | 2-2 | 1.000 | 5 | 2 | 2 | 0 | 0 | 0 | 8 |
| at Iowa State | 16 | 2-6 | .333 | 0-3 | .000 | 0-0 | .000 | 6 | 3 | 1 | 1 | 2 | 2 | 4 |
| vs. Utah State | 19 | 6-8 | .750 | 3-4 | .750 | 2-4 | .500 | 4 | 3 | 2 | 0 | 1 | 2 | 17 |
| SE Louisiana | 10 | 0-3 | .000 | 0-2 | .000 | 1-2 | .500 | 1 | 1 | 1 | 0 | 1 | 0 | 1 |
| Western Illinois | 13 | 3-7 | .429 | 0-0 | .000 | 0-0 | .000 | 4 | 3 | 0 | 2 | 2 | 0 | 6 |
| Maryland | 10 | 0-2 | .000 | 0-2 | .000 | 1-2 | .500 | 1 | 1 | 1 | 1 | 1 | 0 | 1 |
| at Wisconsin | 21 | 5-10 | .500 | 2-5 | .400 | 0-0 | .000 | 3 | 3 | 2 | 1 | 2 | 2 | 12 |
| Indiana | 29 | 12-18 | .667 | 2-5 | .400 | 3-4 | .750 | 11 | 2 | 2 | 1 | 3 | 3 | 29 |
| at Minnesota | 11 | 2-4 | .500 | 0-2 | .000 | 1-3 | .333 | 2 | 2 | 1 | 1 | 1 | 0 | 5 |
| at Rutgers | 11 | 0-5 | .000 | 0-3 | .000 | 0-0 | .000 | 0 | 2 | 0 | 0 | 2 | 0 | 0 |
| Penn State | 20 | 3-5 | .600 | 3-5 | .600 | 4-6 | .667 | 4 | 2 | 2 | 1 | 0 | 2 | 13 |
| Purdue | 24 | 6-15 | .400 | 2-6 | .333 | 9-9 | 1.000 | 5 | 5 | 0 | 1 | 0 | 1 | 23 |
| at Penn State | 25 | 3-7 | .429 | 1-3 | .333 | 1-3 | .333 | 4 | 4 | 3 | 3 | 1 | 0 | 8 |
| Minnesota | 15 | 1-5 | .200 | 1-2 | .500 | 0-0 | .000 | 2 | 3 | 2 | 0 | 2 | 0 | 3 |
| at Maryland | 13 | 2-3 | .667 | 1-2 | .500 | 3-4 | .750 | 5 | 1 | 1 | 0 | 1 | 2 | 8 |
| Nebraska | 20 | 5-7 | .714 | 1-2 | .500 | 1-1 | 1.000 | 7 | 4 | 0 | 0 | 2 | 0 | 12 |
| Michigan | 14 | 3-7 | .429 | 1-3 | .333 | 1-2 | .500 | 1 | 5 | 2 | 0 | 0 | 1 | 8 |
| at Ohio State | 27 | 4-13 | .308 | 1-5 | .200 | 2-2 | 1.000 | 8 | 1 | 0 | 1 | 1 | 2 | 11 |
| Michigan State | 17 | 4-8 | .500 | 3-5 | .600 | 0-0 | .000 | 3 | 2 | 2 | 1 | 0 | 0 | 11 |
| at Nebraska | 20 | 5-10 | .500 | 1-4 | .250 | 1-2 | .500 | 7 | 4 | 0 | 0 | 1 | 0 | 12 |
| Northwestern | 10 | 1-3 | .333 | 1-2 | .500 | 0-0 | .000 | 2 | 4 | 1 | 2 | 0 | 0 | 3 |
| at Michigan | 26 | 9-11 | .818 | 1-2 | .500 | 0-0 | .000 | 6 | 3 | 0 | 2 | 1 | 2 | 19 |
| at Illinois | 19 | 5-10 | .500 | 2-5 | .400 | 1-7 | .143 | 4 | 3 | 0 | 1 | 0 | 1 | 13 |
| vs. Northwestern | 18 | 2-3 | .667 | 1-1 | 1.000 | 1-1 | 1.000 | 1 | 1 | 0 | 1 | 0 | 0 | 6 |
| vs. Rutgers | 18 | 2-6 | .333 | 1-3 | .333 | 4-4 | 1.000 | 5 | 2 | 0 | 1 | 2 | 0 | 9 |
| vs. Indiana | 22 | 2-6 | .333 | 1-3 | .333 | 0-0 | .000 | 1 | 3 | 2 | 1 | 0 | 1 | 5 |
| vs. Purdue | 14 | 2-5 | .400 | 1-2 | .500 | 3-4 | .750 | 2 | 4 | 1 | 1 | 0 | 1 | 8 |
| vs. Richmond | 16 | 1-6 | .167 | 0-5 | .000 | 1-2 | .500 | 5 | 2 | 2 | 0 | 0 | 2 | 3 |
| Totals = 35 | 628 | 124-259 | .479 | 43-111 | .387 | 49-76 | .645 | 149 | 87 | 37 | 27 | 31 | 29 | 340 |
| | 17.9 | | | | | | | 4.3 | | | | | | 9.7 |



JOSH OGUNDELE

2020-21

| Opponent | Min. | FG-FGA | PCT | 3-PT. FG | PCT | FT-FTA | PCT | REB | PF | AST | TO | BLK | STL | PTS |
|-------------------|------------|------------|-------------|------------|-------------|------------|-------------|------------|----------|----------|----------|----------|----------|------------|
| N.C. Central | 3 | 0-1 | .000 | 0-0 | .000 | 1-2 | .500 | 2 | 1 | 0 | 0 | 0 | 0 | 1 |
| Western Illinois | 2 | 1-2 | .500 | 0-0 | .000 | 0-0 | .000 | 2 | 0 | 0 | 0 | 0 | 0 | 2 |
| Iowa State | 2 | 0-0 | .000 | 0-0 | .000 | 0-0 | .000 | 1 | 0 | 0 | 0 | 0 | 0 | 0 |
| Northern Illinois | 4 | 0-0 | .000 | 0-0 | .000 | 0-0 | .000 | 0 | 1 | 0 | 0 | 0 | 0 | 0 |
| at Michigan State | 2 | 0-1 | .000 | 0-0 | .000 | 0-2 | .000 | 2 | 2 | 0 | 0 | 0 | 0 | 0 |
| Nebraska | 3 | 2-2 | 1.000 | 0-0 | .000 | 0-0 | .000 | 1 | 0 | 0 | 0 | 0 | 0 | 4 |
| vs. Illinois | 1 | 0-0 | .000 | 0-0 | .000 | 0-0 | .000 | 0 | 1 | 0 | 0 | 0 | 0 | 0 |
| vs. Oregon | 1 | 0-0 | .000 | 0-0 | .000 | 0-0 | .000 | 0 | 0 | 0 | 0 | 0 | 0 | 0 |
| Totals = 8 | 17 | 3-6 | .500 | 0-0 | .000 | 1-4 | .250 | 8 | 5 | 0 | 0 | 0 | 0 | 7 |
| | 2.1 | | | | | | | 1.0 | | | | | | 0.9 |

2021-22

| Opponent | Min. | FG-FGA | PCT | 3-PT. FG | PCT | FT-FTA | PCT | REB | PF | AST | TO | BLK | STL | PTS |
|--------------------|------------|--------------|-------------|------------|-------------|-------------|-------------|------------|-----------|----------|----------|----------|----------|------------|
| Kansas City | 5 | 1-2 | .500 | 0-0 | .000 | 0-0 | .000 | 3 | 0 | 0 | 0 | 1 | 0 | 2 |
| N.C. Central | 1 | 0-0 | .000 | 0-0 | .000 | 0-0 | .000 | 1 | 2 | 0 | 0 | 0 | 0 | 0 |
| Alabama State | 8 | 0-0 | .000 | 0-0 | .000 | 0-0 | .000 | 2 | 0 | 0 | 2 | 0 | 0 | 0 |
| Portland State | 4 | 0-1 | .000 | 0-0 | .000 | 1-3 | .333 | 2 | 0 | 0 | 0 | 0 | 2 | 1 |
| at Purdue | 16 | 3-4 | .750 | 0-0 | .000 | 1-3 | .333 | 5 | 3 | 0 | 1 | 0 | 0 | 7 |
| Illinois | 2 | 0-0 | .000 | 0-0 | .000 | 0-0 | .000 | 0 | 0 | 0 | 0 | 2 | 0 | 0 |
| at Iowa State | 2 | 0-0 | .000 | 0-0 | .000 | 0-0 | .000 | 0 | 1 | 0 | 0 | 1 | 0 | 0 |
| vs. Utah State | 2 | 1-1 | 1.000 | 0-0 | .000 | 0-0 | .000 | 0 | 0 | 0 | 0 | 0 | 0 | 2 |
| SE Louisiana | 1 | 0-0 | .000 | 0-0 | .000 | 0-0 | .000 | 0 | 0 | 0 | 1 | 0 | 0 | 0 |
| at Wisconsin | 4 | 1-2 | .500 | 0-0 | .000 | 1-1 | 1.000 | 1 | 1 | 0 | 0 | 1 | 0 | 3 |
| Indiana | 7 | 0-2 | .000 | 0-0 | .000 | 0-0 | .000 | 0 | 3 | 0 | 0 | 0 | 0 | 0 |
| Purdue | 5 | 1-1 | 1.000 | 0-0 | .000 | 0-0 | .000 | 1 | 2 | 0 | 0 | 0 | 0 | 2 |
| at Maryland | 4 | 1-1 | 1.000 | 0-0 | .000 | 0-0 | .000 | 1 | 2 | 0 | 1 | 0 | 0 | 2 |
| Nebraska | 3 | 1-2 | .500 | 0-0 | .000 | 0-0 | .000 | 0 | 0 | 0 | 0 | 0 | 0 | 2 |
| Michigan | 4 | 0-0 | .000 | 0-0 | .000 | 0-0 | .000 | 1 | 0 | 0 | 0 | 0 | 0 | 0 |
| Michigan State | 4 | 0-0 | .000 | 0-0 | .000 | 0-0 | .000 | 1 | 1 | 0 | 0 | 0 | 1 | 0 |
| Northwestern | 4 | 0-0 | .000 | 0-0 | .000 | 0-0 | .000 | 1 | 0 | 0 | 1 | 0 | 0 | 0 |
| vs. Northwestern | 11 | 2-5 | .400 | 0-0 | .000 | 0-2 | .000 | 5 | 3 | 0 | 3 | 0 | 0 | 4 |
| vs. Purdue | 10 | 2-3 | .667 | 0-0 | .000 | 0-1 | .000 | 0 | 1 | 0 | 0 | 0 | 1 | 4 |
| Totals = 19 | 98 | 13-24 | .542 | 0-0 | .000 | 3-10 | .300 | 24 | 19 | 0 | 9 | 5 | 4 | 29 |
| | 5.2 | | | | | | | 1.3 | | | | | | 1.5 |

TONY PERKINS

2020-21

| Opponent | Min. | FG-FGA | PCT | 3-PT. FG | PCT | FT-FTA | PCT | REB | PF | AST | TO | BLK | STL | PTS |
|--------------------|------------|--------------|-------------|------------|-------------|-------------|-------------|------------|-----------|-----------|----------|----------|----------|------------|
| N.C. Central | 9 | 2-5 | .400 | 0-0 | .000 | 0-0 | .000 | 0 | 2 | 2 | 0 | 0 | 1 | 4 |
| Southern | 6 | 0-1 | .000 | 0-0 | .000 | 0-0 | .000 | 1 | 1 | 0 | 0 | 0 | 0 | 0 |
| Western Illinois | 7 | 0-0 | .000 | 0-0 | .000 | 0-0 | .000 | 1 | 1 | 0 | 0 | 0 | 0 | 0 |
| Iowa State | 4 | 1-1 | 1.000 | 0-0 | .000 | 2-2 | 1.000 | 1 | 1 | 0 | 0 | 0 | 0 | 4 |
| Northern Illinois | 10 | 2-6 | .333 | 0-1 | .000 | 0-0 | .000 | 7 | 0 | 2 | 0 | 0 | 2 | 4 |
| at Minnesota | 0+ | 0-0 | .000 | 0-0 | .000 | 0-0 | .000 | 0 | 1 | 0 | 0 | 0 | 0 | 0 |
| at Rutgers | 5 | 0-1 | .000 | 0-0 | .000 | 1-2 | .500 | 0 | 0 | 0 | 1 | 0 | 0 | 1 |
| at Maryland | 1 | 0-0 | .000 | 0-0 | .000 | 0-0 | .000 | 0 | 0 | 0 | 0 | 0 | 0 | 0 |
| at Northwestern | 6 | 2-2 | 1.000 | 0-0 | .000 | 0-0 | .000 | 0 | 0 | 0 | 0 | 0 | 0 | 4 |
| Indiana | 6 | 0-1 | .000 | 0-0 | .000 | 0-0 | .000 | 1 | 1 | 0 | 0 | 0 | 0 | 0 |
| at Illinois | 7 | 1-2 | .500 | 0-0 | .000 | 0-1 | .000 | 3 | 0 | 2 | 0 | 0 | 0 | 2 |
| Michigan State | 13 | 2-2 | 1.000 | 0-0 | .000 | 0-1 | .000 | 1 | 3 | 0 | 0 | 0 | 0 | 4 |
| Ohio State | 0+ | 0-0 | .000 | 0-0 | .000 | 0-0 | .000 | 0 | 1 | 0 | 0 | 0 | 0 | 0 |
| at Indiana | 15 | 0-0 | .000 | 0-0 | .000 | 3-4 | .750 | 2 | 1 | 0 | 1 | 0 | 0 | 3 |
| Rutgers | 6 | 0-1 | .000 | 0-0 | .000 | 0-0 | .000 | 2 | 2 | 1 | 0 | 0 | 0 | 0 |
| at Michigan State | 10 | 0-0 | .000 | 0-0 | .000 | 1-2 | .500 | 3 | 1 | 1 | 1 | 1 | 0 | 1 |
| Penn State | 0+ | 0-0 | .000 | 0-0 | .000 | 0-0 | .000 | 0 | 0 | 0 | 0 | 0 | 0 | 0 |
| at Michigan | 4 | 0-1 | .000 | 0-0 | .000 | 0-0 | .000 | 1 | 0 | 0 | 0 | 0 | 0 | 0 |
| Nebraska | 11 | 0-1 | .000 | 0-1 | .000 | 0-2 | .000 | 3 | 0 | 3 | 0 | 0 | 1 | 0 |
| Wisconsin | 3 | 0-0 | .000 | 0-0 | .000 | 0-0 | .000 | 1 | 0 | 0 | 0 | 0 | 0 | 0 |
| vs. Wisconsin | 1 | 0-0 | .000 | 0-0 | .000 | 0-0 | .000 | 0 | 0 | 0 | 0 | 0 | 0 | 0 |
| vs. Illinois | 5 | 2-4 | .500 | 0-0 | .000 | 0-0 | .000 | 1 | 2 | 1 | 0 | 0 | 0 | 4 |
| vs. Grand Canyon | 6 | 1-1 | 1.000 | 0-0 | .000 | 0-1 | .000 | 2 | 0 | 2 | 0 | 0 | 0 | 2 |
| vs. Oregon | 13 | 2-4 | .500 | 1-1 | 1.000 | 0-0 | .000 | 1 | 4 | 2 | 0 | 0 | 1 | 5 |
| Totals = 24 | 149 | 15-33 | .455 | 1-3 | .333 | 7-15 | .467 | 31 | 21 | 16 | 3 | 1 | 5 | 38 |
| | 6.2 | | | | | | | 1.3 | | | | | | 1.6 |

**2021-22**

| Opponent | Min. | FG-FGA | PCT | 3-PT. FG | PCT | FT-FTA | PCT | REB | PF | AST | TO | BLK | STL | PTS |
|--------------------|-------------|---------------|-------------|--------------|-------------|----------------|-------------|------------|-----------|-----------|-----------|----------|-----------|------------|
| Longwood | 19 | 1-7 | .143 | 0-2 | .000 | 4-4 | 1.000 | 5 | 3 | 2 | 2 | 1 | 0 | 6 |
| Kansas City | 14 | 1-3 | .333 | 0-0 | .000 | 3-3 | 1.000 | 3 | 2 | 0 | 2 | 0 | 3 | 5 |
| N.C. Central | 20 | 4-7 | .571 | 2-2 | 1.000 | 3-4 | .750 | 2 | 1 | 1 | 0 | 0 | 3 | 13 |
| Alabama State | 16 | 2-6 | .333 | 1-3 | .333 | 0-0 | .000 | 2 | 0 | 3 | 0 | 0 | 0 | 5 |
| Western Michigan | 17 | 5-6 | .833 | 1-1 | 1.000 | 4-4 | 1.000 | 0 | 2 | 1 | 0 | 0 | 2 | 15 |
| Portland State | 13 | 4-6 | .667 | 0-0 | .000 | 2-2 | 1.000 | 2 | 2 | 0 | 2 | 0 | 0 | 10 |
| at Virginia | 9 | 2-3 | .667 | 0-0 | .000 | 0-0 | .000 | 1 | 1 | 0 | 1 | 0 | 1 | 4 |
| at Purdue | 23 | 5-11 | .455 | 1-2 | .500 | 3-3 | 1.000 | 2 | 2 | 1 | 2 | 0 | 2 | 14 |
| Illinois | 24 | 6-8 | .750 | 2-3 | .667 | 2-3 | .667 | 0 | 3 | 0 | 0 | 0 | 1 | 16 |
| at Iowa State | 26 | 3-10 | .300 | 0-3 | .000 | 3-3 | 1.000 | 1 | 3 | 1 | 0 | 0 | 1 | 9 |
| vs. Utah State | 18 | 0-5 | .000 | 0-4 | .000 | 2-2 | 1.000 | 3 | 2 | 4 | 0 | 1 | 2 | 2 |
| SE Louisiana | 19 | 3-8 | .375 | 1-3 | .333 | 1-2 | .500 | 1 | 1 | 1 | 1 | 0 | 1 | 8 |
| Western Illinois | 21 | 2-4 | .500 | 0-0 | .000 | 0-0 | .000 | 3 | 1 | 2 | 1 | 0 | 0 | 4 |
| Maryland | 14 | 2-6 | .333 | 0-2 | .000 | 2-2 | 1.000 | 2 | 3 | 2 | 1 | 0 | 1 | 6 |
| at Wisconsin | 11 | 0-4 | .000 | 0-1 | .000 | 0-0 | .000 | 1 | 2 | 1 | 0 | 0 | 0 | 0 |
| Indiana | 11 | 3-5 | .600 | 0-0 | .000 | 2-2 | 1.000 | 1 | 1 | 1 | 3 | 0 | 1 | 8 |
| at Minnesota | 12 | 2-3 | .667 | 0-0 | .000 | 1-1 | 1.000 | 2 | 1 | 1 | 1 | 0 | 0 | 5 |
| at Rutgers | 10 | 0-2 | .000 | 0-1 | .000 | 0-0 | .000 | 0 | 1 | 0 | 1 | 0 | 1 | 0 |
| Penn State | 15 | 2-7 | .286 | 0-3 | .000 | 0-0 | .000 | 4 | 3 | 0 | 0 | 0 | 0 | 4 |
| Purdue | 16 | 1-5 | .200 | 0-1 | .000 | 0-0 | .000 | 2 | 3 | 1 | 0 | 0 | 0 | 2 |
| at Penn State | 16 | 2-4 | .500 | 0-0 | .000 | 0-0 | .000 | 2 | 1 | 1 | 1 | 0 | 1 | 4 |
| Minnesota * | 18 | 1-4 | .250 | 0-1 | .000 | 0-0 | .000 | 0 | 0 | 1 | 3 | 0 | 0 | 2 |
| at Maryland * | 16 | 2-4 | .500 | 0-0 | .000 | 1-2 | .500 | 4 | 0 | 3 | 1 | 0 | 1 | 5 |
| Nebraska * | 11 | 2-3 | .667 | 0-1 | .000 | 0-0 | .000 | 0 | 2 | 0 | 0 | 0 | 0 | 4 |
| Michigan * | 15 | 2-4 | .500 | 0-0 | .000 | 0-0 | .000 | 2 | 1 | 5 | 0 | 0 | 0 | 4 |
| at Ohio State * | 10 | 2-6 | .333 | 0-0 | .000 | 0-0 | .000 | 3 | 2 | 0 | 0 | 0 | 0 | 4 |
| Michigan State * | 17 | 1-5 | .200 | 0-1 | .000 | 3-3 | 1.000 | 2 | 0 | 2 | 1 | 0 | 1 | 5 |
| at Nebraska * | 26 | 8-10 | .800 | 2-2 | 1.000 | 2-2 | 1.000 | 5 | 1 | 0 | 0 | 1 | 0 | 20 |
| Northwestern * | 22 | 3-7 | .429 | 0-1 | .000 | 0-1 | .000 | 4 | 3 | 0 | 0 | 0 | 5 | 6 |
| at Michigan * | 27 | 5-10 | .500 | 1-1 | 1.000 | 2-2 | 1.000 | 4 | 1 | 1 | 1 | 0 | 2 | 13 |
| at Illinois * | 34 | 6-13 | .462 | 2-3 | .667 | 3-7 | .429 | 12 | 2 | 5 | 1 | 0 | 1 | 17 |
| vs. Northwestern * | 18 | 2-6 | .333 | 2-2 | 1.000 | 0-0 | .000 | 4 | 1 | 6 | 0 | 0 | 1 | 6 |
| vs. Rutgers * | 25 | 6-9 | .667 | 2-3 | .667 | 2-2 | 1.000 | 1 | 1 | 3 | 2 | 0 | 0 | 16 |
| vs. Indiana * | 26 | 3-8 | .375 | 0-3 | .000 | 2-3 | .667 | 3 | 3 | 5 | 3 | 0 | 0 | 8 |
| vs. Purdue * | 27 | 4-8 | .500 | 0-2 | .000 | 3-5 | .600 | 4 | 2 | 4 | 0 | 0 | 1 | 11 |
| vs. Richmond * | 19 | 2-5 | .400 | 0-2 | .000 | 2-3 | .667 | 1 | 5 | 1 | 3 | 0 | 0 | 6 |
| Totals = 36 | 654 | 99-222 | .446 | 17-53 | .321 | 142-190 | .800 | 88 | 65 | 59 | 33 | 3 | 32 | 267 |
| | 18.2 | | | | | | | 2.4 | | | | | | 7.4 |

FILIP REBRACA**2018-19**

| Opponent | Min. | FG-FGA | PCT | 3-PT. FG | PCT | FT-FTA | PCT | REB | PF | AST | TO | BLK | STL | PTS |
|-----------------------|-------------|---------------|-------------|--------------|-------------|--------------|-------------|------------|-----------|-----------|-----------|-----------|-----------|------------|
| at Milwaukee | 16 | 2-3 | .667 | 0-0 | .000 | 0-0 | .000 | 8 | 0 | 0 | 1 | 1 | 1 | 4 |
| at Kentucky | 22 | 5-8 | .625 | 2-3 | .667 | 1-3 | .333 | 6 | 3 | 0 | 2 | 1 | 3 | 13 |
| Minnesota-Morris * | 14 | 4-4 | 1.000 | 0-0 | .000 | 02-3 | .667 | 8 | 1 | 0 | 0 | 2 | 1 | 10 |
| Concordia (NE) * | 27 | 4-7 | .571 | 0-0 | .000 | 4-6 | .667 | 12 | 2 | 2 | 3 | 2 | 0 | 12 |
| at Utah Valley | 10 | 1-4 | .250 | 0-1 | .000 | 0-0 | .000 | 1 | 3 | 0 | 1 | 1 | 0 | 2 |
| at Montana State | 14 | 1-2 | .500 | 0-0 | .000 | 0-0 | .000 | 1 | 3 | 0 | 2 | 0 | 0 | 2 |
| Idaho * | 29 | 8-13 | .615 | 1-2 | .500 | 2-4 | .500 | 8 | 2 | 0 | 7 | 0 | 1 | 19 |
| at UTRGV * | 21 | 3-6 | .500 | 0-1 | .000 | 0-0 | .000 | 3 | 4 | 0 | 0 | 1 | 1 | 6 |
| Milwaukee * | 27 | 3-6 | .500 | 0-1 | .000 | 2-5 | .400 | 9 | 3 | 1 | 2 | 1 | 0 | 8 |
| Mayville State * | 23 | 5-11 | .455 | 0-1 | .000 | 2-3 | .667 | 4 | 3 | 1 | 0 | 1 | 0 | 12 |
| at Northern Iowa * | 17 | 3-6 | .500 | 0-0 | .000 | 3-4 | .750 | 5 | 4 | 0 | 3 | 0 | 0 | 9 |
| IPFW * | 20 | 1-3 | .333 | 0-1 | .000 | 0-0 | .000 | 3 | 0 | 0 | 2 | 0 | 0 | 2 |
| at Oral Roberts * | 21 | 3-7 | .429 | 0-1 | .000 | 2-2 | 1.000 | 4 | 2 | 1 | 5 | 0 | 1 | 8 |
| at Denver | 18 | 0-3 | .000 | 0-0 | .000 | 2-2 | 1.000 | 3 | 1 | 2 | 1 | 0 | 1 | 2 |
| Omaha | 5 | 1-1 | 1.000 | 0-0 | .000 | 0-0 | .000 | 4 | 3 | 0 | 0 | 1 | 0 | 2 |
| Western Illinois | 19 | 4-6 | .667 | 2-2 | 1.000 | 0-1 | .000 | 7 | 3 | 1 | 1 | 3 | 0 | 10 |
| South Dakota St | 23 | 7-9 | .778 | 1-3 | .333 | 0-1 | .000 | 5 | 4 | 2 | 0 | 1 | 1 | 15 |
| at North Dakota St | 14 | 3-3 | 1.000 | 0-0 | .000 | 2-2 | 1.000 | 3 | 5 | 0 | 1 | 0 | 0 | 8 |
| South Dakota * | 35 | 3-9 | .333 | 0-1 | .000 | 2-2 | 1.000 | 11 | 2 | 0 | 1 | 1 | 1 | 8 |
| at Western Illinois * | 29 | 5-12 | .417 | 0-2 | .000 | 1-3 | .333 | 5 | 2 | 0 | 1 | 0 | 0 | 11 |
| at Omaha * | 27 | 2-7 | .286 | 0-1 | .000 | 1-1 | 1.000 | 4 | 3 | 0 | 2 | 2 | 1 | 5 |
| North Dakota St * | 29 | 3-4 | .750 | 0-0 | .000 | 1-2 | .500 | 6 | 4 | 1 | 0 | 1 | 0 | 7 |
| at South Dakota St * | 33 | 5-12 | .417 | 2-5 | .400 | 0-0 | .000 | 7 | 3 | 1 | 1 | 0 | 0 | 12 |
| Oral Roberts * | 27 | 3-9 | .333 | 0-0 | .000 | 1-1 | 1.000 | 6 | 4 | 5 | 4 | 1 | 1 | 7 |
| Denver | 16 | 1-2 | .500 | 0-0 | .000 | 0-0 | .000 | 5 | 4 | 0 | 2 | 0 | 0 | 2 |
| at IPFW | 19 | 3-5 | .600 | 2-2 | 1.000 | 0-0 | .000 | 5 | 1 | 0 | 0 | 3 | 1 | 8 |
| at South Dakota | 18 | 4-6 | .667 | 0-1 | .000 | 0-0 | .000 | 5 | 2 | 0 | 1 | 0 | 0 | 8 |
| vs. Omaha | 22 | 3-4 | .750 | 0-0 | .000 | 0-2 | .000 | 10 | 4 | 1 | 0 | 1 | 1 | 6 |
| Totals = 29 | 627 | 96-180 | .533 | 10-28 | .357 | 31-52 | .596 | 172 | 75 | 18 | 43 | 26 | 15 | 233 |
| | 21.6 | | | | | | | 5.9 | | | | | | 8.0 |

INDIVIDUAL CAREER GAME-BY-GAME STATS

2019-20

| Opponent | Min. | FG-FGA | PCT | 3-PT. FG | PCT | FT-FTA | PCT | REB | PF | AST | TO | BLK | STL | PTS |
|-----------------------|-------------|----------------|-------------|------------|-------------|---------------|-------------|------------|-----------|-----------|-----------|-----------|-----------|-------------|
| at Gonzaga * | 32 | 8-11 | .727 | 0-1 | .000 | 0-1 | .000 | 13 | 4 | 0 | 1 | 0 | 1 | 16 |
| at Valparaiso * | 26 | 4-8 | .500 | 0-0 | .000 | 3-5 | .600 | 5 | 2 | 4 | 2 | 3 | 0 | 11 |
| at Milwaukee * | 37 | 8-9 | .889 | 0-0 | .000 | 8-10 | .800 | 10 | 2 | 1 | 1 | 8 | 0 | 24 |
| at Minnesota * | 35 | 5-12 | .417 | 0-1 | .000 | 0-0 | .000 | 8 | 3 | 1 | 3 | 0 | 0 | 10 |
| North Central (MN) * | 15 | 5-7 | .714 | 0-0 | .000 | 0-3 | .000 | 4 | 1 | 1 | 1 | 2 | 0 | 10 |
| at Fla. Gulf Coast * | 33 | 7-15 | .467 | 0-0 | .000 | 3-3 | 1.000 | 12 | 4 | 5 | 4 | 2 | 1 | 17 |
| vs. Ga. Southern * | 34 | 6-9 | .667 | 0-0 | .000 | 4-4 | 1.000 | 14 | 3 | 1 | 3 | 0 | 0 | 16 |
| vs. Campbell * | 34 | 6-10 | .600 | 0-0 | .000 | 2-3 | .667 | 6 | 1 | 1 | 2 | 2 | 0 | 14 |
| at Montana * | 33 | 6-8 | .750 | 0-0 | .000 | 2-2 | 1.000 | 12 | 4 | 2 | 6 | 1 | 0 | 14 |
| at E. Washington * | 32 | 5-10 | .500 | 0-0 | .000 | 2-4 | .500 | 8 | 2 | 2 | 4 | 2 | 0 | 12 |
| Northland * | 16 | 3-3 | 1.000 | 0-0 | .000 | 0-0 | .000 | 5 | 0 | 0 | 1 | 0 | 0 | 6 |
| at Nebraska * | 39 | 7-11 | .636 | 1-2 | .500 | 0-0 | .000 | 11 | 2 | 1 | 5 | 0 | 0 | 15 |
| at Oregon State * | 36 | 6-12 | .500 | 0-1 | .000 | 1-3 | .333 | 10 | 3 | 2 | 2 | 2 | 0 | 13 |
| at Denver * | 34 | 3-6 | .500 | 0-0 | .000 | 5-7 | .714 | 16 | 3 | 1 | 2 | 0 | 3 | 11 |
| IPFW * | 37 | 6-7 | .857 | 0-0 | .000 | 0-0 | .000 | 13 | 3 | 2 | 1 | 1 | 0 | 12 |
| Omaha * | 37 | 2-9 | .222 | 0-0 | .000 | 5-6 | .833 | 12 | 1 | 2 | 1 | 2 | 1 | 9 |
| at Oral Roberts * | 33 | 4-8 | .500 | 0-0 | .000 | 2-5 | .400 | 5 | 0 | 3 | 1 | 1 | 2 | 10 |
| at South Dakota St * | 29 | 4-5 | .800 | 0-0 | .000 | 1-2 | .500 | 13 | 4 | 0 | 2 | 0 | 1 | 9 |
| at North Dakota St * | 34 | 8-11 | .727 | 0-0 | .000 | 5-5 | 1.000 | 8 | 4 | 0 | 3 | 0 | 0 | 21 |
| Denver * | 37 | 3-9 | .333 | 0-0 | .000 | 2-2 | 1.000 | 6 | 3 | 4 | 2 | 0 | 2 | 8 |
| Western Illinois * | 34 | 7-14 | .500 | 0-0 | .000 | 8-11 | .727 | 6 | 2 | 1 | 4 | 0 | 0 | 22 |
| at IPFW * | 38 | 5-9 | .556 | 0-1 | .000 | 1-3 | .333 | 8 | 4 | 2 | 4 | 2 | 0 | 11 |
| South Dakota * | 23 | 3-6 | .500 | 0-1 | .000 | 3-4 | .750 | 4 | 2 | 2 | 6 | 0 | 0 | 9 |
| at Western Illinois * | 29 | 7-15 | .467 | 0-1 | .000 | 5-5 | 1.000 | 6 | 4 | 1 | 1 | 0 | 0 | 19 |
| South Dakota St * | 35 | 10-12 | .833 | 0-0 | .000 | 3-4 | .750 | 5 | 4 | 1 | 1 | 0 | 1 | 23 |
| North Dakota St * | 37 | 10-16 | .625 | 0-0 | .000 | 0-0 | .000 | 9 | 4 | 0 | 1 | 2 | 0 | 20 |
| at Omaha * | 38 | 10-21 | .476 | 0-0 | .000 | 4-9 | .444 | 13 | 3 | 0 | 1 | 1 | 2 | 24 |
| at South Dakota * | 34 | 8-11 | .727 | 0-1 | .000 | 1-2 | .500 | 12 | 1 | 3 | 4 | 1 | 0 | 17 |
| vs. South Dakota * | 32 | 4-12 | .333 | 0-0 | .000 | 3-6 | .500 | 6 | 3 | 2 | 1 | 0 | 1 | 11 |
| vs. IPFW * | 34 | 6-8 | .750 | 0-0 | .000 | 2-4 | .500 | 10 | 0 | 2 | 2 | 0 | 0 | 14 |
| vs. North Dakota St * | 38 | 4-11 | .364 | 0-0 | .000 | 3-4 | .750 | 4 | 3 | 1 | 1 | 2 | 0 | 11 |
| Totals = 32 | 1041 | 190-328 | .579 | 1-9 | .111 | 78-117 | .667 | 285 | 79 | 51 | 75 | 33 | 18 | 459 |
| | | | | | | | | 8.9 | | | | | | 14.3 |

2020-21

| Opponent | Min. | FG-FGA | PCT | 3-PT. FG | PCT | FT-FTA | PCT | REB | PF | AST | TO | BLK | STL | PTS |
|------------------------|-------------|----------------|-------------|--------------|-------------|---------------|-------------|------------|-----------|-----------|-----------|-----------|-----------|-------------|
| at Miami (OH) * | 29 | 4-8 | .500 | 1-1 | 1.000 | 6-8 | .750 | 7 | 4 | 0 | 7 | 1 | 1 | 15 |
| at Dixie State * | 29 | 6-8 | .750 | 0-0 | .000 | 3-6 | .500 | 6 | 5 | 1 | 2 | 0 | 0 | 15 |
| at Minnesota * | 36 | 10-19 | .526 | 2-3 | .667 | 1-2 | .500 | 6 | 2 | 0 | 1 | 1 | 1 | 23 |
| vs. South Dakota * | 33 | 10-15 | .667 | 1-2 | .500 | 5-6 | .833 | 6 | 1 | 1 | 3 | 0 | 1 | 26 |
| vs. South Dakota St * | 31 | 7-14 | .500 | 1-3 | .333 | 3-3 | 1.000 | 7 | 2 | 0 | 4 | 0 | 0 | 18 |
| vs. North Dakota St * | 31 | 9-16 | .563 | 2-4 | .500 | 1-5 | .200 | 7 | 2 | 0 | 0 | 1 | 0 | 21 |
| at Southern Illinois * | 24 | 5-6 | .833 | 0-1 | .000 | 2-3 | .667 | 4 | 3 | 2 | 1 | 0 | 0 | 12 |
| at Southern Illinois * | 32 | 4-10 | .400 | 1-1 | 1.000 | 2-6 | .333 | 8 | 1 | 1 | 2 | 0 | 1 | 11 |
| at Drake * | 32 | 5-11 | .455 | 0-2 | .000 | 1-3 | .333 | 6 | 1 | 1 | 4 | 4 | 0 | 11 |
| UMKC * | 36 | 7-15 | .467 | 0-2 | .000 | 2-4 | .500 | 5 | 1 | 0 | 5 | 0 | 0 | 16 |
| UMKC * | 34 | 6-10 | .600 | 0-1 | .000 | 2-7 | .286 | 8 | 4 | 2 | 0 | 2 | 0 | 14 |
| at Oral Roberts * | 30 | 11-20 | .550 | 1-3 | .333 | 1-5 | .200 | 9 | 2 | 2 | 0 | 2 | 1 | 24 |
| at Oral Roberts * | 36 | 5-13 | .385 | 0-2 | .000 | 1-4 | .250 | 7 | 3 | 3 | 0 | 0 | 4 | 11 |
| North Dakota St * | 34 | 7-19 | .368 | 0-2 | .000 | 0-0 | .000 | 10 | 2 | 2 | 2 | 0 | 0 | 14 |
| North Dakota St * | 41 | 9-16 | .563 | 0-1 | .000 | 3-3 | 1.000 | 7 | 2 | 3 | 1 | 0 | 3 | 21 |
| at South Dakota St * | 26 | 5-10 | .500 | 0-0 | .000 | 4-5 | .800 | 4 | 3 | 0 | 2 | 1 | 0 | 14 |
| at South Dakota St * | 36 | 5-11 | .455 | 1-1 | 1.000 | 4-6 | .667 | 8 | 4 | 0 | 3 | 1 | 0 | 15 |
| Western Illinois * | 35 | 7-10 | .700 | 0-0 | .000 | 0-0 | .000 | 14 | 2 | 4 | 4 | 1 | 1 | 25 |
| Western Illinois * | 26 | 8-16 | .500 | 0-1 | .000 | 8-10 | .800 | 6 | 4 | 1 | 3 | 0 | 0 | 24 |
| at Denver * | 24 | 6-9 | .667 | 0-1 | .000 | 2-5 | .400 | 7 | 5 | 1 | 2 | 0 | 0 | 14 |
| at Denver * | 24 | 7-14 | .500 | 0-0 | .000 | 2-3 | .667 | 6 | 5 | 0 | 4 | 1 | 0 | 16 |
| South Dakota * | 34 | 5-13 | .385 | 1-1 | 1.000 | 2-4 | .500 | 11 | 1 | 1 | 3 | 1 | 1 | 13 |
| South Dakota * | 29 | 5-12 | .417 | 2-2 | 1.000 | 5-6 | .833 | 3 | 4 | 1 | 1 | 0 | 0 | 17 |
| at Omaha * | 37 | 9-19 | .474 | 2-4 | .500 | 2-3 | .667 | 13 | 3 | 2 | 4 | 0 | 2 | 22 |
| at Omaha * | 38 | 8-18 | .444 | 0-2 | .000 | 1-2 | .500 | 13 | 3 | 2 | 1 | 1 | 0 | 17 |
| vs. Oral Roberts * | 29 | 4-12 | .333 | 0-1 | .000 | 0-1 | .000 | 9 | 0 | 1 | 2 | 0 | 0 | 8 |
| Totals = 26 | 827 | 174-344 | .506 | 15-41 | .366 | 74-122 | .607 | 197 | 69 | 31 | 10 | 17 | 16 | 437 |
| | 31.8 | | | | | | | 7.6 | | | | | | 16.8 |

**2021-22**

| Opponent | Min. | FG-FGA | PCT | 3-PT. FG | PCT | FT-FTA | PCT | REB | PF | AST | TO | BLK | STL | PTS |
|--------------------|-------------|---------------|-------------|------------|-------------|--------------|-------------|------------|-----------|-----------|-----------|-----------|-----------|------------|
| Longwood * | 16 | 1-3 | .333 | 0-0 | .000 | 0-0 | .000 | 5 | 1 | 1 | 1 | 0 | 0 | 2 |
| Kansas City * | 23 | 4-5 | .800 | 0-0 | .000 | 1-2 | .500 | 13 | 1 | 1 | 0 | 1 | 1 | 9 |
| N.C. Central * | 24 | 2-2 | 1.000 | 0-0 | .000 | 4-7 | .571 | 6 | 4 | 0 | 1 | 0 | 0 | 8 |
| Alabama State * | 17 | 2-2 | 1.000 | 1-1 | 1.000 | 0-0 | .000 | 8 | 1 | 1 | 0 | 1 | 0 | 5 |
| Western Michigan * | 18 | 2-5 | .400 | 0-1 | .000 | 2-2 | 1.000 | 5 | 1 | 0 | 1 | 1 | 0 | 6 |
| Portland State * | 17 | 2-5 | .400 | 0-0 | .000 | 1-2 | .500 | 9 | 1 | 0 | 3 | 2 | 1 | 5 |
| at Virginia * | 28 | 4-4 | 1.000 | 0-0 | .000 | 0-3 | .000 | 3 | 2 | 0 | 0 | 0 | 0 | 8 |
| at Purdue * | 20 | 1-2 | .500 | 0-0 | .000 | 1-2 | .500 | 1 | 5 | 0 | 0 | 0 | 0 | 3 |
| Illinois * | 21 | 1-4 | .250 | 0-1 | .000 | 1-2 | .500 | 8 | 4 | 2 | 1 | 0 | 0 | 3 |
| at Iowa State * | 21 | 2-3 | .667 | 0-0 | .000 | 3-4 | .750 | 4 | 3 | 1 | 2 | 0 | 0 | 7 |
| vs. Utah State * | 21 | 3-5 | .600 | 0-0 | .000 | 1-2 | .500 | 4 | 3 | 0 | 1 | 1 | 1 | 7 |
| SE Louisiana * | 19 | 2-7 | .286 | 0-0 | .000 | 1-2 | .500 | 9 | 2 | 2 | 2 | 2 | 0 | 5 |
| Western Illinois * | 17 | 2-3 | .667 | 0-0 | .000 | 1-2 | .500 | 4 | 0 | 0 | 1 | 0 | 0 | 5 |
| Maryland * | 29 | 6-8 | .750 | 0-1 | .000 | 1-3 | .333 | 8 | 3 | 1 | 0 | 0 | 0 | 13 |
| at Wisconsin * | 12 | 1-2 | .500 | 0-0 | .000 | 0-0 | .000 | 1 | 2 | 0 | 0 | 0 | 0 | 2 |
| Indiana * | 20 | 2-3 | .667 | 0-0 | .000 | 0-0 | .000 | 4 | 4 | 1 | 0 | 2 | 0 | 4 |
| at Minnesota * | 32 | 6-11 | .545 | 0-1 | .000 | 0-0 | .000 | 12 | 2 | 1 | 1 | 2 | 3 | 12 |
| at Rutgers * | 34 | 4-10 | .400 | 0-0 | .000 | 0-1 | .000 | 10 | 3 | 0 | 1 | 0 | 2 | 8 |
| Penn State * | 20 | 4-5 | .800 | 0-0 | .000 | 0-0 | .000 | 5 | 2 | 0 | 1 | 0 | 0 | 8 |
| Purdue * | 11 | 1-2 | .500 | 0-0 | .000 | 0-0 | .000 | 1 | 1 | 0 | 0 | 1 | 0 | 2 |
| at Penn State * | 32 | 4-5 | .800 | 0-0 | .000 | 3-3 | 1.000 | 6 | 3 | 0 | 1 | 1 | 1 | 11 |
| Minnesota * | 26 | 2-3 | .667 | 0-0 | .000 | 0-0 | .000 | 2 | 1 | 1 | 0 | 0 | 1 | 4 |
| at Maryland * | 22 | 2-3 | .667 | 0-0 | .000 | 2-2 | 1.000 | 7 | 2 | 1 | 2 | 0 | 1 | 6 |
| Nebraska * | 22 | 2-7 | .286 | 0-0 | .000 | 0-0 | .000 | 6 | 1 | 1 | 1 | 0 | 1 | 4 |
| Michigan * | 24 | 5-9 | .556 | 0-1 | .000 | 2-3 | .667 | 6 | 4 | 3 | 2 | 0 | 0 | 12 |
| at Ohio State * | 16 | 2-3 | .667 | 0-0 | .000 | 1-2 | .500 | 5 | 4 | 0 | 3 | 0 | 0 | 5 |
| Michigan State * | 22 | 0-2 | .000 | 0-0 | .000 | 4-4 | 1.000 | 7 | 2 | 1 | 1 | 2 | 0 | 4 |
| at Nebraska * | 24 | 2-7 | .286 | 0-0 | .000 | 2-2 | 1.000 | 3 | 1 | 0 | 2 | 1 | 0 | 6 |
| Northwestern * | 18 | 0-4 | .000 | 0-0 | .000 | 1-2 | .500 | 5 | 1 | 1 | 0 | 1 | 0 | 1 |
| at Michigan * | 17 | 2-6 | .333 | 0-0 | .000 | 0-0 | .000 | 2 | 3 | 0 | 0 | 1 | 0 | 4 |
| at Illinois * | 22 | 3-5 | .600 | 0-0 | .000 | 0-0 | .000 | 3 | 2 | 0 | 2 | 0 | 1 | 6 |
| vs. Northwestern * | 23 | 5-5 | 1.000 | 0-0 | .000 | 0-0 | .000 | 9 | 3 | 4 | 1 | 2 | 0 | 10 |
| vs. Rutgers * | 26 | 2-3 | .667 | 0-0 | .000 | 1-1 | 1.000 | 6 | 3 | 1 | 0 | 1 | 0 | 5 |
| vs. Indiana * | 19 | 0-1 | .000 | 0-0 | .000 | 0-0 | .000 | 4 | 1 | 0 | 0 | 0 | 0 | 0 |
| vs. Purdue * | 12 | 1-2 | .500 | 0-0 | .000 | 1-3 | .333 | 2 | 4 | 1 | 0 | 0 | 1 | 3 |
| vs. Richmond * | 25 | 2-5 | .400 | 0-0 | .000 | 1-2 | .500 | 9 | 3 | 1 | 0 | 2 | 1 | 3 |
| Totals = 36 | 771 | 86-161 | .534 | 1-6 | .167 | 35-58 | .603 | 202 | 83 | 26 | 31 | 24 | 14 | 208 |
| | 21.4 | | | | | | | 5.6 | | | | | | 5.8 |

PAYTON SANDFORT**2021-22**

| Opponent | Min. | FG-FGA | PCT | 3-PT. FG | PCT | FT-FTA | PCT | REB | PF | AST | TO | BLK | STL | PTS |
|--------------------|-------------|---------------|-------------|--------------|-------------|--------------|-------------|------------|-----------|-----------|-----------|----------|----------|------------|
| Longwood | 16 | 3-10 | .300 | 2-7 | .286 | 0-0 | .000 | 2 | 1 | 2 | 0 | 0 | 0 | 8 |
| Kansas City | 13 | 2-5 | .400 | 0-3 | .000 | 2-2 | 1.000 | 0 | 0 | 1 | 0 | 0 | 0 | 6 |
| N.C. Central | 9 | 0-1 | .000 | 0-1 | .000 | 0-0 | .000 | 1 | 0 | 1 | 0 | 0 | 0 | 0 |
| Alabama State | 21 | 7-15 | .467 | 5-12 | .417 | 2-2 | 1.000 | 2 | 2 | 2 | 0 | 0 | 0 | 21 |
| Western Michigan | 16 | 6-10 | .600 | 5-7 | .714 | 2-2 | 1.000 | 3 | 0 | 0 | 0 | 1 | 1 | 19 |
| Portland State | 20 | 1-5 | .200 | 0-4 | .000 | 2-2 | 1.000 | 2 | 2 | 1 | 2 | 0 | 0 | 4 |
| at Virginia | 3 | 0-1 | .000 | 0-1 | .000 | 0-0 | .000 | 0 | 0 | 0 | 0 | 1 | 0 | 0 |
| at Purdue | 7 | 0-2 | .000 | 0-2 | .000 | 1-2 | .500 | 1 | 0 | 1 | 2 | 0 | 1 | 1 |
| Illinois | 10 | 2-3 | .667 | 1-2 | .500 | 0-0 | .000 | 1 | 0 | 0 | 0 | 1 | 0 | 5 |
| at Iowa State | 5 | 0-3 | .000 | 0-2 | .000 | 0-0 | .000 | 0 | 0 | 0 | 1 | 0 | 0 | 0 |
| vs. Utah State | 8 | 0-3 | .000 | 0-1 | .000 | 0-0 | .000 | 3 | 4 | 1 | 0 | 0 | 0 | 0 |
| SE Louisiana | 17 | 3-9 | .333 | 2-7 | .286 | 2-2 | 1.000 | 2 | 1 | 1 | 1 | 0 | 1 | 10 |
| Western Illinois | 17 | 5-7 | .714 | 3-3 | 1.000 | 0-0 | .000 | 5 | 1 | 0 | 0 | 0 | 1 | 13 |
| Maryland | 2 | 0-0 | .000 | 0-0 | .000 | 0-0 | .000 | 0 | 0 | 0 | 0 | 0 | 0 | 0 |
| at Wisconsin | 7 | 0-2 | .000 | 0-1 | .000 | 0-0 | .000 | 1 | 1 | 2 | 1 | 0 | 0 | 0 |
| Indiana | 1 | 0-0 | .000 | 0-0 | .000 | 0-0 | .000 | 0 | 0 | 0 | 0 | 0 | 0 | 0 |
| at Minnesota | 9 | 1-2 | .500 | 0-1 | .000 | 0-0 | .000 | 1 | 2 | 2 | 0 | 0 | 0 | 2 |
| at Rutgers | 3 | 0-1 | .000 | 0-0 | .000 | 0-0 | .000 | 0 | 0 | 0 | 0 | 0 | 0 | 0 |
| Purdue | 6 | 1-3 | .333 | 1-1 | 1.000 | 0-0 | .000 | 0 | 1 | 1 | 0 | 0 | 0 | 3 |
| at Penn State | 11 | 2-4 | .500 | 1-3 | .333 | 0-0 | .000 | 1 | 1 | 0 | 0 | 0 | 0 | 5 |
| Minnesota | 10 | 2-4 | .500 | 1-3 | .333 | 0-0 | .000 | 3 | 1 | 1 | 0 | 1 | 0 | 5 |
| at Maryland | 14 | 3-4 | .750 | 3-3 | 1.000 | 0-0 | .000 | 3 | 2 | 0 | 1 | 0 | 0 | 9 |
| Nebraska | 17 | 5-8 | .625 | 2-4 | .500 | 0-0 | .000 | 8 | 4 | 1 | 1 | 0 | 0 | 12 |
| Michigan | 14 | 1-6 | .167 | 0-4 | .000 | 0-0 | .000 | 3 | 0 | 0 | 1 | 0 | 0 | 2 |
| at Ohio State | 1 | 0-0 | .000 | 0-0 | .000 | 0-0 | .000 | 0 | 0 | 0 | 1 | 0 | 0 | 0 |
| Michigan State | 13 | 2-6 | .333 | 1-4 | .250 | 0-0 | .000 | 5 | 1 | 1 | 2 | 0 | 0 | 5 |
| at Nebraska | 4 | 0-1 | .000 | 0-0 | .000 | 0-0 | .000 | 1 | 0 | 0 | 0 | 0 | 0 | 0 |
| Northwestern | 14 | 1-4 | .250 | 0-3 | .000 | 2-2 | 1.000 | 4 | 1 | 0 | 1 | 0 | 0 | 4 |
| at Illinois | 15 | 3-3 | 1.000 | 1-1 | 1.000 | 0-0 | .000 | 1 | 0 | 1 | 0 | 0 | 0 | 7 |
| vs. Northwestern | 15 | 5-9 | .556 | 3-5 | .600 | 0-0 | .000 | 2 | 2 | 0 | 1 | 0 | 0 | 13 |
| vs. Rutgers | 9 | 0-3 | .000 | 0-1 | .000 | 2-2 | 1.000 | 5 | 0 | 1 | 0 | 0 | 0 | 2 |
| vs. Indiana | 7 | 1-3 | .333 | 1-2 | .500 | 0-0 | .000 | 2 | 0 | 2 | 0 | 0 | 0 | 3 |
| vs. Purdue | 15 | 4-4 | 1.000 | 2-2 | 1.000 | 0-0 | .000 | 0 | 1 | 0 | 1 | 0 | 1 | 10 |
| vs. Richmond | 8 | 1-5 | .200 | 0-3 | .000 | 0-0 | .000 | 3 | 1 | 0 | 0 | 0 | 0 | 2 |
| Totals = 34 | 356 | 61-146 | .418 | 34-93 | .366 | 15-16 | .938 | 65 | 29 | 22 | 16 | 4 | 5 | 171 |
| | 10.5 | | | | | | | 1.9 | | | | | | 5.0 |

AHRON ULIS

2020-21

| Opponent | Min. | FG-FGA | PCT | 3-PT. FG | PCT | FT-FTA | PCT | REB | PF | AST | TO | BLK | STL | PTS |
|--------------------|------------|-------------|-------------|------------|-------------|--------------|-------------|------------|----------|-----------|----------|----------|----------|------------|
| N.C. Central | 10 | 0-0 | .000 | 0-0 | .000 | 5-6 | .833 | 2 | 0 | 1 | 0 | 0 | 0 | 5 |
| Southern | 10 | 1-2 | .500 | 0-1 | .000 | 4-4 | 1.000 | 0 | 1 | 1 | 0 | 0 | 0 | 6 |
| Western Illinois | 9 | 0-0 | .000 | 0-0 | .000 | 2-2 | 1.000 | 1 | 0 | 2 | 2 | 0 | 0 | 2 |
| Iowa State | 6 | 0-1 | .000 | 0-1 | .000 | 2-2 | 1.000 | 0 | 0 | 1 | 0 | 0 | 0 | 2 |
| Northern Illinois | 14 | 2-4 | .500 | 0-1 | .000 | 0-0 | .000 | 0 | 0 | 2 | 2 | 0 | 0 | 4 |
| at Rutgers | 14 | 1-2 | .500 | 0-0 | .000 | 0-0 | .000 | 3 | 0 | 4 | 0 | 0 | 0 | 2 |
| at Maryland | 2 | 0-0 | .000 | 0-0 | .000 | 0-0 | .000 | 0 | 0 | 0 | 0 | 0 | 0 | 0 |
| at Northwestern | 4 | 0-0 | .000 | 0-0 | .000 | 2-2 | 1.000 | 0 | 1 | 0 | 0 | 0 | 0 | 2 |
| Indiana | 0+ | 0-0 | .000 | 0-0 | .000 | 0-0 | .000 | 0 | 1 | 0 | 0 | 0 | 0 | 0 |
| Michigan State | 3 | 0-0 | .000 | 0-0 | .000 | 2-2 | 1.000 | 1 | 0 | 1 | 0 | 0 | 0 | 2 |
| Ohio State | 0+ | 0-0 | .000 | 0-0 | .000 | 0-0 | .000 | 0 | 0 | 0 | 0 | 0 | 0 | 0 |
| at Indiana | 6 | 0-1 | .000 | 0-0 | .000 | 0-0 | .000 | 1 | 0 | 0 | 0 | 0 | 0 | 0 |
| Rutgers | 4 | 0-1 | .000 | 0-0 | .000 | 0-0 | .000 | 0 | 1 | 0 | 0 | 0 | 0 | 0 |
| at Michigan State | 8 | 0-1 | .000 | 0-0 | .000 | 0-0 | .000 | 3 | 1 | 0 | 0 | 0 | 0 | 0 |
| at Michigan | 6 | 0-1 | .000 | 0-0 | .000 | 0-0 | .000 | 0 | 1 | 0 | 2 | 0 | 0 | 0 |
| Nebraska | 12 | 1-2 | .500 | 0-0 | .000 | 0-0 | .000 | 2 | 2 | 4 | 0 | 0 | 1 | 2 |
| vs. Oregon | 12 | 0-0 | .000 | 0-0 | .000 | 1-2 | .500 | 2 | 0 | 4 | 0 | 1 | 0 | 1 |
| Totals = 17 | 120 | 5-15 | .333 | 0-3 | .000 | 18-20 | .900 | 15 | 8 | 20 | 6 | 1 | 1 | 28 |
| | 7.0 | | | | | | | 0.9 | | | | | | 1.6 |

2021-22

| Opponent | Min. | FG-FGA | PCT | 3-PT. FG | PCT | FT-FTA | PCT | REB | PF | AST | TO | BLK | STL | PTS |
|--------------------|-------------|---------------|-------------|-------------|-------------|--------------|-------------|------------|-----------|-----------|-----------|----------|-----------|------------|
| Longwood | 20 | 3-4 | .750 | 0-0 | .000 | 0-0 | .000 | 4 | 3 | 5 | 1 | 0 | 0 | 6 |
| Kansas City | 13 | 2-2 | 1.000 | 0-0 | .000 | 0-1 | .000 | 0 | 0 | 1 | 0 | 0 | 1 | 4 |
| N.C. Central | 22 | 2-5 | .400 | 1-1 | 1.000 | 7-8 | .875 | 3 | 1 | 4 | 2 | 0 | 1 | 12 |
| Alabama State | 16 | 0-3 | .000 | 0-2 | .000 | 0-1 | .000 | 0 | 4 | 1 | 1 | 0 | 2 | 0 |
| Western Michigan | 19 | 1-4 | .250 | 0-0 | .000 | 0-0 | .000 | 2 | 0 | 8 | 2 | 0 | 1 | 2 |
| Portland State | 12 | 0-1 | .000 | 0-0 | .000 | 0-0 | .000 | 2 | 1 | 0 | 2 | 0 | 0 | 0 |
| at Virginia | 13 | 1-2 | .500 | 0-0 | .000 | 0-0 | .000 | 2 | 0 | 2 | 0 | 0 | 0 | 2 |
| at Purdue | 20 | 2-6 | .333 | 1-1 | 1.000 | 2-2 | 1.000 | 3 | 4 | 1 | 0 | 0 | 0 | 7 |
| Illinois | 24 | 3-6 | .500 | 1-2 | .500 | 4-4 | 1.000 | 0 | 4 | 7 | 0 | 0 | 3 | 11 |
| at Iowa State | 15 | 0-2 | .000 | 0-0 | .000 | 0-0 | .000 | 2 | 1 | 4 | 2 | 0 | 1 | 0 |
| vs. Utah State | 19 | 1-4 | .250 | 0-1 | .000 | 2-2 | 1.000 | 4 | 0 | 4 | 2 | 0 | 2 | 4 |
| SE Louisiana | 13 | 2-3 | .667 | 0-1 | .000 | 0-0 | .000 | 3 | 3 | 1 | 1 | 0 | 0 | 4 |
| Western Illinois | 19 | 1-3 | .333 | 0-0 | .000 | 5-5 | 1.000 | 3 | 3 | 5 | 2 | 0 | 1 | 7 |
| Maryland | 15 | 1-2 | .500 | 0-0 | .000 | 0-1 | .000 | 2 | 0 | 1 | 0 | 0 | 0 | 2 |
| at Wisconsin | 15 | 1-2 | .500 | 0-0 | .000 | 0-0 | .000 | 3 | 0 | 2 | 1 | 0 | 0 | 2 |
| Indiana | 18 | 0-4 | .000 | 0-0 | .000 | 4-4 | 1.000 | 4 | 1 | 2 | 2 | 0 | 0 | 4 |
| at Minnesota | 12 | 0-1 | .000 | 0-0 | .000 | 0-0 | .000 | 2 | 2 | 3 | 0 | 0 | 0 | 0 |
| at Rutgers | 6 | 0-2 | .000 | 0-0 | .000 | 0-0 | .000 | 0 | 1 | 0 | 1 | 0 | 0 | 0 |
| Penn State | 6 | 1-1 | 1.000 | 0-0 | .000 | 0-0 | .000 | 0 | 0 | 0 | 1 | 0 | 0 | 2 |
| Purdue | 15 | 1-3 | .333 | 0-0 | .000 | 0-0 | .000 | 2 | 1 | 1 | 2 | 0 | 1 | 2 |
| at Penn State | 27 | 0-7 | .000 | 0-0 | .000 | 7-8 | .875 | 5 | 2 | 5 | 0 | 0 | 0 | 7 |
| Minnesota | 21 | 4-9 | .444 | 1-2 | .500 | 0-2 | .000 | 5 | 1 | 2 | 1 | 0 | 2 | 9 |
| at Maryland | 14 | 1-5 | .200 | 0-1 | .000 | 1-2 | .500 | 1 | 1 | 3 | 0 | 0 | 1 | 3 |
| Nebraska | 8 | 0-0 | .000 | 0-0 | .000 | 0-0 | .000 | 0 | 0 | 1 | 1 | 0 | 0 | 0 |
| Michigan | 11 | 2-3 | .667 | 0-0 | .000 | 0-0 | .000 | 2 | 1 | 0 | 0 | 0 | 0 | 4 |
| at Ohio State | 17 | 1-3 | .333 | 0-0 | .000 | 5-6 | .833 | 4 | 2 | 2 | 1 | 0 | 0 | 7 |
| Michigan State | 17 | 1-3 | .333 | 0-0 | .000 | 1-2 | .500 | 3 | 0 | 3 | 0 | 0 | 0 | 3 |
| at Nebraska | 7 | 1-2 | .500 | 0-0 | .000 | 0-0 | .000 | 0 | 1 | 0 | 1 | 0 | 0 | 2 |
| Northwestern | 11 | 0-1 | .000 | 0-0 | .000 | 0-0 | .000 | 4 | 0 | 1 | 0 | 0 | 0 | 0 |
| at Michigan | 10 | 0-2 | .000 | 0-1 | .000 | 0-0 | .000 | 1 | 0 | 0 | 1 | 0 | 2 | 0 |
| at Illinois | 13 | 1-2 | .500 | 0-0 | .000 | 0-0 | .000 | 1 | 2 | 1 | 1 | 0 | 0 | 2 |
| vs. Northwestern | 11 | 1-3 | .333 | 0-0 | .000 | 0-0 | .000 | 1 | 2 | 2 | 2 | 0 | 0 | 2 |
| vs. Indiana | 3 | 0-0 | .000 | 0-0 | .000 | 0-0 | .000 | 1 | 0 | 0 | 2 | 0 | 1 | 0 |
| vs. Purdue | 3 | 0-0 | .000 | 0-0 | .000 | 0-0 | .000 | 0 | 0 | 1 | 0 | 0 | 0 | 0 |
| vs. Richmond | 0+ | 0-0 | .000 | 0-0 | .000 | 0-0 | .000 | 0 | 0 | 0 | 0 | 0 | 0 | 0 |
| Totals = 35 | 486 | 34-100 | .340 | 4-12 | .333 | 38-48 | .792 | 69 | 41 | 73 | 32 | 0 | 19 | 110 |
| | 13.9 | | | | | | | 2.0 | | | | | | 3.1 |

**Overall: 26-10****Big Ten: 12-8****Home: 15-3****Away: 6-6****Neutral: 5-1**

| Date | Opponent | Result | Attend. | Top Scorer | Top Rebounder |
|-------------|------------------------|----------------|----------------|-------------------------|-------------------------------|
| Nov. 9 | Longwood | W, 106-73 | 9,259 | Keegan Murray, 24 | Murray/Murray/C. McCaffery, 7 |
| Nov. 12 | Kansas City | W, 89-57 | 11,133 | Keegan Murray, 25 | Filip Rebraca, 13 |
| Nov. 16 | N.C. Central | W, 86-69 | 9,132 | Keegan Murray, 27 | Keegan Murray, 21 |
| Nov. 18 | Alabama State | W, 108-82 | 9,957 | Keegan Murray, 26 | Rebraca/Kris Murray, 8 |
| Nov. 22 | Western Michigan | W, 109-61 | 10,044 | Keegan Murray, 29 | Kris Murray, 8 |
| Nov. 26 | Portland State | W, 85-51 | 11,756 | Keegan Murray, 23 | Rebraca/Keegan Murray, 9 |
| ^ Nov. 29 | at Virginia | W, 75-74 | 13,542 | Jordan Bohannon, 20 | Keegan Murray, 9 |
| * Dec. 3 | at #2 Purdue | L, 70-77 | 14,804 | Patrick McCaffery, 15 | Rebraca/Ogundele, 5 |
| * Dec. 6 | Illinois | L, 83-87 | 12,072 | Keegan Murray, 19 | Filip Rebraca, 8 |
| + Dec. 9 | at #17 Iowa State | L, 53-73 | 14,267 | Jordan Bohannon, 17 | Keegan Murray, 7 |
| # Dec. 18 | vs. Utah State | W, 94-75 | 3,250 | Keegan Murray, 35 | Keegan Murray, 7 |
| Dec. 21 | Southeastern Louisiana | W, 93-62 | 10,891 | Keegan Murray, 20 | Keegan Murray, 10 |
| Dec. 29 | Western Illinois | W, 92-71 | 15,056 | Keegan Murray, 29 | Keegan Murray, 10 |
| * Jan. 3 | Maryland | W, 80-75 | 10,327 | Keegan Murray, 35 | Rebraca/Keegan Murray, 8 |
| * Jan. 6 | at #23 Wisconsin | L, 78-87 | 15,212 | Keegan Murray, 27 | Patrick McCaffery, 7 |
| * Jan. 13 | Indiana | W, 83-74 | 11,246 | Kris Murray, 29 | Kris Murray, 11 |
| * Jan. 16 | at Minnesota | W, 81-71 | 10,925 | Keegan Murray, 25 | Filip Rebraca, 12 |
| * Jan. 19 | at Rutgers | L, 46-48 | 8,000 | Keegan Murray, 13 | Keegan Murray, 13 |
| * Jan. 22 | Penn State | W, 68-51 | 15,056 | Keegan Murray, 15 | Keegan Murray, 8 |
| * Jan. 27 | #6 Purdue | L, 73-83 | 12,723 | Kris Murray, 23 | Keegan Murray, 9 |
| * Jan. 31 | at Penn State | L, 86-90 (2OT) | 7,977 | Keegan Murray, 21 | Patrick McCaffery, 7 |
| * Feb. 6 | Minnesota | W, 71-59 | 14,558 | Keegan Murray, 24 | Keegan Murray, 15 |
| * Feb. 10 | at Maryland | W, 110-87 | 12,649 | Ke. Murray/Bohannon, 30 | Rebraca/Keegan Murray, 7 |
| * Feb. 13 | Nebraska | W, 98-75 | 13,772 | Keegan Murray, 37 | Payton Sandfort, 8 |
| * Feb. 17 | Michigan | L, 79-84 | 13,048 | Keegan Murray, 23 | Keegan Murray, 7 |
| * Feb. 19 | at #18 Ohio State | W, 75-62 | 15,876 | Keegan Murray, 24 | Kris Murray, 8 |
| * Feb. 22 | Michigan State | W, 86-60 | 14,634 | Keegan Murray, 28 | Filip Rebraca, 7 |
| * Feb. 25 | at Nebraska | W, 88-78 | 15,960 | Tony Perkins, 20 | Keegan Murray, 11 |
| * Feb. 28 | Northwestern | W, 82-61 | 13,231 | Keegan Murray, 26 | Keegan Murray, 18 |
| * March 3 | at Michigan | W, 82-71 | 12,707 | Keegan Murray, 23 | Keegan Murray, 7 |
| * March 6 | at #20 Illinois | L, 72-74 | 15,544 | Keegan Murray, 22 | Tony Perkins, 12 |
| % March 10 | vs. Northwestern | W, 112-76 | 14,856 | Keegan Murray, 26 | Filip Rebraca, 9 |
| % March 11 | vs. Rutgers | W, 84-74 | 15,848 | Keegan Murray, 26 | Keegan Murray, 8 |
| % March 12 | vs. Indiana | W, 80-77 | 17,762 | Keegan Murray, 32 | Keegan Murray, 9 |
| % March 13 | vs. #9 Purdue | W, 75-66 | 17,732 | Keegan Murray, 19 | Keegan Murray, 11 |
| \$ March 17 | vs. Richmond | L, 63-67 | 16,017 | Keegan Murray, 21 | Rebraca/Keegan Murray, 9 |

^ - Big Ten/ACC Challenge

+ - Iowa Corn Cy-Hawk Series

- Sioux Falls, South Dakota

* - Big Ten Conference Game

% - Big Ten Tournament -- Indianapolis, IN

\$ - NCAA Tournament -- Buffalo, NY

OVERALL GAMES: 26-10

| Player | GP-GS | FG-FGA | PCT | 3-pt. FG-FGA | 3-pt. PCT | FT-FTA | PCT | REB | AVG | PF-D | AST | TO | BK | ST | PTS | AVG | MIN |
|---------------|-----------|------------------|-------------|----------------|-------------|----------------|-------------|-------------|-------------|--------------|------------|------------|------------|------------|-------------|-------------|-------------|
| Murray, Ke. | 35-35 | 307-554 | .554 | 66-166 | .398 | 142-190 | .747 | 303 | 8.7 | 65-0 | 52 | 39 | 68 | 45 | 822 | 23.5 | 31.9 |
| Bohannon | 36-36 | 112-291 | .385 | 91-238 | .382 | 80-90 | .889 | 48 | 1.3 | 48-0 | 65 | 32 | 0 | 27 | 395 | 11.0 | 26.9 |
| McCaffery, P. | 32-32 | 124-294 | .422 | 33-100 | .330 | 55-77 | .714 | 114 | 3.6 | 23-0 | 50 | 21 | 15 | 19 | 336 | 10.5 | 24.1 |
| Murray, Kr. | 35-1 | 124-259 | .479 | 43-111 | .387 | 49-76 | .645 | 149 | 4.3 | 87-2 | 37 | 27 | 31 | 29 | 340 | 9.7 | 17.9 |
| Perkins | 36-15 | 99-222 | .446 | 17-53 | .321 | 52-65 | .800 | 88 | 2.4 | 62-1 | 59 | 33 | 3 | 32 | 267 | 7.4 | 18.2 |
| Rebraca | 36-36 | 86-161 | .534 | 1-6 | .167 | 35-58 | .603 | 202 | 5.6 | 83-1 | 26 | 31 | 24 | 14 | 208 | 5.8 | 21.4 |
| Sandfort | 34-0 | 61-146 | .418 | 34-93 | .366 | 15-16 | .938 | 65 | 1.9 | 29-0 | 22 | 16 | 4 | 5 | 171 | 5.0 | 10.5 |
| Toussaint | 36-21 | 60-142 | .423 | 9-35 | .257 | 26-31 | .839 | 61 | 1.7 | 55-0 | 114 | 49 | 1 | 51 | 155 | 4.3 | 17.4 |
| Ulis | 35-0 | 34-100 | .340 | 4-12 | .333 | 38-48 | .792 | 69 | 2.0 | 41-0 | 73 | 32 | 0 | 19 | 110 | 3.1 | 13.9 |
| Ash | 18-0 | 17-39 | .436 | 8-26 | .308 | 10-14 | .714 | 10 | 0.6 | 5-0 | 11 | 6 | 0 | 0 | 52 | 2.9 | 4.4 |
| McCaffery, C. | 34-4 | 25-72 | .347 | 22-65 | .338 | 13-18 | .722 | 85 | 2.5 | 53-1 | 65 | 13 | 0 | 17 | 85 | 2.5 | 17.1 |
| Ogundele | 19-0 | 13-24 | .542 | 0-0 | .000 | 3-10 | .300 | 24 | 1.3 | 19-0 | 0 | 9 | 5 | 4 | 29 | 1.5 | 5.2 |
| Mulvey | 17-0 | 6-12 | .500 | 0-2 | .000 | 4-4 | 1.000 | 15 | 0.9 | 12-0 | 2 | 4 | 5 | 0 | 16 | 0.9 | 4.7 |
| Laketa | 12-0 | 3-6 | .500 | 3-5 | .600 | 0-0 | .000 | 2 | 0.2 | 1-0 | 1 | 3 | 0 | 2 | 9 | 0.8 | 2.8 |
| <i>Team</i> | | | | | | | | 69 | | | | 11 | | | | | |
| TOTAL | 36 | 1071-2322 | .461 | 331-912 | .363 | 522-697 | .749 | 1343 | 37.3 | 583-5 | 577 | 331 | 156 | 264 | 2995 | 83.2 | 40.0 |
| OPP. | 36 | 949-2170 | .437 | 259-788 | .329 | 405-570 | .711 | 1293 | 35.9 | 641-9 | 518 | 490 | 104 | 188 | 2562 | 71.2 | 40.0 |

| Score by Periods: | 1 | 2 | OT | Total |
|-------------------|------|------|----|-------|
| Iowa | 1471 | 1504 | 20 | 2995 |
| Opponents | 1205 | 1333 | 24 | 2562 |

BIG TEN GAMES ONLY: 12-8

| Player | GP-GS | FG-FGA | PCT | 3-pt. FG-FGA | 3-pt. PCT | FT-FTA | PCT | REB | AVG | PF-D | AST | TO | BK | ST | PTS | AVG | MIN |
|---------------|-----------|-----------------|-------------|----------------|-------------|----------------|-------------|------------|-------------|--------------|------------|------------|-----------|------------|-------------|-------------|-------------|
| Murray, Ke. | 19-19 | 160-301 | .532 | 37-88 | .420 | 76-115 | .661 | 162 | 8.5 | 39-0 | 23 | 20 | 41 | 22 | 433 | 22.8 | 33.4 |
| Murray, Kr. | 20-1 | 78-161 | .484 | 25-70 | .357 | 30-47 | .638 | 84 | 4.2 | 57-2 | 22 | 17 | 18 | 17 | 211 | 10.6 | 18.7 |
| Bohannon | 20-20 | 55-157 | .350 | 45-127 | .354 | 48-56 | .857 | 28 | 1.4 | 27-0 | 36 | 18 | 0 | 15 | 203 | 10.2 | 28.0 |
| McCaffery, P. | 18-18 | 68-174 | .391 | 19-60 | .317 | 25-40 | .625 | 75 | 4.2 | 17-0 | 27 | 9 | 9 | 11 | 180 | 10.0 | 25.6 |
| Perkins | 20-10 | 55-121 | .455 | 8-23 | .348 | 21-28 | .750 | 52 | 2.6 | 32-0 | 25 | 16 | 1 | 17 | 139 | 7.0 | 17.3 |
| Rebraca | 20-20 | 50-101 | .495 | 0-4 | .000 | 18-26 | .692 | 102 | 5.1 | 50-1 | 13 | 18 | 11 | 10 | 118 | 5.9 | 22.2 |
| Toussaint | 20-10 | 34-88 | .386 | 5-24 | .208 | 10-14 | .714 | 36 | 1.8 | 29-0 | 71 | 29 | 0 | 28 | 83 | 4.2 | 18.5 |
| McCaffery, C. | 18-2 | 18-47 | .383 | 18-44 | .409 | 7-9 | .778 | 38 | 2.1 | 37-1 | 25 | 7 | 0 | 13 | 61 | 3.4 | 17.5 |
| Ulis | 20-0 | 20-64 | .313 | 3-7 | .429 | 24-31 | .774 | 42 | 2.1 | 23-0 | 35 | 13 | 0 | 9 | 67 | 3.4 | 14.3 |
| Sandfort | 18-0 | 23-53 | .434 | 11-32 | .344 | 3-4 | .750 | 33 | 1.8 | 14-0 | 10 | 10 | 2 | 1 | 60 | 3.3 | 8.7 |
| Ash | 8-0 | 6-13 | .462 | 4-9 | .444 | 2-3 | .667 | 3 | 0.4 | 1-0 | 2 | 1 | 0 | 0 | 18 | 2.3 | 2.7 |
| Ogundele | 10-0 | 7-12 | .583 | 0-0 | .000 | 2-4 | .500 | 11 | 1.1 | 12-0 | 0 | 3 | 3 | 1 | 16 | 1.6 | 5.3 |
| Mulvey | 7-0 | 1-2 | .500 | 0-0 | .000 | 0-0 | .000 | 2 | 0.3 | 6-0 | 0 | 2 | 0 | 0 | 2 | 0.3 | 2.9 |
| Laketa | 4-0 | 0-1 | .000 | 0-1 | .000 | 0-0 | .000 | 0 | 0.0 | 1-0 | 0 | 2 | 0 | 1 | 0 | 0.0 | 2.0 |
| <i>Team</i> | | | | | | | | 47 | | | | 8 | | | | | |
| TOTAL | 20 | 575-1295 | .444 | 175-489 | .358 | 266-377 | .706 | 726 | 36.3 | 345-4 | 289 | 176 | 85 | 145 | 1591 | 79.6 | 40.0 |
| OPP. | 20 | 526-1180 | .446 | 149-426 | .350 | 253-357 | .709 | 762 | 38.1 | 349-5 | 287 | 274 | 68 | 106 | 1454 | 72.7 | 40.0 |

| Score by Periods: | 1 | 2 | OT | Total |
|-------------------|-----|-----|----|-------|
| Iowa | 768 | 803 | 20 | 1591 |
| Opponents | 697 | 733 | 24 | 1454 |



| CATEGORY | IOWA | | OPPONENTS | |
|----------------------|------|------------------------------|-----------------------------|--|
| Points | High | 112 Northwestern | 90 Penn State | |
| | Low | 46 Rutgers | 48 Rutgers | |
| FG Made | High | 43 Northwestern | 33 Wisconsin/Penn State | |
| | Low | 17 Iowa State/Rutgers | 17 Penn State | |
| FG Att. | High | 77 Penn State | 74 Longwood/Penn State | |
| | Low | 54 Penn State | 49 Ohio State | |
| FG% | High | .614 Northwestern | .612 Purdue | |
| | Low | .270 N.C. Central | .308 Portland State | |
| 3-FG Made | High | 20 Alabama State | 14 Maryland | |
| | Low | 4 Kansas City/Michigan | 2 Rutgers/Ohio State | |
| 3-FG Att. | High | 44 Alabama State | 32 Longwood | |
| | Low | 16 Kansas City | 11 Ohio State | |
| 3-FG% | High | .655 Northwestern | .591 Purdue | |
| | Low | .185 Iowa State | .148 Portland State | |
| FTM | High | 35 N.C. Central | 27 Purdue | |
| | Low | 4 Minnesota | 2 Michigan State | |
| FTA | High | 41 N.C. Central | 37 Purdue | |
| | Low | 9 Minnesota | 4 Michigan State | |
| FT% (min. 10) | High | .944 Purdue | .875 Nebraska | |
| | Low | .444 Minnesota | .455 Purdue | |
| Off. Reb. | High | 20 Ohio State | 21 Iowa State | |
| | Low | 6 Purdue/Wisconsin | 2 Utah State | |
| Def. Reb. | High | 37 SE Louisiana | 38 Rutgers/Penn State | |
| | Low | 14 Illinois | 9 Northwestern | |
| Total Reb. | High | 50 SE Louisiana/Northwestern | 53 Penn State | |
| | Low | 23 Illinois | 18 Northwestern | |
| Assists | High | 28 Alabama State | 22 Indiana | |
| | Low | 8 Rutgers | 4 Western Illinois | |
| Steals | High | 15 Western Michigan/Indiana | 9 Indiana | |
| | Low | 2 Virginia | 0 Virginia | |
| Blocks | High | 8 Longwood/Western Illinois | 10 Rutgers | |
| | Low | 0 Purdue | 0 Illinois/Western Illinois | |
| Turnovers | High | 15 Northwestern | 24 Western Michigan | |
| | Low | 4 Virginia/Illinois | 5 Virginia/Rutgers | |
| Fouls | High | 29 Purdue | 30 N.C. Central | |
| | Low | 9 Western Michigan | 9 Minnesota | |

| GAME-BY-GAME SPECIALTY STATS | | | | | |
|------------------------------|-------------------|-------------|-------------|-------------|-------------|
| Date | Opponent | Pts. Off | Pts. in | 2nd | Bench |
| | | TO's | Paint | Chance | Points |
| 11/9 | Longwood | 17 | 36 | 17 | 42 |
| 11/12 | Kansas City | 25 | 58 | 11 | 28 |
| 11/16 | N.C. Central | 16 | 34 | 15 | 27 |
| 11/18 | Alabama State | 18 | 30 | 23 | 51 |
| 11/22 | Western Michigan | 36 | 50 | 14 | 63 |
| 11/26 | Portland State | 23 | 46 | 17 | 36 |
| 11/29 | Virginia | 5 | 30 | 13 | 12 |
| 12/3 | at #2 Purdue | 20 | 34 | 4 | 29 |
| 12/6 | Illinois | 26 | 42 | 11 | 43 |
| 12/9 | at #17 Iowa State | 11 | 20 | 10 | 13 |
| 12/18 | vs. Utah State | 18 | 48 | 6 | 25 |
| 12/21 | SE Louisiana | 19 | 42 | 14 | 34 |
| 12/29 | Western Illinois | 9 | 54 | 12 | 32 |
| 1/3 | Maryland | 14 | 40 | 17 | 10 |
| 1/6 | at #23 Wisconsin | 8 | 38 | 14 | 21 |
| 1/13 | Indiana | 34 | 42 | 16 | 46 |
| 1/16 | at Minnesota | 12 | 52 | 17 | 12 |
| 1/19 | at Rutgers | 6 | 22 | 8 | 0 |
| 1/22 | Penn State | 12 | 12 | 12 | 19 |
| 1/27 | #6 Purdue | 18 | 26 | 14 | 32 |
| 1/31 | at Penn State | 8 | 28 | 19 | 36 |
| 2/6 | Minnesota | 21 | 34 | 6 | 17 |
| 2/10 | at Maryland | 19 | 40 | 19 | 33 |
| 2/13 | Nebraska | 24 | 50 | 14 | 34 |
| 2/17 | Michigan | 9 | 42 | 14 | 16 |
| 2/19 | at #18 Ohio State | 16 | 36 | 18 | 25 |
| 2/22 | Michigan State | 13 | 22 | 14 | 33 |
| 2/25 | at Nebraska | 12 | 38 | 19 | 25 |
| 2/28 | Northwestern | 12 | 26 | 18 | 14 |
| 3/2 | at Michigan | 11 | 36 | 11 | 19 |
| 3/6 | at #20 Illinois | 9 | 36 | 8 | 27 |
| 3/10 | vs. Northwestern | 10 | 38 | 16 | 43 |
| 3/11 | vs. Rutgers | 6 | 36 | 9 | 18 |
| 3/12 | vs. Indiana | 13 | 24 | 9 | 12 |
| 3/12 | vs. #9 Purdue | 14 | 28 | 9 | 29 |
| 3/17 | vs. Richmond | 14 | 30 | 7 | 7 |
| AVG. | | 15.5 | 36.1 | 13.2 | 27.3 |

IOWA AND OPPONENT INDIVIDUAL HIGH PERFORMANCES

| CATEGORY | IOWA | | OPPONENTS | |
|---|--------------|---------------------------------------|-------------|--|
| Points | 37 | Keegan Murray (Nebraska) | 31 | Trayce Jackson-Davis (Indiana) |
| Field Goals Made | 15 (15-21) | Keegan Murray (Nebraska) | 15 (15-21) | Trayce Jackson-Davis (Indiana) |
| Field Goals Attempted | 23 (9-23) | Keegan Murray (Michigan) | 21 (15-21) | Trayce Jackson-Davis (Indiana) |
| Field Goal Percentage (min. 5 made) | .857 (12-14) | Keegan Murray (at Maryland) | .889 (8-9) | Leslie Nkereuwem (Longwood) |
| 3-Point Field Goals Made | 10 (10-16) | Jordan Bohannon (at Maryland) | 5 | Norman (WMU)/Ayala (Maryland)/Berry (NW) |
| 3-Point Field Goals Attempted | 16 (10-16) | Jordan Bohannon (at Maryland) | 12 (5-12) | Lamar Norman, Jr. (Western Michigan) |
| 3-Point Field Goals Pct. (min. 5 made) | .833 (5-6) | Keegan Murray (Maryland) | .556 (5-9) | Eric Ayala (Maryland) |
| Free Throws Made | 9 (9-10/9-9) | Ke. Murray (NCCU)/Kr. Murray (Purdue) | 9 (9-10) | Tyler Burton (Richmond) |
| Free Throws Attempted | 10 (9-10) | Keegan Murray (N.C. Central) | 11 (7-11) | John Harrar (Penn State) |
| Free Throw Pct. (min. 7 made) | 1.000 (9-9) | Kris Murray (Purdue) | 1.000 (8-8) | Xavier Johnson (Indiana) |
| Offensive Rebounds | 9 | Keegan Murray (N.C. Central) | 11 | James Jean-Marie (Portland State) |
| Defensive Rebounds | 14 | Keegan Murray (Northwestern) | 17 | Trevion Williams (Purdue) |
| Total Rebounds | 21 | Keegan Murray (N.C. Central) | 18 | Williams (Purdue)/Cockburn (Illinois) |
| Assists | 11 | Joe Toussaint (Alabama State) | 9 | Mulcahy (Rutgers)/Johnson (Indiana) |
| Steals | 5 | Tony Perkins (Northwestern) | 4 | Jones (Michigan)/Verge Jr. (Nebraska) |
| Blocks | 5 | Keegan Murray (Longwood) | 5 | Jackson-Davis (Indiana)/Liddell (Ohio State) |
| Turnovers | 4 | Jordan Bohannon (vs. Rutgers) | 6 | Lamar Norman, Jr. (Western Michigan) |

Season Bests

| <u>Player</u> | <u>Points</u> | <u>3-Pointers</u> | <u>Rebounds</u> | <u>Assists</u> | <u>Blocks</u> | <u>Steals</u> |
|-------------------|------------------|-------------------|------------------|-----------------|-----------------|-----------------|
| Austin Ash | 8, Portland St | 2, twice | 3, Michigan St | 3, Northwestern | --- | --- |
| Jordan Bohannon | 30, Maryland | 10, Maryland | 4, Nebraska | 5, twice | --- | 3, twice |
| Luc Laketa | 3, three times | 1, three times | 1, twice | 1, SE Louisiana | --- | 1, twice |
| Connor McCaffery | 17, Northwestern | 5, Northwestern | 8, SE Louisiana | 7, Portland St | --- | 3, Penn State |
| Patrick McCaffery | 18, twice | 4, Richmond | 7, three times | 4, three times | 2, twice | 3, Indiana |
| Riley Mulvey | 8, W. Michigan | --- | 5, Alabama St | 1, twice | 3, Northwestern | 1, Kansas City |
| Keegan Murray | 37, Nebraska | 8, Indiana | 21, N.C. Central | 4, Alabama St | 5, Longwood | 3, five times |
| Kris Murray | 29, Indiana | 3, four times | 11, Indiana | 3, Penn State | 3, Indiana | 3, Indiana |
| Josh Ogundele | 7, Purdue | --- | 5, twice | --- | 2, Illinois | 2, Portland St |
| Tony Perkins | 20, Nebraska | 2, six times | 12, Illinois | 6, Northwestern | 1, three times | 5, Northwestern |
| Filip Rebraca | 13, Maryland | 1, Alabama St | 13, Kansas City | 4, Northwestern | 2, six times | 3, Minnesota |
| Payton Sandfort | 21, Alabama St | 5, twice | 8, Nebraska | 2, five times | 1, four times | 1, four times |
| Joe Toussaint | 11, Alabama St | 2, Alabama St | 5, three times | 11, Alabama St | --- | 4, twice |
| Ahron Ulis | 12, N.C. Central | 1, four times | 5, twice | 8, W. Michigan | --- | 3, Illinois |

Career Bests

| <u>Player</u> | <u>Points</u> | <u>3-Pointers</u> | <u>Rebounds</u> | <u>Assists</u> | <u>Blocks</u> | <u>Steals</u> |
|-------------------|-----------------------|----------------------|-----------------------|---------------------|---------------------|----------------------|
| Austin Ash | 9, Savannah St., '18 | 3, Savannah St., '18 | 3, Michigan St, '22 | 3, Northwestern | --- | 2, Indiana |
| Jordan Bohannon | 30, twice | 10, Maryland, '22 | 7, twice | 14, Minnesota, '21 | 1, Nebraska '17 | 6, Pitt, '18 |
| Luc Laketa | 3, three times | 1, three times | 1, twice | 1, SE Louisiana | --- | 1, twice |
| Connor McCaffery | 19, UConn, '18 | 5, N'Western, '22 | 13, Michigan, '20 | 10, Maryland, '21 | 1, seven times | 3, seven times |
| Patrick McCaffery | 19, Nebraska, '21 | 4, Richmond, '22 | 7, three times | 4, three times | 2, four times | 3, Indiana |
| Riley Mulvey | 8, W. Michigan, '21 | --- | 5, Alabama St, '21 | 1, twice | 3, N'Western, '22 | 1, Kansas City, '21 |
| Keegan Murray | 37, Nebraska, '22 | 8, Indiana, '22 | 21, N.C. Central, '21 | 4, Alabama St, '21 | 5, Longwood, '21 | 3, six times |
| Kris Murray | 29, Indiana, '22 | 3, four times | 11, Indiana, '22 | 3, Penn State, '22 | 3, Indiana, '22 | 3, Indiana, '22 |
| Josh Ogundele | 7, Purdue, '21 | --- | 5, twice | --- | 2, Illinois '21 | 2, Portland St, '21 |
| Tony Perkins | 20, Nebraska, '22 | 2, six times | 12, Illinois, '22 | 6, N'Western, '22 | 1, four times | 5, N'Western, '22 |
| Filip Rebraca | 26, South Dakota, '20 | 2, eight times | 16, Denver, '20 | 5, twice | 8, Milwaukee, '19 | 4, Oral Roberts, '19 |
| Payton Sandfort | 21, Alabama St, '21 | 5, twice | 8, Nebraska, '22 | 2, five times | 1, four times | 1, four times |
| Joe Toussaint | 18, Penn State, '20 | 2, four times | 8, Cal Poly, '19 | 11, Alabama St, '21 | 1, W. Illinois, '20 | 6, Maryland, '21 |
| Ahron Ulis | 12, N.C. Central, '21 | 1, four times | 5, twice | 8, W. Michigan, '21 | 1, Oregon, '21 | 3, Illinois, '21 |



Capacity crowds at the 15,056-seat Carver-Hawkeye Arena are the norm in Iowa City. Iowa has ranked in the Top 30 in national attendance each of the past eight seasons (2021 season not included due to COVID attendance restrictions).

**2021-22 IOWA HAWKEYE FINAL NOTES**

- The Hawkeyes have been ranked in the final AP Poll each of the last three years: #16 in 2022; #8 in 2021; #25 in 2020. The last time Iowa has been ranked in the final AP Poll three consecutive seasons was 1987 (#6), 1988 (#17) and 1989 (#14).
- Iowa has won 68 games combined over the last three seasons (20 in 2020; 22 in 2021; 26 in 2022). The 68 victories are the fourth most over a three-year stretch in program history and most since winning 77 contests from 1987-89.
- Iowa won four games in four days (Northwestern, Rutgers, Indiana, Purdue) to capture the 2022 Big Ten Tournament Championship, its third tournament title in program history and first since 2006.
- Keegan Murray ranked fourth in the country in points per game (23.5); 34th in field goal percentage (.554); 46th in blocks per contest (1.94); and 51st in double-doubles (10). Murray was a consensus first-team All-American, unanimous All-Big Ten, recipient of the Karl Malone Power Forward of the Year Award, a six-time Big Ten Player of the Week honoree and was a finalist for the Wooden, Naismith, and Lute Olson national player of the year awards.
- Iowa has qualified for six NCAA tournaments over the last eight completed seasons (2014-16, 2019, 2021, 2022) and nine postseason tournaments over the last 10 completed seasons (6 NCAA; 3 NIT). The 2020 postseason was canceled due to COVID-19.
- Iowa won 26 games, the second most single season total in program history (30 in 1987).
- After his historic sophomore season, Keegan Murray declared for the NBA Draft. Murray is likely to become the program's first NBA Draft first-round selection since Ricky Davis in 1998.
- Keegan Murray became Iowa's single-season scoring leader (822 points). After going 117 years without a player scoring 700 points in a season, Iowa has had a player score over 700 points in each of the last three seasons: Luka Garza scored 740 in 2020 and 747 in 2021.
- Iowa posted its ninth upper division Big Ten finish in the last 10 seasons. Furthermore, the Hawkeyes have finished fifth place or better in the Big Ten regular season standings six of the last eight years.
- Iowa led the Big Ten and ranked fifth nationally in scoring offense (83.2). The Hawkeyes have led the league in scoring five of the last nine seasons, including the last four.
- The Hawkeyes boasted a 15-3 record in home games in 2021-22. Iowa has won 14+ home contests each of the last four years.
- The Hawkeyes won eight of their last 10 games away from home (Maryland; Ohio State; Nebraska; Michigan; Northwestern; Rutgers; Indiana; Purdue).
- Consensus First-Team All-American Keegan Murray is the only player nationally to average 23+ points and 8+ rebounds in 2021-22.
- Twenty-one of Iowa's 26 wins came by 10+ points, including 12 by 20 points or more.
- The Hawkeyes won 12 of their last 15 games -- winning 10 of the 12 by double figures -- dating back to Feb. 6. Iowa went 5-1 in neutral site contests in 2021-22.
- Iowa finished the season 12-3 after shifting Jordan Bohannon from off guard to point guard. Bohannon (2,033) became just the third Hawkeye to score 2,000 points.
- The Hawkeyes were tops in the country in assist-to-turnover ratio (1.74); fourth in fewest turnovers per game (9.2); and seventh in turnover margin (4.4).
- Fran McCaffery has coached a first-team All-Big Ten honoree seven of the last nine years. He has guided Iowa to 20+ wins eight of the last 10 seasons, including four-straight.
- Iowa joined Michigan State as the only schools to have their football, men's basketball, and women's basketball teams compete in the Big Ten Conference Championship all in the same season since the football championship game was introduced (2011-12).
- Iowa is the only school in the country in 2022 to have both a men's (Keegan Murray) and women's (Caitlin Clark) basketball finalist for both the Naismith and Wooden National Player of the Year awards.

IOWA WINS 4 GAMES IN 4 DAYS. WIN BIG TEN TOURNAMENT TITLE

Iowa outscored ninth-ranked Purdue 12-4 over the final 2:45 to post a 75-66 triumph and capture the program's third Big Ten Tournament championship in Indianapolis.

- The Hawkeyes (2001, 2022) joined Michigan (2017, 2018) as the only schools to win Big Ten Tournament titles twice by winning four games in four days.
- All-American Keegan Murray was named the Big Ten Tournament Most Outstanding Player, while Murray and Jordan Bohannon were named to the all-tournament team.
- Murray broke the record for most points (103) and field goals made (38) in a single Big Ten Tournament, surpassing the previous mark of 92 points and 34 field goals made by Ohio State's Duane Washington Jr. in 2021.
- Murray posted his team-leading 10th double-double of the year (19 points, 11 rebounds).
- Indianapolis native, Tony Perkins, netted 11 points, reaching double figures four of the last six outings.
- Iowa boasted a +11 turnover margin, forcing 17 turnovers while committing only six.
- Both Iowa's men's and women's basketball teams won the Big Ten Tournament title in the same year for a second time (2001 and 2022).

RICHMOND UPENDS HAWKEYES AT NCAA TOURNAMENT

Iowa lost an NCAA Tournament First Round game for the first time since 2014 (First Four) on March 17, when Richmond edged the fifth-seeded Hawkeyes, 67-63, in Buffalo.

- Keegan Murray scored a team-high 21 points and finished with nine rebounds. It was his 26th game with 20 or more points this season.
- Patrick McCaffery tied a season high, netting 18 points. The Hawkeyes made a total of six triples (6-of-29), with McCaffery making a personal-best four 3-point field goals. Iowa's 20.7 percentage from 3-point range was its second lowest percentage from long distance in 2021-22.
- The Hawkeyes won the rebounding battle, 40-36. It marked the first time in 2021-22 that Iowa lost when winning the rebounding battle (20-1).
- Iowa went on an 11-0 run in the second half. It was the 27th run of 10 or more points in 2021-22.
- Iowa was held to 63 points, its lowest output since Jan. 19 at Rutgers (46 points).
- The Hawkeyes had won at least one game in each of its last four NCAA Tournament appearances.

IOWA HISTORY

Iowa has played 2,908 games since beginning basketball in 1902. Iowa's overall record is 1,720-1,188 (.591). Iowa's 1,720 wins are 36th most among Division I programs. That includes a 1,097-377 (.744) record in home games, a 621-813 (.433) record in contests away from Iowa City, an 815-812 (.501) mark in Big Ten games and a 501-151 (.768) record in Carver-Hawkeye Arena.

HISTORY BOOK UPDATE

The 2022 Hawkeyes etched their name in the school record book with a number of top single-season team performances:

- School record - 331 3-point FGM (previous record was 301 set in 2021)
- School record - 912 3-point FGA (previous record was 791 set in 2017)
- School record - 2,322 field goals attempted (previous record was 2,194 set in 1987)
- Third most - 2,995 points (highest single season point total since 3,181 in 1988)
- 264 steals are most in a single season since collecting 268 in 1999
- Averaged 83+ points each of the last two seasons; last time Iowa averaged 83+ points in back-to-back seasons was 1994-95
- 156 blocked shots are most in a season since rejecting 156 in 2016

BIG TEN TOURNAMENT RECORD BREAKERS

The Hawkeyes put together one of the most dominating runs in Big Ten Tournament history, breaking six team single Big Ten Tournament records: total points (351); field goals made (123); field goal attempts (245); 3-point field goals made (48); 3-point field goal attempts (111); and assists (75).

Iowa tied the Big Ten Championship game for steals, equaling Ohio State's 13 established in the 2002 title game.

In Iowa's second round victory over Northwestern, the Hawkeyes broke four Big Ten Tournament records: total points (112); 3-pointers made (19); field goals made (43); and margin of victory (36). Iowa also broke/tied eight team records in a Big Ten Tournament game in the victory over the Wildcats: total points (112); points in a half (64); field goals (43); 3-pointers made (19); 3-point attempts (29); field goal percentage (.614); 3-point field goal percentage (.655); and assists (25).

Iowa broke another school Big Ten Tournament game record in its quarterfinals triumph over Rutgers, sinking 92.6 percent (25-of-27) from the foul line.

All-American Keegan Murray broke the record for most points (103) and field goals made (38) in a single Big Ten Tournament, surpassing the previous mark of 92 points and 34 field goals made by Ohio State's Duane Washington Jr. in 2021. Additionally, his eight 3-pointers made (10 attempted) tied the tournament single game record.

BIG TEN TOURNAMENT NOTEABLES

Other than the numerous team and individual records broken, there were plenty of highlights during Iowa's four days to a championship.

- Iowa rallied from double-digit first-half deficits in its quarterfinals and semifinals wins (10, Rutgers and 12, Indiana).
- Jordan Bohannon drained a game-winning 3-pointer with 1.1 seconds remaining to lift Iowa to a 77-74 win over Indiana in the semifinals. The sixth-year senior made three of his four triples over the final 2:30 against the Hoosiers.
- All-American Keegan Murray tallied a game-best 32 points, bolstered by shooting a blistering 8-of-10 from 3-point range, and pulled down a team-best nine rebounds in the win over Indiana.
- Trailing by six (71-65), Iowa outscored the Hoosiers 15-6 over the final 3:27.
- Iowa made 77 percent (57-of-74) of its free throw attempts in the four games. The Hawkeyes missed only four combined free throws versus Rutgers and Indiana (35-of-39, .897). Iowa made its first 22 attempts from the charity stripe versus the Scarlet Knights.
- Bohannon became just the third Hawkeye to score 2,000 points when he reached the milestone against Rutgers. He has scored in double figures 100 times in his career.
- Murray surpassed 2021 National Player of the Year Luka Garza's single-season scoring record on March 11 versus the Scarlet Knights.
- All 14 players scored in Iowa's 36-point victory over Northwestern in the second round.
- The Hawkeyes drained a staggering 19 3-pointers against Northwestern. Ten different Hawkeyes made at least one 3-pointer against the Wildcats.
- Iowa tallied 64 first-half points against Northwestern, the most the Hawkeyes scored in a half (first or second) this season.

BACK-TO-BACK HERCULEAN EFFORTS

Big Ten players with 23+ ppg, 8+ rpg, and 55+% field goal percentage since 1970-71:

1970-71 to 2019-20 (50 seasons)

Mychal Thompson (MINN): 1975-76
Alan Henderson (IND): 1994-95

2020-21 to 2021-22 (2 seasons)

Luka Garza (IOWA): 2020-21
Keegan Murray (IOWA): 2021-22

MURRAY IN ELITE COMPANY

Sophomore Keegan Murray amassed 822 points, 68 blocked shots and 66 3-pointers in 2021-22. Murray joins Kevin Durant (2006-07) as the only two players nationally over the last 30 years with 800+ points, 50+ blocks, and 50+ 3-pointers in a single season.

Murray is just the eighth men's basketball player in Big Ten history win 800 points in a single season and second this century (Purdue's Carsen Edwards, 874).

Murray amassed 1,046 points in 66 games as a Hawkeye. He is just the fifth Hawkeye to reach over 1,000 career points in their first two seasons, joining Sam Williams, John Johnson, Fred Brown and Reggie Evans. He is the 51st Hawkeye with 1,000 career points.

McCAFFERY CLIMBS WINS CHART

Fran McCaffery and the Hawkeyes have reached 20 wins eight of the last 10 seasons. McCaffery and Tom Davis (10) are the only Iowa coaches to win 20 or more games in at least eight seasons.

Iowa finished the 2021-22 season with 26 wins, second most in school history (30 in 1987).

Among Iowa's head basketball coaches, McCaffery ranks second in tournament appearances behind Davis (9). Davis is Iowa's all-time winningest coach, while McCaffery is second.

BACK-TO-BACK-BACK

Iowa became the first school to have a men's basketball player lead the Big Ten in scoring three straight seasons since Purdue from 1968-70.

Iowa's Luka Garza led the conference in scoring average in 2020 (26.2 ppg) and 2021 (21.9 ppg). Keegan Murray led the league in 2022, averaging 23.5 points per game in all games. Murray finished the 20-game league schedule as the Big Ten's leading scorer, averaging 22.8 points per contest.

Purdue legend Rick Mount led the Big Ten in scoring in 1968 (29.7 ppg), 1969 (35.2 ppg), and 1970 (39.4 ppg).

IOWA'S STATISTICAL COMPARISONS

| | All Games | Big Ten | Home Games | Away Games | Iowa Wins | Iowa Losses |
|------------|-----------|---------|------------|------------|-----------|-------------|
| Record | 26-10 | 12-8 | 15-3 | 11-7 | 26-0 | 0-10 |
| Points | 83.2 | 79.6 | 87.3 | 79.1 | 88.2 | 70.3 |
| Opp. Pts | 71.2 | 72.7 | 68.6 | 73.7 | 68.9 | 77.0 |
| FG% | .461 | .444 | .468 | .455 | .491 | .386 |
| FG Def. | .437 | .446 | .417 | .458 | .433 | .449 |
| 3-PT% | .363 | .358 | .363 | .363 | .393 | .280 |
| 3-pt. Def. | .329 | .350 | .317 | .344 | .325 | .338 |
| FT% | .749 | .706 | .791 | .701 | .769 | .694 |
| REB | 37.3 | 36.3 | 39.5 | 35.1 | 38.7 | 33.8 |
| AST | 16.0 | 14.5 | 16.7 | 15.3 | 17.0 | 13.5 |
| TO | 9.2 | 8.8 | 9.1 | 9.3 | 9.2 | 9.1 |
| STL | 7.3 | 7.3 | 8.3 | 6.3 | 7.8 | 6.2 |
| BLK | 4.3 | 4.3 | 4.7 | 3.9 | 4.5 | 4.0 |

KEEGAN MURRAY ONE OF THE NATION'S BEST

Keegan Murray had a breakout sophomore campaign putting together the greatest season by an underclassman in program history. Murray earned consensus first-team All-America honors as well as being a unanimous first-team All-Big Ten honoree. Murray was the recipient of the Karl Malone Power Forward of the Year Award and was a finalist for the Naismith, Wooden and Lute Olson Player of the Year awards, and the Lefty Driesell Defensive Player of the Year Award.

Murray became the program's fourth consensus first-team All-American, joining Murray Wier (1948), Charles Darling (1952), and Garza (2020 and 2021).

Murray, who declared for the NBA Draft, totaled 303 rebounds, 68 blocks, 66 3-point field goals, 52 assists, 45 steals and a school single-season record 822 points in his historic sophomore campaign. He is only



the second player in Division I history to amass more than 800 points, 60 blocks, and 60 3-pointers in a single season (Texas' Kevin Durant in 2007). Additionally, he is the first player with more than 800 points and 300 rebounds with a field goal percentage of 55 percent or better in a single season since North Carolina's Antawn Jamison in 1998.

Murray ranked first in the country in Player Efficiency Rating (37.8); fourth in points per game (23.5); 34th in field goal percentage (.554); 46th in blocks per contest (1.94); and 51st in double-doubles (10). His 23.5 points per game average is tops among players from a major conference and marks the third consecutive season a Hawkeye has led the Big Ten in scoring (Garza in 2020 and 2021). Murray was the only player nationally to average 23+ points and 8+ rebounds in 2022.

Murray averaged 7.2 points per game last year and averaged 23.5 this season (+16.3), which is the largest points per game increase by a Big Ten player in 49 years (Illinois' Rick Schmidt's scoring average improved +17.6 from 1972-73).

The Cedar Rapids, Iowa, native tallied 20+ points 26 times and 25+ points 16 times this season, both of which ranked first nationally. Murray was voted the Big Ten Tournament Most Outstanding Player after totaling a tournament record 103 points and 38 field goals made in four games in leading the Hawkeyes to their third tournament championship and first since 2006. He tied a Big Ten Tournament single game record with eight made 3-pointers (10 attempts), in a 32-point outburst in a semifinal win over Indiana.

He was named Big Ten Player of the Week a program-best six times this season (Nov. 22; Dec. 20; Jan. 3; Feb. 14; Feb. 28, March 6). Murray joins Ohio State's Evan Turner (7 in 2009-10) and Purdue's Caleb Swanigan (6 in 2016-17) as the only Big Ten players since the weekly award was introduced prior to the 1981-82 season to earn six or more weekly honors by the Big Ten in a single season.

Iowa has had a player named a Wooden Award National Semifinalist three straight years and four of the last seven. Former Hawkeye Luka Garza earned the 2021 John R. Wooden Award and was a finalist in 2020, while Jarrod Uthoff was a semifinalist in 2016. Garza was also the recipient of the 2021 Lute Olson Award.

Murray is the program's first sophomore to be voted to the All-Big Ten First Team since Ronnie Lester in 1978.

Murray totaled 26 points or more an NCAA-best 16 times this year. He is also the only Hawkeye underclassman (freshman or sophomore) with five 30+ performances in a single season.

His 303 rebounds are 10th most in Iowa single-season history, while his 68 blocks rank eighth best.

Murray, who posted a team-leading 10 double-doubles this season, combined for 65 points in two games against Maryland.

Murray poured in a career-best 37 points, six rebounds, and a game bests in steals (3) and blocks (2) against Nebraska on Feb. 13. The 37 points are believed to be the third most by any men's basketball player in Carver-Hawkeye Arena's 39-year history (45 by Brian Quinnett of Washington State in 1986; 41 by Iowa's Luka Garza in 2020).

Murray became the first Hawkeye to score 30+ points in back-to-back Big Ten games since Matt Gatens 10 years ago in 2012 (30 vs. Indiana and 33 vs. Wisconsin).

Murray exploded for a then career-best 35 points versus Utah State. He scored 18 straight Iowa points spanning 6:08 in the first half. Murray was six points from the Sanford Pentagon record.

Murray had a historic stat line against N.C. Central, registering 27 points, 21 rebounds, and four blocks. He became the fourth Hawkeye over the last five decades, and first since 1977, to score 20+ points and grab 20+ rebounds.

2022 KEEGAN MURRAY HONORS

- Karl Malone Power Forward of the Year
- John R. Wooden Award Finalist, All-American
- Naismith Player of the Year Trophy Finalist
- Lute Olson National Player of the Year Finalist
- Lefty Driesell Defensive Player of the Year Finalist

- Consensus First Team All-America
- Sporting News First Team All-America
- Associated Press First Team All-America
- USBWA First Team All-America
- The Athletic First Team All-America
- NABC Second Team All-America Team
- NABC First Team All-District Team
- USBWA All-District VI Team
- All-Big Ten First Team honoree (unanimous)
- Associated Press All-Big Ten First Team selection (unanimous)
- Big Ten Tournament Most Outstanding Player and All-Tournament Team
- NABC First Team All-District
- The Athletic Midseason Second Team All-America
- Naismith Trophy National Player of the Week (Feb. 14)
- Big Ten Co-Player of the Week (March 7)
- Big Ten Player of the Week (Feb. 28)
- Big Ten Co-Player of the Week (Feb. 14)
- Big Ten Player of the Week (Jan. 3)
- Big Ten Player of the Week (Dec. 20)
- Big Ten Co-Player of the Week (Nov. 22)

3 HAWKEYES GARNER POSTSEASON ALL-BIG TEN RECOGNITION

Keegan Murray was a unanimous first team selection by both the media and coaches, marking the third straight season a Hawkeye has been a unanimous first team selection (Luka Garza in 2020 and 2021). Murray was also tabbed a unanimous first-team all-conference honoree by the Associated Press. Jordan Bohannon earned honorable mention recognition, while Patrick McCaffery is the recipient of Iowa's Big Ten Men's Basketball Sportsmanship Award.

Head coach Fran McCaffery has coached a first-team All-Big Ten honoree in seven of the last nine seasons, the most over a nine-year span since 1944-52. Murray joins Devyn Marble (2014), Aaron White (2015), Jarrod Uthoff (2016), Peter Jok (2017), and Garza (2020 and 2021) as first team selections.

Murray ranked first in the country in Player Efficiency Rating (37.8); fourth in points per game (23.5); 34th in field goal percentage (.554); 46th in blocks per contest (1.94); and 51st in double-doubles (10). His 23.5 points per game average was tops among players from a major conference.

Bohannon earned postseason conference recognition for a fifth time, earning third team accolades as a junior, honorable mention honors three times, and voted to the All-Freshman Team in 2017. He ranked first on the team in 3-pointers made per game (2.53), second in scoring (11.0), first in free throw accuracy (.889, 80-of-90) and fourth in assists per game (1.8).

McCaffery ranked third on the team in points per game (10.5), and fourth in rebounds (3.6) and blocks (0.5) per contest.

TWICE AS NICE

Sophomores Keegan and Kris Murray ranked first and fourth, respectively, in team scoring. Keegan averaged 23.5 points, while Kris was Iowa's leading scorer (9.7 ppg) and rebounder (4.3 rpg) off the bench. Keegan also ranks first on the squad in rebounds per game (8.7), blocks per game (1.94), 3-point accuracy (.398, 66-of-166) and free throws made (142); while Kris ranks second on the squad in blocks per contest (0.9), 3-point accuracy (.397, 43-of-111), third in rebounds (4.3) and fourth in steals (29).

Keegan was a phenomenal finisher around the rim, hitting 62 percent on 2-point tries and a team-best 39.8 percent from behind the 3-point arc.

Kris averaged 21.7 points and 9.5 rebounds per 40 minutes played as a sophomore. He posted single season bests in every statistical category, improving his scoring average by +9.1 points per game and rebounding average by 3.7 per outing.

Kris' 31 blocks tie for Glen Worley (2002) for seventh most and his 43 3-point field goals are eighth most by a Hawkeye sophomore.

Kris made at least one 3-pointer in a team-best 17 consecutive games (Jan. 22-March 13). He recorded multiple steals in 10 games and multiple blocks in nine contests.



BOHANNON WINS 3-POINT CONTESTS

The Big Ten's all-time 3-point leader Jordan Bohannon won the 2022 Men's College 3-Point Contest held on March 31, in New Orleans, the site of the Final Four.

Bohannon becomes the second Hawkeye in six years to win the 3-Point Contest; Peter Jok was the last Hawkeye to compete in the event and was crowned champion of the 2017 event in Phoenix.

Bohannon defeated a field that included Brad Davison (Wisconsin), Alfonso Plummer (Illinois), Sasha Stefanovic (Purdue), Carl Pierre (Rice), Alex O'Connell (Creighton) and Davion Mintz (Kentucky).

Bohannon edged Davison in the finals, 18-17. Bohannon went into the final three racks with just five points, but he made eight straight shots, including a perfect rack at the top of the key. Bohannon trailed by three going into the final rack, but he delivered by sinking the first four balls.

Bohannon then went on to win the "Battle of the Champions," edging Kendall Spray of Florida Gulf Coast, 21-19. Bohannon made 11 straight shots and drained his last money ball attempt, which proved to be the difference.

JORDAN BOHANNON HOLDS 5 IOWA RECORDS

Jordan Bohannon, who competed in his sixth season, is the program's career leader in four statistical categories: assists (704), 3-pointers made (455), games played (179), and free throw percentage (.887, 370-417). He sank a school and Xfinity Center record 10 3-pointers at Maryland on Feb. 10, 2022. The 10 triples were one shy of tying the Big Ten record. His 455 triples are the most in Big Ten history and 192 more than any other Hawkeye.

He made 91 treys this season, second most in the Big Ten and 39th nationally.

Bohannon (179) is the NCAA all-time leader in career games played. He is fourth in the NCAA with 455 career 3-point field goals made. The 455 triples are the second most by a player from a major conference (457 by Duke's J.J. Reddick). He ranks third in career scoring at Iowa (2,033) and sixth in field goals made (604).

In four games at the Big Ten Tournament, he averaged 13 points a game, shooting 45.5 percent from the field, 43.3 percent from 3-point range and 90 percent from the foul line. He connected on the game-winning 3-pointer with 1.1 seconds remaining in the semifinal win over Indiana. He was one of two Hawkeyes named to the all-tournament team.

Bohannon, an honorable mention all-conference honoree in 2021 and 2022, is the only Division I player over the last 25 years to make 75+ 3-pointers in five seasons.

Bohannon ranked first in the league in 3-point accuracy (.394) and second in 3-pointers made per game (2.58) in 2021. He was second in the conference in assist-to-turnover ratio (3.07) and fourth in assists per contest (4.4).

He is the only Division I player to amass more than 700 assists and 450 3-pointers.

Bohannon is one of only three Hawkeyes to post four 100-assist seasons (Jeff Horner, Dean Oliver). He has accumulated seven points-assists double-doubles, the most in school history. Bohannon registered a school-record eight games with 10 or more assists.

HAWKEYE FASTBREAKS

- Iowa made its 28th NCAA Tournament appearance, only 15 schools playing in 2022 tournament competed in more. The Hawkeyes were the overall 20th seed.
- Eight of Iowa's nine losses during the 2021-22 regular season came to teams who qualified for the NCAA Tournament.
- The Big Ten matched its highest number of teams to qualify for an NCAA Tournament with nine. The conference also sent nine in 2021.
- Iowa has been a top five seed in the last three B1G Tournaments.
- The Hawkeyes were 20-1 in 2022 when outrebounding their opponents and 12-0 when Iowa shot 50 percent or better from the field. The lone setback came in Iowa's final game against Richmond in the NCAA Tournament.
- Iowa has won 10 or more Big Ten games seven of the last eight seasons.

- Iowa scored 700 points over an eight-game stretch from Feb. 10 to March 3 (87.5 ppg). That is the most points by any team in an eight-game span of Big Ten play since 1995, when the Hawkeyes themselves had 709 in eight games from Feb. 9 to March 8.
- The Hawkeyes had scoring runs of 10-0 or more a combined 27 times in 2021-22.
- The Hawkeyes notched at least one regular season victory over Michigan, Michigan State, Ohio State, and Indiana for the first time in the same season since 2006.
- Iowa is 130-28 when scoring 80 points or more, the last 12 seasons. The Hawkeyes are 91-3 when holding opponents to fewer than 61 points, the last 12 years.
- Iowa went 7-1 during the month of February, its most wins in February since winning all eight February contests in 1981.
- The Hawkeyes had six players score in double figures in its double-digit win at Nebraska on Feb. 25.-The last time Iowa had six score double figures in a game was versus Green Bay on Nov. 11, 2018. The last time that occurred in a conference game was Jan. 30, 2018, against Minnesota.
- The Hawkeyes posted three regular season sweeps over Big Ten opponents this season. Iowa swept Maryland, Minnesota and Nebraska. Iowa notched single-play wins over Indiana, Michigan State, Northwestern, and Ohio State.
- Iowa has won 77 of its last 82 nonconference home games, dating back to 2012.
- Keegan and Kris Murray led the squad in 3-point accuracy. Keegan made 39.8 percent (66-of-166) of his attempts, while his brother Kris was narrowly second (.397, 43-of-111). Keegan made a combined 11-of-18 (.611) in the Big Ten Tournament semifinals and championship.
- The Hawkeyes advanced to the Big Ten Tournament Championship game for the fourth time and captured their third tournament title in program history (2001, 2006, 2022, lost in 2002).
- Jordan Bohannon (30) and Keegan Murray (30) became the first Hawkeye duo to score 30+ points in the same game (at Maryland) since Bruce King (36) and Scott Thompson (30) at Michigan on Jan. 31, 1976.
- Iowa made the most of its trips to the foul line. The Hawkeyes shot 74.9 percent from the foul line, which ranked fourth in the Big Ten and 67th nationally. Iowa's 522 free throw makes were second in the Big Ten and 19th most in the NCAA. Iowa made its first 22 free throw attempts in the tournament win over Rutgers and ended the game 25-of-27, setting an Iowa tournament record for accuracy (.926).
- Iowa's Keegan Murray (7 games this season) and Luka Garza (19 in a row) are the only two Big Ten men's basketball players to have scored 20+ points in seven straight games over the last decade.
- Keegan Murray and Kansas State's Michael Beasley (2007-08) are the only two players from a major conference to score 24+ points in each of their first five games of the season over the last 15 years. He is one of three Big Ten players since the 2002-03 season with six consecutive 20-point games to start the season.
- Iowa posted school single-game records in 3-pointers made (20) and attempted (44) against Alabama State on Nov. 18, besting the previous records of 19-of-43 against Savannah State on Dec. 22, 2018. Iowa's 20 3-pointers made equals the Carver-Hawkeye Arena record (20 by Purdue on Jan. 20, 2018).
- The Hawkeyes topped the century mark in three of their first five games (Longwood, Alabama State, Western Michigan). The last time an Iowa team scored 100+ points in three of its first five games was the start of the 1997-98 season.
- Iowa has won three straight games over Michigan State, dating back to 2021; that is the longest win streak over the Spartans since 2006. The Hawkeyes have defeated the Spartans by a combined 56 points in its last two victories -- 88-58 on Feb. 13, 2021, in East Lansing and 86-60 on Feb. 22, 2022. The 26-point victory is the largest margin in Iowa City since 1996 (83-47).
- The Hawkeyes have won seven of their last nine, including four straight, Big Ten/ACC Challenge games.



| School | 1st Mtg. | Last Mtg. | W-L | School | 1st Mtg. | Last Mtg. | W-L | School | 1st Mtg. | Last Mtg. | W-L |
|----------------------|----------|-----------|-------|----------------------|----------|-----------|-------|---------------------|----------|-----------|--------|
| Abilene Christian | 1986 | 1986 | 2-0 | Clemson | 1963 | 2011 | 2-1 | Harvard | 1948 | 1948 | 1-0 |
| Air Force | 2005 | 2005 | 1-0 | Coe | 1905 | 1921 | 15-2 | Haskall Indians | 1909 | 1909 | 1-0 |
| Alabama | 2007 | 2010 | 1-1 | Colgate | 1990 | 2006 | 3-0 | Hawai'i | 1970 | 2001 | 3-0 |
| Alabama-Birmingham | 1999 | 2017 | 2-0 | Colorado | 1954 | 2017 | 5-3 | Hawaii-Hilo | 1986 | 1991 | 2-0 |
| Alabama State | 2002 | 2022 | 4-0 | Colorado College | 1949 | 1950 | 2-0 | Hawaii-Pacific | 1986 | 1986 | 1-0 |
| Alaska-Anchorage | 1987 | 1987 | 1-0 | Colorado State | 1954 | 1980 | 2-2 | Highland Park | 1903 | 1913 | 4-1 |
| Alcorn State | 2014 | 2014 | 1-0 | Concordia (MO) | 1930 | 1930 | 0-1 | Holy Cross | 1976 | 1976 | 1-0 |
| American-Puerto Rico | 1993 | 1993 | 1-0 | Connecticut | 1996 | 2018 | 3-1 | Houston | 1969 | 1982 | 1-1 |
| Arizona | 1958 | 1996 | 5-3 | Coppin State | 1999 | 2015 | 4-0 | Howard | 2012 | 2012 | 1-0 |
| Arizona State | 1981 | 2007 | 1-2 | Cornell (IA) | 1911 | 1924 | 16-4 | Idaho | 1982 | 1982 | 0-1 |
| Arkansas | 1966 | 1999 | 3-2 | Cornell (NY) | 1958 | 2007 | 3-0 | Idaho State | 2008 | 2010 | 2-0 |
| Arkansas-Little Rock | 1985 | 1986 | 2-0 | Creighton | 1922 | 2011 | 14-11 | Illinois | 1908 | 2022 | 76-90 |
| Arkansas-Pine Bluff | 2013 | 2013 | 1-0 | Dartmouth | 1988 | 1994 | 2-0 | Illinois State | 1988 | 1988 | 0-1 |
| Arkansas State | 1986 | 1986 | 0-1 | Davidson | 1969 | 2015 | 2-0 | Illinois YMCA | 1906 | 1906 | 0-1 |
| Army | 1992 | 1992 | 1-0 | Dayton | 1980 | 2015 | 2-1 | Illinois Wesleyan | 1921 | 1985 | 3-1 |
| Ashland (OH) | 1971 | 1971 | 1-0 | Delaware | 1987 | 1987 | 1-0 | Indiana | 1909 | 2022 | 80-106 |
| Augustana (IL) | 1902 | 1946 | 8-2 | Delaware State | 2016 | 2016 | 1-0 | Indiana State | 1941 | 2013 | 2-0 |
| Augustana (SD) | 1976 | 1976 | 1-0 | Denver | 1937 | 1978 | 7-0 | Iowa National Guard | 1905 | 1913 | 2-1 |
| Austin Peay | 1997 | 1997 | 1-0 | DePaul | 1939 | 2020 | 2-2 | Iowa State | 1910 | 2022 | 47-28 |
| Baylor | 1983 | 2013 | 1-1 | DePauw | 1940 | 1952 | 4-0 | Iowa Wesleyan | 1912 | 1916 | 3-0 |
| Bethune Cookman | 2023 | 2023 | 0-0 | Des Moines College | 1903 | 1903 | 1-0 | IPFW | 2011 | 2011 | 1-0 |
| Boise State | 2011 | 2011 | 1-0 | Des Moines YMCA | 1902 | 1913 | 3-5 | Ithaca | 1949 | 1949 | 1-0 |
| Boston College | 1975 | 2009 | 0-2 | Detroit | 1941 | 2001 | 7-0 | Jackson State | 1989 | 1989 | 1-0 |
| Boston University | 1985 | 2002 | 3-0 | Drake | 1909 | 2017 | 59-10 | Jacksonville | 1970 | 1970 | 0-1 |
| Bowling Green | 1968 | 1971 | 3-0 | Drexel | 1990 | 1990 | 1-0 | James Madison | 1983 | 1983 | 1-0 |
| Bradley | 1930 | 2008 | 6-4 | Dubuque YMCA | 1902 | 1902 | 1-0 | Kansas | 1902 | 2000 | 7-3 |
| Brigham Young | 1983 | 1987 | 2-0 | Duke | 1969 | 2002 | 1-7 | Kansas City | 2015 | 2022 | 3-0 |
| BYU-Hawaii | 1995 | 1995 | 1-0 | Duquesne | 1930 | 1972 | 2-2 | Kansas City AC | 1907 | 1907 | 0-1 |
| Brown | 1989 | 2011 | 2-0 | Eastern Illinois | 1989 | 2008 | 5-0 | Kansas State | 1947 | 2009 | 4-4 |
| Bryant | 2009 | 2018 | 2-0 | Eastern Michigan | 1993 | 1993 | 1-0 | Kennesaw State | 2016 | 2020 | 2-0 |
| Bucknell | 1998 | 1998 | 1-0 | Eastern Washington | 2004 | 2004 | 1-0 | Kent | 1977 | 1979 | 3-0 |
| Butler | 1924 | 1992 | 6-6 | East Tennessee State | 1991 | 1996 | 2-0 | Kentucky | 1956 | 2006 | 3-5 |
| California | 1952 | 1997 | 6-4 | Evansville | 1960 | 1966 | 5-2 | Knox | 1922 | 1943 | 4-0 |
| Cal-Irvine | 1987 | 1993 | 2-1 | Fairfield | 2006 | 2006 | 1-0 | Lafayette | 1988 | 1988 | 1-0 |
| Cal-Poly | 1969 | 2020 | 2-0 | Farleigh Dickinson | 2013 | 2013 | 1-0 | La Salle | 1955 | 1996 | 1-1 |
| Cal State-Northridge | 1978 | 1997 | 2-0 | Florida Atlantic | 2003 | 2003 | 1-0 | Lawrence Tech | 1950 | 1950 | 0-1 |
| Cal-Santa Barbara | 1990 | 1990 | 1-0 | Florida Gulf Coast | 2008 | 2008 | 1-0 | Leander-Clarke | 1912 | 1914 | 3-0 |
| Campbell | 2011 | 2011 | 0-1 | Florida State | 1988 | 2015 | 2-1 | Lehigh | 1986 | 1994 | 2-0 |
| Carleton | 1911 | 1948 | 10-6 | Furman | 1986 | 1986 | 1-0 | Lewis Institute | 1906 | 1911 | 0-2 |
| Carnegie Tech | 1950 | 1950 | 1-0 | Gardner-Webb | 2012 | 2015 | 2-0 | Liberty | 2003 | 2003 | 1-0 |
| Cedar Rapids YMCA | 1908 | 1908 | 2-0 | George Mason | 1985 | 1985 | 1-0 | Lombard | 1917 | 1922 | 2-1 |
| Centenary | 1992 | 2005 | 3-0 | George Washington | 1996 | 1996 | 1-0 | Long Beach State | 1994 | 2010 | 1-1 |
| Central Conn. State | 1993 | 1993 | 1-0 | Georgetown | 1980 | 1980 | 1-0 | Long Island | 1995 | 1998 | 2-0 |
| Central Arkansas | 2011 | 2011 | 1-0 | Georgia | 1989 | 1998 | 1-1 | Longwood | 2014 | 2022 | 2-0 |
| Central Florida | 1989 | 1989 | 1-0 | Georgia State | 1985 | 2007 | 2-0 | Loyola-Chicago | 1936 | 1968 | 4-3 |
| Central Michigan | 2012 | 2012 | 1-0 | Georgia Tech | 2001 | 2003 | 1-1 | Loyola-Marymount | 1956 | 1987 | 2-0 |
| Charleston Southern | 2009 | 2009 | 1-0 | Gonzaga | 1984 | 2021 | 2-2 | Loyola-New Orleans | 1957 | 1960 | 2-0 |
| Charlotte | 1973 | 1973 | 1-0 | Grambling State | 1997 | 2017 | 2-0 | Los Angeles State | 1962 | 1962 | 1-0 |
| Chaminade | 1991 | 1997 | 2-0 | Grand Canyon | 2021 | 2021 | 1-0 | Louisiana | 2017 | 2017 | 0-1 |
| Chattanooga | 2001 | 2001 | 1-0 | Green Bay | 1974 | 2018 | 3-0 | Louisiana-Monroe | 1976 | 2010 | 4-1 |
| Chicago | 1905 | 1946 | 33-17 | Grinnell | 1902 | 1917 | 18-19 | Louisiana Tech | 1992 | 2010 | 3-0 |
| Chicago State | 1973 | 2017 | 5-0 | Hamline | 1935 | 1935 | 1-0 | LSU | 1964 | 2002 | 0-3 |
| Cincinnati | 1960 | 2020 | 4-6 | Hampton | 2014 | 2014 | 1-0 | Louisville | 1980 | 2005 | 2-2 |
| Citadel | 2007 | 2009 | 2-0 | Hardin-Simmons | 1971 | 1972 | 2-0 | Luther | 1908 | 1910 | 3-0 |

SERIES RESULTS VS. ALL OPPONENTS



| School | 1st Mtg. | Last Mtg. | W-L | School | 1st Mtg. | Last Mtg. | W-L | School | 1st Mtg. | Last Mtg. | W-L |
|--------------------------|----------|-----------|---------|------------------------|----------|-----------|-------|-------------------------|----------|-----------|-------|
| Mankato State | 1978 | 1978 | 1-0 | Oklahoma | 1952 | 1987 | 3-2 | SMU | 1956 | 2002 | 5-1 |
| Marquette | 1924 | 2015 | 11-7 | Oklahoma State | 1930 | 1930 | 1-0 | Southern Mississippi | 1998 | 2003 | 2-0 |
| Maryland | 1985 | 2022 | 7-7 | Omaha | 1949 | 1949 | 1-0 | Stanford | 1935 | 2000 | 5-3 |
| MD-Baltimore County | 1990 | 1990 | 2-0 | Oral Roberts | 1988 | 2020 | 2-0 | Stetson | 2016 | 2016 | 1-0 |
| MD-Eastern Shore | 1992 | 2008 | 5-0 | Oregon | 1950 | 2021 | 6-2 | Stony Brook | 2013 | 2013 | 1-0 |
| McNeese State | 1989 | 1989 | 1-0 | Oregon State | 1958 | 1984 | 2-5 | Syracuse | 1958 | 2020 | 3-1 |
| Mercer | 2002 | 2002 | 1-0 | Ottumwa | 1913 | 1913 | 0-1 | Tampa | 1986 | 1986 | 1-0 |
| Memphis | 1983 | 2016 | 2-1 | Penn State | 1955 | 2022 | 33-19 | Temple | 1956 | 2016 | 3-0 |
| Miami (OH) | 1958 | 1958 | 2-0 | Pennsylvania | 1955 | 2014 | 3-1 | Tennessee | 1968 | 2019 | 2-3 |
| Michigan | 1921 | 2022 | 66-98 | Pepperdine | 1965 | 1995 | 3-0 | Tennessee State | 2003 | 2003 | 2-0 |
| Michigan State | 1938 | 2022 | 58-76 | Pittsburgh | 1928 | 2018 | 3-5 | Tennessee Tech | 1970 | 2015 | 2-0 |
| Millikin | 1921 | 1941 | 4-2 | Portland | 1987 | 1987 | 1-0 | Texas | 1992 | 2006 | 2-3 |
| Milwaukee | 1969 | 2001 | 2-0 | Portland State | 2022 | 2022 | 1-0 | Texas State | 1989 | 1989 | 1-0 |
| Minnesota | 1902 | 2022 | 100-107 | Prairie View A&M | 2009 | 2009 | 1-0 | Texas Tech | 2020 | 2020 | 1-0 |
| Minnesota A.C. | 1902 | 1905 | 1-1 | Princeton | 1948 | 1955 | 2-0 | Texas A&M-CC | 2012 | 2012 | 1-0 |
| Minnesota-Duluth | 1973 | 1973 | 1-0 | Providence | 1965 | 1965 | 0-1 | TCU | 1947 | 2017 | 2-1 |
| Mississippi State | 1980 | 1993 | 2-0 | Puerto Rico-Mayaguez | 1998 | 1998 | 1-0 | Texas-El Paso | 1966 | 2014 | 3-2 |
| Mississippi Valley State | 1993 | 1993 | 1-0 | Purdue | 1909 | 2022 | 78-94 | Texas Rio Grande Valley | 1988 | 2016 | 5-0 |
| Missouri | 1908 | 2004 | 10-7 | Regis | 1948 | 1948 | 1-0 | Texas-San Antonio | 2005 | 2009 | 2-1 |
| Missouri-St. Louis | 1987 | 1987 | 1-0 | Rider | 1987 | 1987 | 1-0 | Texas Southern | 1990 | 2007 | 5-0 |
| Monmouth (IL) | 1930 | 1944 | 4-1 | Rice | 1998 | 1998 | 1-0 | Texas Tech | 1959 | 2005 | 4-1 |
| Monmouth (NJ) | 1989 | 1989 | 1-0 | Richmond | 2022 | 2022 | 0-1 | Toledo | 1938 | 2007 | 1-3 |
| Montana State | 1947 | 2003 | 2-0 | Ripon | 1943 | 1943 | 1-0 | Tulsa | 2001 | 2003 | 2-0 |
| Morehead State | 1956 | 1996 | 3-0 | Robert Morris | 2006 | 2006 | 1-0 | UCLA | 1951 | 1991 | 5-3 |
| Morgan State | 1995 | 1995 | 1-0 | Rockford | 1921 | 1921 | 1-0 | U.S. International | 1976 | 1976 | 1-0 |
| Navy | 1983 | 1988 | 2-0 | Rutgers | 1989 | 2022 | 10-3 | Upper Iowa | 1902 | 1922 | 4-0 |
| Nebraska | 1907 | 2022 | 24-13 | Sacred Heart | 1912 | 1912 | 1-0 | Utah | 1965 | 1965 | 0-1 |
| Nebraska-Omaha | 1981 | 2016 | 2-1 | St. Ambrose | 1933 | 1934 | 2-0 | Utah State | 1950 | 2022 | 3-1 |
| Nevada-Las Vegas | 1978 | 1990 | 1-3 | St. Bonaventure | 1998 | 1998 | 1-0 | Valparaiso | 2003 | 2006 | 2-0 |
| Nevada | 1962 | 1981 | 3-0 | St. Francis (PA) | 1970 | 1970 | 1-0 | Villanova | 1962 | 2016 | 1-5 |
| New Mexico | 1977 | 1977 | 0-1 | St. John's (NY) | 1960 | 1970 | 1-1 | Virginia | 1997 | 2022 | 3-1 |
| New York University | 1960 | 1960 | 1-0 | St. Joseph's (PA) | 1912 | 1986 | 0-2 | VCU | 1975 | 1980 | 2-0 |
| North Carolina | 1989 | 2021 | 4-1 | Saint Louis | 1926 | 2006 | 11-7 | Virginia Tech | 2007 | 2017 | 0-4 |
| North Carolina AT&T | 2011 | 2011 | 1-0 | St. Mary's (CA) | 1947 | 1955 | 3-0 | Wabash | 1925 | 1941 | 2-2 |
| North Florida | 2014 | 2020 | 2-0 | San Diego State | 2020 | 2020 | 0-1 | Wake Forest | 1975 | 2010 | 0-4 |
| N.C. Central | 2009 | 2022 | 3-0 | San Francisco | 1956 | 1956 | 0-1 | Washington | 1956 | 1967 | 2-3 |
| UNC-Asheville | 2004 | 2004 | 1-0 | San Jose State | 1975 | 1975 | 0-1 | Washington (MO) | 1929 | 1957 | 9-1 |
| UNC-Greensboro | 2005 | 2005 | 1-0 | Santa Clara | 1987 | 1987 | 1-0 | Washington State | 1964 | 1964 | 1-0 |
| UNC-Wilmington | 2013 | 2013 | 1-0 | Savannah State | 2016 | 2018 | 2-0 | Wayne State | 1940 | 1940 | 0-1 |
| North Carolina State | 1957 | 2006 | 3-3 | Seton Hall | 1983 | 2016 | 1-1 | Weber State | 1998 | 1998 | 1-0 |
| North Dakota | 1924 | 2016 | 8-0 | Simpson | 1913 | 1913 | 0-1 | West College | 1902 | 1903 | 2-0 |
| North Dakota State | 1933 | 1933 | 1-1 | South Alabama | 1999 | 1999 | 1-0 | West Virginia | 1957 | 2009 | 1-1 |
| North Texas | 1998 | 1998 | 1-0 | South Carolina | 1972 | 1985 | 3-0 | Western Carolina | 1995 | 2018 | 3-0 |
| Northeastern | 1987 | 1987 | 1-0 | South Carolina State | 2009 | 2012 | 2-0 | Western Kentucky | 2012 | 2012 | 1-0 |
| Northern Colorado | 2008 | 2008 | 1-0 | South Dakota | 1929 | 2017 | 12-0 | Western Illinois | 1944 | 2022 | 11-0 |
| Northern Illinois | 1974 | 2021 | 9-0 | South Dakota State | 1930 | 2017 | 7-3 | Western Michigan | 1936 | 2022 | 3-2 |
| Northern Iowa | 1906 | 2018 | 36-10 | South Florida | 1992 | 1992 | 0-1 | Western Reserve | 1949 | 1950 | 2-0 |
| Northern Michigan | 1969 | 1969 | 1-0 | SE Missouri State | 2009 | 2009 | 1-0 | Wichita State | 1956 | 2015 | 5-5 |
| Northwestern | 1905 | 2022 | 123-60 | Southeastern Louisiana | 2008 | 2022 | 2-0 | Wilton | 1902 | 1903 | 2-0 |
| Northwestern St. (LA) | 2006 | 2006 | 0-1 | Southern | 2017 | 2021 | 2-0 | Wisconsin | 1909 | 2022 | 86-85 |
| Notre Dame | 1923 | 2016 | 6-10 | Southern California | 1954 | 1984 | 5-2 | Wisconsin-Eau Claire | 1981 | 1981 | 1-0 |
| Oakland University | 2009 | 2009 | 1-0 | Southern Illinois | 1966 | 1993 | 3-1 | Wyoming | 1959 | 1974 | 3-2 |
| Ohio State | 1915 | 2022 | 83-82 | Southern Utah | 2017 | 2017 | 1-0 | Xavier | 1938 | 2013 | 2-1 |
| Ohio University | 1963 | 2000 | 5-1 | SIUE | 2010 | 2020 | 2-0 | | | | |



| American Athletic Conference | Won | Lost |
|------------------------------|-----------|-----------|
| Cincinnati | 4 | 6 |
| East Carolina | 0 | 0 |
| Houston | 1 | 1 |
| Memphis | 2 | 1 |
| SMU | 5 | 1 |
| South Florida | 0 | 1 |
| Temple | 3 | 0 |
| Tulane | 0 | 0 |
| Tulsa | 2 | 0 |
| UCF | 1 | 0 |
| Wichita State | 5 | 5 |
| Totals (.605) | 23 | 15 |

| America East | Won | Lost |
|------------------------|----------|----------|
| Albany | 0 | 0 |
| Binghamton | 0 | 0 |
| Bryant | 2 | 0 |
| Maine | 0 | 0 |
| Maryland-Baltimore Co. | 2 | 0 |
| New Hampshire | 0 | 0 |
| NJIT | 0 | 0 |
| Vermont | 0 | 0 |
| UMass Lowell | 0 | 0 |
| Totals (1.000) | 4 | 0 |

| Atlantic Coast | Won | Lost |
|----------------------|-----------|-----------|
| Boston College | 0 | 2 |
| Clemson | 2 | 1 |
| Duke | 1 | 7 |
| Florida State | 2 | 1 |
| Georgia Tech | 1 | 1 |
| Louisville | 2 | 2 |
| Miami | 0 | 0 |
| North Carolina | 4 | 1 |
| NC State | 3 | 3 |
| Notre Dame | 6 | 10 |
| Pittsburgh | 3 | 5 |
| Syracuse | 3 | 1 |
| Virginia | 3 | 1 |
| Virginia Tech | 0 | 4 |
| Wake Forest | 0 | 4 |
| Totals (.411) | 30 | 43 |

| Atlantic Sun | Won | Lost |
|----------------------|----------|----------|
| Austin Peay | 1 | 0 |
| Florida Gulf Coast | 1 | 0 |
| Jacksonville | 0 | 1 |
| Kennesaw State | 2 | 0 |
| Liberty | 1 | 0 |
| Libscomb | 0 | 0 |
| North Alabama | 0 | 0 |
| North Florida | 2 | 0 |
| Stetson | 1 | 0 |
| Totals (.875) | 7 | 1 |

| Atlantic 10 | Won | Lost |
|----------------------|-----------|-----------|
| Davidson | 2 | 0 |
| Dayton | 2 | 1 |
| Duquesne | 2 | 2 |
| Fordham | 0 | 0 |
| George Mason | 1 | 0 |
| George Washington | 1 | 0 |
| La Salle | 1 | 1 |
| Loyola (Ill.) | 4 | 3 |
| Massachusetts | 0 | 0 |
| Rhode Island | 0 | 0 |
| Richmond | 0 | 1 |
| St. Bonaventure | 1 | 0 |
| Saint Joseph's (PA) | 0 | 2 |
| Saint Louis | 11 | 7 |
| VCU | 2 | 0 |
| Totals (.614) | 27 | 17 |

| Big East | Won | Lost |
|----------------------|-----------|-----------|
| Butler | 6 | 6 |
| Connecticut | 3 | 1 |
| Creighton | 14 | 11 |
| DePaul | 2 | 2 |
| Georgetown | 1 | 0 |
| Marquette | 11 | 7 |
| Providence | 0 | 1 |
| St. John's | 1 | 1 |
| Seton Hall | 1 | 1 |
| Villanova | 1 | 5 |
| Xavier | 2 | 1 |
| Totals (.538) | 42 | 36 |

| Big Sky | Won | Lost |
|----------------------|----------|----------|
| Eastern Washington | 1 | 0 |
| Idaho | 0 | 1 |
| Idaho State | 2 | 0 |
| Montana | 0 | 0 |
| Montana State | 2 | 0 |
| Northern Arizona | 0 | 0 |
| Northern Colorado | 1 | 0 |
| Portland State | 1 | 0 |
| Sacramento State | 0 | 0 |
| Weber State | 1 | 0 |
| Totals (.889) | 8 | 1 |

| Big South | Won | Lost |
|------------------------|----------|----------|
| Campbell | 0 | 1 |
| Charleston Southern | 1 | 0 |
| Gardner-Webb | 2 | 0 |
| High Point | 0 | 0 |
| Longwood | 1 | 0 |
| UNC Asheville | 1 | 0 |
| Presbyterian | 0 | 0 |
| Radford | 0 | 0 |
| South Carolina Upstate | 0 | 0 |
| Winthrop | 0 | 0 |
| Totals (.800) | 4 | 1 |

| Big Ten | Won | Lost |
|----------------------|------------|------------|
| Illinois | 76 | 90 |
| Indiana | 80 | 106 |
| Maryland | 7 | 7 |
| Michigan | 66 | 98 |
| Michigan State | 58 | 76 |
| Minnesota | 100 | 107 |
| Nebraska | 24 | 13 |
| Northwestern | 123 | 60 |
| Ohio State | 83 | 82 |
| Penn State | 33 | 19 |
| Purdue | 78 | 94 |
| Rutgers | 10 | 3 |
| Wisconsin | 86 | 85 |
| Totals (.495) | 824 | 840 |

| Big 12 | Won | Lost |
|----------------------|-----------|-----------|
| Baylor | 1 | 1 |
| Iowa State | 47 | 28 |
| Kansas | 7 | 3 |
| Kansas State | 4 | 4 |
| Oklahoma | 3 | 2 |
| Oklahoma State | 1 | 0 |
| Texas | 2 | 3 |
| TCU | 2 | 1 |
| Texas Tech | 5 | 1 |
| West Virginia | 1 | 1 |
| Totals (.624) | 73 | 44 |

| Big West | Won | Lost |
|----------------------|-----------|----------|
| Bakersfield | 0 | 0 |
| Cal Poly | 2 | 0 |
| Cal State Fullerton | 0 | 0 |
| Cal State Northridge | 2 | 0 |
| UC Davis | 0 | 0 |
| UC Irvine | 2 | 1 |
| UC Riverside | 0 | 0 |
| UC Santa Barbara | 1 | 0 |
| Hawai'i | 3 | 0 |
| Long Beach State | 1 | 1 |
| Totals (.912) | 11 | 2 |

| Colonial Athletic | Won | Lost |
|-----------------------|----------|----------|
| College of Charleston | 0 | 0 |
| Delaware | 1 | 0 |
| Drexel | 1 | 0 |
| Elon | 0 | 0 |
| Hampton | 1 | 0 |
| Hofstra | 0 | 0 |
| Monmouth | 1 | 0 |
| North Carolina A&T | 1 | 0 |
| UNC Wilmington | 1 | 0 |
| Northeastern | 1 | 0 |
| Stony Brook | 1 | 0 |
| Towson | 0 | 0 |
| William & Mary | 0 | 0 |
| Totals (1.000) | 8 | 0 |

| Conference USA | Won | Lost |
|-----------------------|-----------|----------|
| UAB | 2 | 0 |
| Charlotte | 1 | 0 |
| Florida Atlantic | 1 | 0 |
| Florida International | 0 | 0 |
| Louisiana Tech | 3 | 0 |
| Middle Tennessee | 0 | 0 |
| North Texas | 1 | 0 |
| Rice | 1 | 0 |
| Texas-San Antonio | 2 | 1 |
| UTEP | 3 | 2 |
| Western Kentucky | 1 | 0 |
| Totals (.833) | 15 | 3 |

| Horizon League | Won | Lost |
|-----------------------|-----------|----------|
| Cleveland State | 0 | 0 |
| Detroit | 7 | 0 |
| Green Bay | 3 | 0 |
| IPFW | 1 | 0 |
| IUPUI | 0 | 0 |
| Milwaukee | 2 | 0 |
| Northern Kentucky | 0 | 0 |
| Oakland | 1 | 0 |
| Robert Morris | 1 | 0 |
| Wright State | 0 | 0 |
| Youngstown State | 0 | 0 |
| Totals (1.000) | 17 | 0 |

| Ivy League | Won | Lost |
|----------------------|-----------|----------|
| Brown | 2 | 0 |
| Columbia | 0 | 0 |
| Cornell | 3 | 0 |
| Dartmouth | 2 | 0 |
| Harvard | 1 | 0 |
| Penn | 3 | 1 |
| Princeton | 2 | 0 |
| Yale | 0 | 0 |
| Totals (.928) | 13 | 1 |

| Metro Atlantic | Won | Lost |
|-----------------------|----------|----------|
| Canisius | 0 | 0 |
| Fairfield | 1 | 0 |
| Iona | 0 | 0 |
| Manhattan | 0 | 0 |
| Marist | 0 | 0 |
| Mount Saint Mary's | 0 | 0 |
| Niagara | 0 | 0 |
| Quinnipiac | 0 | 0 |
| Rider | 1 | 0 |
| St. Peter's | 0 | 0 |
| Siena | 0 | 0 |
| Totals (1.000) | 2 | 0 |



| | | | | | | | | |
|-----------------------------|------------|-------------|--------------------------|------------|-------------|------------------------------|------------|-------------|
| Mid-American | Won | Lost | Pacific 12 | Won | Lost | Southwestern Athletic | Won | Lost |
| Akron | 0 | 0 | Arizona | 5 | 3 | Alabama A&M | 0 | 0 |
| Ball State | 0 | 0 | Arizona State | 1 | 2 | Alabama State | 4 | 0 |
| Bowling Green | 3 | 0 | California | 6 | 4 | Alcorn State | 1 | 0 |
| Buffalo | 0 | 0 | Colorado | 5 | 3 | Arkansas-Pine Bluff | 0 | 0 |
| Central Michigan | 1 | 0 | Oregon | 6 | 2 | Grambling State | 2 | 0 |
| Eastern Michigan | 1 | 0 | Oregon State | 2 | 5 | Jackson State | 1 | 0 |
| Kent State | 3 | 0 | Southern California | 5 | 2 | Mississippi Valley State | 1 | 0 |
| Miami (Ohio) | 2 | 0 | Stanford | 5 | 3 | Prairie View A&M | 1 | 0 |
| Northern Illinois | 9 | 0 | UCLA | 5 | 3 | Southern | 2 | 0 |
| Ohio University | 5 | 1 | Utah | 0 | 1 | Texas Southern | 5 | 0 |
| Toledo | 1 | 3 | Washington | 2 | 3 | Totals (1.000) | 17 | 0 |
| Western Michigan | 3 | 2 | Washington State | 1 | 0 | The Summit League | Won | Lost |
| Totals (.824) | 28 | 6 | Totals (.589) | 43 | 30 | Denver | 7 | 0 |
| Mid-Eastern Athletic | Won | Lost | Patriot | Won | Lost | Kansas City | 3 | 0 |
| Bethune-Cookman | 0 | 0 | American | 0 | 0 | Omaha | 2 | 1 |
| Coppin State | 4 | 0 | Army | 1 | 0 | North Dakota | 8 | 0 |
| Delaware State | 1 | 0 | Boston University | 3 | 0 | North Dakota State | 1 | 1 |
| Florida A&M | 0 | 0 | Bucknell | 1 | 0 | Oral Roberts | 2 | 0 |
| Howard | 1 | 0 | Colgate | 3 | 0 | South Dakota | 12 | 0 |
| Maryland-Eastern Shore | 5 | 0 | Holy Cross | 1 | 0 | South Dakota State | 7 | 3 |
| Morgan State | 1 | 0 | Lafayette | 1 | 0 | Western Illinois | 11 | 0 |
| Norfolk State | 0 | 0 | Lehigh | 2 | 0 | Totals (.914) | 53 | 5 |
| N.C. Central | 3 | 0 | Loyola (Md.) | 0 | 0 | Sun Belt | Won | Lost |
| Savannah State | 2 | 0 | Navy | 2 | 0 | Appalachian State | 0 | 0 |
| South Carolina State | 2 | 0 | Totals (1.000) | 14 | 0 | Arkansas State | 0 | 1 |
| Totals (1.000) | 19 | 0 | Southeastern | Won | Lost | Coastal Carolina | 0 | 0 |
| Missouri Valley | Won | Lost | Alabama | 1 | 1 | Georgia State | 2 | 0 |
| Belmont | 0 | 0 | Arkansas | 3 | 2 | Georgia Southern | 0 | 0 |
| Bradley | 6 | 4 | Auburn | 0 | 0 | James Madison | 1 | 0 |
| Drake | 58 | 10 | Florida | 0 | 0 | Louisiana | 0 | 1 |
| Evansville | 5 | 2 | Georgia | 1 | 1 | Louisiana-Monroe | 4 | 1 |
| Illinois-Chicago | 0 | 0 | Kentucky | 3 | 5 | Marshall | 0 | 0 |
| Illinois State | 0 | 1 | LSU | 0 | 3 | Old Dominion | 0 | 0 |
| Indiana State | 2 | 0 | Mississippi | 0 | 0 | South Alabama | 1 | 0 |
| Missouri State | 0 | 0 | Mississippi State | 2 | 0 | Southern Mississippi | 2 | 0 |
| Murray State | 0 | 0 | Missouri | 10 | 7 | Texas State | 1 | 0 |
| Northern Iowa | 36 | 10 | South Carolina | 3 | 0 | Troy | 0 | 0 |
| Southern Illinois | 3 | 1 | Tennessee | 2 | 3 | Totals (.786) | 11 | 3 |
| Valparaiso | 2 | 0 | Texas A&M | 0 | 0 | West Coast | Won | Lost |
| Totals (.780) | 117 | 33 | Vanderbilt | 0 | 0 | BYU | 2 | 0 |
| Mountain West | Won | Lost | Totals (.532) | 25 | 22 | Gonzaga | 2 | 2 |
| Air Force | 1 | 0 | Southern | Won | Lost | Loyola Marymount | 2 | 0 |
| Boise State | 1 | 0 | Chattanooga | 1 | 0 | Pacific | 0 | 0 |
| Colorado State | 2 | 2 | Citadel | 2 | 0 | Pepperdine | 3 | 0 |
| Fresno State | 0 | 0 | East Tennessee State | 2 | 0 | Portland | 1 | 0 |
| New Mexico | 0 | 1 | Furman | 1 | 0 | St. Mary's (CA) | 3 | 0 |
| Nevada | 3 | 0 | Mercer | 1 | 0 | San Diego | 0 | 0 |
| San Diego State | 0 | 1 | UNC Greensboro | 1 | 0 | San Francisco | 0 | 1 |
| San Jose State | 0 | 1 | Samford | 0 | 0 | Santa Clara | 1 | 0 |
| UNLV | 1 | 3 | Virginia Military | 0 | 0 | Totals (.823) | 14 | 3 |
| Utah State | 3 | 1 | Western Carolina | 3 | 0 | Western Athletic | Won | Lost |
| Wyoming | 3 | 2 | Wofford | 0 | 0 | California Baptist | 0 | 0 |
| Totals (.560) | 14 | 11 | Totals (1.000) | 11 | 0 | Utah Tech | 0 | 0 |
| Northeast | Won | Lost | Southland | Won | Lost | Grand Canyon | 1 | 0 |
| Central Connecticut State | 1 | 0 | A&M-Corpus Christi | 1 | 0 | New Mexico State | 0 | 0 |
| Fairleigh Dickinson | 1 | 0 | Abilene Christian | 0 | 0 | Seattle | 0 | 0 |
| Long Island | 2 | 0 | Central Arkansas | 1 | 0 | Southern Utah | 1 | 0 |
| Merrimack | 0 | 0 | Houston Baptist | 0 | 0 | Tarleton State | 0 | 0 |
| Sacred Heart | 1 | 0 | Incarnate Word | 0 | 0 | Texas-Arlington | 0 | 0 |
| St. Francis, N.Y. | 0 | 0 | Lamar | 0 | 0 | UTRGV | 5 | 0 |
| St. Francis, Pa. | 1 | 0 | McNeese State | 1 | 0 | Utah Valley | 0 | 0 |
| Wagner | 0 | 0 | New Orleans | 0 | 0 | Totals (1.000) | 7 | 0 |
| Totals (1.000) | 6 | 0 | Nicholls State | 0 | 0 | Independent | Won | Lost |
| Ohio Valley | Won | Lost | Northwestern State (La.) | 0 | 1 | Chicago State | 6 | 0 |
| Arkansas-Little Rock | 2 | 0 | Sam Houston State | 0 | 0 | Hartford | 0 | 0 |
| Eastern Illinois | 5 | 0 | Southeastern Louisiana | 2 | 0 | Totals (1.000) | 6 | 0 |
| Eastern Kentucky | 0 | 0 | Stephen F. Austin | 0 | 0 | | | |
| Jacksonville State | 0 | 0 | Totals (.833) | 5 | 1 | | | |
| Morehead State | 3 | 0 | | | | | | |
| SE Missouri State | 1 | 0 | | | | | | |
| SIU | 2 | 0 | | | | | | |
| Tennessee-Martin | 0 | 0 | | | | | | |
| Tennessee State | 2 | 0 | | | | | | |
| Tennessee Tech | 2 | 0 | | | | | | |
| Totals (1.000) | 17 | 0 | | | | | | |



Abilene Christian (Iowa leads, 2-0)

11/30/85 W 92-62 Iowa City, IA
11/17/13 W 103-41 Iowa City, IA

Air Force Academy (Iowa leads, 1-0)

12/28/04 W 73-63 Iowa City, IA

Alabama (Series Tied, 1-1)

%11/19/06 L 60-72 St. Thomas, VI
%11/19/10 W 55-47 St. Thomas, VI

Alabama-Birmingham (Iowa leads, 2-0)

*3/11/99 W 77-64 Denver, CO
%11/22/17 W 95-85 Caymand Islands

Alabama State (Iowa leads 4-0)

%11/30/01 W 73-64 Iowa City, IA
11/12/17 W 92-58 Iowa City, IA
11/21/18 W 105-78 Iowa City, IA
11/18/21 W 108-82 Iowa City, IA

Alaska-Anchorage (Iowa leads, 1-0)

11/28/86 W 91-81 Anchorage, AK

Alcorn State (Iowa leads 1-0)

12/9/14 W 67-44 Iowa City, IA

American-Puerto Rico (Iowa leads, 1-0)

%12/20/92 W 101-47 San Juan, P. Rico

Arizona (Iowa leads, 5-3)

12/7/57 W 80-63 Iowa City, IA
12/19/60 W 105-64 Iowa City, IA
%12/26/62 W 57-56 Portland, OR
%12/29/75 W 82-80 Honolulu, HI
2/7/87 W 89-80 Tucson, AZ
12/12/87 L 59-66 Iowa City, IA
*3/25/88 L 79-99 Seattle, WA
*3/17/96 L 73-87 Tempe, AZ

Arizona State (ASU leads, 2-1)

%12/7/80 L 88-96 Tempe, AZ
12/17/05 W 62-43 Iowa City, IA
11/25/06 L 64-67 Tempe, AZ

Arkansas (Iowa leads, 3-2)

%12/29/65 W 77-75 El Paso, TX
%12/28/85 W 71-52 Honolulu, HI
*3/14/85 L 54-63 Salt Lake City, UT
%12/30/94 L 92-101 Honolulu, HI
*3/13/99 W 82-72 Denver, CO

Arkansas-Little Rock (Iowa leads, 2-0)

11/24/84 W 76-47 Iowa City, IA
%11/25/85 W 108-99# Hilo, HI

Arkansas-Pine Bluff (Iowa leads, 1-0)

12/22/13 W 86-61 Iowa City, IA

Arkansas State (ASU leads, 1-0)

12/6/85 L 62-66 Iowa City, IA

Army (Iowa leads, 1-0)

12/6/91 W 74-39 Iowa City, IA

Ashland, Ohio (Iowa leads, 1-0)

12/8/70 W 82-56 Iowa City, IA

Augustana, IL (Iowa leads, 8-2)

1/17/02 W 22-21 Rock Island, IL
1/7/04 W 20-12 Rock Island, IL
1/30/04 L 21-44 Iowa City, IA
1/21/05 L 20-41 Rock Island, IL
2/4/05 W 28-24 Iowa City, IA
1905 W 25-11 Iowa City, IA
3/2/06 W 28-25 Rock Island, IL
12/10/21 W 41-16 Iowa City, IA
1/15/44 W 56-30 Iowa City, IA
12/1/45 W 87-25 Iowa City, IA

Augustana, SD (Iowa leads, 1-0)

11/29/75 W 111-81 Iowa City, IA

Austin Peay (Iowa leads, 1-0)

12/27/96 W 90-58 Iowa City, IA

Baylor (Series tied, 1-1)

%12/2/83 W 67-44 Iowa City, IA
&4/4/13 L 54-74 New York, NY

Boise State (Iowa Leads, 1-0)

12/22/11 W 81-72 Iowa City, IA

Boston College (Boston College leads, 2-0)

%12/30/74 L 81-86 Pullman, WA
12/02/08 L 55-57 Boston, MA

Boston University (Iowa leads, 3-0)

%12/7/84 W 67-53 Iowa City, IA
%12/28/85 W 76-71 Pullman, WA
%11/13/01 W 89-59 Iowa City, IA

Bowling Green (Iowa leads, 3-0)

12/2/67 W 79-73 Iowa City, IA
12/14/71 W 89-78 Bowling Green, OH
11/20/09 W 68-46 Iowa City, IA

Bradley (Iowa leads, 6-4)

1/18/30 L 28-35 Iowa City, IA
12/15/30 L 16-17 Iowa City, IA
12/5/31 L 19-24 Iowa City, IA
12/3/32 W 42-29 Iowa City, IA
2/3/34 W 43-25 Iowa City, IA
12/5/36 W 33-27 Iowa City, IA
2/10/73 W 90-73 Peoria, IL
12/8/75 W 100-96 Peoria, IL
12/6/76 W 90-77 Iowa City, IA
%11/23/07 L 56-67 South Padre Island, TX

BYU (Iowa leads, 2-0)

11/27/82 W 91-80 Provo, UT
12/9/86 W 86-75 Iowa City, IA

BYU-Hawaii (Iowa leads, 1-0)

12/23/94 W 61-57 Laie, HI

Brown (Iowa leads, 2-0)

12/2/88 W 109-61 Iowa City, IA
12/3/11 W 75-54 Iowa City, IA

Bryant University (Iowa leads, 2-0)

12/5/08 W 61-36 Iowa City, IA
12/29/18 W 72-67 Iowa City, IA

Bucknell (Iowa leads, 1-0)

12/28/97 W 91-52 Iowa City, IA

Butler (Series tied, 6-6)

12/15/23 W 26-23 Iowa City, IA
12/18/24 L 22-26 Iowa City, IA
12/17/25 W 26-24 Iowa City, IA
1927 L 32-47 Iowa City, IA
12/18/37 W 36-31 Indianapolis, IN
12/17/38 L 29-31 Indianapolis, IN
12/18/39 L 25-32 Indianapolis, IN
12/20/41 L 35-41 Indianapolis, IN
12/11/50 L 51-54 Indianapolis, IN
2/4/52 W 58-57 Iowa City, IA
12/1/52 W 62-52 Iowa City, IA
%12/27/91 W 114-92 Tampa, FL

California (Iowa leads, 6-4)

12/27/51 W 69-64 Berkeley, CA
12/27/52 W 69-60 Iowa City, IA
12/30/55 L 45-70 Berkeley, CA
12/19/58 L 52-71 Berkeley, CA
%12/28/60 W 83-80##### Los Angeles, CA
12/21/66 W 72-62 Iowa City, IA
12/22/67 L 73-79 Berkeley, CA
12/10/76 W 94-73 Iowa City, IA
12/10/77 W 75-70 Berkeley, CA
%11/25/96 L 59-75 Maui, HI

Cal-Irvine (Iowa leads, 2-1)

%12/29/86 W 105-103 Long Beach, CA
%12/5/87 W 124-88 Iowa City, IA
12/29/93 L 78-86 Irvine, CA

Cal-Poly (Iowa leads, 2-0)

11/30/68 W 91-73 Iowa City, IA
11/24/19 W 85-59 Iowa City, IA

Cal-State Northridge (Iowa leads, 2-0)

12/3/77 W 66-63 Iowa City, IA
12/29/96 W 90-65 Iowa City, IA

Cal-Santa Barbara (Iowa leads, 1-0)

%12/2/89 W 85-79 Iowa City, IA

Campbell (Campbell leads, 1-0)

11/23/11 L 61-77 Iowa City, IA

Carleton (Iowa leads, 10-6)

2/9/11 W 25-14 Northfield, MN
3/2/12 L 9-15 Northfield, MN
3/8/13 L 20-28 Northfield, MN
2/13/14 L 16-25 Northfield, MN
1/23/15 L 19-20 Northfield, MN
12/12/31 L 26-35 Iowa City, IA
12/17/32 W 34-19 Iowa City, IA
12/16/33 W 44-24 Iowa City, IA
12/10/34 W 36-23 Iowa City, IA
12/10/35 W 52-27 Iowa City, IA
12/10/36 W 52-26 Iowa City, IA
12/9/37 W 44-20 Iowa City, IA
12/3/38 L 33-37 Iowa City, IA
12/2/39 W 24-21 Northfield, MN
12/14/42 W 46-43 Iowa City, IA
12/1/47 W 82-43 Iowa City, IA

Carnegie Tech (Iowa leads, 1-0)

12/23/49 W 73-42 Iowa City, IA

Cedar Rapids YMCA (Iowa leads, 2-0)

12/7/07 W 69-39 Cedar Rapids, IA
12/14/07 W 63-12 Iowa City, IA

Centenary College (Iowa leads, 3-0)

1/4/92 W 121-76 Iowa City, IA
12/19/00 W 72-52 Iowa City, IA
%12/3/04 W 88-53 Iowa City, IA

Central Arkansas (Iowa leads, 1-0)

12/19/11 W 105-64 Iowa City, IA

Central Connecticut State (Iowa leads, 1-0)

1/2/93 W 104-58 Iowa City, IA

Central Florida (Iowa leads, 1-0)

12/14/88 W 102-68 Iowa City, IA

Central Michigan (Iowa leads, 1-0)

11/12/12 W 73-61 Iowa City, IA

Chaminade (Iowa leads, 2-0)

12/30/90 W 104-64 Chaminade, HI
%11/27/96 W 67-37 Maui, HI

Charleston Southern (Iowa leads, 1-0)

%11/15/08 W 68-48 Iowa City, IA

Chicago (Iowa leads, 33-17)

3/10/05 L 16-20 Chicago, IL
2/2/06 L 20-27 Chicago, IL
12/20/07 L 26-35 Iowa City, IA
1908 L 12-32 Chicago, IL
1/28/09 L 10-29 Chicago, IL
1/17/13 L 8-28 Chicago, IL
1/17/14 L 13-47 Chicago, IL
2/16/14 L 13-28 Iowa City, IA
1/15/15 W 19-18 Chicago, IL
2/12/16 W 16-15 Iowa City, IA
1/16/17 L 15-22 Chicago, IL
2/9/17 W 24-17 Iowa City, IA
1/5/18 L 20-46 Chicago, IL
2/23/18 W 29-26 Iowa City, IA
1/17/19 L 19-31 Chicago, IL
2/19/19 L 10-22 Iowa City, IA
1/27/20 W 22-19 Iowa City, IA
2/10/20 L 18-37 Chicago, IL
1/22/21 L 17-42 Chicago, IL
1/31/21 W 17-16 Iowa City, IA
2/1/22 W 27-17 Chicago, IL
1/6/23 W 35-23 Chicago, IL
2/3/23 W 20-12 Iowa City, IA
2/2/24 L 18-31 Iowa City, IA
2/16/24 W 21-13 Chicago, IL
1/19/24 W 18-13 Chicago, IL
2/27/26 W 32-20 Iowa City, IA
1926 W 19-13 Chicago, IL



Table with columns for date, result (L/W), score, and location (Champaign, IL or Iowa City, IA). Rows include dates from 2/21/49 to 1/8/98.

Table with columns for date, result (L/W), score, and location (Champaign, IL or Iowa City, IA). Rows include dates from 2/22/98 to 1/4/37.

Table with columns for date, result (L/W), score, and location (Iowa City, IA or Bloomington, IN). Rows include dates from 2/6/37 to 3/2/86.

Illinois State (Illinois State leads, 1-0) %12/29/88 L 88-89 Oklahoma City, OK

Illinois YMCA (Illinois YMCA leads, 1-0) 2/1/06 L 24-35 Chicago, IL

Illinois Wesleyan (Iowa leads, 3-1) 12/31/20 L 26-29 Bloomington, IL 12/16/78 W 95-55 Bloomington, IL 11/26/83 W 86-60 Iowa City, IA 12/15/84 W 99-39 Iowa City, IA

Table with columns for date, result (L/W), score, and location (Bloomington, IN or Iowa City, IA). Rows include dates from 2/6/09 to 1/4/37.



Table of game results for Iowa City, IA, Bloomington, IN, Iowa City, IA, and Indianapolis, IN. Includes dates, scores, and locations.

Indiana State (Iowa leads, 2-0) results: 12/16/40 W 39-37 Iowa City, IA; &3/20/13 W 68-52 Iowa City, IA

Iowa National Guard (Iowa leads, 2-1) results: 2/28/05 L 26-46 Muscatine, IA; 1/26/06 W 42-26 Fairfield, IA; 1/1/13 W 25-16 Fort Dodge, IA

Iowa State (Iowa leads, 47-28) results: 2/5/09 W 30-27 Ames, IA; 2/26/10 W 24-12 Iowa City, IA; 2/8/13 W 27-15 Iowa City, IA; 2/25/13 W 21-13 Ames, IA; 1/31/14 W 22-15 Iowa City, IA; 2/24/14 W 21-16 Ames, IA; 2/16/15 W 27-12 Iowa City, IA; 3/4/15 W 23-18 Ames, IA; 2/19/16 W 26-9 Iowa City, IA; 3/4/16 W 22-14 Ames, IA; 2/16/17 L 12-24 Ames, IA

Table of game results for Iowa City, IA, Ames, IA, Chicago, IL, and Washington, DC. Includes dates, scores, and locations.

Iowa Wesleyan (Iowa leads, 3-0) results: 12/20/11 W 41-22 Iowa City, IA; 12/14/14 W 46-22 Iowa City, IA; 12/21/15 W 55-6 Iowa City, IA

IPFW (Iowa Leads, 1-0) result: 11/26/11 W 82-72 Iowa City, IA

Ithaca (Iowa leads, 1-0) result: 12/13/48 W 78-26 Iowa City, IA

Jackson State (Iowa leads, 1-0) result: 12/12/88 W 86-71 Iowa City, IA

Jacksonville (Jacksonville leads, 1-0) result: *3/12/70 L 103-104 Columbus, OH

James Madison (Iowa leads, 1-0) result: %12/28/82 W 47-45 Rochester, NY

Kansas (Iowa leads, 7-3) results: 2/5/02 W 40-27 Iowa City, IA; 2/14/06 W 29-19 Iowa City, IA

Table of game results for Iowa City, IA, Lawrence, KS, Maui, HI, and Lawrence, KS. Includes dates, scores, and locations.

Kansas City AC (K. C. AC leads, 1-0) result: 1/23/07 L 28-35 Kansas City, MO

Kennesaw State (Iowa leads, 2-0) results: 11/11/16 W 91-74 Iowa City, IA; 12/29/19 W 93-51 Iowa City, IA

Kansas State (Series tied, 4-4) results: 12/7/46 W 54-41 Iowa City, IA; 12/22/56 W 85-83 Iowa City, IA; 12/14/57 L 69-86 Manhattan, KS; 12/13/72 L 62-68 Iowa City, IA; 12/11/73 L 67-105 Manhattan, KS; 12/23/00 L 78-86 Manhattan, KS; 12/22/01 W 89-70 Iowa City, IA; %11/29/08 W 65-63 Las Vegas, NV

Kent State (Iowa leads, 3-0) results: 11/29/76 W 84-55 Iowa City, IA; 11/28/77 W 82-64 Kent, OH; 11/25/78 W 111-76 Iowa City, IA

Kentucky (Kentucky leads, 5-3) results: *3/17/56 W 89-77 Iowa City, IA; %12/21/62 L 69-94 Lexington, KY; 12/4/64 L 77-85 Lexington, KY; 12/4/72 W 79-66 Lexington, KY; 12/14/73 L 80-88 Iowa City, IA; *3/15/97 L 69-75 Salt Lake City, UT; *3/17/01 L 79-92 Long Island, NY; %11/21/05 W 67-63 Kansas City, MO

Knox (Iowa leads, 4-0) results: 12/31/21 W 27-21 Galesburg, IL; 12/16/22 W 21-11 Iowa City, IA; 1927 W 30-21 Iowa City, IA; 2/6/43 W 62-45 Iowa City, IA

Lafayette (Iowa leads, 1-0) result: 1/11/88 W 109-68 Iowa City, IA

La Salle (Series tied, 1-1) results: *3/18/55 L 73-76 Kansas City, MO; %12/7/96 W 65-60 Iowa City, IA

Lawrence Tech (Lawrence Tech leads, 1-0) result: 12/10/49 L 49-54 Southfield, MI

Leander-Clarke (Iowa leads, 3-0) results: 1/16/12 W 23-11 Iowa City, IA; 12/16/12 W 14-10 Iowa City, IA; 12/12/13 W 24-13 Iowa City, IA

Lehigh (Iowa leads, 2-0) results: %12/7/85 W 89-68 Iowa City, IA; 12/3/94 W 104-77 Iowa City, IA

Lewis Institute (Lewis Institute leads, 2-0) results: 1905 L 25-31 Iowa City, IA; 2/17/11 L 10-19 Chicago, IL

Liberty (Iowa leads, 1-0) result: 12/22/02 W 87-49 Iowa City, IA

Lombard (Iowa leads, 2-1) results: 12/19/16 W 39-11 Iowa City, IA; 12/20/17 L 15-25 Iowa City, IA; 12/20/21 W 26-14 Iowa City, IA

Long Beach State (Series Tied, 1-1) results: %12/4/93 W 101-79 Iowa City, IA; %11/22/10 L 72-78 Virgin Islands, VI

Long Island (Iowa leads, 2-0) results: 12/17/94 W 102-72 Iowa City, IA; 11/29/97 W 101-69 Iowa City, IA

Longwood (Iowa leads, 2-0) results: 11/29/14 W 77-44 Iowa City, IA; 11/9/14 W 106-73 Iowa City, IA



Table with 4 columns: Date, Result, Score, Location. Rows include games from 2/8/14 to 3/3/22.

Michigan State (Michigan State leads, 76-58)

Table with 4 columns: Date, Result, Score, Location. Rows include games from 12/22/37 to 2/6/88.

Table with 4 columns: Date, Result, Score, Location. Rows include games from 3/3/88 to 2/22/22.

Millikin (Iowa leads, 4-2)

Table with 4 columns: Date, Result, Score, Location. Rows include games from 1/1/21 to 2/1/41.

Minnesota (Minnesota leads, 107-100)

Table with 4 columns: Date, Result, Score, Location. Rows include games from 3/1/02 to 1/19/14.

Table with 4 columns: Date, Result, Score, Location. Rows include games from 2/12/14 to 2/15/66.



North Dakota (Iowa leads, 8-0)

Table with 3 columns: Date, Result, Location. Rows include 12/8/23 W 22-11 Iowa City, IA; 2/3/37 W 35-30 Iowa City, IA; 1/6/41 W 43-23 Grand Forks, ND; 12/13/47 W 58-47 Iowa City, IA; 12/7/59 W 79-43 Iowa City, IA; 12/21/64 W 106-65 Iowa City, IA; 12/19/69 W 91-59 Iowa City, IA; 12/20/16 W 84-73 Iowa City, IA.

North Dakota State (Series tied, 1-1)

Table with 3 columns: Date, Result, Location. Rows include 1/3/33 L 17-21 Iowa City, IA; 11/17/14 W 87-56 Iowa City, IA.

North Florida (Iowa leads, 2-0)

Table with 3 columns: Date, Result, Location. Rows include 12/22/14 W 80-70 Iowa City, IA; 11/21/19 W 83-68 Iowa City, IA.

North Texas (Iowa leads, 1-0)

Table with 3 columns: Date, Result, Location. Row: 11/16/97 W 112-64 Iowa City, IA.

Northeastern (Iowa leads, 1-0)

Table with 3 columns: Date, Result, Location. Row: %11/30/86 W 103-80 Anchorage, AK.

Northern Colorado (Iowa leads, 1-0)

Table with 3 columns: Date, Result, Location. Row: 11/14/07 W 59-47 Iowa City, IA.

Northern Illinois (Iowa leads, 9-0)

Table with 3 columns: Date, Result, Location. Rows include 12/1/73 W 85-83 Iowa City, IA; 12/1/79 W 86-43 Iowa City, IA; 11/29/80 W 61-47 DeKalb, IL; 11/28/81 W 84-66 Iowa City, IA; %12/6/03 W 65-57 Iowa City, IA; 11/17/11 W 88-55 Iowa City, IA; 11/26/14 W 70-49 Iowa City, IA; 12/29/17 W 98-75 Iowa City, IA; 12/13/20 W 106-53 Iowa City, IA.

Northern Iowa (Iowa leads, 36-10)

Table with 3 columns: Date, Result, Location. Rows include 1/13/06 W 51-9 Iowa City, IA; 2/16/06 W 70-25 Cedar Falls, IA; 12/13/06 W 73-16 Iowa City, IA; 1/13/09 W 42-12 Iowa City, IA; 2/19/09 W 49-9 Cedar Falls, IA; 1/22/10 W 34-11 Cedar Falls, IA; 2/14/11 W 43-17 Cedar Falls, IA; 1/27/12 W 28-8 Iowa City, IA; 2/29/12 W 21-16 Cedar Falls, IA; 1/11/13 W 24-20 Iowa City, IA; 3/6/13 L 15-21 Cedar Falls, IA; 1/7/14 W 21-20 Iowa City, IA; 2/11/14 W 27-14 Cedar Falls, IA; 1/9/15 W 44-16 Iowa City, IA; 12/15/16 W 33-15 Iowa City, IA; 12/30/80 W 78-46 Iowa City, IA; 12/30/81 W 86-52 Iowa City, IA; 12/12/82 W 84-53 Iowa City, IA; 12/6/88 W 95-76 Iowa City, IA; 1/3/90 L 74-77 Cedar Falls, IA; 12/4/90 W 72-68 Iowa City, IA; 12/10/91 W 108-85 Cedar Falls, IA; 12/8/92 W 64-44 Iowa City, IA; 12/7/93 W 81-76 Cedar Falls, IA; 12/7/94 W 80-48 Iowa City, IA; 12/5/95 W 78-73 Cedar Falls, IA; 12/10/96 W 72-63 Iowa City, IA; 12/9/97 L 78-84 Cedar Falls, IA; 11/19/98 W 83-67 Iowa City, IA; 12/7/99 W 67-59 Cedar Falls, IA; 12/5/00 W 74-42 Iowa City, IA; 12/4/01 L 76-78 Cedar Falls, IA; 12/10/02 W 63-54 Iowa City, IA; 12/9/03 L 66-77 Cedar Falls, IA; 12/7/04 W 76-73 Iowa City, IA; 12/6/05 L 63-67# Cedar Falls, IA; 12/5/06 L 55-57 Iowa City, IA; 12/5/07 W 62-55 Cedar Falls, IA; 12/5/08 W 65-46 Iowa City, IA; 12/8/09 L 50-67 Cedar Falls, IA; 12/7/10 W 51-39 Iowa City, IA; 12/6/11 L 60-80 Cedar Falls, IA; 12/15/12 W 80-73 Des Moines, IA; 12/20/14 L 44-56 Des Moines, IA; 12/17/16 W 69-46 Des Moines, IA; 12/15/18 W 77-54 Des Moines, IA.

Northern Michigan (Iowa leads, 1-0)

Table with 3 columns: Date, Result, Location. Row: 12/4/68 W 99-69 Iowa City, IA.

Northwestern (Iowa leads, 123-60)

Table with 3 columns: Date, Result, Location. Rows include 3/11/05 L 23-24 Evanston, IL; 2/19/10 W 18-11 Evanston, IL; 3/5/10 W 35-6 Iowa City, IA; 1/27/11 W 17-10 Iowa City, IA; 2/18/11 W 27-18 Evanston, IL; 1/16/13 L 12-29 Evanston, IL; 3/1/13 L 11-19 Iowa City, IA; 2/21/14 L 23-35 Iowa City, IA; 3/7/14 L 23-41 Evanston, IL; 1/13/15 L 15-26 Evanston, IL; 3/6/15 L 16-25 Iowa City, IA; 1/24/17 L 15-24 Evanston, IL; 3/10/17 L 15-28 Iowa City, IA; 1/18/19 W 29-28 Evanston, IL; 3/8/19 W 28-12 Iowa City, IA; 1/17/20 W 25-13 Evanston, IL; 2/27/20 W 27-23 Iowa City, IA; 3/14/21 W 33-17 Iowa City, IA; 3/28/21 W 20-14 Evanston, IL; 1/27/23 W 29-12 Iowa City, IA; 2/10/23 W 28-11 Evanston, IL; 2/7/25 W 35-20 Evanston, IL; 3/7/25 W 26-15 Iowa City, IA; 1/25/26 L 21-27 Evanston, IL; 2/20/26 W 12-11 Iowa City, IA; 1/9/28 L 33-37 Iowa City, IA; 2/13/28 L 28-49 Evanston, IL; 1/17/29 L 27-28 Evanston, IL; 3/2/29 L 33-38 Iowa City, IA; 2/21/31 L 30-40 Iowa City, IA; 3/2/31 L 16-41 Evanston, IL; 1/11/32 L 26-32 Iowa City, IA; 2/13/32 W 30-25 Evanston, IL; 1/6/34 W 41-28 Iowa City, IA; 2/12/34 L 29-35 Evanston, IL; 1/12/35 W 38-35 Evanston, IL; 3/4/35 W 35-33 Iowa City, IA; 1/9/37 W 33-26 Evanston, IL; 2/8/37 W 39-29 Iowa City, IA; 1/10/38 L 28-36 Iowa City, IA; 2/21/38 W 26-25 Evanston, IL; 2/4/39 L 25-27 Evanston, IL; 2/27/39 W 41-26 Iowa City, IA; 2/24/40 L 29-39 Evanston, IL; 3/4/40 L 34-43 Iowa City, IA; 1/20/41 W 52-41 Iowa City, IA; 3/1/41 L 36-45 Evanston, IL; 2/14/42 W 46-44 Evanston, IL; 2/13/43 L 33-52 Evanston, IL; 2/15/43 L 50-52 Evanston, IL; 3/3/44 W 45-39 Iowa City, IA; 3/4/44 L 41-42 Iowa City, IA; 1/25/47 L 40-59 Evanston, IL; 2/2/48 W 57-54# Iowa City, IA; 1/22/49 L 44-65 Evanston, IL; 1/21/50 W 61-56 Iowa City, IA; 1/13/51 L 70-73 Evanston, IL; 2/5/51 W 73-55 Iowa City, IA; 1/14/52 W 78-64 Iowa City, IA; 3/1/52 W 77-68 Evanston, IL; 1/19/53 W 69-68 Iowa City, IA; 2/28/53 W 93-78 Evanston, IL; 2/15/54 W 65-52 Iowa City, IA; 1/22/55 L 73-93 Evanston, IL; 2/11/56 W 70-65 Evanston, IL; 2/27/56 W 86-68 Iowa City, IA; 1/21/57 L 63-70 Evanston, IL; 2/23/57 W 74-66 Iowa City, IA; 1/13/58 L 80-82# Iowa City, IA; 2/24/58 W 86-78 Evanston, IL; 1/3/59 L 77-80 Evanston, IL; 1/24/59 L 96-99# Iowa City, IA; 1/9/60 W 73-59 Iowa City, IA; 3/11/61 W 63-62 Evanston, IL; 1/8/62 W 74-69 Iowa City, IA; 1/20/62 W 72-60 Evanston, IL; 2/9/63 W 66-55## Iowa City, IA; 3/2/63 L 66-76 Iowa City, IA; 2/24/64 L 76-98 Evanston, IL; 2/6/65 W 78-72 Iowa City, IA; 1/10/66 W 70-58 Iowa City, IA; 2/12/66 L 73-81 Evanston, IL; 1/21/67 L 88-90 Evanston, IL; 2/14/67 W 80-75 Iowa City, IA; 1/6/68 L 67-76 Evanston, IL; 2/11/69 W 84-80# Iowa City, IA; 2/24/70 W 116-97 Iowa City, IA.

Table with 3 columns: Date, Result, Location. Rows include 3/7/70 W 115-101 Evanston, IL; 1/30/71 W 87-85 Evanston, IL; 3/2/71 W 78-64 Iowa City, IA; 1/11/72 W 76-67 Iowa City, IA; 2/19/73 W 94-83# Evanston, IL; 1/12/74 L 67-87 Evanston, IL; 3/2/74 W 85-76 Iowa City, IA; 1/2/75 W 75-73 Evanston, IL; 3/3/75 W 65-58## Iowa City, IA; 1/19/76 L 92-99# Evanston, IL; 2/16/76 W 81-68 Iowa City, IA; 1/22/77 W 76-74 Iowa City, IA; 3/3/77 W 78-60 Evanston, IL; 1/19/78 L 59-62 Evanston, IL; 2/16/78 W 76-74 Iowa City, IA; 1/4/79 W 65-57 Evanston, IL; 3/3/79 W 95-64 Iowa City, IA; 1/24/80 W 60-58 Iowa City, IA; 2/16/80 W 76-65 Evanston, IL; 2/5/81 W 76-65 Evanston, IL; 2/14/81 W 82-64 Iowa City, IA; 1/21/82 W 49-48 Evanston, IL; 2/11/82 W 62-49 Iowa City, IA; 1/13/83 W 66-57 Evanston, IL; 3/3/83 W 63-50 Iowa City, IA; 1/12/84 W 42-39 Iowa City, IA; 3/1/84 W 57-48 Evanston, IL; 1/24/85 W 66-47 Iowa City, IA; 2/23/85 L 58-78 Evanston, IL; 1/23/86 W 76-43 Evanston, IL; 2/22/86 W 76-45 Iowa City, IA; 1/3/87 W 80-44 Iowa City, IA; 3/5/87 W 103-76 Evanston, IL; 1/16/88 W 92-68 Iowa City, IA; 2/24/88 W 91-74 Evanston, IL; 2/2/89 W 102-84 Iowa City, IA; 2/22/89 W 89-84 Evanston, IL; 2/3/90 W 98-80 Iowa City, IA; 2/22/90 L 66-72 Evanston, IL; 2/2/91 W 82-66 Iowa City, IA; 3/7/91 W 79-76 Evanston, IL; 1/22/92 W 78-71 Evanston, IL; 3/11/92 W 69-66 Iowa City, IA; 2/20/93 W 75-63 Evanston, IL; 3/8/93 W 56-50 Iowa City, IA; 1/26/94 W 86-76 Evanston, IL; 2/26/94 L 74-80 Iowa City, IA; 2/9/95 W 116-77 Iowa City, IA; 2/7/96 W 88-77 Evanston, IL; 1/2/97 W 72-55 Iowa City, IA; 3/8/97 W 75-59 Evanston, IL; 1/3/98 W 91-57 Iowa City, IA; 2/25/98 W 75-55 Evanston, IL; 1/3/99 W 52-48 Evanston, IL; 2/23/99 W 65-48 Iowa City, IA; 1/5/00 W 58-52 Iowa City, IA; 2/10/01 L 61-69 Evanston, IL; \$3/8/01 W 72-55 Chicago, IL; 1/9/02 W 70-60 Iowa City, IA; 1/19/02 L 50-63 Evanston, IL; 1/8/03 W 68-63 Evanston, IL; 3/8/03 W 77-61 Iowa City, IA; 1/10/04 L 68-77 Iowa City, IA; 3/3/04 L 49-51 Evanston, IL; 1/26/05 L 74-75# Evanston, IL; 2/12/05 W 64-54 Iowa City, IA; 2/8/06 L 48-51 Evanston, IL; 2/15/07 W 66-58 Iowa City, IA; 2/19/08 W 53-51 Iowa City, IA; 3/4/08 W 67-62 Evanston, IL; 2/7/09 W 56-51 Iowa City, IA; 2/28/09 L 49-55 Evanston, IL; 2/10/10 W 78-65 Iowa City, IA; 2/25/10 L 57-74 Evanston, IL; 1/12/11 L 71-90 Iowa City, IA; 2/17/11 L 70-73 Evanston, IL; 2/9/12 L 64-83 Evanston, IL; 3/3/12 L 66-70 Iowa City, IA; 1/13/13 W 70-50 Evanston, IL; 2/9/13 W 71-57 Iowa City, IA; \$3/14/13 W 73-59 Chicago, IL; 1/9/14 W 93-67 Iowa City, IA; 1/25/14 W 76-50 Evanston, IL; \$3/13/14 L 62-67 Indianapolis, IN; 2/15/15 L 61-66# Evanston, IL; 3/7/15 W 69-52 Iowa City, IA; 1/31/16 W 85-71 Iowa City, IA; 1/15/17 L 54-89 Evanston, IL.

ALL-TIME SERIES RESULTS

Rockford (Iowa leads, 1-0)
12/29/20 W 33-16 Rockford, IL

Rutgers (Iowa leads, 10-3)
*3/17/89 W 87-73 Providence, RI
2/19/15 W 81-47 Iowa City, IA
1/21/16 W 90-76 Piscataway, NJ
1/8/17 W 68-62 Iowa City, IA
1/31/17 W 83-63 Piscataway, NJ
1/17/18 L 64-80 Piscataway, NJ
2/16/19 W 71-69 Piscataway, NJ
3/2/19 L 72-86 Iowa City, IA
1/22/20 W 85-80 Iowa City, IA
1/2/21 W 77-75 Piscataway, NJ
2/10/21 W 79-66 Iowa City, IA
1/19/22 L 46-48 Piscataway, NJ
\$3/11/22 W 84-74 Indianapolis, IN

Sacred Heart (Iowa leads, 1-0)
2/13/12 W 14-12 Prarie du Chien, WI

St. Ambrose (Iowa leads, 2-0)
1/30/33 W 44-24 Davenport, IA
1/27/34 W 39-18 Davenport, IA

St. Bonaventure (Iowa leads, 1-0)
%12/23/98 W 81-67 San Juan, P. Rico

St. Francis, PA (Iowa leads, 1-0)
12/9/69 W 81-68 Iowa City, IA

St. John's, NY (Series tied, 1-1)
%12/26/59 W 91-84 New York, NY
%12/26/70 L 55-57 Honolulu, HI

St. Mary's (Iowa leads, 3-0)
12/19/46 W 44-41 Iowa City, IA
12/30/48 W 46-43 Iowa City, IA
12/13/55 W 68-49 Iowa City, IA

St. Joseph's (St. Joseph's leads, 2-0)
2/12/12 L 9-11 Dubuque, IA
%12/29/86 L 56-60 Pullman, WA

Saint Louis (Iowa leads, 11-7)
12/7/26 W 35-19 Iowa City, IA
12/4/27 W 43-13 Iowa City, IA
2/17/30 L 25-32 St. Louis, MO
2/25/30 L 24-31 Iowa City, IA
12/8/30 L 14-26 Iowa City, IA
3/6/33 W 52-20 St. Louis, MO
12/31/38 W 47-37 Iowa City, IA
1/1/46 W 51-40 Iowa City, IA
12/10/60 L 55-61 Iowa City, IA
12/16/61 L 61-79 St. Louis, MO
12/10/62 L 58-65 St. Louis, MO
12/9/63 W 79-77 Iowa City, IA
%12/30/67 W 80-77 Los Angeles, CA
%12/24/88 W 83-80 Chaminade, HI
%12/30/00 W 68-56 Honolulu, HI
&3/17/04 L 69-70 St. Charles, MO
12/31/04 W 67-58 Iowa City, IA
12/30/05 W 60-50 St. Louis, MO

San Diego State (San Diego State leads, 1-0)
%11/29/19 L 73-83 Las Vegas, NV

San Francisco (San Francisco leads, 1-0)
*3/23/56 L 71-83 Evanston, IL

San Jose State (San Jose State leads, 1-0)
12/21/75 L 103-105### Iowa City, IA

Santa Clara (Iowa leads, 1-0)
*3/13/87 W 99-76 Tucson, AZ

Savannah State (Iowa leads, 2-0)
11/13/16 W 116-84 Iowa City, IA
12/22/18 W 110-64 Iowa City, IA

Seton Hall (Series tied, 1-1)
%12/29/82 W 85-63 Rochester, NY
11/17/16 L 83-91 Iowa City, IA

Simpson (Simpson leads, 1-0)
1/3/13 L 14-24 Knoxville, IA

South Alabama (Iowa leads, 1-0)
%12/4/99 W 82-58 Iowa City, IA

South Carolina (Iowa leads, 3-0)
1/22/72 W 91-85 Chicago, IL
1/2/82 W 57-47 Columbia, SC
12/22/84 W 88-78 Iowa City, IA

South Carolina State (Iowa leads, 2-0)
12/21/09 W 82-69 Iowa City, IA
12/19/12 W 90-46 Iowa City, IA

Southeast Missouri State (Iowa leads, 1-0)
%11/25/08 W 75-41 Iowa City, IA

Southeastern Louisiana (Iowa leads, 2-0)
12/29/07 W 57-50 Iowa City, IA
12/21/21 W 93-62 Iowa City, IA

South Dakota (Iowa leads, 12-0)
12/8/29 W 37-17 Iowa City, IA
1/2/34 W 42-32 Iowa City, IA
12/14/36 W 44-23 Iowa City, IA
1/31/38 W 35-34 Iowa City, IA
1/30/39 W 35-30 Iowa City, IA
12/3/45 W 91-26 Iowa City, IA
12/16/46 W 53-25 Iowa City, IA
12/6/47 W 66-30 Iowa City, IA
12/2/63 W 85-66 Iowa City, IA
12/1/64 W 93-68 Iowa City, IA
12/4/12 W 87-63 Iowa City, IA
&3/15/17 W 87-75 Iowa City, IA

South Dakota State (Iowa leads, 7-3)
1/7/30 L 20-30 Iowa City, IA
1/29/40 W 24-23 Iowa City, IA
12/10/42 W 52-46 Iowa City, IA
12/11/44 W 87-37 Iowa City, IA
12/11/45 W 71-33 Iowa City, IA
12/2/46 W 73-32 Iowa City, IA
12/1/60 W 77-75 Iowa City, IA
12/11/62 W 69-52 Iowa City, IA
11/14/10 L 69-79 Iowa City, IA
%11/21/17 L 72-80 Cayman Islands

South Florida (South Florida leads, 1-0)
%12/28/92 L 78-85 Tampa, FL

Southern (Iowa leads, 2-0)
12/10/17 W 91-60 Iowa City, IA
11/27/20 W 103-76 Iowa City, IA

Southern California (Iowa leads, 5-2)
12/18/53 W 66-57 Iowa City, IA
12/31/53 L 60-70 Los Angeles, CA
%12/29/60 W 70-62 Los Angeles, CA
%12/28/64 W 71-65 Los Angeles, CA
%12/30/75 L 73-81 Honolulu, HI
12/11/82 W 66-55 Iowa City, IA
%12/29/83 W 62-61 Los Angeles, CA

Southern Illinois (Iowa leads, 3-1)
12/6/65 W 69-58 Iowa City, IA
12/6/69 L 67-73 Carbondale, IL
12/4/67 W 61-49 Iowa City, IA
%12/22/93 W 90-70 San Juan, P. Rico

Southern Utah (Iowa leads, 1-0)
12/19 W 92-64 Iowa City, IA

SIUE (Iowa leads, 2-0)
11/26/10 W 111-50 Iowa City, IA
11/8/19 W 87-60 Iowa City, IA

Southern Methodist (Iowa leads, 5-1)
12/9/55 W 80-62 Iowa City, IA
12/3/57 W 66-60 Iowa City, IA
12/6/58 L 55-65 Dallas, TX
12/5/59 W 89-58 Iowa City, IA
12/12/63 W 73-70 Iowa City, IA
%12/1/01 W 86-69 Iowa City, IA

Southern Mississippi (Iowa leads, 2-0)
%12/22/97 W 82-58 San Juan, P. Rico
%12/7/02 W 65-63 Iowa City, IA

Southwest Texas State (Iowa leads, 1-0)
12/30/88 W 96-77 Iowa City, IA

Stanford (Iowa leads, 5-3)
12/29/34 W 38-28 Iowa City, IA
12/30/54 W 73-46 Iowa City, IA
12/29/55 L 52-54 Palo Alto, CA
12/23/66 W 77-74 Iowa City, IA
12/23/67 L 86-87 Palo Alto, CA
%12/30/78 W 83-68 San Diego, CA
%11/27/87 W 78-75 Maui, HI
%11/12/99 L 58-72 New York, NY

Stetson (Iowa leads, 1-0)
12/5/16 W 95-68 Iowa City, IA

Stony Brook (Iowa leads, 1-0)
&3/22/13 W 75-63 Iowa City, IA

Syracuse (Iowa leads, 3-1)
%12/30/57 W 58-52 Buffalo, NY
*3/14/80 W 88-77 Philadelphia, PA
%11/21/14 L 63-66 New York, NY
12/3/19 W 68-54 Syracuse, NY

Tampa (Iowa leads, 1-0)
%12/17/85 W 54-45 Pullman, WA

Temple (Iowa leads, 3-0)
*3/22/56 W 83-76 Evanston, IL
&11/15/90 W 73-71 Iowa City, IA
*3/18/16 W 72-70# Brooklyn, NY

Tennessee (Tennessee leads, 3-2)
%12/28/67 W 64-59 Los Angeles, CA
%12/20/77 W 92-86 Las Vegas, NV
%12/29/00 L 68-80 Honolulu, HI
*3/19/14 L 65-78# Dayton, OH
*3/24/19 L 77-83# Columbus, OH

Tennessee-Chattanooga (Iowa leads, 1-0)
%12/1/01 W 79-60 Iowa City, IA

Tennessee State (Iowa leads, 2-0)
11/30/02 W 84-51 Iowa City, IA
1/12/10 W 67-62 Iowa City, IA

Tennessee Tech (Iowa leads, 2-0)
1/24/70 W 96-68 Iowa City, IA
12/22/15 W 85-63 Iowa City, IA

Texas (Texas leads, 3-2)
*3/19/92 W 98-92 Greensboro, NC
%11/23/04 W 82-80 Maui, HI
%11/22/05 L 59-68 Kansas City, MO
%11/23/09 L 60-85 Kansas City, MO
%11/20/14 L 57-71 New York, NY

Texas A&M-Corpus Christi (Iowa leads, 1-0)
12/1/12 W 88-59 Iowa City, IA

TCU (Iowa leads, 2-1)
12/31/46 W 61-37 Iowa City, IA
12/22/48 W 47-46# Iowa City, IA
&3/19/17 L 92-94# Iowa City, IA

Texas-Rio Grande Valley (Iowa leads, 5-0)
12/21/87 W 110-64 Iowa City, IA
12/4/92 W 85-29 Iowa City, IA
%12/1/06 W 62-46 Iowa City, IA
11/9/12 W 86-55 Iowa City, IA
11/20/16 W 95-67 Iowa City, IA

Texas-San Antonio (Iowa leads, 2-1)
11/26/05 W 79-46 Iowa City, IA
%11/17/08 W 73-67 Iowa City, IA
%11/15/09 L 50-62 Iowa City, IA

Texas Southern (Iowa leads, 5-0)
11/2490 W 80-64 Iowa City, IA
12/28/92 W 91-70 Iowa City, IA
12/16/95 W 110-67 Iowa City, IA
%12/3/99 W 73-51 Iowa City, IA
12/23/06 W 90-63 Iowa City, IA

Texas Tech (Iowa leads, 5-1)
12/13/58 W 75-73 Iowa City, IA
12/12/59 W 76-66 Lubbock, TX
%12/8/85 W 58-48 Iowa City, IA
12/22/03 L 59-65 Dallas, TX
12/21/04 W 83-53 Chicago, IL
%11/28/19 W 72-61 Las Vegas, NV



Toledo (Toledo leads, 3-1)
 12/21/37 L 39-59 Toledo, OH
 1/1/40 L 30-54 Toledo, OH
 *3/10/79 L 72-74 Bloomington, IN
 %11/17/06 W 78-65 St. Thomas, VI

Tulsa (Iowa leads, 2-0)
 %12/2/00 W 66-65 Iowa City, IA
 12/28/02 W 73-67 Tulsa, OK

UCLA (Iowa leads, 5-3)
 12/23/50 W 80-63 Iowa City, IA
 12/30/53 W 65-50 Los Angeles, CA
 12/30/60 W 71-65 Los Angeles, CA
 1/29/64 W 87-82 Chicago, IL
 12/4/71 L 72-106 Los Angeles, CA
 1/17/74 L 44-66 Los Angeles, CA
 2/18/82 L 66-75 Los Angeles, CA
 12/22/90 W 88-71 Iowa City, IA

UMKC (Iowa leads, 3-0)
 12/5/15 W 95-75 Iowa City, IA
 11/8/19 W 77-63 Iowa City, IA
 11/12/21 W 89-57 Iowa City, IA

U.S. International (Iowa leads, 1-0)
 12/20/75 W 67-52 Iowa City, IA

Upper Iowa (Iowa leads, 4-0)
 12/14/01 W 42-13 Iowa City, IA
 1/15/02 W 27-26 Fayette, IA
 1908 W 42-25 Fayette, IA
 1/2/22 W 32-15 Iowa City, IA

Utah (Utah leads, 1-0)
 %12/29/64 L 88-92 Los Angeles, CA

Utah State (Iowa leads, 3-1)
 1/2/50 W 62-58 Iowa City, IA
 *3/17/83 W 64-59 Louisville, KY
 %11/24/07 L 62-75 South Padre Island, TX
 12/18/21 W 94-75 Sioux Falls, SD

UTEP (Iowa leads, 3-2)
 %12/30/65 L 68-86 El Paso, TX
 12/18/67 W 59-53 Iowa City, IA
 12/7/71 L 57-65 El Paso, TX
 *3/15/87 W 84-82 Tucson, AZ
 %11/29/13 W 89-53 Bahamas

Valparaiso (Iowa leads, 2-0)
 &3/17/03 W 62-60 Iowa City, IA
 %12/3/06 W 72-59 Iowa City, IA

Villanova (Villanova leads, 5-1)
 %12/30/61 L 56-69 Philadelphia, PA
 *3/25/83 L 54-55 Kansas City, MO
 %11/29/87 W 97-74 Maui, HI
 %11/20/06 L 60-89 St. Thomas, VI
 %11/30/13 L 83-88# Bahamas
 *3/20/16 L 68-87 Brooklyn, NY

Virginia (Iowa leads, 3-1)
 *3/13/97 W 73-60 Salt Lake City, UT
 &3/27/13 W 75-64 Charlottesville, VA
 %11/25/16 L 41-74 Niceville, FL
 11/29/21 W 75-74 Charlottesville, VA

VCU (Iowa leads, 2-0)
 11/30/74 W 95-80 Iowa City, IA
 *3/6/80 W 86-72 Greensboro, NC

Virginia Tech (Tech leads, 4-0)
 11/29/06 L 65-69 Blacksburg, VA
 12/1/09 L 64-70 Iowa City, IA
 11/27/12 L 79-95 Blacksburg, VA
 11/28/17 L 55-79 Blacksburg, VA

Wabash (Series tied, 2-2)
 12/13/24 L 24-28 Iowa City, IA
 12/12/25 W 38-26 Iowa City, IA
 1927 L 13-28 Iowa City, IA
 12/13/40 W 42-22 Iowa City, IA

Wake Forest (Wake Forest leads, 4-0)
 %12/28/74 L 71-92 Portland, OR
 *3/21/93 L 78-84 Nashville, TN
 11/26/07 L 47-56 Iowa City, IA
 11/30/10 L 73-76 Winston-Salem, NC

Washington (Washington leads, 3-2)
 12/27/55 L 71-76 Seattle, WA
 12/20/58 L 68-81 Iowa City, IA
 12/15/65 W 99-70 Iowa City, IA
 12/2/66 W 66-50 Seattle, WA
 12/3/66 L 65-76 Seattle, WA

Washington, MO (Iowa leads, 9-1)
 1928 W 22-18 Iowa City, IA
 12/19/36 W 42-45 St. Louis, MO
 12/13/37 W 41-34 Iowa City, IA
 12/12/38 W 42-26 Iowa City, IA
 12/13/41 W 52-31 Iowa City, IA
 12/20/47 W 44-41 St. Louis, MO
 12/17/51 W 60-53 St. Louis, MO
 12/5/53 W 51-45 Iowa City, IA
 12/1/54 W 80-61 Iowa City, IA
 2/4/57 L 54-62 St. Louis, MO

Washington State (Iowa leads, 1-0)
 %12/30/63 W 74-66 Pullman, WA

Wayne State (Wayne State leads, 1-0)
 12/16/39 L 30-34 Detroit, MI

Weber State (Iowa leads, 1-0)
 %12/6/97 W 81-56 Iowa City, IA

West Virginia (Series tied, 1-1)
 %12/29/56 W 79-76 Chapel Hill, NC
 %11/28/08 L 68-87 Las Vegas, NV

West College (Iowa leads, 2-0)
 1/24/02 W 24-7 Toledo, IA
 1903 W 24-14 Iowa City, IA

Western Carolina (Iowa leads, 3-0)
 12/20/94 W 85-60 Iowa City, IA
 12/18/04 W 88-75 Iowa City, IA
 12/18/18 W 78-60 Iowa City, IA

Western Illinois (Iowa leads, 11-0)
 12/15/43 W 82-34 Iowa City, IA
 12/9/44 W 101-23 Iowa City, IA
 11/26/91 W 95-58 Iowa City, IA
 12/20/95 W 93-41 Iowa City, IA
 11/22/96 W 81-66 Moline, IL
 %11/5/98 W 74-63 Moline, IL
 11/19/04 W 85-62 Iowa City, IA
 12/27/08 W 58-43 Iowa City, IA
 12/7/15 W 90-56 Iowa City, IA
 12/3/20 W 99-58 Iowa City, IA
 12/29/21 W 92-71 Iowa City, IA

Western Kentucky (Iowa leads, 1-0)
 %11/20/12 W 63-55 Cancun, Mexico

Western Michigan (Iowa leads, 3-2)
 12/21/35 L 35-48 Kalamazoo, MI
 12/22/41 W 49-48 Kalamazoo, MI
 12/9/50 L 49-58 Kalamazoo, MI
 12/1/51 W 72-68 Iowa City, IA
 11/22/21 W 109-61 Iowa City, IA

Western Reserve (Iowa leads, 2-0)
 1/3/48 W 61-54 Iowa City, IA
 12/17/49 W 97-57 Cleveland, OH

Wichita State (Series tied, 5-5)
 2/4/56 W 98-86 Iowa City, IA
 12/16/57 L 78-81 Wichita, KS
 12/28/66 W 94-76 Iowa City, IA
 12/12/68 L 88-93 Wichita, KS
 11/28/78 W 91-67 Iowa City, IA
 12/11/79 W 81-62 Wichita, KS
 *3/15/81 L 56-60 Wichita, KS
 %11/24/09 L 57-74 Kansas City, MO
 %11/21/12 L 63-75 Cancun, Mexico
 %11/29/15 W 84-61 Orlando, FL

Wilton (Iowa leads, 2-0)
 2/1/02 W 66-4 Wilton Junction
 1/24/03 W 68-7 Iowa City, IA

Wisconsin-Eau Claire (Iowa leads, 1-0)
 1/3/81 W 86-62 Iowa City, IA

Wisconsin (Iowa leads, 86-85, includes UW forfeit in '83)
 3/1/09 L 9-30 Madison, WI
 1/5/12 L 12-38 Iowa City, IA
 2/14/12 L 5-30 Madison, WI
 1/10/16 L 31-36# Iowa City, IA
 2/28/16 L 19-38 Madison, WI
 1/8/18 L 22-36 Iowa City, IA
 1/21/18 L 19-34 Madison, WI
 2/10/19 L 19-28 Madison, WI
 3/11/19 W 29-27 Iowa City, IA
 1/5/20 L 18-35 Iowa City, IA
 1/19/20 W 21-20 Madison, WI
 1/7/22 L 15-18 Iowa City, IA
 2/13/22 W 24-18 Madison, WI
 3/8/24 W 22-19 Iowa City, IA
 3/11/24 L 26-36 Madison, WI
 2/16/25 L 15-16 Iowa City, IA
 3/3/25 L 23-25 Madison, WI
 2/22/27 L 21-24 Madison, WI
 3/22/27 W 26-17 Iowa City, IA
 2/20/28 L 21-31 Iowa City, IA
 3/3/28 L 17-20 Madison, WI
 1/17/31 L 13-24 Madison, WI
 2/16/31 W 19-17 Iowa City, IA
 1/9/33 L 19-21 Madison, WI
 2/13/33 W 31-25 Iowa City, IA
 1/8/34 W 32-26 Iowa City, IA
 3/3/34 L 32-35 Madison, WI
 1/18/36 L 21-27 Madison, WI
 2/17/36 W 32-25 Iowa City, IA
 1/18/37 L 23-29 Madison, WI
 2/20/37 W 43-35 Iowa City, IA
 1/7/39 L 24-28 Madison, WI
 2/10/40 W 37-35 Iowa City, IA
 1/11/41 L 35-49 Madison, WI
 1/10/42 W 49-45 Iowa City, IA
 3/7/42 L 45-62 Madison, WI
 2/19/45 W 54-53 Iowa City, IA
 2/24/45 W 68-38 Madison, WI
 1/7/46 W 57-50 Iowa City, IA
 2/16/46 W 44-39 Madison, WI
 1/4/47 L 62-63 Iowa City, IA
 2/3/47 L 53-60 Madison, WI
 1/12/48 L 51-60 Madison, WI
 2/21/48 W 62-40 Iowa City, IA
 2/19/49 W 61-60 Iowa City, IA
 2/28/49 L 47-70 Madison, WI
 2/13/50 L 62-66# Iowa City, IA
 2/18/50 L 44-53 Madison, WI
 2/17/51 W 73-60 Madison, WI
 3/3/52 L 75-78 Iowa City, IA
 12/15/52 L 70-75 Madison, WI
 12/29/52 W 83-66 Iowa City, IA
 1/9/54 W 71-54 Iowa City, IA
 1/3/55 W 86-69 Madison, WI
 2/6/56 W 78-74 Madison, WI
 2/18/56 W 80-66 Iowa City, IA
 1/19/57 W 70-47 Madison, WI
 3/9/57 L 59-60 Iowa City, IA
 2/17/58 W 74-61 Iowa City, IA
 2/14/59 W 94-84 Madison, WI
 1/4/60 W 71-64 Madison, WI
 2/15/60 L 58-63 Iowa City, IA
 1/9/61 W 76-68 Madison, WI
 2/13/61 W 63-61 Iowa City, IA
 1/6/62 L 79-91 Madison, WI
 3/10/62 W 81-64 Iowa City, IA
 1/14/63 W 65-56 Iowa City, IA
 3/4/63 L 69-75 Madison, WI
 1/13/64 L 61-79 Madison, WI
 1/4/65 W 92-62 Iowa City, IA
 1/8/66 L 68-69 Madison, WI
 2/26/66 W 80-70 Iowa City, IA
 2/18/67 L 95-96### Iowa City, IA
 3/7/67 W 90-87# Madison, WI
 2/17/68 W 69-61 Iowa City, IA
 3/8/69 L 74-84 Madison, WI
 1/10/70 W 92-74 Madison, WI
 2/10/70 W 119-100 Iowa City, IA
 2/6/71 W 93-91 Madison, WI
 2/27/71 L 83-89 Iowa City, IA
 1/8/72 L 80-81 Madison, WI
 2/17/73 W 100-76 Iowa City, IA
 2/9/74 L 87-113 Madison, WI
 3/4/74 L 58-74 Iowa City, IA
 2/1/75 L 85-86# Madison, WI



| | | | | | | | | | | | |
|---------|---|---------|---------------|-----------|---|---------|------------------|--|---|---------|--------------------|
| 3/1/75 | W | 75-68 | Iowa City, IA | 1/21/95 | W | 96-84 | Iowa City, IA | 1/20/15 | L | 50-82 | Madison, WI |
| 1/17/76 | W | 81-71 | Madison, WI | 2/22/95 | W | 84-77 | Madison, WI | 1/31/15 | L | 63-74 | Iowa City, IA |
| 2/14/76 | W | 96-82 | Iowa City, IA | 1/13/96 | L | 71-80 | Madison, WI | 2/24/16 | L | 59-67 | Iowa City, IA |
| 2/5/77 | W | 90-73 | Iowa City, IA | 2/28/96 | W | 69-54 | Iowa City, IA | 3/2/17 | W | 59-57 | Madison, WI |
| 3/5/77 | W | 94-93## | Madison, WI | 1/11/97 | W | 78-53 | Iowa City, IA | 1/23/18 | W | 85-67 | Iowa City, IA |
| 1/28/78 | W | 88-73 | Iowa City, IA | 2/26/97 | L | 48-49 | Madison, WI | 11/30/18 | L | 66-72 | Iowa City, IA |
| 2/4/78 | L | 72-82 | Madison, WI | 2/3/98 | W | 79-76 | Madison, WI | 3/7/19 | L | 45-65 | Madison, WI |
| 2/1/79 | W | 70-64 | Madison, WI | 1/23/99 | L | 52-72 | Iowa City, IA | 1/27/20 | W | 68-62 | Iowa City, IA |
| 2/10/79 | W | 79-65 | Iowa City, IA | \$3/5/99 | L | 60-74 | Chicago, IL | 2/18/21 | W | 77-62 | Madison, WI |
| 1/12/80 | W | 66-65 | Iowa City, IA | 1/29/00 | W | 61-55 | Madison, WI | 3/7/21 | W | 77-73 | Iowa City, IA |
| 2/21/80 | L | 58-62 | Madison, WI | 2/23/00 | L | 45-54 | Iowa City, IA | \$3/12/21 | W | 62-57 | Indianapolis, IN |
| 1/5/81 | W | 76-66 | Madison, WI | 1/16/01 | L | 54-67 | Madison, WI | 1/6/22 | L | 78-87 | Madison, WI |
| 2/28/81 | W | 96-75 | Iowa City, IA | 3/3/01 | L | 57-59 | Iowa City, IA | Wisconsin-Milwaukee (Iowa leads, 2-0) | | | |
| 1/16/82 | W | 78-62 | Madison, WI | 1/2/02 | W | 69-57 | Iowa City, IA | 12/7/68 | W | 116-80 | Iowa City, IA |
| 2/25/82 | W | 79-55 | Iowa City, IA | 2/19/02 | L | 56-64 | Madison, WI | 11/19/00 | W | 83-79 | Iowa City, IA |
| 1/22/83 | L | 62-65+ | Madison, WI | \$3/8/02 | W | 58-56 | Indianapolis, IN | Wyoming (Iowa leads, 3-2) | | | |
| 2/24/83 | W | 93-63 | Iowa City, IA | 1/22/03 | L | 61-74 | Madison, WI | %12/27/58 | W | 82-74 | Portland, OR |
| 1/21/84 | W | 75-62 | Iowa City, IA | 2/22/03 | L | 53-61 | Iowa City, IA | 12/17/60 | W | 78-67 | Iowa City, IA |
| 2/23/84 | W | 63-55 | Madison, WI | 2/11/04 | L | 52-54 | Iowa City, IA | %12/29/67 | L | 87-94## | Los Angeles, CA |
| 1/26/85 | W | 105-65 | Iowa City, IA | 2/9/05 | L | 69-72 | Madison, WI | 1/2/71 | W | 87-84 | Iowa City, IA |
| 2/20/85 | L | 53-54 | Madison, WI | \$3/12/05 | L | 56-59 | Chicago, IL | 12/22/73 | L | 79-86 | Laramie, WY |
| 1/25/86 | L | 63-69 | Madison, WI | 1/5/06 | L | 52-66 | Madison, WI | Xavier (Iowa leads, 2-1) | | | |
| 2/20/86 | W | 101-48 | Iowa City, IA | 3/4/06 | W | 59-44 | Iowa City, IA | 12/20/37 | W | 33-28 | Cincinnati, OH |
| 1/5/87 | W | 78-63 | Iowa City, IA | 1/28/07 | L | 46-57 | Iowa City, IA | %11/19/10 | L | 73-86 | Virgin Islands, VI |
| 3/8/87 | W | 81-71 | Madison, WI | 2/10/07 | L | 62-74 | Madison, WI | %11/28/13 | W | 77-74# | Bahamas |
| 1/25/88 | W | 104-89 | Madison, WI | 1/5/08 | L | 51-64 | Madison, WI | @ -- Big Ten Conference Playoff | | | |
| 3/10/88 | W | 103-70 | Iowa City, IA | 2/6/08 | L | 54-60 | Iowa City, IA | * -- NCAA Tournament | | | |
| 1/26/89 | W | 78-70 | Iowa City, IA | 1/21/09 | W | 73-69# | Iowa City, IA | & -- National Invitation Tournament | | | |
| 2/11/89 | L | 54-65 | Madison, WI | 2/11/09 | L | 52-69 | Madison, WI | % -- In-season Tournament | | | |
| 1/11/90 | L | 69-73# | Madison, WI | 3/3/10 | L | 40-67 | Madison, WI | \$ -- Big Ten Tournament | | | |
| 2/10/90 | L | 71-80 | Iowa City, IA | 2/9/11 | L | 59-62# | Iowa City, IA | # -- overtime (s) | | | |
| 1/17/91 | L | 79-91 | Madison, WI | 12/31/11 | W | 72-65 | Madison, WI | + -- awarded forfeit | | | |
| 2/16/91 | L | 55-56 | Iowa City, IA | 2/23/12 | W | 67-66 | Iowa City, IA | | | | |
| 1/29/92 | W | 73-66 | Iowa City, IA | 1/19/13 | W | 70-66 | Iowa City, IA | | | | |
| 3/7/92 | W | 70-65 | Madison, WI | 2/6/13 | L | 70-74## | Madison, WI | | | | |
| 3/10/93 | W | 91-65 | Iowa City, IA | 1/5/14 | L | 71-75 | Madison, WI | | | | |
| 3/9/94 | L | 71-95 | Madison, WI | 2/22/14 | L | 74-79 | Iowa City, IA | | | | |

Longwood

SID: Bryce Hoynoski
E-Mail: hoynoskib@cookman.edu

North Carolina A&T

SID: Jacob Pritchett
E-Mail: jwpritchett@ncat.edu

Seton Hall

SID: Peter Long
E-Mail: peter.long@shu.edu

Omaha

SID: Kayla Peterson
E-Mail: kaylapeterson@omavs.com

Clemson

SID: Ben Winterrowd
E-Mail: winterr@clemson.edu

Cal

SID: Gerrit Van Genderen
E-Mail: vangenderen_gw@berkeley.edu

TCU

SID: Steven Schoon
E-Mail: s.schoon@tcu.edu

Georgia Tech

SID: Mike Stamus
E-Mail: mstamus@athletics.gatech.edu

Duke

SID: Mike DeGeorge
E-Mail: michael.degeorge@duke.edu

Iowa State

SID: Ryan Workman
E-Mail: rworkman@iastate.edu

Southeast Missouri State

SID: Jeff Honza
E-Mail: jhonza@semo.edu

Eastern Illinois

SID: Rich Moser
E-Mail: rlmoser@eiu.edu

Indiana

SID: JD Campbell
E-Mail: jc56@indiana.edu

Illinois

SID: Derrick Burson
E-Mail: burson@uiuc.edu

Maryland

SID: TBD
E-Mail: TBD

Michigan

SID: Tom Wywrot
E-Mail: twywrot@umich.edu

Michigan State

SID: Mike "Mex" Carey
E-Mail: carey@ath.msu.edu

Minnesota

SID: Michelle Traversie
E-Mail: traen001@umn.edu

Nebraska

SID: Shamus McKnight
E-Mail: smcknight@huskers.com

Northwestern

SID: Jacob Pavilack
E-Mail: jacob.pavilack@northwestern.edu

Ohio State

SID: Gary Petit
E-Mail: petit.38@osu.edu

Penn State

SID: Chelsea Vielhauer
E-Mail: cpv5026@psu.edu

Purdue

SID: Chris Forman
E-Mail: cforman@purdue.edu

Rutgers

SID: Chris Corso
E-Mail: ccorso@scarletknights.com

Wisconsin

SID: Brandon Harrison
E-Mail: bah@athletics.wisc.edu



11/7 (0-0)

Table with 3 columns: Year, Opponent, Score

11/11 (4-1)

Table with 3 columns: Year, Opponent, Score

11/21 (5-4)

Table with 3 columns: Year, Opponent, Score

11/25 (6-5)

Table with 3 columns: Year, Opponent, Score

11/26 (10-5)

Table with 3 columns: Year, Opponent, Score

11/29 (15-4)

Table with 3 columns: Year, Opponent, Score

12/6 (16-8)

Table with 3 columns: Year, Opponent, Score

12/8 (18-5)

Table with 3 columns: Year, Opponent, Score

Table with 3 columns: Year, Opponent, Score

12/11 (22-6)

Table with 3 columns: Year, Opponent, Score

12/17 (16-4)

Table with 3 columns: Year, Opponent, Score

12/21 (22-6)

Table with 3 columns: Year, Opponent, Score

12/29 (22-12)

Table with 3 columns: Year, Opponent, Score

Table with 3 columns: Year, Opponent, Score

1/1 (6-4)

Table with 3 columns: Year, Opponent, Score

1/5 (15-18)

Table with 3 columns: Year, Opponent, Score

1/8 (10-16)

Table with 3 columns: Year, Opponent, Score

1/12 (14-15)

Table with 3 columns: Year, Opponent, Score

Table with 3 columns: Year, Opponent, Score

1/15 (16-7)

Table with 3 columns: Year, Opponent, Score

1/18 (9-14)

Table with 3 columns: Year, Opponent, Score

1/21 (14-19)

Table with 3 columns: Year, Opponent, Score

1/26 (8-11)

Table with 3 columns: Year, Opponent, Score

**Points**

Game 49, John Johnson vs. Northwestern, 2/24/1970
 Season 822, Keegan Murray (23.5 avg.), 2022
 Career 2,306, Roy Marble (18.2 avg.), 2018-21

Field Goals

Game 20, John Johnson vs. Northwestern, 2/24/1970
 Season 307, Keegan Murray, 2022
 Career 870, Luka Garza, 2018-21

Field Goal Attempts

Game 33, John Johnson vs. Northwestern, 2/24/1970
 33, Fred Brown vs. Indiana, 1971
 Season 554, Keegan Murray, 2022
 Career 1,594, Luka Garza, 2018-21

Field Goal Percentage (min. 10 FGA for single-game record)

Game 100.0, Greg Stokes (11-11) vs. Georgia St., 12/12/1984
 Season 62.2%, Les Jepsen (155-249), 1990
 Career 57.5%, Ryan Bowen (397-690), 1995-98

3-pt. Field Goals

Game 10, Jordan Bohannon at Maryland, 2/10/2022
 Season 117, Chris Kingsbury, 1995
 Career 455, Jordan Bohannon, 2017-22

3-pt. Field Goal Attempts

Game 19, Chris Kingsbury vs. Long Island, 12/17/1994
 Season 297, Chris Kingsbury, 1995
 Career 1,147, Jordan Bohannon, 2017-22

3-pt. Field Goal Percentage (minimum 1.5 made per game)

Game 100%, Joe Wieskamp (6-6) vs. Illinois, 1/20/2019
 100%, Jeff Horner (6-6) vs. Penn State, 1/31/2004
 100%, Jim Bartels (6-6) at Ohio State, 1/25/1995
 100%, Val Barnes (6-6) at Penn State, 2/22/1993
 100%, CJ Fredrick (5-5) vs. Cal Poly, 11/24/2019
 100%, Val Barnes (5-5) vs. Centenary, 1/4/1992
 100%, Kent McCausland (5-5) vs. W. Illinois, 11/22/1996
 Season 52.2%, Kent McCausland (70-134), 1997
 Career 45.3%, Kent McCausland (214-472), 1996-99

Free Throws

Game 22, Peter Jok vs. Indiana, 2/21/2017
 Season 218, Reggie Evans, 2001
 Career 618, Aaron White, 2011-15

Free Throw Attempts

Game 26, Dave Gunther vs. West Virginia, 12/29/1956
 Season 346, Reggie Evans, 2001
 Career 800, Aaron White, 2011-15

Games Played

Career 179, Jordan Bohannon, 2017-22*

* -- NCAA record

Consecutive Free Throws

Game 15, Andre Woolridge vs. Northwestern, 3/8/1997
 Season 34, Chris Street (six games), 1/2 thru 1/16/1993
 34, Jordan Bohannon (15 games), 1/4 thru 2/25/2018

Consecutive Games Scoring 20+ Points

Overall 19, Luka Garza, 1/10 - 12/3/2020
 16, Fred Brown, 12/23/1970 - 3/9/1971
 Big Ten 18, Luka Garza, 1/10 - 12/25/2020
 13, Fred Brown, 12/23/1970 - 3/9/1971

Scoring 20+ Points

Season 26, Keegan Murray, 2021-22
 25, Luka Garza, 2019-20
 22, Luka Garza, 2020-21
 21, Fred Brown, 1970-71

Free Throw Percentage (minimum 10 FTA/game)

Game 100%, Glenn Vidnovic (13-13) vs. Purdue, 2/4/1969
 100%, Peter Jok (12-12) vs. Omaha, 12/3/2016
 100%, Luke Recker (12-12) vs. Kansas State, 12/22/2001
 100%, Val Barnes (12-12) vs. Ohio State, 2/18/1992
 100%, Roy Marble (12-12) vs. UNI, 12/6/1988
 100%, Sam Williams (12-12) vs. Ohio State, 3/4/1967
 100%, (11-11) on eight occasions
 (last by Luke Recker vs. Minnesota, 2/9/2002)
 100%, (10-10) on 15 occasions
 (last by Jordan Bohannon vs. Nebraska, 1/6/2019)
 Season 91.1%, Peter Jok (154-169), 2016-17
 Career 88.7%, Jordan Bohannon (370-417), 2017-22

Rebounds

Game 30, Charles Darling vs. Wisc., 3/3/1952
 Season 416, Reggie Evans (11.9 avg.), 2001
 Career 990, Greg Brunner (7.8 avg), 2003-06

Assists

Game 16, Cal Wulfsberg vs. Ohio State, 1/24/1976
 Season 193, Andre Woolridge (6.0 avg), 1996
 Career 704, Jordan Bohannon (3.9 avg), 2017-22

Blocked Shots

Game 9, Acie Earl vs. Wisconsin, 1/29/1992
 Season 121, Acie Earl (4.0 avg), 1991-92
 Career 365, Acie Earl (3.1 avg), 1990-93

Steals

Game 9, Kenyon Murray vs. Ohio State, 2/18/1995
 9, Acie Earl vs. Texas Southern, 12/28/1993
 Season 79, Ryan Bowen (2.5 avg), 1997-98
 Career 208, Ryan Bowen (1.7 avg), 1995-98

Note - - Players listed in boldface are current players.



Points
 Game 126 vs. Morgan State, 11/25/1994
 126 at Oral Roberts, 12/30/1987
 Half 77 at Michigan, 2/3/1988
 Season 3,181 (93.6 avg.) in 1988
 Average per Game 98.7 (2,467 in 25 games) in 1970

Field Goals
 Game 52 (98 att.) vs. Notre Dame, 3/14/1970
 Season 1,141 (2,160 att.) in 1988

Field Goal Attempts
 Game 127 vs. Augustana, 12/1/1945
 Season 2,322 (1,071 made) in 2022

Field Goal Percentage
 Game 69.8 (37-53) vs. Northeastern, 11/30/1986
 Season 52.8 (1,141-2,160) in 1988

3-pt. Field Goals
 Game 20 (44 att.) vs. Alabama State, 11/18/2021
 Big Ten Game 16 (26 att.) at Maryland, 2/25/2017
 Season 331 (912 att.) in 2022

3-pt. Field Goal Attempts
 Game 44 (20 made) vs. Alabama State, 11/18/2021
 43 (18 made) vs. Savannah State, 11/13/2016
 Season 912 (331 made) in 2022

3-pt. Field Goal Percentage (min. 10 att.)
 Game 75.0 (15-20) vs. Northwestern, 1/3/1998
 75.0 (9-12) vs. Northwestern, 3/5/1987
 Season 41.9 (44-105) in 1983

Free Throws
 Game 41 (43 att.) vs. Drake, 12/22/1969
 Season 753 (1,068 att.) in 2001
 Consecutive 25 vs. Drake, 1969

Free Throw Attempts
 Game 61 (made 37) vs. Long Beach State, 12/4/1993
 Season 1,068 (made 753) in 2001

Free Throw Percentage
 Game 100% (20-20) vs. Western Illinois, 11/19/2004
 95.6 (22-23) vs. DePaul, 3/15/1995
 Season 78.0 (549-704) in 1970

Rebounds
 Game 77 vs. UM-Duluth, 12/30/1972
 Season 1,508 in 1987 (43.1 avg.)
 Average 51.5 (1134 in 22 games) in 1951

Assists
 Game 34 vs. Northern Illinois, 12/29/2017
 34 vs. George Mason, 12/1/1984
 Season 602 in 2017 and 2018

Blocked Shots
 Game 13 vs. Illinois, 3/5/2013
 Season 183 in 2013

Steals
 Game 23 vs. Northern Iowa, 12/7/1994
 23 vs. Northwestern, 2/22/1986
 Season 365 in 1995

Fewest Turnovers (since 1980)
 Season 294 (9.5 per game) in 2020-21

| Overall Wins By Senior Class | Home Wins By Senior Class |
|------------------------------|---------------------------|
| 1989.....97 | 2015.....59 |
| 1988.....95 | 2016.....58 |
| 2022.....91 | 2022.....57 |
| 2016.....89 | 2017.....55 |
| 1983.....87 | 1988.....54 |
| 1998.....86 | 2008.....54 |
| 2015.....85 | 2009.....54 |
| 1982.....85 | |

Iowa's Biggest Comebacks

- ** vs. Gardner-Webb (Nov. 17, 2012): Trailed 38-15 (23 points) with 13 seconds left in first half; won 65-56
- ** at Illinois (Jan. 14, 1987): Trailed 61-39 (22 points) with approximately 16 minutes remaining; won 91-88 in OT
- **at Illinois (Jan. 11, 2018): Trailed 49-29 (20 points) with 3:53 left in the first half; won 104-97 (OT)
- **at Purdue (Jan. 2, 2016): Trailed 37-18 (19 points) with 2:21 remaining in the first half; won 70-63

- ** at Kansas (Dec. 8, 1988): Trailed 59-41 (18 points) with 12:52 left in the second half; won 85-81
- ** at Michigan State (Jan. 28, 1993): Trailed by 17 points with 5:32 left; won 96-90 in OT
- ** vs. George Washington (March 15, 1996): Trailed 73-56 (17 points) with 8:21 remaining, won 81-79 in regulation (NCAA Tournament game)
- ** vs. Northwestern (Feb. 10, 2019): Trailed 72-57 (15 points) with 4:15 remaining, won 80-79 in regulation

**Points**

1. 49..... John Johnson vs. Northwestern, 2/24/1970
2. 46..... John Johnson vs. UW-Milwaukee, 12/7/1968
3. 44..... Luka Garza at Michigan, 12/6/2019
4. 43..... Dick Ives vs. Chicago, 2/5/1944
5. 42..... Peter Jok vs. Memphis, 11/26/2016
- 42..... Bruce King vs. Pittsburgh, 12/30/1976
7. 41..... Luka Garza vs. Southern University, 11/27/2020
- 40..... Rick Williams vs. South Carolina, 1/22/1972
9. 39..... Sam Williams vs. Northwestern, 1/21/1967
- 39..... Don Nelson vs. Wisconsin, 1/6/1962
11. 38..... Luka Garza at Indiana, 2/13/2020
- 38..... John Johnson vs. Ohio State, 2/21/1970
- 38..... Chris Pervall vs. Illinois, 3/6/1965

Field Goals

1. 20..... John Johnson vs. Northwestern, 2/24/1970
2. 19..... John Johnson vs. UW-Milwaukee, 12/7/1968
3. 17..... Luka Garza at Michigan, 12/6/2019
- 17..... Bruce King vs. Michigan, 1/31/1976
5. 16..... John Johnson vs. Ohio State, 3/30/1970
- 16..... John Johnson vs. Ohio State, 2/21/1970
7. 15..... 8x (last by Keegan Murray vs. Nebraska, 2/13/2022)

Field Goal Attempts

1. 33..... Fred Brown vs. Indiana, 3/6/1971
- 33..... John Johnson vs. Northwestern, 2/24/1970
- 33..... Murray Wier vs. Illinois, 2/9/1948
4. 32..... Luka Garza at Michigan, 12/6/2019
- 32..... Fred Brown vs. Michigan, 2/9/1971
- 32..... Charles Darling vs. Indiana, 1/21/1952
- 32..... Murray Wier vs. Northwestern, 2/2/1948
8. 31..... 6x (last by John Johnson vs. Notre Dame, 3/14/1970)

3-pt. Field Goals

1. 10..... Jordan Bohannon at Maryland, 2/10/2022
2. 9..... Chris Kingsbury vs. Long Island, 12/17/1994
- 9..... Chris Kingsbury vs. Drake, 11/29/1994
4. 8..... Jordan Bohannon vs. Nebraska, 3/4/2021
- 8..... Jordan Bohannon at Maryland, 2/25/2017
- 8..... Peter Jok vs. Memphis, 11/26/2016
- 8..... Devan Bawinkel vs. Ohio State, 3/3/2009
- 8..... Justin Johnson vs. Ohio State, 2/2/2008
- 8..... Justin Johnson vs. Indiana, 1/2/2008
10. 7..... 15x (last by Jordan Bohannon vs. North Carolina, 12/8/2020)

3-pt. Field Goal Attempts

1. 19..... Chris Kingsbury vs. Long Island, 12/17/1994
2. 16..... Jordan Bohannon at Maryland, 2/10/2022
- 16..... Jordan Bohannon vs. North Carolina, 12/8/2020
4. 15..... Jordan Bohannon at Notre Dame, 11/29/2016
- 15..... Justin Johnson vs. LA-Monroe, 12/30/2007
6. 14..... Jordan Bohannon at Syracuse, 12/3/2019
- 14..... Jordan Bohannon vs. Savannah State, 12/22/2018
- 14..... Jordan Bohannon vs. Northwestern, 2/25/2018
- 14..... Anthony Tucker vs. Virginia Tech, 12/1/2009
- 14..... Adam Haluska vs. Citadel, 11/13/2006
- 14..... Chris Kingsbury vs. Wisconsin, 1/13/1996

Free Throws

1. 22..... Peter Jok vs. Indiana, 2/21/2017
2. 21..... Don Nelson vs. Indiana, 2/17/1962
3. 18..... Bruce King vs. Pittsburgh, 12/30/1976
4. 17..... Dave Gunther vs. West Virginia, 12/29/1956
5. 16..... Adam Haluska vs. Northwestern, 2/15/2007
- 16..... Reggie Evans vs. Purdue, 2/21/2001
- 16..... Andre Woolridge vs. Northwestern, 3/8/1997
- 16..... B.J. Armstrong vs. Florida State, 3/18/1988
- 16..... Charles Darling vs. Minnesota, 1/19/1952
10. 15..... Glenn Vidnovic vs. Indiana, 1/31/1970

Free Throw Attempts

1. 26..... Dave Gunther vs. West Virginia, 12/29/1956
2. 25..... Don Nelson vs. Indiana, 2/17/1962
3. 23..... Peter Jok vs. Indiana, 2/21/2017
- 23..... Bruce King vs. Pittsburgh, 12/30/1976
5. 22..... Reggie Evans vs. Purdue, 2/21/2001
6. 21..... Don Nelson vs. Indiana, 2/17/1962
- 21..... Charles Darling vs. Minnesota, 1/19/1952
8. 20..... B.J. Armstrong vs. Florida State, 3/18/1988
- 20..... Don Nelson vs. Wisconsin, 1/4/1960
- 20..... Nolden Gentry vs. Texas Tech, 12/13/1958
11. 19..... Roy Devyn Marble vs. UNI, 12/15/2012
- 19..... Reggie Evans at Kansas State, 12/23/2000
- 19..... Acie Earl vs. Iowa State, 12/14/1992
- 19..... Dave Roach vs. Saint Louis, 12/9/1963

Rebounds

1. 30..... Charles Darling vs. Wisconsin, 3/3/1952
2. 25..... Frank Allen vs. California, 12/28/1960
- 25..... Charles Darling vs. Purdue, 1/6/1951
4. 23..... Greg Brunner vs. Minnesota, 1/18/2006
- 23..... Kevin Kunnert vs. Drake, 12/27/1972
- 23..... Kevin Kunnert vs. Illinois, 3/7/1972
- 23..... John Johnson vs. Northwestern, 2/11/1969
- 23..... John Johnson vs. Cal-Poly, 11/30/1968
- 23..... Tom Harris vs. California, 12/28/1960
- 23..... Nolden Gentry vs. Michigan, 1/4/1958
- 23..... Bill Logan vs. Michigan, 2/26/1955

Assists

1. 16..... Cal Wulfsberg vs. Ohio State, 1/24/1976
2. 15..... B.J. Armstrong vs. Minnesota, 2/18/1989
3. 14..... Jordan Bohannon vs. Minnesota, 1/10/2021
- 14..... Ronnie Lester vs. Northwestern, 2/16/1978
5. 13..... Jordan Bohannon vs. TCU, 3/19/2017
- 13..... Cal Wulfsberg vs. Michigan, 1/31/1976
7. 12..... Mike Gesell vs. Minnesota, 2/14/2016
- 12..... Mike Gesell vs. Coppin State, 11/15/2015
- 12..... Dean Oliver vs. Chicago State, 11/14/1997
- 12..... Kevin Smith vs. Centenary, 1/4/1992
- 12..... B.J. Armstrong vs. Georgia, 12/3/1988
- 12..... B.J. Armstrong vs. Ohio State, 2/13/1989
- 12..... Cal Wulfsberg vs. Drake, 12/21/1976

Blocked Shots

1. 9..... Acie Earl vs. Wisconsin, 1/29/1992
2. 8..... Acie Earl at Drake, 1/4/1993
- 8..... Acie Earl vs. Duke, 3/21/1992
- 8..... Acie Earl vs. Louisiana Tech, 12/7/1991
- 8..... Acie Earl vs. UMS, 11/23/1991
- 8..... Acie Earl vs. UNI, 12/4/1990
7. 7..... Gabriel Olaseni vs. Illinois, 3/5/2013
- 7..... Melsahn Basabe vs. Iowa State, 12/10/2010
- 7..... Ereik Hansen vs. Fairfield, 12/2/2005
- 7..... Ereik Hansen vs. Saint Louis, 12/31/2004
- 7..... Ereik Hansen vs. Iowa State, 12/10/2004
- 7..... Acie Earl vs. Michigan State, 2/27/1993

Steals

1. 9..... Kenyon Murray vs. Ohio State, 2/18/1995
- 9..... Acie Earl vs. Texas Southern, 12/28/1992
3. 8..... Bill Jones vs. Dartmouth, 1/23/1988
4. 7..... Eric May vs. SIUE, 11/26/2010
- 7..... Jeff Horner vs. Western Illinois, 11/19/2004
- 7..... Brody Boyd vs. Northern Illinois, 12/6/2003
- 7..... Ryan Bowen vs. Northwestern, 1/3/1998
- 7..... Andre Banks vs. Northwestern, 2/22/1986
9. 6..... 13x (last by Joe Toussaint vs. Maryland, 1/7/2021)

Note - - Players listed in boldface are current players.



Points

| | | |
|-----|-----|-----------------------------------|
| 1. | 822 | Keegan Murray (23.5 avg.), 2022 |
| 2. | 747 | Luka Garza (24.1 avg.), 2021 |
| 3. | 740 | Luka Garza (23.9 avg.), 2020 |
| 4. | 699 | John Johnson (27.9 avg.), 1970 |
| 5. | 675 | Roy Marble (20.5 avg.), 1989 |
| 6. | 662 | Fred Brown (27.6 avg.), 1971 |
| 7. | 645 | Andre Woolridge (20.2 avg.), 1997 |
| 8. | 638 | Greg Stokes (19.9 avg.), 1985 |
| 9. | 637 | Adam Haluska (20.5 avg.), 2007 |
| 10. | 636 | Peter Jok (19.9 avg.), 2017 |
| 11. | 632 | Sam Williams (25.3 avg.), 1968 |
| 12. | 624 | Jarrod Uthoff (18.9 avg.), 2016 |
| 13. | 604 | Ed Horton (18.3 avg.), 1989 |

Field Goals

| | | |
|-----|-----|----------------------|
| 1. | 307 | Keegan Murray, 2022 |
| 2. | 289 | John Johnson, 1970 |
| 3. | 287 | Luka Garza, 2020 |
| 4. | 281 | Luka Garza, 2021 |
| 5. | 268 | Fred Brown, 1971 |
| 6. | 262 | Greg Stokes, 1985 |
| 7. | 254 | Scott Thompson, 1976 |
| 8. | 250 | Ed Horton, 1989 |
| 9. | 241 | Roy Marble, 1989 |
| | 241 | Bruce King, 1976 |
| 11. | 219 | Greg Stokes, 1983 |
| | 219 | Sam Williams, 1968 |
| 13. | 218 | Jarrod Uthoff, 2016 |

Field Goal Attempts

| | | |
|-----|-----|-----------------------|
| 1. | 535 | Fred Brown, 1971 |
| 2. | 530 | Luka Garza, 2020 |
| 3. | 517 | Scott Thompson, 1976 |
| 4. | 508 | John Johnson, 1970 |
| | 508 | Luka Garza, 2021 |
| 6. | 489 | Charles Darling, 1952 |
| 7. | 487 | Jarrod Uthoff, 2016 |
| 8. | 479 | Greg Stokes, 1985 |
| 9. | 477 | Bruce King, 1976 |
| 10. | 475 | Sam Williams, 1968 |

3-pt. Field Goals

| | | |
|-----|-----|-----------------------|
| 1. | 117 | Chris Kingsbury, 1995 |
| 2. | 96 | Jordan Bohannon, 2018 |
| 3. | 93 | Justin Johnson, 2008 |
| 4. | 92 | Luke Recker, 2002 |
| 5. | 91 | Jordan Bohannon, 2022 |
| 6. | 90 | Adam Haluska, 2007 |
| 7. | 89 | Jordan Bohannon, 2017 |
| 8. | 86 | Jeff Horner, 2005 |
| 9. | 84 | Peter Jok, 2017 |
| 10. | 80 | Peter Jok, 2016 |
| | 80 | Jordan Bohannon, 2021 |
| 12. | 79 | Jordan Bohannon, 2019 |
| 13. | 75 | Matt Gatens, 2012 |
| 14. | 74 | Kent McCausland, 1998 |

3-pt. Field Goal Attempts

| | | |
|-----|-----|-----------------------|
| 1. | 297 | Chris Kingsbury, 1995 |
| 2. | 269 | Justin Johnson, 2008 |
| 3. | 248 | Adam Haluska, 2007 |
| 4. | 238 | Jordan Bohannon, 2022 |
| 5. | 223 | Jordan Bohannon, 2018 |
| | 223 | Luke Recker, 2002 |
| 7. | 221 | Peter Jok, 2017 |
| 8. | 214 | Jordan Bohannon, 2017 |
| 9. | 211 | Jeff Horner, 2005 |
| | 211 | Chris Kingsbury, 1996 |
| 11. | 206 | Jordan Bohannon, 2019 |
| 12. | 205 | Jordan Bohannon, 2021 |
| 13. | 201 | Jeff Horner, 2006 |

Free Throws

| | | |
|-----|-----|--------------------|
| 1. | 218 | Reggie Evans, 2001 |
| 2. | 195 | Aaron White, 2015 |
| 3. | 194 | Sam Williams, 1968 |
| 4. | 193 | Aaron White, 2013 |
| 5. | 187 | Reggie Evans, 2002 |
| 6. | 186 | Don Nelson, 1962 |
| 7. | 178 | Sam Williams, 1966 |
| 8. | 176 | Don Nelson, 1961 |
| 9. | 172 | Roy Marble, 1989 |
| 10. | 167 | Adam Haluska, 2007 |

Free Throw Attempts

| | | |
|-----|-----|--------------------|
| 1. | 346 | Reggie Evans, 2001 |
| 2. | 302 | Reggie Evans, 2002 |
| 3. | 268 | Don Nelson, 1961 |
| 4. | 265 | Sam Williams, 1968 |
| 5. | 264 | Don Nelson, 1962 |
| 6. | 258 | Aaron White, 2013 |
| 7. | 243 | Acie Earl, 1992 |
| 8. | 238 | Aaron White, 2015 |
| 9. | 242 | Acie Earl, 1991 |
| 10. | 232 | Sam Williams, 1966 |

Rebounds

| | | |
|-----|-----|-----------------------------------|
| 1. | 416 | Reggie Evans (12.8 avg.), 2001 |
| 2. | 387 | Charles Darling (17.6 avg.), 1951 |
| 3. | 378 | Reggie Evans (11.1 avg.), 2002 |
| 4. | 353 | Kevin Kunnert (14.7 avg.), 1972 |
| 5. | 350 | Ed Horton (10.6 avg.), 1989 |
| 6. | 334 | Kevin Kunnert (13.9 avg.), 1973 |
| 7. | 332 | Bruce King (13.3 avg.), 1977 |
| 8. | 314 | Greg Brunner (9.2 avg.), 2006 |
| 9. | 305 | Luka Garza (9.8 avg.), 2020 |
| 10. | 303 | Keegan Murray (8.7 avg.), 2022 |
| 11. | 286 | Acie Earl (8.9 avg.), 1993 |
| 12. | 285 | Don Nelson (11.9 avg.), 1962 |

Assists

| | | |
|-----|-----|-----------------------------------|
| 1. | 205 | Mike Gesell (6.2 avg.), 2016 |
| 2. | 193 | Andre Woolridge (6.0 avg.), 1996 |
| 3. | 192 | Andre Woolridge (6.0 avg.), 1997 |
| 4. | 191 | Cal Wulfsberg (6.6 avg.), 1976 |
| 5. | 190 | Andre Woolridge (5.8 avg.), 1995 |
| 6. | 182 | Bryce Cartwright (5.9 avg.), 2011 |
| 7. | 180 | Jeff Horner (5.5 avg.), 2005 |
| 8. | 178 | Jordan Bohannon (5.4 avg.), 2018 |
| 9. | 175 | Jordan Bohannon (5.1 avg.), 2017 |
| 10. | 173 | B.J. Armstrong (5.4 avg.), 1989 |
| 11. | 169 | Jeff Horner (5.6 avg.), 2006 |

Assist/Turnover Ratio

| | | |
|-----|------|-------------------------------------|
| 1. | 4.59 | Connor McCaffery (1.9 apg), 2019-20 |
| 2. | 3.73 | Connor McCaffery (3.6 apg), 2020-21 |
| 3. | 3.15 | Mike Gesell (6.2 apg), 2015-16 |
| 4. | 3.07 | Jordan Bohannon (4.4 apg), 2020-21 |
| 5. | 3.05 | Mike Gesell (3.9 apg), 2013-14 |
| 6. | 2.75 | Dean Oliver (4.8 apg), 2000-01 |
| 7. | 2.62 | Jordan Bohannon (5.1 apg), 2017-18 |
| 8. | 2.53 | Andre Banks (3.5 apg), 1984-85 |
| 9. | 2.45 | Ryan Luehrsmann (3.7 apg), 1997-98 |
| 10. | 2.37 | Connor McCaffery (3.0 apg), 2018-19 |

Blocked Shots

| | | |
|-----|-----|--------------------------------|
| 1. | 121 | Acie Earl (4.0 avg.), 1992 |
| 2. | 106 | Acie Earl (3.3 avg.), 1991 |
| 3. | 89 | Erek Hansen (2.6 avg.), 2006 |
| 4. | 88 | Acie Earl (2.8 avg.), 1993 |
| 5. | 86 | Jarrod Uthoff (2.6 avg.), 2016 |
| 6. | 83 | Erek Hansen (2.6 avg.), 2005 |
| 7. | 79 | Greg Stokes (2.5 avg.), 1983 |
| 8. | 68 | Keegan Murray (1.9 avg.), 2022 |
| 9. | 62 | Greg Stokes (1.9 avg.), 1985 |
| 10. | 58 | Greg Stokes (2.1 avg.), 1984 |
| 11. | 56 | Jarrod Uthoff (1.6 avg.), 2015 |

Steals

| | | |
|----|----|-----------------------------------|
| 1. | 79 | Ryan Bowen (2.5 avg.), 1998 |
| 2. | 72 | Bill Jones (2.1 avg.), 1988 |
| 3. | 70 | Jim Bartels (2.1 avg.), 1995 |
| 4. | 68 | Brody Boyd (2.3 avg.), 2004 |
| 5. | 66 | Andre Banks (2.1 avg.), 1986 |
| | 66 | Steve Carfino (2.4 avg.), 1984 |
| 7. | 62 | Dean Oliver (2.1 avg.), 2000 |
| 8. | 61 | B.J. Armstrong (1.8 avg.), 1988 |
| 9. | 60 | Roy Marble (1.8 avg.), 1988 |
| | 60 | Roy Devyn Marble (1.8 avg.), 2014 |

**Points**

| | | |
|-----|-------|---------------------------|
| 1. | 2,306 | Luka Garza, 2018-21 |
| 2. | 2,116 | Roy Marble, 1986-89 |
| 3. | 2,033 | Jordan Bohannon, 2017-22 |
| 4. | 1,859 | Aaron White, 2011-15 |
| 5. | 1,779 | Acie Earl, 1990-93 |
| 6. | 1,768 | Greg Stokes, 1982-85 |
| 7. | 1,705 | B.J. Armstrong, 1986-89 |
| 8. | 1,694 | Roy Devyn Marble, 2011-14 |
| 9. | 1,675 | Ronnie Lester, 1977-80 |
| 10. | 1,635 | Matt Gatens, 2009-12 |

Field Goals

| | | |
|-----|-----|--------------------------|
| 1. | 870 | Luka Garza, 2018-21 |
| 2. | 787 | Roy Marble, 1986-89 |
| 3. | 705 | Greg Stokes, 1982-85 |
| 4. | 642 | Acie Earl, 1990-93 |
| 5. | 622 | Ronnie Lester, 1977-80 |
| 6. | 604 | Jordan Bohannon, 2017-22 |
| 7. | 590 | Aaron White, 2011-15 |
| 8. | 583 | B.J. Armstrong, 1986-89 |
| 9. | 581 | Jess Settles, 1994-99 |
| 10. | 573 | Bruce King, 1975-77 |

Field Goal Attempts

| | | |
|-----|-------|---------------------------|
| 1. | 1,594 | Luka Garza, 2018-21 |
| 2. | 1,554 | Jordan Bohannon, 2017-22 |
| 3. | 1,459 | Roy Marble, 1986-89 |
| 4. | 1,359 | Roy Devyn Marble, 2011-14 |
| 5. | 1,321 | Ronnie Lester, 1977-80 |
| 6. | 1,294 | Greg Stokes, 1982-85 |
| 7. | 1,265 | Acie Earl, 1990-93 |
| 8. | 1,264 | Matt Gatens, 2009-12 |
| 9. | 1,213 | Dean Oliver, 1998-01 |
| 10. | 1,205 | James Moses, 1989-92 |

3-pt. Field Goals

| | | |
|-----|-----|--------------------------|
| 1. | 455 | Jordan Bohannon, 2017-22 |
| 2. | 262 | Jeff Horner, 2003-06 |
| 3. | 239 | Matt Gatens, 2009-12 |
| 4. | 226 | Chris Kingsbury, 1994-96 |
| 5. | 216 | Peter Jok, 2014-17 |
| 6. | 214 | Kent McCausland, 1996-99 |
| 7. | 212 | Adam Haluska, 2005-07 |
| 8. | 193 | Brody Boyd, 2001-04 |
| 9. | 184 | Joe Wieskamp, 2019-21 |
| 10. | 161 | Dean Oliver, 1998-01 |
| 11. | 139 | Luke Recker, 2001-02 |
| 12. | 137 | Jarrod Uthoff, 2014-16 |

3-pt. Field Goal Attempts

| | | |
|-----|-------|---------------------------|
| 1. | 1,147 | Jordan Bohannon, 2017-22 |
| 2. | 713 | Jeff Horner, 2003-06 |
| 3. | 652 | Matt Gatens, 2009-12 |
| 4. | 645 | Chris Kingsbury, 1994-96 |
| 5. | 582 | Adam Haluska, 2005-07 |
| 6. | 571 | Peter Jok, 2014-17 |
| 7. | 544 | Brody Boyd, 2001-04 |
| 8. | 472 | Kent McCausland, 1996-99 |
| 9. | 465 | Dean Oliver, 1998-01 |
| 10. | 396 | Roy Devyn Marble, 2011-14 |

Free Throws

| | | |
|-----|-----|---------------------------|
| 1. | 619 | Aaron White, 2011-15 |
| 2. | 516 | Roy Marble, 1986-89 |
| 3. | 493 | Acie Earl, 1990-93 |
| 4. | 468 | Dean Oliver, 1998-01 |
| 5. | 462 | Don Nelson, 1960-62 |
| 6. | 446 | Luka Garza, 2018-21 |
| 7. | 432 | Roy Devyn Marble, 2011-14 |
| 8. | 431 | Ronnie Lester, 1977-80 |
| 9. | 405 | Reggie Evans, 2001-02 |
| 10. | 403 | B.J. Armstrong, 1986-89 |

Free Throw Attempts

| | | |
|-----|-----|---------------------------|
| 1. | 800 | Aaron White, 2011-14 |
| 2. | 725 | Acie Earl, 1990-93 |
| 3. | 707 | Roy Marble, 1986-89 |
| 4. | 687 | Don Nelson, 1960-62 |
| 5. | 648 | Reggie Evans, 2001-02 |
| 6. | 636 | Luka Garza, 2018-21 |
| 7. | 621 | Dean Oliver, 1998-01 |
| 8. | 595 | Roy Devyn Marble, 2011-14 |
| 9. | 566 | Greg Brunner, 2003-06 |
| 10. | 557 | Ronnie Lester, 1977-80 |

Rebounds

| | | |
|-----|-----|------------------------------------|
| 1. | 990 | Greg Brunner (7.8 avg.), 2003-06 |
| 2. | 931 | Luka Garza (7.3 avg.), 2018-21 |
| 3. | 914 | Kevin Kunnert (12.7 avg.), 1971-73 |
| 4. | 901 | Aaron White, (6.4 avg.), 2011-15 |
| 5. | 877 | Ed Horton (6.6 avg.), 1986-89 |
| 6. | 857 | Michael Payne (7.3 avg.), 1982-85 |
| 7. | 852 | Bruce King (10.7 avg.), 1975-77 |
| 8. | 811 | Acie Earl (7.0 avg.), 1990-93 |
| 9. | 807 | Greg Stokes (6.7 avg.), 1982-85 |
| 10. | 804 | Ryan Bowen (6.7 avg.), 1995-98 |

Assists

| | | |
|-----|-----|--------------------------------------|
| 1. | 704 | Jordan Bohannon (4.5 avg.), 2017-22 |
| 2. | 612 | Jeff Horner (5.0 avg.), 2003-06 |
| 3. | 575 | Andre Woolridge (5.9 avg.), 1995-97 |
| 4. | 561 | Dean Oliver (4.5 avg.), 1998-01 |
| 5. | 557 | Mike Gesell (4.16 avg.), 2012-16 |
| 6. | 517 | B.J. Armstrong (4.0 avg.), 1986-89 |
| 7. | 480 | Ronnie Lester (4.8 avg.), 1977-80 |
| 8. | 397 | Roy Devyn Marble (2.9 avg.), 2011-14 |
| 9. | 358 | Mon'ter Gasper (2.9 avg.), 1993-96 |
| 10. | 352 | Kenny Arnold (3.2 avg.), 1979-82 |

Assist/Turnover Ratio (minimum 2.75 apg)

| | | |
|-----|------|-------------------------------------|
| 1. | 3.47 | Connor McCaffery (3.1 apg), 2018-22 |
| 2. | 2.53 | Andre Banks (2.9 apg), 1983-86 |
| 3. | 2.45 | Mike Gesell (4.2 apg), 2013-16 |
| 4. | 2.44 | Jordan Bohannon (3.9 apg), 2017-22 |
| 5. | 2.03 | B.J. Armstrong (4.0 apg), 1986-89 |
| 6. | 1.95 | Kevin Smith (3.9 apg), 1991-93 |
| 7. | 1.91 | Jeff Horner (5.0 apg), 2003-06 |
| 8. | 1.88 | Andre Woolridge (6.0 apg), 1995-97 |
| 9. | 1.88 | Dean Oliver (4.5 apg), 1998-01 |
| 10. | 1.87 | Mon'ter Gasper (2.9 apg), 1993-96 |

Blocked Shots

| | | |
|-----|-----|-------------------------------------|
| 1. | 365 | Acie Earl (3.1 avg.), 1990-93 |
| 2. | 229 | Greg Stokes (1.9 avg.), 1982-85 |
| 3. | 212 | Erek Hansen (2.4 avg.), 2004-06 |
| 4. | 177 | Jarrod Uthoff (1.8 avg.), 2013-16 |
| 5. | 154 | Luka Garza (1.2 avg.), 2018-21 |
| 6. | 148 | Melsahn Basabe (1.1 avg.), 2011-14 |
| 7. | 141 | Gabriel Olaseni (1.2 avg.), 2011-15 |
| 8. | 124 | Ryan Bowen (1.0 avg.), 1995-98 |
| 9. | 121 | Nicholas Baer (0.9 avg.), 2016-19 |
| 10. | 120 | Michael Payne (1.0 avg.), 1982-85 |

Steals

| | | |
|-----|-----|--------------------------------------|
| 1. | 208 | Ryan Bowen (1.7 avg.), 1995-98 |
| 2. | 205 | Dean Oliver (1.6 avg.), 1998-01 |
| 3. | 200 | Kenyon Murray (1.6 avg.), 1993-96 |
| 4. | 183 | Roy Marble (1.4 avg.), 1986-89 |
| 5. | 182 | Steve Carfino (1.6 avg.), 1981-84 |
| 6. | 178 | B.J. Armstrong (1.4 avg.), 1986-89 |
| 7. | 176 | Roy Devyn Marble (1.3 avg.), 2011-14 |
| 8. | 166 | Jeff Horner (1.3 avg.), 2003-06 |
| 9. | 160 | Mike Gesell (1.2 avg.), 2012-16 |
| 10. | 155 | Jim Bartels (1.6 avg.), 1991-95 |

Games Played

| | | |
|-----|-----|--------------------------------------|
| 1. | 179 | Jordan Bohannon, 2017-22 |
| 2. | 140 | Aaron White, 2012-15 (consecutive) |
| 3. | 138 | Adam Woodbury, 2012-16 (consecutive) |
| 4. | 137 | Anthony Clemmons, 2012-16 |
| | 137 | Zach McCabe, 2011-14 (consecutive) |
| 6. | 136 | Roy Devyn Marble, 2011-4 |
| | 136 | Melsahn Basabe, 2011-14 |
| 8. | 134 | Connor McCaffery, 2018-22 |
| | 134 | Mike Gesell, 2012-16 |
| | 134 | Roy Marble, 1986-89 |
| 11. | 133 | Eric May, 2012-13 |

Points

- 126 vs. Morgan State, 11/25/1994
- 126 vs. Oral Roberts, 12/30/1987
- 124 vs. UC-Irvine, 12/5/1987
- 121 vs. Centenary, 1/4/1992
- 121 vs. Notre Dame, 3/14/1970
- 119 vs. Wisconsin, 2/10/1970
- 116 vs. Savannah State, 11/13/2016
- 116 vs. Northwestern, 2/9/1995
- 116 vs. Northwestern, 2/24/1970
- 116 vs. UW-Milwaukee, 12/7/1968

Field Goals

- 52 vs. Notre Dame, 3/14/1970
- 50 vs. Nevada-Reno, 12/9/1980
- 48 vs. Northwestern, 2/24/1970
- 47 on three occasions

Field Goal Attempts

- 127 vs. Augustana, 12/1/1945
- 115 vs. South Dakota State, 12/2/1946
- 108 vs. Minn.-Duluth, 12/30/1972
- 104 vs. UCLA, 12/23/1950
- 100 vs. Creighton, 12/11/1948

Field Goal Percentage

- 69.8 (37-53) vs. Northeastern, 11/30/1986
- 68.0 (34-50) vs. Illinois, 1/20/2019
- 67.5 (27-40) vs. Air Force, 12/28/2004
- 66.7 (30-45) vs. UMBC, 12/15/1990
- 66.7 (28-42) vs. Ohio State, 2/18/1984
- 66.1 (37-56) at UNI, 12/10/1991
- 66.1 (43-65) vs. Holy Cross, 12/27/1975

3-pt. Field Goals

- 20 vs. Alabama State, 11/18/2021
- 19 vs. Northwestern, 3/10/2022
- 19 at Maryland, 2/10/2022
- 19 vs. Savannah State, 12/22/2018
- 18 vs. Savannah State, 11/13/2016
- 17 vs. North Carolina, 12/8/2020
- 16 vs. Nebraska, 3/4/2021
- 16 at Maryland, 2/25/2016
- 16 vs. TCU, 3/19/2017

3-pt. Field Goal Att.

- 44 vs. Alabama State, 11/18/2021
- 43 vs. Nebraska, 3/4/2021
- 43 vs. Savannah State, 11/13/2016
- 42 vs. Savannah State, 12/22/2018
- 40 vs. North Carolina, 12/8/2020
- 37 vs. Texas, 11/23/2009
- 36 at Iowa State, 12/7/2017
- 36 vs. Long Island, 12/17/1994
- 35 vs. Northwestern, 3/10/2022
- 35 at Notre Dame, 11/29/2016

3-pt. Field Goal Pct. (minimum 10 att.)

- 75.0 (15-20) vs. Northwestern, 1/3/1998
- 75.0 (9-12) at Northwestern, 3/5/1987
- 73.3 (11-15) vs. So. Miss., 12/22/1997
- 71.4 (15-21) vs. Illinois, 1/20/2019
- 70.0 (7-10) vs. East Tenn. State, 3/14/1991
- 70.0 (7-10) at Drake, 11/29/1988
- 68.4 (13-19) vs. Michigan, 2/4/2006

Free Throws

- 41 vs. Drake, 12/22/1969
- 40 vs. Wisconsin, 1/21/1995
- 39 vs. Indiana, 2/21/2017
- 39 vs. Minnesota, 1/13/1993
- 38 vs. Omaha, 11/10/2013
- 38 vs. South Alabama, 12/4/1998
- 38 vs. Creighton, 12/21/1968

Free Throw Att.

- 61 vs. Long Beach State, 12/4/1993
- 53 vs. Drake, 11/30/1993
- 52 vs. Wisconsin, 1/21/1995
- 51 vs. UC-Santa Barbara, 12/2/1989
- 50 vs. Missouri, 12/16/2000

Free Throw Pct. (minimum 13 att.)

- 100.0 (20-20) vs. Western Illinois, 11/19/2004
- 100.0 (18-18) vs. Indiana, 1/14/1979
- 100.0 (15-15) at Illinois, 3/8/2020
- 100.0 (15-15) at Virginia, 3/27/2013
- 100.0 (13-13) at Purdue, 12/28/2016
- 95.6 (22-23) vs. DePaul, 3/15/1995

Rebounds

- 77 vs. Minn.-Duluth, 12/30/1972
- 76 at California, 12/28/1960
- 76 vs. Ohio State, 2/14/1955
- 75 vs. Purdue, 1/6/1951
- 74 vs. American-Puerto Rico, 12/20/1992
- 74 vs. Cal-Poly, 11/30/1968

Assists

- 34 vs. Northern Illinois, 12/29/2017
- 34 vs. George Mason, 12/1/1984
- 33 vs. Savannah State, 11/13/2016
- 32 vs. Central Arkansas, 12/19/2011
- 32 vs. Nevada-Reno, 12/9/1980
- 31 vs. Coppin State, 11/15/2015
- 31 vs. Morgan State, 11/25/1994
- 30 vs. Savannah State, 12/22/2018
- 30 vs. Central Conn. St., 1/2/1993
- 30 vs. Centenary, 1/4/1992

Blocked Shots

- 14 vs. Drake, 12/19/2015
- 13 vs. Illinois, 3/5/2013
- 12 vs. Northern Illinois, 11/26/2014
- 12 vs. UNC Wilmington, 11/8/2013
- 12 vs. Saint Louis, 12/31/2004
- 12 vs. UNC Greensboro, 12/4/2004
- 12 at North Carolina, 11/24/2004
- 11 vs. Fairfield, 12/2/2005
- 11 at Minnesota, 2/23/2005
- 11 at Drake, 1/4/1993

Steals

- 23 vs. UNI, 12/7/1994
- 23 vs. Northwestern, 2/22/1986
- 21 vs. Morgan State, 11/25/1994
- 21 vs. Drake, 11/30/1993
- 19 vs. SIUE, 11/26/2010
- 19 vs. Bucknell, 12/28/1997
- 19 vs. Ohio State, 1/10/1996
- 19 vs. Drake, 12/3/1991
- 19 vs. Morehead State, 11/28/1984

TEAM LEADERS -- SEASON

Wins

- 30 in 1987
- 26 in 2022
- 25 in 2013
- 25 in 2006
- 24 in 1988
- 23 in 2001
- 23 in 1996
- 23 in 1989
- 23 in 1980

Winning Percentage

- 94.4 (17-1) in 1945
- 86.7 (13-2) in 1923
- 86.4 (19-3) in 1952
- 85.7 (30-5) in 1987
- 83.3 (10-2) in 1902

Points

- 3,181 in 1988
- 3,055 in 1987
- 2,995 in 2022
- 2,957 in 1989
- 2,757 in 1995
- 2,740 in 2019
- 2,689 in 2014

Scoring Average

- 98.7 in 1970
- 93.6 in 1988
- 89.6 in 1989
- 87.3 in 1987

Field Goals

- 1,141 in 1988
- 1,140 in 1987
- 1,092 in 1989

Field Goal Att.

- 2,322 in 2022
- 2,194 in 1987
- 2,160 in 1988
- 2,156 in 2013
- 2,122 in 2017

Field Goal Pct.

- 52.8 in 1988
- 52.3 in 1970
- 52.0 in 1987

3-pt. Field Goals

- 331 in 2022
- 301 in 2021
- 300 in 2017
- 285 in 2019
- 274 in 1995
- 269 in 2016
- 258 in 2009

3-pt. Field Goal Att.

- 912 in 2022
- 791 in 2017
- 782 in 2019
- 780 in 2021
- 753 in 2010
- 743 in 1995

3-pt. Field Goal Pct.

- 41.9 in 1983
- 41.5 in 1988
- 40.6 in 1991

Free Throws

- 753 in 2001
- 711 in 1988
- 660 in 2014
- 655 in 2013
- 647 in 1989

Free Throw Attempts

- 1,068 in 2001
- 996 in 1988
- 929 in 1987
- 919 in 1989

Free Throw Pct. (min. 500 att.)

- 78.0 in 1970
- 77.1 in 1969
- 75.0 in 2020
- 74.9 in 2022
- 74.7 in 1971

Rebounds

- 1,508 in 1987
- 1,484 in 2013
- 1,370 in 1993
- 1,367 in 1989

Rebounding Average

- 51.5 in 1951
- 49.4 in 1973
- 48.4 in 1972

Assists

- 602 in 2018
- 602 in 2017
- 600 in 1988
- 600 in 1985
- 594 in 2021
- 581 in 1987

Blocked Shots

- 183 in 2013
- 174 in 2005
- 167 in 2006
- 165 in 1993
- 164 in 2014

Steals

- 365 in 1995
- 329 in 1988
- 315 in 1998

**40-Plus Point Games**

| Player | Pts | Opponent | Date |
|---------------|-----|----------------|------------|
| John Johnson | 49 | Northwestern | 2/24/1970 |
| John Johnson | 46 | Milwaukee | 12/7/1968 |
| Luka Garza | 44 | at Michigan | 12/6/2019 |
| Dick Ives | 43 | Chicago | 2/5/1944 |
| Bruce King | 42 | Pittsburgh | 12/30/1976 |
| Peter Jok | 42 | vs. Memphis | 11/26/2016 |
| Luka Garza | 41 | Southern Univ. | 11/27/2020 |
| Rick Williams | 40 | South Carolina | 1/22/1972 |

30-Plus Point Games

| Player | Pts | Opponent | Date |
|----------------|-----|-------------------|------------|
| Don Nelson | 39 | at Wisconsin | 1/6/1962 |
| Sam Williams | 39 | at Northwestern | 1/21/1967 |
| Chris Pervall | 38 | Illinois | 3/6/1965 |
| John Johnson | 38 | at Ohio State | 2/21/1970 |
| Luka Garza | 38 | at Michigan | 12/6/2019 |
| Dick Ives | 37 | Western Illinois | 12/15/1943 |
| Dave Gunther | 37 | Ohio State | 2/21/1959 |
| Don Nelson | 37 | at Indiana | 2/17/1962 |
| Sam Williams | 37 | at Stanford | 12/23/1967 |
| John Johnson | 37 | Ohio State | 3/3/1970 |
| Fred Brown | 37 | Purdue | 2/20/1971 |
| Roy Marble | 37 | at Illinois | 3/8/1989 |
| Keegan Murray | 37 | Nebraska | 2/13/2022 |
| Bill Logan | 36 | vs. Temple | 3/22/1956 |
| Dave Gunther | 36 | vs. Wyoming | 12/27/1958 |
| Don Nelson | 36 | Northwestern | 1/8/1962 |
| John Johnson | 36 | Michigan State | 2/14/1970 |
| Fred Brown | 36 | Illinois | 2/2/1971 |
| Bruce King | 36 | at Michigan | 1/31/1976 |
| Bruce King | 36 | Michigan State | 2/7/1977 |
| Acie Earl | 36 | Wisconsin | 3/10/1993 |
| Rob Griffin | 36 | Penn State | 3/4/2000 |
| Adam Haluska | 36 | Georgia State | 12/20/2006 |
| Luka Garza | 36 | vs. Oregon | 3/22/2021 |
| Dave Gunther | 35 | Washington | 12/20/1958 |
| Don Nelson | 35 | Wisconsin | 3/10/1962 |
| Sam Williams | 35 | Illinois | 2/6/1967 |
| Fred Brown | 35 | Ohio State | 1/9/1971 |
| Fred Brown | 35 | at Northwestern | 1/30/1971 |
| Fred Brown | 35 | Michigan | 3/9/1971 |
| Rick Williams | 35 | at Michigan | 1/25/1972 |
| Greg Stokes | 35 | George Mason | 12/1/1984 |
| B.J. Armstrong | 35 | vs. Florida State | 3/18/1988 |
| B.J. Armstrong | 35 | vs. Rutgers | 3/18/1989 |
| Peter Jok | 35 | Indiana | 2/21/2017 |
| Luka Garza | 35 | Western Illinois | 12/3/2020 |
| Keegan Murray | 35 | vs. Utah State | 12/18/2021 |
| Keegan Murray | 35 | Maryland | 1/3/2022 |

| | | | |
|-----------------|----|-------------------|------------|
| Murray Wier | 34 | Illinois | 2/9/1948 |
| Charles Darling | 34 | Minnesota | 1/19/1952 |
| Charles Darling | 34 | Wisconsin | 3/3/1952 |
| Carl Cain | 34 | Kentucky | 3/17/1956 |
| Dave Gunther | 34 | vs. Oregon State | 12/29/1958 |
| Don Nelson | 34 | Arizona | 12/19/1960 |
| Don Nelson | 34 | Michigan State | 1/14/1961 |
| Sam Williams | 34 | at Minnesota | 3/4/1968 |
| John Johnson | 34 | at Michigan | 1/6/1970 |
| Kevin Kunnert | 34 | at Indiana | 2/19/1972 |
| Andre Woolridge | 34 | at Northwestern | 3/8/1997 |
| Adam Haluska | 34 | at Minnesota | 2/7/2007 |
| Peter Jok | 34 | at Nebraska | 1/5/2017 |
| Luka Garza | 34 | vs. Penn State | 1/4/2020 |
| Luka Garza | 34 | Iowa State | 12/11/2020 |
| Don Nelson | 33 | at Evansville | 12/1/1960 |
| Sam Williams | 33 | at Michigan State | 1/23/1968 |
| John Johnson | 33 | at Minnesota | 3/4/1969 |
| John Johnson | 33 | at Cincinnati | 12/18/1969 |
| John Johnson | 33 | at Hawai'i | 12/30/1969 |
| John Johnson | 33 | Minnesota | 2/3/1970 |
| John Johnson | 33 | at Indiana | 2/7/1970 |
| Fred Brown | 33 | at Bowling Green | 12/14/1970 |
| Rick Williams | 33 | at Michigan State | 2/26/1972 |
| Greg Stokes | 33 | at Wisconsin | 2/23/1983 |
| Val Barnes | 33 | at Penn State | 2/22/1993 |
| Adam Haluska | 33 | Indiana | 2/3/2007 |
| Matt Gatens | 33 | Wisconsin | 2/23/2012 |
| Peter Jok | 33 | Omaha | 12/3/2016 |
| Luka Garza | 33 | Michigan | 1/17/2020 |
| Luka Garza | 33 | Minnesota | 1/10/2021 |
| Dave Danner | 32 | Chicago | 2/5/1944 |
| Frank Calsbeek | 32 | Indiana | 1/14/1950 |
| Bill Logan | 32 | Michigan | 1/11/1954 |
| Don Nelson | 32 | at Illinois | 3/3/1962 |
| Dave Roach | 32 | Saint Louis | 12/9/1963 |
| George Peeples | 32 | Purdue | 2/20/1965 |
| Gerry Jones | 32 | at Minnesota | 2/20/1967 |
| Sam Williams | 32 | vs. Saint Louis | 12/30/1967 |
| Sam Williams | 32 | Ohio State | 1/13/1968 |
| John Johnson | 32 | at Northwestern | 3/7/1970 |
| Fred Brown | 32 | Creighton | 12/4/1970 |
| Fred Brown | 32 | at Drake | 12/12/1970 |
| Rick Williams | 32 | Illinois | 2/15/1972 |
| Kevin Kunnert | 32 | at Northwestern | 2/19/1973 |
| Candy LaPrince | 32 | at Michigan State | 1/21/1974 |
| Chad Calabria | 32 | Purdue | 2/11/1974 |
| Jim Collins | 32 | Purdue | 2/11/1974 |
| Bruce King | 32 | Illinois | 1/3/1976 |
| Roy Marble | 32 | Michigan | 2/9/1989 |
| Ed Horton | 32 | vs. N.C. State | 3/19/1989 |
| Ray Thompson | 32 | at Iowa State | 12/7/1989 |
| Acie Earl | 32 | at Iowa State | 12/14/1991 |
| Chris Kingsbury | 32 | Northwestern | 2/9/1995 |
| Andre Woolridge | 32 | Missouri | 12/21/1996 |
| Jeff Horner | 32 | at Purdue | 2/1/2006 |
| Jarrold Uthoff | 32 | at Iowa State | 12/10/2015 |
| Isaiah Moss | 32 | at Minnesota | 2/21/2018 |
| Luka Garza | 32 | at Minnesota | 12/25/2020 |
| Keegan Murray | 32 | vs. Indiana | 3/12/2022 |



| | | | |
|------------------|----|--------------------|------------|
| Charles Darling | 31 | at Indiana | 1/21/1952 |
| Charles Darling | 31 | Butler | 2/4/1952 |
| Dave Gunther | 31 | at Indiana | 1/17/1959 |
| John Johnson | 31 | at Wisconsin | 1/10/1970 |
| Glenn Vidnovic | 31 | Indiana | 1/31/1970 |
| Fred Brown | 31 | at Minnesota | 2/23/1971 |
| Kevin Kunnert | 31 | Ohio State | 2/12/1973 |
| Larry Parker | 31 | VCU | 11/30/1974 |
| Bruce King | 31 | Ohio State | 1/27/1977 |
| Ronnie Lester | 31 | at Ohio State | 1/7/1978 |
| Ronnie Lester | 31 | at Ohio State | 2/24/1979 |
| Val Barnes | 31 | Iowa State | 12/8/1990 |
| Acie Earl | 31 | UMBC | 12/15/1990 |
| Acie Earl | 31 | vs. Butler | 12/27/1991 |
| Andre Woolridge | 31 | UNI | 12/10/1996 |
| Luke Recker | 31 | at Missouri | 12/15/2001 |
| Adam Haluska | 31 | Coppin State | 12/2/2006 |
| Roy Devyn Marble | 31 | at Oregon | 3/18/2012 |
| | | | |
| Dave Gunther | 30 | at Michigan State | 2/10/1958 |
| Fred Brown | 30 | at Michigan State | 1/12/1971 |
| Scott Thompson | 30 | at Michigan State | 1/5/1976 |
| Scott Thompson | 30 | at Michigan | 1/31/1976 |
| Ronnie Lester | 30 | at Purdue | 2/23/1979 |
| B.J. Armstrong | 30 | Wisconsin | 3/10/1988 |
| Roy Marble | 30 | at Michigan | 3/4/1989 |
| Acie Earl | 30 | UCLA | 12/22/1990 |
| James Moses | 30 | Illinois | 2/23/1991 |
| Chris Kingsbury | 30 | at Hawai'i | 12/29/1994 |
| Chris Kingsbury | 30 | vs. Connecticut | 11/24/1995 |
| Kyle Galloway | 30 | vs. Minnesota | 3/9/2000 |
| Dean Oliver | 30 | vs. Michigan State | 3/10/2000 |
| Reggie Evans | 30 | vs. Penn State | 3/10/2001 |
| Reggie Evans | 30 | UMES | 11/13/2001 |
| Adam Haluska | 30 | at Penn State | 2/28/2007 |
| Aaron Fuller | 30 | Michigan | 2/16/2010 |
| Matt Gatens | 30 | Indiana | 2/19/2012 |
| Roy Devyn Marble | 30 | vs. Northern Iowa | 12/15/2012 |
| Roy Devyn Marble | 30 | vs. Xavier | 11/28/2013 |
| Peter Jok | 30 | Seton Hall | 11/17/2016 |
| Jordan Bohannon | 30 | vs. UAB | 11/22/2017 |
| Joe Wieskamp | 30 | Nebraska | 2/8/2020 |
| Luka Garza | 30 | Oral Roberts | 11/15/2019 |
| Luka Garza | 30 | vs. Gonzaga | 12/19/2020 |
| Luka Garza | 30 | at Wisconsin | 2/18/2021 |
| Keegan Murray | 30 | at Maryland | 2/10/2022 |
| Jordan Bohannon | 30 | at Maryland | 2/10/2022 |

Career 40+ Point Games

| Player | Years | No. |
|---------------|---------|-----|
| John Johnson | 1969-70 | 2 |
| Luka Garza | 2018-20 | 2 |
| Dick Ives | 1944-47 | 1 |
| Peter Jok | 2014-17 | 1 |
| Bruce King | 1975-77 | 1 |
| Rick Williams | 1972-73 | 1 |

Career 30+ Point Games

| Player | Years | No. |
|------------------|---------------|-----|
| John Johnson | 1969-70 | 13 |
| Luka Garza | 2018-20 | 13 |
| Fred Brown | 1970-71 | 10 |
| Don Nelson | 1960-62 | 8 |
| Sam Williams | 1967-68 | 7 |
| Dave Gunther | 1957-59 | 6 |
| Bruce King | 1975-77 | 5 |
| Acie Earl | 1990-93 | 5 |
| Adam Haluska | 2005-07 | 5 |
| Peter Jok | 2014-17 | 5 |
| Keegan Murray | 2021-22 | 5 |
| Charles Darling | 1950-52 | 4 |
| Rick Williams | 1972-73 | 4 |
| B.J. Armstrong | 1986-89 | 3 |
| Chris Kingsbury | 1994-96 | 3 |
| Kevin Kunnert | 1971-73 | 3 |
| Ronnie Lester | 1977-80 | 3 |
| Roy Marble | 1986-89 | 3 |
| Roy Devyn Marble | 2011-14 | 3 |
| Andre Woolridge | 1995-97 | 3 |
| Val Barnes | 1991-93 | 2 |
| Reggie Eavns | 2000-02 | 2 |
| Matt Gatens | 2009-12 | 2 |
| Dick Ives | 1944-47 | 2 |
| Bill Logan | 1954-56 | 2 |
| Greg Stokes | 1982-85 | 2 |
| Scott Thompson | 1974-76 | 2 |
| Jordan Bohannon | 2017-22 | 2 |
| Carl Cain | 1954-56 | 1 |
| Chad Calabria | 1968-70 | 1 |
| Frank Calsbeek | 1949-51 | 1 |
| Jim Collins | 1972-74 | 1 |
| Dave Danner | 1944-47 | 1 |
| Aaron Fuller | 2009-10 | 1 |
| Kyle Galloway | 1998, 2000-01 | 1 |
| Rob Griffin | 2000 | 1 |
| Jeff Horner | 2003-06 | 1 |
| Ed Horton | 1986-89 | 1 |
| Gerry Jones | 1965, 1967 | 1 |
| Candy LaPrince | 1973-74 | 1 |
| James Moses | 1989-92 | 1 |
| Isaiah Moss | 2017-present | 1 |
| Dean Oliver | 1998-2000 | 1 |
| Larry Parker | 1973-76 | 1 |
| George Peeples | 1964-66 | 1 |
| Chris Pervall | 1965-66 | 1 |
| Luke Recker | 2001-02 | 1 |
| Dave Roach | 1962-64 | 1 |
| Ray Thompson | 1989-90 | 1 |
| Jarrod Uthoff | 2014-16 | 1 |
| Glenn Vidnovic | 1968-70 | 1 |



B.J. Armstrong (1986-89)
 30 Wisconsin 3/10/1988
 35 vs. Florida State 3/18/1988
 35 vs. Rutgers 3/18/1989

Val Barnes (1991-93)
 31 Iowa State 12/8/1990
 33 at Penn State 2/22/1993

Jordan Bohannon (2017-21)
 30 vs. UAB 11/22/2017
 30 at Maryland 2/10/2022

Fred Brown (1970-71)
 32 Creighton 12/4/1970
 32 at Drake 12/12/1970
 33 at Bowling Green 12/14/1970
 35 Ohio State 1/9/1971
 30 at Michigan State 1/12/1971
 35 at Northwestern 1/30/1971
 36 Illinois 2/2/1971
 31 at Minnesota 2/23/1971
 37 Purdue 2/20/1971
 35 Michigan 3/9/1971

Carl Cain (1954-56)
 34 Kentucky 3/17/1956

Chad Calabria (1968-70)
 32 Purdue 2/11/1974

Frank Calsbeek (1949-51)
 32 Indiana 1/14/1950

Jim Collins (1972-74)
 32 Purdue 2/11/1974

Dave Danner (1944-47)
 32 Chicago 2/5/1944

Charles Darling (1950-52)
 34 Minnesota 1/19/1952
 31 at Indiana 1/21/1952
 31 Butler 2/4/1952
 34 Wisconsin 3/3/1952

Acie Earl (1990-93)
 31 UMBC 12/15/1990
 30 UCLA 12/22/1990
 32 at Iowa State 12/14/1991
 31 vs. Butler 12/27/1991
 36 Wisconsin 3/10/1993

Reggie Evans (2000-02)
 30 vs. Penn State 3/10/2001
 30 UMS 11/13/2001

Aaron Fuller (2009-10)
 30 Michigan 2/16/2010

Kyle Galloway (1998, 2000-01)
 30 vs. Minnesota 3/9/2000

Luka Garza (2018-21)
 30 Oral Roberts 11/15/2019
 44 at Michigan 12/6/2019
 34 vs. Penn State 1/4/2020
 33 Michigan 1/17/2020
 38 at Indiana 2/13/2020
 41 Southern University 11/27/2020
 35 Western Illinois 12/3/2020
 34 Iowa State 12/11/2020
 30 vs. Gonzaga 12/19/2020
 32 at Minnesota 12/25/2020
 33 Minnesota 1/10/2021
 30 at Wisconsin 2/18/2021
 36 vs. Oregon 3/22/2021

Matt Gatens (2009-12)
 30 Indiana 2/19/2012
 33 Wisconsin 2/23/2012

Rob Griffin (2000)
 36 Penn State 3/4/2000

Dave Gunther (1957-59)
 30 at Michigan State 2/10/1958
 35 Washington 12/20/1958
 36 vs. Wyoming 12/27/1958
 34 vs. Oregon State 12/29/1958
 31 at Indiana 1/17/1959
 37 Ohio State 2/21/1959

Adam Haluska (2005-07)
 31 Coppin State 12/2/2006
 36 Georgia State 12/20/2006
 33 Indiana 2/3/2007
 34 at Minnesota 2/7/2007
 30 at Penn State 2/28/2007

Jeff Horner (2003-06)
 32 at Purdue 2/1/2006

Ed Horton (1986-89)
 32 vs. N.C. State 3/19/1989

Dick Ives (1944-47)
 37 Western Illinois 12/15/1943
 43 Chicago 2/5/1944

John Johnson (1969-70)
 46 Milwaukee 12/7/1968
 33 at Minnesota 3/4/1969
 33 at Cincinnati 12/18/1969
 33 at Hawai'i 12/30/1969
 34 at Michigan 1/6/1970
 31 at Wisconsin 1/10/1970
 33 Minnesota 2/3/1970
 33 at Indiana 2/7/1970
 36 Michigan State 2/14/1970
 38 at Ohio State 2/21/1970
 49 Northwestern 2/24/1970
 37 Ohio State 3/3/1970
 32 at Northwestern 3/7/1970

Peter Jok (2014-17)
 30 Seton Hall 11/17/2016
 42 vs. Memphis 11/26/2016
 33 Omaha 12/3/2016
 34 at Nebraska 1/5/2017
 35 Indiana 2/21/2017

Gerry Jones (1965, 1967)
 32 at Minnesota 2/20/1967

Bruce King (1975-77)
 32 Illinois 1/3/1976
 36 at Michigan 1/31/1976
 42 vs. Pittsburgh 12/30/1976
 31 Ohio State 1/27/1977
 36 Michigan State 2/7/1977

Chris Kingsbury (1994-96)
 30 at Hawai'i 12/29/1994
 32 Northwestern 2/9/1995
 30 vs. Connecticut 11/24/1995

Kevin Kunnert (1971-73)
 31 Ohio State 2/12/1973
 32 at Northwestern 2/19/1973
 34 at Indiana 2/19/1972

Candy LaPrince (1973-74)
 32 at Michigan State 1/21/1974

Ronnie Lester (1977-80)
 31 at Ohio State 1/7/1978
 30 at Purdue 2/23/1979
 31 at Ohio State 2/24/1979

Bill Logan (1954-56)
 32 Michigan 1/11/1954
 36 vs. Temple 3/22/1956

Roy Marble (1986-89)
 32 Michigan 2/9/1989
 30 at Michigan 3/4/1989
 37 at Illinois 3/8/1989

Roy Devyn Marble (2011-14)
 31 at Oregon 3/18/2012
 30 vs. UNI 12/15/2012
 30 vs. Xavier 11/28/2013

James Moses (1989-92)
 30 Illinois 2/23/1991

Isaiah Moss (2017-19)
 32 at Minnesota 2/21/2018

Keegan Murray (2021-22)
 35 vs. Utah State 12/18/2021
 35 Maryland 1/3/2022
 30 at Maryland 2/10/2022
 37 Nebraska 2/13/2022
 32 vs. Indiana 3/12/2022

Don Nelson (1960-62)
 33 at Evansville 12/1/1960
 34 Arizona 12/19/1960
 34 Michigan State 1/14/1961
 39 at Wisconsin 1/6/1962
 36 Northwestern 1/8/1962
 37 at Indiana 2/17/1962
 32 at Illinois 3/3/1962
 35 Wisconsin 3/10/1962

Dean Oliver (1998-2000)
 30 vs. Michigan State 3/10/2000

Larry Parker (1973-76)
 31 VCU 11/30/1974

George Peeples (1964-66)
 32 Purdue 2/20/1965

Chris Pervall (1965-66)
 38 Illinois 3/6/1965

Luke Recker (2001-02)
 31 at Missouri 12/15/2001

Dave Roach (1962-64)
 32 Saint Louis 12/9/1963

Greg Stokes (1982-85)
 33 at Wisconsin 2/23/1983
 35 George Mason 12/1/1984

Ray Thompson (1989-90)
 32 at Iowa State 12/7/1989

Scott Thompson (1974-76)
 30 at Michigan State 1/5/1976
 30 at Michigan 1/31/1976

Jarrod Uthoff (2014-16)
 32 at Iowa State 12/10/2015

Glenn Vidnovic (1968-70)
 31 Indiana 1/31/1970

Murray Wier (1945-48)
 34 Illinois 2/9/1948

Joe Wieskamp (2019-21)
 30 Nebraska 2/8/2020

Rick Williams (1972-73)
 40 South Carolina 1/22/1972
 35 at Michigan 1/25/1972
 32 Illinois 2/15/1972
 33 at Michigan State 2/26/1972

Sam Williams (1967-68)
 39 at Northwestern 1/21/1967
 35 Illinois 2/6/1967
 37 at Stanford 12/23/1967
 32 vs. Saint Louis 12/30/1967
 32 Ohio State 1/13/1968
 33 at Michigan State 1/23/1968
 34 at Minnesota 3/4/1968

Andre Woolridge (1995-97)
 31 UNI 12/10/1996
 32 Missouri 12/21/1996
 34 at Northwestern 3/8/1997



20+ Rebound Games

| Player | Rbs | Opponent | Date |
|-----------------|-----|------------------|------------|
| Charles Darling | 30 | Wisconsin | 3/3/1952 |
| Frank Allen | 25 | California | 12/28/1960 |
| Charles Darling | 25 | Purdue | 1/6/1951 |
| Greg Brunner | 23 | Minnesota | 1/18/2006 |
| Kevin Kunnert | 23 | Drake | 12/27/1972 |
| Kevin Kunnert | 23 | Illinois | 3/7/1972 |
| John Johnson | 23 | Northwestern | 2/11/1969 |
| John Johnson | 23 | Cal-Poly | 11/30/1968 |
| Tom Harris | 23 | California | 12/28/1960 |
| Nolden Gentry | 23 | Michigan | 1/4/1958 |
| Bill Logan | 23 | Michigan | 2/26/1955 |
| Kevin Kunnert | 22 | Purdue | 3/4/1972 |
| Kevin Kunnert | 22 | Michigan | 3/9/1971 |
| Keegan Murray | 21 | N.C. Central | 11/16/2021 |
| Bruce King | 21 | Ohio State | 1/27/1977 |
| Bruce King | 21 | Indiana | 2/8/1975 |
| Kevin Kunnert | 21 | Iowa State | 12/23/1970 |
| Clay Hargrave | 20 | Illinois | 1/26/1980 |
| Bruce King | 20 | vs. Pittsburgh | 12/30/1976 |
| Fred Haberecht | 20 | at Wisconsin | 2/1/1975 |
| Kevin Kunnert | 20 | Indiana | 3/3/1973 |
| Kevin Kunnert | 20 | Michigan State | 2/12/1972 |
| Jim Collins | 20 | Minnesota-Duluth | 12/30/1972 |
| Kevin Kunnert | 20 | Hardin-Simmons | 12/1/1971 |

Career 20+ Rebounds Games

| Player | Years | No. |
|-----------------|---------|-----|
| Kevin Kunnert | 1971-73 | 8 |
| Bruce King | 1975-77 | 3 |
| John Johnson | 1969-70 | 2 |
| Charles Darling | 1950-52 | 2 |
| Keegan Murray | 2021-22 | 1 |
| Greg Brunner | 2003-06 | 1 |
| Clay Hargrave | 1976-78 | 1 |
| Fred Haberecht | 1975-76 | 1 |
| Jim Collins | 1972-74 | 1 |
| Frank Allen | 1960 | 1 |
| Tom Harris | 1960 | 1 |
| Nolden Gentry | 1958-60 | 1 |
| Bill Logan | 1954-56 | 1 |

Career 20-Plus Rebound Games

| | | |
|----------------------------------|------------|----|
| Frank Allen (1960) | | |
| California | 12/28/1960 | 25 |
| Greg Brunner (2003-06) | | |
| Minnesota | 1/18/2006 | 23 |
| Jim Collins (1972-74) | | |
| Minnesota-Duluth | 12/30/1972 | 20 |
| Charles Darling (1950-52) | | |
| Purdue | 1/6/1951 | 25 |
| Wisconsin | 3/3/1952 | 30 |
| Nolden Gentry (1958-60) | | |
| Michigan | 1/4/1958 | 23 |
| Fred Haberecht (1975-76) | | |
| at Wisconsin | 2/1/1975 | 20 |
| Clay Hargrave (1976-78) | | |
| Illinois | 1/26/1980 | 20 |
| Tom Harris (1960) | | |
| California | 12/28/1960 | 23 |
| John Johnson (1969-70) | | |
| Cal-Poly | 11/30/1968 | 23 |
| Northwestern | 2/11/1969 | 23 |
| Bruce King (1975-77) | | |
| Indiana | 2/8/1975 | 21 |
| vs. Pittsburgh | 12/30/1976 | 20 |
| Ohio State | 1/27/1977 | 21 |
| Kevin Kunnert (1971-73) | | |
| Iowa State | 12/23/1970 | 21 |
| Michigan | 3/9/1971 | 22 |
| Hardin-Simmons | 12/1/1971 | 20 |
| Michigan State | 2/12/1972 | 20 |
| Purdue | 3/4/1972 | 22 |
| Illinois | 3/7/1972 | 23 |
| Drake | 12/2/1972 | 23 |
| Indiana | 3/3/1973 | 20 |
| Bill Logan (1954-56) | | |
| Michigan | 2/26/1955 | 23 |
| Keegan Murray (2021-22) | | |
| N.C. Central | 11/16/2021 | 21 |

**Career 10+ Assists Games**

| Player | Years | No. |
|-------------------------|---------------------|----------|
| Jordan Bohannon | 2017-22 | 8 |
| Cal Wulfsberg | 1976-77 | 6 |
| B.J. Armstrong | 1986-89 | 5 |
| Mike Gesell | 2013-16 | 5 |
| Andre Woolridge | 1995-97 | 4 |
| Bryce Cartwright | 2011-12 | 3 |
| Jeff Horner | 2003-06 | 3 |
| Ronnie Lester | 1977-80 | 3 |
| Steve Carfino | 1981-84 | 2 |
| Mon'ter Glasper | 1993-96 | 2 |
| Dean Oliver | 1998-2001 | 2 |
| Andre Banks | 1983-86 | 1 |
| Kevin Boyle | 1979-82 | 1 |
| Tony Freeman | 2006-08 | 1 |
| Brian Garner | 1989 | 1 |
| Jake Kelly | 2008-09 | 1 |
| Roy Devyn Marble | 2011-14 | 1 |
| Connor McCaffery | 2018-present | 1 |
| Kevin Smith | 1991-93 | 1 |
| Joe Toussaint | 2020-22 | 1 |

Career 10+ Assists Games**B.J. Armstrong (1986-89)**

| | | |
|--------------|-----------|----|
| vs. Oklahoma | 3/20/1987 | 10 |
| Georgia | 12/3/1988 | 12 |
| Ohio State | 2/13/1989 | 12 |
| Minnesota | 2/18/1989 | 15 |
| Indiana | 3/11/1989 | 10 |

Andre Banks (1983-86)

| | | |
|--------|-----------|----|
| Baylor | 12/2/1983 | 10 |
|--------|-----------|----|

Jordan Bohannon (2017-21)

| | | |
|--------------|-----------|----|
| Indiana | 3/9/2017 | 10 |
| South Dakota | 3/15/2017 | 11 |
| TCU | 3/19/2017 | 13 |
| Ohio State | 1/4/2018 | 10 |
| Wisconsin | 1/23/2018 | 11 |
| Minnesota | 1/30/2018 | 10 |
| Minnesota | 12/9/2019 | 10 |
| Minnesota | 1/10/2021 | 14 |

Kevin Boyle (1979-82)

| | | |
|--------|-----------|----|
| Nevada | 12/9/1980 | 10 |
|--------|-----------|----|

Steve Carfino (1981-84)

| | | |
|-----------|-----------|----|
| Michigan | 1/23/1982 | 11 |
| Marquette | 12/8/1982 | 10 |

Bryce Cartwright (2011-12)

| | | |
|----------------|-----------|----|
| Michigan State | 2/2/2011 | 10 |
| Dayton | 3/13/2012 | 11 |
| at Oregon | 3/18/2012 | 10 |

Tony Freeman (2006-08)

| | | |
|-------------|------------|----|
| The Citadel | 11/13/2006 | 11 |
|-------------|------------|----|

Brian Garner (1989)

| | | |
|-------|-----------|----|
| Brown | 12/2/1988 | 11 |
|-------|-----------|----|

Jeff Horner (2003-06)

| | | |
|----------------|-----------|----|
| Fairfield | 12/2/2005 | 10 |
| Minnesota | 2/18/2006 | 10 |
| vs. Ohio State | 3/12/2006 | 10 |

Mike Gesell (2013-16)

| | | |
|----------------|------------|----|
| Coppin State | 11/15/2015 | 12 |
| Tennessee Tech | 12/22/2015 | 10 |
| Nebraska | 1/5/2016 | 10 |
| Minnesota | 2/14/2016 | 12 |
| at Michigan | 3/5/2016 | 11 |

Mon'ter Glasper (1993-96)

| | | |
|------------|------------|----|
| Iowa State | 12/11/1993 | 10 |
| at Indiana | 2/12/1994 | 10 |

Jake Kelly (2008-09)

| | | |
|------------|----------|----|
| Penn State | 3/7/2009 | 11 |
|------------|----------|----|

Ronnie Lester (1977-80)

| | | |
|---------------|------------|----|
| vs. Tennessee | 12/20/1977 | 11 |
| Minnesota | 2/11/1978 | 11 |
| Northwestern | 2/16/1978 | 14 |

Roy Devyn Marble (2011-14)

| | | |
|-----------|-----------|----|
| Wisconsin | 2/22/2014 | 11 |
|-----------|-----------|----|

Connor McCaffery (2018-present)

| | | |
|-------------|----------|----|
| at Maryland | 1/7/2021 | 10 |
|-------------|----------|----|

Dean Oliver (1998-2001)

| | | |
|---------------|------------|----|
| Chicago State | 11/14/1997 | 12 |
| Purdue | 2/21/2001 | 11 |

Kevin Smith (1991-93)

| | | |
|-----------|----------|----|
| Centenary | 1/4/1992 | 12 |
|-----------|----------|----|

Joe Toussaint (2020-22)

| | | |
|---------------|------------|----|
| Alabama State | 11/18/2021 | 11 |
|---------------|------------|----|

Andre Woolridge (1995-97)

| | | |
|--------------|-----------|----|
| Illinois | 2/1/1995 | 10 |
| Michigan | 3/5/1995 | 10 |
| vs. DePaul | 3/15/1995 | 10 |
| vs. Virginia | 3/13/1997 | 10 |

Cal Wulfsberg (1976-77)

| | | |
|-----------------|------------|----|
| Augustana (SD) | 11/29/1975 | 11 |
| at Northwestern | 1/19/1976 | 11 |
| Ohio State | 1/24/1976 | 16 |
| at Michigan | 1/31/1976 | 13 |
| Michigan State | 3/1/1976 | 11 |
| Drake | 12/21/1976 | 12 |

Career Double-Doubles

Since the 1969-70 season

| | | |
|-------------------|--------------|----|
| Kevin Kunnert | 1971-73 | 48 |
| Bruce King | 1975-77 | 43 |
| Reggie Evans | 2001-02 | 40 |
| Luka Garza | 2018-21 | 33 |
| Greg Brunner | 2003-06 | 32 |
| Acie Earl | 1990-93 | 27 |
| Ed Horton | 1986-89 | 27 |
| Ryan Bowen | 1995-98 | 23 |
| Greg Stokes | 1982-85 | 23 |
| Dan Frost | 1975-76 | 21 |
| Michael Payne | 1982-85 | 18 |
| Jess Settles | 1994-96, '99 | 18 |
| Chris Street | 1991-93 | 17 |
| Aaron White | 2012-15 | 16 |
| Melsahn Basabe | 2011-14 | 15 |
| Tyler Cook | 2017-19 | 15 |
| Clay Hargrave | 1976-78 | 14 |
| Les Jepsen | 1987-90 | 13 |
| John Johnson | 1969-70 | 12 |
| Williams Mayfield | 1976-79 | 11 |
| Kevin Boyle | 1979-82 | 10 |
| Keegan Murray | 2021-22 | 10 |
| Steve Waite | 1978-81 | 10 |
| Adam Woodbury | 2013-16 | 9 |
| Jim Collins | 1972-74 | 8 |
| Fred Haberecht | 1975-76 | 8 |
| Jeff Horner | 2003-06 | 8 |
| Jacob Jaacks | 1999-2000 | 8 |
| Steve Krafcsin | 1979-81 | 8 |
| Roy Marble | 1986-89 | 8 |
| Joe Wieskamp | 2019-21 | 8 |
| Jordan Bohannon | 2017-22 | 7 |
| Jarryd Cole | 2008-11 | 7 |
| Neil Fegebank | 1972-74 | 7 |
| Brad Lohaus | 1983-87 | 7 |
| Jared Reiner | 2001-04 | 7 |
| Cyrus Tate | 2007-09 | 7 |
| Jarrod Uthoff | 2013-16 | 7 |
| Aaron Fuller | 2009-10 | 6 |
| Gabriel Olaseni | 2012-15 | 6 |
| Glen Worley | 2001-04 | 6 |
| Gerry Wright | 1985-87 | 6 |
| B.J. Armstrong | 1986-89 | 5 |
| Russ Millard | 1993-96 | 5 |
| Nicholas Baer | 2016-19 | 4 |
| Peter Jok | 2014-17 | 4 |
| Al Lorenzen | 1985-88 | 4 |
| Darryl Moore | 1997-98 | 4 |
| Glenn Vidnovic | 1968-70 | 4 |
| James Winters | 1991-94 | 4 |
| Jim Bartels | 1991, '93-95 | 3 |
| Mark Gannon | 1980-83 | 3 |
| Bob Hansen | 1980-83 | 3 |
| Duez Henderson | 1999-2002 | 3 |
| Bill Jones | 1985-88 | 3 |
| Ronnie Lester | 1977-80 | 3 |
| Jack Nunge | 2018-21 | 3 |

| | | |
|----------------------|---------------------|----------|
| Nate Washington | 1974 | 3 |
| Andre Woolridge | 1995-97 | 3 |
| Craig Anderson | 1981-84 | 2 |
| Vince Brookins | 1978-81 | 2 |
| Fred Brown | 1970-71 | 2 |
| Bryce Cartwright | 2011-12 | 2 |
| Adam Haluska | 2005-07 | 2 |
| Jake Kelly | 2008-09 | 2 |
| Ben McGilmer | 1966, '69-70 | 2 |
| James Moses | 1989-92 | 2 |
| Isaiah Moss | 2017-pre | 2 |
| Kenyon Murray | 1993-96 | 2 |
| Larry Olsthoorn | 1977-78 | 2 |
| Guy Rucker | 1997-99 | 2 |
| Harold Sullinger | 1972 | 2 |
| Jay Webb | 1990-93 | 2 |
| Devon Archie | 2010-12 | 1 |
| Val Barnes | 1991-93 | 1 |
| Matt Bullard | 1989-90 | 1 |
| Steve Carfino | 1981-84 | 1 |
| Brennan Cougill | 2010 | 1 |
| Ricky Davis | 1998 | 1 |
| Terry Drake | 1975-78 | 1 |
| Kyle Galloway | 1998-2001 | 1 |
| Matt Gatens | 2009-12 | 1 |
| Mike Gesell | 2013-16 | 1 |
| Joe Gould | 1971 | 1 |
| Ken Grabinski | 1970-72 | 1 |
| Rob Griffin | 2000 | 1 |
| Dave Gunther | 1957-59 | 1 |
| Omar Hazley | 1969-71 | 1 |
| Kent Hill | 1985-88 | 1 |
| Justin Johnson | 2007-08 | 1 |
| J.R. Koch | 1996-99 | 1 |
| Ryan Kriener | 2017-20 | 1 |
| Wade Lookingbill | 1989-93 | 1 |
| Ryan Luehrsmann | 1997-2000 | 1 |
| Roy Devyn Marble | 2011-14 | 1 |
| Eric May | 2010-13 | 1 |
| Kris Murray | 2021-present | 1 |
| Dean Oliver | 1977-78 | 1 |
| Larry Parker | 1973-76 | 1 |
| Cordell Pemsil | 2016-20 | 1 |
| Tony Perkins | 2021-present | 1 |
| Pierre Pierce | 2002, '04 | 1 |
| Filip Rebraca | 2022-present | 1 |
| Luke Recker | 2001-02 | 1 |
| Sean Sondelleiter | 2001-03 | 1 |
| Ray Thompson | 1989 | 1 |
| Joe Toussaint | 2020-22 | 1 |
| Anthony Tucker | 2009 | 1 |
| Dom Uhl | 2015-18 | 1 |
| Reggie Vaughn | 1973 | 1 |

Single Season Double-Double Leaders

Since the 1969-70 season (10 or more)

| | | |
|---------------|-----------|----|
| Reggie Evans | 2000-01 | 22 |
| Kevin Kunnert | 1972-73 | 20 |
| Ed Horton | 1988-89 | 19 |
| Kevin Kunnert | 1971-72 | 19 |
| Reggie Evans | 2001-02 | 18 |
| Bruce King | 1976-77 | 17 |
| Bruce King | 1975-76 | 16 |
| Luka Garza | 2018-pre. | 15 |
| Acie Earl | 1992-93 | 14 |
| Luka Garza | 2020-21 | 13 |
| Dan Frost | 1975-76 | 13 |
| Les Jepsen | 1989-90 | 12 |
| John Johnson | 1969-70 | 12 |
| Greg Brunner | 2005-06 | 11 |
| Greg Brunner | 2004-05 | 11 |
| Ryan Bowen | 1997-98 | 11 |
| Greg Stokes | 1984-85 | 11 |
| Ryan Bowen | 1996-97 | 10 |
| Acie Earl | 1991-92 | 10 |
| Clay Hargrave | 1977-78 | 10 |
| Bruce King | 1974-75 | 10 |
| Keegan Murray | 2021-22 | 10 |

CAREER DOUBLE-DOUBLE CLUB (SINCE 1969-70)



| | | | | |
|----------------|-----------|----|----|----|
| at Nebraska | 2/22/2015 | 18 | 11 | -- |
| at Penn State | 2/28/2015 | 21 | 14 | -- |
| vs. Penn State | 3/12/2015 | 21 | 13 | -- |

Joe Wieskamp (4)

| Opponent | Date | Pts | Reb | Ast |
|----------------|------------|-----|-----|-----|
| Pittsburgh | 11/27/2018 | 18 | 11 | -- |
| vs. Penn State | 1/4/2020 | 23 | 10 | -- |
| Maryland | 1/10/2020 | 26 | 11 | -- |
| Wisconsin | 1/27/2020 | 12 | 10 | -- |
| Indiana | 1/21/2021 | 16 | 12 | -- |
| Ohio State | 2/4/2021 | 17 | 10 | -- |
| Rutgers | 2/10/2021 | 26 | 10 | -- |
| Penn State | 2/21/2021 | 11 | 11 | -- |

James Winters (4)

| Opponent | Date | Pts | Reb | Ast |
|----------|------------|-----|-----|-----|
| Drake | 11/30/1993 | 16 | 11 | -- |
| Lehigh | 12/3/1993 | 24 | 11 | -- |
| Duke | 12/22/1993 | 22 | 10 | -- |
| Indiana | 1/11/1994 | 14 | 10 | -- |

Adam Woodbury (9)

| Opponent | Date | Pts | Reb | Ast |
|------------------|------------|-----|-----|-----|
| North Dakota St. | 11/17/2014 | 10 | 11 | -- |
| Ohio State | 1/7/2015 | 13 | 10 | -- |
| vs. Notre Dame | 11/27/2015 | 14 | 10 | -- |
| Florida State | 12/2/2015 | 11 | 10 | -- |
| at Rutgers | 1/21/2016 | 12 | 11 | -- |
| Purdue | 1/24/2016 | 13 | 10 | -- |
| at Maryland | 1/28/2016 | 11 | 10 | -- |
| at Illinois | 2/7/2016 | 10 | 14 | -- |
| at Indiana | 2/11/2016 | 13 | 15 | -- |

Andre Woolridge (3)

| Opponent | Date | Pts | Reb | Ast |
|--------------|-----------|-----|-----|-----|
| Illinois | 2/1/1995 | 18 | -- | 10 |
| vs. DePaul | 3/15/1995 | 17 | -- | 10 |
| vs. Virginia | 3/13/1997 | 17 | -- | 10 |

Glen Worley (6)

| Opponent | Date | Pts | Reb | Ast |
|---------------|------------|-----|-----|-----|
| Kansas State | 12/22/2001 | 11 | 12 | -- |
| Michigan | 2/23/2002 | 14 | 10 | -- |
| Penn State | 2/15/2003 | 15 | 10 | -- |
| Indiana | 2/19/2003 | 11 | 13 | -- |
| Wisconsin | 2/22/2003 | 14 | 14 | -- |
| at Ohio State | 2/18/2004 | 12 | 10 | -- |

Gerry Wright (6)

| Opponent | Date | Pts | Reb | Ast |
|----------------------|------------|-----|-----|-----|
| Ark.-Little Rock | 11/24/1984 | 23 | 11 | -- |
| Wisconsin | 1/26/1985 | 19 | 10 | -- |
| vs. Ark.-Little Rock | 11/25/1985 | 16 | 13 | -- |
| Michigan | 2/14/1985 | 14 | 11 | -- |
| Northwestern | 2/22/1986 | 11 | 11 | -- |
| at Ohio State | 2/26/1986 | 17 | 14 | -- |

20-20 Double-Doubles

Since the 1954-55 season

Bill Logan at Michigan (25-23) in 1955
 Fred Haberecht vs. Wisconsin (29-20) in 1975
 Bruce King vs. Pittsburgh (42-20) in 1976
 Bruce King vs. Ohio State (31-21) in 1977
 Kevin Kunnert vs. Illinois (24-23) in 1972
 Keegan Murray v. NC Central (27-21) in 2021



Kevin Kunnert is Iowa's all-time leader in double-doubles with 48 (1971-73).



Two-time Big Ten and National Player of the Year (2021 & 2022) Luka Garza posted 33 career double-doubles, fourth most in program history over the last 50 years.

**Career 1,000 Points and 500 Rebounds**

| Player | Points | Rebounds |
|--------------------------------|--------|----------|
| 1. Luka Garza (2018-21) | 2,306 | 931 |
| 2. Roy Marble (1986-89) | 2,116 | 668 |
| 3. Aaron White (2012-15) | 1,859 | 901 |
| 4. Acie Earl (1990-93) | 1,779 | 811 |
| 5. Greg Stokes (1982-85) | 1,768 | 807 |
| 6. Jess Settles (1994-97, '99) | 1,611 | 747 |
| 7. Don Nelson (1960-62) | 1,522 | 784 |
| 8. Greg Brunner (2003-06) | 1,516 | 990 |
| 9. Jeff Horner (2003-06) | 1,502 | 563 |
| 10. Ed Horton (1986-89) | 1,372 | 876 |
| 11. Bruce King (1975-77) | 1,361 | 852 |
| 12. Tyler Cook (2017-19) | 1,315 | 619 |
| 13. Jarrod Uthoff (2014-16) | 1,298 | 579 |
| 14. Joe Wieskamp (2019-21) | 1,283 | 566 |
| 15. Kenyon Murray (1993-96) | 1,230 | 566 |
| 16. Kevin Boyle (1979-82) | 1,189 | 674 |
| 17. Dave Gunther (1957-59) | 1,188 | 690 |
| 18. Bill Logan (1954-56) | 1,188 | 553 |
| 19. John Johnson (1969-70) | 1,172 | 509 |
| 20. Kevin Kunenrt (1971-73) | 1,145 | 914 |
| 21. Melsahn Basabe (2011-14) | 1,119 | 752 |
| 22. Michael Payne (1982-85) | 1,118 | 857 |
| 23. Ryan Bowen (1995-98) | 1,090 | 804 |
| 24. Glen Worley (2001-04) | 1,060 | 552 |
| 25. Reggie Evans (2001-02) | 1,054 | 794 |
| 26. Carl Cain (1954-56) | 1,054 | 501 |
| 27. Gerry Jones (1965-67) | 1,039 | 665 |
| 28. George Peeples (1964-66) | 1,025 | 654 |

1,000 Points and 100 Steals

| Player | Points | Steals |
|--------------------------------|--------|--------|
| 1. Roy Marble (1986-89) | 2,116 | 179 |
| 2. Aaron White (2012-15) | 1,859 | 149 |
| 3. Acie Earl (1990-93) | 1,779 | 111 |
| 4. Greg Stokes (1982-83) | 1,768 | 110 |
| 5. B.J. Armstrong (1986-89) | 1,705 | 171 |
| 6. Roy Devyn Marble (2011-14) | 1,694 | 176 |
| 7. Matt Gatens (2009-12) | 1,635 | 141 |
| 8. Jess Settles (1994-97, '99) | 1,611 | 154 |
| 9. Adam Haluska (2005-07) | 1,578 | 113 |
| 10. Dean Oliver (1998-2001) | 1,561 | 205 |
| 11. Andre Woolridge (1995-97) | 1,525 | 123 |
| 12. Jeff Horner (2003-06) | 1,502 | 166 |
| 13. James Moses (1989-92) | 1,343 | 139 |
| 14. Kenyon Murray (1993-96) | 1,230 | 200 |
| 15. Val Barnes (1991-93) | 1,181 | 119 |
| 16. Bob Hansen (1980-83) | 1,145 | 100 |
| 17. Michael Payne (1982-85) | 1,118 | 115 |
| 18. Ryan Bowen (1995-98) | 1,090 | 208 |
| 19. Mike Gesell (2013-16) | 1,072 | 160 |
| 20. Steve Carfino (1981-84) | 1,037 | 178 |
| 21. Peter Jok (2014-17) | 1,508 | 102 |
| 22. Jordan Bohannon (2017-22) | 2,033 | 125 |

1,000 Points and 400 Assists

| Player | Points | Assists |
|------------------------------|--------|---------|
| 1. Jordan Bohannon (2017-22) | 2,033 | 704 |
| 2. B.J. Armstrong (1986-89) | 1,705 | 517 |
| 3. Ronnie Lester (1977-80) | 1,675 | 480 |
| 4. Dean Oliver (1998-2001) | 1,561 | 561 |
| 5. Andre Woolridge (1995-97) | 1,525 | 575 |
| 6. Jeff Horner (2003-06) | 1,502 | 612 |
| 7. Mike Gesell (2013-16) | 1,072 | 557 |

1,000 Points and 100 Blocked Shots

| Player | Points | Blocks |
|-----------------------------|--------|--------|
| 1. Luka Garza (2018-21) | 2,306 | 154 |
| 2. Acie Earl (1990-93) | 1,779 | 365 |
| 3. Greg Stokes (1982-85) | 1,768 | 228 |
| 4. Greg Brunner (2003-06) | 1,516 | 104 |
| 5. Jarrod Uthoff (2014-16) | 1,298 | 177 |
| 6. Melsahn Basabe (2011-14) | 1,119 | 148 |
| 7. Michael Payne (1982-85) | 1,118 | 232 |
| 8. Ryan Bowen (1995-98) | 1,090 | 124 |
| 9. Keegan Murray (2021-22) | 1,046 | 107 |

Top Scoring Tandems in a Single Season

| | | |
|-------|--|------|
| 1,279 | Roy Marble (675); Ed Horton (604) | 1989 |
| 1,271 | Roy Marble (675); B.J. Armstrong (596) | 1989 |
| 1,217 | Keegan Murray (822); Jordan Bohannon (395) | 2022 |
| 1,207 | Luka Garza (747); Joe Wieskamp (460) | 2021 |
| 1,200 | Ed Horton (604); B.J. Armstrong (596) | 1989 |
| 1,178 | John Johnson (699); Chad Calabria (479) | 1970 |
| 1,175 | Luka Garza (740); Joe Wieskamp (435) | 2020 |
| 1,162 | Keegan Murray (822); Kris Murray (340) | 2022 |
| 1,158 | Keegan Murray (822); Patrick McCaffery (336) | 2022 |
| 1,138 | Jarrold Uthoff (624); Peter Jok (514) | 2016 |
| 1,132 | John Johnson (699); Glenn Vidnovic (433) | 1970 |
| 1,128 | John Johnson (699); Fred Brown (429) | 1970 |
| 1,125 | Luke Recker (600); Reggie Evans (525) | 2002 |
| 1,114 | B.J. Armstrong (592); Roy Marble (522) | 1988 |
| 1,106 | Scott Thompson (567); Bruce King (539) | 1976 |
| 1,098 | Adam Haluska (637); Tyler Smith (461) | 2007 |
| 1,075 | Luka Garza (747); Jordan Bohannon (328) | 2021 |
| 1,063 | Scott Thompson (567); Dan Frost (496) | 1976 |
| 1,051 | Reggie Evans (529); Dean Oliver (522) | 2001 |
| 1,042 | Roy Devyn Marble (554); Aaron White (488) | 2013 |
| 1,035 | Bruce King (539); Dan Frost (496) | 1976 |
| 1,034 | B.J. Armstrong (592); Bill Jones (442) | 1988 |
| 1,032 | Roy Marble (675); Ray Thompson (357) | 1989 |
| 1,029 | B.J. Armstrong (592); Jeff Moe (437) | 1988 |
| 1,024 | Greg Stokes (548); Bob Hansen (476) | 1983 |
| 1,014 | Chris Kingsbury (553); Andre Woolridge (461) | 1995 |

Most 500 Point Scorers in a Season

| | |
|------|---|
| 1989 | Roy Marble (675); Ed Horton (604); B.J. Armstrong (596) |
| 2016 | Jarrold Uthoff (624); Peter Jok (514) |

Most 400 Point Scorers in a Season

| | | |
|------|---|---|
| 1970 | 4 | John Johnson (699); Chad Calabria (479); Glenn Vidnovic (433); Fred Brown (429) |
| 1988 | 4 | B.J. Armstrong (592); Roy Marble (522); Bill Jones (442); Jeff Moe (437) |
| 1989 | 3 | Roy Marble (675); Ed Horton (604); B.J. Armstrong (596) |
| 1976 | 3 | Scott Thompson (567); Bruce King (539); Dan Frost (496) |
| 1995 | 3 | Chris Kingsbury (553); Andre Woolridge (461); Jess Settles (405) |
| 2005 | 3 | Greg Brunner (485); Adam Haluska (467); Jeff Horner (463) |
| 1967 | 3 | Sam Williams (549); Gerry Jones (448); Tom Chapman (402) |
| 1987 | 3 | Roy Marble (520); B.J. Armstrong (434); Kevin Gamble (418) |
| 2006 | 3 | Greg Brunner (481); Adam Haluska (474); Jeff Horner (407) |
| 2018 | 3 | Tyler Cook (506); Jordan Bohannon (445); Luka Garza (400) |
| 1996 | 3 | Jess Settles (484); Russ Millard (439); Andre Woolridge (419) |
| 2019 | 3 | Tyler Cook (478); Luka Garza (419); Jordan Bohannon (405) |

Two 500 Point Seasons

| | | |
|-----|----------------|---|
| 1. | Roy Marble | 1986-87 (520), 1987-88 (522), 1988-89 (675) |
| 2. | Acie Earl | 1990-91 (520), 1991-92 (586), 1992-93 (542) |
| 3. | Luka Garza | 2019-20 (740), 2020-21 (747) |
| 4. | Greg Stokes | 1982-83 (548), 1984-85 (638) |
| 5. | B.J. Armstrong | 1987-88 (592), 1988-89 (596) |
| 6. | Devyn Marble | 2012-13 (554), 2013-14 (550) |
| 7. | Ronnie Lester | 1977-78 (536), 1978-79 (524) |
| 8. | Don Nelson | 1960-61 (570), 1961-62 (571) |
| 9. | Bruce King | 1975-76 (539), 1976-77 (524) |
| 10. | Sam Williams | 1966-67 (544), 1967-68 (632) |
| 11. | Reggie Evans | 2000-01 (529), 2001-02 (525) |

Three 500 Point Seasons

| | | |
|----|------------|---|
| 1. | Roy Marble | 1986-87 (520), 1987-88 (522), 1988-89 (675) |
| 2. | Acie Earl | 1990-91 (520), 1991-92 (586), 1992-93 (542) |

Three 400 Point Seasons

| | | |
|-----|-----------------|--|
| 1. | Luka Garza | 2017-18 (400), 2018-19 (419), 2019-20 (740), 2020-21 (747) |
| 2. | Roy Marble | 1986-87 (520), 1987-88 (522), 1988-89 (675) |
| 3. | Aaron White | 2012-13 (488), 2013-14 (424), 2014-15 (558) |
| 4. | Acie Earl | 1990-91 (520), 1991-92 (586), 1992-93 (542) |
| 5. | Greg Stokes | 1982-83 (548), 1983-84 (417), 1984-85 (638) |
| 6. | B.J. Armstrong | 1986-87 (434), 1987-88 (592), 1988-89 (596) |
| 7. | Devyn Marble | 2011-12 (402), 2012-13 (554), 2013-14 (550) |
| 8. | Jess Settles | 1993-94 (414), 1994-95 (405), 1995-96 (484) |
| 9. | Adam Haluska | 2004-05 (467), 2005-06 (474), 2006-07 (637) |
| 10. | Andre Woolridge | 1994-95 (461), 1995-96 (419), 1996-97 (645) |

Four 400 Point Seasons

1. Luka Garza 2017-18 (400), 2018-19 (419), 2019-20 (740), 2020-21 (747)

Three 200 Rebound Seasons

1. Aaron White 2012-13 (234), 2013-14 (220), 2014-15 (248)
2. Luka Garza 2017-18 (211), 2019-20 (305), 2020-21 (271)
3. Don Nelson 1959-60 (241), 1960-61 (258), 1961-62 (285)
4. Greg Brunner 2003-04 (239), 2004-05 (275), 2005-06 (314)
5. Bruce King 1974-75 (228), 1975-76 (292), 1976-77 (332)
6. Kevin Kunnert 1970-71 (227), 1971-72 (353), 1972-73 (334)
7. Michael Payne 1981-82 (201), 1982-83 (233), 1984-85 (235)

Four 100 Assist Seasons

1. Jordan Bohannon 2016-17 (175), 2017-18 (178), 2018-19 (118), 2020-21 (135)
2. Dean Oliver 1997-98 (131), 1998-99 (136), 1999-00 (126), 2000-01 (168)
3. Jeff Horner 2002-03 (140), 2003-04 (123), 2004-05 (180), 2005-06 (169)

Three 100 Assist Seasons

1. Jordan Bohannon 2016-17 (175), 2017-18 (178), 2018-19 (118), 2020-21 (135)
2. Dean Oliver 1997-98 (131), 1998-99 (136), 1999-00 (126), 2000-01 (168)
3. Jeff Horner 2002-03 (140), 2003-04 (123), 2004-05 (180), 2005-06 (169)
4. B.J. Armstrong 1986-87 (148), 1987-88 (155), 1988-89 (173)
5. Roy Devyn Marble 2011-12 (126), 2012-13 (112), 2013-14 (118)
6. Andre Woolridge 1994-95 (190), 1995-96 (193), 1996-97 (192)
7. Mike Gesell 2013-14 (128), 2014-15 (135), 2015-16 (205)

Four 40 Steal Seasons

1. Kenyon Murray 1992-93 (45), 1993-94 (56), 1994-95 (58), 1995-96 (41)

Three 40 Steal Seasons

1. Kenyon Murray 1992-93 (45), 1993-94 (56), 1994-95 (58), 1995-96 (41)
2. Dean Oliver 1997-98 (42), 1998-99 (51), 1999-00 (62), 2000-01 (50)
3. B.J. Armstrong 1986-87 (50), 1987-88 (58), 1988-89 (55)
4. Roy Devyn Marble 2011-12 (53), 2012-13 (42), 2013-14 (60)
5. Jess Settles 1993-94 (40), 1994-95 (41), 1995-96 (48)
6. Jeff Horner 2002-03 (40), 2004-05 (47), 2005-06 (41)
7. Mike Gesell 2012-13 (40), 2013-14 (43), 2015-16 (44)

Four 40 Block Seasons

1. Acie Earl 1989-90 (50), 1990-91 (106), 1991-92 (121), 1992-93 (62)

Three 40 Block Seasons

1. Acie Earl 1981-82 (50), 1982-83 (78), 1983-84 (58), 1984-85 (62)
2. Greg Stokes 1982-83 (78), 1983-84 (58), 1984-85 (62)
3. Erek Hansen 2003-04 (40), 2004-05 (83), 2005-06 (89)

500 Points and 300 Rebounds in a Season

| Player, Season | Points | Rebounds |
|---------------------------|--------|----------|
| 1. Keegan Murray, 2021-22 | 822 | 303 |
| 2. Luka Garza, 2019-20 | 740 | 305 |
| 3. Ed Horton, 1988-89 | 604 | 350 |
| 4. Bruce King, 1976-77 | 524 | 332 |
| 5. Reggie Evans, 2000-01 | 529 | 416 |
| 6. Reggie Evans, 2001-02 | 525 | 378 |

500 Points and 250 Rebounds in a Season

| Player, Season | Points | Rebounds |
|---------------------------|--------|----------|
| 1. Keegan Murray, 2021-22 | 822 | 303 |
| 2. Luka Garza, 2020-21 | 747 | 271 |
| 3. Luka Garza, 2019-20 | 740 | 305 |
| 4. Acie Earl, 1992-93 | 542 | 286 |
| 5. Greg Stokes, 1984-85 | 638 | 268 |
| 6. Don Nelson, 1960-61 | 570 | 258 |
| 7. Don Nelson, 1961-62 | 571 | 285 |
| 8. Ed Horton, 1988-89 | 604 | 350 |
| 9. Bruce King, 1975-76 | 539 | 292 |
| 10. Bruce King, 1976-77 | 524 | 332 |
| 11. Sam Williams, 1967-68 | 632 | 273 |
| 12. John Johnson, 1969-70 | 699 | 253 |
| 13. Reggie Evans, 2000-01 | 529 | 416 |
| 14. Reggie Evans, 2001-02 | 525 | 378 |

500 Points and 100 Assists in a Season

| Player, Season | Points | Assists |
|------------------------------|--------|---------|
| 1. B.J. Armstrong, 1987-88 | 592 | 155 |
| 2. B.J. Armstrong, 1988-89 | 550 | 118 |
| 3. Roy Devyn Marble, 2012-13 | 554 | 112 |
| 4. Roy Devyn Marble, 2012-13 | 550 | 118 |
| 5. Ronnie Lester, 1977-78 | 536 | 163 |
| 6. Ronnie Lester, 1977-78 | 524 | 147 |
| 7. Dean Oliver, 2000-01 | 522 | 168 |
| 8. Andre Woolridge, 1996-97 | 645 | 192 |

400 Points and 100 Assists in a Season

| Player, Season | Points | Assists |
|-------------------------------|--------|---------|
| 1. B.J. Armstrong, 1986-87 | 434 | 148 |
| 2. B.J. Armstrong, 1987-88 | 592 | 155 |
| 3. B.J. Armstrong, 1988-89 | 550 | 118 |
| 4. Kenny Arnold, 1979-80 | 444 | 142 |
| 5. Jordan Bohannon, 2017-18 | 445 | 178 |
| 6. Jordan Bohannon, 2018-19 | 405 | 118 |
| 7. Jeff Horner, 2004-05 | 463 | 180 |
| 8. Jeff Horner, 2005-06 | 407 | 169 |
| 9. Roy Devyn Marble, 2011-12 | 402 | 126 |
| 10. Roy Devyn Marble, 2012-13 | 554 | 112 |
| 11. Roy Devyn Marble, 2012-13 | 550 | 118 |
| 12. Ronnie Lester, 1977-78 | 536 | 163 |
| 13. Ronnie Lester, 1977-78 | 524 | 147 |
| 14. Dean Oliver, 1999-2000 | 408 | 126 |
| 15. Dean Oliver, 2000-01 | 522 | 168 |
| 16. Andre Woolridge, 1994-95 | 461 | 190 |
| 17. Andre Woolridge, 1995-96 | 419 | 193 |
| 18. Andre Woolridge, 1996-97 | 645 | 192 |

500 Points and 50 Steals in a Season

| Player, Season | Points | Steals |
|------------------------------|--------|--------|
| 1. Roy Marble, 1987-88 | 522 | 59 |
| 2. B.J. Armstrong, 1987-88 | 592 | 58 |
| 3. B.J. Armstrong, 1988-89 | 596 | 55 |
| 4. Roy Devyn Marble, 2013-14 | 550 | 60 |
| 5. Dean Oliver, 2000-01 | 522 | 50 |
| 6. Reggie Evans, 2001-02 | 525 | 54 |

500 Points and 50 Blocks in a Season

| Player, Season | Points | Blocks |
|---------------------------|--------|--------|
| 1. Keegan Murray, 2021-22 | 822 | 68 |
| 2. Luka Garza, 2020-21 | 747 | 50 |
| 3. Luka Garza, 2019-20 | 740 | 55 |
| 4. Acie Earl, 1990-91 | 520 | 106 |
| 5. Acie Earl, 1991-92 | 586 | 121 |
| 6. Greg Stokes, 1982-83 | 548 | 78 |
| 7. Greg Stokes, 1984-85 | 638 | 62 |
| 8. Jarrod Uthoff, 2015-16 | 624 | 86 |

**Largest Iowa Basketball Crowds**

| Crowd | Date | Opponent | Site | Result |
|---------|----------------|----------------------|---------------------------------------|-----------------------|
| &28,114 | March 16, 1991 | Duke | Metrodome, Minneapolis, MN | Duke, 85-70 |
| &27,444 | March 14, 1986 | N.C. State | Metrodome, Minneapolis, MN | N.C. State, 66-64 |
| &27,284 | March 17, 2005 | Cincinnati | RCA Dome, Indianapolis, IN | Cincinnati, 76-64 |
| &25,759 | March 14, 1991 | East Tennessee State | Metrodome, Minneapolis, MN | Iowa, 76-73 |
| #23,697 | March 12, 2005 | Wisconsin | United Center, Chicago, IL | Wisconsin, 59-56 |
| #23,418 | March 10, 2001 | Penn State | United Center, Chicago, IL | Iowa, 94-74 |
| &23,229 | March 25, 1988 | Arizona | Kingdome, Seattle, WA | Arizona, 99-79 |
| &23,229 | March 22, 1987 | UNLV | Kingdome, Seattle, WA | UNLV, 84-81 |
| &22,914 | March 20, 1987 | Oklahoma | Kingdome, Seattle, WA | Iowa, 93-91 |
| *22,797 | Jan. 3, 1990 | UNI | UNI-Dome, Cedar Falls, IA | UNI, 77-74 |
| *22,508 | Nov. 27, 1982 | BYU | Marriott Activities Center, Provo, UT | Iowa, 91-80 |
| #22,081 | March 11, 2001 | Indiana | United Center, Chicago, IL | Iowa, 63-61 |
| #21,739 | March 9, 2001 | Ohio State | United Center, Chicago, IL | Iowa, 75-66 |
| #21,711 | March 6, 1998 | Michigan | United Center, Chicago, IL | Michigan, 77-66 |
| #21,517 | March 11, 2005 | Michigan State | United Center, Chicago, IL | Iowa, 71-69 |
| *21,175 | Jan. 7, 1989 | North Carolina | Smith Center, Chapel Hill, NC | Iowa, 98-97 |
| *20,844 | Dec. 3, 2019 | Syracuse | Carrier Dome, Syracuse, NY | Iowa, 68-54 |
| #20,003 | March 8, 2001 | Northwestern | United Center, Chicago, IL | Iowa, 72-55 |
| #19,627 | March 10, 2000 | Michigan State | United Center, Chicago, IL | Michigan State, 75-65 |
| &19,641 | March 22, 2019 | Cincinnati | Nationwide Arena, Columbus, OH | Iowa, 79-72 |
| &19,610 | March 24, 2019 | Tennessee | Nationwide Arena, Columbus, OH | Tennessee, 83-77 (OT) |
| *19,548 | Nov. 12, 1999 | Stanford | Madison Square Garden, New York, NY | Stanford, 72-58 |
| *19,548 | Nov. 11, 1999 | Connecticut | Madison Square Garden, New York, NY | Iowa, 70-68 |
| #19,269 | March 5, 1999 | Wisconsin | United Center, Chicago, IL | Wisconsin, 77-64 |
| *19,213 | Nov. 29, 2003 | Louisville | Conseco Fieldhouse, Indianapolis, IN | Iowa, 70-69 (OT) |
| *19,200 | Jan. 5, 2002 | Ohio State | Schottenstein Center, Columbus, OH | OSU, 72-62 |
| *19,100 | Feb. 9, 2000 | Ohio State | Schottenstein Center, Columbus, OH | Iowa, 67-64 |
| #19,066 | March 10, 2005 | Purdue | United Center, Chicago, IL | Iowa, 71-52 |
| *19,042 | Dec. 10, 1991 | UNI | UNI-Dome, Cedar Falls, IA | Iowa, 108-85 |

* -- Regular season game

-- Big Ten Tournament

& -- NCAA Tournament

BEST ATTENDANCE YEARS**All Games**

| Year | Games | Attendance | Avg. | National Ranking |
|------|-------|------------|--------|------------------|
| 1990 | 28 | 428,799 | 15,314 | 19th |
| 2014 | 33 | 504,108 | 15,276 | --- |
| 2000 | 30 | 452,141 | 15,071 | 17th |
| 2002 | 35 | 526,451 | 15,041 | 5th |
| 1992 | 30 | 434,226 | 14,474 | 13th |
| 2001 | 35 | 499,990 | 14,285 | 9th |
| 1999 | 30 | 426,044 | 14,201 | 19th |
| 1984 | 28 | 393,344 | 14,048 | 13th |
| 2015 | 34 | 475,998 | 14,000 | --- |
| 1991 | 32 | 446,586 | 13,956 | 10th |
| 1994 | 27 | 374,614 | 13,875 | --- |
| 1983 | 31 | 422,438 | 13,627 | 7th |
| 1996 | 32 | 431,697 | 13,491 | 17th |
| 1988 | 34 | 457,970 | 13,470 | 11th |
| 1989 | 33 | 444,354 | 13,465 | 16th |
| 2019 | 35 | 470,893 | 13,454 | TBA |
| 1995 | 33 | 441,931 | 13,392 | 9th |
| 1985 | 32 | 425,347 | 13,292 | 8th |
| 1987 | 35 | 459,827 | 13,138 | 8th |
| 2004 | 29 | 380,509 | 13,121 | --- |
| 1993 | 32 | 412,067 | 12,877 | 14th |
| 1980 | 33 | 421,007 | 12,758 | 8th |
| 2006 | 34 | 432,602 | 12,724 | --- |
| 2003 | 31 | 393,417 | 12,691 | --- |
| 2013 | 38 | 478,871 | 12,602 | --- |
| 1982 | 29 | 363,355 | 12,529 | 11th |
| 1997 | 32 | 399,114 | 12,472 | --- |
| 1981 | 28 | 348,970 | 12,463 | 23rd |
| 2012 | 33 | 410,659 | 12,444 | --- |
| 1998 | 31 | 385,704 | 12,442 | --- |
| 2020 | 31 | 384,159 | 12,392 | --- |
| 2012 | 35 | 432,496 | 12,357 | --- |
| 1986 | 32 | 392,260 | 12,258 | 15th |
| 2005 | 33 | 401,804 | 12,176 | --- |
| 2017 | 34 | 405,278 | 11,919 | --- |
| 2007 | 31 | 362,462 | 11,692 | --- |
| 2011 | 31 | 343,977 | 11,096 | --- |
| 2018 | 33 | 363,907 | 11,027 | --- |
| 2008 | 32 | 347,626 | 10,863 | --- |
| 2010 | 32 | 347,370 | 10,855 | --- |

Home Games

| Year | Games | Attendance | Avg. | National Ranking |
|------|-------|------------|--------|------------------|
| 1989 | 17 | 263,500 | 15,500 | 9th |
| 2001 | 16 | 248,000 | 15,500 | 12th |
| 1990 | 16 | 248,000 | 15,500 | 12th |
| 1988 | 16 | 248,000 | 15,500 | 10th |
| 1984 | 14 | 216,300 | 15,450 | 8th |
| 1996 | 15 | 231,244 | 15,416 | 11th |
| 1992 | 15 | 230,143 | 15,343 | 13th |
| 1994 | 15 | 229,676 | 15,312 | 9th |
| 1993 | 16 | 243,446 | 15,215 | 10th |
| 2002 | 17 | 258,511 | 15,207 | 12th |
| 1995 | 18 | 273,540 | 15,197 | 12th |
| 2000 | 13 | 197,030 | 15,156 | 13th |
| 1985 | 18 | 286,131 | 15,060 | 8th |
| 1991 | 17 | 252,856 | 14,874 | 13th |
| 1983 | 14 | 207,444 | 14,817 | 8th |
| 1986 | 13 | 192,068 | 14,774 | 9th |
| 1987 | 15 | 218,892 | 14,593 | 12th |
| 2014 | 17 | 254,588 | 14,976 | 17th |
| 1997 | 16 | 233,368 | 14,586 | 10th |
| 1999 | 15 | 212,595 | 14,173 | 17th |
| 2015 | 18 | 253,817 | 14,101 | 20th |
| 1998 | 16 | 223,404 | 13,963 | 14th |
| 2016 | 15 | 207,528 | 13,835 | 19th |
| 2013 | 20 | 272,496 | 13,625 | 21st |
| 1970 | 12 | 160,791 | 13,399 | 4th |
| 1980 | 13 | 173,745 | 13,365 | 11th |
| 1982 | 13 | 173,745 | 13,365 | 12th |
| 1981 | 14 | 185,876 | 13,276 | 13th |
| 2003 | 18 | 238,233 | 13,235 | 20th |
| 2004 | 14 | 181,680 | 12,977 | 23rd |
| 2017 | 20 | 250,959 | 12,547 | 23rd |
| 2019 | 18 | 231,650 | 12,869 | 23rd |
| 2020 | 16 | 197,713 | 12,357 | 27th |
| 2007 | 16 | 195,139 | 12,196 | 26th |
| 2022 | 18 | 217,895 | 12,105 | 27th |
| 2018 | 15 | 180,391 | 12,026 | 28th |
| 2006 | 17 | 204,102 | 12,006 | 25th |
| 2005 | 16 | 190,413 | 11,901 | 22nd |
| 2012 | 19 | 238,170 | 11,908 | 31st |
| 2011 | 16 | 186,157 | 11,635 | --- |

Note: Iowa home games moved from Iowa Fieldhouse (13,365) to Carver-Hawkeye Arena (15,500) for the final 10 home games in 1983. Due to Carver-Hawkeye Arena renovations, the capacity dropped from 15,500 to 15,400 in 2012 and 15,400 to 15,056 in 2019. Due to COVID-19 pandemic, no attendance rankings kept for 2021.

Biggest Margins of Victory

| Year | Score | Opponent | Margin |
|------|--------|---------------------------|--------|
| 1945 | 101-23 | Western Illinois | 78 |
| 1944 | 103-31 | Chicago | 72 |
| 1946 | 91-26 | South Dakota | 65 |
| 2013 | 103-41 | Abilene Christian | 62 |
| 1946 | 87-25 | Augustana | 62 |
| 1902 | 66-4 | Wilton | 62 |
| 2010 | 111-50 | SIUE | 61 |
| 1966 | 111-50 | Pepperdine | 61 |
| 1903 | 68-7 | Wilton | 61 |
| 1985 | 99-39 | Illinois Wesleyan | 60 |
| 1998 | 96-37 | Puerto Rico-Mayaguez | 59 |
| 1906 | 70-12 | Coe | 58 |
| 1907 | 73-16 | UNI | 57 |
| 1973 | 101-44 | Chicago State | 57 |
| 1992 | 101-45 | UMES | 56 |
| 1993 | 85-29 | UTRGV | 56 |
| 1993 | 101-47 | at American-Puerto Rico | 54 |
| 2020 | 106-53 | Northern Illinois | 53 |
| 1986 | 101-48 | Wisconsin | 53 |
| 1949 | 78-26 | Ithaca | 52 |
| 1996 | 93-41 | Western Illinois | 52 |
| 1908 | 63-12 | Cedar Rapids (YMCA) | 51 |
| 1970 | 111-60 | at Hawai'i | 51 |
| 1945 | 87-37 | South Dakota State | 50 |
| 1916 | 55-6 | Iowa Wesleyan | 49 |
| 1985 | 89-40 | Georgia State | 49 |
| 2021 | 109-61 | Western Michigan | 48 |
| 1998 | 112-64 | North Texas | 48 |
| 1944 | 82-34 | Western Illinois | 48 |
| 1987 | 95-47 | Delaware | 48 |
| 1980 | 113-66 | Colorado State | 47 |
| 1995 | 126-79 | Morgan State | 47 |
| 2018 | 110-64 | Savannah State | 46 |
| 2013 | 109-63 | UMES | 46 |
| 1993 | 104-58 | Central Connecticut State | 46 |
| 1996 | 104-58 | East Tennessee State | 46 |
| 1998 | 105-60 | Chicago State | 45 |
| 1906 | 65-20 | at Coe | 45 |
| 1906 | 70-25 | at UNI | 45 |
| 1992 | 121-76 | Centenary | 45 |
| 2012 | 90-46 | South Carolina State | 44 |
| 2013 | 82-39 | UNC Wilmington | 43 |
| 2011 | 96-53 | Chicago State | 43 |
| 1944 | 63-20 | Denver | 43 |
| 1965 | 111-68 | Michigan State | 43 |
| 1980 | 86-43 | Northern Illinois | 43 |
| 1981 | 98-55 | Detroit | 43 |
| 1985 | 89-46 | Morehead State | 43 |
| 1996 | 110-67 | Texas Southern | 43 |
| 2019 | 93-51 | Kennesaw State | 42 |
| 2007 | 101-59 | Georgia State | 42 |
| 2002 | 101-59 | Drake | 42 |
| 1906 | 51-9 | UNI | 42 |
| 1962 | 88-46 | Nevada | 42 |
| 1978 | 107-65 | Denver | 42 |
| 2020 | 99-58 | Western Illinois | 41 |
| 2011 | 105-64 | Central Arkansas | 41 |
| 1905 | 50-9 | Coe | 41 |
| 1933 | 52-11 | at Drake | 41 |
| 1947 | 73-32 | South Dakota State | 41 |
| 1961 | 105-64 | Arizona | 41 |
| 1965 | 106-55 | North Dakota | 41 |
| 1981 | 112-71 | Nevada-Reno | 41 |
| 1909 | 49-9 | UNI | 40 |
| 1979 | 95-55 | Illinois Wesleyan | 40 |
| 1985 | 105-65 | Wisconsin | 40 |
| 1991 | 104-64 | at Chaminade | 40 |
| 1997 | 67-37 | at Chaminade | 40 |

Biggest Margins of Defeat

| Year | Score | Opponent | Margin |
|------|--------|-------------------|--------|
| 1975 | 49-102 | at Indiana | 53 |
| 1990 | 71-118 | at Indiana | 47 |
| 1974 | 67-105 | at Kansas State | 38 |
| 1975 | 60-97 | at Oregon State | 37 |
| 1902 | 10-47 | at Minnesota | 37 |
| 2020 | 68-104 | at Purdue | 36 |
| 2017 | 89-54 | at Northwestern | 35 |
| 2010 | 53-88 | at Minnesota | 35 |
| 1975 | 54-89 | at Kansas | 35 |
| 1975 | 72-107 | at Purdue | 35 |
| 1974 | 54-89 | at Indiana | 35 |
| 1972 | 72-106 | at UCLA | 34 |
| 1914 | 13-47 | at Chicago | 34 |
| 2016 | 74-41 | vs. Virginia | 33 |
| 1990 | 85-118 | at Illinois | 33 |
| 2007 | 49-81 | at Michigan State | 32 |
| 1943 | 34-66 | at Illinois | 32 |
| 2015 | 50-82 | at Wisconsin | 32 |
| 2008 | 48-79 | at Ohio State | 31 |
| 1995 | 79-110 | at Indiana | 31 |
| 1990 | 96-127 | at Michigan | 31 |
| 1949 | 49-80 | at Illinois | 31 |
| 1905 | 17-48 | at Minnesota | 31 |

Iowa Streaks

| | |
|--------------------------------|---|
| All-game Wins: | 18, 1986-87 |
| All-game Home Wins: | 24, 1946-47 to 1948-49 |
| All games, in CHA: | 21, 2004-05 to 2006-07 |
| Most Home Wins, Season: | 17 (17-0), 2005-06 |
| All-game Road Wins: | 8, 1955-56 season; 1969-70 season |
| Non-conference Wins: | 33, 1944-45 to 1949-50 |
| Non-conf. Home Wins: | 77, 1942-43 to 1958-59 |
| Non-conf. Away Wins: | 9, 1979-80 |
| Big Ten Wins: | 14, 1969-70 season |
| Big Ten Home Wins: | 14, 1980-81 to 1981-82 |
| Big Ten Wins, CHA: | 12, 2004-05 to 2006-07 |
| Big Ten Away Wins: | 7, 1955-56 season; 1969-70 season |
| Season-opener Wins: | 31, 1978-79 to 2008-09 |
| Home-opener Wins: | 45, 1963-64 to 2008-09 |
| Away-opener Wins: | 8, 1930-31 to 1937-38 |
| All-game Losses: | 8, 1929-30 to 1930-31; 1973-74 season |
| All-game Home Losses: | 6, 1929-30 to 1930-31 |
| All-game Away Losses: | 18, 2008-09 to 2009-10 |
| Non-conference Losses: | 8, 1929-30 to 1930-31 |
| Non-conf. Home Losses: | 5, 1929-30 to 1939-31 |
| Non-conf. Away Losses: | 6, 2007-08 to 2010-11 |
| Big Ten Losses: | 10, 1910-11 to 1912-13 |
| Big Ten Home Losses: | 5, 1910-11 to 1912-13 |
| Big Ten Away Losses: | 13, 1928-29 to 1931-32 |
| Season-opener Losses: | 2, 1930-31 to 1931-32, 1969-70 to 1970-71, 2009-10 to 2010-11 |
| Home-opener Losses: | 2, 1930-31 to 1931-32, 2009-10 to 2010-11 |
| Away-opener Losses: | 5, 1967-68 to 1971-72 |

Iowa's Longest Winning Streaks

| Wins | Year | Final Record | |
|------|---------|--------------|---------|
| | | Overall | Big Ten |
| 18 | 1986-87 | 30-5 | 14-4 |
| 17 | 1955-56 | 20-6 | 13-1 |
| 16 | 1969-70 | 20-5 | 14-0 |
| 12 | 1951-52 | 19-3 | 11-3 |
| 12 | 1943-44 | 14-4 | 9-3 |
| 11 | 1998-99 | 20-10 | 9-7 |
| 11 | 1992-93 | 23-9 | 11-7 |
| 11 | 1922-23 | 13-2 | 11-1 |

**Points Per Game**

| | | |
|-----|------|------------------------|
| 1. | 18.1 | Dick Ives, 1943-44 |
| 2. | 15.3 | Jess Settles, 1993-94 |
| 3. | 15.0 | Ricky Davis, 1997-98 |
| 4. | 14.9 | Tyler Smith, 2006-07 |
| 5. | 14.4 | Dave Danner, 1943-44 |
| 6. | 13.4 | Ronnie Lester, 1976-77 |
| 7. | 12.5 | Roy Marble, 1985-86 |
| 8. | 12.3 | Tyler Cook, 2016-17 |
| 9. | 12.1 | Luka Garza, 2017-18 |
| 10. | 11.9 | Kevin Boyle, 1978-79 |

Total Points

| | | |
|-----|-----|--------------------------|
| 1. | 464 | Ricky Davis, 1997-98 |
| 2. | 461 | Tyler Smith, 2006-07 |
| 3. | 414 | Jess Settles, 1993-94 |
| 4. | 400 | Luka Garza, 2017-18 |
| 5. | 399 | Roy Marble, 1985-86 |
| 6. | 389 | Aaron White, 2011-12 |
| 7. | 388 | Joe Wieskamp, 2018-19 |
| 8. | 372 | Jordan Bohannon, 2016-17 |
| 9. | 363 | Ronnie Lester, 1976-77 |
| 10. | 357 | Ray Thompson, 1988-89 |
| 11. | 345 | Matt Gatens, 2008-09 |

Field Goal Percentage (minimum 2 made/game)

| | | |
|-----|----------------|-------------------------|
| 1. | .617 (116-188) | Cordell Pemsl, 2016-17 |
| 2. | .597 (148-248) | Ray Thompson, 1988-89 |
| 3. | .574 (156-272) | Jess Settles, 1993-94 |
| 4. | .572 (131-229) | Melsahn Basabe, 2010-11 |
| 5. | .557 (146-262) | Luka Garza, 2017-18 |
| 6. | .554 (128-231) | Tyler Cook, 2016-17 |
| 7. | .526 (91-173) | Greg Brunner, 2002-03 |
| 8. | .525 (85-162) | Joey Range, 1998-99 |
| 9. | .523 (157-300) | Roy Marble, 1985-86 |
| 10. | .518 (146-282) | Guy Rucker, 1996-97 |

Free Throw Percentage (minimum 2 att./game)

| | | |
|----|---------------|-----------------------|
| 1. | .904 (75-83) | Matt Gatens, 2008-09 |
| 2. | .789 (86-109) | Jess Settles, 1993-94 |
| 3. | .767 (56-73) | Jeff Horner, 2002-03 |
| 4. | .767 (79-103) | Joe Wieskamp, 2018-19 |
| 5. | .762 (96-126) | Dean Oliver, 1997-98 |
| 6. | .750 (72-96) | Kevin Boyle, 1978-79 |
| 7. | .727 (96-132) | Tyler Smith, 2006-07 |
| 8. | .722 (78-108) | Glen Worley, 2000-01 |
| 9. | .720 (85-118) | Roy Marble, 1985-86 |

3-Point Field Goal Percentage (1 att./game)*

| | | |
|-----|---------------|--------------------------|
| 1. | .461 (47-102) | CJ Fredrick, 2019-20 |
| 2. | .435 (30-69) | Jake Kelly, 2007-08 |
| 3. | .424 (59-139) | Joe Wieskamp, 2018-19 |
| 4. | .416 (89-214) | Jordan Bohannon, 2016-17 |
| 5. | .403 (52-129) | Matt Gatens, 2008-09 |
| 6. | .396 (19-48) | Ryan Luehrsmann, 1996-97 |
| 7. | .384 (28-73) | Kyle Galloway, 1999-00 |
| 8. | .381 (16-42) | Jess Settles, 1993-94 |
| 9. | .373 (47-126) | Brody Boyd, 2000-01 |
| 10. | .372 (45-121) | Josh Oglesby, 2011-12 |

3-Point Field Goals

| | | |
|-----|-------------------|---------------------------------|
| 1. | 89 (89-214) | Jordan Bohannon, 2016-17 |
| 2. | 59 (59-139) | Joe Wieskamp, 2018-19 |
| 3. | 52 (52-129) | Matt Gatens, 2008-09 |
| 4. | 47 (47-102) | CJ Fredrick, 2019-20 |
| | 47 (47-126) | Brody Boyd, 2000-01 |
| 6. | 45 (45-121) | Josh Oglesby, 2011-12 |
| 7. | 44 (44-137) | Chris Kingsbury, 1993-94 |
| 8. | 34 (34-93) | Payton Sandfort, 2021-22 |
| 9. | 30 (30-69) | Jake Kelly, 2007-08 |
| 10. | 29 (29-81) | Isaiah Moss, 2016-17 |

Rebounds

| | | |
|-----|-----|-------------------------|
| 1. | 211 | Luka Garza, 2017-18 |
| 2. | 210 | Melsahn Basabe, 2010-11 |
| 3. | 203 | Jess Settles, 1993-94 |
| 4. | 201 | Michael Payne, 1981-82 |
| 5. | 199 | Aaron White, 2011-12 |
| 6. | 186 | Kevin Boyle, 1978-79 |
| 7. | 181 | Adam Woodbury, 2012-13 |
| | 181 | Guy Rucker, 1996-97 |
| 9. | 172 | Joe Wieskamp, 2018-19 |
| 10. | 169 | Cordell Pemsl, 2016-17 |
| 11. | 162 | Greg Brunner, 2002-03 |

Assists**

| | | |
|-----|-----|---------------------------|
| 1. | 175 | Jordan Bohannon, 2016-17 |
| 2. | 140 | Jeff Horner, 2002-03 |
| 3. | 131 | Dean Oliver, 1997-98 |
| 4. | 122 | Cully Payne, 2009-10 |
| 5. | 114 | Pierre Pierce, 2001-02 |
| 6. | 105 | Anthony Clemmons, 2012-13 |
| 7. | 111 | Tyler Smith, 2006-07 |
| 8. | 101 | Kevin Smith, 1990-91 |
| 9. | 98 | Ronnie Lester, 1976-77 |
| 10. | 92 | Jeff Peterson, 2007-08 |

Steals***

| | | |
|----|----|------------------------|
| 1. | 45 | Tyler Smith, 2006-07 |
| | 45 | Kenyon Murray, 1992-93 |
| | 45 | Ray Thompson, 1988-89 |
| 4. | 42 | Dean Oliver, 1997-98 |
| 5. | 41 | Kevin Smith, 1990-91 |
| 6. | 40 | Mike Gesell, 2012-13 |
| | 40 | Jeff Horner, 2002-03 |
| | 40 | Joey Range, 1998-99 |
| | 40 | Jess Settles, 1993-94 |

Blocked Shots***

| | | |
|-----|----|-------------------------|
| 1. | 52 | Chris Street, 1990-91 |
| 2. | 50 | Acie Earl, 1989-90 |
| 3. | 41 | Melsahn Basabe, 2010-11 |
| 4. | 39 | Keegan Murray, 2020-21 |
| | 39 | Guy Rucker, 1996-97 |
| 6. | 34 | Ryan Bowen, 1994-95 |
| 7. | 32 | Luka Garza, 2017-18 |
| 8. | 30 | Greg Stokes, 1981-82 |
| 9. | 29 | Adam Woodbury, 2012-13 |
| 10. | 26 | Eric May, 2009-10 |

* - - 3-point field goals did not exist prior to 1986-87

** - - Assists were not recorded prior to 1974-75

*** - - Blocks and steals were not recorded prior to 1979-80

Note: Players listed in boldface are current players



Points Per Game

| | | |
|-----|------|--------------------------|
| 1. | 23.5 | Keegan Murray, 2021-22 |
| 2. | 19.9 | Ronnie Lester, 1977-78 |
| 3. | 17.7 | Greg Stokes, 1982-83 |
| 4. | 16.8 | Chris Kingsbury, 1995-96 |
| 5. | 16.3 | Acie Earl, 1990-91 |
| 6. | 16.1 | Pierre Pierce, 2003-04 |
| 7. | 15.8 | Don Nelson, 1959-60 |
| 8. | 15.6 | Jess Settles, 1994-95 |
| 9. | 15.3 | Tyler Cook, 2017-18 |
| 10. | 14.9 | Roy Marble, 1986-87 |
| 11. | 14.3 | Bill Logan, 1953-54 |
| 12. | 14.2 | Adam Haluska, 2004-05 |

Total Points

| | | |
|-----|-----|--------------------------|
| 1. | 822 | Keegan Murray, 2021-22 |
| 2. | 553 | Chris Kingsbury, 1995-96 |
| 3. | 548 | Greg Stokes, 1982-83 |
| 4. | 536 | Ronnie Lester, 1977-78 |
| 5. | 520 | Roy Marble, 1986-87 |
| | 520 | Acie Earl, 1990-91 |
| 7. | 506 | Tyler Cook, 2017-18 |
| 8. | 488 | Aaron White, 2012-13 |
| 9. | 468 | Pierre Pierce, 2003-04 |
| 10. | 467 | Adam Haluska, 2004-05 |
| 11. | 461 | Andre Woolridge, 1994-95 |
| 12. | 445 | Jordan Bohannon, 2017-18 |

Field Goal Percentage (minimum 2 made/game)

| | | |
|-----|----------------|-------------------------|
| 1. | .604 (55-91) | Ryan Bowen, 1995-96 |
| 2. | .566 (192-339) | Tyler Cook, 2017-18 |
| 3. | .564 (114-202) | Chris Street, 1991-92 |
| 4. | .557 (199-357) | Roy Marble, 1986-87 |
| 5. | .554 (307-554) | Keegan Murray, 2021-22 |
| 6. | .543 (219-403) | Greg Stokes, 1982-83 |
| 7. | .549 (123-224) | Greg Brunner, 2003-04 |
| 8. | .532 (84-158) | Jeff Moe, 1985-86 |
| 9. | .531 (156-294) | Luka Garza, 2018-19 |
| 10. | .524 (109-208) | Melsahn Basabe, 2011-12 |
| 11. | .522 (72-138) | Steve Waite, 1978-79 |
| 12. | .519 (153-295) | B.J. Armstrong, 1986-87 |

Free Throw Percentage (minimum 2 att./game)

| | | |
|-----|----------------|--------------------------|
| 1. | .904 (75-83) | Jordan Bohannon, 2017-18 |
| 2. | .860 (98-114) | Jeff Horner, 2003-04 |
| 3. | .856 (95-111) | Joe Wieskamp, 2019-20 |
| 4. | .849 (45-53) | Bob Hansen, 1980-81 |
| 5. | .841 (69-82) | Kyle Galloway, 1999-00 |
| | .841 (53-63) | Troy Skinner, 1989-90 |
| 7. | .835 (66-79) | Jake Kelly, 2008-09 |
| 8. | .832 (84-101) | Matt Gatens, 2009-10 |
| 9. | .819 (86-105) | Dick Peth, 1976-77 |
| 10. | .809 (38-47) | Ben McGilmer, 1965-66 |
| 11. | .808 (105-130) | Adam Haluska, 2004-05 |
| 12. | .804 (86-107) | Luka Garza, 2018-19 |

3-Point Field Goal Percentage (1 att./game)*

| | | |
|-----|---------------|--------------------------|
| 1. | .522 (70-134) | Kent McCausland, 1996-97 |
| 2. | .474 (36-76) | CJ Fredrick, 2020-21 |
| 3. | .471 (32-68) | Brady Ellingson, 2016-17 |
| 4. | .450 (27-60) | Dom Uhl, 2015-16 |
| 5. | .449 (22-49) | Zach McCabe, 2011-12 |
| 6. | .430 (96-324) | Jordan Bohannon, 2017-18 |
| 7. | .425 (65-153) | Jeff Horner, 2003-04 |
| 8. | .420 (34-81) | Brody Boyd, 2001-02 |
| 9. | .409 (38-98) | Val Barnes, 1990-91 |
| 10. | .398 (66-166) | Keegan Murray, 2021-22 |
| 11. | .397 (46-116) | Nicholas Baer, 2016-17 |
| 12. | .397 (23-58) | Jeff Peterson, 2008-09 |

3-Point Field Goals

| | | |
|-----|--------------------|-----------------------------|
| 1. | 117 (117-297) | Chris Kingsbury, 1994-95 |
| 2. | 96 (96-223) | Jordan Bohannon, 2017-18 |
| 3. | 70 (70-134) | Kent McCausland, 1996-97 |
| 4. | 66 (66-166) | Keegan Murray, 2021-22 |
| 5. | 65 (65-153) | Jeff Horner, 2003-04 |
| 6. | 58 (58-149) | Adam Haluska, 2004-05 |
| 7. | 52 (52-150) | Joe Wieskamp, 2019-20 |
| 8. | 46 (46-116) | Nicholas Baer, 2016-17 |
| 9. | 43 (43-111) | Kris Murray, 2021-22 |
| 10. | 38 (38-98) | Val Barnes, 1990-91 |

Rebounds

| | | |
|-----|-----|------------------------|
| 1. | 303 | Keegan Murray, 2021-22 |
| 2. | 247 | Chris Street, 1991-92 |
| 3. | 241 | Don Nelson, 1959-60 |
| 4. | 239 | Greg Brunner, 2003-04 |
| 5. | 234 | Aaron White, 2012-13 |
| | 234 | Gerry Jones, 1964-65 |
| 7. | 233 | Michael Payne, 1982-83 |
| 8. | 227 | Kevin Kunnert, 1970-71 |
| 9. | 224 | Tyler Cook, 2017-18 |
| 10. | 223 | Greg Stokes, 1982-83 |
| 11. | 197 | Nicholas Baer, 2016-17 |
| | 197 | Ed Hortgon, 1986-87 |
| | 197 | Dave Gunther, 1956-57 |

Assists**

| | | |
|-----|-----|---------------------------|
| 1. | 190 | Andre Woolridge, 1994-95 |
| 2. | 178 | Jordan Bohannon, 2017-18 |
| 3. | 163 | Ronnie Lester, 1977-78 |
| 4. | 148 | B.J. Armstrong, 1986-87 |
| 5. | 142 | Kenny Arnold, 1979-80 |
| 6. | 140 | Mon'ter Gasper, 1993-94 |
| 7. | 136 | Dean Oliver, 1998-99 |
| 8. | 128 | Mike Gesell, 2013-14 |
| 9. | 126 | Roy Devyn Marble, 2011-12 |
| 10. | 123 | Jeff Horner, 2003-04 |

Steals***

| | | |
|-----|----|---------------------------|
| 1. | 56 | Kenyon Murray, 1993-94 |
| 2. | 53 | Roy Devyn Marble, 2011-12 |
| 3. | 51 | Dean Oliver, 1998-99 |
| 4. | 50 | B.J. Armstrong, 1986-87 |
| 5. | 48 | Nicholas Baer, 2016-17 |
| 6. | 45 | Keegan Murray, 2021-22 |
| | | Mon'ter Gasper, 1993-94 |
| 8. | 43 | Mike Gesell, 2013-14 |
| | 43 | James Moses, 1989-90 |
| 10. | 42 | Andre Woolridge, 1994-95 |
| 11. | 41 | Aaron White, 2012-13 |
| | 41 | Ryan Luehrsmann, 1997-98 |
| | 41 | Chris Kingsbury, 1994-95 |

Blocked Shots***

| | | |
|-----|-----------|-----------------------------|
| 1. | 106 | Acie Earl, 1990-91 |
| 2. | 79 | Greg Stokes, 1982-83 |
| 3. | 68 | Keegan Murray, 2021-22 |
| 4. | 43 | Nicholas Baer, 2016-17 |
| 5. | 40 | Erek Hansen, 2003-04 |
| 6. | 36 | Melsahn Basabe, 2011-12 |
| 7. | 32 | Greg Brunner, 2003-04 |
| 8. | 31 | Kris Murray, 2021-22 |
| | | Glen Worley, 2001-02 |
| 10. | 27 | Aaron White, 2012-13 |
| 11. | 25 | Jared Reiner, 2001-02 |
| | 25 | J.R. Koch, 1996-97 |

* - 3-point field goals did not exist prior to 1986-87

** - Assists were not recorded prior to 1974-75

*** - Blocks and steals were not recorded prior to 1979-80

Note: Players listed in boldface are current players

**Points Per Game**

| | | |
|-----|------|--------------------------|
| 1. | 23.9 | Luka Garza, 2019-20 |
| 2. | 23.7 | Don Nelson, 1960-61 |
| 3. | 22.6 | Sam Williams, 1966-67 |
| 4. | 21.1 | Chris Pervall, 1964-65 |
| 5. | 19.8 | Dave Gunther, 1957-58 |
| 6. | 19.7 | John Johnson, 1968-69 |
| 7. | 19.5 | Rick Williams, 1971-72 |
| | 19.5 | Acie Earl, 1991-92 |
| 9. | 18.7 | Ronnie Lester, 1978-1979 |
| 10. | 18.6 | Bruce King, 1975-76 |

Total Points

| | | |
|-----|-----|---------------------------|
| 1. | 740 | Luka Garza, 2019-20 |
| 2. | 592 | B.J. Armstrong, 1987-88 |
| 3. | 586 | Acie Earl, 1991-92 |
| 4. | 570 | Don Nelson, 1960-61 |
| 5. | 554 | Roy Devyn Marble, 2012-13 |
| 6. | 544 | Sam Williams, 1966-67 |
| 7. | 529 | Reggie Evans, 2000-01 |
| 8. | 524 | Ronnie Lester, 1978-1979 |
| 9. | 522 | Roy Marble, 1987-88 |
| 10. | 514 | Peter Jok, 2015-16 |

Field Goal Percentage (minimum 2 made/game)

| | | |
|-----|----------------|-------------------------|
| 1. | .600 (75-125) | J.R. Koch, 1997-98 |
| 2. | .592 (138-233) | Gerry Wright, 1985-1986 |
| 3. | .592 (109-184) | Rodell Davis, 1990-91 |
| 4. | .584 (143-245) | Aaron White, 2013-14 |
| 5. | .574 (163-284) | Greg Stokes, 1983-1984 |
| 6. | .566 (103-182) | Jarryd Cole, 2009-10 |
| 7. | .564 (66-117) | Matt Bullard, 1988-89 |
| 8. | .564 (53-94) | Les Jepsen, 1988-89 |
| 9. | .554 (190-343) | Roy Marble, 1987-88 |
| 10. | .553 (120-217) | Ryan Bowen, 1996-97 |

Free Throw Percentage (minimum 2 att./game)

| | | |
|-----|----------------|--------------------------|
| 1. | .878 (65-74) | Ben McGilmer, 1968-69 |
| 2. | .874 (76-87) | Matt Gatens, 2010-11 |
| 3. | .872 (102-117) | Jordan Bohannon, 2018-19 |
| 4. | .863 (113-131) | Rick Williams, 1971-72 |
| 5. | .862 (81-94) | Val Barnes, 1991-92 |
| | .862 (163-189) | Glenn Vidnovic, 1968-69 |
| 7. | .856 (77-90) | Luke Recker, 2000-01 |
| 8. | .852 (92-108) | Peter Jok, 2015-16 |
| 9. | .849 (124-146) | B.J. Armstrong, 1987-88 |
| 10. | .848 (112-132) | Adam Haluska, 2005-06 |
| 11. | .845 (136-161) | Ronnie Lester, 1978-79 |
| | .845 (98-116) | Troy Skinner, 1990-91 |

3-Point Field Goal Percentage (1 att./game)*

| | | |
|-----|---------------|--------------------------|
| 1. | .471 (16-34) | J.R. Koch, 1997-98 |
| 2. | .462 (73-158) | Joe Wieskamp, 2020-21 |
| 3. | .460 (74-161) | Kent McCausland, 1997-98 |
| 4. | .455 (45-99) | Justin Johnson, 2006-07 |
| 5. | .453 (62-137) | B.J. Armstrong, 1987-88 |
| 6. | .431 (47-109) | Luke Recker, 2000-01 |
| 7. | .421 (48-114) | Isaiah Moss, 2018-19 |
| 8. | .408 (86-211) | Jeff Horner, 2004-05 |
| 9. | .403 (31-77) | Josh Oglesby, 2013-14 |
| 10. | .402 (80-199) | Peter Jok, 2015-16 |

3-Point Field Goals

| | | |
|----|-------------|--------------------------|
| 1. | 86 (86-211) | Jeff Horner, 2004-05 |
| 2. | 80 (80-199) | Peter Jok, 2015-16 |
| 3. | 79 (79-206) | Jordan Bohannon, 2018-19 |
| 4. | 74 (74-161) | Kent McCausland, 1997-98 |
| 5. | 73 (73-158) | Joe Wieskamp, 2020-21 |
| 6. | 64 (64-185) | Adam Haluska, 2005-06 |
| 7. | 62 (62-137) | B.J. Armstrong, 1987-88 |
| 8. | 57 (57-142) | Rob Griffin, 1999-00 |

Rebounds

| | | |
|-----|-----|-------------------------|
| 1. | 416 | Reggie Evans, 2000-01 |
| 2. | 353 | Kevin Kunnert, 1971-72 |
| 3. | 305 | Luka Garza, 2019-20 |
| 4. | 292 | Bruce King, 1975-76 |
| 5. | 275 | Greg Brunner, 2004-05 |
| 6. | 264 | Ryan Bowen, 1996-97 |
| 7. | 258 | Don Nelson, 1960-61 |
| 8. | 256 | John Johnson, 1968-69 |
| 9. | 252 | Tyler Cook, 2018-19 |
| 10. | 249 | George Peeples, 1964-65 |
| 11. | 239 | Jess Settles, 1995-96 |

Assists**

| | | |
|------------|------------|----------------------------------|
| 1. | 193 | Andre Woolridge, 1995-96 |
| 2. | 182 | Bryce Cartwright, 2010-11 |
| 3. | 180 | Jeff Horner, 2004-05 |
| 4. | 155 | B.J. Armstrong, 1987-88 |
| 5. | 147 | Ronnie Lester, 1978-79 |
| 6. | 135 | Mike Gesell, 2014-15 |
| 7. | 134 | Steve Carfino, 1982-1983 |
| 8. | 126 | Dean Oliver, 1999-00 |
| 9. | 118 | Jordan Bohannon, 2018-19 |
| 10. | 114 | Joe Toussaint, 2021-22 |
| 11. | 112 | Roy Devyn Marble, 2012-13 |
| 12. | 112 | Connor McCaffery, 2020-21 |
| 13. | 110 | Kevin Smith, 1992-93 |
| | 110 | Kenny Arnold, 1980-1981 |

Steals***

| | | |
|-----|----|---------------------------|
| 1. | 62 | Dean Oliver, 1999-00 |
| 2. | 61 | B.J. Armstrong, 1987-88 |
| 3. | 60 | Roy Marble, 1987-88 |
| 4. | 58 | Kenyon Murray, 1994-95 |
| 5. | 55 | Ryan Bowen, 1996-97 |
| 6. | 52 | Jim Bartels, 1993-94 |
| 7. | 51 | Joe Toussaint, 2021-22 |
| 8. | 49 | Pierre Pierce, 2004-05 |
| 9. | 48 | Jess Settles, 1995-96 |
| 10. | 47 | Jeff Horner, 2004-05 |
| 11. | 42 | Roy Devyn Marble, 2012-13 |

Blocked Shots***

| | | |
|-----|-----|--------------------------|
| 1. | 121 | Acie Earl, 1991-92 |
| 2. | 83 | Erek Hansen, 2004-05 |
| 3. | 58 | Greg Stokes, 1983-84 |
| 4. | 56 | Jarrod Uthoff, 2014-15 |
| 5. | 55 | Luka Garza, 2019-20 |
| 6. | 53 | Kurt Looby, 2006-07 |
| 7. | 45 | Melsahn Basabe, 2012-13 |
| 8. | 43 | Gabriel Olaseni, 2013-14 |
| 9. | 34 | Glen Worley, 2002-03 |
| | 34 | Jared Reiner, 2002-03 |
| 11. | 33 | Gerry Wright, 1985-1986 |

* - 3-point field goals did not exist prior to 1986-87

** - Assists were not recorded prior to 1974-75

*** - Blocks and steals were not recorded prior to 1979-80

Note: Players listed in boldface are current players



Points Per Game

| | | |
|-----|------|--------------------------|
| 1. | 27.9 | John Johnson, 1969-70 |
| 2. | 27.6 | Fred Brown, 1970-71 |
| 3. | 25.5 | Chuck Darling, 1951-52 |
| 4. | 25.3 | Sam Williams, 1967-68 |
| 5. | 24.1 | Luka Garza, 2020-21 |
| 6. | 21.9 | Dave Gunther, 1958-59 |
| 7. | 21.0 | Bruce King, 1976-77 |
| 8. | 20.5 | Adam Haluska, 2006-07 |
| | 20.5 | Roy Marble, 1988-89 |
| 10. | 20.2 | Andre Woolridge, 1996-97 |

Total Points

| | | |
|-----|-----|--------------------------|
| 1. | 747 | Luka Garza, 2020-21 |
| 2. | 699 | John Johnson, 1969-70 |
| 3. | 675 | Roy Marble, 1988-89 |
| 4. | 662 | Fred Brown, 1970-71 |
| 5. | 645 | Andre Woolridge, 1996-97 |
| 6. | 637 | Peter Jok, 2016-17 |
| | 637 | Adam Haluska, 2006-07 |
| 8. | 632 | Sam Williams, 1967-68 |
| 9. | 624 | Jarrod Uthoff, 2015-16 |
| 10. | 604 | Ed Horton, 1988-89 |
| 11. | 600 | Luke Recker, 2001-02 |

Field Goal Percentage (minimum 2 made/game)

| | | |
|-----|----------------|-------------------------|
| 1. | .622 (155-249) | Les Jepsen, 1989-90 |
| 2. | .609 (151-248) | Russ Millard, 1995-96 |
| 3. | .607 (91-150) | Kent Hill, 1987-88 |
| 4. | .603 (164-272) | Ryan Bowen, 1997-98 |
| 5. | .594 (63-106) | Michael Ingram, 1989-90 |
| 6. | .590 (184-312) | Bill Jones, 1987-88 |
| 7. | .581 (93-160) | Erik Hansen, 2005-06 |
| 8. | .563 (289-508) | John Johnson, 1969-70 |
| 9. | .568 (92-162) | Jarryd Cole, 2010-11 |
| 10. | .565 (70-124) | Al Lorenzen, 1987-88 |

Free Throw Percentage (minimum 2 att./game)

| | | |
|-----|----------------|-----------------------------------|
| 1. | .911 (154-169) | Peter Jok, 2016-17 |
| 2. | .889 (80-90) | Jordan Bohannon, 2021-22 (6th yr) |
| 3. | .885 (108-122) | Luke Recker, 2001-02 |
| 4. | .875 (133-152) | Glenn Vidnovic, 1969-70 |
| 5. | .870 (167-192) | Adam Haluska, 2006-07 |
| | .870 (114-131) | Tom Chapman, 1966-67 |
| 7. | .854 (111-130) | Matt Gatens, 2011-12 |
| 8. | .851 (63-74) | Rick Williams, 1972-73 |
| 9. | .845 (93-110) | Jimmy Rodgers, 1964-65 |
| 10. | .840 (68-81) | Dick Peth, 1978-79 |
| 11. | .837 (41-49) | Mike Heitman, 1959-60 |

3-Point Field Goal Percentage (1 att./game)*

| | | |
|-----|---------------|--------------------------|
| 1. | .475 (29-61) | Michael Reaves, 1987-88 |
| 2. | .471 (33-70) | Ryan Hogan, 2001-02 |
| 3. | .440 (44-100) | Luka Garza, 2020-21 |
| 4. | .440 (22-50) | Russ Millard, 1995-96 |
| 5. | .421 (59-140) | Kent McCausland, 1998-99 |
| 6. | .413 (92-223) | Luke Recker, 2001-02 |
| | .413 (59-143) | Jim Bartels, 1994-95 |
| 8. | .410 (75-183) | Matt Gatens, 2011-12 |
| 9. | .397 (46-116) | B.J. Armstrong, 1988-89 |
| 10. | .396 (21-53) | Roy Marble, 1988-89 |

3-Point Field Goals

| | | |
|----|-------------|-----------------------------------|
| 1. | 92 (92-223) | Luke Recker, 2001-02 |
| 2. | 91 (91-238) | Jordan Bohannon, 2021-22 (6th yr) |
| 3. | 90 (90-248) | Adam Haluska, 2006-07 |
| 4. | 84 (64-221) | Peter Jok, 2016-17 |
| 5. | 80 (80-205) | Jordan Bohannon, 2020-21 |
| 6. | 75 (75-183) | Matt Gatens, 2011-12 |
| 7. | 70 (70-201) | Jeff Horner, 2005-06 |
| 8. | 71 (71-178) | Jeff Moe, 1987-88 |
| 9. | 65 (65-211) | Chris Kingsbury, 1996 |
| | 65 (65-179) | Dean Oliver, 2000-01 |

Rebounds

| | | |
|-----|-----|------------------------|
| 1. | 378 | Reggie Evans, 2001-02 |
| 2. | 350 | Ed Horton, 1988-89 |
| 3. | 334 | Kevin Kunnert, 1972-73 |
| 4. | 332 | Bruce King, 1976-77 |
| 5. | 314 | Greg Brunner, 2005-06 |
| 6. | 281 | Les Jepsen, 1989-90 |
| 7. | 276 | Dan Frost, 1975-76 |
| 8. | 273 | Adam Woodbury, 2015-16 |
| | 273 | Sam Williams, 1967-68 |
| 10. | 271 | Luka Garza, 2020-21 |
| 11. | 268 | Brad Lohaus, 1986-87 |
| | 268 | Dave Gunther, 1958-59 |

Assists**

| | | |
|-----|-----|---------------------------|
| 1. | 205 | Mike Gesell, 2015-16 |
| 2. | 192 | Andre Woolridge, 1996-97 |
| 3. | 191 | Cal Wulfsberg, 1975-76 |
| 4. | 173 | B.J. Armstrong, 1988-89 |
| 5. | 169 | Jeff Horner, 2005-06 |
| 6. | 168 | Dean Oliver, 2000-01 |
| 7. | 154 | Bryce Cartwright, 2011-12 |
| 8. | 136 | Vince Brookins, 1980-81 |
| 9. | 135 | Jordan Bohannon, 2020-21 |
| 10. | 119 | Andre Banks, 1985-86 |
| 11. | 118 | Roy Devyn Marble, 2013-14 |

Steals***

| | | |
|-----|----|---------------------------|
| 1. | 79 | Ryan Bowen, 1997-98 |
| 2. | 72 | Bill Jones, 1987-88 |
| 3. | 70 | Jim Bartels, 1994-95 |
| 4. | 68 | Brody Boyd, 2003-04 |
| 5. | 66 | Andre Banks, 1985-86 |
| | 66 | Steve Carfino, 1983-84 |
| 7. | 60 | Roy Devyn Marble, 2013-14 |
| 8. | 59 | B.J. Armstrong, 1988-89 |
| 9. | 56 | Luke Recker, 2001-02 |
| 10. | 54 | Reggie Evans, 2001-02 |

Blocked Shots***

| | | |
|-----|----|--------------------------|
| 1. | 89 | Erek Hansen, 2005-06 |
| 2. | 86 | Jarrod Uthoff, 2015-16 |
| 3. | 88 | Acie Earl, 1992-93 |
| 4. | 54 | Gabriel Olaseni, 2014-15 |
| 5. | 50 | Luka Garza, 2020-21 |
| 6. | 43 | Kurt Looby, 2007-08 |
| 7. | 41 | Ryan Bowen, 1997-98 |
| 8. | 37 | Brad Lohaus, 1986-87 |
| 9. | 36 | Nicholas Baer, 2018-19 |
| 10. | 32 | J.R. Koch, 1998-99 |
| 11. | 31 | Les Jepsen, 1989-90 |
| 12. | 28 | Doug Thomas, 2005-06 |

* - - 3-point field goals did not exist prior to 1986-87

** - - Assists were not recorded prior to 1974-75

*** - - Blocks and steals were not recorded prior to 1979-80

Note: Players listed in boldface are current players

| | | | |
|-----|----------------------|-----------|----------|
| 103 | Michigan State | 77 | 2/14/70 |
| 103 | Jacksonville | 104 | 3/12/70 |
| 103 | San Jose State | 105 (3OT) | 12/21/74 |
| 103 | Pittsburgh | 80 | 12/30/76 |
| 103 | Northeastern | 80 | 11/30/86 |
| 103 | Loyola-Marymount | 80 | 12/6/86 |
| 103 | Northwestern | 76 | 3/5/87 |
| 103 | Michigan | 120 | 2/3/88 |
| 103 | Michigan State | 87 | 3/3/88 |
| 103 | Wisconsin | 70 | 3/10/88 |
| 103 | Eastern Michigan | 66 | 12/21/92 |
| 103 | Drake | 68 | 11/29/94 |
| 103 | Southern University | 76 | 11/27/20 |
| 102 | Michigan State | 98 | 2/26/72 |
| 102 | Dartmouth | 87 | 1/23/88 |
| 102 | Florida State | 98 | 3/18/88 |
| 102 | Georgia | 76 | 12/3/88 |
| 102 | Central Florida | 68 | 12/14/88 |
| 102 | Northwestern | 84 | 2/2/89 |
| 102 | Long Island | 72 | 12/17/94 |
| 102 | Nebraska | 64 | 3/4/21 |
| 101 | Western Illinois | 23 | 12/9/44 |
| 101 | Purdue | 85 | 2/20/65 |
| 101 | Drake | 78 | 12/22/69 |
| 101 | Chicago State | 44 | 12/1/72 |
| 101 | Wisconsin | 48 | 2/20/86 |
| 101 | Indiana | 88 | 1/22/87 |
| 101 | Michigan State | 72 | 2/6/88 |
| 101 | UMES | 45 | 11/23/91 |
| 101 | American-Puerto Rico | 47 | 12/20/92 |
| 101 | Long Beach State | 79 | 12/4/93 |
| 101 | Connecticut (OT) | 95 | 11/24/95 |
| 101 | Long Island | 69 | 11/29/98 |
| 101 | Drake | 59 | 12/12/01 |
| 101 | Georgia State | 59 | 12/20/06 |
| 100 | Creighton | 73 | 12/21/68 |
| 100 | Indiana | 93 | 1/31/70 |
| 100 | Wisconsin | 76 | 2/17/73 |
| 100 | Bradley | 96 | 12/8/75 |
| 100 | Kansas | 81 | 11/28/87 |
| 100 | Iowa State | 102 (OT) | 12/19/87 |
| 100 | Miss. Valley State | 69 | 12/1/92 |
| 100 | Colorado | 85 | 12/28/95 |

Opponents 100 Point Games (6-47)

| | |
|---------------------------------|------------|
| Minnesota 102, Iowa 81 | 2/25/19/57 |
| Illinois 103, Iowa 97 | 1/12/1959 |
| Michigan State 107, Iowa 82 | 2/15/1964 |
| Michigan State 107, Iowa 89 | 2/22/1964 |
| Michigan 103, Iowa 88 | 2/28/1966 |
| Illinois 106, Iowa 90 | 3/5/1966 |
| Cincinnati 114, Iowa 105 | 12/18/1969 |
| Wisconsin 100, Iowa 119 | 2/10/1970 |
| Purdue 107, Iowa 108 | 2/28/1970 |
| Northwestern 101, Iowa 115 | 3/7/1970 |
| Jacksonville 104, Iowa 103 | 3/12/1970 |
| Notre Dame 106, Iowa 121 | 3/14/1970 |
| Indiana 104, Iowa 88 | 3/6/1971 |
| Purdue 110, Iowa 84 | 3/13/1971 |
| UCLA 106, Iowa 72 | 12/4/1971 |
| Michigan State 100, Iowa 91 | 2/12/1972 |
| Kansas State 105, Iowa 67 | 12/11/1973 |
| Wisconsin 113, Iowa 87 | 2/9/1974 |
| Purdue 111, Iowa 112 (3OT) | 2/11/1974 |
| San Jose St 105, Iowa 103 (3OT) | 12/21/1974 |
| Indiana 102, Iowa 49 | 1/11/1975 |
| Purdue 107, Iowa 72 | 2/3/1975 |
| Michigan State 105, Iowa 88 | 1/5/1976 |
| Michigan 104, Iowa 95 | 1/31/1976 |
| Indiana 101, Iowa 81 | 2/23/1976 |
| Cal-Irvine 103, Iowa 105 | 12/29/1986 |
| Michigan 100, Iowa 92 | 1/31/1987 |
| Iowa State 102, Iowa 100 (OT) | 12/19/1987 |
| Michigan 120, Iowa 103 | 2/3/1988 |
| Indiana 116, Iowa 89 | 3/12/1988 |
| Cal-Riverside 110, Iowa 92 | 12/25/1988 |
| Ohio State 102, Iowa 91 | 1/19/1989 |
| Indiana 104, Iowa 89 | 1/30/1989 |
| Michigan 108, Iowa 107 (2OT) | 2/9/1989 |
| Michigan 119, Iowa 96 | 3/4/1989 |
| Illinois 118, Iowa 94 | 3/8/1989 |
| N.C. State 102, Iowa 96 (2OT) | 3/19/1989 |
| Indiana 118, Iowa 71 | 2/17/1990 |
| Minnesota 102, Iowa 80 | 2/24/1990 |

| | |
|------------------------------|------------|
| Illinois 118, Iowa 85 | 3/4/1990 |
| Michigan 127, Iowa 96 | 3/10/1990 |
| Illinois 105, Iowa 90 | 1/19/1994 |
| Minnesota 107, Iowa 96 (3OT) | 3/5/1994 |
| Arkansas 101, Iowa 92 | 12/30/1994 |
| Illinois 104, Iowa 95 (OT) | 2/11/1995 |
| Indiana 110, Iowa 79 | 3/12/1995 |
| Georgia 100, Iowa 93 | 3/11/1998 |
| North Carolina 106, Iowa 92 | 11/24/2004 |
| Indiana 103, Iowa 89 | 1/29/2012 |
| Oregon 108, Iowa 97 | 3/18/2012 |
| Memphis 100, Iowa 92 | 11/26/2016 |
| Minnesota 101, Iowa 90 (2OT) | 2/8/2017 |
| Minnesota 102, Iowa 95 (OT) | 12/25/20 |

Iowa's Record By Decade

| Years | Record | PCT. |
|---------------|--------------------|-------------|
| 1902-1910 | 71-41 | .634 |
| 1911-1920 | 83-78 | .516 |
| 1921-1930 | 86-83 | .509 |
| 1931-1940 | 96-95 | .503 |
| 1941-1950 | 128-63 | .670 |
| 1951-1960 | 147-83 | .639 |
| 1961-1970 | 143-98 | .593 |
| 1971-1980 | 145-121 | .545 |
| 1981-1990 | 207-103 | .668 |
| 1991-2000 | 194-115 | .628 |
| 2000-2009 | 171-130 | .568 |
| 2010-2019 | 189-152 | .554 |
| 2020- | 58-27 | .682 |
| Totals | 1,718-1,190 | .591 |

TOP SCORING AVERAGES (MINIMUM TWO YEARS)

| Player, Years | Games | Average | Points | Career High |
|--------------------------|-------|---------|--------|----------------------------|
| Sam Williams, 1967-68 | 49 | 24.0 | 1,176 | 39 vs. Northwestern, 1967 |
| John Johnson, 1969-70 | 49 | 23.9 | 1,172 | 49 vs. Northwestern, 1970 |
| Fred Brown, 1970-71 | 48 | 22.7 | 1,091 | 37 vs. Purdue, 1971 |
| Don Nelson, 1960-62 | 72 | 21.2 | 1,522 | 39 vs. Wisconsin, 1962 |
| Luka Garza, 2018-21 | 127 | 18.2 | 2,306 | 44 at Michigan, 2019 |
| Dave Gunther, 1957-59 | 66 | 18.0 | 1,188 | 37 vs. Ohio State, 1959 |
| Luke Recker, 2001-02 | 53 | 17.5 | 926 | 31 at Missouri, 2001 |
| Charles Darling, 1950-52 | 63 | 17.4 | 1,094 | 34, twice |
| Bruce King, 1975-77 | 80 | 17.0 | 1,361 | 42 vs. Pittsburgh, 1977 |
| Ronnie Lester, 1977-80 | 99 | 16.9 | 1,675 | 31, twice |
| Gerry Jones, 1965-67 | 64 | 16.2 | 1,039 | 32 vs. Minnesota, 1966 |
| Adam Haluska, 2005-07 | 98 | 16.1 | 1,578 | 36 vs. Georgia State, 2006 |
| Dan Frost, 1975-76 | 49 | 16.1 | 790 | 29 vs. Bradley, 1976 |
| Bill Logan, 1954-56 | 74 | 16.1 | 1,188 | 36 vs. Temple, 1956 |
| Glenn Vidnovic, 1968-70 | 59 | 16.1 | 949 | 31 vs. Indiana, 1970 |
| Kevin Kunnert, 1971-73 | 72 | 15.9 | 1,145 | 34 vs. Indiana, 1972 |
| Keegan Murray, 2021-22 | 66 | 15.8 | 1,046 | 37 vs. Nebraska, 2022 |
| Roy Marble, 1986-89 | 134 | 15.8 | 2,116 | 37 vs. Illinois, 1989 |
| Chad Calabria, 1968-70 | 74 | 15.8 | 1,168 | 31 vs. Notre Dame, 1970 |
| Andre Woolridge, 1995-97 | 97 | 15.7 | 1,526 | 34 vs. Northwestern, 1997 |
| Reggie Evans, 2001-02 | 69 | 15.3 | 1,054 | 30, twice |
| Acie Earl, 1990-93 | 116 | 15.3 | 1,779 | 36 vs. Wisconsin, 1993 |
| George Peeples, 1964-66 | 68 | 15.1 | 1,025 | 32 vs. Purdue, 1965 |



IOWA'S NCAA TOURNAMENT RECORDS

Individual

| | |
|------------------|---|
| Points | 36, Bill Logan vs. Temple, 3/22/1956 36, Luka Garza vs. Oregon, 3/22/2021 |
| FG | 15, Chad Calabria vs. Notre Dame, 3/14/1970 |
| FGA | 31, John Johnson vs. Notre Dame, 3/14/1970 |
| 3-pt. FG | 6, Dean Oliver vs. Kentucky, 3/17/2001 6, B.J. Armstrong vs. Rutgers, 3/17/1989 |
| 3-pt. FGA | 9, Adam Haluska vs. Northwestern State, 3/17/2006 9, Dean Oliver vs. Kentucky, 3/17/2001 9, Kent McCausland vs. Arkansas, 3/13/1999 9, B.J. Armstrong vs. Rutgers, 3/17/1989 |
| FT | 16, B.J. Armstrong vs. Florida State, 3/18/1988 |
| FTA | 20, B.J. Armstrong vs. Florida State, 3/18/1988 |
| Rebounds | 18, Bill Schoof vs. Temple, 3/22/1956 |
| Assists | 10, Andre Woolridge vs. Virginia, 3/13/1997 10, B.J. Armstrong vs. Oklahoma, 3/20/1987 |
| Blocks | 8, Acie Earl vs. Duke, 3/21/1992 |
| Steals | 5, Chris Street vs. East Tennessee State, 3/14/1991 5, Steve Carfino vs. Utah State, 3/17/1983 |

Team

| | |
|------------------|---|
| Points | 121 vs. Notre Dame, 3/14/1970 |
| Pts/Half | 75 vs. Notre Dame, 3/14/1970 |
| FG | 52 vs. Notre Dame, 3/14/1970 |
| FGA | 100 vs. Morehead State, 3/16/1956 |
| FG% | 63.5% vs. Rutgers (33-of-52), 3/17/1989 |
| 3-pt. FG | 12 vs. UAB, 3/11/1999 |
| 3-pt. FGA | 23 vs. UAB, 3/11/1999 |
| 3-pt. FG% | 70% vs. East Tennessee State (7-of-10), 3/14/1991 |
| FT | 35 vs. Morehead State, 3/16/1956 |
| FTA | 52 vs. Morehead State, 3/16/1956 |
| FT% | 95.2% vs. N.C. State (20-of-21), 3/19/1989 |
| Rebounds | 60 vs. Morehead State, 3/16/1956 |
| Assists | 25 vs. VCU, 3/6/1980 |
| Blocks | 10 vs. Duke, 3/21/1992 |
| Steals | 13 vs. Santa Clara, 3/13/87 |

IOWA'S NIT RECORDS

(Includes preseason and postseason NIT)

Individual

| | |
|------------------|---|
| Points | 31, Roy Devyn Marble at Oregon, 3/18/2012 |
| FG | 11, Ryan Bowen vs. Georgia, 3/11/1998 |
| FGA | 21, Ricky Davis vs. Georgia, 3/11/1998 |
| 3-pt. FG | 7, Jordan Bohannon vs. TCU, 3/19/2017 7, Roy Devyn Marble at Oregon, 3/18/2012 |
| 3-pt. FGA | 13, Chris Kingsbury vs. Ohio Univ., 3/21/1995 |
| FT | 13, Chauncey Leslie vs. Georgia Tech, 3/24/2003 |
| FTA | 15, Chauncey Leslie vs. Georgia Tech, 3/24/2003 |
| Rebounds | 13, Aaron White vs. Indiana State, 3/20/2013 |
| Assists | 13, Jordan Bohannon vs. TCU, 3/19/2017 |
| Blocks | 4, Ryan Bowen vs. Penn State, 3/23/1995 |
| Steals | 5, Jim Bartels vs. DePaul, 3/15/1995 |

Team

| | |
|------------------|---------------------------------|
| Points | 97 at Oregon, 3/18/2012 |
| Pts/Half | 51 at Oregon, 3/18/2012 |
| FG | 37 at Oregon, 3/18/2012 |
| FGA | 74 vs. Georgia, 3/11/1998 |
| FG% | 56.9% vs. Dayton, 3/13/2012 |
| 3-pt. FG | 16 vs. TCU, 3/19/2017 |
| 3-pt. FGA | 30 vs. TCU, 3/19/2017 |
| 3-pt. FG% | 53.3% vs. TCU, 3/19/2017 |
| FT | 24 vs. Georgia Tech, 3/24/2003 |
| FTA | 31 vs. Georgia Tech, 3/24/2003 |
| FT% | 100.0% at Virginia, 3/27/2013 |
| Rebounds | 42 vs. Indiana State, 3/20/2013 |
| Assists | 26 vs. TCU, 3/19/2017 |
| Blocks | 8 vs. Penn State, 3/23/1995 |
| Steals | 17 vs. Georgia, 3/11/1998 |



Luka Garza tied Bill Logan's 65-year old record scoring record in an NCAA Tournament game with 36 points against Oregon in the 2021 NCAA Tournament Second Round.

IOWA'S B1G TOURNAMENT RECORDS

Individual

| | |
|------------------|---|
| Points | 32, Keegan Murray vs. Indiana, 3/12/2022 |
| FG | 11, Keegan Murray vs. Indiana, 3/12/2022 |
| | 11, Keegan Murray vs. Northwestern, 3/10/2022 |
| | 11, Dean Oliver vs. Michigan State, 3/10/2000 |
| FGA | 21, Luka Garza vs. Illinois, 3/13/2021 |
| 3-pt. FG | 8, Keegan Murray vs. Indiana, 3/12/2022 |
| 3-pt. FGA | 13, Jordan Bohannon vs. Illinois, 3/13/2021 |
| FT | 12, Reggie Evans vs. Penn State, 3/10/2001 |
| FTA | 17, Cyrus Tate vs. Michigan, 3/13/2008 |
| | 17, Reggie Evans vs. Penn State, 3/10/2001 |
| Rebounds | 18, Reggie Evans vs. Purdue, 3/7/2002 |
| | 18, Reggie Evans vs. Penn State, 3/10/2001 |
| Assists | 10, Jordan Bohannon vs. Indiana, 3/9/2017 |
| | 10, Jeff Horner vs. Ohio State, 3/12/2006 |
| Blocks | 5, Gabriel Olaseni vs. Penn State, 3/12/2015 |
| | 5, Melsahn Basabe vs. Northwestern, 3/14/2013 |
| | 5, Kurt Looby vs. Purdue, 3/9/2007 |
| Steals | 5, Isaiah Moss vs. Indiana, 3/9/2017 |
| | 5, Jeff Horner vs. Minnesota, 3/10/2006 |
| | 5, Luke Recker vs. Wisconsin, 3/8/2002 |

Team

| | |
|------------------|---|
| Points | 112 vs. Northwestern, 3/10/2022 |
| Pts/Half | 64 vs. Northwestern, 3/10/2022 |
| FG | 43 vs. Northwestern, 3/10/2022 |
| FGA | 70 vs. Northwestern, 3/10/2022 |
| FG% | .614 (43-of-70) vs. Northwestern, 3/10/2022 |
| 3-pt. FG | 19 vs. Northwestern, 3/10/2022 |
| 3-pt. FGA | 32 vs. Indiana, 3/12/2022 |
| 3-pt. FG% | .655 (19-of-29) vs. Northwestern, 3/10/2022 |
| FT | 36 vs. Penn State, 3/10/2001 |
| FTA | 48 vs. Penn State, 3/10/2001 |
| FT% | .926 (25-of-27) vs. Rutgers, 3/11/2022 |
| Rebounds | 48 vs. Northwestern, 3/14/2013 |
| Assists | 25 vs. Northwestern, 3/10/2022 |
| | 25 vs. Illinois, 3/14/2019 |
| Blocks | 10 vs. Wisconsin, 3/12/2021 |
| Steals | 13 vs. Purdue, 3/13/2022 |
| | 13 vs. Wisconsin, 3/8/2002 |

B1G TOURNAMENT RECORDS HELD BY IOWA

Team - - Game

| | |
|----------------|-------------------------------|
| Points | 112 vs. Northwestern, 3/10/22 |
| Victory Margin | 36 vs. Northwestern, 3/10/22 |
| FG Made | 43 vs. Northwestern, 3/10/22 |
| 3-pt FG Made | 19 vs. Northwestern, 3/10/22 |

| | |
|-------------|----------------------------|
| FT Made | 36 vs. Penn State, 3/10/01 |
| FT Attempts | 48 vs. Penn State, 3/10/01 |

Team - - Championship Game

| | |
|--------|------------------------|
| Steals | 13 vs. Purdue, 3/13/22 |
|--------|------------------------|

Team - - Tournament

| | |
|------------------|------------------------|
| Total Points | 351, 2022 (four games) |
| FG Made | 123, 2022 (four games) |
| FG Attempts | 245, 2022 (four games) |
| 3-pt FG Made | 48, 2022 (four games) |
| 3-pt FG Attempts | 111, 2022 (four games) |
| Assists | 75, 2022 (four games) |
| FT Made | 106, 2001 (four games) |
| FT Attempts | 152, 2001 (four games) |
| Total Rebounds | 162, 2001 (four games) |



Iowa broke/tied eight team records in a convincing, 112-76, Big Ten Tournament victory over Northwestern on March 10, 2022.



All-American Keegan Murray broke the Big Ten Tournament record for most points (103) and FG made (38) in a single tournament and tied a tournament single-game record with eight triples made in 2022.



(Iowa best in parentheses if not the record)

Individual

Table listing individual records for Points, FG, FGA, 3-pt. FG, 3-pt. FGA, FT, FTA, FT%, Rebounds, Assists, Blocks, and Steals.

Team

Table listing team records for Points, Pts/Half, Two Teams, FG, FGA, FG%, 3-pt. FG, 3-pt. FGA, FT, FTA, FT%, Rebounds, Assists, Blocks, and Steals.

IOWA VS. ALL OPPONENTS IN CARVER-HAWKEYE ARENA

Table listing opponent records with columns for Opponent, W-L, and Opponent, W-L. Includes a Totals row at the bottom.

IOWA 82, PENN STATE 53 (Sweet 16)

March 11, 1955, Evanston, IL

| Iowa -- 82 | | | | | |
|---------------|--------------|-----------|-----------|-----------|-----------|
| Name | FG | FT | PF | TP | RB |
| Davis, F. | 6-13 | 7 | 2 | 19 | 6 |
| Cain | 8-13 | 5 | 3 | 21 | 9 |
| Logan | 4-14 | 0 | 1 | 8 | 5 |
| Scheuerman | 1-3 | 0 | 1 | 2 | 3 |
| Seaberg | 6-8 | 1 | 1 | 13 | 2 |
| Johnson | 0-1 | 0 | 0 | 0 | 1 |
| Schoof | 2-4 | 2 | 0 | 6 | 5 |
| George | 3-5 | 1 | 1 | 7 | 4 |
| Ridley | 1-4 | 0 | 1 | 2 | 4 |
| Martel | 0-3 | 1 | 0 | 1 | 1 |
| Hawthorne | 1-3 | 1 | 0 | 3 | 1 |
| Duncan | 0-0 | 0 | 1 | 0 | 1 |
| Totals | 32-71 | 18 | 11 | 82 | 42 |
| FG%: | .459 | | | | |

| Penn State -- 53 | | | | | |
|------------------|--------------|-----------|-----------|-----------|-----------|
| Name | FG | FT | PF | TP | RB |
| Weidenhammer | 2-7 | 0 | 2 | 4 | 1 |
| Hoffman | 6-18 | 2 | 1 | 14 | 3 |
| Arnelle | 3-15 | 5 | 2 | 11 | 10 |
| Fields | 1-6 | 1 | 1 | 3 | 5 |
| Blocker | 2-9 | 1 | 0 | 5 | 7 |
| Rohland | 0-0 | 2 | 0 | 2 | 0 |
| Edwards | 0-0 | 0 | 0 | 0 | 1 |
| Ramsey | 1-3 | 1 | 4 | 3 | 2 |
| Marisa | 3-7 | 2 | 2 | 8 | 6 |
| Hartnett | 0-3 | 0 | 2 | 0 | 2 |
| Watts | 1-3 | 0 | 2 | 2 | 1 |
| Hall | 0-1 | 1 | 0 | 1 | 0 |
| Totals | 19-72 | 15 | 18 | 53 | 46 |

| SCORE BY PERIODS | | | | ATTENDANCE: 9,700 |
|------------------|----|----|----|-------------------|
| Iowa | 39 | 43 | 82 | |
| Penn State | 25 | 28 | 53 | |

IOWA 86, MARQUETTE 81 (Elite Eight)

March 12, 1955, Kansas City, MO

| Iowa -- 86 | | | | | |
|---------------|--------------|-----------|-----------|-----------|-----------|
| Name | FG | FT | PF | TP | RB |
| Davis | 2-11 | 3 | 2 | 7 | 4 |
| Cain | 5-14 | 0 | 4 | 10 | 8 |
| Logan | 11-20 | 9 | 5 | 31 | 15 |
| Seaberg | 5-8 | 2 | 5 | 12 | 5 |
| Scheuerman | 3-8 | 5 | 2 | 11 | 7 |
| Schoof | 3-8 | 2 | 5 | 8 | 7 |
| Johnson, C. | 1-1 | 1 | 0 | 3 | 0 |
| George | 1-1 | 1 | 1 | 3 | 0 |
| Hawthorne | 0-0 | 1 | 0 | 1 | 0 |
| Totals | 31-71 | 24 | 24 | 86 | 46 |

| Marquette -- 81 | | | | | |
|-----------------|--------------|-----------|-----------|-----------|-----------|
| Name | FG | FT | PF | TP | RB |
| Hopfensperger | 5-11 | 6 | 4 | 16 | 0 |
| Schulz | 5-11 | 12 | 4 | 22 | 9 |
| Rand | 7-11 | 3 | 5 | 17 | 12 |
| Bugalski | 0-5 | 7 | 4 | 7 | 6 |
| Walczak | 1-7 | 1 | 3 | 3 | 3 |
| O'Keefe | 0-1 | 0 | 0 | 0 | 2 |
| Wittberger | 7-14 | 2 | 5 | 16 | 6 |
| Vanvooren | 0-0 | 0 | 0 | 0 | 0 |
| Sevcik | 0-0 | 0 | 1 | 0 | 1 |
| Totals | 25-61 | 31 | 26 | 81 | 41 |

| SCORE BY PERIODS | | | | ATTENDANCE: 9,700 |
|------------------|----|----|----|-------------------|
| Iowa | 46 | 40 | 86 | |
| Marquette | 33 | 48 | 81 | |

LASALLE 76, IOWA 73 (Final Four)

March 18, 1955, Kansas City, MO

| Iowa -- 73 | | | | |
|---------------|-----------|-----------|-----------|-----------|
| Name | FG | FT | PF | TP |
| Davis | 1 | 0 | 2 | 2 |
| Schoof | 3 | 0 | 4 | 6 |
| Cain | 8 | 1 | 3 | 17 |
| Logan | 7 | 6 | 3 | 20 |
| Seaberg | 5 | 5 | 2 | 15 |
| Scheuerman | 1 | 11 | 3 | 13 |
| Totals | 25 | 23 | 17 | 73 |

| LaSalle -- 76 | | | | |
|---------------|-----------|-----------|-----------|-----------|
| Name | FG | FT | PF | TP |
| O'Malley | 1 | 4 | 1 | 6 |
| Maples | 1 | 2 | 0 | 4 |
| Singley | 5 | 6 | 2 | 16 |
| Blatcher | 2 | 1 | 5 | 5 |
| Gola | 8 | 7 | 4 | 23 |
| Lewis | 5 | 4 | 3 | 14 |
| Greenberg | 4 | 0 | 4 | 8 |
| Totals | 26 | 24 | 19 | 76 |

| SCORE BY PERIODS | | | | ATTENDANCE: NA |
|------------------|----|----|----|----------------|
| Iowa | 36 | 37 | 73 | |
| LaSalle | 45 | 31 | 76 | |

COLORADO 75, IOWA 54 (Final Four Consolation Game)

March 19, 1955, Kansas City, MO

| Iowa -- 54 | | | | |
|---------------|-----------|-----------|-----------|-----------|
| Name | FG | FT | PF | TP |
| Davis | 1 | 0 | 3 | 2 |
| Schoof | 2 | 2 | 3 | 6 |
| Cain | 4 | 6 | 2 | 14 |
| Ridley | 0 | 0 | 0 | 0 |
| Duncan | 0 | 0 | 1 | 0 |
| Logan | 5 | 7 | 1 | 17 |
| George | 0 | 3 | 3 | 3 |
| Seaberg | 1 | 2 | 1 | 4 |
| Johnson | 0 | 0 | 3 | 0 |
| Martel | 1 | 0 | 2 | 2 |
| Scheuerman | 2 | 2 | 3 | 6 |
| Hawthorne | 0 | 0 | 1 | 0 |
| Totals | 16 | 22 | 23 | 54 |

| Colorado -- 75 | | | | |
|----------------|-----------|-----------|-----------|-----------|
| Name | FG | FT | PF | TP |
| Jeangerard | 5 | 4 | 3 | 14 |
| Walter | 0 | 0 | 0 | 0 |
| Ranglos | 6 | 6 | 4 | 18 |
| Yardley | 0 | 0 | 0 | 0 |
| Halderson | 4 | 4 | 4 | 12 |
| Hannah | 1 | 4 | 1 | 6 |
| Mock | 3 | 7 | 3 | 13 |
| Mansfield | 0 | 0 | 0 | 0 |
| Peterson | 3 | 4 | 2 | 10 |
| Grant | 1 | 0 | 0 | 2 |
| Totals | 23 | 29 | 17 | 75 |

| SCORE BY PERIODS | | | | ATTENDANCE: NA |
|------------------|----|----|----|----------------|
| Iowa | 28 | 26 | 54 | |
| Colorado | 35 | 40 | 75 | |

**IOWA 97, MOREHEAD STATE 83 (Sweet 16)**

March 15, 1956, Iowa City, IA

Iowa -- 97

| Name | FG | FT | PF | TP | RB |
|---------------|---------------|--------------|-------------|-----------|-----------|
| Cain | 8-25 | 12-13 | 3 | 28 | 14 |
| Schoof | 5-13 | 5-8 | 3 | 15 | 11 |
| Logan | 6-21 | 5-8 | 2 | 17 | 11 |
| Seaberg | 4-12 | 1-1 | 5 | 9 | 7 |
| Scheuerman | 6-10 | 2-3 | 5 | 14 | 5 |
| George | 0-4 | 3-8 | 4 | 3 | 3 |
| Hawthorne | 0-7 | 4-4 | 4 | 4 | 0 |
| Martel | 1-4 | 0-2 | 3 | 2 | 4 |
| Sebolt | 0-1 | 0-1 | 3 | 0 | 1 |
| Paul | 1-1 | 1-2 | 0 | 3 | 1 |
| McConnell | 0-2 | 0-0 | 2 | 0 | 1 |
| Schroeder | 0-0 | 2-2 | 1 | 2 | 2 |
| Totals | 31-100 | 35-52 | 35 | 97 | 60 |
| FG%: | .310 | FT%: | .673 | | |

Morehead State -- 83

| Name | FG | FT | PF | TP | RB |
|---------------|--------------|--------------|-------------|-----------|-----------|
| Keleher | 0-4 | 3-4 | 5 | 3 | 3 |
| Hamilton | 7-18 | 5-6 | 5 | 19 | 16 |
| Swartz | 8-23 | 4-6 | 5 | 20 | 12 |
| Gaunce | 5-14 | 14-24 | 3 | 24 | 8 |
| Tolle | 2-8 | 2-4 | 4 | 6 | 4 |
| Carroll | 1-3 | 0-0 | 2 | 2 | 1 |
| Richards | 0-2 | 0-0 | 2 | 0 | 1 |
| Jewell | 0-2 | 2-3 | 1 | 2 | 4 |
| Shimfessel | 1-4 | 1-3 | 5 | 3 | 2 |
| Thompson | 1-2 | 2-3 | 1 | 4 | 3 |
| Totals | 25-80 | 33-53 | 33 | 83 | 54 |
| FG%: | .313 | FT%: | .623 | | |

SCORE BY PERIODS

| | | | |
|----------------|----|----|----|
| Iowa | 54 | 43 | 97 |
| Morehead State | 35 | 48 | 83 |

ATTENDANCE: 14,500

IOWA 89, KENTUCKY 77 (Elite Eight)

March 17, 1956, Iowa City, IA

Iowa -- 89

| Name | FG | FT | PF | TP | RB |
|---------------|--------------|--------------|-------------|-----------|-----------|
| Cain | 12-21 | 10-11 | 2 | 34 | 9 |
| Schoof | 2-6 | 0-0 | 3 | 4 | 3 |
| Logan | 6-18 | 2-6 | 3 | 14 | 13 |
| Seaberg | 2-12 | 5-5 | 1 | 9 | 11 |
| Scheuerman | 8-13 | 6-9 | 4 | 22 | 5 |
| George | 3-10 | 0-1 | 3 | 6 | 11 |
| Hawthorne | 0-0 | 0-0 | 0 | 0 | 0 |
| Martel | 0-0 | 0-0 | 0 | 0 | 0 |
| Sebolt | 0-0 | 0-0 | 0 | 0 | 0 |
| Paul | 0-2 | 0-0 | 0 | 0 | 2 |
| McConnell | 0-1 | 0-0 | 2 | 0 | 1 |
| Totals | 33-83 | 23-32 | 18 | 89 | 55 |
| FG%: | .398 | FT%: | .719 | | |

Kentucky -- 77

| Name | FG | FT | PF | TP | RB |
|---------------|--------------|--------------|-------------|-----------|-----------|
| Bird | 9-21 | 5-9 | 1 | 23 | 24 |
| Grawemeyer | 2-10 | 1-1 | 4 | 5 | 7 |
| Burrow | 13-23 | 5-8 | 3 | 31 | 12 |
| Calvert | 3-10 | 1-1 | 3 | 7 | 6 |
| Hatton | 2-4 | 0-3 | 2 | 4 | 1 |
| Johnson | 1-9 | 1-3 | 1 | 3 | 6 |
| Brewer | 2-5 | 0-0 | 4 | 4 | 1 |
| Collinsworth | 0-0 | 0-0 | 1 | 0 | 0 |
| Cassady | 0-0 | 0-0 | 0 | 0 | 0 |
| Totals | 32-82 | 13-25 | 19 | 77 | 57 |
| FG%: | .398 | FT%: | .719 | | |

SCORE BY PERIODS

| | | | |
|----------|----|----|----|
| Iowa | 49 | 40 | 89 |
| Kentucky | 38 | 39 | 77 |

ATTENDANCE: 15,375

IOWA 83, TEMPLE 76 (Final Four)

March 22, 1956, Evanston, IL

Iowa -- 83

| Name | FG | FT | PF | TP | RB |
|---------------|--------------|--------------|-------------|-----------|-----------|
| Cain | 8-20 | 4-9 | 1 | 20 | 15 |
| Schoof | 5-15 | 8-9 | 4 | 18 | 18 |
| Logan | 13-21 | 10-15 | 2 | 36 | 8 |
| Seaberg | 1-7 | 0-0 | 4 | 2 | 6 |
| Scheuerman | 1-2 | 2-2 | 4 | 4 | 2 |
| Martel | 1-4 | 1-3 | 0 | 3 | 2 |
| Totals | 29-70 | 25-38 | 15 | 83 | 51 |
| FG%: | .414 | FT%: | .658 | | |

Temple -- 76

| Name | FG | FT | PF | TP | RB |
|---------------|--------------|-------------|-------------|-----------|-----------|
| Norman | 1-8 | 0-2 | 4 | 2 | 17 |
| Reinfeld | 1-6 | 0-0 | 2 | 2 | 2 |
| Fleming | 1-4 | 0-0 | 1 | 4 | 2 |
| Cohen | 3-7 | 0-1 | 5 | 6 | 12 |
| VanPatton | 1-4 | 0-1 | 4 | 2 | 5 |
| Rodgers | 12-29 | 4-9 | 3 | 28 | 7 |
| Lear | 15-30 | 2-4 | 4 | 32 | 2 |
| Totals | 35-88 | 6-17 | 23 | 76 | 47 |
| FG%: | .398 | FT%: | .353 | | |

SCORE BY PERIODS

| | | | |
|--------|----|----|----|
| Iowa | 39 | 44 | 83 |
| Temple | 36 | 40 | 76 |

ATTENDANCE: 10,525

SAN FRANCISCO 83, IOWA 71 (National Championship)

March 23, 1956, Evanston, IL

Iowa -- 71

| Name | FG | FT | PF | TP | RB |
|---------------|--------------|--------------|-------------|-----------|-----------|
| Cain | 7-25 | 3-4 | 1 | 17 | 12 |
| Schoof | 5-10 | 4-4 | 3 | 14 | 9 |
| Logan | 5-23 | 2-2 | 3 | 12 | 15 |
| George | 0-0 | 0-0 | 0 | 0 | 0 |
| Seaberg | 5-13 | 7-10 | 1 | 17 | 4 |
| Martel | 0-1 | 0-0 | 0 | 0 | 0 |
| Scheuerman | 4-7 | 3-4 | 2 | 11 | 7 |
| McConnell | 0-0 | 0-0 | 0 | 0 | 1 |
| Totals | 26-81 | 19-24 | 10 | 71 | 48 |
| FG%: | .325 | FT%: | .750 | | |

San Francisco -- 83

| Name | FG | FT | PF | TP | RB |
|---------------|--------------|--------------|-------------|-----------|-----------|
| Boldt | 7-15 | 1-2 | 4 | 16 | 5 |
| Baxter | 2-6 | 0-0 | 0 | 4 | 0 |
| Farmer | 0-10 | 0-0 | 2 | 0 | 12 |
| Preaseau | 3-4 | 1-2 | 3 | 7 | 3 |
| Russell | 11-24 | 4-5 | 2 | 26 | 27 |
| Nelson | 0-0 | 0-0 | 0 | 0 | 0 |
| Perry | 6-14 | 2-2 | 2 | 14 | 4 |
| Bush | 0-0 | 0-0 | 0 | 0 | 0 |
| Brown | 6-14 | 4-4 | 0 | 16 | 9 |
| Payne | 0-0 | 0-0 | 0 | 0 | 0 |
| Totals | 35-87 | 13-15 | 13 | 83 | 60 |
| FG%: | .402 | FT%: | .813 | | |

SCORE BY PERIODS

| | | | |
|---------------|----|----|----|
| Iowa | 33 | 38 | 71 |
| San Francisco | 38 | 45 | 83 |

ATTENDANCE: N/A



IOWA 77, N.C. STATE 64 (2nd Round)

March 8, 1980, Greensboro, NC

Box score for Iowa vs N.C. State (March 8, 1980). Includes player stats for Name, FG, FT, RB, PF, TP, A, TO, BK, S, MIN and Totals.

Box score for North Carolina State vs Iowa (March 8, 1980). Includes player stats for Name, FG, FT, RB, PF, TP, A, TO, BK, S, MIN and Totals.

SCORE BY PERIODS and ATTENDANCE: 13,210 for Iowa vs N.C. State.

IOWA 88, SYRACUSE 77 (Sweet 16)

March 14, 1980, Philadelphia, PA

Box score for Iowa vs Syracuse (March 14, 1980). Includes player stats for Name, FG, FT, RB, PF, TP, A, TO, BK, S, MIN and Totals.

Box score for Syracuse vs Iowa (March 14, 1980). Includes player stats for Name, FG, FT, RB, PF, TP, A, TO, BK, S, MIN and Totals.

SCORE BY PERIODS and ATTENDANCE: 17,569 for Iowa vs Syracuse.

IOWA 81, GEORGETOWN 80 (Elite Eight)

March 16, 1980, Philadelphia, PA

Box score for Iowa vs Georgetown (March 16, 1980). Includes player stats for Name, FG, FT, RB, PF, TP, A, TO, BK, S, MIN and Totals.

Box score for Georgetown vs Iowa (March 16, 1980). Includes player stats for Name, FG, FT, RB, PF, TP, A, TO, BK, S, MIN and Totals.

SCORE BY PERIODS and ATTENDANCE: 15,981 for Iowa vs Georgetown.

LOUISVILLE 80, IOWA 72 (Final Four)

March 22, 1980, Indianapolis, IN

Box score for Iowa vs Louisville (March 22, 1980). Includes player stats for Name, FG, FT, RB, PF, TP, A, TO, BK, S, MIN and Totals.

Box score for Louisville vs Iowa (March 22, 1980). Includes player stats for Name, FG, FT, RB, PF, TP, A, TO, BK, S, MIN and Totals.

SCORE BY PERIODS and ATTENDANCE: 16,637 for Louisville vs Iowa.



UNLV 84, IOWA 81 (Elite Eight)

March 22, 1987, Seattle, WA

Iowa -- 81

Box score table for Iowa vs UNLV (March 22, 1987). Columns include Name, FG, 3-PT, FT, RB, PF, TP, A, TO, BK, S, MN. Totals: 30-54 FG%, 2-6 3-PT%, 19-29 FT%, 33 22 81 18 18 0 7 200.

Nevada-Las Vegas -- 84

Box score table for Nevada-Las Vegas vs Iowa (March 22, 1987). Columns include Name, FG, 3-PT, FT, RB, PF, TP, A, TO, BK, S, MN. Totals: 30-68 FG%, 11-30 3-PT%, 13-17 FT%, 33 26 84 22 15 3 6 200.

SCORE BY PERIODS

Score by periods table for Iowa vs UNLV. Attendance: 27,914. Iowa: 58, UNLV: 42.

IOWA 102, FLORIDA STATE 98 (1st Round)

March 18, 1988, Los Angeles, CA

Iowa -- 102

Box score table for Iowa vs Florida State (March 18, 1988). Columns include Name, FG, 3-PT, FT, RB, PF, TP, A, TO, BK, S, MN. Totals: 32-53 FG%, 6-14 3-PT%, 32-43 FT%, 27 14 102 14 9 0 4 200.

Florida State -- 98

Box score table for Florida State vs Iowa (March 18, 1988). Columns include Name, FG, 3-PT, FT, RB, PF, TP, A, TO, BK, S, MN. Totals: 39-75 FG%, 12-26 3-PT%, 8-11 FT%, 36 32 98 10 13 0 3 200.

SCORE BY PERIODS

Score by periods table for Iowa vs Florida State. Attendance: 12,591. Iowa: 51, Florida State: 46.

IOWA 104, UNLV 86 (2nd Round)

March 20, 1988, Los Angeles, CA

Iowa -- 104

Box score table for Iowa vs UNLV (March 20, 1988). Columns include Name, FG, 3-PT, FT, RB, PF, TP, A, TO, BK, S, MN. Totals: 35-62 FG%, 3-10 3-PT%, 31-46 FT%, 34 13 104 19 16 3 11 200.

Nevada-Las Vegas -- 86

Box score table for Nevada-Las Vegas vs Iowa (March 20, 1988). Columns include Name, FG, 3-PT, FT, RB, PF, TP, A, TO, BK, S, MN. Totals: 34-77 FG%, 10-29 3-PT%, 8-10 FT%, 41 28 86 11 23 2 6 200.

SCORE BY PERIODS

Score by periods table for Iowa vs UNLV. Attendance: 12,591. Iowa: 51, UNLV: 39.

ARIZONA 99, IOWA 79 (Sweet 16)

March 25, 1988, Seattle, WA

Iowa -- 79

Box score table for Iowa vs Arizona (March 25, 1988). Columns include Name, FG, 3-PT, FT, RB, PF, TP, A, TO, BK, S, MN. Totals: 32-67 FG%, 6-20 3-PT%, 9-14 FT%, 30 23 79 14 17 0 8 200.

Arizona -- 99

Box score table for Arizona vs Iowa (March 25, 1988). Columns include Name, FG, 3-PT, FT, RB, PF, TP, A, TO, BK, S, MN. Totals: 37-66 FG%, 11-24 3-PT%, 14-19 FT%, 32 16 99 22 13 1 12 200.

SCORE BY PERIODS

Score by periods table for Iowa vs Arizona. Attendance: 23,229. Iowa: 34, Arizona: 38.



IOWA 87, RUTGERS 83 (1st Round)

March 17, 1989, Providence, RI

Iowa -- 87

Table with columns: Name, FG, 3-PT, FT, RB, PF, TP, A, TO, BK, S, MN. Includes totals and percentages for Iowa.

Rutgers -- 83

Table with columns: Name, FG, 3-PT, FT, RB, PF, TP, A, TO, BK, S, MN. Includes totals and percentages for Rutgers.

SCORE BY PERIODS

Table showing scores by period for Iowa and Rutgers, including attendance: 12,106.

N.C. STATE 102, IOWA 96 -- 2OT (2nd Round)

March 19, 1989, Providence, RI

Iowa -- 96

Table with columns: Name, FG, 3-PT, FT, RB, PF, TP, A, TO, BK, S, MN. Includes totals and percentages for Iowa.

North Carolina State -- 102

Table with columns: Name, FG, 3-PT, FT, RB, PF, TP, A, TO, BK, S, MN. Includes totals and percentages for North Carolina State.

SCORE BY PERIODS

Table showing scores by period for Iowa and NC State, including attendance: 12,106.

IOWA 76, EAST TENNESSEE STATE 73 (1st Round)

March 14, 1991, Minneapolis, MN

Iowa -- 76

Table with columns: Name, FG, 3-PT, FT, RB, PF, TP, A, TO, BK, S, MN. Includes totals and percentages for Iowa.

East Tennessee State -- 73

Table with columns: Name, FG, 3-PT, FT, RB, PF, TP, A, TO, BK, S, MN. Includes totals and percentages for East Tennessee State.

SCORE BY PERIODS

Table showing scores by period for Iowa and East Tennessee State, including attendance: 25,759.

DUKE 85, IOWA 70 (2nd Round)

March 16, 1991, Minneapolis, MN

Iowa -- 70

Table with columns: Name, FG, 3-PT, FT, RB, PF, TP, A, TO, BK, S, MN. Includes totals and percentages for Iowa.

Duke -- 85

Table with columns: Name, FG, 3-PT, FT, RB, PF, TP, A, TO, BK, S, MN. Includes totals and percentages for Duke.

SCORE BY PERIODS

Table showing scores by period for Iowa and Duke, including attendance: 28,114.



IOWA 98, TEXAS 92 (1st Round)

March 19, 1992, Greensboro, NC

Box score for Iowa vs Texas (March 19, 1992). Includes player stats for FG, 3-PT, FT, RB, PF, TP, A, TO, BK, S, MN and team totals.

Box score for Texas vs Iowa (March 19, 1992). Includes player stats for FG, 3-PT, FT, RB, PF, TP, A, TO, BK, S, MN and team totals.

SCORE BY PERIODS and ATTENDANCE: 15,800. Shows scores for Iowa and Texas by period.

DUKE 75, IOWA 62 (2nd Round)

March 21, 1992, Greensboro, NC

Box score for Iowa vs Duke (March 21, 1992). Includes player stats for FG, 3-PT, FT, RB, PF, TP, A, TO, BK, S, MN and team totals.

Box score for Duke vs Iowa (March 21, 1992). Includes player stats for FG, 3-PT, FT, RB, PF, TP, A, TO, BK, S, MN and team totals.

SCORE BY PERIODS and ATTENDANCE: 15,800. Shows scores for Iowa and Duke by period.

IOWA 82, NORTHEAST LOUISIANA 69 (1st Round)

March 19, 1993, Nashville, TN

Box score for Iowa vs Northeast Louisiana (March 19, 1993). Includes player stats for FG, 3-PT, FT, RB, PF, TP, A, TO, BK, S, MN and team totals.

Box score for Northeast Louisiana vs Iowa (March 19, 1993). Includes player stats for FG, 3-PT, FT, RB, PF, TP, A, TO, BK, S, MN and team totals.

SCORE BY PERIODS and ATTENDANCE: 14,600. Shows scores for Iowa and NE Louisiana by period.

WAKE FOREST 84, IOWA 78 (2nd Round)

March 21, 1993, Nashville, TN

Box score for Iowa vs Wake Forest (March 21, 1993). Includes player stats for FG, 3-PT, FT, RB, PF, TP, A, TO, BK, S, MN and team totals.

Box score for Wake Forest vs Iowa (March 21, 1993). Includes player stats for FG, 3-PT, FT, RB, PF, TP, A, TO, BK, S, MN and team totals.

SCORE BY PERIODS and ATTENDANCE: 14,600. Shows scores for Iowa and Wake Forest by period.



IOWA 77, UAB 64 (1st Round)

March 11, 1999, McNichols Sports Arena, Denver, CO

Alabama-Birmingham -- 64

Box score table for Alabama-Birmingham vs Iowa. Columns: Name, FG, 3-PT, FT, RB, PF, TP, A, TO, BK, S, MN. Rows include Williams, Brown, Ward, Holmes, Cobb, Bass, Ransom, Armstrong, Mitchell, Jackson, Team, and Totals.

Iowa -- 77

Box score table for Iowa vs Alabama-Birmingham. Columns: Name, FG, 3-PT, FT, RB, PF, TP, A, TO, BK, S, MN. Rows include Settles, Koch, Bauer, Luehrsmann, McCausland, Rucker, Jaacks, Oliver, Henderson, Range, Smith, Team, and Totals.

SCORE BY PERIODS:

Score by periods table for Alabama-Birmingham vs Iowa. Columns: Alabama-Birmingham, Iowa, 1st, 2nd, 3rd, 4th, Total. Attendance: 16,237.

IOWA 82, ARKANSAS 72 (2nd Round)

March 13, 1999, McNichols Sports Arena, Denver, CO

Iowa -- 82

Box score table for Iowa vs Arkansas. Columns: Name, FG, 3-PT, FT, RB, PF, TP, A, TO, BK, S, MN. Rows include Settles, Koch, Bauer, Oliver, McCausland, Rucker, Jaacks, Luehrsmann, Range, Team, and Totals.

Arkansas -- 72

Box score table for Arkansas vs Iowa. Columns: Name, FG, 3-PT, FT, RB, PF, TP, A, TO, BK, S, MN. Rows include Jefferies, Walker, Hood, Reid, Bradley, Cleveland, Dean, Davis, Gipson, Davenport, Team, and Totals.

SCORE BY PERIODS:

Score by periods table for Iowa vs Arkansas. Columns: Iowa, Arkansas, 1st, 2nd, 3rd, 4th, Total. Attendance: 16,237.

CONNECTICUT 78, IOWA 68 (Sweet 16)

March 18, 1999, America West Arena, Phoenix, AZ

Iowa -- 68

Box score table for Iowa vs Connecticut. Columns: Name, FG, 3-PT, FT, RB, PF, TP, A, TO, BK, S, MN. Rows include Settles, Bauer, Koch, Oliver, McCausland, Rucker, Jaacks, Range, Luehrsmann, Others, Team, and Totals.

Connecticut -- 78

Box score table for Connecticut vs Iowa. Columns: Name, FG, 3-PT, FT, RB, PF, TP, A, TO, BK, S, MN. Rows include Freeman, Hamilton, Voskuhl, Moore, El-Amin, Mouring, Saunders, Harrison, Wane, Jones, Team, and Totals.

SCORE BY PERIODS:

Score by periods table for Iowa vs Connecticut. Columns: Iowa, Connecticut, 1st, 2nd, 3rd, 4th, Total. Attendance: 17,975.

IOWA 69, CREIGHTON 56 (1st Round)

March 15, 2001, Nassau Coliseum, Uniondale, NY

Creighton -- 56

Box score table for Creighton vs Iowa. Columns: Name, FG, 3-PT, FT, RB, PF, TP, A, TO, BK, S, MN. Rows include Taylor, Korver, Huss, Walker, Sears, Lindeman, Klein, Pyfrom, Other, Team, and Totals.

Iowa -- 69

Box score table for Iowa vs Creighton. Columns: Name, FG, 3-PT, FT, RB, PF, TP, A, TO, BK, S, MN. Rows include Worley, Henderson, Evans, Boyd, Oliver, Reiner, Thompson, Galloway, Smith, Scott, Sonderleiter, Team, and Totals.

SCORE BY PERIODS:

Score by periods table for Iowa vs Creighton. Columns: Iowa, Creighton, 1st, 2nd, 3rd, 4th, Total. Attendance: 9,086.

KENTUCKY 92, IOWA 79 (2nd Round)

March 17, 2001, Nassau Coliseum, Uniondale, NY

Iowa -- 79

Table with 12 columns: Name, FG, 3-PT, FT, RB, PF, TP, A, TO, BK, S, MN. Rows include players like Worley, Henderson, Evans, Boyd, Oliver, Thompson, Smith, Sonderleiter, Others, Team and a Totals row.

Kentucky -- 92

Table with 12 columns: Name, FG, 3-PT, FT, RB, PF, TP, A, TO, BK, S, MN. Rows include players like Bogans, Prince, Parker, Fitch, Smith, Blevins, Daniels, Stone, Estill, Other, Team and a Totals row.

SCORE BY PERIODS: IOWA 33, 46, 79; KENTUCKY 45, 47, 92. ATTENDANCE: 14,595

CINCINNATI 76, IOWA 64 (1st Round)

March 17, 2005, RCA Dome, Indianapolis, IN

Iowa -- 64

Table with 12 columns: Name, FG, 3-PT, FT, RB, PF, TP, A, TO, BK, S, MN. Rows include players like Brunner, Hansen, Haluska, Horner, Henderson, Angle, Thompson, Wieck, Brownlee, Thomas, Reed, Gorney, Team and a Totals row.

Cincinnati -- 76

Table with 12 columns: Name, FG, 3-PT, FT, RB, PF, TP, A, TO, BK, S, MN. Rows include players like Hicks, White, Maxiell, Williams, Muhammad, Kirkland, Bright, Others, Team and a Totals row.

SCORE BY PERIODS: IOWA 22, 42, 64; CINCINNATI 32, 44, 76. ATTENDANCE: 27,284

NORTHWESTERN STATE 64, IOWA 63 (1st Round)

March 17, 2006, The Palace at Auburn Hills, Auburn Hills, MI

Northwestern State -- 64

Table with 12 columns: Name, FG, 3-PT, FT, RB, PF, TP, A, TO, BK, S, MN. Rows include players like Lee, Allen, Mitchell, Rogers, Wallace, Spencer, Jones, Forges, Bargeman, Dyer, Ross, Team and a Totals row.

Iowa -- 63

Table with 12 columns: Name, FG, 3-PT, FT, RB, PF, TP, A, TO, BK, S, MN. Rows include players like Brunner, Hansen, Haluska, Horner, Henderson, Thompson, Freeman, Thomas, Reed, Team and a Totals row.

SCORE BY PERIODS: NORTHWESTERN STATE 24, 40, 64; IOWA 28, 35, 63. ATTENDANCE: 18,456

TENNESSEE 78, IOWA 65 -- OT (First Four)

March 19, 2014, Dayton Arena, Dayton, OH

Iowa -- 65

Table with 12 columns: Name, FG, 3-PT, FT, RB, PF, TP, A, TO, BK, S, MN. Rows include players like Basabe, White, Woodbury, Marble, Gesell, Olaseni, Oglesby, Jok, Clemmons, McCabe, Uthoff, Team and a Totals row.

Tennessee -- 78

Table with 12 columns: Name, FG, 3-PT, FT, RB, PF, TP, A, TO, BK, S, MN. Rows include players like Stokes, Maymon, Richardson, Barton, McRae, Moore, Ndiaye, Thompson, Davis, Reese, Lopez, Campbell, Team and a Totals row.

SCORE BY PERIODS: IOWA 29, 35, 1, 65; TENNESSEE 26, 38, 14, 78. ATTENDANCE: 11,534

IOWA 79, CINCINNATI 72 (1st Round)
March 22, 2019, Nationwide Arena, Columbus, OH

Table with 12 columns: Name, FG, 3-PT, FT, RB, PF, TP, A, TO, BK, S, MN. Rows include Garza, Cook, Bohannon, Moss, Wieskamp, Dailey, Kriener, McCaffery, Baer, Team, and Totals.

Cincinnati -- 72

Table with 12 columns: Name, FG, 3-PT, FT, RB, PF, TP, A, TO, BK, S, MN. Rows include Scott, Brooks, Williams, Jennifer, Cumberland, Johnson, Moore, Fredericks, Broome, Diarra, Nsoseme, Team, and Totals.

SCORE BY PERIODS: Iowa 31, Cincinnati 36. ATTENDANCE: 19,641



TENNESSEE 83, IOWA 77 -- OT (2nd Round)
March 24, 2019, Nationwide Arena, Columbus, OH

Table with 12 columns: Name, FG, 3-PT, FT, RB, PF, TP, A, TO, BK, S, MN. Rows include Garza, Cook, Bohannon, Moss, Wieskamp, Dailey, Kriener, McCaffery, Baer, Team, and Totals.

Tennessee -- 83

Table with 12 columns: Name, FG, 3-PT, FT, RB, PF, TP, A, TO, BK, S, MN. Rows include Williams, Alexander, Bone, Turner, Schofield, Fulkerson, Walker, Bowden, Pons, Team, and Totals.

SCORE BY PERIODS: Tennessee 49, Iowa 28. ATTENDANCE: 19,610

IOWA 86, GRAND CANYON 74 (1st Round)
March 20, 2021, Indiana Farmers Coliseum, Indianapolis, IN

Table with 12 columns: Name, FG, 3-PT, FT, RB, PF, TP, A, TO, BK, S, MN. Rows include Frayer, Lever, Midtgaard, Dixon, Blacksher Jr., McMillian, McGlothlan, Miller-Moore, Zdor, Smith, Lloyd, Stone, Zdor, Okpoh, Team, and Totals.

Iowa -- 86

Table with 12 columns: Name, FG, 3-PT, FT, RB, PF, TP, A, TO, BK, S, MN. Rows include Garza, Bohannon, Fredrick, Wieskamp, McCaffery, C., Murray, Keegan, Toussaint, McCaffery, P., Perkins, Team, and Totals.

SCORE BY PERIODS: Iowa 42, Grand Canyon 31. ATTENDANCE: 986



OREGON 95, IOWA 80 (2nd Round)

March 22, 2021, Bankers Life Fieldhouse, Indianapolis, IN

Oregon -- 95

Box score table for Oregon vs Iowa (March 22, 2021). Columns include Name, FG, 3-PT, FT, RB, PF, TP, A, TO, BK, S, MN. Totals: 38-68 FG, 11-25 3-PT, 8-11 FT, 34 RB, 13 PF, 95 TP, 25 A, 11 TO, 6 BK, 7 S, 200 MN.

Iowa -- 80

Box score table for Iowa vs Oregon (March 22, 2021). Columns include Name, FG, 3-PT, FT, RB, PF, TP, A, TO, BK, S, MN. Totals: 31-68 FG, 8-25 3-PT, 10-14 FT, 34 RB, 13 PF, 80 TP, 22 A, 12 TO, 4 BK, 7 S, 200 MN.

SCORE BY PERIODS:

Score by periods table showing Oregon and Iowa scores for each period.

ATTENDANCE: 0

RICHMOND 67, IOWA 63 (1st Round)

March 17, 2022, KeyBank Center, Buffalo, NY

Richmond -- 67

Box score table for Richmond vs Iowa (March 17, 2022). Columns include Name, FG, 3-PT, FT, RB, PF, TP, A, TO, BK, S, MN. Totals: 24-66 FG, 6-29 3-PT, 9-12 FT, 40 RB, 18 PF, 63 TP, 14 A, 10 TO, 5 BK, 3 S, 200 MN.

Iowa -- 63

Box score table for Iowa vs Richmond (March 17, 2022). Columns include Name, FG, 3-PT, FT, RB, PF, TP, A, TO, BK, S, MN. Totals: 24-66 FG, 6-29 3-PT, 9-12 FT, 40 RB, 18 PF, 63 TP, 14 A, 10 TO, 3 BK, 5 S, 200 MN.

SCORE BY PERIODS:

Score by periods table showing Richmond and Iowa scores for each period.

ATTENDANCE: 16,017



Iowa's 2015-16 squad was ranked as high as No. 3 nationally during the season and competed in the NCAA Tournament in Brooklyn, NY.



PENN STATE 67, IOWA 64 (Quarterfinals)

March 23, 1995, Carver-Hawkeye Arena, Iowa City, IA

Penn State -- 67

Table with columns: Name, FG, 3-PT, FT, RB, PF, TP, A, TO, BK, S, MN. Rows include Carlton, Sekunda, Amaechi, Earl, Williams, Bartram, Lisicky, Williams, Joseph, Team, and Totals.

Iowa -- 64

Table with columns: Name, FG, 3-PT, FT, RB, PF, TP, A, TO, BK, S, MN. Rows include Murray, Settles, Bartels, Woolridge, Kingsbury, Carter, Bowen, Glasper, Skillett, Millard, Team, and Totals.

Score by Periods:

Score by Periods table with columns: Penn State, Iowa, and scores for 1st, 2nd, 3rd, 4th quarters and Total.

ATTENDANCE: 15,500

GEORGIA 100, IOWA 93 (1st Round)

March 11, 1998, Carver-Hawkeye Arena, Iowa City, IA

Georgia -- 100

Table with columns: Name, FG, 3-PT, FT, RB, PF, TP, A, TO, BK, S, MN. Rows include Brown, Jones, Chadwick, Smith, Harrison, Jones, Ransom, Hall, Dukes, Dryden, Nordin, Team, and Totals.

Iowa -- 93

Table with columns: Name, FG, 3-PT, FT, RB, PF, TP, A, TO, BK, S, MN. Rows include Davis, Galloway, Bowen, Oliver, McCausland, Bauer, Rucker, Luehrsmann, Koch, Moore, Others, Team, and Totals.

Score by Periods:

Score by Periods table with columns: Georgia, Iowa, and scores for 1st, 2nd, 3rd, 4th quarters and Total.

ATTENDANCE: 5,167

LSU 63, IOWA 61 (1st Round)

March 13, 2002, Carver-Hawkeye Arena, Iowa City, IA

Louisiana State -- 63

Table with columns: Name, FG, 3-PT, FT, RB, PF, TP, A, TO, BK, S, MN. Rows include Dupree, Williams, Bridgewater, Bright, Hudson, Young, Thompson, Wilson, Team, and Totals.

Iowa -- 61

Table with columns: Name, FG, 3-PT, FT, RB, PF, TP, A, TO, BK, S, MN. Rows include Evans, Sonderleiter, Leslie, Pierce, Recker, Hogan, Worley, Reiner, Boyd, Henderson, Team, and Totals.

Score by Periods:

Score by Periods table with columns: Louisiana State, Iowa, and scores for 1st, 2nd, 3rd, 4th quarters and Total.

ATTENDANCE: 10,511

IOWA 62, VALPARAISO, 60 (Opening Round)

March 13, 2003, Carver-Hawkeye Arena, Iowa City, IA

VALPARAISO -- 60

Table with columns: Name, FG, 3-PT, FT, RB, PF, TP, A, TO, BK, S, MN. Rows include Gomes, Grafts, Tonagel, Nieves, Berdiel, Ortiz, Oppland, Nikkila, Team, and Totals.

IOWA -- 62

Table with columns: Name, FG, 3-PT, FT, RB, PF, TP, A, TO, BK, S, MN. Rows include Worley, Brunner, Reiner, Leslie, Horner, Kimm, Boyd, Sonderleiter, Team, and Totals.

Score by Periods:

Score by Periods table with columns: Valparaiso, Iowa, and scores for 1st, 2nd, 3rd, 4th quarters and Total.

ATTENDANCE: 2,761



OREGON 108, IOWA 97 (2nd Round)

March 18, 2012, Matthew Knight Arena, Eugene, OR

IOWA -- 97

Box score for Iowa vs Oregon, 3/18/2012. Columns: Name, FG, 3-PT, FT, RB, PF, TP, A, TO, BK, S, MN. Totals: 37-79 FG%, 10-22 3PT%, 13-15 FT%, 23 36 RB, 97 19 PF, 8 0 A, 6 200 MN.

OREGON -- 108

Box score for Oregon vs Iowa, 3/18/2012. Columns: Name, FG, 3-PT, FT, RB, PF, TP, A, TO, BK, S, MN. Totals: 35-59 FG%, 10-23 3PT%, 28-32 FT%, 16 32 RB, 108 26 PF, 10 7 A, 3 200 MN.

Score by Periods:

Score by Periods table for Iowa vs Oregon. Columns: Iowa, Oregon. Values: 51, 47; 46, 61; 97, 108. ATTENDANCE: 8,647

IOWA 75, STONY BROOK 63 (2nd Round)

March 22, 2013, Carver-Hawkeye Arena, Iowa City, IA

STONY BROOK -- 63

Box score for Stony Brook vs Iowa, 3/22/2013. Columns: Name, FG, 3-PT, FT, RB, PF, TP, A, TO, BK, S, MN. Totals: 24-51 FG%, 6-16 3PT%, 9-17 FT%, 20 30 RB, 63 9 PF, 11 1 A, 1 200 MN.

IOWA -- 75

Box score for Iowa vs Stony Brook, 3/22/2013. Columns: Name, FG, 3-PT, FT, RB, PF, TP, A, TO, BK, S, MN. Totals: 26-55 FG%, 8-19 3PT%, 15-21 FT%, 18 34 RB, 75 20 PF, 8 5 A, 5 200 MN.

Score by Periods:

Score by Periods table for Iowa vs Stony Brook. Columns: Iowa, Stony Brook. Values: 37, 34; 38, 29; 75, 63. ATTENDANCE: 15,400

IOWA 68, INDIANA STATE, 52 (1st Round)

March 20, 2013, Carver-Hawkeye Arena, Iowa City, IA

INDIANA STATE -- 52

Box score for Indiana State vs Iowa, 3/20/2013. Columns: Name, FG, 3-PT, FT, RB, PF, TP, A, TO, BK, S, MN. Totals: 19-50 FG%, 4-17 3PT%, 10-11 FT%, 27 17 RB, 52 12 PF, 16 0 A, 7 200 MN.

IOWA -- 68

Box score for Iowa vs Indiana State, 3/20/2013. Columns: Name, FG, 3-PT, FT, RB, PF, TP, A, TO, BK, S, MN. Totals: 22-57 FG%, 6-19 3PT%, 18-26 FT%, 42 13 RB, 68 11 PF, 13 4 A, 9 200 MN.

Score by Periods:

Score by Periods table for Iowa vs Indiana State. Columns: Iowa, Indiana State. Values: 31, 30; 37, 22; 68, 52. ATTENDANCE: 15,400

IOWA 75, VIRGINIA 64 (Quarterfinals)

March 27, 2013, John Paul Jones Arena, Charlottesville, VA

IOWA -- 75

Box score for Iowa vs Virginia, 3/27/2013. Columns: Name, FG, 3-PT, FT, RB, PF, TP, A, TO, BK, S, MN. Totals: 26-53 FG%, 8-17 3PT%, 15-15 FT%, 34 17 RB, 75 14 PF, 15 3 A, 8 200 MN.

Virginia -- 64

Box score for Virginia vs Iowa, 3/27/2013. Columns: Name, FG, 3-PT, FT, RB, PF, TP, A, TO, BK, S, MN. Totals: 19-50 FG%, 8-18 3PT%, 18-22 FT%, 26 15 RB, 64 11 PF, 16 8 A, 8 200 MN.

Score by Periods:

Score by Periods table for Iowa vs Virginia. Columns: Iowa, Virginia. Values: 31, 28; 44, 36; 75, 64. ATTENDANCE: 11,141



| YEAR | COACH | OVERALL GAMES | | | | | BIG TEN GAMES | | | | |
|------|------------------|---------------|------|-----------|-----------|------|-----------------|-------|-----------|-----------|-----------------|
| | | W-L | HOME | IOWA AWAY | OPP. AVG. | AVG. | W-L | RANK | IOWA AVG. | OPP. AVG. | POSTSEASON |
| 1902 | Ed Rule | 10-2 | 3-0 | 7-2 | 32.3 | 21.1 | did not compete | | | | |
| 1903 | Fred Bailey | 4-3 | 3-1 | 1-2 | 22.6 | 11.9 | did not compete | | | | |
| 1904 | Ed Rule | 6-2 | 2-1 | 4-1 | 23.4 | 25.0 | did not compete | | | | |
| 1905 | John Chalmers | 6-8 | 3-1 | 3-7 | 24.9 | 27.9 | did not compete | | | | |
| 1906 | Ed Rule | 11-5 | 6-1 | 5-4 | 36.5 | 21.0 | did not compete | | | | |
| 1907 | John Griffith | 5-5 | 3-1 | 2-4 | 32.9 | 26.5 | did not compete | | | | |
| 1908 | Ed Rule | 10-6 | 6-3 | 4-3 | 33.3 | 26.9 | did not compete | | | | |
| 1909 | John Griffith | 8-7 | 4-1 | 4-6 | 27.1 | 18.2 | 1-5 | 8th | 16.2 | 22.2 | |
| 1910 | John Griffith | 11-3 | 6-1 | 5-2 | 24.4 | 13.8 | 2-2 | T-5th | 20.0 | 14.8 | |
| 1911 | Walter Stewart | 9-4 | 4-1 | 5-3 | 22.8 | 18.6 | 2-2 | T-5th | 16.5 | 25.3 | |
| 1912 | Walter Stewart | 6-8 | 4-3 | 2-5 | 17.6 | 19.7 | 0-4 | T-7th | 11.0 | 33.3 | |
| 1913 | Floyd Thomas | 9-13 | 5-3 | 4-10 | 15.9 | 20.7 | 1-5 | 8th | 10.3 | 24.3 | |
| 1914 | Maury Kent | 9-7 | 5-3 | 4-4 | 21.4 | 23.4 | 1-5 | 8th | 16.8 | 31.5 | |
| 1915 | Maury Kent | 9-8 | 5-4 | 4-4 | 23.6 | 19.7 | 2-6 | 7th | 16.8 | 21.8 | |
| 1916 | Maury Kent | 11-4 | 6-2 | 5-2 | 24.6 | 18.9 | 2-4 | 7th | 18.0 | 25.7 | |
| 1917 | Maury Kent | 7-9 | 6-3 | 1-6 | 18.9 | 19.4 | 1-8 | 9th | 15.4 | 22.6 | |
| 1918 | Maury Kent | 6-8 | 4-4 | 2-4 | 21.8 | 28.1 | 4-6 | 9th | 22.6 | 30.1 | |
| 1919 | Edwin Bannick | 8-7 | 5-3 | 3-4 | 22.5 | 22.9 | 4-7 | T-7th | 20.7 | 25.3 | |
| 1920 | James Ashmore | 9-10 | 6-6 | 3-4 | 23.8 | 22.8 | 6-6 | 6th | 22.7 | 23.8 | |
| 1921 | James Ashmore | 9-9 | 6-2 | 3-7 | 23.0 | 19.4 | 6-5 | T-6th | 20.2 | 19.7 | |
| 1922 | James Ashmore | 11-7 | 6-3 | 5-4 | 25.6 | 20.5 | 5-6 | 5th | 23.9 | 23.0 | |
| 1923 | Sam Barry | 13-2 | 8-1 | 5-1 | 27.9 | 18.5 | 11-1 | T-1st | 27.8 | 18.8 | |
| 1924 | Sam Barry | 7-10 | 5-5 | 2-5 | 23.4 | 26.2 | 4-8 | 9th | 24.3 | 28.3 | |
| 1925 | Sam Barry | 6-10 | 4-5 | 2-5 | 24.6 | 24.0 | 5-7 | 7th | 24.6 | 22.9 | |
| 1926 | Sam Barry | 12-5 | 9-0 | 3-5 | 22.5 | 21.1 | 8-4 | T-1st | 20.8 | 21.4 | |
| 1927 | Sam Barry | 9-8 | 6-4 | 3-4 | 28.3 | 26.4 | 7-5 | T-4th | 28.3 | 26.8 | |
| 1928 | Sam Barry | 6-11 | 4-6 | 2-5 | 29.9 | 33.8 | 3-9 | T-7th | 29.8 | 36.9 | |
| 1929 | Sam Barry | 9-8 | 7-2 | 2-6 | 29.1 | 28.2 | 5-7 | 7th | 27.6 | 29.8 | |
| 1930 | Rollie Williams | 4-13 | 3-7 | 1-6 | 29.1 | 30.1 | did not compete | | | | |
| 1931 | Rollie Williams | 5-12 | 3-6 | 2-6 | 19.6 | 27.3 | 2-10 | 10th | 19.3 | 30.2 | |
| 1932 | Rollie Williams | 5-12 | 2-7 | 3-5 | 27.0 | 29.5 | 3-9 | 9th | 28.2 | 30.2 | |
| 1933 | Rollie Williams | 15-5 | 9-2 | 6-3 | 33.5 | 26.8 | 8-4 | T-3rd | 30.3 | 29.9 | |
| 1934 | Rollie Williams | 13-6 | 10-1 | 3-5 | 35.8 | 28.4 | 6-6 | T-5th | 33.1 | 31.9 | |
| 1935 | Rollie Williams | 10-9 | 6-4 | 4-5 | 35.6 | 32.8 | 6-6 | 6th | 34.3 | 33.2 | |
| 1936 | Rollie Williams | 9-10 | 6-4 | 3-6 | 31.1 | 31.6 | 5-7 | T-6th | 29.4 | 32.1 | |
| 1937 | Rollie Williams | 11-9 | 7-4 | 4-5 | 34.5 | 33.9 | 3-9 | T-8th | 31.3 | 36.9 | |
| 1938 | Rollie Williams | 11-9 | 5-4 | 6-5 | 35.3 | 35.3 | 6-6 | T-5th | 34.8 | 34.3 | |
| 1939 | Rollie Williams | 8-11 | 7-4 | 1-7 | 35.5 | 36.5 | 3-9 | 10th | 34.8 | 38.3 | |
| 1940 | Rollie Williams | 9-12 | 7-3 | 2-9 | 35.9 | 37.5 | 4-8 | 8th | 37.3 | 40.7 | |
| 1941 | Rollie Williams | 12-8 | 8-3 | 4-5 | 44.3 | 39.3 | 4-8 | 8th | 43.3 | 44.8 | |
| 1942 | Rollie Williams | 12-8 | 8-3 | 4-5 | 47.1 | 43.1 | 10-5 | T-2nd | 48.1 | 43.2 | |
| 1943 | Pops Harrison | 7-10 | 6-4 | 1-6 | 47.5 | 50.2 | 3-9 | 9th | 44.6 | 52.5 | |
| 1944 | Pops Harrison | 14-4 | 10-1 | 4-3 | 52.8 | 40.3 | 9-3 | T-2nd | 50.3 | 42.8 | |
| 1945 | Pops Harrison | 17-1 | 11-0 | 6-1 | 57.2 | 39.2 | 11-1 | 1st | 49.3 | 40.4 | |
| 1946 | Pops Harrison | 14-4 | 11-1 | 3-3 | 57.4 | 41.6 | 8-4 | T-3rd | 50.5 | 45.8 | |
| 1947 | Pops Harrison | 12-7 | 12-1 | 0-6 | 56.8 | 47.5 | 5-7 | T-6th | 54.3 | 52.3 | |
| 1948 | Pops Harrison | 15-4 | 12-0 | 3-4 | 56.9 | 47.5 | 8-4 | 2nd | 53.6 | 51.0 | |
| 1949 | Pops Harrison | 10-10 | 10-3 | 0-7 | 55.1 | 54.9 | 3-9 | 8th | 50.8 | 62.8 | |
| 1950 | Pops Harrison | 9-2 | 6-0 | 3-2 | 68.7 | 56.6 | 1-1 | | 56.0 | 60.0 | |
| | Bucky O'Connor | 6-5 | 4-2 | 2-3 | 59.5 | 59.7 | 5-5 | 5th | 58.4 | 61.1 | |
| 1951 | Rollie Williams | 15-7 | 8-2 | 7-5 | 65.0 | 59.5 | 9-5 | 3rd | 65.4 | 58.5 | |
| 1952 | Bucky O'Connor | 19-3 | 10-1 | 9-2 | 69.7 | 61.7 | 11-3 | 2nd | 72.4 | 64.4 | |
| 1953 | Bucky O'Connor | 12-10 | 9-2 | 3-8 | 69.8 | 68.3 | 9-9 | 6th | 69.8 | 70.6 | |
| 1954 | Bucky O'Connor | 17-5 | 10-2 | 7-3 | 70.9 | 64.3 | 11-3 | 2nd | 73.1 | 65.9 | |
| 1955 | Bucky O'Connor | 19-7 | 10-1 | 9-6 | 79.7 | 71.7 | 11-3 | 1st | 81.6 | 74.8 | NCAA Final Four |
| 1956 | Bucky O'Connor | 20-6 | 12-1 | 8-5 | 77.7 | 69.9 | 13-1 | 1st | 80.9 | 69.9 | NCAA Final Four |
| 1957 | Bucky O'Connor | 8-14 | 6-4 | 2-10 | 69.6 | 72.8 | 4-10 | 8th | 70.8 | 73.9 | |
| 1958 | Bucky O'Connor | 13-9 | 8-3 | 5-6 | 73.7 | 73.1 | 7-7 | 6th | 74.3 | 75.3 | |
| 1959 | Sharm Scheuerman | 10-12 | 7-3 | 3-9 | 75.7 | 76.6 | 7-7 | T-5th | 81.3 | 80.3 | |
| 1960 | Sharm Scheuerman | 14-10 | 8-3 | 6-7 | 73.0 | 71.0 | 6-8 | T-6th | 69.4 | 72.4 | |
| 1961 | Sharm Scheuerman | 18-6 | 9-3 | 9-3 | 70.9 | 64.7 | 10-4 | T-2nd | 66.4 | 61.4 | |
| 1962 | Sharm Scheuerman | 13-11 | 9-3 | 4-8 | 70.3 | 67.5 | 7-7 | T-4th | 70.8 | 71.5 | |

| YEAR | COACH | OVERALL GAMES | | | | | | BIG TEN GAMES | | | | POSTSEASON |
|---------------|------------------|--------------------|------------------|----------------|-----------|------|----------------|---------------|-----------|-----------|------------------|------------|
| | | W-L | HOME | IOWA AWAY | OPP. AVG. | AVG. | W-L | RANK | IOWA AVG. | OPP. AVG. | | |
| 1963 | Sharm Scheuerman | 9-15 | 4-5 | 5-10 | 65.7 | 70.3 | 5-9 | 8th | 68.6 | 73.6 | | |
| 1964 | Sharm Scheuerman | 8-15 | 5-6 | 3-9 | 73.8 | 80.8 | 3-11 | 9th | 73.7 | 85.1 | | |
| 1965 | Ralph Miller | 14-10 | 8-3 | 6-7 | 83.8 | 78.1 | 8-6 | 5th | 82.9 | 78.6 | | |
| 1966 | Ralph Miller | 17-7 | 12-0 | 5-7 | 82.5 | 74.6 | 8-6 | T-3rd | 80.8 | 79.8 | | |
| 1967 | Ralph Miller | 16-8 | 9-2 | 7-6 | 81.5 | 76.9 | 9-5 | 3rd | 84.0 | 79.6 | | |
| 1968 | Ralph Miller | 16-9 | 10-2 | 6-7 | 75.2 | 71.9 | 10-4 | T-1st | 76.6 | 71.6 | | |
| 1969 | Ralph Miller | 12-12 | 10-2 | 2-10 | 84.4 | 79.9 | 5-9 | T-8th | 79.5 | 82.1 | | |
| 1970 | Ralph Miller | 20-5 | 11-1 | 9-4 | 98.7 | 87.0 | 14-0 | 1st | 102.9 | 90.3 | NCAA Sweet 16 | |
| 1971 | Dick Schultz | 9-15 | 6-6 | 3-9 | 81.1 | 82.8 | 4-10 | T-7th | 82.9 | 88.2 | | |
| 1972 | Dick Schultz | 11-13 | 9-3 | 2-10 | 80.0 | 80.7 | 5-9 | T-8th | 80.3 | 79.7 | | |
| 1973 | Dick Schultz | 13-11 | 8-5 | 5-6 | 77.5 | 72.1 | 6-8 | T-6th | 77.7 | 77.0 | | |
| 1974 | Dick Schultz | 8-16 | 7-5 | 1-11 | 73.1 | 81.2 | 5-9 | 7th | 74.1 | 81.7 | | |
| 1975 | Lute Olson | 10-16 | 7-5 | 3-11 | 73.0 | 80.6 | 7-11 | 7th | 70.6 | 77.8 | | |
| 1976 | Lute Olson | 19-10 | 10-4 | 9-6 | 82.4 | 79.5 | 9-9 | 5th | 80.7 | 81.8 | | |
| 1977 | Lute Olson | 20-7 | 12-2 | 8-5 | 80.4 | 75.3 | 12-6 | 4th | 77.4 | 77.3 | | |
| 1978 | Lute Olson | 12-15 | 8-5 | 4-10 | 74.3 | 73.4 | 5-13 | 8th | 69.1 | 72.9 | | |
| 1979 | Lute Olson | 20-8 | 11-3 | 9-5 | 77.4 | 66.5 | 13-5 | T-1st | 72.9 | 64.2 | NCAA 2nd Round | |
| 1980 | Lute Olson | 23-10 | 11-2 | 12-8 | 73.0 | 65.6 | 10-8 | 4th | 67.9 | 66.6 | NCAA Final Four | |
| 1981 | Lute Olson | 21-7 | 12-2 | 9-5 | 74.8 | 64.4 | 13-5 | 2nd | 70.2 | 64.8 | NCAA 2nd Round | |
| 1982 | Lute Olson | 21-8 | 12-1 | 9-7 | 65.4 | 58.2 | 12-6 | T-2nd | 62.4 | 56.7 | NCAA 2nd Round | |
| 1983 | Lute Olson | 22-9 | 11-3 | 11-6 | 69.7 | 62.5 | 11-7 | T-2nd | 67.1 | 62.6 | NCAA Sweet 16 | |
| 1984 | George Raveling | 13-15 | 8-6 | 5-9 | 58.9 | 57.3 | 6-12 | T-7th | 54.9 | 56.8 | | |
| 1985 | George Raveling | 21-11 | 16-3 | 5-8 | 70.2 | 58.8 | 10-8 | 5th | 66.9 | 61.8 | NCAA 1st Round | |
| 1986 | George Raveling | 20-12 | 11-2 | 9-10 | 73.6 | 65.7 | 10-8 | 6th | 72.7 | 65.9 | NCAA 1st Round | |
| 1987 | Tom Davis | 30-5 | 13-2 | 17-3 | 87.3 | 74.4 | 14-4 | 3rd | 83.4 | 72.8 | NCAA Elite Eight | |
| 1988 | Tom Davis | 24-10 | 14-2 | 10-8 | 93.6 | 81.4 | 12-6 | T-3rd | 91.2 | 82.1 | NCAA Sweet 16 | |
| 1989 | Tom Davis | 23-10 | 15-2 | 8-8 | 89.6 | 81.2 | 10-8 | 4th | 86.6 | 84.4 | NCAA 2nd Round | |
| 1990 | Tom Davis | 12-16 | 11-5 | 1-11 | 75.4 | 80.1 | 4-14 | T-8th | 75.6 | 87.1 | | |
| 1991 | Tom Davis | 21-11 | 13-4 | 8-7 | 76.8 | 72.1 | 9-9 | T-5th | 73.2 | 72.9 | NCAA 2nd Round | |
| 1992 | Tom Davis | 19-11 | 13-2 | 6-9 | 81.1 | 72.0 | 10-8 | 5th | 73.9 | 71.9 | NCAA 2nd Round | |
| 1993 | Tom Davis | 23-9 | 15-1 | 8-8 | 78.3 | 65.4 | 11-7 | T-3rd | 73.7 | 69.6 | NCAA 2nd Round | |
| 1994 | Tom Davis | 11-16 | 9-6 | 2-10 | 83.5 | 81.7 | 5-13 | T-10th | 80.6 | 84.5 | | |
| 1995 | Tom Davis | 21-12 | 13-5 | 8-7 | 83.6 | 74.6 | 9-9 | T-7th | 81.3 | 77.3 | | |
| 1996 | Tom Davis | 24-8 | 14-1 | 10-7 | 79.6 | 67.9 | 12-6 | T-2nd | 74.1 | 67.6 | NCAA 2nd Round | |
| 1997 | Tom Davis | 23-9 | 14-2 | 9-7 | 72.3 | 63.7 | 12-6 | T-2nd | 69.7 | 62.2 | NCAA 2nd Round | |
| 1998 | Tom Davis | 20-11 | 11-5 | 9-6 | 80.2 | 67.5 | 9-7 | T-5th | 74.4 | 69.8 | | |
| 1999 | Tom Davis | 20-10 | 11-4 | 9-6 | 73.9 | 70.0 | 9-7 | T-3rd | 71.9 | 71.1 | NCAA Sweet 16 | |
| 2000 | Steve Alford | 14-16 | 9-4 | 5-12 | 68.8 | 71.6 | 6-10 | T-7th | 65.1 | 71.1 | | |
| 2001 | Steve Alford | 23-12 | 12-4 | 11-8 | 74.1 | 70.5 | 7-9 | T-6th | 71.7 | 73.6 | NCAA 2nd Round | |
| 2002 | Steve Alford | 19-16 | 13-4 | 6-12 | 72.6 | 68.1 | 5-11 | T-8th | 67.4 | 70.9 | | |
| 2003 | Steve Alford | 17-14 | 11-7 | 6-7 | 69.1 | 66.5 | 7-9 | T-8th | 69.1 | 71.0 | | |
| 2004 | Steve Alford | 16-13 | 11-3 | 5-10 | 71.4 | 68.9 | 9-7 | 4th | 71.0 | 69.6 | | |
| 2005 | Steve Alford | 21-12 | 13-3 | 8-9 | 72.9 | 67.3 | 7-9 | 7th | 68.2 | 67.2 | NCAA 1st Round | |
| 2006 | Steve Alford | 25-9 | 17-0 | 8-9 | 66.3 | 58.9 | 11-5 | T-2nd | 66.6 | 62.6 | NCAA 1st Round | |
| 2007 | Steve Alford | 17-14 | 14-2 | 3-12 | 68.4 | 65.6 | 9-7 | T-4th | 67.0 | 66.9 | | |
| 2008 | Todd Lickliter | 13-19 | 10-8 | 3-11 | 56.1 | 58.0 | 6-12 | 8th | 55.4 | 60.2 | | |
| 2009 | Todd Lickliter | 15-17 | 13-4 | 2-13 | 60.2 | 59.6 | 5-13 | 10th | 57.9 | 62.5 | | |
| 2010 | Todd Lickliter | 10-22 | 9-9 | 1-13 | 60.5 | 66.0 | 4-14 | T-9th | 57.9 | 66.9 | | |
| 2011 | Fran McCaffery | 11-20 | 8-8 | 3-12 | 67.2 | 68.1 | 4-14 | 10th | 65.2 | 72.8 | | |
| 2012 | Fran McCaffery | 18-17 | 14-6 | 4-11 | 73.0 | 72.5 | 8-10 | T-7th | 67.8 | 71.6 | | |
| 2013 | Fran McCaffery | 25-13 | 18-2 | 7-11 | 70.1 | 62.8 | 9-9 | 6th | 66.3 | 64.6 | | |
| 2014 | Fran McCaffery | 20-13 | 13-4 | 7-9 | 81.5 | 70.3 | 9-9 | 6th | 78.3 | 73.6 | NCAA First Four | |
| 2015 | Fran McCaffery | 22-12 | 14-4 | 8-8 | 69.8 | 62.3 | 12-6 | T-3rd | 69.1 | 63.8 | NCAA 2nd Round | |
| 2016 | Fran McCaffery | 22-11 | 13-2 | 9-9 | 77.6 | 69.3 | 12-6 | T-3rd | 75.8 | 69.3 | NCAA 2nd Round | |
| 2017 | Fran McCaffery | 19-15 | 15-5 | 4-10 | 80.5 | 78.1 | 10-8 | T-5th | 77.0 | 77.9 | | |
| 2018 | Fran McCaffery | 14-19 | 9-6 | 5-13 | 79.7 | 78.7 | 4-14 | T-11th | 76.1 | 83.1 | | |
| 2019 | Fran McCaffery | 23-12 | 14-4 | 9-8 | 78.3 | 73.9 | 10-10 | 6th | 75.1 | 76.7 | NCAA 2nd Round | |
| 2020 | Fran McCaffery | 20-11 | 14-2 | 6-9 | 77.7 | 72.3 | 11-9 | T-5th | 76.2 | 75.0 | NCAA Canceled | |
| 2021 | Fran McCaffery | 22-9 | 14-2 | 8-7 | 83.7 | 72.7 | 14-6 | 3rd | 80.3 | 71.9 | NCAA 2nd Round | |
| 2022 | Fran McCaffery | 26-10 | 15-3 | 11-7 | 83.2 | 71.2 | 12-8 | T-4th | 79.6 | 72.7 | NCAA 1st Round | |
| Totals | | 1,720-1,188 | 1,097-377 | 623-811 | | | 815-812 | | | | | |

**RANKED ACCORDING TO TOTAL VICTORIES**

| NAME | YEARS | OVERALL | | BIG TEN | |
|-----------------------|------------------|--------------------|-------------|----------------|-------------|
| | | W-L | PCT. | W-L | PCT. |
| Tom Davis | 1986-99 | 271-138 | .663 | 126-104 | .548 |
| Fran McCaffery | 2010- | 242-162 | .599 | 115-109 | .513 |
| Lute Olson | 1975-83 | 168-90 | .651 | 92-70 | .568 |
| Steve Alford | 1999-07 | 152-106 | .589 | 61-67 | .477 |
| Rollie Williams | 1930-42, 51 | 139-131 | .515 | 69-92 | .429 |
| Bucky O'Connor* | 1950, 52-58 | 114-59 | .659 | 71-41 | .634 |
| Pops Harrison* | 1943-50 | 98-42 | .700 | 48-38 | .558 |
| Ralph Miller | 1965-70 | 95-51 | .651 | 54-30 | .643 |
| Sharm Scheuerman | 1959-64 | 72-69 | .511 | 38-46 | .452 |
| Sam Barry | 1923-29 | 62-54 | .534 | 43-41 | .512 |
| George Raveling | 1984-86 | 54-38 | .587 | 26-28 | .481 |
| Maury Kent | 1914-18 | 42-36 | .538 | 10-29 | .256 |
| Dick Schultz | 1971-74 | 41-55 | .427 | 20-36 | .357 |
| Todd Lickliter | 2007-10 | 38-58 | .396 | 15-39 | .278 |
| Ed Rule | 1902, 04, 06, 08 | 37-15 | .712 | 0-0 | .000 |
| James Ashmore | 1920-22 | 29-26 | .527 | 17-17 | .500 |
| John Griffith | 1907, 09-10 | 24-15 | .615 | 3-7 | .300 |
| Walter Stewart | 1911-12 | 15-12 | .556 | 2-6 | .250 |
| Floyd Thomas | 1913 | 9-13 | .409 | 1-5 | .167 |
| Edwin Bannick | 1919 | 8-7 | .533 | 4-7 | .364 |
| John Chalmers | 1905 | 6-8 | .429 | 0-0 | .000 |
| Fred Bailey | 1903 | 4-3 | .571 | 0-0 | .000 |
| TOTALS | | 1,720-1,188 | .591 | 815-812 | .501 |

RANKED ACCORDING TO OVERALL GAME WINNING PERCENTAGE

| NAME | YEARS | OVERALL | | BIG TEN | |
|-----------------------|------------------|--------------------|-------------|----------------|-------------|
| | | W-L | PCT. | W-L | PCT. |
| Ed Rule | 1902, 04, 06, 08 | 37-15 | .712 | 0-0 | .000 |
| Pops Harrison* | 1943-50 | 98-42 | .700 | 48-38 | .558 |
| Tom Davis | 1986-99 | 271-138 | .663 | 126-104 | .548 |
| Bucky O'Connor* | 1950, 52-58 | 114-59 | .659 | 71-41 | .634 |
| Lute Olson | 1975-83 | 168-90 | .651 | 92-70 | .568 |
| Ralph Miller | 1965-70 | 95-51 | .651 | 54-30 | .643 |
| John Griffith | 1907, 09-10 | 24-15 | .615 | 3-7 | .300 |
| Fran McCaffery | 2010- | 242-162 | .599 | 115-109 | .513 |
| Steve Alford | 1999-07 | 152-106 | .589 | 61-67 | .477 |
| George Raveling | 1984-86 | 54-38 | .587 | 26-28 | .481 |
| Fred Bailey | 1903 | 4-3 | .571 | 0-0 | .000 |
| Walter Stewart | 1911-12 | 15-12 | .556 | 2-6 | .250 |
| Maury Kent | 1914-18 | 42-36 | .538 | 10-29 | .256 |
| Sam Barry | 1923-29 | 62-54 | .534 | 43-41 | .512 |
| Edwin Bannick | 1919 | 8-7 | .533 | 4-7 | .364 |
| James Ashmore | 1920-22 | 29-26 | .527 | 17-17 | .500 |
| Rollie Williams | 1930-42, 51 | 139-131 | .515 | 69-92 | .429 |
| Sharm Scheuerman | 1959-64 | 72-69 | .511 | 38-46 | .452 |
| John Chalmers | 1905 | 6-8 | .429 | 0-0 | .000 |
| Dick Schultz | 1971-74 | 41-55 | .427 | 20-36 | .357 |
| Floyd Thomas | 1913 | 9-13 | .409 | 1-5 | .167 |
| Todd Lickliter | 2007-10 | 38-58 | .396 | 15-39 | .278 |
| TOTALS | | 1,720-1,188 | .591 | 815-812 | .501 |

*Both Pops Harrison and Bucky O'Connor coached 11 games in 1949-50



1915-16 (11-4, 2-4 Big Ten/7th)

Table with 3 columns: Date, Opponent, Score. Rows include Iowa Wesleyan, Cornell, Wisconsin#, Chicago, Minnesota, Grinnell, Drake, Chicago, Drake, Iowa State, Minnesota, Grinnell, Wisconsin, Iowa State.

1916-17 (7-9, 1-8 Big Ten/9th)

Table with 3 columns: Date, Opponent, Score. Rows include UNI, Lombard, Cornell, Indiana, Indiana, Purdue##, Northwestern, Grinnell, Chicago, Iowa State, Minnesota, Grinnell, Iowa State, Minnesota, Northwestern.

1917-18 (6-8, 4-6 Big Ten/9th)

Table with 3 columns: Date, Opponent, Score. Rows include Cornell, Lombard, Chicago, Wisconsin, Minnesota, Purdue, Minnesota, Iowa State, Indiana, Chicago, Iowa State, Indiana, Purdue.

Coach Edwin Bannick

1918-19 (8-7, 4-7 Big Ten/T-7th)

Table with 3 columns: Date, Opponent, Score. Rows include Coe, Indiana, Chicago, Northwestern, Indiana, Purdue, Minnesota, Minnesota, Wisconsin, Iowa State, Chicago, Cornell, Iowa State, Northwestern, Wisconsin.

Coach James Ashmore

1919-20 (9-10, 6-6 Big Ten/6th)

Table with 3 columns: Date, Opponent, Score. Rows include Cornell, Cornell, Cornell, Coe, Coe, Wisconsin, Minnesota, Northwestern, Wisconsin, Iowa State, Chicago, Minnesota.

Table with 3 columns: Date, Opponent, Score. Rows include Indiana, Chicago, Indiana, Purdue, Purdue, Northwestern, Iowa State.

1920-21 (9-9, 6-5 Big Ten/T-6th)

Table with 3 columns: Date, Opponent, Score. Rows include Rockford, Illinois Wesleyan, Millikin, Coe, Cornell, Minnesota, Michigan, Chicago, Chicago, Minnesota, Iowa State, Indiana, Purdue, Iowa State, Northwestern, Northwestern.

1921-22 (11-7, 5-6 Big Ten/5th)

Table with 3 columns: Date, Opponent, Score. Rows include Augustana (IL), Cornell, Lombard, Creighton, Creighton, Knox, Upper Iowa, Wisconsin, Minnesota, Purdue, Purdue, Chicago, Wisconsin, Ohio State, Minnesota, Michigan, Michigan, Ohio State.

Coach Sam Barry

1922-23 (13-2, 11-1 Big Ten/T-1st)

Table with 3 columns: Date, Opponent, Score. Rows include Knox, Cornell, Notre Dame, Chicago, Michigan, Ohio State, Northwestern, Minnesota, Chicago, Ohio State, Indiana, Minnesota, Michigan, Indiana.

1923-24 (7-10, 4-8 Big Ten/9th)

Table with 3 columns: Date, Opponent, Score. Rows include North Dakota, Butler, Cornell, Creighton, Marquette, Purdue, Michigan, Ohio State, Ohio State, Chicago, Illinois, Michigan, Illinois, Purdue, Wisconsin, Wisconsin.

Table with 3 columns: Date, Opponent, Score. Rows include W, 28-20, L, 18-37, L, 19-25, L, 19-25, L, 26-42, W, 27-23, W, 26-19.

Table with 3 columns: Date, Opponent, Score. Rows include W, 33-16, L, 26-29, L, 22-24, W, 33-5, W, 44-13, L, 19-24, L, 15-19, L, 17-42, W, 17-16, L, 14-17, L, 16-20, W, 20-15, W, 22-15, W, 26-17, L, 19-21, L, 18-26, W, 33-17, W, 20-14.

Table with 3 columns: Date, Opponent, Score. Rows include W, 41-16, W, 34-14, W, 26-14, L, 17-19, W, 20-17, W, 27-21, W, 32-15, L, 15-18, L, 16-24, L, 22-36, L, 26-27, W, 27-17, W, 24-18, W, 31-27, W, 29-21, L, 20-22, L, 19-25, W, 34-18.

Table with 3 columns: Date, Opponent, Score. Rows include W, 21-11, W, 36-19, L, 23-24, W, 35-23, W, 18-17, W, 46-21, W, 29-22, W, 32-16, W, 20-12, W, 28-11, W, 36-25, W, 19-13, W, 29-24, W, 20-18, L, 21-23.

Table with 3 columns: Date, Opponent, Score. Rows include W, 22-11, W, 26-23, W, 25-15, L, 13-36, L, 20-21, W, 36-26, L, 18-23, L, 28-43, L, 24-26, W, 21-13, L, 14-26, L, 25-27, L, 19-38, W, 40-31, W, 22-19, L, 26-36.

1924-25 (6-10, 5-7 Big Ten/T-7th)

Table with 3 columns: Date, Opponent, Score. Rows include Wabash, Butler, Marquette, Minnesota, Purdue, Northwestern, Illinois, Indiana, Northwestern, Indiana, Purdue, Wisconsin, Minnesota, Illinois, Wisconsin, Northwestern.

1925-26 (12-5, 8-4 Big Ten/T-1st)

Table with 3 columns: Date, Opponent, Score. Rows include Saint Louis, Wabash, Butler, Notre Dame, Marquette, Chicago, Michigan, Indiana, Ohio State, Northwestern, Indiana, Minnesota, Michigan, Northwestern, Chicago, Ohio State, Minnesota.

1926-27 (9-8, 7-5 Big Ten/T-4th)

Table with 3 columns: Date, Opponent, Score. Rows include Saint Louis, Wabash, Notre Dame, Marquette, Chicago, Purdue, Michigan, Illinois#, Butler, Ohio State, Illinois, Purdue, Wisconsin, Chicago, Ohio State, Michigan, Wisconsin.

1927-28 (6-11, 3-9 Big Ten/T-7th)

Table with 3 columns: Date, Opponent, Score. Rows include Knox, Notre Dame, Pittsburgh#, Marquette, Minnesota, Northwestern, Illinois, Purdue, Creighton, Minnesota, Indiana, Northwestern, Wisconsin, Illinois, Indiana, Wisconsin, Purdue.

1928-29 (9-8, 5-7 Big Ten/7th)

Table with 3 columns: Date, Opponent, Score. Rows include South Dakota, Washington (MO), Marquette, Pittsburgh, Ohio State, Michigan, Minnesota, Northwestern.



1937-38 (11-9, 6-6 Big Ten/T-5th)

Table with 3 columns: Pos, Starters, Ppg. Lists players like Ben Stephens, Nile Kinnick, Jack Drees, Joe Van Ysseldyk, Ken Suesens.

Table with 3 columns: Date, Location, Score. Lists games from 12/9 to 2/28 with scores like W, 44-20; W, 41-34; W, 36-31.

1938-39 (8-11, 3-9 Big Ten/10th)

Table with 3 columns: Pos, Starters, Ppg. Lists players like Ben Stephens, Angelo Anapol, Ken Bastian, Erwin Prasse, Thomas Lind.

Table with 3 columns: Date, Location, Score. Lists games from 12/3 to 3/6 with scores like L, 33-37; W, 37-34; W, 42-26.

1939-40 (9-12, 4-8 Big Ten/8th)

Table with 3 columns: Pos, #, Starters, Ppg. Lists players like Vic Siegel, Thomas Lind, Dick Evans, Erwin Prasse, Vincent Harsha.

Table with 3 columns: Date, Location, Score. Lists games from 12/2 to 1/1 with scores like W, 24-21; W, 43-26; W, 44-32.

Table with 3 columns: Date, Location, Score. Lists games from 1/6 to 3/4 with scores like L, 34-42; L, 30-45; L, 38-47.

1940-41 (12-8, 4-8 Big Ten/8th)

Table with 3 columns: Pos, Starters, Ppg. Lists players like Vic Siegel, Tom Chapman, Milton Kuhl, Rudy Soderquist, Bill Wheeler.

Table with 3 columns: Date, Location, Score. Lists games from 12/7 to 3/3 with scores like W, 75-35; W, 42-22; W, 39-37.

1941-42 (12-8, 10-5 Big Ten/T-2nd)

Table with 3 columns: Pos, #, Starters, Ppg. Lists players like Tom Chapman, Wendell Hill, Milton Kuhl, Rudy Soderquist, Vic Siegel.

Table with 3 columns: Date, Location, Score. Lists games from 12/13 to 3/7 with scores like W, 52-31; L, 35-41; W, 49-48.

Coach Pops Harrison

1942-43 (7-10, 3-9 Big Ten/9th)

Table with 3 columns: Pos, Starters, Ppg. Lists players like Ben Trickey, Tom Chapman, James O'Brien, Robert Lundstedt, Theron Thomsen, Gene Nesmith.

Table with 3 columns: Date, Location, Score. Lists games from 12/10 to 3/1 with scores like W, 52-46; W, 46-43; L, 43-52.

1943-44 (14-4, 9-3 Big Ten/T-2nd)

Table with 3 columns: Pos, Starters, Ppg. Lists players like Dick Ives, David Danner, Lloyd Herwig, Ned Postels, Jack Spencer, Jimmie Grafton, Donald Walter, Glen Kremer.

Table with 3 columns: Date, Location, Score. Lists games from 12/10 to 3/4 with scores like W, 50-33; W, 82-34; W, 54-29.

1944-45 (17-1, 11-1 Big Ten/1st)

Table with 3 columns: Pos, #, Starters, Ppg. Lists players like Ned Postels, Dick Ives, Clayton Wilkinson, Herbert Wilkinson, Jack Spencer, Murray Wier, Dick Culberson, Bob Schulz.

Table with 3 columns: Date, Location, Score. Lists games from 12/9 to 1/19 with scores like W, 101-23; W, 87-37; W, 61-45.



Coach Ralph Miller

1964-65 (14-10, 8-6 Big Ten/5th)

Table with 4 columns: Pos, #, Starters, Ppg. Lists players like Gary Olson (Sr.), Gerry Jones (So.), George Peeples (Sr.), etc.

Table with 4 columns: Date, AP Rank UI/Opp, Opponent, Result. Lists games against South Dakota, Kentucky, Evansville, etc.

Los Angeles Classic

Table with 4 columns: Date, AP Rank UI/Opp, Opponent, Result. Lists games at USC, vs. Utah, vs. Minnesota.

Table with 4 columns: Date, AP Rank UI/Opp, Opponent, Result. Lists games against Wisconsin, Michigan, Indiana, etc.

1965-66 (17-7, 8-6 Big Ten/T-3rd)

Table with 4 columns: Pos, #, Starters, Ppg. Lists players like Gary Olson (Sr.), Ben McGilmer (So.), George Peeples (Sr.), etc.

Table with 4 columns: Date, AP Rank UI/Opp, Opponent, Result. Lists games against Pepperdine, Evansville, Southern Illinois, etc.

Sun Bowl Tournament

Table with 4 columns: Date, AP Rank UI/Opp, Opponent, Result. Lists games vs. Arkansas, at UTEP.

Table with 4 columns: Date, AP Rank UI/Opp, Opponent, Result. Lists games at Wisconsin, Northwestern, Indiana, Michigan, Ohio State, etc.

1966-67 (16-8, 9-5 Big Ten/3rd)

Table with 4 columns: Pos, #, Starters, Ppg. Lists players like Gerry Jones (Sr.), Sam Williams (Sr.), Huston Breedlove (Sr.), etc.

Table with 4 columns: Date, AP Rank UI/Opp, Opponent, Result. Lists games at Washington, Drake, California, Stanford, etc.

1967-68 (16-9, 10-4 Big Ten/T-1st)

Table with 4 columns: Pos, #, Starters, Ppg. Lists players like Glenn Vidnovic (So.), Sam Williams (Sr.), Dick Jensen (So.), etc.

Table with 4 columns: Date, AP Rank UI/Opp, Opponent, Result. Lists games at Bowling Green, Southern Illinois, Drake, UTEP, etc.

Los Angeles Classic

Table with 4 columns: Date, AP Rank UI/Opp, Opponent, Result. Lists games vs. Tennessee, Wyoming, Saint Louis.

Table with 4 columns: Date, AP Rank UI/Opp, Opponent, Result. Lists games at Northwestern, Loyola, Ohio State, Minnesota, Michigan, etc.

1968-69 (12-12, 5-9 Big Ten/T-8th)

Table with 4 columns: Pos, #, Starters, Ppg. Lists players like Glenn Vidnovic (Sr.), John Johnson (Sr.), Dick Jensen (Sr.), etc.

Table with 4 columns: Date, AP Rank UI/Opp, Opponent, Result. Lists games at Cal Poly, Northern Michigan, UW-Milwaukee, etc.

Sugar Bowl Tournament

Table with 4 columns: Date, AP Rank UI/Opp, Opponent, Result. Lists games vs. Houston, vs. Duke.

Table with 4 columns: Date, AP Rank UI/Opp, Opponent, Result. Lists games at Michigan, Indiana, Michigan State, Minnesota, etc.

1969-70 (20-5, 14-0 Big Ten/1st)

Table with 4 columns: Pos, #, Starters, Ppg. Lists players like Glenn Vidnovic (Sr.), John Johnson (Sr.), Dick Jensen (Sr.), etc.

Table with 4 columns: Date, AP Rank UI/Opp, Opponent, Result. Lists games at Southern Illinois, St. Francis (PA), Duquesne, etc.

Rainbow Classic

Table with 4 columns: Date, AP Rank UI/Opp, Opponent, Result. Lists games vs. St. John's, at Hawaii.

Table with 4 columns: Date, AP Rank UI/Opp, Opponent, Result. Lists games at Purdue, Michigan, Wisconsin, Tennessee Tech, etc.

NCAA Tourney (Mideast)

Table with 4 columns: Date, AP Rank UI/Opp, Opponent, Result. Lists games vs. Jacksonville, vs. Notre Dame.



Table with 3 columns: Date, Opponent, Result. Rows include Wisconsin, Northwestern, at Ohio State, at Indiana, Michigan, Michigan State, Purdue, at Illinois.

1976-77 (20-7, 12-6 Big Ten/4th)

Table with 4 columns: Pos., #, Starters, Ppg. Rows include Clay Hargrave (So.), Terry Drake (Sr.), Bruce King (Sr.), Cal Wulfsberg (Sr.), Ronnie Lester (Fr.).

Reserves

Table with 4 columns: Pos., #, Starters, Ppg. Rows include Dick Peth (So.), William Mayfield (So.), Tom Norman (So.).

AP Rank

Table with 4 columns: Date, UI/Opp, Opponent, Result. Rows include at Nebraska, Kent State, at Drake, Bradley, California, Iowa State, Drake.

Lobo Classic

Table with 4 columns: Date, Opponent, Result. Rows include at New Mexico, vs. Pittsburgh (n).

Table with 4 columns: Date, Opponent, Result. Rows include at Minnesota+, at Purdue, at Illinois#, Michigan, Northwestern, Ohio State, at Indiana, Wisconsin, Michigan State, Minnesota+, at Ohio State#, at Michigan, at Michigan State, Illinois, Purdue, Indiana, at Northwestern, at Wisconsin##.

1977-78 (12-15, 5-13 Big Ten/8th)

Table with 4 columns: Pos., #, Starters, Ppg. Rows include Clay Hargrave (Sr.), William Mayfield (Sr.), Larry Olsthoorn (So.), Tom Norman (Sr.), Ronnie Lester (So.).

Reserves

Table with 4 columns: Pos., #, Starters, Ppg. Rows include Dick Peth (Sr.), Vince Brookins (Fr.), Steve Waite (Fr.).

AP Rank

Table with 4 columns: Date, UI/Opp, Opponent, Result. Rows include at Iowa State, at Kent State, Mankato State, Cal-Northridge, at California, Denver.

Rebel Roundup

Table with 4 columns: Date, Opponent, Result. Rows include vs. Tennessee (n), at UNLV, Drake, at Indiana, at Ohio State, Michigan, Purdue, at Northwestern.

Table with 4 columns: Date, Opponent, Result. Rows include at Michigan State, Illinois, Wisconsin, at Minnesota, at Wisconsin, Michigan State, Minnesota, Northwestern, at Illinois, at Purdue, at Michigan, Ohio State, Indiana.

1978-79 (20-8, 13-5 Big Ten/T-1st)

Table with 4 columns: Pos., #, Starters, Ppg. Rows include William Mayfield (Sr.), Kevin Boyle (Fr.), Steve Waite (So.), Dick Peth (Sr.), Ronnie Lester (Sr.).

Reserves

Table with 4 columns: Pos., #, Starters, Ppg. Rows include Tom Norman (Sr.), Steve Krafcsin (So.), Vince Brookins (So.).

AP Rank

Table with 4 columns: Date, UI/Opp, Opponent, Result. Rows include Kent State, Wichita State, at Colorado State, at Drake, Iowa State, at Illinois Wesleyan, Drake.

Cabrillo Classic

Table with 4 columns: Date, Opponent, Result. Rows include vs. Pennsylvania (n) ##, vs. Stanford (n).

Table with 4 columns: Date, Opponent, Result. Rows include at Northwestern, at Michigan, Ohio State, Indiana, at Purdue, at Michigan State#, Illinois, Minnesota, at Wisconsin, at Minnesota, Michigan State, Wisconsin, Purdue, at Illinois, at Indiana, at Ohio State, Michigan, Northwestern.

NCAA Tournament (Midwest)

Table with 4 columns: Date, Opponent, Result. Row includes vs. Toledo (n).

1979-80 (23-10, 10-8 Big Ten/4th)

Table with 4 columns: Pos., #, Starters, Ppg. Rows include Steve Waite (Sr.), Vince Brookins (Sr.), Steve Krafcsin (Sr.), Kevin Boyle (So.), Kenny Arnold (So.).

Reserves

Table with 4 columns: Pos., #, Starters, Ppg. Rows include Ronnie Lester (Sr.), Bob Hansen (Fr.), Mark Gannon (Fr.).

AP Rank

Table with 4 columns: Date, UI/Opp, Opponent, Result. Rows include Northern Illinois, Colorado State, UNI, at Detroit, at Wichita State, at Iowa State.

Dayton Classic

Table with 4 columns: Date, Opponent, Result. Rows include vs. Mississippi State (n), at Dayton, Drake, at Illinois, at Michigan, Ohio State, Wisconsin, at Indiana, at Michigan State, Northwestern, Minnesota, at Purdue, at Minnesota, Michigan State#, Purdue, Indiana, at Northwestern, at Wisconsin, at Ohio State, Michigan, Illinois.

NCAA Tournament (East)

Table with 4 columns: Date, Opponent, Result. Rows include vs. VCU (n), vs. N.C. State (n), vs. Syracuse (n), vs. Georgetown (n), vs. Louisville (n), vs. Purdue (n).

1980-81 (21-7, 13-5 Big Ten/2nd)

Table with 4 columns: Pos., #, Starters, Ppg. Rows include Steve Waite (Sr.), Vince Brookins (Sr.), Steve Krafcsin (Sr.), Kevin Boyle (Sr.), Kenny Arnold (Sr.).

Reserves

Table with 4 columns: Pos., #, Starters, Ppg. Rows include Bob Hansen (So.), Mark Gannon (So.), Steve Carfino (Fr.).

AP Rank

Table with 4 columns: Date, UI/Opp, Opponent, Result. Rows include at Northern Illinois, Detroit.

Fiesta Classic

Table with 4 columns: Date, Opponent, Result. Rows include vs. Cincinnati (n), Arizona State, Nevada, at Drake, Iowa State, UNI, Wisconsin-Eau Claire, Ohio State, Michigan State, at Wisconsin, at Michigan, at Indiana, Minnesota, Purdue, at Illinois, at Northwestern, Illinois, at Minnesota#, Northwestern, Indiana, at Purdue, Michigan, Wisconsin, at Michigan State#, at Ohio State.

NCAA Tournament (Midwest)

Table with 4 columns: Date, Opponent, Result. Row includes vs. Wichita State (n).



Table with columns for date, location, score, and opponent. Includes games at Penn State, Northwestern, Illinois, Minnesota, Ohio State, Wisconsin, Purdue, Michigan, Michigan State, and Indiana.

National Invitation Tournament

Table with columns for date, opponent, score, and result. Includes games vs. DePaul, Ohio University, and Penn State.

1995-96 (24-8, 12-6 Big Ten/T-2nd)

Table with columns for position, number, starters, points per game, and reserves. Lists starters like Kenyon Murray and reserves like Ryan Bowen.

Table with columns for date, AP Rank, UI/Opp, Opponent, and Result. Includes Great Alaska Shootout games.

Table with columns for date, AP Rank, UI/Opp, Opponent, and Result. Includes Super Chevy Shootout games.

Table with columns for date, AP Rank, UI/Opp, Opponent, and Result. Includes Super Chevy Shootout games.

NCAA Tournament (West)

Table with columns for date, AP Rank, UI/Opp, Opponent, and Result. Includes games vs. George Washington and Arizona.

1996-97 (23-9, 12-6 Big Ten/T-2nd)

Table with columns for position, number, starters, points per game, and reserves. Lists starters like Ryan Bowen and reserves like J.R. Koch.

Table with columns for date, AP Rank, UI/Opp, Opponent, and Result. Includes game vs. Western Illinois.

Maui Invitational

Table with columns for date, opponent, and score. Includes games vs. California, LSU, and Chaminade.

Table with columns for date, opponent, and score. Includes game at Drake.

Super Chevy Shootout

Table with columns for date, opponent, and score. Includes Super Chevy Shootout games.

NCAA Tournament (West)

Table with columns for date, opponent, and score. Includes games vs. Virginia and Kentucky.

1997-98 (20-11, 9-7 Big Ten/T-5th)

Table with columns for position, number, starters, points per game, and reserves. Lists starters like Ricky Davis and reserves like J.R. Koch.

Table with columns for date, AP Rank, UI/Opp, Opponent, and Result. Includes games vs. Chicago State, North Texas, Long Island, and Drake.

Super Chevy Shootout

Table with columns for date, opponent, and score. Includes Super Chevy Shootout games.

San Juan Christmas Shootout

Table with columns for date, opponent, and score. Includes San Juan Christmas Shootout games.

Big Ten Tournament

Table with columns for date, opponent, and score. Includes game vs. Michigan.

National Invitation Tournament

Table with columns for date, opponent, and score. Includes game vs. Georgia.

1998-99 (20-10, 9-7 Big Ten/T-3rd)

Table with columns for position, number, starters, points per game, and reserves. Lists starters like Jess Settles and reserves like Guy Rucker.

Table with columns for date, AP Rank, UI/Opp, Opponent, and Result. Includes games vs. Western Illinois and UNI.

Hawkeye Invitational

Table with columns for date, opponent, and score. Includes Hawkeye Invitational games.

Big Ten Tournament

Table with columns for date, opponent, and score. Includes game vs. Wisconsin.

NCAA Tournament (West)

Table with columns for date, opponent, and score. Includes games vs. UAB, Arkansas, and Connecticut.



Table with columns: Date, AP Rank, Opponent, Result. Rows include games from 12/9 to 3/6.

Big Ten Tournament 3/12 vs. Michigan (n) L, 70-79

National Invitation Tournament 3/17 at Saint Louis L, 69-70

2004-05 (21-12, 7-9 Big Ten/7th) Pos. # Starters Ppg. Reserves

Table with columns: Date, AP Rank, Opponent, Result. Rows include 11/19 vs. Western Illinois.

EA Sports Maui Invitational 11/22-11/24 vs. Louisville, Texas, North Carolina.

Gazette Hawkeye Challenge 12/3-12/4 vs. Centenary, UNC Greensboro.

Table with columns: Date, AP Rank, Opponent, Result. Rows include games from 12/7 to 3/5.

Big Ten Tournament 3/10-3/12 vs. Purdue, Michigan State, Wisconsin.

NCAA Tournament (Indianapolis, IN) 3/17 --/21 vs. #23 Cincinnati (n) L, 64-76

2005-06 (25-9, 11-5 Big Ten/T-2nd) Pos. # Starters Ppg. Reserves

Table with columns: Date, AP Rank, Opponent, Result. Rows include 11/14 vs. UMES, 11/15 vs. Colgate.

Guardians Classic 11/21-11/22 vs. Kentucky, Texas (n).

Hawkeye Challenge 12/2-12/3 vs. Fairfield, Valparaiso.

Table with columns: Date, AP Rank, Opponent, Result. Rows include games from 12/6 to 3/4.

Big Ten Tournament 3/10-3/12 vs. Minnesota, Michigan State, Ohio State.

NCAA Tournament (Auburn Hills, MI) 3/17 20/-- vs. Northwestern State (n) L, 63-64

2006-07 (17-14, 9-7 Big Ten/T-4th) Pos. # Starters Ppg. Reserves

Table with columns: Date, AP Rank, Opponent, Result. Rows include 11/13 vs. The Citadel.

Paradise Jam 11/17-11/20 vs. Toledo, Alabama, Villanova.

Table with columns: Date, AP Rank, Opponent, Result. Rows include 11/25 vs. Arizona State, 11/29 vs. Virginia Tech.

Hawkeye Challenge 12/1-12/2 vs. Texas-Pan American, Coppin State.

Table with columns: Date, AP Rank, Opponent, Result. Rows include games from 12/5 to 3/3.

Big Ten Tournament 3/9 vs. Purdue (n) L, 55-74

Coach Todd Lickliter

2007-08 (13-19, 6-12 Big Ten/8th) Pos. # Starters Ppg. Reserves

Table with columns: Date, AP Rank, Opponent, Result. Rows include games from 11/9 to 11/20.

South Padre Island Invitational 11/23-11/24 vs. Bradley, Utah State.

Hawkeye Challenge 11/30-12/1 vs. Louisiana-Monroe, Eastern Illinois.

Table with columns: Date, AP Rank, Opponent, Result. Rows include games from 12/5 to 3/4.

Big Ten Tournament 3/13 vs. Michigan (n) L, 47-55



Table with columns for date, opponent, and score. Includes games from 12/7 to 3/9.

Big Ten Tournament

Table with columns for date, opponent, and score. Includes games on 3/14 and 3/15.

National Invitation Tournament

Table with columns for date, opponent, and score. Includes games from 3/20 to 4/4.

2013-14 (20-13, 9-9 Big Ten/6th)

Table with columns for position, number, starters, and points per game. Includes reserves.

AP Rank

Table with columns for date, AP rank, opponent, and result. Includes games from 11/8 to 11/22.

Battle 4 Atlantis

Table with columns for date, opponent, and score. Includes games on 11/28, 11/29, and 11/30.

Table with columns for date, opponent, and score. Includes games from 12/3 to 3/8.

Big Ten Tournament

Table with columns for date, opponent, and score. Includes game on 3/13.

NCAA Tournament (Dayton, OH)

Table with columns for date, opponent, and score. Includes game on 3/19.

2014-15 (22-12, 12-6 Big Ten/T-3rd)

Table with columns for position, number, starters, and points per game. Includes reserves.

AP Rank

Table with columns for date, AP rank, opponent, and result. Includes games on 11/14 and 11/17.

2K Classic

Table with columns for date, opponent, and score. Includes games on 11/20 and 11/21.

Table with columns for date, opponent, and score. Includes games from 11/24 to 3/7.

Big Ten Tournament

Table with columns for date, opponent, and score. Includes game on 3/12.

NCAA Tournament (Seattle, WA)

Table with columns for date, opponent, and score. Includes games on 3/20 and 3/22.

2015-16 (22-11, 12-6 Big Ten/T-3rd)

Table with columns for position, number, starters, and points per game. Includes reserves.

AP Rank

Table with columns for date, AP rank, opponent, and result. Includes games from 11/13 to 11/19.

Advocare Invitational

Table with columns for date, opponent, and score. Includes games on 11/26, 11/27, and 11/29.

Table with columns for date, opponent, and score. Includes games from 12/2 to 12/22.

Table with columns for date, opponent, and score. Includes games from 12/29 to 3/5.

Big Ten Tournament

Table with columns for date, opponent, and score. Includes game on 3/10.

NCAA Tournament

Table with columns for date, opponent, and score. Includes games on 3/18 and 3/20.

2016-17 (19-15, 10-8 Big Ten/T-5th)

Table with columns for position, number, starters, and points per game. Includes reserves.

Reserves

Table with columns for position, number, and points per game. Includes reserves.

AP Rank

Table with columns for date, AP rank, opponent, and result. Includes games from 11/11 to 11/20.

Emerald Coast Classic

Table with columns for date, opponent, and score. Includes games on 11/25 and 11/26.

Table with columns for date, opponent, and score. Includes games from 11/29 to 3/5.

Big Ten Tournament

Table with columns for date, opponent, and score. Includes game on 3/9.

National Invitation Tournament

Table with columns for date, opponent, and score. Includes games on 3/15 and 3/19.



2020-21 (22-9, 14-6 Big Ten/3rd)

| Pos. | # | Starters | Ppg. |
|------|----|---------------------------|------|
| C | 55 | Luka Garza (Sr.) | 24.1 |
| G/F | 10 | Joe Wieskamp (Jr.) | 14.8 |
| G | 3 | Jordan Bohannon (RS-Sr.) | 10.6 |
| G | 5 | CJ Fredrick (RS-So.) | 7.5 |
| G | 30 | Connor McCaffery (RS-Jr.) | 3.3 |

| Reserves | | | |
|----------|----|----------------------------|-----|
| F | 15 | Keegan Murray (Fr.) | 7.2 |
| F | 2 | Jack Nunge (RS-So.) | 7.1 |
| F | 22 | Patrick McCaffery (RS-Fr.) | 5.2 |

Big Ten Tournament

| | | | |
|------|------|-------------------|----------|
| 3/12 | 5/-- | vs. Wisconsin (n) | W, 62-57 |
| 3/13 | 5/3 | vs. Illinois (n) | L, 71-82 |

NCAA Tournament

| | | | |
|------|------|----------------------|----------|
| 3/20 | 5/-- | vs. Grand Canyon (n) | W, 86-74 |
| 3/22 | 5/-- | vs. Oregon (n) | L, 80-95 |

2021-22 (26-10, 12-8 Big Ten/T-4th)

| Pos. | # | Starters | Ppg. |
|------|----|----------------------------|------|
| F | 15 | Keegan Murray (So.) | 23.5 |
| G | 3 | Jordan Bohannon (6th Year) | 11.0 |
| F | 22 | Patrick McCaffery (RS-So.) | 10.5 |
| G | 11 | Tony Perkins (So.) | 7.4 |
| C | 0 | Filip Rebraca (Sr.) | 5.8 |

| Reserves | | | |
|----------|----|-----------------------|-----|
| F | 24 | Kris Murray (So.) | 9.7 |
| G | 20 | Payton Sandfort (Fr.) | 5.0 |
| G | 2 | Joe Toussaint (Jr.) | 4.3 |

AP Rank

| Date | UI/Opp | Opponent | Result |
|-------|--------|------------------------|-----------|
| 11/9 | --/-- | Longwood | W, 106-73 |
| 11/12 | --/-- | Kansas City | W, 89-57 |
| 11/16 | --/-- | N.C. Central | W, 86-69 |
| 11/18 | --/-- | Alabama State | W, 108-82 |
| 11/22 | --/-- | Western Michigan | W, 109-61 |
| 11/26 | --/-- | Portland State | W, 85-51 |
| 11/29 | --/-- | at Virginia | W, 75-74 |
| 12/3 | --/2 | at Purdue | L, 70-77 |
| 12/6 | --/-- | Illinois | L, 83-87 |
| 12/9 | --/17 | at Iowa State | L, 53-73 |
| 12/18 | --/-- | Utah State (n) | W, 94-75 |
| 12/21 | --/-- | Southeastern Louisiana | W, 93-62 |
| 12/29 | --/-- | Western Illinois | W, 92-71 |
| 1/3 | --/-- | Maryland | W, 80-75 |
| 1/6 | --/23 | at Wisconsin | L, 78-87 |
| 1/13 | --/-- | Indiana | W, 83-74 |
| 1/16 | --/-- | at Minnesota | W, 81-71 |
| 1/19 | --/-- | at Rutgers | L, 46-48 |
| 1/22 | --/-- | Penn State | W, 68-51 |
| 1/27 | --/6 | Purdue | L, 73-83 |

| | | | |
|------|-------|-----------------|-----------|
| 1/31 | --/-- | at Penn State## | L, 86-90 |
| 2/6 | --/-- | Minnesota | W, 71-59 |
| 2/10 | --/-- | at Maryland | W, 110-87 |
| 2/13 | --/-- | Nebraska | W, 98-75 |
| 2/17 | --/-- | Michigan | L, 79-84 |
| 2/19 | --/18 | at Ohio State | W, 75-62 |
| 2/22 | 25/-- | Michigan State | W, 86-60 |
| 2/25 | 25/-- | at Nebraska | W, 88-78 |
| 2/28 | 24/-- | Northwestern | W, 82-61 |
| 3/3 | 24/-- | at Michigan | W, 82-71 |
| 3/6 | 24/20 | at Illinois | L, 72-74 |

Big Ten Tournament

| | | | |
|------|-------|----------------------|-----------|
| 3/10 | 24/-- | vs. Northwestern (n) | W, 112-76 |
| 3/11 | 24/-- | vs. Rutgers (n) | W, 84-74 |
| 3/12 | 24/-- | vs. Indiana (n) | W, 80-77 |
| 3/13 | 24/9 | vs. Purdue (n) | W, 75-66 |

NCAA Tournament

| | | | |
|------|-------|------------------|----------|
| 3/17 | 16/-- | vs. Richmond (n) | L, 63-67 |
|------|-------|------------------|----------|

* -- Home Game
 # -- Overtime(s)
 + -- Awarded Forfeit

AP Rankings Information

| | |
|--------------|------------------------|
| 1949-1960 | AP ranked Top 20 teams |
| 1961-1968 | AP ranked Top 10 teams |
| 1969-1989 | AP ranked Top 20 teams |
| 1990-present | AP ranked Top 25 teams |

| Date | AP Rank UI/Opp | Opponent | Result |
|-------|----------------|---------------------|-----------|
| 11/25 | 6/-- | N.C. Central | W, 97-67 |
| 11/27 | 6/-- | Southern University | W, 103-76 |
| 12/3 | 3/-- | Western Illinois | W, 99-58 |
| 12/8 | 3/16 | North Carolina | W, 93-80 |
| 12/11 | 3/-- | Iowa State | W, 105-77 |
| 12/13 | 3/-- | Northern Illinois | W, 106-53 |
| 12/19 | 3/1 | Gonzaga (n) | L, 88-99 |
| 12/22 | 4/-- | Purdue | W, 70-55 |
| 12/25 | 4/-- | at Minnesota# | L, 95-102 |
| 12/29 | 10/19 | Northwestern | W, 87-72 |
| 1/2 | 10/14 | at Rutgers | W, 77-75 |
| 1/7 | 5/-- | at Maryland | W, 89-67 |
| 1/10 | 5/16 | Minnesota | W, 86-71 |
| 1/17 | 5/-- | at Northwestern | W, 96-73 |
| 1/21 | 4/-- | Indiana | L, 69-81 |
| 1/29 | 7/19 | at Illinois | L, 75-80 |
| 2/2 | 8/-- | Michigan State | W, 84-78 |
| 2/4 | 8/7 | Ohio State | L, 85-89 |
| 2/7 | 8/-- | at Indiana | L, 65-67 |
| 2/10 | 15/25 | Rutgers | W, 79-66 |
| 2/13 | 15/-- | at Michigan State | W, 88-58 |
| 2/18 | 11/21 | at Wisconsin | W, 77-62 |
| 2/21 | 11/-- | Penn State | W, 74-68 |
| 2/25 | 9/3 | at Michigan | L, 57-79 |
| 2/28 | 9/4 | at Ohio State | W, 73-57 |
| 3/4 | 5/-- | Nebraska | W, 102-64 |
| 3/7 | 5/25 | Wisconsin | W, 77-73 |



Iowa won four games in four days to capture the 2022 Big Ten Tournament Championship.



2011-12 (4-3)

| Date | AP Rank UI/Opp | Opponent | Result |
|-------|-------------------|-------------------|-----------|
| 12/31 | --/11 | at Wisconsin | W, 72-65 |
| 1/7 | --/6 | Ohio State | L, 47-76 |
| 1/10 | --/6 | at Michigan State | L, 61-95 |
| 1/14 | --/13 | Michigan | W, 75-59 |
| 1/29 | --/16 | at Indiana | L, 89-103 |
| 2/19 | --/18 | Indiana | W, 78-66 |
| 2/23 | --/16 | Wisconsin | W, 67-66 |

2012-13 (0-7)

| Date | AP Rank UI/Opp | Opponent | Result |
|-------|-------------------|------------------------|----------|
| 12/31 | --/5 | Indiana | L, 65-69 |
| 1/6 | --/2 | at Michigan | L, 67-95 |
| 1/10 | --/22 | Michigan State | L, 59-62 |
| 1/22 | --/14 | at Ohio State | L, 63-72 |
| 2/3 | --/23 | at Minnesota | L, 59-62 |
| 3/2 | --/1 | at Indiana | L, 60-73 |
| 3/15 | --/8 | vs. Michigan State (n) | L, 56-59 |

2013-14 (2-6)

| Date | AP Rank UI/Opp | Opponent | Result |
|-------|-------------------|-----------------|----------|
| 12/13 | 23/17 | at Iowa State | L, 82-85 |
| 1/5 | 22/4 | at Wisconsin | L, 71-75 |
| 1/12 | 20/3 | at Ohio State | W, 84-74 |
| 1/22 | 10/21 | at Michigan | L, 67-75 |
| 1/28 | 15/7 | Michigan State# | L, 69-71 |
| 2/8 | 17/10 | Michigan | W, 85-67 |
| 2/22 | 15/16 | Wisconsin | L, 74-79 |
| 3/6 | 24/22 | Michigan State | L, 76-86 |

2014-15 (3-6)

| Date | AP Rank UI/Opp | Opponent | Result |
|-------|-------------------|-------------------|----------|
| 11/20 | --/10 | vs. Texas (n) | L, 57-71 |
| 11/21 | --/23 | vs. Syracuse (n) | L, 63-66 |
| 12/3 | --/12 | at North Carolina | W, 60-55 |
| 12/12 | --/14 | Iowa State | L, 75-90 |
| 12/30 | --/20 | at Ohio State | W, 71-65 |
| 1/20 | 25/6 | at Wisconsin | L, 50-82 |
| 1/31 | --/5 | Wisconsin | L, 50-82 |
| 2/8 | --/17 | Maryland | W, 71-55 |
| 3/22 | --/7 | vs. Gonzaga (n) | L, 68-87 |

2015-16 (5-5)

| Date | AP Rank UI/Opp | Opponent | Result |
|-------|-------------------|-----------------------|----------|
| 11/27 | --/17 | vs. Notre Dame (n) | L, 62-68 |
| 11/29 | --/20 | vs. Wichita State (n) | W, 84-61 |
| 12/10 | --/4 | at Iowa State | L, 82-83 |
| 12/29 | --/1 | Michigan State | W, 83-70 |
| 1/2 | --/14 | at Purdue | W, 70-63 |
| 1/14 | 16/4 | at Michigan State | W, 76-59 |
| 1/24 | 9/22 | Purdue | W, 83-71 |
| 1/28 | 3/8 | at Maryland | L, 68-74 |
| 3/1 | 16/12 | Indiana | L, 78-81 |
| 3/20 | 20/3 | vs. Villanova (n) | L, 68-87 |

2016-17 (4-3)

| Date | AP Rank UI/Opp | Opponent | Result |
|-------|-------------------|--------------|----------|
| 11/27 | --/7 | vs. Virginia | L, 41-74 |
| 12/8 | --/25 | Iowa State | W, 78-64 |
| 12/28 | --/15 | at Purdue | L, 67-89 |
| 1/12 | --/17 | Purdue | W, 83-78 |
| 1/19 | --/25 | Maryland | L, 76-84 |
| 2/25 | --/24 | at Maryland | W, 83-69 |
| 3/2 | --/22 | at Wisconsin | W, 59-57 |

2017-18 (0-5)

| Date | AP Rank UI/Opp | Opponent | Result |
|------|-------------------|--------------------|----------|
| 1/20 | --/3 | Purdue | L, 64-87 |
| 2/6 | --/4 | Michigan State | L, 93-96 |
| 2/10 | --/14 | at Ohio State | L, 64-82 |
| 2/14 | --/22 | at Michigan | L, 59-74 |
| 3/1 | --/15 | vs. Michigan (n) # | L, 71-77 |

2018-19 (5-7)

| Date | AP Rank UI/Opp | Opponent | Result |
|-------|-------------------|--------------------|----------|
| 11/15 | --/13 | vs. Oregon (n) | W, 77-69 |
| 11/30 | 14/22 | Wisconsin | L, 66-72 |
| 12/3 | 18/10 | at Michigan State | L, 68-90 |
| 1/6 | 25/24 | Nebraska | W, 93-84 |
| 1/12 | --/16 | Ohio State | W, 72-62 |
| 1/24 | 19/6 | Michigan State | L, 67-82 |
| 2/1 | --/5 | Michigan | W, 74-59 |
| 2/19 | 21/24 | Maryland | L, 65-66 |
| 3/7 | --/21 | at Wisconsin | L, 45-65 |
| 3/15 | --/10 | vs. Michigan (n) | L, 53-74 |
| 3/18 | --/22 | vs. Cincinnati (n) | W, 79-72 |
| 3/20 | --/6 | vs. Tennessee# (n) | L, 77-83 |

2019-20 (7-5)

| Date | AP Rank UI/Opp | Opponent | Result |
|-------|-------------------|--------------------|-----------|
| 11/28 | --/12 | Texas Tech (n) | W, 72-61 |
| 12/6 | --/4 | Michigan | L, 91-103 |
| 1/4 | 23/21 | vs. Penn State (n) | L, 86-89 |
| 1/10 | --/12 | Maryland | W, 67-49 |
| 1/17 | --/19 | Michigan | W, 90-83 |
| 1/22 | 19/24 | Rutgers | W, 85-80 |
| 1/30 | 18/15 | at Maryland | L, 72-82 |
| 2/2 | 18/19 | Illinois | W, 72-65 |
| 2/20 | 20/25 | Ohio State | W, 85-76 |
| 2/25 | 18/24 | at Michigan State | L, 70-78 |
| 2/29 | 18/16 | Penn State | W, 77-68 |
| 3/8 | 18/23 | at Illinois | L, 76-78 |

2020-21 (8-5)

| Date | AP Rank UI/Opp | Opponent | Result |
|-------|-------------------|------------------|----------|
| 12/8 | 3/16 | North Carolina | W, 93-80 |
| 12/19 | 3/1 | Gonzaga (n) | L, 88-99 |
| 12/29 | 10/19 | Northwestern | W, 87-72 |
| 1/2 | 10/14 | at Rutgers | W, 77-75 |
| 1/10 | 5/16 | Minnesota | W, 86-71 |
| 1/29 | 7/19 | at Illinois | L, 75-80 |
| 2/4 | 8/7 | Ohio State | L, 85-89 |
| 2/10 | 15/25 | Rutgers | W, 79-66 |
| 2/18 | 11/21 | at Wisconsin | W, 77-62 |
| 2/25 | 9/3 | at Michigan | L, 57-79 |
| 2/28 | 9/4 | at Ohio State | W, 73-57 |
| 3/7 | 5/25 | Wisconsin | W, 77-73 |
| 3/13 | 5/3 | vs. Illinois (n) | L, 71-82 |

2021-22 (2-5)

| Date | AP Rank UI/Opp | Opponent | Result |
|------|-------------------|----------------|----------|
| 12/3 | --/2 | Purdue | L, 70-77 |
| 12/9 | --/17 | at Iowa State | L, 53-73 |
| 1/6 | --/23 | at Wisconsin | L, 78-87 |
| 1/27 | --/6 | Purdue | L, 73-83 |
| 2/19 | --/18 | at Ohio State | W, 75-62 |
| 3/6 | 24/20 | at Illinois | L, 72-74 |
| 3/13 | 24/9 | vs. Purdue (n) | W, 75-66 |



Iowa won an NCAA-best combined 15 games over AP Top 25 opponents over the last two seasons (2020 & 2021).



2K Empire Classic, New York City

| | | |
|----------------|---|-------|
| 2014-15 | | |
| Texas | L | 57-71 |
| Syracuse | L | 63-66 |

2018-19

| | | |
|-------------|---|-------|
| Oregon | W | 77-69 |
| Connecticut | W | 91-72 |

Advocare Invitational

| | | |
|----------------|---|-------|
| 2015-16 | | |
| Dayton | L | 77-82 |
| Notre Dame | L | 62-68 |
| Wichita State | W | 84-61 |

All-College Tournament, Oklahoma City, OK

| | | |
|----------------|---|--------|
| 1987-88 | | |
| Illinois State | L | 88-89 |
| Oral Roberts | W | 126-94 |

Anteater Classic, Irvine, CA

| | | |
|----------------|---|---------|
| 1986-87 | | |
| Portland | W | 84-65 |
| UC-Irvine | W | 105-103 |

Battle 4 Atlantis

| | | |
|--|---|------------|
| 2013-14, Paradise Island, Bahamas | | |
| Xavier | W | 77-74 (OT) |
| UTEP | W | 89-53 |
| Villanova | L | 83-88 (OT) |

Big Ten Postseason Tournament

| | | |
|--|---|-------|
| 1997-98, Chicago, IL (5th seed) | | |
| Michigan | L | 66-77 |

| | | |
|--|---|-------|
| 1998-99, Chicago, IL (5th seed) | | |
| Wisconsin | L | 60-74 |

| | | |
|--|---|-------|
| 1999-00, Chicago, IL (7th seed) | | |
| Minnesota | W | 81-78 |
| Michigan State | L | 65-75 |

| | | |
|--|---|-------|
| 2000-01, Chicago, IL (6th seed) | | |
| Northwestern | W | 72-55 |
| Ohio State | W | 75-66 |
| Penn State | W | 94-74 |
| Indiana | W | 63-61 |

| | | |
|---|---|-------|
| 2001-02, Indianapolis, IN (9th seed) | | |
| Purdue | W | 87-72 |
| Wisconsin | W | 58-56 |
| Indiana | W | 62-60 |
| Ohio State | L | 64-81 |

| | | |
|--|---|-------|
| 2002-03, Chicago, IL (9th seed) | | |
| Ohio State | L | 64-66 |

| | | |
|---|---|-------|
| 2003-04, Indianapolis, IN (4th seed) | | |
| Michigan | L | 70-79 |

| | | |
|--|---|-------|
| 2004-05, Chicago, IL (7th seed) | | |
| Purdue | W | 71-52 |
| Michigan State | W | 71-69 |
| Wisconsin | L | 56-59 |

| | | |
|---|---|-------|
| 2005-06, Indianapolis, IN (2nd seed) | | |
| Minnesota | W | 67-57 |
| Michigan State | W | 53-48 |
| Ohio State | W | 67-60 |

| | | |
|--|---|-------|
| 2006-07, Chicago, IL (4th seed) | | |
| Purdue | L | 55-74 |

| | | |
|---|---|-------|
| 2007-08, Indianapolis, IN (8th seed) | | |
| Michigan | L | 47-55 |

| | | |
|--|---|-------|
| 2008-09, Indianapolis, IN (10th seed) | | |
| Michigan | L | 45-73 |

| | | |
|---|---|-------|
| 2009-10, Indianapolis, IN (9th seed) | | |
| Michigan | L | 52-59 |

| | | |
|--|---|-------|
| 2010-11, Indianapolis, IN (10th seed) | | |
| Michigan State | L | 61-66 |

| | | |
|---|---|-------|
| 2011-12, Indianapolis, IN (8th seed) | | |
| Illinois | W | 64-61 |
| Michigan State | L | 75-92 |

| | | |
|--|---|-------|
| 2012-13, Chicago, IL (6th seed) | | |
| Northwestern | W | 73-59 |
| Michigan State | L | 56-59 |

| | | |
|---|---|-------|
| 2013-14, Indianapolis, IN (6th seed) | | |
| Northwestern | L | 62-67 |

| | | |
|--|---|-------|
| 2014-15, Chicago, IL (5th seed) | | |
| Penn State | L | 58-67 |

| | | |
|---|---|-------|
| 2015-16, Indianapolis, IN (5th seed) | | |
| Illinois | L | 66-68 |

| | | |
|---|---|-------|
| 2016-17, Washington, D.C. (7th seed) | | |
| Indiana | L | 73-95 |

| | | |
|--|---|------------|
| 2017-18, New York, NY (12th seed) | | |
| Illinois | W | 96-87 |
| Michigan | L | 71-77 (OT) |

| | | |
|--|---|-------|
| 2018-19, Chicago, IL (6th seed) | | |
| Illinois | W | 83-62 |
| Michigan | L | 53-74 |

2019-20, Indianapolis (canceled due to COVID-19 global pandemic)

| | | |
|---------------------------|---|-------|
| 2020-21 (3rd seed) | | |
| Wisconsin | W | 62-57 |
| Illinois | L | 71-82 |

| | | |
|---------------------------|---|--------|
| 2021-22 (5th seed) | | |
| Northwestern | W | 112-76 |
| Rutgers | W | 84-74 |
| Indiana | W | 75-66 |
| Purdue | W | 75-66 |

Cancun Challenge

| | | |
|--------------------------------|---|-------|
| 2012-13, Cancun, Mexico | | |
| Western Kentucky | W | 63-55 |
| Wichita State | L | 63-75 |

Cabrillo Classic, San Diego, CA

| | | |
|----------------|---|--------------|
| 1978-79 | | |
| Pennsylvania | W | 87-84 (2 OT) |
| Stanford | W | 83-68 |

Cayman Islands Classic, Grand Cayman

| | | |
|--------------------|---|-------|
| 2017-18 | | |
| Louisiana | L | 71-80 |
| South Dakota State | L | 72-80 |
| UAB | W | 95-85 |

**Chaminade Classic, Chaminade, HI****1988-89**

| | | |
|------------------|---|--------|
| Eastern Illinois | W | 89-71 |
| Saint Louis | W | 83-80 |
| UC-Riverside | L | 92-110 |

Dale Howard Classic**2011-12, Des Moines, IA**

| | | |
|-----------|---|-------|
| Creighton | L | 59-82 |
|-----------|---|-------|

Dayton Classic, Dayton, OH**1979-80**

| | | |
|-------------------|---|-------|
| Mississippi State | W | 81-62 |
| Dayton | W | 61-54 |

Dixie Classic, Chapel Hill, NC**1956-57**

| | | |
|---------------|---|------------|
| N.C. State | L | 70-84 |
| DePaul | L | 72-73 (OT) |
| West Virginia | W | 79-76 |

Emerald Coast Classic, Niceville, FL**2016-17**

| | | |
|----------|---|--------|
| Virginia | L | 41-74 |
| Memphis | L | 92-100 |

Far West Classic, Pullman, WA**1958-59**

| | | |
|--------------|---|-------|
| Wyoming | W | 82-74 |
| Oregon State | L | 71-72 |

1962-63

| | | |
|--------------|---|-------|
| Arizona | W | 57-56 |
| Oregon | W | 62-48 |
| Oregon State | L | 57-64 |

1963-64

| | | |
|------------------|---|-------|
| Colorado State | L | 56-61 |
| Louisiana State | L | 81-92 |
| Washington State | W | 74-66 |

1974-75

| | | |
|----------------|---|-------|
| Oregon State | L | 60-97 |
| Wake Forest | L | 71-92 |
| Boston College | L | 81-86 |

1985-86

| | | |
|-------------------|---|-------|
| Tampa | W | 54-45 |
| Boston University | W | 76-71 |
| St. Joseph's | L | 56-60 |

Fiesta Classic, Tempe, AZ**1980-81**

| | | |
|---------------|---|-------|
| Cincinnati | W | 69-64 |
| Arizona State | L | 88-96 |

Great Alaska Shootout, Anchorage, AK**1986-87**

| | | |
|----------------------|---|------------|
| Alaska-Anchorage | W | 91-81 |
| North Carolina State | W | 90-89 (OT) |
| Northeastern | W | 103-80 |

1995-96

| | | |
|-----------------|---|-------------|
| Ohio University | W | 78-51 |
| Connecticut | W | 101-95 (OT) |
| Duke | L | 81-88 |

Guardians (CBE) Classic**2001-02, Kansas City, MO**

| | | |
|----------|---|-------|
| Memphis | W | 75-71 |
| Missouri | L | 77-78 |

2005-06, Kansas City, MO

| | | |
|----------|---|-------|
| Kentucky | W | 67-63 |
| Texas | L | 59-68 |

2009-10, Kansas City, MO

| | | |
|---------------|---|-------|
| Texas | L | 60-85 |
| Wichita State | L | 57-74 |

Hawkeye Invitational, Iowa City, IA**1982-83**

| | | |
|---------|---|-------|
| Navy | W | 76-65 |
| Hawai'i | W | 99-67 |

1983-84

| | | |
|--------------|---|-------|
| Baylor | W | 67-44 |
| Oregon State | W | 56-45 |

1984-85

| | | |
|-------------------|---|-------|
| Boston University | W | 67-53 |
| Texas Tech | W | 58-48 |

1985-86

| | | |
|----------------|---|-------|
| Arkansas State | L | 62-66 |
| Lehigh | W | 89-68 |

1986-87

| | | |
|------------------|---|--------|
| Delaware | W | 95-47 |
| Loyola-Marymount | W | 103-80 |

1987-88

| | | |
|-----------|---|--------|
| Navy | W | 91-61 |
| UC-Irvine | W | 124-88 |

1988-89

| | | |
|---------|---|--------|
| Brown | W | 109-61 |
| Georgia | W | 102-76 |

1989-90

| | | |
|-------------------|---|-------|
| Ohio University | W | 75-49 |
| Cal-Santa Barbara | W | 85-79 |

1990-91

| | | |
|-----------|---|-------|
| Colgate | W | 80-59 |
| Creighton | W | 83-77 |

1991-92

| | | |
|----------------|---|-------|
| Army | W | 74-39 |
| Louisiana Tech | W | 84-65 |

1992-93

| | | |
|--------------------|---|-------|
| Texas-Pan American | W | 85-29 |
| Mississippi State | W | 69-54 |

1993-94

| | | |
|------------------|---|--------|
| Lehigh | W | 104-77 |
| Long Beach State | W | 101-79 |

1994-95

| | | |
|-----------------|---|-------|
| Pepperdine | W | 99-63 |
| Ohio University | W | 91-75 |

1995-96

| | | |
|----------------------|---|--------|
| East Tennessee State | W | 104-58 |
| Colgate | W | 79-59 |



| | | |
|---|---|------------|
| 1996-97 | | |
| Grambling State | W | 93-73 |
| LaSalle | W | 65-60 |
| 1997-98 | | |
| Rice | W | 81-52 |
| Weber State | W | 81-56 |
| 1998-99 | | |
| South Alabama | W | 82-58 |
| Detroit Mercy | W | 61-60 |
| 1999-00 | | |
| Texas Southern | W | 73-51 |
| Ohio University | W | 86-66 |
| 2000-01 | | |
| Tenn.-Chattanooga | W | 79-60 |
| Tulsa | W | 66-65 |
| 2001-02 | | |
| Alabama State | W | 73-64 |
| Southern Methodist | W | 86-69 |
| 2002-03 | | |
| Montana State | W | 65-44 |
| Southern Mississippi | W | 65-63 |
| 2003-04 | | |
| Eastern Washington | W | 70-54 |
| Northern Illinois | W | 65-57 |
| 2004-05 | | |
| Centenary | W | 88-53 |
| UNC Greensboro | W | 83-58 |
| 2005-06 | | |
| Fairfield | W | 75-59 |
| Valparaiso | W | 72-59 |
| 2006-07 | | |
| Texas-Pan American | W | 62-46 |
| Coppin State | W | 83-67 |
| 2007-08 | | |
| Louisiana-Monroe | L | 67-72 (OT) |
| Eastern Illinois | W | 57-45 |
| Holiday Festival, New York, NY | | |
| 1959-60 | | |
| St. John's | W | 91-84 |
| NYU | W | 80-75 |
| Cincinnati | L | 83-96 |
| IKON Coaches vs. Cancer Classic, New York City, NY | | |
| 1999-00 | | |
| Connecticut | W | 70-68 |
| Stanford | L | 58-72 |
| Kentucky Invitational, Lexington, KY | | |
| 1962-63 | | |
| Kentucky | L | 69-94 |
| Oregon State | L | 55-61 |
| Kettle Classic, Houston, TX | | |
| 1981-82 | | |
| Clemson | W | 80-68 |
| Houston | L | 52-62 |

| | | |
|---|---|---------------|
| Las Vegas Invitational, Las Vegas, NV | | |
| 2008-09, Las Vegas, NV | | |
| West Virginia | L | 68-87 |
| Kansas State | W | 65-63 |
| Las Vegas Invitational, Las Vegas, NV | | |
| 2019-20, Las Vegas, NV | | |
| Texas Tech | W | 72-61 |
| San Diego State | L | 73-83 |
| Lobo Classic, Albuquerque, NM | | |
| 1976-77 | | |
| New Mexico | L | 83-96 |
| Pittsburgh | W | 103-80 |
| Los Angeles Classic, Los Angeles, CA | | |
| 1960-61 | | |
| California | W | 83-80 (4 OTs) |
| USC | W | 70-62 |
| UCLA | W | 71-65 |
| 1964-65 | | |
| USC | W | 71-65 |
| Utah | L | 88-92 |
| Minnesota | W | 76-74 |
| 1967-68 | | |
| Tennessee | W | 64-59 (OT) |
| Wyoming | L | 87-94 (2 OT) |
| Saint Louis | W | 80-77 (OT) |
| Maui Invitational, Maui, HI | | |
| 1987-88 | | |
| Stanford | W | 78-75 |
| Kansas | W | 100-81 |
| Villanova | W | 97-74 |
| 1996-97 | | |
| California | L | 59-75 |
| LSU | L | 60-70 |
| Chaminade | W | 67-37 |
| 2004-05 | | |
| Louisville | W | 76-71 |
| Texas | W | 82-80 |
| North Carolina | L | 92-106 |
| National Invitation Tournament, Preseason | | |
| 1990-91 | | |
| Temple (Iowa City, IA) | W | 73-71 |
| Notre Dame (South Bend, IN) | L | 68-77 |
| National Invitation Tournament, Postseason | | |
| 1994-95 | | |
| DePaul (Moline, IL) | W | 96-87 |
| Ohio University (Iowa City, IA) | W | 66-62 |
| Penn State (Iowa City, IA) | L | 64-67 |
| 1997-98 | | |
| Georgia (Iowa City, IA) | L | 93-100 |
| 2001-02 | | |
| LSU (Iowa City, IA) | L | 61-63 |
| 2002-03 | | |
| Valparaiso (Iowa City, IA) | W | 62-60 |
| Iowa State (Ames, IA) | W | 54-53 |
| Georgia Tech (Iowa City, IA) | L | 78-79 |

**2003-04**

Saint Louis (St. Charles, MO) L 69-70

2011-12Dayton (Iowa City, IA) W 84-75
Oregon (Eugene, OR) L 97-108**2012-13**Indiana State (Iowa City, IA) W 68-52
Stony Brook (Iowa City, IA) W 75-63
Virginia (Charlottesville, VA) W 75-64
Maryland (New York, NY) W 71-60
Baylor (New York, NY) L 54-74**2016-17**South Dakota (Iowa City, IA) W 87-75
TCU (Iowa City, IA) L 92-94 (OT)**NCAA Tournament****1954-55, Mideast Region, Evanston, IL**Penn State W 82-53
Marquette W 86-81**Final Four, Kansas City, MO**LaSalle L 73-76
Colorado L 54-75**1955-56, Mideast Region, Iowa City, IA**Morehead State W 97-83
Kentucky W 89-77**Final Four, Evanston, IL**Temple W 83-76
San Francisco L 71-83**1969-70, Mideast Region, Columbus, OH**Jacksonville L 103-104
Notre Dame W 121-106**1978-79, Mideast Region, Bloomington, IN (#4 Seed)**

Toledo L 72-74

1979-80, East Region, Greensboro, NC (#5 Seed)VA Commonwealth W 86-72
N.C. State W 77-64**Philadelphia, PA**Syracuse W 88-77
Georgetown W 81-80**Final Four, Indianapolis, IN**Louisville L 72-80
Purdue L 58-75**1980-81, Midwest Region, Wichita, KS (#3 Seed)**

Wichita State L 56-60

1981-82, West Region, Pullman, WA (#6 Seed)Northeast Louisiana W 70-63
Idaho L 67-69 (OT)**1982-83, Midwest Region, Louisville, KY (#7 Seed)**Utah State W 64-59
Missouri W 77-63**Kansas City, MO**

Villanova L 54-55

1984-85, West Region, Salt Lake City, UT (#8 Seed)

Arkansas L 54-63

1985-86, Midwest Region, Minneapolis, MN (#11 Seed)

N.C. State L 64-66

1986-87, West Region, Tucson, AZ (#2 Seed)Santa Clara W 99-76
UTEP W 84-82**Seattle, WA**Oklahoma W 93-91 (OT)
UNLV L 81-84**1987-88, West Region, Los Angeles, CA (#5 Seed)**Florida State W 102-98
UNLV W 104-86**Seattle, WA**

Arizona L 79-99

1988-89, East Region, Providence, RI (#4 Seed)Rutgers W 87-83
N.C. State L 96-102 (2 OT)**1990-91, Midwest Region, Minneapolis, MN (#7 Seed)**East Tennessee State W 76-73
Duke L 70-85**1991-92, East Region, Greensboro, NC (#9 Seed)**Texas W 98-92
Duke L 62-75**1992-93, Southeast Region, Nashville, TN (#4 Seed)**Northeast Louisiana W 82-69
Wake Forest L 78-84**1995-96, West Region, Tempe, AZ (#6 Seed)**George Washington W 81-79
Arizona L 73-87**1996-97, West Region, Salt Lake City, UT (#8 Seed)**Virginia W 73-60
Kentucky L 69-75**1998-99, West Region, Denver, CO (#5 Seed)**UAB W 77-64
Arkansas W 82-72**Phoenix, AZ**

Connecticut L 68-78

2000-01, East Region, Long Island, NY (#7 Seed)Creighton W 69-56
Kentucky L 79-92**2004-05, Austin Region, Indianapolis, IN (#10 seed)**

Cincinnati L 64-76

2005-06, Atlanta Region, Auburn Hills, MI (#3 seed)

Northwestern State L 63-64

2013-14, Midwest Region, Dayton, OH (#11 seed)

Tennessee L 65-78 (OT)

2014-15, South Region, Seattle, WA (#7 seed)Davidson W 83-52
Gonzaga L 68-87**2015-16, South Region, Brooklyn, NY (#7 seed)**Temple W 72-70 (OT)
Villanova L 68-87**2018-19, South Region, Columbus, OH (#10 seed)**Cincinnati W 79-72
Tennessee L 77-83 (OT)



2020-21, West Region, Indianapolis, IN (#2 seed)

| | | |
|--------------|---|-------|
| Grand Canyon | W | 86-74 |
| Oregon | L | 80-95 |

2021-22, Midwest Region, Buffalo, NY (#5 seed)

| | | |
|----------|---|-------|
| Richmond | L | 63-67 |
|----------|---|-------|

Paradise Jam, St. Thomas, Virgin Islands

2006-07

| | | |
|-----------|---|-------|
| Toledo | W | 78-65 |
| Alabama | L | 60-72 |
| Villanova | L | 60-89 |

2010-11

| | | |
|------------------|---|-------|
| Xavier | L | 73-86 |
| Alabama | W | 55-47 |
| Long Beach State | L | 72-78 |

Quaker City Tournament, Philadelphia, PA

1961-62

| | | |
|--------------|---|-------|
| Penn State | W | 67-48 |
| Pennsylvania | W | 72-64 |
| Villanova | L | 56-69 |

Queen City Tournament, Buffalo, NY

1957-58

| | | |
|--------------|---|-------|
| Cornell (NY) | W | 73-68 |
| Syracuse | W | 58-52 |

Rainbow Classic, Honolulu, HI

1969-70

| | | |
|-----------------|---|--------|
| St. John's (NY) | L | 55-57 |
| Hawai'i | W | 111-60 |

1975-76

| | | |
|------------|---|-------|
| Holy Cross | W | 98-75 |
| Arizona | W | 82-80 |
| USC | L | 73-81 |

1984-85

| | | |
|--------------|---|------------|
| Maryland | L | 68-70 (OT) |
| Cornell (NY) | W | 59-56 (OT) |
| Arkansas | W | 71-52 |

1994-95

| | | |
|----------|---|--------|
| Duke | W | 81-71 |
| Hawai'i | W | 84-82 |
| Arkansas | L | 92-101 |

2000-01

| | | |
|-------------|---|-------|
| Detroit | W | 69-68 |
| Tennessee | L | 68-80 |
| Saint Louis | W | 68-56 |

Rebel Roundup, Las Vegas, NV

1977-78

| | | |
|-----------|---|-------|
| Tennessee | W | 92-86 |
| UNLV | L | 84-85 |

Rochester Classic, Rochester, NY

1982-83

| | | |
|---------------|---|-------|
| James Madison | W | 47-45 |
| Seton Hall | W | 85-63 |

San Juan Christmas Shootout, San Juan, Puerto Rico

1997-98

| | | |
|----------------------|---|-------|
| Puerto Rico-Mayaguez | W | 96-37 |
| Southern Mississippi | W | 82-58 |
| St. Bonaventure | W | 81-67 |

San Juan Shootout, San Juan, Puerto Rico

1992-93

| | | |
|---------------------|---|--------|
| American University | W | 101-47 |
| Eastern Michigan | W | 103-66 |
| Southern Illinois | W | 90-70 |

South Padre Island Invitational

2007-08, South Padre Island, TX

| | | |
|------------|---|-------|
| Bradley | L | 56-67 |
| Utah State | L | 62-75 |

Sugar Bowl Tournament, New Orleans, LA

1968-69

| | | |
|---------|---|-------|
| Houston | W | 95-87 |
| Duke | L | 82-85 |

Sun Bowl Tournament, El Paso, TX

1965-66

| | | |
|----------|---|-------|
| Arkansas | W | 77-75 |
| UTEP | L | 68-86 |

Tampa Tribune Holiday Invitational, Tampa, FL

1991-92

| | | |
|---------------|---|--------|
| Butler | W | 114-92 |
| South Florida | L | 78-85 |

Winston Tire Classic, Los Angeles, CA

1983-84

| | | |
|---------------|---|-------|
| USC | W | 62-61 |
| Memphis State | W | 73-66 |

**IOWA NCAA TOURNAMENT RESULTS****1954-55, Midwest Region, Evanston, IL**

| | | |
|------------|---|-------|
| Penn State | W | 82-53 |
| Marquette | W | 86-81 |

Final Four, Kansas City, MO

| | | |
|----------|---|-------|
| LaSalle | L | 73-76 |
| Colorado | L | 54-75 |

1955-56, Midwest Region, Iowa City, IA

| | | |
|----------------|---|-------|
| Morehead State | W | 97-83 |
| Kentucky | W | 89-77 |

Final Four, Evanston, IL

| | | |
|---------------|---|-------|
| Temple | W | 83-76 |
| San Francisco | L | 71-83 |

1969-70, Midwest Region, Columbus, OH

| | | |
|--------------|---|---------|
| Jacksonville | L | 103-104 |
| Notre Dame | W | 121-106 |

1978-79, Midwest Region, Bloomington, IN (#4 Seed)

| | | |
|--------|---|-------|
| Toledo | L | 72-74 |
|--------|---|-------|

1979-80, East Region, Greensboro, NC (#5 Seed)

| | | |
|------------|---|-------|
| VCU | W | 86-72 |
| N.C. State | W | 77-64 |

Philadelphia, PA

| | | |
|------------|---|-------|
| Syracuse | W | 88-77 |
| Georgetown | W | 81-80 |

Final Four, Indianapolis, IN

| | | |
|------------|---|-------|
| Louisville | L | 72-80 |
| Purdue | L | 58-75 |

1980-81, Midwest Region, Wichita, KS (#3 Seed)

| | | |
|---------------|---|-------|
| Wichita State | L | 56-60 |
|---------------|---|-------|

1981-82, West Region, Pullman, WA (#6 Seed)

| | | |
|---------------------|---|------------|
| Northeast Louisiana | W | 70-63 |
| Idaho | L | 67-69 (OT) |

1982-83, Midwest Region, Louisville, KY (#7 Seed)

| | | |
|------------|---|-------|
| Utah State | W | 64-59 |
| Missouri | W | 77-63 |

Kansas City, MO

| | | |
|-----------|---|-------|
| Villanova | L | 54-55 |
|-----------|---|-------|

1984-85, West Region, Salt Lake City, UT (#8 Seed)

| | | |
|----------|---|-------|
| Arkansas | L | 54-63 |
|----------|---|-------|

1985-86, Midwest Region, Minneapolis, MN (#11 Seed)

| | | |
|------------|---|-------|
| N.C. State | L | 64-66 |
|------------|---|-------|

1986-87, West Region, Tucson, AZ (#2 Seed)

| | | |
|---------------|---|-------|
| Santa Clara | W | 99-76 |
| Texas-El Paso | W | 84-82 |

Seattle, WA

| | | |
|----------|---|-------|
| Oklahoma | W | 93-91 |
| UNLV | L | 81-84 |

1987-88, West Region, Los Angeles, CA (#5 Seed)

| | | |
|---------------|---|--------|
| Florida State | W | 102-98 |
| UNLV | W | 104-86 |

Seattle, WA

| | | |
|---------|---|-------|
| Arizona | L | 79-99 |
|---------|---|-------|

1988-89, East Region, Providence, RI (#4 Seed)

| | | |
|------------|---|---------------|
| Rutgers | W | 87-83 |
| N.C. State | L | 96-102 (2 OT) |

1990-91, Midwest Region, Minneapolis, MN (#7 Seed)

| | | |
|----------------------|---|-------|
| East Tennessee State | W | 76-73 |
| Duke | L | 70-85 |

*Iowa's 1986-87 squad won a program-best 30 games and advanced to the Elite Eight. All five starters played professionally in the NBA.*



1991-92, East Region, Greensboro, NC (#9 Seed)

| | | |
|-------|---|-------|
| Texas | W | 98-92 |
| Duke | L | 62-75 |

1992-93, Southeast Region, Nashville, TN (#4 Seed)

| | | |
|---------------------|---|-------|
| Northeast Louisiana | W | 82-69 |
| Wake Forest | L | 78-84 |

1995-96, West Region, Tempe, AZ (#6 Seed)

| | | |
|-------------------|---|-------|
| George Washington | W | 81-79 |
| Arizona | L | 73-87 |

1996-97, West Region, Salt Lake City, UT (#8 Seed)

| | | |
|----------|---|-------|
| Virginia | W | 73-60 |
| Kentucky | L | 69-75 |

1998-99, West Region, Denver, CO (#5 Seed)

| | | |
|----------|---|-------|
| UAB | W | 77-64 |
| Arkansas | W | 82-72 |

Phoenix, AZ

| | | |
|-------------|---|-------|
| Connecticut | L | 68-78 |
|-------------|---|-------|

2000-01, East Region, Long Island, NY (#7 Seed)

| | | |
|-----------|---|-------|
| Creighton | W | 69-56 |
| Kentucky | L | 79-92 |

2004-05, Austin Region, Indianapolis, IN (#10 seed)

| | | |
|------------|---|-------|
| Cincinnati | L | 64-76 |
|------------|---|-------|

2005-06, Atlanta Region, Auburn Hills, MI (#3 seed)

| | | |
|--------------------|---|-------|
| Northwestern State | L | 63-64 |
|--------------------|---|-------|

2013-14, Midwest Region, Dayton, OH (#11 seed)

| | | |
|-----------|---|------------|
| Tennessee | L | 65-78 (OT) |
|-----------|---|------------|

2014-15, South Region, Seattle, WA (#7 seed)

| | | |
|----------|---|-------|
| Davidson | W | 83-52 |
| Gonzaga | L | 68-87 |

2015-16, South Region, Brooklyn, NY (#7 seed)

| | | |
|-----------|---|------------|
| Temple | W | 72-70 (OT) |
| Villanova | L | 68-87 |

2018-19, South Region, Columbus, OH (#7 seed)

| | | |
|------------|---|------------|
| Cincinnati | W | 79-72 |
| Tennessee | L | 77-83 (OT) |

2019-20, NCAA Tournament - canceled due to the pandemic

2020-21, West Region, Indianapolis, IN (#2 seed)

| | | |
|--------------|---|-------|
| Grand Canyon | W | 86-74 |
| Oregon | L | 80-95 |

2021-22, Midwest Region, Buffalo, NY (#5 seed)

| | | |
|----------|---|-------|
| Richmond | L | 63-67 |
|----------|---|-------|

- 28 NCAA Tournament appearances
- 31-30 all-time NCAA Tournament record

Final Four (3x)

1980, 1956, 1955

Elite Eight (4x)

1987, 1980, 1956, 1955

Sweet 16 (8x)

1999, 1988, 1987, 1983, 1980, 1970, 1956, 1955

Second Round (13x since 64/68-team format began in 1985)

2021, 2019, 2016, 2015, 2001, 1999, 1997, 1996, 1993, 1992, 1991, 1989, 1988, 1987



Iowa's 1998-99 team won 13 of its first 14 games and ultimately the NCAA Tournament Sweet 16 after wins over UAB and Arkansas.



| YEAR | PTS-AVG | FG-FGA | PCT | 3-PT FG | PCT | FT-FTA | PCT | REB-AVG | PF | AST | TO | BLK | STL |
|----------------------|------------------------|----------------------|--------------|----------------|----------------|--------------------|--------------|------------------------|------------|------------|------------|------------|------------|
| 1961-62 Opponents | 1687-70.3 1619-67.4 | 636-1553 591-1483 | .409 .389 | ----- ----- | ----- ----- | 415-639 437-629 | .649 .694 | 919-38.3 910-37.9 | 476 481 | N/A N/A | N/A N/A | N/A N/A | N/A N/A |
| 1960-61 Opponents | 1701-70.9 1552-64.6 | 652-1523 593-1557 | .428 .380 | ----- ----- | ----- ----- | 397-620 366-533 | .640 .686 | 978-40.8 865-36.0 | 413 456 | N/A N/A | N/A N/A | N/A N/A | N/A N/A |
| 1959-60 Opponents | 1753-73.0 1704-71.0 | 681-1644 554-1560 | .414 .355 | ----- ----- | ----- ----- | 391-582 396-559 | .671 .704 | 957-39.9 744-31.0 | 454 482 | N/A N/A | N/A N/A | N/A N/A | N/A N/A |
| 1958-59 Opponents | 1521-76.1 1529-76.5 | 573-1510 598-1547 | .379 .386 | ----- ----- | ----- ----- | 375-548 343-495 | .684 .692 | 941-47.1 902-45.1 | 354 405 | N/A N/A | N/A N/A | N/A N/A | N/A N/A |
| 1957-58 Opponents | 1622-73.7 1608-73.1 | 623-1619 629-1637 | .385 .384 | ----- ----- | ----- ----- | 376-568 350-531 | .662 .659 | 885-40.2 880-40.0 | 350 427 | N/A N/A | N/A N/A | N/A N/A | N/A N/A |
| 1956-57 Opponents | 1532-69.6 1578-71.7 | 592-1622 587-1541 | .365 .381 | ----- ----- | ----- ----- | 348-605 404-606 | .575 .666 | 787-35.8 817-37.1 | 409 425 | N/A N/A | N/A N/A | N/A N/A | N/A N/A |
| 1955-56 Opponents | 2020-77.7 1818-69.9 | 731-1903 679-1852 | .384 .367 | ----- ----- | ----- ----- | 558-824 460-763 | .684 .603 | 1196-54.4 1151-52.3 | 478 491 | N/A N/A | N/A N/A | N/A N/A | N/A N/A |
| 1954-55 Opponents | 1776-80.7 1579-70.8 | 648-1662 537-1593 | .389 .336 | ----- ----- | ----- ----- | 480-742 505-786 | .646 .642 | N/A N/A | 460 454 | N/A N/A | N/A N/A | N/A N/A | N/A N/A |
| 1953-54 Opponents | 1559-70.8 1415-64.3 | 538-1435 478-1411 | .375 .338 | ----- ----- | ----- ----- | 483-768 459-723 | .629 .635 | N/A N/A | 490 502 | N/A N/A | N/A N/A | N/A N/A | N/A N/A |
| 1952-53 Opponents | 1535-69.8 1503-68.3 | 523-1602 548-1654 | .325 .331 | ----- ----- | ----- ----- | 513-813 407-658 | .631 .633 | N/A N/A | 433 530 | N/A N/A | N/A N/A | N/A N/A | N/A N/A |
| 1951-52 Opponents | 1535-69.8 1358-61.7 | 566-1663 532-1672 | .340 .318 | ----- ----- | ----- ----- | 403-609 294-503 | .662 .584 | N/A N/A | 439 567 | N/A N/A | N/A N/A | N/A N/A | N/A N/A |
| 1950-51 Opponents | 1430-65.0 1310-59.6 | 536-1728 503-1598 | .310 .315 | ----- ----- | ----- ----- | 242-358 206-304 | .597 .596 | 1134-51.6 782-35.6 | 459 525 | N/A N/A | N/A N/A | N/A N/A | N/A N/A |
| 1949-50 Opponents | 1410-64.1 1290-58.6 | 534-1736 490-1619 | .308 .303 | ----- ----- | ----- ----- | 231-342 195-310 | .597 .614 | N/A N/A | 406 447 | N/A N/A | N/A N/A | N/A N/A | N/A N/A |
| 1948-49 Opponents | 1102-55.1 1098-54.9 | 404-1638 403-1504 | .246 .268 | ----- ----- | ----- ----- | 202-292 186-294 | .612 .581 | N/A N/A | 430 422 | N/A N/A | N/A N/A | N/A N/A | N/A N/A |
| 1947-48 Opponents | 1082-57.0 902-47.4 | 407-1470 330-1359 | .277 .243 | ----- ----- | ----- ----- | 180-268 178-242 | .671 .735 | N/A N/A | 378 400 | N/A N/A | N/A N/A | N/A N/A | N/A N/A |
| 1946-47 Opponents | 1080-56.8 903-47.5 | 410- N/A N/A- N/A | N/A N/A | ----- ----- | ----- --- | 178-260 N/A | .684 N/A | N/A N/A | N/A N/A | N/A N/A | N/A N/A | N/A N/A | N/A N/A |
| 1945-46 Opponents | 1034-57.4 749-41.6 | 390- N/A 270- N/A | N/A N/A | ----- ----- | ----- ----- | 200-254 171-209 | .787 .818 | N/A N/A | 334 367 | N/A N/A | N/A N/A | N/A N/A | N/A N/A |
| 1944-45 Opponents | 1030-57.2 706-39.2 | 408- N/A 274- N/A | N/A N/A | ----- ----- | ----- ----- | 150-214 136-159 | .700 .855 | N/A N/A | 251 309 | N/A N/A | N/A N/A | N/A N/A | N/A N/A |
| 1943-44 Opponents | 951-52.8 695-38.6 | 392- N/A 285- N/A | N/A N/A | ----- ----- | ----- ----- | 132-167 114-125 | .790 .912 | N/A N/A | 219 224 | N/A N/A | N/A N/A | N/A N/A | N/A N/A |
| 1942-43 Opponents | 807-47.4 802-47.1 | 305- N/A 330- N/A | N/A N/A | ----- ----- | ----- ----- | 97-197 123-142 | .492 .866 | N/A N/A | 231 230 | N/A N/A | N/A N/A | N/A N/A | N/A N/A |
| 1941-42 Opponents | 942-47.1 862-43.1 | 367- N/A 342- N/A | N/A N/A | ----- ----- | ----- ----- | 100-208 132-178 | .480 .741 | N/A N/A | 261 254 | N/A N/A | N/A N/A | N/A N/A | N/A N/A |
| 1940-41 Opponents | 886-44.3 786-39.3 | 344- N/A 296- N/A | N/A N/A | ----- ----- | ----- ----- | 149-198 131-194 | .752 .675 | N/A N/A | 285 285 | N/A N/A | N/A N/A | N/A N/A | N/A N/A |
| 1939-40 Opponents | 753-35.9 789-37.8 | 294- N/A 302- N/A | N/A N/A | ----- ----- | ----- ----- | 145-165 127-185 | .879 .686 | N/A N/A | 278 292 | N/A N/A | N/A N/A | N/A N/A | N/A N/A |
| 1938-39 Opponents | 674-35.5 694-36.5 | 247- N/A 272- N/A | N/A N/A | ----- ----- | ----- ----- | 101-180 122-140 | .561 .871 | N/A N/A | 232 236 | N/A N/A | N/A N/A | N/A N/A | N/A N/A |
| 1937-38 Opponents | 743-35.4 732-34.9 | 286- N/A 275- N/A | N/A N/A | ----- ----- | ----- ----- | 122-171 143-182 | .713 .786 | N/A N/A | 280 243 | N/A N/A | N/A N/A | N/A N/A | N/A N/A |
| 1936-37 Opponents | 689-34.5 677-33.9 | 254- N/A 252- N/A | N/A N/A | ----- ----- | ----- ----- | 121-181 144-173 | .669 .832 | N/A N/A | 252 227 | N/A N/A | N/A N/A | N/A N/A | N/A N/A |
| 1935-36 Opponents | 590-31.0 600-31.5 | 218- N/A 222- N/A | N/A N/A | ----- ----- | ----- ----- | 124-154 128-156 | .805 .821 | N/A N/A | 240 225 | N/A N/A | N/A N/A | N/A N/A | N/A N/A |
| 1934-35 Opponents | 638-33.6 623-32.8 | 242- N/A 251- N/A | N/A N/A | ----- ----- | ----- ----- | 122-154 112-121 | .792 .926 | N/A N/A | 202 234 | N/A N/A | N/A N/A | N/A N/A | N/A N/A |
| 1933-34 Opponents | 681-35.8 539-28.3 | 262- N/A 200- N/A | N/A N/A | ----- ----- | ----- ----- | 93-157 55-139 | .592 .396 | N/A N/A | 205 199 | N/A N/A | N/A N/A | N/A N/A | N/A N/A |

1954-55 (19-7 OVERALL, 11-3 BIG TEN)

This years team won the Big Ten Championship and was Iowa's first NCAA Tournament squad that won an outright conference title (11-3) before finishing fourth in the national tournament. Coach Bucky O'Connor's team became the first in Iowa history to average more than 80 points per game. Bill Logan led the Hawkeyes in scoring (15.9) and rebounding (11.0).

| | | |
|-------------------|-----|----------------------|
| Henry Berry | Jr. | Chicago, Ill. |
| Carl Cain | Jr. | Freeport, Ill. |
| Tom Choules | Jr. | Idaho Falls, Idaho |
| Carter Crookham | So. | Oskaloosa, Iowa |
| McKinley Davis | Sr. | Freeport, Ill. |
| Douglas Duncan | Sr. | Salt Lake City, Utah |
| Robert George | Jr. | Deerfield, Ill. |
| Lester Hawthorne | Jr. | Saybrook, Ill. |
| Roy Johnson | Jr. | Homewood, Ill. |
| John Liston | So. | Knoxville, Ill. |
| William Logan | Jr. | Keokuk, Iowa |
| Augie Martel | So. | Moline, Ill. |
| Jerry Reichow | Jr. | Decorah, Iowa |
| Jerry Ridley | Sr. | Riverside, Ill. |
| Richard Ritter | Jr. | Grinnell, Iowa |
| Milton Scheuerman | Jr. | Rock Island, Ill. |
| William Schoof | Jr. | Homewood, Ill. |
| William Seaberg | Jr. | Moline, Ill. |
| Frank Sebolt | So. | Davenport, Iowa |

Head Coach: Frank 'Bucky' O'Connor

1955-56 (20-6 OVERALL, 13-1 BIG TEN)

The "Fabulous Five" -- Carl Cain, Bill Logan, Sharm Scheuerman, Bill Schoof and Bill Seaberg -- were NCAA runners-up, dropping an 83-71 decision to No. 1-ranked San Francisco. Iowa lost its Big Ten opener before winning 13 consecutive games to take a second straight conference title. Cain was a first team All-American and Logan led the team in scoring and rebounding.

| | | |
|-------------------|-----|-------------------|
| Carl Cain | Sr. | Freeport, Ill. |
| Carter Crookham | Jr. | Oskaloosa, Iowa |
| Bob George | Sr. | Deerfield, Ill. |
| Les Hawthorne | Sr. | Saybrook, Ill. |
| Bill Logan | Sr. | Keokuk, Iowa |
| Augie Martel | Jr. | Moline, Ill. |
| Jim McConnell | So. | Des Moines, Iowa |
| Norman Paul | So. | Clarence, Iowa |
| Tom Payne | So. | Quincy, Ill. |
| Gene Pitts | So. | Chicago, Ill. |
| Milton Scheuerman | Sr. | Rock Island, Ill. |
| Bill Schoof | Sr. | Homewood, Ill. |
| Greg Schroeder | So. | Muscatine, Ill. |
| Bill Seaberg | Sr. | Moline, Ill. |
| Frank Sebolt | Jr. | Davenport, Iowa |

Head Coach: Frank 'Bucky' O'Connor

1979-80 (23-10 OVERALL, 10-8 BIG TEN)

This Iowa squad did not win the Big Ten title, but the 1979-80 Hawkeyes recovered from a rash of midseason injuries to become the third Iowa team to reach the NCAA Final Four. All-American Ronnie Lester averaged 14.7 points per game, despite missing 16 games with a knee injury.

| | | |
|-----------------|-----|--------------------------------|
| Mike Arens | Sr. | Chicago, Ill. (Highland Park) |
| Kenny Arnold | So. | Chicago, Ill. (Calumet) |
| Greg Boyle | Jr. | Mundelein, Ill. (Mundelein) |
| Kevin Boyle | So. | Chicago, Ill. (St. Laurence) |
| Vince Brookins | Jr. | Cleveland, Ohio (Collinwood) |
| Jon Darsee | So. | West Des Moines, Iowa (Valley) |
| Mark Gannon | Fr. | Iowa City, Iowa (Regina) |
| Bob Hansen | Fr. | Des Moines, Iowa (Dowling) |
| Mike Heller | Fr. | St. Paul, Minn. (St. Thomas) |
| Mike Henry | Jr. | Elgin, Ill. (Larkin) |
| Steve Krafcisin | Jr. | Chicago, Ill. (St. Laurence) |
| Ronnie Lester | Sr. | Chicago, Ill. (Dunbar) |
| Randy Norton | So. | Iowa City, Iowa (Regina) |
| Steve Waite | Jr. | Iowa City, Iowa (West) |

Head Coach: Lute Olson

Assistant Coach: Jim Rosborough

Assistant Coach: Tony McAndrews

Assistant Coach: Ken Burmeister

**1922-23 (13-2 OVERALL, 11-1 BIG TEN)**

The 1922-23 team won the school's first-ever Big Ten title, with 11 victories in 12 league contests. A 23-21 loss at Indiana in the regular-season finale allowed Wisconsin (whom the Hawkeyes did not play) to tie for the title. Hector Janse became the first Hawkeye sophomore to make the All-Western Conference Team.

Paul Barton
 Robert Burgitt
 Clarence Duhm
 Wayland Hicks
 Jack Funk
 Hector Janse
 James Laude
 Richard McGovney
 Ed Voltmer
 Bill Swenson

Head Coach: Sam Barry

1925-26 (12-5 OVERALL, 8-4 BIG TEN)

Coach Sam Barry took a Hawkeye squad that was picked for last in the Big Ten and guided it to a four-way share of the league title. After a 2-4 start, the Big Ten's top defensive team (21.4 point average) won a then-conference record six straight games. Captain Charles McConnell was an all-league selection.

Amstrong
 Gamble
 Pops Harrison
 Ralph Hogan
 Keel
 Fred Lawson
 Charles McConnell
 Harold Miller
 Gordon Phillips
 Smith
 Swenson
 George VanDeusen

Head Coach: Sam Barry

1944-45 (17-1 OVERALL, 11-1 BIG TEN)

Iowa's 1944-45 squad, under the direction of Pops Harrison, won the school's first outright conference basketball championship. Brothers Herb and Clayton Wilkinson were first team all-conference selections. Herb Wilkinson and Dick Ives (the top scorer at 12.1 per game) combined to make five All-America teams.

| | | |
|--------------------|-----|--------------------|
| Robert Beckham | Fr. | Sperry, Iowa |
| LaVerne Bruns | Fr. | Denver, Iowa |
| Leo Cabalka | So. | Cedar Rapids, Iowa |
| Robert Cole | Jr. | Galesburg, Ill. |
| Richard Culberson | Jr. | Iowa City, Iowa |
| James Graham | Fr. | Springville, Iowa |
| Richard Ives | So. | Diagonal, Iowa |
| Edwin Marsh | Fr. | Cedar Falls, Iowa |
| Robert Marshall | Jr. | Atlantic, Iowa |
| Allen McCord | So. | Davenport, Iowa |
| Russell McLoughlin | Fr. | Audobon, Iowa |
| Robert Miller | Fr. | Mason City, Iowa |
| Bud Paulsen | Fr. | Bennett, Iowa |
| Ned Postels | Jr. | Mankato, Minn. |
| Sherwin Sankey | Fr. | Ute, Iowa |
| Donald Schnepf | Jr. | Alvord, Iowa |
| Clinton Schryver | Fr. | Laurens, Iowa |
| Robert Schulze | Fr. | Davenport, Iowa |
| Dean Selken | Fr. | Vinton, Iowa |
| Jack Spencer | So. | Davenport, Iowa |
| Stanley Straatsma | Fr. | Sioux Center, Iowa |
| Robert Swisher | Fr. | Leon, Iowa |

Head Coach: Lawrence 'Pops' Harrison

1954-55 (19-7 OVERALL, 11-3 BIG TEN)

This year's team won the Big Ten Championship and was Iowa's first NCAA Tournament squad that won an outright conference title (11-3) before finishing fourth in the national tournament. Coach Bucky O'Connor's team became the first in Iowa history to average more than 80 points per game. Bill Logan led the Hawkeyes in scoring (15.9) and rebounding (11.0).

| | | |
|-------------------|-----|----------------------|
| Henry Berry | Jr. | Chicago, Ill. |
| Carl Cain | Jr. | Freeport, Ill. |
| Tom Choules | Jr. | Idaho Falls, Idaho |
| Carter Crookham | So. | Oskaloosa, Iowa |
| McKinley Davis | Sr. | Freeport, Ill. |
| Douglas Duncan | Sr. | Salt Lake City, Utah |
| Robert George | Jr. | Deerfield, Ill. |
| Lester Hawthorne | Jr. | Saybrook, Ill. |
| Roy Johnson | Jr. | Homewood, Ill. |
| John Liston | So. | Knoxville, Ill. |
| William Logan | Jr. | Keokuk, Iowa |
| Augie Martel | So. | Moline, Ill. |
| Jerry Reichow | Jr. | Decorah, Iowa |
| Jerry Ridley | Sr. | Riverside, Ill. |
| Richard Ritter | Jr. | Grinnell, Iowa |
| Milton Scheuerman | Jr. | Rock Island, Ill. |
| William Schoof | Jr. | Homewood, Ill. |
| William Seaberg | Jr. | Moline, Ill. |
| Frank Sebolt | So. | Davenport, Iowa |

Head Coach: Frank 'Bucky' O'Connor

1955-56 (20-6 OVERALL, 13-1 BIG TEN)

The “Fabulous Five” -- Carl Cain, Bill Logan, Sharm Scheuerman, Bill Schoof and Bill Seaberg -- were NCAA runners-up, dropping an 83-71 decision to No. 1-ranked San Francisco. Iowa lost its Big Ten opener before winning 13 consecutive games to take a second straight conference title. Cain was a first team All-American and Logan led the team in scoring and rebounding.

| | | |
|-------------------|-----|-------------------|
| Carl Cain | Sr. | Freeport, Ill. |
| Carter Crookham | Jr. | Oskaloosa, Iowa |
| Bob George | Sr. | Deerfield, Ill. |
| Les Hawthorne | Sr. | Saybrook, Ill. |
| Bill Logan | Sr. | Keokuk, Iowa |
| Augie Martel | Jr. | Moline, Ill. |
| Jim McConnell | So. | Des Moines, Iowa |
| Norman Paul | So. | Clarence, Iowa |
| Tom Payne | So. | Quincy, Ill. |
| Gene Pitts | So. | Chicago, Ill. |
| Milton Scheuerman | Sr. | Rock Island, Ill. |
| Bill Schoof | Sr. | Homewood, Ill. |
| Greg Schroeder | So. | Muscatine, Ill. |
| Bill Seaberg | Sr. | Moline, Ill. |
| Frank Sebolt | Jr. | Davenport, Iowa |

Head Coach: Frank ‘Bucky’ O’Connor

1967-68 (16-9 OVERALL, 10-4 BIG TEN)

The 1967-68 team shared the Big Ten title with Ohio State after winning six of its first eight league battles. Coach Ralph Miller’s team led the Big Ten race before dropping its final conference game to Michigan (72-71). All-American Sam Williams (25.3 points and 10.3 rebounds per game) was named Big Ten Most Valuable Player.

| | | |
|------------------|-----|-------------------------|
| Dick Agnew | Jr. | San Bernardino, Calif. |
| Frank Nelson | So. | Sioux City East, Iowa |
| Huston Breedlove | Sr. | Akron, Ohio |
| Chad Calabria | So. | Aliquippa, Pa. |
| Jim Hodge | So. | Danvers, Ill. |
| Dick Jensen | So. | Madrid, Iowa |
| Ron Norman | Sr. | Freeport, Ill. |
| Rolly McGrath | Sr. | Topeka, Kan. |
| Chris Philips | So. | Sac City, Iowa |
| Tom Schulze | So. | Des Moines, Iowa |
| Glenn Vidnovic | So. | McKeesport, Pa. |
| Dave White | Jr. | Arlington Heights, Ill. |
| Sam Williams | Sr. | Detroit, Mich. |

Head Coach: Ralph Miller

Assistant Coach: Dick Schultz

Assistant Coach: Lanny Van Eman

1969-70 (20-5 OVERALL, 14-0 BIG TEN)

The Iowa “Six Pack” ran its way to a perfect 14-0 league mark and set many scoring records. The 1969-70 Hawkeyes, who won 17 of their last 18 games, are still the highest scoring team in Big Ten history (102.9 points per game). Iowa eclipsed the century mark 12 times. Four players averaged over 17 points, led by John Johnson (27.6).

| | | |
|----------------|-----|------------------|
| Fred Brown | Jr. | Milwaukee, Wis. |
| Chad Calabria | Sr. | Aliquippa, Pa. |
| George Conway | Jr. | Miami, Fla. |
| Ken Grabinski | So. | Clear Lake, Iowa |
| Omar Hazley | Jr. | Kansas City, Mo. |
| Jim Hodge | Sr. | Danvers, Ill. |
| Tom Hover | So. | Aurora, Ill. |
| Dick Jensen | Sr. | Madrid, Iowa |
| John Johnson | Sr. | Milwaukee, Wis. |
| Gary Lusk | So. | Madison, Ill. |
| Ben McGilmer | Sr. | Detroit, Mich. |
| Tom Miller | Jr. | Lawrence, Kan. |
| Joe Miranda | Jr. | Miami, Fla. |
| Lynn Rowat | So. | Des Moines, Iowa |
| Tom Schulze | Sr. | Des Moines, Iowa |
| Glenn Vidnovic | Sr. | McKeesport, Pa. |

Head Coach: Ralph Miller

Assistant Coach: Dick Schultz

Assistant Coach: Lanny Van Eman

1978-79 (20-8 OVERALL, 13-5 BIG TEN)

Lute Olson’s lone Big Ten championship squad tied for the title with Purdue and NCAA champion Michigan State. Ronnie Lester, the leading scorer (18.7 points per game), was All-Big Ten and All-American. The 20 wins tied an Iowa season record and the 13 league victories still rank second in Hawkeye history.

| | | |
|------------------|-----|------------------------------|
| Kenny Arnold | Fr. | Chicago, Ill. (Calumet) |
| Greg Boyle | So. | Mundelein, Ill. (Mundelein) |
| Kevin Boyle | Fr. | Chicago, Ill. (St. Laurence) |
| Vincent Brookins | So. | Cleveland, Ohio (Collinwood) |
| Clay Hargrave | Sr. | Iowa City, Iowa (City) |
| Mike Henry | So. | Elgin, Ill. (Larkin) |
| Steve Krafcisin | So. | Chicago, Ill. (St. Laurence) |
| Ronnie Lester | Jr. | Chicago, Ill. (Dunbar) |
| William Mayfield | Sr. | Detroit, Mich. (Cass Tech) |
| Tom Norman | Sr. | Freeport, Ill. (Freeport) |
| Randy Norton | Fr. | Iowa City, Iowa (Regina) |
| Dick Peth | Sr. | Tomah, Wis. (Tomah) |
| Kirk Speraw | Sr. | Sioux City, Iowa (North) |
| Steve Waite | So. | Iowa City, Iowa (West) |

Head Coach: Lute Olson

Assistant Coach: Jim Rosborough

Assistant Coach: Tony McAndrews

Assistant Coach: Johnie Butler

**2000-01 (23-12 OVERALL, 7-9 BIG TEN)**

Steve Alford's second Iowa team won four games in four days to claim the 2001 Big Ten Tournament championship at the United Center in Chicago. Reggie Evans was named Most Outstanding Player after averaging 16 points and 12.8 rebounds. Freshman Brody Boyd led Iowa with 22 points in the 63-61 championship game win over Indiana. Evans earned honorable mention All-American honors after leading the nation in rebounding, free throws, free throw attempts, scoring, rebounding and double-doubles.

| | | |
|-------------------|-----|---|
| Brody Boyd | Fr. | Dugger, Ind. (Union) |
| Reggie Evans | Jr. | Pensacola, Fla. (Coffeyville, Kan., CC) |
| Joe Fermino | Sr. | Hyde Park, Mass. (Barton County CC) |
| Duez Henderson | Jr. | Detroit, Mich. (River Lounge) |
| Ryan Hogan | Jr. | Deerfield, Ill. (Deerfield (Kentucky)) |
| Dean Oliver | Sr. | Mason City, Iowa (Mason City) |
| Luke Recker | Jr. | Auburn, Ind. (DeKalb (Arizona)) |
| Jared Reiner | Fr. | Tripp, S.D. (Tripp-Delmont) |
| Cortney Scott | Fr. | Jackson, Mich. (Lansing Waverly) |
| Jason Smith | Sr. | Bettendorf, Iowa (Bettendorf) |
| Sean Sonderleiter | Fr. | Des Moines, Iowa (Christian) |
| Rod Thompson | Jr. | Galesburg, Ill. (Galesburg) |
| Glen Worley | Fr. | Iowa City, Iowa (West) |

Head Coach: Steve Alford**Assistant Coach:** Sam Alford**Assistant Coach:** Rich Walker**Assistant Coach:** Greg Lansing**2005-06 (25-9, 11-5 BIG TEN)**

Iowa's senior dominated team posted a 17-0 record in Carver-Hawkeye Arena and won the 2006 Big Ten Conference Tournament in Indianapolis. The 25 wins marked the second-highest number in school history as the Hawkeyes posted a sixth consecutive winning season under Coach Steve Alford. The Hawkeyes tied for second during the regular season, one game behind Ohio State, before defeating the Buckeyes in the title game of the post-season tournament. Senior guard Jeff Horner was named MVP of the Big Ten Tournament, while senior forward Greg Brunner was named to the all-tournament team.

| | | |
|----------------|-----|---|
| J.R. Angle | So. | Franklin, Ind. (Indian Creek) |
| Dan Bohall | Fr. | Sioux City, Iowa (East) |
| Greg Brunner | Sr. | Charles City, Iowa (Charles City) |
| Tony Freeman | Fr. | Maywood, Ill. (St. Joseph's) |
| Seth Gorney | So. | Vandalia, Ohio (Butler) |
| Adam Haluska | Jr. | Carroll, Iowa (Carroll) |
| Erek Hansen | Sr. | Bedford, Texas (Kirkwood, Iowa, CC) |
| Mike Henderson | Jr. | Waterloo, Iowa (East) |
| Jeff Horner | Sr. | Mason City, Iowa (Mason City) |
| Ryan Kennedy | Jr. | Des Moines, Iowa (Roosevelt) |
| Kurt Looby | Jr. | St. John's, Antigua (Tyler, Texas, CC) |
| Carlton Reed | So. | Waterloo, Iowa (East) |
| Doug Thomas | Sr. | Pasadena, Calif. (Southeastern, Iowa, CC) |
| Alex Thompson | So. | Ames, Iowa (Ames) |
| Brett Wessels | Fr. | Bettendorf, Iowa (Bettendorf) |
| Justin Wieck | Sr. | North Liberty, Iowa (Kirkwood, Iowa, CC) |

Head Coach: Steve Alford**Associate Head Coach:** Craig Neal**Assistant Coach:** Greg Lansing**Assistant Coach:** Brian Jones**2021-22 (26-10, 12-8 BIG TEN)**

Iowa's senior dominated team posted a 17-0 record in Carver-Hawkeye Arena and won the 2006 Big Ten Conference Tournament in Indianapolis. The 25 wins marked the second-highest number in school history as the Hawkeyes posted a sixth consecutive winning season under Coach Steve Alford. The Hawkeyes tied for second during the regular season, one game behind Ohio State, before defeating the Buckeyes in the title game of the post-season tournament. Senior guard Jeff Horner was named MVP of the Big Ten Tournament, while senior forward Greg Brunner was named to the all-tournament team.

| | | |
|-------------------|---------|--|
| Austin Ash | RS-Sr. | Cedar Rapids, Iowa (Mount Vernon) |
| Jordan Bohannon | 6th Yr. | Marion, Iowa (Linn-Mar) |
| Carter Kingsbury | Fr. | Ponca, Neb. (Brewster Academy) |
| Luc Laketa | Fr. | Concord, Mich. (Winchendon School) |
| Connor McCaffery | RS-Sr. | Iowa City, Iowa (West) |
| Patrick McCaffery | RS-So. | Iowa City, Iowa (West) |
| Riley Mulvey | Fr. | Rotterdam, N.Y. (St. Thomas More) |
| Keegan Murray | So. | Cedar Rapids, Iowa (Prairie/DME Academy) |
| Kris Murray | So. | Cedar Rapids, Iowa (Prairie/DME Academy) |
| Josh Ogundele | So. | London, England (Worcester Academy) |
| Tony Perkins | So. | Indianapolis, Ind. (Lawrence North) |
| Filip Rebraca | Sr. | Sombor, Serbia (Univ. of North Dakota) |
| Payton Sandfort | Fr. | Waukee, Iowa (Waukee) |
| Joe Toussaint | Jr. | Bronx, N.Y. (Cardinal Hayes) |
| Ahron Ulis | So. | Chicago, Ill. (Marion Catholic) |

Head Coach: Fran McCaffery**Assistant Coach:** Kirk Speraw**Assistant Coach:** Sherman Dillard**Assistant Coach:** Billy Taylor

Former All-American Don Nelson and head coach George Raveling were inducted into the Naismith Hall of Fame in 2012 and 2015, respectively.

While at Iowa (1983-86), Raveling guided the Hawkeyes to back-to-back 20-win seasons and a pair of NCAA Tournament appearances. Raveling is not only known for making history by breaking down racial barriers as a coach, but also was a part of history when in 1963 he received the original copy of the Martin Luther King Jr., “I Have a Dream” speech.

Nelson held the record for most wins (1,335) by an NBA coach for 12 seasons (surpassed by Gregg Popovich in 2022) and is one of only two coaches to be named NBA Coach of the Year three times (1983, 1985, 1992). He spent over 40 years of his life as a player, coach and general manager. He led teams to 18 playoff appearances where he amassed 75 playoff wins

and is one of only two NBA coaches to win 250 games with three different teams. He also coached Dream Team II to a gold medal in the 1994 World Championships. Nelson, who was named in 1996 as one the NBA’s 10 Best Coaches of all time, is the only coach with 1,000+ wins and multiple NBA championships as a player, where he won five titles with the Boston Celtics (1966, 1968, 1969, 1974 and 1976).

As a Hawkeye, Nelson led the Hawkeyes to 45 victories between 1959-62. He left Iowa after the 1962 season with 1,522 points, averaging 21.2 points per game in 72 career games, which currently ranks fourth best for scoring average in the Iowa record books.

Photo Credit: Bob Blanchard, Naismith Memorial Basketball Hall of Fame and Richard Orr.





NATIONAL PLAYER OF THE YEAR

2020 Luka Garza (TSN, Basketball Times, ESPN, FOX, Stadium, BR)
2021 Luka Garza (Wooden, Naismith, AP, Oscar Robertson, NABC, Lute Olson, TSN, Basketball Times) -- consensus

NATIONAL COACH OF THE YEAR

1980 Lute Olson (NABC and Sporting News)
1987 Tom Davis (AP)

CONSENSUS ALL-AMERICANS

FIRST TEAM

Murray Wier, 1948
Chuck Darling, 1952
Luka Garza, 2020
Luka Garza, 2021
Keegan Murray, 2022

SECOND TEAM

Dick Ives, 1945
Herb Wilkinson, 1945
Jarrod Uthoff, 2016

ALL-AMERICANS

1934 Ben Selzer CT (2nd), LD (2nd)
1944 Dave Danner TSN (2nd)
Dick Ives CT (3rd), Pic (3rd)
1945 Dick Ives Arg (1st), CT (2nd)
Herb Wilkinson Helms (1st), TSN (2nd), Arg (3rd)
1946 Herb Wilkinson Helms (2nd), TSN (2nd)
Dick Ives True (3rd)
1947 Herb Wilkinson Helms (2nd)
1948 Murray Wier AP (1st), Helms (1st), SW (1st), RB (1st), True (2nd), CT (3rd)
1952 Chuck Darling AP (1st), Col (1st), Helms (1st), INS (1st), Look (1st), UP (1st), Ath (2nd), CT (2nd)
Bob Clifton Look (3rd)
1955 Bill Seaberg Helms (3rd)

1956 Carl Cain CT (1st)
Bill Logan CT (2nd), Helms (2nd)
1961 Don Nelson CT (2nd)
1962 Don Nelson CT (2nd), AP (3rd), Helms (3rd), UP (3rd)
1967 Sam Williams Helms (2nd)
1968 Sam Williams Helms (1st), CT (2nd), AP (3rd)
1970 John Johnson BN (1st), Helms (1st), Con (2nd), AP (3rd), UPI (3rd)
1971 Fred Brown BN (1st), BW (1st), Helms (1st), Con (2nd), TSN (2nd), AP (3rd)
1973 Kevin Kunnert Helms (1st)
1979 Ronnie Lester CF (1st), AP (2nd), NABC (3rd), UPI (3rd)
1980 Ronnie Lester CF (1st), TSN (2nd)
1997 Andre Woolridge BT (1st), AP (3rd)
2006 Jeff Horner AP (HM)
2007 Adam Haluska AP (HM)
2016 Jarrod Uthoff TSN (2nd), USBWA (2nd), NABC (3rd), USA (3rd), Scout (3rd), AP (3rd), SI (HM)
2017 Peter Jok AP (HM)
2020 Luka Garza AP (1st), USBWA (1st), NABC (1st), TSN (1st), FOX (1st), ESPN (1st), CBS (1st)
2021 Luka Garza AP (1st), USBWA (1st), NABC (1st), TSN (1st), SI (1st), CBS (1st), ESPN (1st)
2022 Keegan Murray AP (1st), USBWA (1st), NABC (2nd), TSN (1st), SI (1st), CBS (1st), ESPN (1st)

Key to Abbreviations

AP -- Associated Press; Arg -- Argosy; Ath -- Athletic Publications;
BN -- Basketball News; BR -- Bleacher Report; BT -- Basketball Times; BW -- Basketball Weekly; CBS -- CBS Sports; CF -- Citizens Foundation; Col -- Colliers;
Con -- Converse; CT -- Converse-Taylor; ESPN -- ESPN; FOX -- FOX Sports; Helms -- Helms Foundation; INS -- International News Service; LD -- Literary Digest;
Look -- Look Magazine; NABC -- National Association of Basketball Coaches;
Pic -- Pic Magazine; RB -- Radio Broadcasters; Scout -- Scout.com; SI -- Sports Illustrated; SW -- Sports Week; True -- True Magazine; TSN -- The Sporting News; UP -- United Press; UPI -- United Press International; USA -- USA Today



ACADEMIC ALL-AMERICAN OF THE YEAR

2007 Adam Haluska
2016 Jarrod Uthoff

ACADEMIC ALL-AMERICA

1996 Jess Settles, second team
2001 Luke Recker, third team
2002 Luke Recker, third team
2006 Greg Brunner, third team
Adam Haluska, third team
2007 Adam Haluska, first team
2015 Mike Gesell, third team
2016 Jarrod Uthoff, first team
Mike Gesell, second team

ACADEMIC ALL-BIG TEN

1968 Rolly McGrath
1969 Chad Calabria
1971 Ken Grabinski
Gary Lusk
1972 Neil Fegebank
1976 Scott Thompson
Cal Wulfsberg
1977 Cal Wulfsberg
1979 Steve Waite
1980 Steve Waite
1981 Steve Waite
1990 Brig Tubbs
1991 Brig Tubbs
1992 Jim O'Connor
1994 Nate Koch

ACADEMIC ALL-BIG TEN (CONTINUED)

| | | | |
|------|-------------------|------|---------------------|
| 1995 | Nate Koch | 2011 | Eric May |
| | Jess Settles | | T.J. Sayre |
| 1996 | Jess Settles | 2012 | Matt Gatens |
| 1997 | Jason Bauer | | Eric May |
| 1998 | Jason Bauer | | Branden Stubbs |
| | Ryan Luehrsmann | 2013 | Eric May |
| | Scott Rabenold | | Christopher Rickert |
| | Jess Settles | 2014 | Mike Gesell |
| 1999 | Jason Bauer | | Jarrod Uthoff |
| | Josiah Bilskemper | | Adam Woodbury |
| | Jess Settles | 2015 | Mike Gesell |
| | B.J. Terrones | | Jarrod Uthoff |
| | Jason Smith | | Adam Woodbury |
| | Bryce Peterson | 2016 | Nicholas Baer |
| 2000 | Kyle Galloway | | Mike Gesell |
| | Jason Smith | | Jarrod Uthoff |
| 2001 | Kyle Galloway | | Adam Woodbury |
| | Luke Recker | 2017 | Nicholas Baer |
| | Jason Smith | 2018 | Nicholas Baer |
| 2002 | Luke Recker | | Brady Ellingson |
| | Jared Reiner | 2019 | Austin Ash |
| 2003 | Jared Reiner | | Michael Baer |
| 2004 | Greg Brunner | | Nicholas Baer |
| | Jared Reiner | | Connor McCaffery |
| | Kurt Spurgeon | | Jack Nunge |
| 2005 | Greg Brunner | 2020 | Michael Baer |
| | Adam Haluska | | Connor McCaffery |
| 2006 | Greg Brunner | | Jack Nunge |
| | Adam Haluska | | Joe Wieskamp |
| | Jeff Horner | 2021 | Michael Baer |
| 2007 | Justin Wieck | | Connor McCaffery |
| | Adam Haluska | | Jack Nunge |
| | Brett Wessels | | Joe Wieskamp |
| 2009 | Jeff Peterson | | Connor McCaffery |
| 2010 | Devan Bawinkel | 2022 | Keegan Murray |



In 2016, Jarrod Uthoff became the first Iowa men's basketball player to achieve All-America and Academic All-America honors in the same season.

**CHICAGO TRIBUNE TROPHY -- BIG TEN MOST VALUABLE PLAYER**

| | |
|------|---------------|
| 1948 | Murray Wier |
| 1952 | Chuck Darling |
| 1968 | Sam Williams |

BIG TEN PLAYER OF THE YEAR

| | |
|------|------------|
| 2020 | Luka Garza |
| 2021 | Luka Garza |

KEY TO VOTING

| | |
|--------------|--|
| 1948-1954 | Second Team only chosen by conference coaches |
| 1954-1956 | Second Team only chosen by media |
| 1957 | Second and Third Team chosen by media |
| 1958-1961 | Second Team only chosen by media |
| 1962-1966 | Second and Third Team chosen by media |
| 1967-1973 | Second Team only chosen by media |
| 1974 | Second & Third Team (UPI only) chosen by media |
| 1975-1976 | UPI-Coaches Selected Second and Third Teams – c AP selected a Second Team only – m |
| 1977-1979 | UPI-Coaches selected a Second Team only – c AP selected a Second Team only – m |
| 1980-1989 | UPI-Coaches selected second and third teams – c AP selected a Second Team only – m |
| 1990-present | Coaches selected second and third teams – c Media selected second and third teams – m |

BIG TEN COACH OF THE YEAR

| | |
|------|------------|
| 1979 | Lute Olson |
| 1987 | Tom Davis |

BIG TEN PLAYER OF THE YEAR

| | |
|------|--------------|
| 1968 | Sam Williams |
| 2020 | Luka Garza |
| 2021 | Luka Garza |

BIG TEN DEFENSIVE PLAYER OF THE YEAR

| | |
|------|-------------|
| 1992 | Acie Earl |
| 2006 | Erek Hansen |

BIG TEN SIXTH MAN OF THE YEAR

| | |
|------|-----------------|
| 2006 | Doug Thomas |
| 2015 | Gabriel Olaseni |
| 2017 | Nicholas Baer |

BIG TEN FRESHMAN OF THE YEAR

| | |
|------|--------------|
| 1994 | Jess Settles |
|------|--------------|

BIG TEN ALL-DEFENSIVE TEAM

| | |
|------|----------------|
| 2006 | Erek Hansen |
| 2016 | Jarrold Uthoff |

BIG TEN ALL-FRESHMAN TEAM

| | |
|------|-----------------------------|
| 2007 | Tyler Smith |
| 2009 | Matt Gatens |
| 2010 | Eric May |
| 2011 | Melsahn Basabe |
| 2012 | Aaron White |
| 2017 | Jordan Bohannon, Tyler Cook |
| 2019 | Joe Wieskamp |
| 2020 | CJ Fredrick |

MOST OUTSTANDING PLAYER, BIG TEN TOURNAMENT

| | |
|------|---------------|
| 2001 | Reggie Evans |
| 2006 | Jeff Horner |
| 2022 | Keegan Murray |

ALL-TOURNAMENT TEAM, BIG TEN TOURNAMENT

| | |
|------|---|
| 2001 | Reggie Evans (Most Outstanding Player) |
| 2002 | Luke Recker |
| | Reggie Evans |
| 2006 | Greg Brunner |
| | Jeff Horner (Most Outstanding Player) |
| 2021 | Luka Garza |
| 2022 | Keegan Murray (Most Outstanding Player) |
| | Jordan Bohannon |

FIRST TEAM

| | |
|------|--------------------|
| 1939 | Ben Stephens |
| 1942 | Milt Kuhl |
| 1944 | Dave Danner |
| 1945 | Herb Wilkinson |
| | Clayton Wilkinson |
| 1946 | Herb Wilkinson |
| 1947 | Herb Wilkinson |
| 1948 | Murray Wier |
| 1952 | Charles Darling |
| 1955 | Bill Logan |
| 1956 | Bill Logan |
| | Carl Cain |
| 1959 | Dave Gunther |
| 1961 | Don Nelson |
| 1962 | Don Nelson |
| 1967 | Sam Williams |
| 1968 | Sam Williams |
| 1970 | John Johnson |
| 1971 | Fred Brown |
| 1978 | Ronnie Lester |
| 1979 | Ronnie Lester |
| 1981 | Kevin Boyle |
| 1985 | Greg Stokes |
| 1989 | Ed Horton |
| 1992 | Acie Earl |
| 1996 | Jess Settles |
| | Andre Woolridge |
| 1997 | Andre Woolridge |
| 2006 | Greg Brunner |
| 2007 | Adam Haluska |
| 2014 | Devyn Marble, cm |
| 2015 | Aaron White, cm |
| 2016 | Jarrold Uthoff, cm |
| 2017 | Peter Jok, cm |
| 2020 | Luka Garza, cm |
| 2021 | Luka Garza, cm |
| 2022 | Keegan Murray, cm |

SECOND TEAM

| | |
|------|--------------------|
| 1950 | Frank Calsbeek |
| 1951 | Frank Calsbeek |
| | Chuck Darling |
| 1952 | Bob Clifton |
| 1953 | McKinley Davis |
| 1954 | Carl Cain |
| 1955 | Carl Cain |
| | Bill Logan |
| | Bill Seaberg |
| | Milt Scheuerman |
| 1956 | Bill Seaberg |
| 1958 | Dave Gunther |
| 1965 | Chris Pervall |
| 1966 | George Peeples |
| 1968 | Chad Calabria |
| 1970 | Fred Brown |
| | Glenn Vidnovic |
| 1972 | Rick Williams |
| | Kevin Kunnert |
| 1973 | Kevin Kunnert |
| 1974 | Candy LaPrince |
| 1976 | Scott Thompson, cm |
| 1977 | Bruce King, cm |
| 1978 | Ron Lester, m |
| 1980 | Kevin Boyle, cm |
| 1982 | Michael Payne, cm |
| 1983 | Greg Stokes, cm |
| 1984 | Greg Stokes, cm |
| 1987 | Roy Marble, cm |
| 1988 | Roy Marble, c |
| 1988 | B.J. Armstrong, cm |
| 1989 | B.J. Armstrong, cm |
| 1991 | Acie Earl, m |
| 1993 | Acie Earl, cm |
| 1994 | James Winters, c |
| 1995 | Chris Kingsbury, m |
| 1998 | Ryan Bowen, cm |
| 2001 | Reggie Evans, cm |
| 2002 | Reggie Evans, cm |
| 2005 | Greg Brunner, cm |
| 2012 | Matt Gatens, m |
| 2016 | Peter Jok, cm |
| 2019 | Tyler Cook, m |
| 2021 | Joe Wieskamp, cm |

THIRD TEAM

| | |
|------|--------------------|
| 1963 | Dave Roach |
| 1964 | Jimmy Rodgers |
| 1965 | George Peeples |
| 1966 | Chris Pervall |
| 1976 | Dan Frost, c |
| 1976 | Bruce King, c |
| 1980 | Steve Krafcisin, c |
| 1981 | Vince Brookins, c |
| 1982 | Kevin Boyle, c |
| | Kenny Arnold, c |
| 1983 | Bob Hansen, c |
| 1984 | Steve Carfino, c |
| 1986 | Gerry Wright, c |
| 1987 | Brad Lohaus, c |
| 1989 | Roy Marble, c |
| 1990 | Les Jepsen, cm |
| 1991 | Acie Earl, c |
| 1993 | Val Barnes, cm |
| 1994 | James Winters, m |
| | Jess Settles, m |
| 1995 | Jess Settles, cm |
| | Andre Woolridge, m |
| 1996 | Russ Millard, cm |
| 1997 | Ryan Bowen, m |
| 1999 | Dean Oliver, cm |
| 2000 | Dean Oliver, c |
| 2001 | Dean Oliver, cm |
| 2002 | Luke Recker, cm |
| 2003 | Chauncey Leslie, m |
| 2004 | Jeff Horner, cm |
| | Pierre Pierce, cm |
| 2006 | Adam Haluska, c |
| | Jeff Horner, cm |
| 2007 | Tyler Smith, cm |
| 2008 | Tony Freeman, c |
| 2012 | Matt Gatens, c |
| 2013 | Aaron White, m |
| | Devyn Marble, c |
| 2014 | Aaron White, cm |
| 2015 | Jarrold Uthoff, c |
| 2019 | Tyler Cook, c |
| | Jordan Bohannon, c |
| 2020 | Joe Wieskamp, cm |

MOST VALUABLE PLAYERS

| | | | |
|------|-----------------|------|-----------------|
| 1946 | Herb Wilkinson | 1986 | Andre Banks |
| 1947 | Murray Wier | 1987 | Kevin Gamble |
| 1948 | Murray Wier | | Roy Marble |
| 1949 | Charlie Mason | 1988 | B.J. Armstrong |
| 1950 | Frank Calsbeek | | Bill Jones |
| 1951 | Frank Calsbeek | | Roy Marble |
| 1952 | Charles Darling | 1989 | B.J. Armstrong |
| 1953 | Herb Thompson | | Ed Horton |
| 1954 | Carl Cain | | Roy Marble |
| 1955 | Bill Seaberg | 1990 | Les Jepsen |
| 1956 | Carl Cain | 1991 | Acie Earl |
| 1957 | Dave Gunther | | James Moses |
| 1958 | Dave Gunther | 1992 | Acie Earl |
| 1959 | Dave Gunther | 1993 | Acie Earl |
| 1960 | Don Nelson | 1994 | James Winters |
| 1961 | Don Nelson | 1995 | Jess Settles |
| 1962 | Don Nelson | | Andre Woolridge |
| 1963 | Jerry Messick | 1996 | Russ Millard |
| 1964 | Jimmy Rodgers | | Jess Settles |
| 1965 | Jimmy Rodgers | | Andre Woolridge |
| 1966 | Dennis Pauling | 1997 | Andre Woolridge |
| 1967 | Gerry Jones | 1998 | Ryan Bowen |
| 1968 | Sam Williams | 1999 | Kent McCausland |
| 1969 | John Johnson | | Dean Oliver |
| 1970 | John Johnson | | Jess Settles |
| 1971 | Fred Brown | 2000 | Jake Jaacks |
| 1972 | Kevin Kunnert | | Dean Oliver |
| | Rick Williams | 2001 | Reggie Evans |
| | Kevin Kunnert | | Dean Oliver |
| 1973 | Candy LaPrince | 2002 | Reggie Evans |
| 1974 | Dan Frost | | Luke Recker |
| 1975 | Scott Thompson | 2003 | Chauncey Leslie |
| 1976 | Bruce King | 2004 | Jeff Horner |
| 1977 | Ronnie Lester | | Pierre Pierce |
| 1978 | Ronnie Lester | 2005 | Greg Brunner |
| 1979 | Ronnie Lester | | Jeff Horner |
| 1980 | Vince Brookins | 2006 | Greg Brunner |
| 1981 | Kevin Boyle | | Erek Hansen |
| 1982 | Bob Hansen | | Jeff Horner |
| 1983 | Steve Carfino | 2007 | Adam Haluska |
| 1984 | Greg Stokes | | |
| 1985 | Michael Payne | | |

* - - Iowa stopped designating an MVP following the 2007 season.

RETIRED NUMBERS & JERSEY

10 B.J. ARMSTRONG (JERSEY)

B.J. Armstrong’s jersey was retired in 1992. Graduated as Iowa’s career assist leader (currently fourth), Armstrong ranks fifth in career scoring and was a two-time Hawkeye MVP. A first round draft choice of the Chicago Bulls in 1989, Armstrong played a vital role in Chicago’s NBA titles in 1991 and 1992. He moved into Chicago’s starting line-up in 1993 as the Bulls won their third straight NBA title. Armstrong concluded his NBA career with Chicago in 1999-00.

12 RONNIE LESTER

Lester is Iowa’s seventh all-time leading scorer with 1,675 points. He started 3 1/2 seasons before a knee injury shortened his senior season. He was the Hawkeyes’ MVP three times, an All-Big Ten selection twice and an All-American in 1979-1980. Lester played in the NBA for Chicago and Los Angeles. Lester won a World Championship with the Los Angeles Lakers in 1985 and served as vice-president of the Laker organization.

21 CARL CAIN

Cain was a 1956 first team All-American and All-Big Ten for the Hawkeyes’ national runners-up. A 1956 Olympian, Cain was forced into a reserve role for the United States because of a back injury. He was a two-time Iowa MVP and finished his career with 1,054 points.

22 BILL SEABERG

Seaberg was a starting guard on the “Fabulous Five” team that ended up as the NCAA runner-up in 1956. He was third team All-America by Helms and the Hawkeyes’ MVP in 1955, when he averaged 13 points.

31 BILL LOGAN

Logan, a member of the Hawkeyes’ 1,000-point Club, topped the squad in scoring three times. A two-time All-Big Ten selection, Logan was second team All-America in 1956 according to Helms and Converse-Taylor. He helped Iowa to a second place Big Ten finish as a sophomore and consecutive Final Four appearances his last two seasons.

33 BILL SCHOOF

Schoof played forward on the “Fabulous Five” team and scored 6.3 points per game. A three-year letterman, Schoof was a starter on Iowa’s 1955 and 1956 Final Four teams. In those two seasons he helped the Hawkeyes to a record of 39-13.

40 CHRIS STREET

Chris Street’s number was retired following his untimely death in 1993. Street died in an auto accident 15 games into his junior season. A fixture in Iowa’s starting line-up since midway through his freshman season, Street was averaging 14.5 points and 9.5 rebounds per contest through 15 games and had recently earned MVP honors at the San Juan Shootout. He established an Iowa record by making 34 consecutive free throws.

41 GREG STOKES


Stokes, a three-year starter in the pivot, is the school’s fourth all-time career scorer (1,768 points). He owns the school record for field goal percentage in a game (1.000, 11 of 11). After an All-Big Ten senior season (19.9 scoring norm), Stokes was selected in the 1985 NBA Draft by Philadelphia.


46 SHARM SCHEUERMAN

Scheurman made his mark at Iowa as an athlete and coach. He started on the “Fabulous Five” basketball team and lettered three times in basketball and baseball. After graduation in 1956, Scheurman returned to coach his alma mater in 1959. His 1961 squad finished 18-6.

55 LUKA GARZA

Luka Garza is Iowa’s only two-time Big Ten Player of the Year (2020 & 2021) and only consensus National Player of the Year (2021). Iowa’s all-time leading scorer was also a two-time consensus first-team All-American, first-team All-Big Ten, and Kareem Abdul-Jabbar and Pete Newell award winner. Garza is the only Big Ten men’s basketball player to amass over 2,250 points and 900 rebounds. Garza was recognized as the 2021 Big Ten Jesse Owens Male Athlete of the Year.





The Chris Street Award, named in honor of former Hawkeye Chris Street, is presented annually to “A Hawkeye player who best exemplifies the spirit, enthusiasm and intensity of Chris Street.” Street died in an auto accident on Jan. 19, 1993, midway through his junior season.

| | | | |
|------|----------------------|------|------------------|
| 1993 | Wade Lookingbill | 2009 | Jarryd Cole |
| 1994 | Jess Settles | 2010 | Devan Bawinkel |
| 1995 | Jim Bartels | 2011 | Jarryd Cole |
| 1996 | Jess Settles | 2012 | Matt Gatens |
| 1997 | Ryan Bowen | 2013 | Eric May |
| | John Streif, Trainer | 2014 | Roy Devyn Marble |
| 1998 | Darryl Moore | 2015 | Aaron White |
| 1999 | Jason Bauer | 2016 | Anthony Clemmons |
| | Jess Settles | | Mike Gesell |
| 2000 | Ryan Luehrsmann | | Jarrold Uthoff |
| | Jason Price | | Adam Woodbury |
| 2001 | Dean Oliver | 2017 | Peter Jok |
| 2002 | Duez Henderson | 2018 | Jordan Bohannon |
| 2003 | Jeff Horner | 2019 | Nicholas Baer |
| 2004 | Brody Boyd | 2020 | Luka Garza |
| | Greg Brunner | | Ryan Kriener |
| 2005 | Adam Haluska | 2021 | Luka Garza |
| 2006 | Adam Haluska | | Jordan Bohannon |
| 2007 | Tony Freeman | 2022 | Connor McCaffery |
| 2008 | Cyrus Tate | | Keegan Murray |



Chris Street 1972-1993

THE NBA DRAFT

The National Basketball Association (NBA) held its first draft of college-players in 1947. Here is a list of University of Iowa players drafted by NBA teams:

| Year | Player, Team | Round | # Pick in Round | # Pick Overall | Year | Player, Team | Round | # Pick in Round | # Pick Overall |
|------|--------------------------------|-------|-----------------|----------------|------|---------------------------|-------|-----------------|----------------|
| 1947 | Herb Wilkinson, St. Louis | 3 | 8 | 28 | 1981 | Steve Krafcsin, Atlanta | 5 | 6 | 98 |
| | Dick Ives, Pittsburgh | 5 | 5 | 45 | | Vince Brookins, Detroit | 6 | 2 | 117 |
| 1948 | Murray Wier, Ft. Wayne | 5 | 4 | 52 | | Steve Waite, Boston | 6 | 22 | 137 |
| 1951 | Frank Calsbeek, Ft. Wayne | 6 | 4 | 54 | 1982 | Kenny Arnold, Dallas | 5 | 4 | 96 |
| 1952 | Charles Darling, Rochester | 1 | 9 | 9 | | Kevin Boyle, Philadelphia | 6 | 22 | 137 |
| | Bob Clifton, Fort Wayne | 5 | 3 | 43 | 1983 | Bob Hansen, Utah | 3 | 7 | 54 |
| 1956 | Bill Logan, Boston | 5 | 6 | 38 | | Mark Gannon, San Diego | 8 | 4 | 166 |
| | Carl Cain, Rochester | 7 | 1 | 49 | 1984 | Steve Carfino, Boston | 6 | 23 | 139 |
| 1959 | Dave Gunther, Philadelphia | 8 | 3 | 56 | 1985 | Greg Stokes, Philadelphia | 2 | 9 | 33 |
| 1960 | Americus John-Lewis, St. Louis | 7 | 6 | 54 | | Michael Payne, Houston | 3 | 10 | 57 |
| 1962 | Don Nelson, Chicago | 3 | 1 | 17 | 1986 | Andre Banks, Houston | 5 | 19 | 112 |
| 1966 | George Peoples, Baltimore | 4 | 5 | 35 | 1987 | Brad Lohaus, Boston | 2 | 22 | 45 |
| | Chris Pervall, Baltimore | 17 | 1 | 110 | | Kevin Gamble, Portland | 3 | 17 | 63 |
| 1967 | Gerry Jones, Los Angeles | 13 | 4 | 137 | | Gerry Wright, Detroit | 5 | 19 | 111 |
| 1968 | Sam Williams, Milwaukee | 3 | 13 | 35 | 1988 | Jeff Moe, Utah | 2 | 17 | 42 |
| 1969 | Ben McGilmer, Seattle | 6 | 3 | 74 | 1989 | B.J. Armstrong, Chicago | 1 | 18 | 18 |
| 1970 | John Johnson, Cleveland | 1 | 7 | 7 | | Roy Marble, Atlanta | 1 | 23 | 23 |
| | Glenn Vidnovic, Cleveland | 4 | 9 | 60 | | Ed Horton, Washington | 2 | 12 | 39 |
| | Ben McGilmer, Baltimore | 12 | 10 | 193 | 1990 | Les Jepsen, Golden State | 2 | 1 | 28 |
| | Chad Calabria, Phoenix | 14 | 7 | 210 | 1993 | Acie Earl, Boston | 1 | 19 | 19 |
| 1971 | Fred Brown, Seattle | 1 | 6 | 6 | 1996 | Russ Millard, Phoenix | 2 | 10 | 39 |
| 1973 | Kevin Kunnert, Chicago | 1 | 12 | 12 | 1998 | Ricky Davis, Charlotte | 1 | 21 | 21 |
| | Rick Williams, Boston | 14 | 5 | 193 | | Ryan Bowen, Denver | 2 | 26 | 55 |
| 1976 | Scott Thompson, Detroit | 4 | 4 | 55 | 1999 | J.R. Koch, New York | 2 | 17 | 46 |
| | Dan Frost, Milwaukee | 4 | 8 | 59 | 2007 | Adam Haluska, New Orleans | 2 | 13 | 43 |
| 1977 | Bruce King, Detroit | 4 | 14 | 80 | 2014 | Roy Devyn Marble, Orlando | 2 | 26 | 56 |
| 1980 | Ronnie Lester, Portland | 1 | 10 | 10 | 2015 | Aaron White, Washington | 2 | 19 | 49 |
| | | | | | 2021 | Joe Wieskamp, San Antonio | 2 | 11 | 41 |
| | | | | | | Luka Garza, Detroit | 2 | 22 | 52 |
| | | | | | 2022 | Keegan Murray | 1 | 4 | 4 |



Keegan Murray became the highest NBA Draft pick in program history last June when he was selected fourth overall by the Sacramento Kings.

**-A-**

| | |
|------------------------|---------------|
| Agnew, Richard _____ | 1966,67,68 |
| Allen, Frank _____ | 1960 |
| Anapol, Angelo _____ | 1939 |
| Anderson, Craig _____ | 1981,82,83,84 |
| Andrews, William _____ | 1951 |
| Angelino, Glenn _____ | 1971,72,73 |
| Angersola, Ken _____ | 1973 |
| Angle, J.R. _____ | 2005,07,08,09 |
| Archie, Devon _____ | 2010,11,12 |
| Arens, Mike _____ | 1980 |
| Armstrong, B.J. _____ | 1986,87,88,89 |
| Arnold, Kenny _____ | 1979,80,81,82 |
| Ash, Austin _____ | 2019,20,21,22 |

-B-

| | |
|--------------------------|---------------|
| Baer, Michael _____ | 2019,20,21 |
| Baer, Nicholas _____ | 2016,17,18,19 |
| Banazek, Kenneth _____ | 1964,65 |
| Banks, Andre _____ | 1983,84,85,86 |
| Bannick, Edwin _____ | 1915,16,17 |
| Barko, John _____ | 1933,34,35,36 |
| Barnes, Val _____ | 1991,92, 93 |
| Bartels, Jim _____ | 1991,93,94,95 |
| Barton, James _____ | 1905,06,07 |
| Basabe, Melsahn _____ | 2011,12,13,14 |
| Bastian, Edward _____ | 1964,65,66 |
| Bastian, Howard _____ | 1933,34 |
| Bastian, Kenneth _____ | 1939,40 |
| Bauer, Jason _____ | 1997,98,99 |
| Bawinkel, Devan _____ | 2009,10 |
| Bennett, P.J. _____ | 1932 |
| Bergman, Joe _____ | 1967 |
| Berkenpas, Todd _____ | 1982,83,84,85 |
| Berrien, Clifford _____ | 1917,18,19 |
| Berry, Harry _____ | 1912,13 |
| Beutjer, Jon _____ | 2001 |
| Bilskemper, Josiah _____ | 1999 |
| Blackmer, Ivan _____ | 1934,35 |
| Bobby, Albert _____ | 1935,37 |
| Bowen, Ryan _____ | 1995,96,97,98 |
| Bohall, Dan _____ | 2008 |
| Bohannon, Jordan _____ | 2017-22 |
| Boyd, Brody _____ | 2001,02,03,04 |
| Boyle, Bryan _____ | 1983,84 |
| Boyle, Greg _____ | 1978,80,81,82 |
| Boyle, Kevin _____ | 1979,80,81,82 |
| Bratten, Elmer _____ | 1937 |
| Breedlove, Huston _____ | 1966,67,68 |
| Brigham, Leon _____ | 1918 |
| Brock, Allen _____ | 1902,03,04 |
| Brommer, Andrew _____ | 2009,10,11,12 |
| Brookins, Vince _____ | 1978,79,80,81 |
| Brown, B.A. _____ | 1907,08,09 |
| Brown, Fred _____ | 1970,71 |
| Brown, Homer _____ | 1918,19 |
| Brownlee, Jack _____ | 2004,05 |
| Brunner, Greg _____ | 2003,04,05,06 |
| Buckles, Kenneth _____ | 1952,53 |
| Buckner, Chester _____ | 1906,07,08 |
| Bullard, Matt _____ | 1989,90 |
| Burckheimer, I.A. _____ | 1907,08 |
| Burgitt, Robert _____ | 1922,23 |

-C-

| | |
|--------------------------|---------------|
| Cain, Carl _____ | 1954,55,56 |
| Calabria, Chad _____ | 1968,69,70 |
| Calsbeek, Franklin _____ | 1949,50,51 |
| Carfino, Steve _____ | 1981,82,83,84 |
| Carpenter, Robert _____ | 1959 |
| Carter, John _____ | 1994,95 |
| Cartwright, Bryce _____ | 2011,12 |
| Casey, Bart _____ | 1985,86,87 |
| Chapman, Tom Jr. _____ | 1965,66,67 |
| Chapman, Tom Sr. _____ | 1942,43 |
| Clemmons, Anthony _____ | 2013,14,15,16 |
| Clifton, Robert _____ | 1950,51,52 |
| Cochrane, Everett _____ | 1951,52 |
| Colbert, Edward _____ | 1951 |
| Cole, Jarryd _____ | 2008,09,10,11 |
| Collins, James _____ | 1972,73,74 |
| Conway, George _____ | 1969,71 |
| Cook, Tyler _____ | 2017,18,19 |
| Cotton, Kenneth _____ | 1918,19 |
| Cougill, Brennan _____ | 2010 |
| Cox, Cody _____ | 2011,12 |
| Crawford, Josh _____ | 2007 |
| Culberson, Dick _____ | 1945 |

-D-

| | |
|------------------------|---------------|
| Dailey, Maishe _____ | 2017,18,19 |
| Danner, Dave _____ | 1944,46,47 |
| Darling, Charles _____ | 1950,51,52 |
| Darsee, Jon _____ | 1980,81,82 |
| David, Virgil _____ | 1928,29 |
| Davis, Jermain _____ | 2009 |
| Davis, Keno _____ | 1995 |
| Davis, McKinley _____ | 1952,53,54,55 |
| Davis, Ricky _____ | 1998 |
| Davis, Rodell _____ | 1990,91,92 |
| DeHeer, Floyd _____ | 1936,37 |
| Dennard, Jerry _____ | 1982,83 |
| Denning, Kyle _____ | 2012,13,14,15 |
| Denoma, Mike _____ | 1963,64,65 |
| Devine, Aubrey _____ | 1920,21,22 |
| Diehl, Robert _____ | 1951 |
| Dille, Glenn _____ | 1949 |
| Dittmer, Jack _____ | 1950 |
| Dollmeyer, Greg _____ | 2003 |
| Drake, Terry _____ | 1975,77,78 |
| Dress, Jack _____ | 1936,37,38 |
| DuBois, W.L. _____ | 1902 |
| Duffe, Bernard _____ | 1942 |
| Duhm, Clarence _____ | 1924 |
| Dull, J. Michael _____ | 1960 |
| Duncan, Douglas _____ | 1954,55 |
| Dutton, Lawrence _____ | 1915,16,17 |

-E-

| | |
|------------------------|---------------|
| Earl, Acie _____ | 1990,91,92,93 |
| Ellingson, Brady _____ | 2015,16,17,18 |
| Ely, Howard _____ | 1938 |
| Epstein, S. _____ | 1931 |
| Eshleman, Harold _____ | 1932,33 |
| Evans, Dick _____ | 1940 |
| Evans, Reggie _____ | 2001,02 |
| Evelyn, Bakati _____ | 2020 |

-F-

| | |
|-----------------------|---------|
| Farrell, Thomas _____ | 1902,03 |
| Farroh, Mike _____ | 1929 |

| | |
|-------------------------|------------|
| Fegebank, Neil _____ | 1972,73,74 |
| Fermino, Joe _____ | 2000,01 |
| Fields, L.R. _____ | 1914 |
| Figg, James _____ | 1930 |
| Filkins, D.C. _____ | 1932 |
| Finlayson, Robert _____ | 1920 |
| Finley, Roger _____ | 1948,49 |
| Fleming, Andrew _____ | 2016 |
| Fort, Johnny _____ | 1984 |
| Fountain, Bruce _____ | 1942 |
| Fredrick, CJ _____ | 2020,21 |
| Freeman, Robert _____ | 1948 |
| Freeman, Tony _____ | 2006,07,08 |
| Fritzel, John _____ | 1995 |
| Frohwein, George _____ | 1921,22 |
| Frost, Dan _____ | 1975,76 |
| Fullard, Ken _____ | 1984,85 |
| Fuller, Aaron _____ | 2009,10 |
| Funk, Jack _____ | 1923,24 |

-G-

| | |
|------------------------|---------------|
| Gaddis, Wally _____ | 1936,37 |
| Galloway, Kyle _____ | 1998,00,01 |
| Gamble, Kevin _____ | 1986,87 |
| Gannon, Mark _____ | 1980,81,82,83 |
| Gardner, Ray _____ | 1912,13 |
| Garner, Brian _____ | 1989 |
| Garza, Luka _____ | 2018,19,20,21 |
| Gatens, Matt _____ | 2009,10,11,12 |
| Gatens, Mike _____ | 1974,75,76 |
| Geneva, Fred _____ | 1929 |
| Gentry, Nolden _____ | 1958,59,60 |
| Gesell, Mike _____ | 2013,14,15,16 |
| George, Robert _____ | 1954,55,56 |
| Givant, Todd _____ | 1993 |
| Glasper, Mon'ter _____ | 1993,94,95,96 |
| Gomes, Marcelo _____ | 1999,00 |
| Gorney, Seth _____ | 2005,06,07,08 |
| Gottschalk, Gary _____ | 1966,67 |
| Gould, Joe _____ | 1971 |
| Grabinski, Ken _____ | 1970,71,72 |
| Grafton, Jimmie _____ | 1944 |
| Graham, Jim _____ | 1945 |
| Greene, Herald _____ | 1950,51,52 |
| Griffin, Rob _____ | 2000 |
| Griffith, Dwight _____ | 1904,05,06 |
| Grim, John _____ | 1933,34,35 |
| Grissel, Earl _____ | 1914 |
| Grogan, Tom _____ | 1980 |
| Gunther, Dave _____ | 1957,58,59 |
| Guzowski, Tony _____ | 1946,48,49 |

-H-

| | |
|------------------------|---------------|
| Haberecht, Fred _____ | 1975,76 |
| Haberer, Brian _____ | 1998 |
| Hairston, John _____ | 1974,75,76,77 |
| Hakeman, Dennis _____ | 1974 |
| Hall, Eugene _____ | 1947,48 |
| Hallstrom, Jim _____ | 1978 |
| Haluska, Adam _____ | 2005,06,07 |
| Hankins, Andrew _____ | 1962,63,64 |
| Hansen, Bob _____ | 1980,81,82,83 |
| Hansen, Erek _____ | 2004,05,06 |
| Hargrave, Clay _____ | 1976,77,78 |
| Harring, Richard _____ | 1959 |
| Harris, Norman _____ | 1948 |
| Harris, Tom _____ | 1960 |

| | |
|--------------------|---------------|
| Harrison, Lawrence | 1926,28 |
| Harsha, Vince | 1940,41,42 |
| Hawthorne, Lester | 1954,55,56 |
| Hays, Donald | 1948,49,50 |
| Hazley, Omar | 1969,70,71 |
| Hegg, Peer | 1957 |
| Hein, Richard | 1941,42 |
| Heitman, Mike | 1958,59,60 |
| Heller, Mike | 1980 |
| Helmers, Greg | 1995,96,97,98 |
| Henderson, Duez | 1999,00,01,02 |
| Henderson, Mike | 2004,05,06,07 |
| Henry, Mike | 1978,79,80,81 |
| Herwig, Lloyd | 1944 |
| Hettrick, Gene | 1953 |
| Hicks, Wayland | 1922,23,24 |
| Hildreth, Reg | 1930 |
| Hill, Kent | 1985,86,87,88 |
| Hill, Wendell | 1941,42 |
| Hobbs, Nicolas | 2019,20 |
| Hobbs, Robert | 1938,39 |
| Hodge, James | 1969,70 |
| Hogan, Ralph | 1926,27 |
| Hogan, Ryan | 2001,02 |
| Hohenhorst, Fred | 1938,39 |
| Horner, Jeff | 2003,04,05,06 |
| Horton, Ed | 1986,87,88,89 |
| Hughes, Tom | 1944 |
| Humphrey, James | 1943 |
| Hutton, Brandon | 2016 |
| Hyland, Mark | 1909 |

-I-

| | |
|-----------------|---------------|
| Ingram, Michael | 1989,90 |
| Ingram, Patrick | 2013 |
| Irvine, Howard | 1939 |
| Ives, Dick | 1944,45,46,47 |

-J-

| | |
|----------------------|---------------|
| Jaacks, Jacob | 1999,00 |
| Jacobson, L.M. | 1914,15 |
| Janse, Hector | 1923,24,25 |
| Jarnagin, Charles | 1952,53,54 |
| Jebens, Herbert | 1929,30 |
| Jenkins, Albert | 1917 |
| Jensen, H.C. | 1924 |
| Jensen, Richard | 1968,69,70 |
| Jepsen, Les | 1987,88,89,90 |
| Jessen, Joel | 1964,66 |
| Jewell, Mark | 1987,88 |
| John Lewis, Americus | 1957 |
| Johnson, Dennis | 1981 |
| Johnson, John | 1969,70 |
| Johnson, Justin | 2007,08 |
| Johnson, Roy | 1954,55,57 |
| Johnson, Sam | 1936,37,38 |
| Jok, Peter | 2014,15,16,17 |
| Jones, Bill | 1985,86,87,88 |
| Jones, Dale | 2016,17 |
| Jones, Gerry | 1965,67 |
| Jorgensen, Noble | 1946,47 |

-K-

| | |
|------------------|---------|
| Kaufmann, Robert | 1920,21 |
| Kelley, Scott | 1977,78 |
| Kelly, Jake | 2008,09 |

| | |
|---------------------|---------------|
| Kerwick, Joe | 1915 |
| Kewney, Lester | 1960 |
| Kimm, Josh | 2003 |
| King, Bruce | 1975,76,77 |
| King, Waymond | 1981,82,83,84 |
| Kingsbury, Carter | 2022 |
| Kingsbury, Chris | 1994,95,96 |
| Kingsbury, E.M. | 1904 |
| Kinnan, Robert | 1928,29,30 |
| Kinnick, Nile | 1938 |
| Koberg, Kerry | 1998 |
| Koch, J.R. | 1996,97,98,99 |
| Koch, Nate | 1995 |
| Koser, M. | 1931 |
| Kotlow, Jack | 1931,32,33 |
| Krafcisin, Steve | 1979,80,81 |
| Kremer, Glenn | 1944 |
| Kriener, Ryan | 2017,18,19,20 |
| Krumbholz, Gueldner | 1932,33 |
| Kuhl, Milt | 1940,41,42 |
| Kunkel, Fred | 1935 |
| Kunnert, Kevin | 1971,72,73 |

-L-

| | |
|-------------------|---------------|
| Laketa, Luc | 2022 |
| LaPrince, Candy | 1973,74 |
| Laude, James | 1923,24,25 |
| Lauer, C.F. | 1931 |
| Lawson, Fred | 1928 |
| Leeka, Seward | 1929 |
| Leo, Richard | 1912,13 |
| Leslie, Chauncey | 2002,03 |
| Lester, Ronnie | 1977,78,79,80 |
| Licklitter, John | 2009,10 |
| Lind, Thomas | 1938,39,40 |
| Logan, William | 1954,55,56 |
| Lohaus, Brad | 1983,84,86,87 |
| Lohman, Carl | 1921,22 |
| Looby, Kurt | 2007,08 |
| Lookingbill, Wade | 1989,90,92,93 |
| Lorenz, Gary | 1961,62 |
| Lorenzen, Al | 1985,86,87,88 |
| Luehrsmann, Ryan | 1997,98,99,00 |
| Lundstedt, Robert | 1943 |
| Lusk, Gary | 1970,71,72 |
| Lyon, Terry | 1963 |

-M-

| | |
|--------------------|---------------|
| Magnusson, Floyd | 1944,47,48,49 |
| Magnusson, Jim | 1976 |
| Maiden, Sidney | 1912,13 |
| Marble, Roy | 1986,87,88,89 |
| Marble, Roy Devyn | 2011,12,13,14 |
| Marsh, Ed | 1945 |
| Martel, Augustine | 1955,56,57 |
| Mason, Charles | 1946,47,48,49 |
| Mau, Robert | 1953 |
| May, Eric | 2010,11,12,13 |
| Mayfield, William | 1976,77,78,79 |
| Mays, Archie | 1975,76 |
| McCabe, Zach | 2011,12,13,14 |
| McCaffery, Connor | 2019,20,21,22 |
| McCaffery, Patrick | 2021,22 |
| McCarty, Steven | 2012 |
| McCausland, Kent | 1996,97,98,99 |
| McConnell, Charles | 1925,26,27 |

| | |
|--------------------|---------------|
| McConnell, Jim | 1957,58 |
| McGilmer, Benjamin | 1966,69,70 |
| McGovney, Richard | 1921 |
| McGrath, Rolly | 1966,67,68 |
| Melhaus, Douglas | 1962,63 |
| Messick, Gerald | 1962,63 |
| Metcalfe, Leonard | 1947,48 |
| Meyer, Kyle | 2013,14 |
| Millard, Russ | 1993,94,95,96 |
| Miller, Harold | 1926 |
| Miller, Robert | 1953 |
| Miller, Thomas | 1969,70,71 |
| Mims, Fred | 1972 |
| Miranda, Joe | 1969 |
| Moe, Jeff | 1985,86,87,88 |
| Moffitt, Howard | 1932,33,34 |
| Moore, Darryl | 1997,98 |
| Moore, Larry | 1973,75 |
| Morgan, Michael | 1985,86,87,88 |
| Morrissey, L.M. | 1905,06,08 |
| Moses, James | 1989,90,91,92 |
| Moss, Isaiah | 2017,18,19 |
| Mowry, Joseph | 1930,31 |
| Mulvey, Riley | 2022 |
| Mundt, Frank | 1958,59 |
| Murray, Keegan | 2021,22 |
| Murray, Kenyon | 1993,94,95,96 |
| Murray, Kris | 2021,22 |

-N-

| | |
|----------------|------------|
| Nau, Earl | 1958 |
| Neari, Nick | 2010 |
| Nelson, Donald | 1960,61,62 |
| Nelson, Frank | 1969 |
| Nelson, Irving | 1929 |
| Nesmith, Gene | 1943 |
| Nevin, John | 1914,15 |
| Newton | 1904 |
| Nicolaus, Leo | 1919,20 |
| Norman, Ronald | 1967,68 |
| Norman, Tom | 1977,78,79 |
| Norton, D.A. | 1908 |
| Norton, Randy | 1979,80 |
| Novak, Joel | 1961,62 |
| Nunge, Jack | 2018,20,21 |

-O-

| | |
|------------------|---------------|
| O'Brien, James | 1942,43 |
| O'Connor, Jim | 1992 |
| Oglesby, Josh | 2012,13,14,15 |
| Ogundele, Josh | 2021,22 |
| Okey, Sam | 1999 |
| Olaseni, Gabriel | 2012,13,14,15 |
| Oliver, Dean | 1998,99,00,01 |
| Olson, Gary | 1964,65,66 |
| Olson, Merrill | 1918,19 |
| Olsthoorn, Larry | 1977,78 |

-P-

| | |
|------------------|---------------|
| Palmer, David | 2008,09 |
| Parker, Larry | 1973,74,75,76 |
| Parker, Tom | 1948,49 |
| Parsons, Charles | 1913,14,15 |
| Parsons, Harry | 1902,03,04 |
| Pauling, Dennis | 1964,65,66 |
| Payne, Cully | 2010,11 |
| Payne, Michael | 1982,83,84,85 |



| | |
|----------------------|---------------|
| Payne, Thomas | 1956 |
| Peebles, George | 1964,65,66 |
| Pemsl, Cordell | 2017,18,20 |
| Perkins, Lewis | 1965,66,67 |
| Perkins, Tony | 2021,22 |
| Perrine, J.O. | 1907,08,09 |
| Pervall, Christopher | 1965,66 |
| Peterson, Bryce | 1999 |
| Peterson, Jeff | 2008,09 |
| Peth, Dick | 1976,77,78,79 |
| Phelps, Van | 1977 |
| Philips, Chris | 1967,68,69 |
| Phillips, Gordon | 1926 |
| Pierce, Pierre | 2002,04 |
| Plett, Charles | 1939 |
| Plunkitt, Doyle | 1928,29 |
| Postels, Ned | 1944,45,46 |
| Prasse, Erwin | 1938, 39,40 |
| Price, Jason | 1999,00 |
| Purcell, Thomas | 1961 |

-R-

| | |
|------------------------|---------------|
| Rabenold, Scott | 1998 |
| Raffensperger, Leonard | 1925 |
| Ramos, Antonio | 1999 |
| Ramsell, William | 1906 |
| Rand, Ben | 2004 |
| Range, Joey | 1999 |
| Reaves, Michael | 1985,86,87,88 |
| Rebholz, Mike | 1999 |
| Rebraca, Filip | 2022 |
| Recker, Luke | 2001,02 |
| Reddington, Joe | 1961,62,63 |
| Reed, Carlton | 2005,06 |
| Reed, Dale | 1990 |
| Reiner, Jared | 2001,02,03,04 |
| Reinhardt, Julian | 1930,31 |
| Rickert, Christopher | 2012,13 |
| Riddle, Fred | 1963,65 |
| Ridley, Gerald | 1953,54,55 |
| Riecks, Richard | 1949,50 |
| Riegert, Marshall | 1931,32,33 |
| Roach, David | 1962,63,64 |
| Robinson, Alvin | 1996,97 |
| Rodgers, James | 1963,64,65 |
| Rogers, A. | 1931,32 |
| Rogge, George | 1929 |
| Rose, Charlie | 2015,17,18 |
| Rosenthal, Sid | 1935,36 |
| Ross, Charles | 1902,03,04 |
| Rost, Murray | 1951 |
| Rowat, Lynn | 1971,72 |
| Ruck, Fred | 1950,51 |
| Rucker, Guy | 1997,98,99 |
| Runge, Dennis | 1960,61 |
| Ryden, Hugo | 1909,10,11 |

-S-

| | |
|--------------------|---------------|
| Sallander, F.W. | 1911,12 |
| Sandfort, Payton | 2022 |
| Schebler, Joseph | 1959,60 |
| Schenck, C.P. | 1902,03,04,05 |
| Scheuerman, Milton | 1954,55,56 |
| Schiff, Loren | 1916,17 |
| Schmidt, Chris | 1911,12 |
| Schoof, William | 1954,55,56 |
| Schraut, James | 1994 |

| | |
|--------------------|---------------|
| Schulte, H.H. | 1913 |
| Schulz, Bob | 1945,48,49,50 |
| Schulze, Thomas | 1969,70 |
| Schwartz, Frederic | 1935,36 |
| Scott, Cortney | 2001 |
| Scott, Matt | 1990 |
| Seaberg, George | 1957,58 |
| Seaberg, William | 1954,55,56 |
| Sebolt, Frank | 1956,57 |
| Selzer, Ben | 1932,33,34 |
| Settles, Jess | 1994,95,96,99 |
| Shaw, Richard | 1961,62,63 |
| Shay, Jason | 1995 |
| Shimek, Frank | 1920,21,22 |
| Siegel, Vic | 1940,41,42 |
| Siglin, Paul | 1940,41 |
| Simmons, Vernon | 1997,98 |
| Skea, William | 1963,64 |
| Skillet, Kevin | 1993,94,95 |
| Skinner, Troy | 1989,90,91,92 |
| Smith, Floyd | 1911 |
| Smith, Jason | 1999,00,01 |
| Smith, Kevin | 1991,92,93 |
| Smith, Tyler | 2007 |
| Snedeker, Dave | 1984,85 |
| Soderquist, Rudy | 1940,41,42 |
| Sonderleiter, Sean | 2001,02,03 |
| Spencer, Jack | 1944,45,47,48 |
| Speraw, Kirk | 1978,79 |
| Spradling, Robert | 1929,30 |
| Spurgeon, Kurt | 2003,04 |
| Stange, Kurt | 1983,84 |
| Stenger, William | 1953 |
| Stephens, Ben | 1937,38,39 |
| Stewart, Walter | 1908,09,10 |
| Stoermer, Jordan | 2011 |
| Stokes, Darius | 2011,12,13,14 |
| Stokes, Greg | 1982,83,84,85 |
| Story, Sid | 1941 |
| Soukup, Michael | 2016 |
| Soukup, Steven | 2016 |
| Stover, S.K. | 1902,03 |
| Straatsma, Stan | 1945,47,48,49 |
| Street, Chris | 1991,92,93 |
| Stubbs, Branden | 2011,12 |
| Suesens, Kenneth | 1936,37,38 |
| Sullinger, Harold | 1972 |
| Swaney, H.J. | 1932 |
| Szykowny, Matthew | 1961,62 |

-T-

| | |
|-------------------|---------------|
| Tate, Cyrus | 2007,08,09 |
| Tedesky, Bob | 1945 |
| Terrones, B.J. | 1999 |
| Thomas, Doug | 2005,06 |
| Thomas, Floyd | 1910,11 |
| Thomas, Leon | 1974,75 |
| Thompson, Alex | 2005,06 |
| Thompson, Edwin | 1936,37 |
| Thompson, Herbert | 1951,52,53 |
| Thompson, Ray | 1989 |
| Thompson, Rod | 1999,00,01,02 |
| Thompson, Scott | 1974,75,76 |
| Thomsen, Theron | 1943,46 |
| Till, Riley | 2018,19,20 |
| Trickey, Ben | 1941,42,43 |
| Toussaint, Joe | 2020,21,22 |

| | |
|-----------------|---------------|
| Tubbs, Brig | 1989,90,91,92 |
| Tucker, Anthony | 2009 |
| Twogood, Forest | 1927,28,29 |

-U-

| | |
|----------------|---------------|
| Uhl, Dom | 2015,16,17,18 |
| Ulis, Ahron | 2021,22 |
| Ukah, Okey | 2014,15,16 |
| Uknes, Charles | 1943 |
| Uthoff, Jarrod | 2013,14,15,16 |

-V-

| | |
|-------------------|------------|
| Vacanti, Sam | 1943 |
| VanDeusen, George | 1925,26,27 |
| VanYsseldyk, Joe | 1936,37,38 |
| Vaughan, Reggie | 1973 |
| Venik, Harry | 1967 |
| Vidnovic, Glenn | 1968,69,70 |
| Vollers, Robert | 1948,49,50 |
| VonLackum, John | 1916,17,18 |
| VonLackum, W.H. | 1914,15,16 |

-W-

| | |
|---------------------|---------------|
| Wagner, Ahmad | 2016,17,18 |
| Waite, Steve | 1978,79,80,81 |
| Walsh, Matt | 1936,37 |
| Walter, Donald | 1944 |
| Warren, Chris | 2003 |
| Washington, Bob | 1958,59 |
| Washington, Nate | 1974 |
| Watkins, John | 1948 |
| Webb, Jay | 1990,91,92,93 |
| Weiss, Albert | 1949 |
| Westen, Kelly J. | 1988 |
| Wessels, Brett | 2007 |
| Wheeler, Bill | 1940,41,42 |
| White, Aaron | 2012,13,14,15 |
| White, David | 1967,68 |
| White, Michael | 1995 |
| Wieck, Justin | 2005,06 |
| Wier, Murray | 1945,46,47,48 |
| Wieskamp, Joe | 2019,20,21 |
| Wilcox, Francis | 1927,28,29 |
| Wilkinson, Clayton | 1945,46,47 |
| Wilkinson, Herbert | 1945,46,47 |
| Williams, Christian | 2016,17 |
| Williams, Joe | 1957 |
| Williams, John Carl | 1999,00 |
| Williams, Rick | 1972,73 |
| Williams, Sam H. | 1967,68 |
| Williams, Sam W. | 1971 |
| Williamson, Charles | 1930,31,32 |
| Wilson, George | 1905 |
| Winters, James | 1991,92,93,94 |
| Wischmeier, Bob | 1945 |
| Wishmier, Jack | 1945,48 |
| Woodbury, Adam | 2013,14,15,16 |
| Woods, Michael | 1960 |
| Woolridge, Andre | 1995,96,97 |
| Wordlaw, Clarence | 1957,58,59 |
| Worley, Glen | 2001,02,03,04 |
| Worth, Earl | 1920 |
| Wright, Gerry | 1985,86,87 |
| Wulfsberg, Cal | 1976,77 |

-Z-

| | |
|---------------|------|
| Zager, Ronald | 1960 |
|---------------|------|

2022-23 COMPOSITE BIG TEN SCHEDULE

IOWA BASKETBALL



2023 MEDIA GUIDE

| | | | | | | | |
|---------|---|-------------------|--------------|---------|---|-------------|------------|
| Nov. 7 | Purdue Fort Wayne at Michigan | 5:30 p.m. | BTN | Nov. 21 | Omaha at Iowa | 7 p.m. | BTN |
| | Chicago State at Northwestern | 7 p.m. | B1G+ | | San Diego State vs. Ohio State (<i>Mauji</i>) | 8 p.m. | ESPN2 |
| | South Dakota at Wisconsin | 7:30 p.m. | BTN | | Minnesota vs. Cal Baptist | 9:30 p.m. | CBS SN |
| | Bethune Cookman at Iowa | 6 p.m. | ESPNU | Nov. 22 | Rider at Rutgers | 6/8 p.m. | BTN |
| | Winthrop at Penn State | 6 p.m. | B1G+ | | Liberty vs. Northwestern (<i>Cancun</i>) | 7:30 p.m. | CBS SN |
| | Robert Morris at Ohio State | 6 p.m. | B1G+ | | Ohio State vs. Arizona/Cincinnati | TBD | ESPN/2 |
| | Morehead State at Indiana | 6 p.m. | B1G+ | Nov. 23 | Dayton vs. Wisconsin (<i>Bahamas</i>) | 12:30 p.m. | ESPN/2 |
| | Northern Arizona at Michigan State | 6 p.m. | B1G+ | | Little Rock at Indiana | 5:30 p.m. | BTN |
| | Columbia at Rutgers | 6 p.m. | B1G+ | | Auburn/Bradley vs. Northwestern | 6/8:30 p.m. | CBS SN |
| | Niagara at Maryland | 6 p.m. | B1G+ | | Jackson State at Michigan | 7:30 p.m. | BTN |
| | Maine at Nebraska | 7 p.m. | B1G+ | | Minnesota vs. TBD | TBD | TBD |
| | Eastern Illinois at Illinois | 8 p.m. | ESPNU | | Ohio State vs. TBD | TBD | ESPN/2/U |
| | Western Michigan at Minnesota | 8 p.m. | B1G+ | Nov. 24 | Nebraska vs. Oklahoma (<i>Orlando</i>) | 4 p.m. | ESPN |
| Nov. 8 | Milwaukee at Purdue | 5:30 p.m. | BTN | | Wisconsin vs. NC State/Kansas | TBD | ESPN/News |
| Nov. 10 | Charleston Southern at Ohio State | 5:30 p.m. | BTN | | Purdue vs. West Virginia (<i>Portland</i>) | 9 p.m. | ESPN2 |
| | Sacred Heart at Rutgers | 6 p.m. | B1G+ | | Michigan State vs. Alabama (<i>Portland</i>) | 9:30 p.m. | ESPN |
| | Loyola (MD) at Penn State | 6 p.m. | B1G+ | Nov. 25 | Jackson State at Indiana | 11:30 a.m. | BTN |
| | Western Carolina at Maryland | 6 p.m. | B1G+ | | Coppin State at Maryland | 3 p.m. | B1G+ |
| | Omaha at Nebraska | 7 p.m. | B1G+ | | Lafayette at Penn State | 6 p.m. | B1G+ |
| | Bethune Cookman at Indiana | 7:30 p.m. | BTN | | Lindenwood at Illinois | 8 p.m. | B1G+ |
| Nov. 11 | Austin Peay at Purdue | 6 p.m. | BTN | | Wisconsin vs. TBD | TBD | TBD |
| | St. Francis (NY) at Minnesota | 6 p.m. | B1G+ | | Michigan State vs. Oregon/UConn | TBD | ESPN/2/U |
| | Wisconsin vs. Stanford (<i>Milwaukee</i>) | 6:30 p.m. | FS1 | | Purdue vs. Gonzaga/Portland State | TBD | ESPN/2/U |
| | North Carolina A&T at Iowa | 7 p.m. | B1G+ | | Nebraska vs. Memphis/Seton Hall | TBD | ESPN2/News |
| | Northern Illinois at Northwestern | 7 p.m. | B1G+ | Nov. 26 | Central Connecticut State at Rutgers | 2 p.m. | B1G+ |
| | Kansas City at Illinois | 8 p.m. | BTN | Nov. 27 | Michigan State vs. TBD | TBD | ESPN/2/U |
| | Michigan vs. Eastern Michigan | 8 p.m. | ESPNU | | Purdue vs. TBD | TBD | ESPN/2/U |
| | Michigan State vs. Gonzaga (<i>San Diego</i>) | TBD | ESPN | | Nebraska vs. TBD | TBD | ESPN2/News |
| Nov. 12 | UMass Lowell at Rutgers | 1 p.m. | B1G+ | Nov. 28 | Minnesota at Virginia Tech | 6 p.m. | ESPN2 |
| Nov. 14 | DePaul at Minnesota | 6 p.m. | BTN | | Pittsburgh at Northwestern | 8 p.m. | ESPN2 |
| | Butler at Penn State | 7:30 p.m. | FS1 | Nov. 29 | Penn State at Clemson | 6 p.m. | ESPNU |
| | Monmouth at Illinois | 8 p.m. | BTN | | Syracuse at Illinois | 6/6:30 p.m. | ESPN/2 |
| Nov. 15 | Northwestern at Georgetown | 5:30 p.m. | FS1 | | Maryland at Louisville | 6/6:30 p.m. | ESPN/2 |
| | Binghamton at Maryland | 6 p.m. | BTN | | Wake Forest at Wisconsin | 8 p.m. | ESPN2/U |
| | Michigan State vs. Kentucky (<i>Indy</i>) | 6 p.m. | ESPN | | Georgia Tech at Iowa | 8 p.m. | ESPN2/U |
| | Marquette at Purdue | 7:30 p.m. | FS1 | | Virginia at Michigan | 8:30 p.m. | ESPN |
| | Green Bay at Wisconsin | 8 p.m. | BTN | Nov. 30 | Ohio State at Duke | 6:15 p.m. | ESPN |
| Nov. 16 | Michigan vs. Pittsburgh | 5 p.m. | ESPNU | | Purdue at Florida State | 6:15 p.m. | ESPN2/U |
| | Eastern Illinois at Ohio State | 6 p.m. | BTN | | Rutgers at Miami | 6:15 p.m. | ESPN2/U |
| Nov. 17 | Nebraska at St. John's | 5:30 p.m. | FS1 | | North Carolina at Indiana | 8:15 p.m. | ESPN |
| | Penn State vs. Furman (<i>Charleston</i>) | 10:30 a.m. | ESPNU | | Michigan State at Notre Dame | 8:15 p.m. | ESPN2 |
| | Michigan vs. VCU/Arizona State | 6/8 p.m. | ESPN2 | | Boston College at Nebrask | 8:15 p.m. | ESPNU |
| | Central Michigan at Minnesota | 8 p.m. | BTN | Dec. 2 | Illinois at Maryland | 6/8 p.m. | BTN |
| Nov. 18 | Penn State vs. ODU/Va. Tech | 11 a.m./1:30 p.m. | ESPN2/U | Dec. 3 | St. Francis (PA) at Ohio State | 11 a.m. | BTN |
| | Rutgers vs. Temple | 4 p.m. | ESPNU | | Wisconsin at Marquette | 2:30 p.m. | FS1 |
| | Indiana at Xavier | 5 p.m. | FS1 | | Indiana at Rutgers | 3 p.m. | BTN |
| | Villanova at Michigan State | 7 p.m. | FS1 | Dec. 4 | Michigan vs. Kentucky (<i>London</i>) | Noon | ABC |
| | Purdue Fort Wayne at Northwestern | 7 p.m. | B1G+ | | Nebraska at Creighton | 2:30 p.m. | FS1 |
| | Illinois vs. UCLA | 8:30 p.m. | ESPNU | | Minnesota at Purdue | 4 p.m. | BTN |
| Nov. 19 | Maryland vs. Saint Louis (<i>Connecticut</i>) | Noon | ESPNEWS | | Northwestern at Michigan State | 6 p.m. | BTN |
| Nov. 20 | Maryland vs. Miami/Providence | Noon/2:30 p.m. | ESPN2/U | Dec. 6 | Illinois vs. Texas | 6 p.m. | ESPN |
| | Illinois vs. Baylor/Virginia | 2/4:30 p.m. | ESPN | | Maryland at Wisconsin | 8 p.m. | ESPN2 |
| | Arkansas-Pine Bluff at Nebraska | 2:30 p.m. | BTN | Dec. 7 | Michigan State at Penn State | 5:30 p.m. | BTN |
| | Miami (OH) at Indiana | 4:30 p.m. | BTN | | Hofstra at Purdue | 6 p.m. | B1G+ |
| | Ohio at Michigan | 6:30 p.m. | BTN | | Nebraska at Indiana | 7:30 p.m. | BTN |
| | Penn State vs. TBD | TBD | ESPN2/U/News | | | | |



| | | | | | | | |
|---------|--|---|---|---------|---|--|--------------------------------|
| Dec. 8 | Rutgers at Ohio State Iowa State at Iowa Michigan at Minnesota | 6 p.m. 7 p.m. 8 p.m. | ESPN2 FS1 BTN | Jan. 2. | Rutgers at Purdue | 11 a.m. | BTN |
| Dec. 10 | Penn State at Illinois Purdue at Nebraska Brown at Michigan State Indiana vs Arizona | 11 a.m. 1:15 p.m. 3:30 p.m. 6:30 p.m. | BTN BTN BTN FOX | Jan. 3 | Nebraska at Michigan State Minnesota at Wisconsin | 6 p.m. 8 p.m. | BTN BTN |
| Dec. 11 | Prairie View A&M at Northwestern Maryland vs Tennessee Seton Hall at Rutgers Wisconsin at Iowa Mississippi State at Minnesota | 1 p.m. 3:30 p.m. 5:30 p.m. 5:30 p.m. 7:30 p.m. | BTN FS1 FS1 BTN BTN | Jan. 4 | Penn State at Michigan Illinois at Northwestern | 6 p.m. 8 p.m. | BTN BTN |
| Dec. 14 | Arkansas-Pine Bluff at Minnesota UCLA at Maryland | 7 p.m. 8 p.m. | BTN FS1 | Jan. 5 | Maryland at Rutgers Purdue at Ohio State Indiana at Iowa | 5:30 p.m. 6 p.m. 8 p.m. | BTN FS1 FS1 |
| Dec. 15 | Lehigh at Wisconsin | 6 p.m. | BTN | Jan. 7 | Nebraska at Minnesota Wisconsin at Illinois Michigan at Michigan State | 11 a.m. 12:30/1 p.m. 1:30 p.m. | BTN ESPN2 FOX |
| Dec. 17 | Wake Forest at Rutgers Indiana at Kansas DePaul at Northwestern Ohio State vs North Carolina Alabama A&M at Illinois Lipscomb at Michigan Purdue vs Davidson Nebraska vs. Kansas State (KC) Southeast Missouri State at Iowa | 11 a.m. 11 a.m. 1 p.m. 2 p.m. 3 p.m. 4 p.m. 5:15 p.m. 6:30 p.m. 7:30 p.m. | BTN ESPN2 BTN CBS BTN B1G+ BTN BIG 12 NOW BTN | Jan. 8 | Northwestern at Indiana Iowa at Rutgers Purdue vs. Penn State Ohio State at Maryland | 11 a.m. 11 a.m./1 p.m. 3/5 p.m. Noon/2 p.m. | FS1 BTN BTN ESPN/2/U |
| Dec. 18 | Canisius at Penn State | 11 a.m. | BTN | Jan. 10 | Michigan State at Wisconsin Illinois at Nebraska | 6 p.m. 8 p.m. | ESPN/2 BTN |
| Dec. 20 | Elon at Indiana Queens Univ. of Charlotte at Nebraska UIC at Northwestern | 6 p.m. 6:30 p.m. 8 p.m. | BTN B1G+ BTN | Jan. 11 | Indiana at Penn State Rutgers at Northwestern | 6 p.m. 8 p.m. | BTN BTN |
| Dec. 21 | Oakland at Michigan State Michigan vs. North Carolina Maine at Ohio State New Orleans at Purdue | 5:30 p.m. 6 p.m. 7:30 p.m. 8 p.m. | BTN TBD BTN ESPNU | Jan. 12 | Minnesota at Ohio State Michigan at Iowa | 5:30 p.m. 6 p.m. | FS1 ESPN2 |
| Dec. 22 | St. Peter's at Maryland Chicago State at Minnesota Quinnipiac at Penn State Illinois vs. Missouri | 5:30 p.m. 6:30 p.m. 7:30 p.m. TBD | BTN ESPNU BTN TBD | Jan. 13 | Nebraska at Purdue Michigan State at Illinois | 6 p.m. 8 p.m. | BTN FS1 |
| Dec. 23 | Bucknell at Rutgers Kennesaw State at Indiana Grambling at Wisconsin | 4 p.m. 6 p.m. 8 p.m. | BTN BTN BTN | Jan. 14 | Wisconsin at Indiana | Noon | CBS |
| Dec. 29 | Brown at Northwestern Alabama A&M at Ohio State Florida A&M at Purdue UMBC at Maryland Iowa at Nebraska Delaware State at Penn State Alcorn State at Minnesota Bethune Cookman at Illinois | 11 a.m. 2 p.m. 4 p.m. 6 p.m. 6 p.m. 6 p.m. 7 p.m. 7:30 p.m. | BTN BTN BTN ESPNU BTN B1G+ TBD FS1 | Jan. 15 | Northwestern at Michigan Ohio State at Rutgers Maryland at Iowa | TBD TBD 1:15/3 p.m. | BTN BTN BTN |
| Dec. 30 | Buffalo at Michigan State Central Michigan at Michigan Coppin State at Rutgers Western Michigan at Wisconsin | 5 p.m. 7 p.m. 7 p.m. TBD | BTN TBD BTN TBD | Jan. 16 | Purdue at Michigan State Illinois at Minnesota | 1:30 p.m. 5 p.m. | FOX BTN |
| Jan. 1 | Maryland at Michigan Iowa at Penn State Ohio State at Northwestern | 3:30 p.m. 4:30 p.m. 6:30 p.m. | FS1 BTN BTN | Jan. 17 | Penn State at Wisconsin | 7:30 p.m. | BTN |
| | | | | Jan. 18 | Ohio State at Nebraska Northwestern at Iowa | 6 p.m. 8 p.m. | BTN BTN |
| | | | | Jan. 19 | Rutgers at Michigan State Purdue at Minnesota Indiana at Illinois Michigan at Maryland | 5:30 p.m. 6 p.m. 7:30 p.m. 6 p.m. | FS1 ESPN/2 FS1 ESPN/2 |
| | | | | Jan. 21 | Wisconsin at Northwestern Nebraska at Penn State Iowa at Ohio State | 11 a.m. 1:15 p.m. 1/7 p.m. | BTN BTN FOX |
| | | | | Jan. 22 | Michigan State at Indiana Maryland at Purdue Minnesota at Michigan | 11 a.m./Noon Noon/1 p.m. TBD | CBS FS1 BTN |
| | | | | Jan. 24 | Ohio State at Illinois Penn State at Rutgers Northwestern at Nebraska | 6 p.m. 5:30 p.m. 7:30 p.m. | ESPN/2 BTN BTN |
| | | | | Jan. 25 | Wisconsin at Maryland Indiana at Minnesota | 6 p.m. 8 p.m. | BTN BTN |

2022-23 COMPOSITE BIG TEN SCHEDULE

IOWA BASKETBALL



2023 MEDIA GUIDE

| | | | | | | | |
|---------|--|---|-----------------------------|---------|--|--|--|
| Jan. 26 | Iowa at Michigan State Purdue at Michigan | 6 p.m. 8 p.m. | FS1 FS1 | Feb. 21 | Indiana at Michigan State | 8 p.m. | ESPN/2 |
| Jan. 28 | Illinois at Wisconsin Nebraska at Maryland Minnesota at Northwestern Ohio State at Indiana | 1 p.m. 3:30/5 p.m. 11 a.m./3 p.m. 7 p.m. | FOX BTN BTN FOX | Feb. 22 | Minnesota at Maryland Iowa at Wisconsin | 6 p.m. 8 p.m. | BTN BTN |
| Jan. 29 | Michigan at Penn State Michigan State at Purdue Rutgers at Iowa | 11 a.m. 11:15 a.m. 1 p.m. | BTN CBS BTN | Feb. 23 | Penn State at Ohio State Michigan at Rutgers Northwestern at Illinois | 5:30 p.m. 7:30 p.m. 8 p.m. | FS1 FS1 BTN |
| Jan. 31 | Nebraska at Illinois Indiana at Maryland | 6:30 p.m. 8 p.m. | BTN ESPN/2 | Feb. 25 | Michigan State at Iowa Indiana at Purdue Minnesota at Nebraska | 11 a.m. 6:30 p.m. 2:30 p.m. | ESPN/2 FOX BTN |
| Feb. 1 | Penn State at Purdue Minnesota at Rutgers | 5:30 p.m. 7:30 p.m. | BTN BTN | Feb. 26 | Northwestern at Maryland Illinois at Ohio State Wisconsin at Michigan Rutgers at Penn State | 11 a.m. 11 a.m. 1 p.m. 5:30 p.m. | BTN CBS CBS BTN |
| Feb. 2 | Michigan at Northwestern Wisconsin at Ohio State | 6 p.m. 6 p.m. | ESPN2 FS1 | Feb. 28 | Iowa at Indiana Michigan State at Nebraska | 6 p.m. 8 p.m. | ESPN/2 BTN |
| Feb. 4 | Michigan State vs. Rutgers Illinois at Iowa Purdue at Indiana Maryland at Minnesota | TBD 1:30 p.m. 3 p.m. 8 p.m. | FOX FOX ESPN/2 BTN | March 1 | Maryland at Ohio State Penn State at Northwestern | 6 p.m. 8 p.m. | BTN BTN |
| Feb. 5 | Ohio State at Michigan Penn State at Nebraska Northwestern at Wisconsin | Noon 3:30 p.m. 5:30 p.m. | CBS BTN BTN | March 2 | Rutgers at Minnesota Michigan at Illinois Purdue at Wisconsin | 6 p.m. 6 p.m. 8 p.m. | FS1 ESPN FS1 |
| Feb. 7 | Rutgers at Indiana Minnesota at Illinois Maryland at Michigan State | 5:30 p.m. 7:30 p.m. 8 p.m. | BTN BTN ESPN/2 | March 4 | Ohio State at Michigan State | TBD | ESPN/2 |
| Feb. 8 | Nebraska at Michigan Wisconsin at Penn State | 5:30 p.m. 7:30 p.m. | BTN BTN | March 5 | Maryland at Penn State Illinois at Purdue Nebraska at Iowa Michigan at Indiana Wisconsin at Minnesota Northwestern at Rutgers | 11 a.m. 11:30 a.m. 1 p.m. 3:30 p.m. 6:30 p.m. 6:30 p.m. | BTN FOX BTN CBS FS1 BTN |
| Feb. 9 | Northwestern at Ohio State Iowa at Purdue | 7 p.m. 6 p.m. | FS1 ESPN2 | | | | |
| Feb. 11 | Penn State at Maryland Rutgers at Illinois Wisconsin at Nebraska Indiana at Michigan | 11 a.m. 1 p.m. 3 p.m. 5 p.m. | BTN FS1 BTN ESPN | | | | |
| Feb. 12 | Michigan State at Ohio State Iowa at Minnesota Purdue at Northwestern | Noon Noon 1 p.m. | CBS FS1 BTN | | | | |
| Feb. 14 | Illinois at Penn State Nebraska at Rutgers Michigan at Wisconsin | 6 p.m. 7 p.m. 8 p.m. | ESPN/2/U BTN ESPN/2 | | | | |
| Feb. 15 | Minnesota at Michigan State Indiana at Northwestern | 6 p.m. 8 p.m. | BTN BTN | | | | |
| Feb. 16 | Purdue at Maryland Ohio State at Iowa | 5:30 p.m. 8 p.m. | BTN ESPN2 | | | | |
| Feb. 18 | Illinois at Indiana Rutgers at Wisconsin Penn State at Minnesota Michigan State at Michigan | 11 a.m. 1 p.m. 6 p.m. 8 p.m. | ESPN/2 BTN BTN FOX | | | | |
| Feb. 19 | Ohio State at Purdue Maryland at Nebraska Iowa at Northwestern | Noon 4 p.m. 5:30 p.m. | CBS FS1 BTN | | | | |



The Hawkeye Visions Endowment Program: Hawkeye Visions is an on-going campaign, which seeks to build an endowment capable of covering the cost, via earnings, of UI student-athlete scholarships. The program currently includes over 200 scholarships ranging from fully endowed scholarships, partially endowed, in development or scholarships pledged via an estate gift. The following Visionary and Leadership level endowed scholarships will be awarded for the 2022-23 academic year.

Visionary Level Scholarships

Beth and Bob Allsop Point Guard Scholarship
 John and Ruth Beckman Scholarships
 Ray Carlson Lineman Scholarship
 Mark C. Falb Quarterback Scholarship
 Bill and John Fenton Football Scholarship
 George C. and Nora Foerstner Memorial and Alex A. and JoAnn F. Meyer Football Scholarships
 Russ and Ann Gerdin Family Football Scholarships
 Russ and Ann Gerdin Family Men's Basketball Scholarships
 Russ and Ann Gerdin Family Women's Basketball Scholarship
 Russ and Ann Gerdin Family Wrestling Scholarship
 Russ and Ann Gerdin Family Athletic Scholarship
 Leonard A. and Marlene S. Hadley Center Football Scholarship
 Mike "Hammer" Hammond Football Scholarship Fund
 Robert G. and Annalee Jacoby Hockridge Wrestling Scholarship
 Jim and Rhonda Juhlin Men's Basketball Scholarship
 Nile Kinnick Leadership Scholarship
 Mary Lee Hawkeye Spirit Scholarships
 Gus and Theo Mastrogany Football End Scholarship
 Robert W. and Jean C. Ottilie Athletic Scholarships
 Ned and Reba Postels Family Men's Basketball Scholarship
 James Rohweder Baseball Second Baseman Scholarship
 James Rohweder Softball Second Baseman Scholarship
 Christian G. 'Dutch' Schmidt Baseball Scholarships
 Keith and Justine Schulte "6th-Man" Men's Basketball Scholarship
 John and Peg Slusher Softball Catcher Scholarship
 Roland and Esther Smith Men's Athletic Scholarships
 Roland and Esther Smith Women's Athletic Scholarships
 Arthur E. Stanley Football Scholarships
 Chris Street Memorial Men's Basketball Scholarship
 Dale L. Tieden Football Scholarships
 Henry B. and Patricia B. Tippie Athletic Scholarships
 Dr. Virginia M. Weimar Women's Basketball Scholarship
 Jim and Susan Woods Offensive Lineman Scholarship

Leadership Level Scholarships

Dr. C.F. "Larry" and Lois Barrett Football Scholarship
 Micheal and Patricia Beal Women's Basketball Scholarship
 P. Sue Beckwith, M.D., Women's Basketball Scholarship
 P. Sue Beckwith, M.D., Rowing Scholarship
 Warren and Harriet Berman Family Football Scholarship
 Warren and Harriet Berman Family Men's Basketball Scholarship
 Mike Boddicker Baseball Scholarship
 Lester Bookey Memorial Scholarship
 Patty and Tom Buroker Football Scholarship
 Thomas L. Cardella Football Scholarship
 B. W. "Wayne" Carpenter Family Football Scholarship
 Carver Scholarship/Slater Award
 Gene and Jennie Clay Football Scholarship
 John and Mary Ann Colloton Men's Basketball Scholarship
 John and Mary Ann Colloton Football Scholarship
 John and Mary Ann Colloton Women's Basketball Scholarship
 John and Mary Ann Colloton Wrestling Scholarship
 Catherine Nacke Cooper Men's Basketball Scholarship
 Brad and Peggy Davis Golf Scholarship
 Tom and Shari Davis Men's Basketball Manager Scholarship
 Doran Family Gymnastics Scholarship
 C. W. "Bump" Elliott Football Scholarship
 Dr. Brent and Ellen Feller Men's Basketball Scholarship
 John Ferentz Memorial Football Scholarship
 Fitzgerald Family Women's Basketball Scholarship
 Hayden Fry Captain's Scholarship
 Eugene and Pat Gauron Women's Tennis Scholarship
 Al Grady Memorial Football Scholarship
 Hanlen Family Athletic Scholarship
 Carol Hauptert Football Scholarship
 Donald W. and Marilyn Heineking Baseball Scholarship
 Donald W. and Marilyn Heineking Football Scholarship
 Donald W. and Marilyn Heineking Men's Cross Country/Track Scholarship
 Donald W. and Marilyn Heineking Men's Basketball Manager's Scholarship
 Donald W. and Marilyn Heineking Softball Scholarship
 Donald W. and Marilyn Heineking Volleyball Scholarship
 Donald W. and Marilyn Heineking Women's Basketball Scholarship
 Donald W. and Marilyn Heineking Wrestling Scholarship
 Theo and Glenda Hitchens Football Scholarship
 Theo and Glenda Hitchens Men's Basketball Scholarship
 James Hoak Men's Golf Scholarship



Leadership Level Scholarships - Continued

Tim and Kathee Howard Football Scholarship
 Iowa Style Wrestling Scholarship
 Richard O. Jacobson Football Scholarship
 Johnson County I-Club Football Scholarship
 Johnson County I-Club Wrestling Scholarship
 Bud and Georgia Johnson Women’s Basketball Scholarship
 Bud and Georgia Johnson Volleyball Scholarship
 Nile Kinnick Memorial Scholarships
 Nile Kinnick Scholarship for Women
 Ron Kirchoff Men’s Basketball Scholarship
 Don and Joyce Klimes Football Scholarship
 W. A. Krause Football Scholarship
 Gary Kurdelmeier Wrestling Scholarship
 Robert and Dorothy Lee Scholarship
 Michael and Chelle Lehman Volleyball Scholarship
 Jack and Ailene Liechty Men’s Golf Scholarship
 Jack and Ailene Liechty Football Scholarship
 Jack and Ailene Liechty Men’s Basketball Scholarship
 Jack and Ailene Liechty Women’s Basketball Scholarship
 Linn County I-Club Football Scholarship
 Lohaus Men’s Basketball Scholarship
 Paul Mason Memorial Scholarship
 Dick and Kathleen McKeen Football Scholarship
 Dick and Kathleen McKeen Women’s Basketball Scholarship
 Dick and Kathleen McKeen Wrestling Scholarship
 Bob and Jo Lynne Meskimen Family Football Scholarship
 Monday Morning Quarterback Club Football Scholarship
 Terry and Susan Mulligan Football Scholarship
 Terry and Susan Mulligan Men’s Swimming Scholarship
 Bucky O’Connor Men’s Basketball Scholarship
 Bucky O’Connor Men’s Golf Scholarship

Dennis and Donna Oldorf Athletic Scholarship
 Robert and Ruth Bywater Olson Football Scholarship
 Bob and Dorothy Otto Football Scholarship
 Dave Paulson Baseball Scholarship
 Whitey and Grace Piro Football Scholarship
 William and Kay Pitlik Wrestling Scholarship
 William and Kay Pitlik Football Scholarships
 William and Kay Pitlik Softball Scholarship
 William and Kay Pitlik Women’s Basketball Scholarship
 William and Kay Pitlik Field Hockey Scholarship
 Polk County I-Club Football Scholarship
 Polk County I-Club Softball Scholarship
 Rigler Family Football Scholarship
 Dave and Rita Roberts Women’s Basketball Scholarship
 Bob Root Memorial Football Scholarship
 Stella Wolff Sanford Women’s Scholarship
 Douglas D. Schnoebelen Women’s Basketball Scholarship
 John and Dorothy Sill Wrestling Scholarship
 Val, Marilyn and Gary Skarda Family Baseball Scholarship
 Betty and Bob Stein Family Swimming Scholarship
 Professor Ralph I. and Barbara G. Stephens Women’s Basketball Scholarship
 Marshall Stewart Athletic Scholarship
 Dennis and Janice Oliver Strang Football Scholarship
 John Streif Men’s Basketball Scholarship
 Ben Trickey Memorial Scholarship
 Raymond K. and Susan K. Vawter Football Scholarship
 W. David Ward Football Scholarship
 George Wine Sports Information Scholarship
 Earl and Edna Yoder Football Scholarship

The Hawkeye Visions Endowment Program: Investing in a Winning Future

To make a gift or for more information about the Hawkeye Visions Endowment Program, please contact Senior Director of Development Sloane Tyler at (319-467-3736), Sloane.Tyler@foriowa.org, or (800) 648-6973.

Please visit jointheclub.com for more information. The UI Center for Advancement is the preferred channel of support for private contributions to all areas of the University of Iowa.

Current Athletic Endowed Scholarship Gift Minimums

Visionary Scholarships require a gift of at least \$1,000,000

Naming example: The Jane Doe Women’s Basketball Point Guard Scholarship

Leadership Scholarships require a gift of at least \$500,000

Naming example: The Doe Family Baseball Scholarship

Sustaining Scholarships require a gift of at least \$100,000

Naming example: The John and Jane Doe Athletic Scholarship



Iowa's Carver-Hawkeye Arena is located on the west campus in the University's athletic complex, approximately one-quarter mile northwest of Kinnick Stadium. It is a few minutes' drive from Interstate 80 and 380 and about 30 minutes from the Eastern Iowa Airport in Cedar Rapids.

The press section at the arena is located on the west side of the floor.

A hospitality room for the media is located through the main exit ramp off the playing floor. Soft drinks and popcorn are available to the media, along with concession food vouchers.

Postgame news conferences with the head coaches are held in the Press Room. Iowa player interviews are conducted in the Press Room following the coach's interviews.

COACH MCCAFFERY CONFERENCES/INTERVIEW REQUESTS

Coach Fran McCaffery holds media conferences in Carver-Hawkeye Arena and Zoom calls throughout the season. Requested Iowa players are available on days Coach McCaffery meets with the media. A schedule of dates and times is provided to media prior to the season. All Iowa practice sessions are closed to the public and media.

All interview requests for members of the Iowa coaching staff and Hawkeye student-athletes should be directed through athletic communications (319) 335-9411. Please refrain from contacting members of the basketball program directly.

CREDENTIALS

Requests for game credentials should be directed in e-mail to Matt Weitzel (matthew-weitzel@uiowa.edu). Requests should be filed early enough to allow time for processing. Credentials that are not mailed can be claimed at the Will Call window at the Carver-Hawkeye Arena ticket office, located at the north entrance to the arena. Photo identification is required.

PARKING

Requests for parking should be made when requesting credentials. Media parking is located in lots 40 and 33 near the East side of Carver-Hawkeye Arena.

SERVICES

A gameday flipcard and halftime box scores will be at each seat in press row. Live stats are available for each game at statbroadcast.com. Approximately 10-15 minutes after the game, the complete statistics packet will be distributed to each member of the working media in attendance. Stats and play-by-play in PDF format will be emailed approximately 30 minutes following each game. Box scores are also posted on the Iowa website, hawkeyesports.com.

HIGH SPEED INTERNET ACCESS

High speed internet access is available in Carver-Hawkeye Arena, as the majority of the media seats are hard-wired for access. Wireless internet is also available. Check with a member of the communications staff for a username and password card that is good for the entire 2021-22 season.

IOWA ON THE INTERNET

Updated information on the Iowa basketball team and athletics department is available on its website: hawkeyesports.com.

Iowa athletic communications staff members may be addressed electronically at the following e-mail address:

steven-roe@uiowa.edu

matthew-weitzel@uiowa.edu

traci-a-wagner@uiowa.edu

james-allan@uiowa.edu

samuel-basler@uiowa.edu

hannah-ossman@uiowa.edu

bailey-turner@uiowa.edu

THE HAWKEYE RADIO NETWORK

Fans of the University of Iowa following the Hawkeyes on radio can tune in on their favorite station throughout the state of Iowa and the Midwest.

The radio voice of the Hawkeyes is Gary Dolphin, a Cascade, Iowa, native who handles all play-by-play action of both Iowa men's basketball and football. In addition, Dolphin also serves as the host of the weekly radio and television coach's shows during the seasons with men's basketball Coach Fran McCaffery and football Coach Kirk Ferentz. Dolphin, in 2001 and 2011, was named the Iowa Sportscaster of the Year. He is in his 26th season of broadcasting Iowa basketball and football on the Hawkeye Radio Network. Dolphin, overall, is in his 50th year of play-by-play broadcasting, which also includes six years of broadcasting basketball games for Northwestern University.

Dolphin is joined on all University of Iowa basketball broadcasts by former Hawkeye and NBA veteran Bobby Hansen, who enters his 31st season calling games on the Hawkeye Radio Network. Hansen was a four-year letterman and a member of Iowa's 1980 Final Four team. Hansen enjoyed a lengthy career in the NBA and earned an NBA championship while playing for the Chicago Bulls.

The Hawkeye Radio Network, a production of Learfield Communications, Inc. of Jefferson City, Missouri, blankets the state of Iowa and bordering states with more than 50 stations providing live coverage. The Hawkeyes can also be heard online (hawkeyesports.com) and on Sirius/XM Satellite Radio.



Your hosts in Carver-Hawkeye Arena include UI Athletic Communications staff members Matthew Weitzel, Steve Roe, James Allan, Hannah Ossman, Sam Basler, Bailey Turner, Traci Wagner, along with Brian Ray, Director of Photography, and assistant director of photography Stephen Mally. The Athletic Communications staff also includes intern John Leo and Leandra Jew, and student staff members Jack Bacon, Claire Kelly, Jaren Nelson, Reagan Schoening, Teagan Schreiber, Duncan Shay, Sydney Weber and Abby Wisecup.



**Steve
Roe**



**Matthew
Weitzel**



**James
Allan**



**Hannah
Ossman**



**Traci
Wagner**

Roe was named Director of Athletic Communications in July, 2011, after serving as interim director for one year. He joined the Hawkeye staff in 1990 and was named associate director in 1997. The Iowa City native earned his bachelor's degree from Buena Vista University and his master's degree from Northeast Louisiana University. Steve and his wife, Janet, have a daughter, Nike, and a son, James, two granddaughters, Teagan (18) and Lydia (9), and a grandson, Jack (12).


Wagner is in her 24th year as an assistant after previously serving as a student assistant for four years and as an intern for two years. A native of Iowa Falls, Wagner earned her bachelor's degree in 1997 with a double major in journalism and communication studies. Traci and her husband, Jason, have a son, Nicholas, and a daughter, Sydney.

Weitzel was named associate director in July, 2012, after serving as assistant director since 1998. Weitzel graduated from the University of Iowa in 1997 with a bachelor's degree in journalism and mass communication, with an emphasis in business. The native of Mundelein, Illinois, was a student in the sports information office for three years. He and his wife, Carrie, have a two-year old son, Grey, and an infant daughter, Owen Rose.


Allan was named associate director in 2016 following seven years as a full-time assistant. It is Allan's second stint in the office, as he served as a student assistant from 2000-04. Allan returned to Iowa City after serving as the sports information director at the University of Missouri-Kansas City from 2005-10, and as the athletics media relations intern at Texas Christian University in 2004-05. The Hampton, Iowa, native earned his bachelor's degree in journalism from the University of Iowa in May, 2004. He and his wife, Mary Ann, have four children, Jonathan, Will, Eleanor, and Olivia.

Basler is in his first year as a fulltime staff member after serving as an intern for one year and as a student assistant for two years. He previously was a student assistant in the sports information department at Gonzaga University (2018-19). The West Des Moines native earned his bachelor's degree in sports management from Gonzaga and his master's degree in sport and recreation management from Iowa.

Ossman joined the fulltime staff in August 2019, after assisting for a year in the department as an intern. The Farmington, Illinois, native earned her bachelor's degree in communications and journalism and master's degree in sport management from Northern Illinois University. There, she worked in the Athletic Communications department as a student assistant and graduate assistant. Hannah has an infant son, Elias.



**Hannah
Ossman**



**Sam
Basler**



**Brian
Ray**



**Stephen
Mally**

Turner was named assistant director of communications in 2022. It is Turner's second time in the office, as he served as a student assistant from 2017-20. Turner returned to Iowa City after serving as an assistant director at North Texas from 2021-22, and as an athletic communications assistant at Middle Tennessee. The Boone, Iowa, native earned his bachelor's degree in sports and recreation management from the University of Iowa in 2020.

Ray joined the UI athletics department in December, 2013 and serves as the athletics department director of photography. Ray previously was the Iowa City chief photographer and senior visual journalist for the Cedar Rapids Gazette and is a Davenport, Iowa native. Ray earned a bachelor's degree from Iowa in journalism and psychology in 2002. Brian and his wife, Joanna, have a son, Boston, and a daughter, Joslynn.

Mally is in his fourth year as assistant director of photography for the athletics department. Prior to joining the Hawkeye staff Stephen was a staff photographer at the Cedar Rapids Gazette.

The Athletic Communications Office is located in Suite S300 in Carver-Hawkeye Arena. Rhonda Wetjen is the office assistant and the office phone number is 319-335-9411.



**George Wine Scholarship
Benefits University of Iowa
Student Interns**

Dr. Barrie Anderson, spouse of former University of Iowa Sports Information Director George Wine, has established the George Wine Memorial Scholarship Fund. The fund provides a scholarship each semester to a senior student intern who is employed in the UI Athletic Communications office. Wine served as Iowa's Sports Information Director from 1968-1993.



ZOOM BREAK 2

Speed, Power and Control for
Every Type of Player.





Mediacom[®]

COURT

Mediacom is proud to play an active role in support of the academic and intercollegiate athletics missions at the University of Iowa.

Every Mediacom employee is dedicated to delivering the most advanced communication technologies and services available. They are equally devoted to the communities in which they live and work. As such, Mediacom takes great pride in offering free telecommunication services to schools and libraries, creating local employment opportunities, and expanding participation and awareness of high school and intercollegiate athletics from river to river, border to border.

Mediacom wholeheartedly embraces the unique talents and spirit that flourish in the Heartland and are in such tremendous abundance on the campus of the University of Iowa. We join thousands of fellow Iowans when we cheer, with fists held high, "Go Hawks!"



#0
FILIP REBRACA
F, 6-9, 230, Gr.



#1
AHRON ULIS
G, 6-3, 190, Jr.



#2
AMARION NIMMERS
G, 6-2, 173, Fr.



#4
JOSH DIX
G, 6-5, 192, Fr.




#5
DASONTE BOWEN
G, 6-2, 174, Fr.




#10
DANTE ELDRIDGE
G, 5-9, 170, Jr.




#11
TONY PERKINS
G, 6-4, 205, Jr.



#11
CARTER KINGSBURY
G, 6-4, 225, RS-Fr.



#20
PAYTON SANDFORT
G, 6-7, 215, So.




#22
PATRICK MCCAFFERY
F, 6-9, 210, RS-Jr.




#23
JOSH OGUNDELE
C, 6-10, 275, Jr.



#24
KRIS MURRAY
F, 6-8, 220, Jr.



#25
LUC LAKETA
G, 6-5, 180, So.



#30
CONNOR MCCAFFERY
G/F, 6-5, 215, Gr.



#44
RILEY MULVEY
C, 6-11, 245, So.



FRAN MCCAFFERY
Head Coach



SHERMAN DILLARD
Assistant Coach



COURTNEY ELDRIDGE
Assistant Coach



MATT GATENS
Assistant Coach



2022 BIG TEN MEN'S BASKETBALL TOURNAMENT
CHAMPIONS
BIG
MEN'S BASKETBALL
TOURNAMENT
INDIANAPOLIS 2022



2022 BIG TEN MEN'S BASKETBALL TOURNAMENT