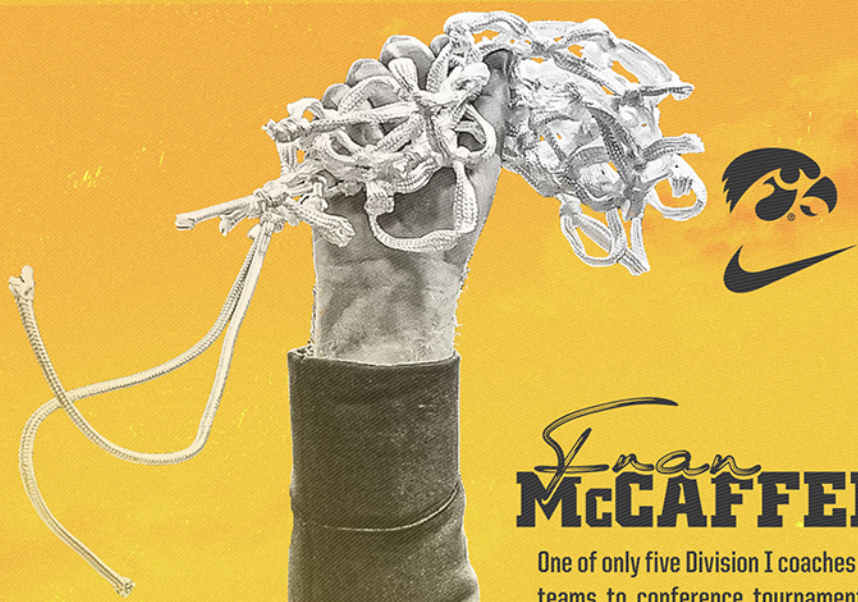


IOWA HAWKEYE BASKETBALL

2023 MEDIA GUIDE

IOWA BASKETBALL





Sean
McCAFFERY

One of only five Division I coaches to lead
teams to conference tournament titles
in four or more different leagues.





Iowa Hawkeyes Basketball Schedule -- 2022-23

Date	Opponent	Time (TV/Stream)
Mon., Oct. 31	Truman State (exhibition)	7 p.m. (B1G+)
Mon., Nov. 7	Bethune Cookman	6 p.m. (ESPNU)
Fri., Nov. 11	North Carolina A&T	7 p.m. (B1G+)
Wed., Nov. 16	at Seton Hall ^	6:30 p.m. (FS1)
Mon., Nov. 21	Omaha	7 p.m. (BTN)
Fri., Nov. 25	vs. Clemson #	6 p.m. (CBS SN)
Sat., Nov. 26	vs. TCU #	6 p.m. (CBS SN)
Tues., Nov. 29	Georgia Tech %	8 p.m. (ESPN2)
Tues., Dec. 6	vs. Duke +	8:30 p.m. (ESPN)
Thurs., Dec. 8	Iowa State *	7 p.m. (FS1)
Sun., Dec. 11	Wisconsin	5:30 p.m. (BTN)
Sat., Dec. 17	Southeast Missouri State	7:30 p.m. (BTN)
Wed., Dec. 21	Eastern Illinois	7 p.m. (B1G+)
Thurs., Dec. 29	at Nebraska	6 p.m. (BTN)
Sun., Jan. 1	at Penn State	4:30 p.m. (BTN)
Thurs., Jan. 5	Indiana	8 p.m. (FS1)
Sun., Jan. 8	at Rutgers	11 a.m. (BTN)
Thurs., Jan. 12	Michigan	6 p.m. (ESPN2)
Sun., Jan. 15	Maryland	1:15/3 p.m. (BTN)
Wed., Jan. 18	Northwestern	8 p.m. (BTN)
Sat., Jan. 21	at Ohio State	1/7 p.m. (FOX)
Thurs., Jan. 26	at Michigan State	6 p.m. (FS1)
Sun., Jan. 29	Rutgers	1 p.m. (BTN)
Sat., Feb. 4	Illinois	1:30 p.m. (FOX)
Thurs., Feb. 9	at Purdue	6 p.m. (ESPN2)
Sun., Feb. 12	at Minnesota	Noon (FS1)
Thurs., Feb. 16	Ohio State	8 p.m. (ESPN2)
Sun., Feb. 19	at Northwestern	5:30 p.m. (BTN)
Wed., Feb. 22	at Wisconsin	8 p.m. (BTN)
Sat., Feb. 25	Michigan State	11 a.m. (ESPN/2)
Tues., Feb. 28	at Indiana	6 p.m. (ESPN/2)
Sun., March 5	Nebraska	1 p.m. (BTN)
March 8-12	at Big Ten Tournament	TBD
	Chicago	
March 14-15	at First Four	Dayton, OH
March 16-19	NCAA Tournament, First/Second Rounds	
March 23-26	NCAA Tournament, Regional Finals	
April 1-3	NCAA Final Four	Houston, TX

Schedule is subject to change. All times are central standard time.

^ -- Gavitt Games

- Emerald Coast Classic (Niceville, FL)

% -- ACC/Big Ten Men's Basketball Challenge

+ -- played at Madison Square Garden (New York, NY)

* -- Iowa Corn Cy-Hawk Series

University of Iowa Nondiscrimination Statement

The University of Iowa prohibits discrimination in employment, educational programs, and activities on the basis of race, creed, color, religion, national origin, age, sex, pregnancy (including childbirth and related conditions), disability, genetic information, status as a U.S. veteran, service in the U.S. military, sexual orientation, gender identity, or associational preferences. The university also affirms its commitment to providing equal opportunities and equal access to university facilities. For additional information on nondiscrimination policies, contact the Director, Office of Institutional Equity, the University of Iowa, 202 Jessup Hall, Iowa City, IA 52242-1316, 319-335-0705, oi-e-oi@uiowa.edu.

Contents

Consensus All-Americans Luka Garza & Keegan Murray	2-3
Hawkeye Basketball Style	4
Iowa Basketball Tradition	5
2022-23 Roster and Quick Facts	6-7
2022-23 Season Preview	8-9
President Barbara J. Wilson	10
Director of Athletics Gary Barta	11-13
Head Coach Fran McCaffery	14-33
Assistant Coaches/Support Staff	34-41
2022-23 Iowa Hawkeye Bio Information	42-65
2021-22 Stats and Review Information	66-73
All-Time Series Results	74-75
Record vs. All Conferences	76-77
All-Time Series Results	78-91
SID Directory	91
Day-by-Day Results	92-93
Individual Records	94
Team Records/Largest Comeback Wins	95
Single Game -- Individual Leaders	96
Season -- Individual Leaders	97
Career -- Individual Leaders	98
Team Leaders -- Single Game & Season	99
Individual Game Scoring Leaders	100-101
30/40 Point Club	102
Individual Game Rebounding and Assists Leaders	103-104
Career Double-Doubles	105-111
Miscellaneous Clubs	112-113
Season-by-Season Leaders	114-115
Basketball Attendance/Largest Crowds	116
Miscellaneous Records/Overtime/Information	117-123
Iowa's Tournament Records	124-125
Carver-Hawkeye Arena Records	126
1,000-Point Club	127-132
NCAA/NIT Box Scores	133-153
Iowa Basketball Yearly Record	154-155
All-Time Coaching Numbers	156
Year-By-Year Scores	157-176
Iowa Record Versus AP Top 25 Teams	177-180
Tournament History	181-185
Iowa NCAA Tournament History	186-187
Year-By-Year Statistics	188-190
Iowa's Basketball History Information	191-200
Hawkeyes in the NBA Draft	201
All-Time Lettermen/Jersey Numbers	202-206
2022-23 Composite Big Ten Schedule	207-209
Hawkeye Visions	210-211
Media Information	212-213
2022-23 Iowa Basketball Headshots	216

Iowa Athletic Communications

S300 Carver-Hawkeye Arena
One Elliott Drive
Iowa City, IA 52242
Office Telephone: 319-335-9411

Matthew Weitzel, Associate Director, Basketball Contact
Steve Roe, Director
matthew-weitzel@uiowa.edu
steven-roe@uiowa.edu

CREDITS

Publisher: The University of Iowa Athletic Department
Editors: Matt Weitzel, Steve Roe, and Traci Wagner
Design: Matt Ellison, Art Director
Photographers: Brian Ray, Stephen Mally, Jeff Becker, Justin Torner, NBA



LUKA GARZA

MOST DECORATED PLAYER IN PROGRAM HISTORY

- Consensus National Player of the Year (2021)
- Big Ten Jesse Owens Male Athlete of the Year (2021)
- Senior CLASS Award recipient (2021)
- Two-time National Player of the Year
- Two-time Big Ten Player of the Year
- Two-time consensus first-team All-American
- Two-time USBWA District VI Player of the Year
- Two-time Kareem Abdul-Jabbar Center of the Year
- Two-time Pete Newell Big Man of the Year
- Two-time unanimous first-team All-Big Ten
- One of nine men's basketball players to have his number retired
- One of only three players to earn Big Ten Player of the Year in consecutive seasons
- Iowa All-Time Leading Scorer
- Only Big Ten men's basketball player to amass more than 2,250 points & 900 rebounds



KEEGAN MURRAY

HISTORIC 2022 SEASON

- #4 Overall Selection in 2022 NBA Draft
- Consensus First-Team All-American
- Karl Malone Power Forward of the Year
- Finalist (Wooden, Naismith, Lute Olson & Lefty Driesell)
- Unanimous First-Team All-Big Ten
- USBWA & NBAC All-District Selection
- Big Ten Tournament Most Outstanding Player
- Program record 6X Big Ten Player of the Week honors
- Iowa single-season scoring champion (822 points)
- Big Ten Tournament record 103 points
- Second player in Division I history to amass 800+ points, 60+ blocks, 60+ 3-pointers

**2022-23**

THE UNIVERSITY OF IOWA

ONE OF THE NATION'S VERY BEST

Iowa City, Iowa. It is the home for one of the nation's leading public universities, the University of Iowa.

It's also the home of one of the nation's most successful college basketball programs, the Iowa Hawkeyes.

28 NCAA Tournament appearances • 3 Final Fours • 8 Sweet Sixteens • 4 Elite Eights • 11 Big Ten Championships

HERE IS A SAMPLING OF IOWA'S MOST RECENT SUCCESS:

Iowa basketball has posted winning seasons nine of the last 10 years under head coach Fran McCaffery, including 26 victories in 2022, second most in school history. The Hawkeyes have finished in the Big Ten first division and advanced to the NCAA Tournament five of the past seven completed seasons.

The Hawkeyes won all 17 home games in 2006, posting the first-ever perfect record in Carver-Hawkeye Arena. Iowa has posted a 211-67 record in Carver-Hawkeye Arena over the past 16 seasons, including a 139-34 mark the last 10 years. Iowa won a school-record 18 home games in 2013.

Iowa earned berths in five of the past seven NCAA Tournaments (winning games in 2015, 2016, 2019, and 2021), and reached the NIT in 2012 (Round of 16), 2013 (runner-up), and 2017 (second round).

Iowa has appeared in the NCAA Tournament 25 times over the past 44 years. The Hawkeyes have made three appearances in the NCAA Final Four and have advanced to the Sweet 16 three times since 1987.

The eight winningest seasons in Iowa basketball history, 30 wins in 1987, 26 wins in 2022, 25 wins in 2013 and 2006, 24 wins in 1988 and 23 wins in 1989, 1993, 1996, 2001, and 2019, are an indication of the past success of Iowa basketball. Iowa has posted 20 or more wins in 16 of the past 27 seasons, including eight of the last 10.

Leading the Hawkeye program is head coach Fran McCaffery, who guided Iowa to six NCAA Tournament berths and three trips to the NIT over the last 11 years. McCaffery has coached seven first team All-Big Ten honorees, including an All-American five times, over the last eight seasons (2014-22). McCaffery led three former teams to conference championships and five NCAA Tournaments. In 26 years as a college head coach, McCaffery's teams have averaged nearly 19 wins per year.

In 2022, McCaffery joined Hall of Fame coaches Rick Pitino, Bob Huggins, Eddie Sutton and Lefty Driesell as the only Division I coaches to lead teams to conference tournament titles in four or more different leagues.

McCaffery has coached two of the most dominating players in college basketball over the past three seasons: Luka Garza (2020, 2021) and Keegan Murray (2022).

IOWA BASKETBALL: GREAT SUCCESS AND GREAT TRADITION

During the 2001-02 season, the University of Iowa celebrated 100 Years of Basketball. Iowa's basketball history includes 83 winning seasons, including 31 years in which the Hawkeyes have won 20 or more games.

ESPN released its 2009 college basketball encyclopedia and inside it included its ESPN/Sagarin all-time rankings. The University of Iowa's success on the court garnered the program a ranking of No. 10 in the country!

Iowa basketball teams have advanced to the NCAA Tournament 28 times, advancing to the NCAA Final Four in 1955, 1956 and 1980. In fact, Iowa is one of just 32 Division I programs to advance to the NCAA Tournament on 28 or more occasions. In addition, Iowa has made eight appearances in the NIT postseason tournament.

The start of the Iowa basketball program can be traced back to Jan. 18, 1896. On that date, Iowa City was the site of the first college basketball game played with five players on a side. The historic event took place in Close Hall on the University of Iowa campus. In that first game, the University of Chicago defeated Iowa, 15-12, with neither team using any substitutes.

From that first game in 1896, the Iowa basketball program has been recognized as one of the best in the nation. *Street & Smith's* magazine recently selected its "100 Greatest College Basketball Programs of All Time". In its special publication, the magazine recognized the Iowa program as No. 40 among over 300 Division I programs.



PLAYING WITH PASSION AND A LOVE OF THE GAME: PUSHING THE BALL AND AGGRESSIVELY ATTACKING THE BASKET; FINDING THE OPEN TEAMMATE; CHANGING DEFENSE AND DISRUPTING THE RHYTHM OF THE OPPONENTS; SINKING THE OPEN 3-POINTER; AND HELPING OUT TEAMMATES

When you add those components together, they add up to Iowa basketball, a style of basketball that is all-out fun for 40 minutes, a style of play that is exciting to watch, but more importantly, a style of basketball that players love to play.

As the Iowa Hawkeyes head into the 2022-23 season, the 13th year under coach Fran McCaffery and his coaching staff, Iowa basketball is in the midst of an era that features exciting and fun basketball that players enjoy playing and fans enjoying watching.

"Hawkeye fans and our players enjoy our style of basketball. We compete and play the game the right way. We play an up-tempo style, push the ball, attack the basket and catch the defense off balance. We want to score in the 80s and 90s. Defensively, we change defenses and disrupt rhythm. We give Hawkeye fans an exciting style of basketball to watch. Our players have fun and enjoy what they do on the floor."

"We have a solid foundation and a tremendous environment to work with as we continue to build upon our 28 NCAA Tournament appearances and three Big Ten Tournament championships, with our most recent title coming in 2022. We embrace the Hawkeye tradition and look forward to the challenges ahead."

FRAN MCCAFFERY
Head Coach
University of Iowa

McCaffery took over the Iowa basketball program in 2010 after rebuilding three basketball programs (Lehigh, UNC-Greensboro and Siena) as a head coach. McCaffery is one of just 14 Division I coaches to take four different programs (Iowa, Siena, UNC Greensboro and Lehigh) to the NCAA Tournament. He is the first to do so with three programs from one-bid leagues.

With Iowa's Big Ten Tournament championship in 2022, McCaffery joined Hall of Fame coaches Rick Pitino, Bob Huggins, Eddie Sutton and Lefty Driesell as the only Division I coaches to lead teams to conference tournament titles in four or more different leagues.

In five seasons as the head coach at Siena, McCaffery led his team to an average of better than 22 victories per year, including back-to-back 27-win campaigns in 2009 and 2010. He led the Saints to three straight regular season championships and NCAA Tournament appearances (2008-10).

Thirteen of McCaffery's 26 teams boasted third place or better finishes in their respective conference, including capturing league tournament titles six times. McCaffery coached teams have competed in 11 NCAA Tournaments and four NIT's; a 12th NCAA Tournament would have been added to his resume in 2020, if not for the cancellation of the tournament due to COVID-19.

Consider these facts about Fran McCaffery and his coaching career:

He was named MAAC Coach of the Year in 2009 and District I Coach of the Year in 2010 by the National Association of Basketball Coaches

McCaffery has posted 14 20-win seasons as a head coach, including 12 of the last 16 years and eight of the last 10 seasons.

Iowa placed third in the challenging Big Ten in 2015, 2016, and 2021. McCaffery boasts 21 upper division finishes, including nine of the last 11 seasons, in 26 years as a head coach.

The Hawkeyes have earned national rankings seven of the past nine seasons. Iowa went wire-to-wire ranked inside the Associated Press Top 15 during the 2021 season, climbing as high as No. 3.

Led Iowa to 26 wins in 2022, its second highest total in school history and 25 victories in 2013, including a school-record 18 home wins. The Hawkeyes won 22 or more games and advanced to five of the past seven NCAA Tournaments.

In 26 years as a head coach, has led his teams to six conference tournament championships and 15 postseason appearances.



Center Luka Garza became the program's first consensus national player of the year in 2021, while forward Keegan Murray earned consensus first-team All-America distinction as a sophomore in 2022.



No.	Name	Pos.	Ht.	Wt.	Yr.	Hometown	High School
0	Filip Rebraca	F	6-9	230	Gr.	Sombor, Serbia	Williston Northampton/North Dakota
1	Ahron Ulis	G	6-3	190	Jr.	Chicago, Ill.	Marion Catholic
2	Amarion Nimmers	G	6-2	173	Fr.	Rock Island, Ill.	Rock Island
4	Josh Dix	G	6-5	192	Fr.	Council Bluffs, Iowa	Lincoln
5	Dasonte Bowen	G	6-2	174	Fr.	Boston, Mass.	Brewster Academy (NH)
10	Dante Eldridge	G	5-9	170	Jr.	North Liberty, Iowa	Iowa City West/Kirkwood CC
11	Tony Perkins	G	6-4	205	Jr.	Indianapolis, Ind.	Lawrence North
14	Carter Kingsbury	G	6-4	225	Fr. [^]	Ponca, Neb.	Brewster Academy (NH)
20	Payton Sandfort	F	6-7	215	So.	Waukee, Iowa	Waukee
22	Patrick McCaffery	F	6-9	210	Jr. [^]	Iowa City, Iowa	West
23	Josh Ogundele	C	6-10	275	Jr.	London, England	Worcester Academy
24	Kris Murray	F	6-8	220	Jr.	Cedar Rapids, Iowa	Prairie/DME Academy (FL)
25	Luc Laketa	G	6-5	180	So.	Concord, Mich.	Winchendon School (MA)
30	Connor McCaffery	G/F	6-6	215	Gr.	Iowa City, Iowa	West
44	Riley Mulvey	C	6-11	245	So.	Rotterdam, N.Y.	St. Thomas More

Head Coach: Fran McCaffery**Assistant Coaches:** Sherman Dillard, Courtney Eldridge, Matt Gatens**Chief of Staff:** Al Seibert**Director of Operations:** Kyle Denning**Director of Player Development:** Tristan Spurlock**Video Coordinator:** Lucas Pauley**PRONUNCIATION GUIDE**

Dasonte Bowen dah-SUHN-tae
 Dante Eldridge DUHN-tae
 Luc Laketa LUKE Lah-KET-ah
 Amarion Nimmers ah-MAR-ee-ohn

Josh Ogundele Oh-GOON-duh-lay
 Filip Rebraca Reh-BRAH-chuh
 Ahron Ulis YOU-liss





2021-22 Record: 26-10

Big Ten Conference Record: 12-8 (T-4th)

2021-22 Postseason: NCAA First Round

Starters Returning/Lost: 3/2

Lettermen Returning/Lost: 10/4

Head Coach: Fran McCaffery

Birthdate: 5/23/59

Education: B.S. -- Pennsylvania (The Wharton School), 1982
Master of Education -- Lehigh, 1985

Career Record: 493-339 (.593, 26 years)

McCaffery at Iowa: 242-162 (.599, 12 years)

Big Ten Record: 115-109 (.513, 12 years)

Best Time to Call: Mornings, contact Athletic Communications

Assistant Coaches:

Sherman Dillard, 13th year at Iowa (James Madison, 1978)

Courtney Eldridge, first year at Iowa (UNCG, 2015)

Matt Gatens, first year at Iowa (Iowa, 2012)

Chief of Staff: Al Seibert (Fredonia State, 1985)

Director of Basketball Operations: Kyle Denning (Iowa, 2015)

Director of Player Development: Tristan Spurlock (UCF, 2014)

Video Coordinator: Lucas Pauley (Iowa, 2018)

Basketball Administrative Assistant: Shelly Deutsch

Athletic Trainer: Brad Floy

Basketball Office

N215 Carver-Hawkeye Arena, Iowa City, IA 52242

Telephone: (319) 335-9444 or (800) 424-6677

Starters Returning (3):

Patrick McCaffery (F, 6-9, 210, Jr., 10.5 ppg, 3.6 rpg, 1.6 apg)

Tony Perkins (G, 6-4, 205, Jr., 7.4 ppg, 2.4 rpg, 1.6 apg)

Filip Rebraca (C, 6-9, 230, Sr., 5.8 ppg, 5.6 rpg, 0.7 bpg)

Lettermen Returning (7):

Kris Murray (F, 6-8, 220, Jr., 9.7 ppg, 4.3 rpg, 1.1 apg)

Payton Sandfort (G, 6-7, 215, So., 5.0 ppg, 1.9 rpg, 0.6 apg)

Ahron Ulis (G, 6-3, 190, Jr., 3.1 ppg, 2.0 rpg, 2.1 apg)

Connor McCaffery (G/F, 6-6, 215, RS-Sr., 2.5 ppg, 2.5 rpg, 1.9 apg)

Josh Ogundele (C, 6-10, 275, Jr., 1.5 ppg, 1.3 rpg, 0.3 bpg)

Riley Mulvey (F, 6-11, 245, So., 0.9 ppg, 0.9 rpg, 0.3 bpg)

Luc Laketa (G, 6-5, 180, So., 0.8 ppg, 0.2 rpg, 0.2 spg) *

Newcomers (5):

Dasonte Bowen (G, 6-2, 174, Fr., Boston, Mass.)

Josh Dix (G, 6-5, 192, Fr., Council Bluffs, Iowa)

Dante Eldridge (G, 5-9, 170, Jr., North Liberty, Iowa) *

Carter Kingsbury (G, 6-4, 225, RS-Fr., Ponca, Neb.) *

Amarion Nimmers (G, 6-2, 173, Fr., Rock Island, Ill.) *

Lettermen Lost (4):

Keegan Murray (F, 6-8, 225, So. 23.5 ppg, 8.7 rpg, 1.9 bpg)

Jordan Bohannon (G, 6-1, 175, RS-Sr., 11.0 ppg, 1.3 rpg, 1.8 apg)

Joe Toussaint (G, 6-0, 190, Jr., 4.3 ppg, 1.7 rpg, 3.2 apg)

Austin Ash (6-3, 180, RS-Sr., 3.1 ppg, 2.0 rpg, 0.6 apg)

Lettermen by Experience

4-year Lettermen (1): Connor McCaffery

3-year Lettermen (1): Patrick McCaffery

2-year Lettermen (4): Kris, Murray, Josh Ogundele, Tony Perkins, Ahron Ulis

1-year Lettermen (4): Carter Kingsbury, Riley Mulvey, Filip Rebraca, Payton Sandfort

Personnel Breakdown

By Class

Seniors (2): Connor McCaffery (6th Year), Filip Rebraca (5th Year)

Juniors (6): Dante Eldridge, Patrick McCaffery (RS), Kris Murray, Josh Ogundele, Tony Perkins, Ahron Ulis

Sophomores (3): Luc Laketa, Riley Mulvey, Payton Sandfort

Freshmen (4): Dasonte Bowen, Josh Dix, Carter Kingsbury (RS), Amarion Nimmers

By Height

5-9: Dante Eldridge

6-2: Dasonte Bowen, Amarion Nimmers

6-3: Ahron Ulis

6-4: Carter Kingsbury, Tony Perkins

6-5: Josh Dix, Luc Laketa

6-6: Connor McCaffery

6-7: Payton Sandfort

6-8: Kris Murray

6-9: Patrick McCaffery, Filip Rebraca

6-10: Josh Ogundele

6-11: Riley Mulvey

* - - non-scholarship athlete



The 2022-23 Iowa Men's Basketball Team features a nice blend of youth and experience. Iowa returns 11 players, including five of its top seven scorers from last year's Big Ten Tournament championship team, and welcomes four newcomers.

The Hawkeyes will need to replace consensus All-American Keegan Murray and All-Big Ten performer Jordan Bohannon, who combined to average 34.5 points and 10 rebounds per game on last year's NCAA Tournament squad.

Fran McCaffery has a number of players he can turn to in his 13th season as Iowa's head coach. Connor McCaffery, who returns for his sixth season, will likely be the main vocal leader on this year's squad. According to Coach McCaffery, Connor will return to his role from two years ago seeing action at four positions.

"It's great to have somebody like that because it's one thing to say you can play four positions, but you have to remember four positions," said Coach McCaffery. With all the stuff we run offensively and defensively, Connor is always in the right place. He is in the best shape of his life and his game is in a really good place."

Kris Murray has the opportunity to step out of his twin brother's shadow after Keegan left for the NBA after last season. Kris was the team's leading scorer (9.7 ppg) and rebounder (4.3) off the bench last year.

"I am anxious to see him play without his brother. They have never done it," said McCaffery. "I want to see him blossom,



not only on the floor but his personality as well. I want to see Kris grow into that position as a leader. He can be one of the better players in our league."

Iowa's top returning scorer is Patrick McCaffery, who averaged 10.5 points to go along with 3.6 rebounds in 2022. McCaffery sees Patrick elevating his game to another level this season, including seeing a boost in his rebounding numbers.

"I would not be surprised if he doubled his rebounding numbers, and we will need him to do that," said Coach McCaffery. "Especially if we play small, or we play a small four. With us not having the same five-spot situation as the past, you need your three-man to rebound."

Josh Ogundele and sophomore Riley Mulvey will be looked upon to provide depth along with returning starter Filip Rebraca at the center position. Rebraca averaged 5.8 points and 5.6 rebounds starting all 36 games in 2022, while Ogundele and Mulvey saw limited minutes last season.

"Filip's role is going to be even more expanded," said McCaffery. "He's going to play more minutes and he's at a good place from a confidence standpoint. Riley and Josh have both made strides. Riley really worked on his body and is gaining confidence. Josh provides a level of toughness and physicality that you need in that position. They both complement each other well and I feel comfortable playing either of them."





At the off-guard spot, McCaffery has a couple players with experience in Tony Perkins and Payton Sandfort. Perkins was inserted into the starting lineup in early February and helped Iowa win 12 of its last 15 games, while Sandfort played a valuable role off the bench in his first season. Perkins averaged 7.4 points, 2.4 rebounds and 1.6 assists per outing. Sandfort averaged five points and 1.9 rebounds off the bench.

“Tony is no longer a young guy,” McCaffery said. “He is an incredibly confident person by nature. Tony is one of the best players in the league and he needs to carry himself that way in the locker room, at practice, and in the weight room to compliment what our older guys are also doing.

“We need Payton to be capable of shooting the ball a high percentage. Not only is he a shot maker, but he is also a play maker. Payton can play both the forward and guard positions, which gives me great flexibility.”

Junior Ahron Ulis should see the bulk of the minutes at point guard, while the versatility of freshmen Dasonte Bowen and Josh Dix will allow them to see some time directing the offense. Ulis averaged 3.1 points, two rebounds and ranked second on the team with 73 assists. Bowen comes to Iowa City from Boston, Massachusetts, while Dix hails from Council Bluffs, Iowa.

“Ahron is ready and anxious for the additional minutes this season,” said McCaffery. “An injured wrist prevented him



from reaching his full potential in the later half of last season. Ahron’s wrist was surgically repaired, and he is now a completely different player.


“Dasonte and Josh are both going to play. They are both really good players, gamers, winners, and they both can score. I am excited about those two guys and what they bring to this team.”

McCaffery has put together another demanding schedule, which includes games against Duke, Clemson, Georgia Tech, Seton Hall, Iowa State and the usual 20 league contests. He likes the chemistry and makeup of this year’s team.

“The guys are great with each other off the floor,” McCaffery said. “They are excited. We have put together the toughest schedule we have ever put together and they are excited about that. We’ll be ready for the challenge.”

Iowa’s schedule includes seven weekend home games, something Coach McCaffery and the team is excited about.

“Having a weekend home game makes it easier for our fans, especially if they are traveling any distance.”





Dr. Barbara J. Wilson began her term as the 22nd president of the University of Iowa on July 15, 2021.

She earned her bachelor's degree in journalism and her master's degree and PhD in communication arts from the University of Wisconsin-Madison.

She came to Iowa most recently having served as the executive vice president/vice president for academic affairs of the University of Illinois System. Prior to that, she served as head of the Department of Communication, vice provost for academic affairs, executive vice provost for faculty and academic affairs, Harry E. Preble Dean of the College of Liberal Arts and Sciences, and interim chancellor of the University of Illinois Urbana-Champaign.



President Wilson was a member of the Illinois faculty at Urbana-Champaign for 21 years. She was also a professor of communication at the University of California, Santa Barbara, and the University of Louisville.

President Wilson's research focuses on the social and psychological effects of the media, particularly on youth. She is coauthor or coeditor of four books and over 80 research articles, book chapters, and technical reports. In 2008, she was elected as Fellow of the International Communication Association.

President Wilson is a native of Appleton, Wisconsin. Her spouse, John Lammers, is a retired professor of communication. They have two grown daughters.





Gary A. Barta

Henry B. and Patricia B. Tippie
Director of Athletics Chair

Gary Barta is in his 17th year as the director of athletics at the University of Iowa, where he occupies the Henry B. and Patricia B. Tippie Director of Athletics Chair. The position was endowed in 2017 by the Tippies, longtime supporters of the University of Iowa and Hawkeye Athletics. Henry B. Tippie earned his UI degree in 1949 and was presented with an honorary degree in 2009.



Barta has just completed a three-year stint as a member of the College Football Playoff (CFP) Selection Committee. He was appointed to the selection committee by the CFP Management Committee in February, 2019 and served a three-year term. He served as committee chairperson in 2020 and 2021.

Since the fall of 2020, Iowa's athletics programs have won 11 Big Ten championships, along with claiming the football West Division title in 2021. It is the most championships earned by the Hawkeyes in any two-year period. The Hawkeye football team posted 10 wins in 2021 and earned yet another January bowl invitation.

Hawkeye teams to have earned championships include women's soccer (tournament); field hockey (regular season); wrestling (regular season and tournament); women's basketball (regular season and tournament); men's basketball (tournament); women's gymnastics (regular season); indoor men's track (two) and outdoor men's track.

Five conference titles, along with the football division championship, were earned in 2021-22 as a follow up to six Big Ten championships in 2020-21. Six student-athletes were named Big Ten Athlete of the Year in their respective sports in 2020-21 as Iowa earned its highest finish in the IMG Learfield College Director's Cup since 1997.

In 2021-22, Iowa became just the second Big Ten school to have its football team and men's and women's basketball teams play in the Big Ten Championship Game since the football game was introduced in 2011-12.

Individually, Iowa was the only school in the nation in 2021-22 to have both a men's (Keegan Murray) and women's (Caitlin Clark) finalist for the Naismith and Wooden National Player of the Year Awards.

In addition, field hockey advanced to the 2020 Final Four, football earned a postseason bowl invitation (game was canceled), men's basketball reached the second round of the men's NCAA Tournament, and women's basketball reached the Sweet 16 of the NCAA Tournament in 2021. Soccer won its first ever NCAA Tournament game and the baseball and softball teams each placed fourth in the Big Ten, as did women's tennis.

The Hawkeye wrestling team won the 2021 NCAA Championships along with its Big Ten title, and the men's track team placed 12th nationally at the NCAA Championships, its highest finish since 1967.

2021-22 Hawkeye Athletics Highlights

• Win •

Football: Iowa claimed its second West Division title with a 7-2 record in Big Ten games. The Hawkeyes opened the season with six straight wins, earning a No. 2 national ranking. After consecutive losses Iowa won its final four regular season games and earned an invitation to the Vrbo Citrus Bowl.

Head coach Kirk Ferentz has earned 178 career victories at Iowa and is the winningest football coach in school history. The Hawkeyes won three of four trophy games (Iowa State Minnesota, Nebraska).

Three Hawkeye players were named Player of the Year at their position in the Big Ten Conference, including unanimous consensus All-American offensive lineman Tyler Linderbaum.

Wrestling: Iowa earned third place finished in both the Big Ten and NCAA championships. The Hawkeyes sold out all home meets for the entire season, leading the nation in home attendance for the 15th straight year. Jacob Warner placed second in the nation to lead Iowa's five All-Americans, while three-time national champion Spencer Lee missed the majority of the year due to injury.

Men's Basketball: Iowa posted a 26-10 overall record, the second highest single-season win total in program history. The Hawkeye won the Big Ten Tournament championship for the third time in program history and the first time since 2006.

Individually, Keegan Murray earned consensus All-America honors, was named Karl Malone Power Forward of the Year, and was a finalist for the Wooden and Naismith Player of the Year Awards.

Murray is the sixth Hawkeye under head coach Fran McCaffery to earn first-team All-Big Ten honors in the last nine seasons. McCaffery has guided Iowa to 20 wins or more in eight of the past 10 seasons and upper-division Big Ten finishes nine of the past 10 years.

Women's Basketball: Head coach Lisa Bluder's team posted a 24-8 overall record. The Hawkeyes were 14-4 in Big Ten play, earning a share of the regular season title. Iowa then captured the Big Ten Tournament title, winning both championships for the first time in program history.

Sophomore Caitlin Clark earned consensus All-America honors after leading the nation in both points per game and assists per game. She earned Nancy Lieberman Point Guard of the Year and Dawn Staley Guard of the Year honors, while center Monika Czinano led the nation in field goal percentage for a second consecutive season.

Field Hockey: Iowa won the Big Ten regular season title while recording an overall 17-3 record, which included a 16-game win streak to open the season. The Hawkeyes were ranked No. 1 in the nation for six straight weeks and advanced to the Elite Eight for the 20th time in program history.

Head coach Lisa Cellucci was named Big Ten Conference Coach of the Year for the third straight year, becoming the first coach in league history to earn that distinction.

Four Hawkeyes earned All-America honors, including Anthe Nijziel, who was named Co-Big Ten Player of the Year and Big Ten Defensive Player of the Year for the second straight season.



Track & Field: The Iowa men's track and field team won the indoor championship for a second straight year, while placing second at the outdoor championships. The outdoor squad ended the season with seven school records and earned 10 All-America honors, including seven first-team honors. The Hawkeyes also won the Drake Relays Cup.

In the indoor season Iowa tied for 18th at the NCAA Championships as head coach Joey Woody was named Big Ten and USTFCCCA Regional Coach of the Year while assistant Jason Wakenight was named USTFCCCA Midwest Region Coach of the Year.

During the indoor season, Jenoah McKiver won the 600-meter event at the Big Ten Championships and ran on the winning 4x400-meter relay team. McKiver placed second in the nation in the 400 meters and was named Midwest Region Athlete of the Year.

The Hawkeye women's track program saw four student-athletes earn first-team All-America honors during the indoor season and had seven individuals earn All-America honors outdoors.

Baseball: Iowa baseball posted a 36-19 record in 2022, the eighth most wins in a single season. The Hawkeyes were 17-7 in Big Ten play, tying for second place during the regular season. Iowa advanced to the semifinals of the Big Ten Tournament, winning three consecutive elimination games.

Adam Mazur was named Big Ten Pitcher of the Year and was named second-team All-America by Collegiate Baseball. Outfielder Keaton Anthony was named Big Ten Freshman of the Year. Peyton Williams joined Mazur in earning first-team all-Big Ten honors, while Anthony and Ben Beutel were second team honorees.

Iowa's pitching staff ranked in the Top-13 nationally in five categories and was the best staff in the Big Ten. The Hawkeyes set a single season school record with 609 strikeouts.

Women's Gymnastics: Women's gymnastics once again advanced to the NCAA Championships, reaching the regional finals for the first time since 2004 after placing third in the Big Ten. The Hawkeyes posted five of the top nine scores in program history.

Sophomore Adeline Kenlin finished as the NCAA runner-up on the balance beam – the highest individual finish in program history. She earned first-team All-America honors. Senior Lauren Guerin was a Big Ten individual champion for the second straight year.

Men's Golf: Juniors Mac McClear and Ronan Kleu each earned second-team All-Big Ten honors, and both were invited to compete as individuals at the NCAA Regional championships.

• Graduate •

- Hawkeye student-athletes recorded an 89 percent Graduation Success Rate (GSR). UI student-athletes rank higher than the national average in GSR and 11 teams ranked at or above the previous year.
- Three UI programs posted a perfect GSR score: women's golf, softball, and women's swimming and diving.
- Hawkeye student-athletes had an average GPA of 3.21 during the 2021-22 fall semester and a 3.22 GPA during the spring semester. Iowa student-athletes have had an average GPA of over 3.0 the last eight years.
- 270 Iowa student-athletes earned Academic All-Big Ten recognition for the 2021-22 school year.
- 66 Big Ten Conference Distinguished Scholars.
- Over 300 student-athletes earned Dean's List & President's List honors.
- Men's & Women's Cross Country: Teams were named 2020 United States Track & Field and Cross Country Coaches Association (USTFCCCA) All-Academic Team.



- Soccer: 19 Academic All-Big Ten selections, matching team record for second straight year
- Women's Swimming & Diving: Earned the CSCAA Scholar All-America team honor for both the fall and spring semesters.
- Rowing: 27 student-athletes earned Academic All-Big Ten recognition during the spring semester.
- Wrestling: Five NWCA Scholar-Athletes & 13 Academic All-Big Ten honorees.
- Softball: Eleven players Academic All-Big Ten recognition.
- Baseball: Ten players earned Academic All-Big Ten honors.

• Do It Right •

- The University of Iowa Athletics Department and the UI Stead Family Children's Hospital facilitated the "Kinnick Wave" during home football games in 2017, creating national recognition. The "Kinnick Wave" was presented the Disney Spirit Award in 2017.
- Thirteenth anniversary: Iowa Football/University of Iowa Children's Hospital "Kid Captain" program.
- Student-Athlete Academic Services has sponsored the annual Iowa Student-Athlete Advisory Committee (ISAAC) Day of Caring for 23 years, with over 250 student-athletes assisting area agencies with spring clean-up, landscaping, sustainability projects, etc. This service opportunity is in collaboration with United Way of Johnson and Washington Counties.
- Student-athletes annually participate in over 4,000 appearances resulting in the accumulation of more than 10,000 hours of community service and programming. Student-athletes also participate in educational programming opportunities throughout the year.
- The Gerdin Athletic Learning Center re-opened for in-person meetings in August, 2020, following solely remote work during the spring and summer 2020. During the 2021-22 academic year, student-athletes completed over 33,000 hours of quiet study time, advising appointments, and tutorial sessions.
- Within the Hawkeye Life Program, student-athletes gain experience in six areas which include Leadership, Community Engagement, Academic Success, Career Development, Health & Well-Being, and Diversity & Inclusion. 2021-22 highlights:
 - o Diversity & Inclusion - - UI student-athletes totaled over 1,170 hours towards Diversity & Inclusion educational and mentoring programs during the 2021-2022 academic year.
 - o Leadership - - Dance Marathon Fundraising - \$1,500 ISAAC alone. Also held a virtual "Athlete Hour" with patients and families of Dance Marathon day.
 - o Community Engagement - - UI student-athletes donated 2,665 hours of community engagement, resulting in an economic impact of over \$76,000, with 58 percent of student-athletes participating. Local agencies and organizations who benefitted included Iowa City Animal Center, Ronald McDonald House, CommUnity Food Bank, Iowa City

Community School District, and Coralville Central Elementary and Northwest Junior High School.

- o Career Development - - Nearly 400 students attended career related events including a financial literacy series, Polk County I-Club senior recognition, graduate, and professional school fair, and one-on-one career counseling meetings. Academic Services created a H2P (Hawks to Professionals) ICON page which allowed students to participate in virtual career opportunities during the pandemic.
- o Health & Well-Being - - Created opportunities such as Hawk Identity, Go Green Mental Health Game, Hawks4Hawks peer mental health support group, De-Stress Fest featuring activities to reduce stress, MY-PLAYBOOK TRAINING wellness educational modules for all incoming UI student-athletes, and Dog Therapy, which includes team pet adoption.

• Fan Support •

- In 2021-22, Iowa ranked in the top 25 in home attendance for football and men's and women's basketball. Iowa has led the nation in wrestling home attendance for 15 straight seasons.
- Iowa wrestling featured a sellout of Carver-Hawkeye Arena for all home meets in 2021-22, setting an all-time national record for average attendance (14,905).
- Iowa ranked third in the nation in women's basketball home attendance in 2021-22 (8,224).
- Iowa ranked 18th nationally in football home attendance in 2021 (66,777).
- Iowa ranked 22nd in the nation in men's basketball home attendance in 2021-22 (12,105).

• Personal •

Barta's involvement in the UI campus and the greater Iowa City community extends beyond his position as director of the UI's Intercollegiate Athletics programs. He is a member of the President's Cabinet, comprised of vice presidents and other campus leaders who provide counsel to UI President Barb Wilson.

Barta remains active at the conference and national levels. He recently completed a three-year term on the CFP Selection Committee, serving as committee chairperson in 2020 and 2021. Barta also recently completed a multi-year term on the NCAA Division I Council, as well as the LEAD1 Board of Directors. He is regularly involved in National Association of Collegiate Directors of Athletics (NACDA) events and activities.

From a state and local community standpoint, Barta has been a regular participant in numerous Chamber and Convention & Visitors Bureau initiatives during his tenure. He is a long-standing member of the UI Partnership for Alcohol Safety Committee and participated for several years on the United Way of Johnson and Washington Counties' Board of Directors, including a term as chair. Barta also serves on the Iowa Sports Foundation Board of Directors.

Barta earned a Bachelor of Science degree in mass communication and broadcast journalism from North Dakota State in 1987. He was an option quarterback for Bison football squads that won the Division II NCAA National Championship in 1983, 1985, and 1986.

Barta, and his wife, Connie, have a son, Luke (24), and a daughter, Madison (22). He was born Sept. 4, 1963, in Minneapolis.

Barta's Administrative Career

Position	Years
Henry B. and Patricia B. Tippie Director of Athletics Chair, Iowa	Aug. 1, 2006-Present
Athletic Director, Wyoming	2003-2006
Senior Associate A.D., Washington	1996-2003
Director of Athletics Development/External Relations, Northern Iowa	1990-1996
Associate Director of Development, North Dakota State	1988-1990



For 12 years, University of Iowa head men's basketball coach Fran McCaffery has maintained enthusiasm and excitement surrounding the Hawkeye basketball program. After more than two decades as a head coach, he has coached his teams to 11 NCAA Tournaments, six conference tournament championships from four different leagues, including the Big Ten, with an overall record of 493-339 (.593).

McCaffery, who is the Big Ten's third longest tenured head coach behind Michigan State's Tom Izzo and Matt Painter of Purdue, is Iowa's second all-time winningest coach. McCaffery concluded his 12th season as Iowa's head coach in 2022 with 232 wins.

The positive steps McCaffery has taken the Iowa men's basketball program in 12 seasons are par-for-the-course for a coach who has demonstrated his ability to rebuild programs. McCaffery joined Hall of Fame coaches Rick Pitino, Bob Huggins, Eddie Sutton and Lefty Driesell as the only Division I coaches to lead teams to conference tournament titles in four or more different leagues. McCaffery is also one of just 14 Division I head coaches to take at least four different programs to the NCAA Tournament.

McCaffery, 63, was named the University of Iowa's 22nd head men's basketball coach on March 29, 2010. The Philadelphia native has accumulated 21 upper division conference finishes. McCaffery has posted 14 seasons of 20 wins or more as a head coach, including 12 in the last 16 years. McCaffery and the Hawkeyes have placed fifth or better in the Big Ten standings six of the last eight seasons, including third place finishes in 2015, 2016, and 2021.

Since taking over the program in 2010, the Hawkeyes have vaulted back to national prominence. Iowa has appeared in a postseason tournament nine of the last 10 completed seasons (6 NCAA, 3 NIT). McCaffery guided the Hawkeyes to six of the last eight NCAA Tournaments (2014, 2015, 2016, 2019, 2021, 2022) and reached the NIT championship game in 2013.

Over the last three seasons, Iowa combined to win 68 games -- the fourth most over a three-year stretch in program history and most since 1987-89 -- finished each season ranked in the AP Poll -- something that has not been accomplished in over three decades -- and won 17 contests over AP Top 25 opponents.

McCaffery recruited and coached one of the most dominating players in college basketball each of the past three seasons. Luka Garza, the most decorated men's basketball player in Iowa history, was a two-time Big Ten and National Player of the Year, Pete Newell Big Man of the Year, Kareem Abdul-Jabbar Center of the Year, and unanimous consensus first-team All-America. He rewrote Iowa's record book earning consensus 2021 National Player of the Year laurels, including winning the prestigious Naismith Trophy, John R. Wooden Award, and Oscar Robertson Trophy. Garza broke Iowa's career (2,306) and single-season (747) scoring records and is the only Big Ten player to amass more than 2,250 points, 900 rebounds, 150 blocks, and 100 3-pointers.

One year later in 2022, Keegan Murray earned consensus first-team All-America laurels, was the Karl Malone Power Forward of the Year honoree and was a finalist for both the Naismith and Wooden National Player of the Year awards in 2022. In the process of posting the best season by an underclassman in program history, Murray surpassed Garza's single season scoring record with 822 points.

After going 117 years without a player reaching 700 points in a single season, Garza and Murray exceeded that milestone in each of the last three seasons. The Hawkeyes have had the Big Ten scoring champion each of the past three years, which is something that has not been accomplished by any team in the league in over 50 years. Murray's 23.5 points per game average ranked fifth nationally and first among players from a major conference.

Iowa was ranked as high as No. 3 nationally during the 2016 and 2021 seasons. The Hawkeyes were ranked for 16 consecutive weeks in 2019, the final nine weeks of the 2020 season, went wire-to-wire in 2021 in the top 15 of the AP Poll for the first time since the 1989 campaign, and was ranked No 16 in the final poll on 2022.

In 2022, the Hawkeyes won four games in four days to capture the Big Ten Tournament title, their third in program history, which ties as third most in the league. Iowa finished fourth in the conference standings and won 26 games; the second highest single season win total in program history. The Hawkeyes won 12 regular season conference games, marking the seventh time in eight seasons reaching 10 wins in Big Ten play.



In 2021, Iowa won 14 Big Ten regular season games, its highest total since 1987. The Hawkeyes earned a No. 2 seed in the NCAA Tournament, tying its highest ever seed in tournament history (No. 2 in 1987).

McCaffery's up-tempo style of play is a favorite among his players. Iowa has led the Big Ten in scoring each of the last four seasons, including ranking fifth nationally in both 2021 and 2022. Iowa averaged more than 83 points in consecutive seasons (2021 & 2022) for the first time in 27 years. Additionally, Iowa was tops in Division I in assist-to-turnover ratio in 2021 (2.0) and 2022 (1.74).

In 2020, McCaffery orchestrated one of his best coaching jobs during his Iowa tenure. Working with a depleted team due to injuries and redshirts, he led the nationally ranked Hawkeyes to 20 regular season wins and a likely invitation to the NCAA Tournament, if not for the cancellation of the postseason due to the COVID-19 pandemic.

McCaffery continues to get the most of his talent, coaching an All-American five of the last seven seasons: Jarrod Uthoff (2016), Peter Jok (2017), Garza (2020 & 2021) and Murray (2022). He has mentored an All-Big Ten honoree(s) 10 of the last 11 years, including first-team selections seven of the last nine seasons: Devyn Marble (2014), Aaron White (2015), Uthoff (2016), Jok (2017), Garza (2020 & 2021) and Murray (2022). McCaffery also developed Gabriel Olaseni and Nicholas Baer into the 2015 and 2017 Big Ten Sixth Man of the Year, respectively. Garza became the first Hawkeye in 52 years to earn Big Ten Player of the Year honors, achieving the distinction twice (2020 & 2021) and first Hawkeye in 68 years to earn consensus first-team All-America recognition.

Joe Wieskamp was voted to the All-Big Ten second team in 2021 and third team in 2020, while CJ Fredrick (2020) and Keegan Murray (2021) became the seventh and eighth players, respectively, during McCaffery's tenure to be voted to the All-Big Ten Freshman Team. Garza and Wieskamp were the fifth highest scoring duo in Division I both in 2020 and 2021, averaging 37.9 points per game in 2020 and 38.9 in 2021. Garza and Wieskamp are the second-highest scoring duo in program history.

Four years ago, the Hawkeyes amassed 23 victories and won an NCAA Tournament game for the third time in five seasons. The Hawkeyes started 2018-19 strong with McCaffery guiding the team to an undefeated nonconference record, something that had not been accomplished in 32 years. Iowa recorded five wins over ranked opponents with only one senior, a total that matched the most by an Iowa team in 13 seasons. McCaffery coached four Hawkeyes to postseason recognition in 2018-19: Tyler Cook earned second-team All-Big Ten laurels, Bohannon was named to third-team all-conference, Garza was an honorable mention selection, while Wieskamp was named to the All-Freshman Team. Bohannon finished his Hawkeye career as the program leader in career assists (704), 3-pointers (455), free throw percentage (.887) and games played (179), and 3-pointers made in a game (10).

Iowa has averaged 21.3 wins over the last 10 seasons, with its 213 victories between 2013-22 being the most over a 10-year span since 1980-89 (218). McCaffery is the first head coach to lead Iowa to 18 or more victories in six straight seasons (2012-17), while winning 20 games or more eight of the last 10 years.

The past 12 years, McCaffery coached 19 Hawkeyes to professional contracts, including Wieskamp and Garza, who were both selected in the 2021 NBA Draft. Wieskamp was chosen by the San Antonio Spurs, while the Detroit Pistons picked Garza. The University of Iowa was one of only two Big Ten schools with multiple draft picks in 2021.

McCaffery recruited and coached White to an illustrious Hawkeye career. White became the first Iowa player to score 1,800 points and collect 900 rebounds, while also leading the team in rebounding all four years. He ranks third in scoring (1,859) and fourth in rebounding (901). He made more free throws than any other Big Ten player in 50 years, ranking third all-time in Big Ten annals with 618.

McCaffery had another marvelous coaching job in 2017, working with one of the youngest teams in the country and nearly receiving a berth in the NCAA Tournament. Iowa tied for fifth in the Big Ten and was the first team out of the field. Jok led the team, becoming Iowa's fifth Big Ten scoring champion in school history, averaging 19.9 points per game. For half the season, Jok started alongside four rookies -- Iowa's youngest starting lineup in school history. Undaunted, McCaffery and the Hawkeyes progressed as the season went on ultimately winning four games against ranked teams, including No. 21 Wisconsin and No. 24 Maryland on the road.

In addition to leading the Big Ten in scoring, Jok established new school free throw records in single-game makes (22) and single-season accuracy (.911). Freshman Cordell Pemsil broke the school's single-season field goal percentage mark (.617), while Bohannon rewrote the Iowa freshman record books in assists (175), 3-pointers (89), and double-doubles in points and assists (3).

In 2018, a trio of underclassmen led the squad in sophomores Cook and Bohannon, and freshman Garza. Cook joined Greg Stokes as the only Hawkeyes to total more



McCaffery's Coaching Record

Year	School	Overall		Conference		Postseason
		W-L	Pct.	W-L	Pct.	
1985-86	Lehigh	13-15	.464	---	---	---
1986-87	Lehigh	15-14	.517	---	---	---
1987-88	Lehigh	21-10	.677	8-6	.571	NCAA First Round
1999-00	UNCG	15-13	.536	9-7	.563	---
2000-01	UNCG	19-12	.704	10-6	.625	NCAA First Round
2001-02	UNCG	20-11	.645	11-5	.688	NIT (0-1)
2002-03	UNCG	7-22	.241	3-13	.188	---
2003-04	UNCG	11-17	.393	7-9	.438	---
2004-05	UNCG	18-12	.600	9-7	.563	---
2005-06	Siena	15-13	.536	10-8	.556	---
2006-07	Siena	20-12	.625	12-6	.667	---
2007-08	Siena	23-11	.676	13-5	.722	NCAA Second Round
2008-09	Siena	27-8	.771	16-2	.889	NCAA Second Round
2009-10	Siena	27-7	.794	17-1	.944	NCAA First Round
2010-11	Iowa	11-20	.355	4-14	.222	---
2011-12	Iowa	18-17	.514	8-10	.444	NIT (1-1)
2012-13	Iowa	25-13	.658	9-9	.500	NIT runner-up (4-1)
2013-14	Iowa	20-13	.606	9-9	.500	NCAA First Round
2014-15	Iowa	22-12	.647	12-6	.667	NCAA Second Round
2015-16	Iowa	22-11	.667	12-6	.667	NCAA Second Round
2016-17	Iowa	19-15	.559	10-8	.556	NIT (1-1)
2017-18	Iowa	14-19	.424	4-14	.222	---
2018-19	Iowa	23-12	.657	10-10	.500	NCAA Second Round
2019-20	Iowa	20-11	.645	11-9	.550	Postseason canceled
2020-21	Iowa	22-9	.710	14-6	.700	NCAA Second Round
2021-22	Iowa	26-10	.722	12-8	.600	NCAA First Round
26-year	Total		493-339	.593		

than 500 points and 200 rebounds their sophomore season, while newcomer Garza became just the fourth Hawkeye rookie in program history to score 400 points. Bohannon became the sixth Hawkeye in program history to total more than 400 points and 150 assists in a season and is the only Division I player to total more than 150 assists and 80 3-pointers as a freshman and sophomore over the last 25 years.

In 2016, McCaffery coached an Iowa team to heights that had not been seen in Iowa City in decades. The Hawkeyes were nationally ranked the final 12 weeks of the season, including ascending as high as No. 3 -- its highest ranking since 1987. Iowa won five games over AP Top-25 teams. The Hawkeyes recorded back-to-back 12-win seasons in Big Ten play for just the third time in school history (1981-82 and 1987-88) and won an NCAA Tournament game in consecutive seasons for the first time since 1996-97. Additionally, Iowa swept Michigan, Purdue, and Michigan State (6-0) for the first time since 1954. Uthoff and Jok combined to average 35 points per game, Iowa's third-highest scoring duo the last 40 seasons.

Individually, Uthoff joined a prestigious list of Hawkeye greats. The forward became the fifth consensus All-American in program history. He also was named the Men's Basketball Division I Academic All-American of the Year. Uthoff became the first Iowa men's basketball player to ever be named a consensus and Academic All-American of the Year. Jok's game erupted, boasting the best points per game increase in the Big Ten from 2015 to 2016. Jok garnered second team all-conference honors as a junior.

In 2015, Iowa's seven true road victories were the most by a Hawkeye team since 1987. And in the NCAA Tournament, McCaffery and the Hawkeyes posted the largest margin of victory ever in a 7/10 match-up, beating 10th-seeded Davidson, 83-52, in the second round. The 31-point win was the largest by any Hawkeye team in a postseason game.

McCaffery and the Hawkeyes have made Carver-Hawkeye Arena one of the most feared arenas to play in nationally. Fans have embraced McCaffery and his team's style of play, with attendance increasing by more than 50 percent since 2010. The Hawkeyes won a school-record 18 home contests in 2013. Iowa won 13 consecutive home contests in 2019-20, its second-longest win streak inside Carver-Hawkeye Arena in a single season. The Hawkeyes have won 14 home games each of the last three seasons (2019-21).

McCaffery continues to create interest with recruits on a national level due to his tireless work ethic. McCaffery's is a proven recruiter, demonstrated by signing the 25th-best recruiting class in the country prior to the 2013 season. His 2017 and 2018 recruiting classes included talented players from across the country, including Garza (Washington, D.C.), Wieskamp (Iowa), and Fredrick (Kentucky) -- each earning Player of the Year honors.

Under McCaffery's direction, Iowa won 20 or more games four straight seasons (2013-16), the program's longest streak in 15 years. The Hawkeyes accumulated 25 victories in 2013, which equal the second-most win total in school history (20 in 2014, 23 in 2019, 22 in 2015, and 22 in 2016).

McCaffery has served as head coach at four institutions: Iowa, Siena, UNC-Greensboro and Lehigh. The four teams had a combined record of 35-84 (.204) the season prior to his arrival. By year three, they had a total record of 89-45 (.664).

McCaffery came to Iowa after five successful years at Siena.

McCaffery's five years at Siena were the best in its 70-year history, which earned the head coach entry into the Siena Athletics Hall of Fame in 2018. His efforts earned He led the Saints on an incredible run that ended with three straight conference championships and NCAA Tournament appearances. In so doing, Siena became the only program in the country to win its regular season and postseason title 2008-10.

McCaffery's Saints owned a 112-51 record in his five years with the program. After orchestrating the fifth greatest turnaround in Division I play his first year, McCaffery led Siena to a 20-win season and a MAAC Championship game appearance in his second. In 2007-08, Siena took its biggest step forward under his direction, earning the MAAC regular-season and tournament championship, as well as an NCAA Tournament first-round win over Vanderbilt. In 2008-09, the Siena program enjoyed unprecedented success. Siena won the regular-season title by equaling a program record with 27 wins before capturing the tournament crown. The Saints went on to defeat Ohio State in double overtime in one of the tournament's most exciting games.

In 2010, McCaffery led Siena to its fourth straight 20-win season, something never before achieved in program history. Siena ran away with the league title, clinching the No. 1 seed in the tournament and ultimately knocking off Fairfield in the MAAC title game.

The 2009 MAAC Coach of the Year is the third-winningest coach, by percentage, in league history (.68-22, .756). He is the only coach to guide a MAAC program to two NCAA Tournament wins.

The 2008 season will also go down as one of the most memorable in Siena basketball history. McCaffery became just the 31st coach to take three different programs to the "Big Dance", and he was the first to do so with three programs from one-bid leagues (conference's that sent just one team the year his program advanced). Siena pounded Rider in the MAAC title game on its home floor to earn the MAAC's automatic bid. Less than two weeks later, McCaffery put together the perfect game plan and Siena led from start-to-finish in a triumph over Vanderbilt. Many considered the victory the greatest in school history, challenged at the time only by the program's 1989 upset of Stanford in the NCAA first round.

Siena won 20 games in McCaffery's second season (2007) and tied for third place in the MAAC with a 12-6 finish. McCaffery's Saints were the highest scoring team in the league, and they peaked at the right time, winning seven of their last eight regular-season games and advancing to play for the league championship.

McCaffery's first recruit - senior Kenny Hasbrouck - graduated as the most important player in program history. He was named MAAC Rookie of the Year as a freshman, MAAC second team and All-Tournament team as a sophomore, collegeinsider.com Mid Major Player of the Year, MAAC first team and MAAC Tournament MVP as a junior and MAAC Player of the Year, MAAC Tournament MVP, NABC All-District and MAAC first team as a senior.

His second class is widely regarded as the best in program history. Edwin Ubiles, Alex Franklin, and Ronald Moore finished their four-year careers with a 97-38 (.719) overall record, three MAAC Championships in four title game appearances, three-straight NCAA Tournament appearances and two NCAA Tournament first round victories. Ubiles was a two-time MAAC first team, NABC All District first team and MAAC Tournament team selection and the 2007 MAAC co-Rookie of the Year. Franklin, a two-time NABC All District selection, earned 2008 and 2009 MAAC second team and MAAC Tournament team honors. He won the 2010 MAAC Player of the Year award (Siena's second straight) and the 2010 MAAC Tournament MVP. Moore, the pulse of the team, earned 2009 MAAC second team and 2010 MAAC first team honors as well as a spot on the 2010 MAAC Tournament team. He became the MAAC's all-time assists leader in the 2010 MAAC Championship game.



In total, four Saints were named to either the first or second All-MAAC team in 2009, newcomer Kyle Downey was an All-Rookie selection and Clarence Jackson was named MAAC Sixth Man of the Year.

McCaffery took over at Siena from UNC-Greensboro, where he posted a 90-87 record in six seasons. In his first year at the helm, Greensboro placed third in the North Division. He guided the Spartans to the 18th-best improved record among NCAA Division I teams.

In McCaffery's second season, he guided the Spartans to unprecedented heights with a 19-12 record and the 2001 SoCon Tournament Championship. The Spartans defeated Chattanooga in the finals and received the SoCon's automatic bid to the NCAA Tournament. The following year (2001-02) McCaffery led the Spartans to their first 20-win season since joining the conference. It marked the first time the program claimed a share of the SoCon North Division title as well. After falling to eventual tournament champion Davidson in the conference tournament semifinals, the Spartans were awarded a berth into the 2002 NIT.

In his final year in Greensboro, McCaffery brought the Spartans to the brink of the NCAA Tournament before a SoCon Championship game loss to Chattanooga. He led UNCG to a victory over Davidson in the semifinals, defeating a team that had been 16-0 in conference play. A big part of that success was SoCon Freshman of the Year Kyle Hines.

McCaffery spent the 11 years prior to his arrival at Greensboro at Notre Dame as an assistant coach and recruiting coordinator, working on the staffs of Richard "Digger" Phelps and John MacLeod.

Among the players he recruited to play for Notre Dame were Pat Garrity, Academic All-American of the Year in 1998, and Troy Murphy, the Big East Player of the Year in 2000 and an eventual first-round NBA draft pick. Garrity was also a first-round NBA draft pick and the Big East Player of the Year in 1997. In addition to Murphy and Garrity, McCaffery was involved in recruiting NBA First Round picks LaPhonso Ellis (1992 Draft, #5 Denver), Monty Williams (1994 Draft, #24 New York) and Ryan Humphrey (2002 Draft, #19-Utah Jazz).

He helped the Irish to NCAA Tournament appearances in 1989 and 1990. Notre Dame reached the NIT finals in 1992 and advanced to the quarterfinals in 1997.

At 26, McCaffery was the nation's youngest Division I head coach when he was hired on Sept. 11, 1985, at Lehigh. McCaffery capped his three-year tenure with the Engineers with a 21-win season and an NCAA berth in 1988.

In three seasons as head coach at Lehigh, he compiled a 49-39 overall record and guided the team to the NCAA Tournament in 1988. At the time he was the youngest head coach to reach the NCAA Tournament. His Lehigh teams had two winning seasons in three years and the 1987-88 squad's 21-10 record remains the best in program history. Lehigh had just four winning seasons in the 55 years prior to his arrival.

McCaffery was assistant coach and recruiting coordinator at Lehigh from 1983-85 and helped the team to its first NCAA Tournament appearance in 1985. As recruiting coordinator, he helped sign Darren Queenan, who remains Lehigh's all-time leading scorer. Queenan was second in the nation in scoring in 1988.

McCaffery was assistant varsity coach and head sub-varsity coach at his alma mater, Pennsylvania, during the 1982-83 season. At Penn, he worked for Craig Littlepage, who is now the director of athletics at the University of Virginia.

McCaffery lettered three years as point guard on the men's basketball team at Pennsylvania as one of the first transfers to play for the Quakers. He earned a bachelor's degree from The Wharton School of Finance and Commerce in 1982. In 1985 he received his master's degree in education from Lehigh.

In three seasons as a player he helped lead Penn to a pair of NCAA Tournament appearances and Ivy League titles and one berth in the NIT. As a senior in 1981-82 he led the Ivy League in steals and assists and was voted the team's Most Inspirational Player.

Recruited as the successor at point guard to Skip Brown at Wake Forest, McCaffery played one season at Wake Forest, 1977-78, helping the Demon Deacons to a 19-10 record. Nicknamed "White Magic," he started 11 games as coach Carl Tacy's team finished runner-up in the ACC Tournament to eventual NCAA runner-up Duke. Wake defeated North Carolina twice in three meetings and won five of the eight games it played at the Greensboro Coliseum.

The McCaffery's have been a champion for Coaches vs. Cancer and the American Cancer Society (ACS). The McCaffery's have been actively involved with the Coaches vs. Cancer program and have raised significant funds to support ACS efforts, including more than \$4.5 million since becoming Iowa's head coach in 2010. His efforts were honored during the 2015 Final Four weekend, as McCaffery was honored with the Coaches vs. Cancer Champion Award. The distinction is awarded annually to a college coach who has been engaged vigorously in the Coaches vs. Cancer program's fundraising, education and promotional initiatives and has demonstrated leadership in the fight to save more lives from cancer. The ACS awarded the McCaffery's with the Fighting Spirit Award in 2015.

In addition to their work with the American Cancer Society and Coaches vs. Cancer, the McCaffery's help spearhead the launch of a new Adolescent and Young Adult Cancer Program in Iowa City.

McCaffery, a Philadelphia native who attended LaSalle High School, and his wife Margaret have four children: sons, Connor, Patrick and Jonathan and a daughter, Marit. Connor and Patrick are teammates on the Iowa basketball team. In addition to also playing baseball in the spring, Connor excels in the classroom, earning CoSIDA Academic All-District First Team, NABC Honors Court, and Dean's List recognition multiple times.



The McCaffery family (left to right): Margaret, Patrick, Fran, Jonathan, Connor and Marit.

**WHAT OTHERS ARE SAYING ABOUT FRAN MCCAFFERY**

"We are thrilled Fran McCaffery is leading our men's basketball program. From the first day I met Coach McCaffery he said, 'I want to be the coach at Iowa.' He is a proven winner, a leader, has competed for championships and will continue to do so. Coach McCaffery is committed to student-athletes, their personal lives, and their education. Every one of his student-athletes who has completed their eligibility has graduated."

Gary Barta
Director of Athletics
University of Iowa

"Fran McCaffery adds a different flavor and is good for the Big Ten. This is a very attractive program for highly skilled players. He has a system that advocates putting the biscuit in the basket, putting points on the board. Fran can get elite players, not just because of his system but because he can coach."

Gus Johnson, FOX College Basketball Broadcaster

"I'm a big fan of Fran McCaffery. He does things the right way."
Eric Collins, FS1 Broadcaster

"Fran McCaffery has done an outstanding job rebuilding this program."
Andy Katz, NCAA.com/BTN College Basketball Contributor

"If Iowa's rationale was hiring a quality person who recruits quality people, who doesn't cheat, does it the right way and is into developing young men while recognizing that he wants to have a winning team on the floor... then Fran is the perfect guy for the job."

LaPhonso Ellis, ESPN College Basketball Analyst

"When a parent passes their kid over to Fran they can rest assured a few things. One, he's going to make sure, to the best of his ability, that he gets a quality degree. Secondly, he is going to do his very best to develop that individual player within the team context. And finally, because of the vast resources of people that he knows outside of the game that he will do his very best, for those who aren't fortunate to play at the next level, to use his influence to make sure they get jobs and have an opportunity to have upward mobility. That's what makes him special."

LaPhonso Ellis, ESPN College Basketball Analyst

"Iowa made an outstanding choice. Fran McCaffery-coached teams are well coached and very well organized."

Ronnie Lester
Iowa All-American

"Fran McCaffery is a good solid hire for the University of Iowa. Iowa has been hoping for a winner and I believe one has arrived. He's won at Lehigh, UNC-Greensboro and Siena -- if you can win at those places, you can win anywhere. His teams are enjoyable to watch with their style of play; he lets his kids play free."

Doug Gottlieb, CBS Analyst

"Fran McCaffery is a fine basketball coach, and an even finer person. He can teach the game, identify and attract talent, and he is a man of great substance and integrity. Iowa made a great hire in McCaffery."

Jay Bilas, ESPN Analyst

"Fran McCaffery is a great hire for Iowa. He was a great assistant coach and did a great job in making Siena the Gonzaga of the East. He will bring back the traditions of Iowa basketball."

Digger Phelps
Former ESPN College Basketball Analyst
Former Head Coach, Notre Dame

"Coach McCaffery has quickly rebuilt the Iowa program through tireless recruiting and an unmatched passion for competing. He is a proven winner who instilled an up tempo style of basketball fans love and players embraced! Fran understands the proud tradition of Hawkeye basketball and operates with the utmost integrity the University of Iowa community appreciates."

Bobby Hansen
UI Final Four Member, 1980
World Champion, Chicago Bulls
Hawkeye Radio Network Analyst

"The number one thing about Fran, is that he has a great feel for the game, and, he understands players. He and I spent a lot of time in traversing the state of Iowa, trying to get Iowa kids to come to Notre Dame. Fran has a great knack for setting an offense and he is a great defensive coach. He has great relationships with his players. This is a great fit for Iowa and a great fit for Fran."

John MacLeod
Former Head Coach, Notre Dame
Former Head Coach, Golden State

"I have been impressed with Coach McCaffery's consistent success. His teams are well prepared and his development of players, particularly on the perimeter, fit in well in Iowa City."

Shon Morris, Former BTN Analyst

"You have to love what coach McCaffery has going at the University of Iowa. He's continues to create interest on a national level. They play a great style of basketball; they press, run and jump, fast break and shoot a lot of three's. High school guys always say that they want to go to a coach who is going to let them play... well, Fran McCaffery is that coach who let's his guys play."

Miles Simon, ESPN Analyst



NOTABLE PLAYERS RECRUITED AND/OR COACHED AS AN ASSISTANT AT NOTRE DAME

Pat Garrity: Big East Player of the Year 1997; second team All-America in 1998; Academic All-American of the Year in 1998 and a two-time Academic All-American; selected No. 19 in the 1998 NBA Draft by Milwaukee.

Troy Murphy: Big East Player of the Year in 2000 and co-Big East Player of the Year in 2001; Big East Rookie of the Year in 1999; two-time consensus first team All-American and All-Big East honoree; selected No. 14 in the 2001 NBA Draft by Golden State.

LaPhonso Ellis: Only Notre Dame player to lead the team in blocks each of his four seasons; Selected No. 5 in the 1992 NBA Draft by Denver.

Monty Williams: Selected No. 24 in the 2002 NBA Draft by Utah.

NOTABLE PLAYERS RECRUITED AND COACHED AT LEHIGH

Darren Queenan: Co-East Coast Conference Player of the Year in 1987; Lehigh's all-time leading scorer and ranked second in the country in scoring in 1988; one of the most prolific scorers in NCAA history, he is one of only 11 players to have amassed 2,700 points and 1,000 rebounds; four-time first team all-conference honoree; Played 16 years professionally overseas.

Mike Polaha: 1988 *Sporting News* All-American; Two-time All-East Coast Conference honoree (1987-88); only Lehigh player to score 1,400 points and have more than 400 rebounds and assists.

Mike Androlewicz: 1986 first team All-East Coast Conference selection.

NOTABLE PLAYERS RECRUITED AND COACHED AT UNC-GREENSBORO

Kyle Hines: 2005 Southern Conference Freshman of the Year; 2007 Southern Conference Player of the Year, becoming the first player from UNC Greensboro to earn the honor; All-American in 2007; three-time USBWA All-District selection; one of only four players to garner All-Southern Conference accolades; one of only six players in NCAA history to ever record 2,000 points, 1,000 rebounds and 300 blocks in a career.

Demetrius Cherry: 1999 Southern Conference Preseason Player of the Year; two-time first team all-league accolades Courtney Eldridge: 2002 All-Southern Conference honoree.

David Schuck: 2002 All-Southern Conference honoree.

Ronnie Burrell: 2005 All-Southern Conference honoree.

Jay Joseph: 2001 Southern Conference Rookie of the Year.

NOTABLE PLAYERS RECRUITED AND/OR COACHED AT SIENA

Kenny Hasbrouck: 2006 MAAC Rookie of the Year; 2008 collegeinsider.com Mid Major Player of the Year; 2009 MAAC Player of the Year and NABC All-District. Hasbrouck, who has his number retired, was McCaffery's first recruit at Siena. He became Siena's first player to ever make an NBA roster when he signed with the Miami Heat as a free agent in 2010. Currently, he is playing overseas in Spain.

Edwin Ubiles: 2007 MAAC co-Freshman of the Year; two-time NABC District 1 selection; 2010 first team all-league honoree; ranks third in all-time career scoring at Siena

Ronald Moore: 2010 first team all-MAAC selection; led the country in assists, was a Bob Cousery Award finalist and an NABC All-District honoree in 2010, and ranks second in the MAAC in assists.

Alex Franklin: 2010 MAAC Player of the Year and was tabbed NABC All-District and named to the ECAC second team.

Ryan Rossiter: 2011 MAAC Player of the Year; 2011 NABC District 1 honoree; 2011 honorable mention All-American (seventh in program history); two-time All-MAAC selection; became program's all-time leading rebounder; ranked second in the country in rebounding in 2011.

Antoine Jordan: first team All-MAAC in 2006.





NOTABLE PLAYERS COACHED AT IOWA

Devyn Marble: 2014 first team All-Big Ten; 2014 NABC and USWBA First Team All-District teams; 2013 third team All-Big Ten; 2013 NIT All-Tournament Team; finished career ranked fifth in Iowa career scoring (1,694), sixth in assists (397), and seventh in steals (176); selected 56th overall in 2014 NBA Draft by the Orlando Magic.

Matt Gatens: 2012 second team All-Big Ten; ranks sixth all-time in career scoring at Iowa; 2012 Chris Street Award winner; one of only two Hawkeyes to ever amass over 1,600 points, 450 rebounds, 250 assists and 125 steals.

Aaron White: Garnered the following honors as a senior in 2015: first-team All-Big Ten, NABC First Team All-District Team, and USBWA All-District VI Team; finished his illustrious career ranked second in Iowa scoring (1,859) and third in rebounding (901); became the first Hawkeye to ever amass 1,800 points and 900 rebounds; made more free throws than any other Big Ten player the last 50 years, making 618; selected 49th overall in 2015 NBA Draft by the Washington Wizards.

Jarrod Uthoff: Became Iowa's fifth consensus All-American and first since Chuck Darling in 1952; unanimous first team All-Big Ten honoree and was a finalist for the Oscar Robertson Trophy, John Wooden Award, and Karl Malone Power Forward of the Year; earned recognition on the NABC and USBWA all-district teams, as well as recognition on a number of All-America teams (Associated Press, NABC, USBWA, USA Today, and Scout.com); one of three Hawkeyes in program history to amass 1,000 points and 150 blocks in a career.

Peter Jok: 2017 Associated Press Honorable Mention All-America, and first-team All-Big Ten, USBWA and NABC All-District honoree; became the fifth Hawkeye in school history to lead the Big Ten in scoring (19.9); established new school free throw percentage records for a single-season (.911) and career (.881), and won the 3-Point Championships event at the Final Four.

Joe Wieskamp: Became the first junior in program history to amass more than 1,250 points, 550 rebounds, 175 3-pointers, 100 assists, and 75 steals; a three-year starter, Wieskamp was a two-time All-Big Ten honoree and was recognized on the All-Big Ten Freshman Team; left school after his junior season ranking ninth in career 3-pointers made and 24th in scoring; drafted by the San Antonio Spurs in the second round of the 2021 NBA Draft.





Luka Garza: Iowa's most decorated men's basketball player, Garza is a two-time national player of the year (2020 & 2021), including earned consensus national player of the year distinction in 2021; one of nine players in Iowa men's basketball history to have his number retired (#55); only Hawkeye to be a two-time Big Ten Player of the Year, USBWA District VI Player of the Year, Kareem Abdul-Jabbar Center of the Year, Pete Newell Big Man of the Year, unanimous first-team all-America and all-conference; voted the 2021 Big Ten Jesse Owens Male Athlete of the Year; only Big Ten men's basketball player to total more than 2,250 points and 900 rebounds; ranks seventh in Big Ten career scoring and is Iowa's all-time leading scorer with 2,306 points; awarded the 2021 Senior CLASS Award, which recognizes excellence both on the court, in the classroom, and in the community; ranks first in Iowa career field goals made (870), conference scoring (1,399) and tied for first in 30-point games (13) and 40-point games (2); scored the most points in a single-season in school history (747); ranks second in Iowa history in rebounds (931), fourth in double-doubles (34), fifth in blocked shots (154), sixth in free throw makes (446), and 16th in 3-pointers made (12); reached 2,000 points in 113 games, faster than any other Big Ten player over the last 25 years; third player to lead the Big Ten in scoring in consecutive seasons since 1990; only player in school history with four 400-point seasons and two 700-point seasons; third Big Ten player in the last 50 years to average 23 points & eight rebounds in consecutive seasons; scored 613 points against AP Top 25 teams, the most of any player during the 2020 and 2021 seasons combined; recorded a school record 19 straight games with 20+ points, including 18 straight Big Ten games with 20+ points — the longest streak in the league in over three decades; drafted by the Detroit Pistons in the second round of the 2021 NBA Draft.

Keegan Murray: Posted numbers and accomplishments no other Hawkeye underclassman has achieved in 2022 as a sophomore; consensus first-team All-American; Karl Malone Power Forward of the Year; finalist for the John R. Wooden Award, Naismith Trophy, Lute Olson Award and Lefty Driesell Award; USBWA and NABC All-District; All-Big Ten First Team (unanimous); Big Ten Tournament Most Outstanding Player and All-Tournament Team; Academic All-Big Ten; six-time Big Ten Player of the Week (one of only three Big Ten players to earn at least six Big Ten Player of the Week honors since the weekly award was introduced prior to the 1981-82 season); broke the school single-season scoring (822), and field goals made (307) and attempted (554); accumulated 1,046 points in 66 games as a Hawkeye becoming just the fifth Hawkeye to reach over 1,000 career points in their first two seasons; amassed 822 points, 303 rebounds, 68 blocks, 66 3-point field goals, 52 assists and 45 steal; one of only two Big Ten players this century and eighth overall with more than 800 points in a single season; only the second player in Division I history to amass more than 800 points, 60 blocks, and 60 3-pointers in a single season (Texas' Kevin Durant in 2007); first Division I player with more than 800 points and 300 rebounds with a field goal percentage of 55 percent or better in a single season since North Carolina's Antawn Jamison in 1998; totaled a Big Ten Tournament record 103 points and 38 field goals made in four games in leading the Hawkeyes to their third tournament championship and first since 2006; tied a Big Ten Tournament single game record with eight made 3-pointers made (10 attempts), in 32-point outburst in win over Indiana; tallied 20+ points 26 times and 25+ points 16 times in 2022, both of which ranked first nationally; increased his scoring average by +16.3 points from the previous season, which is the largest points per game increase by a Big Ten player in 49 years; ranked first in the country in Player Efficiency Rating (37.8), fourth in points per game (23.5), 34th in field goal percentage (.554), 46th in blocks per contest (1.94) and 51st in double-doubles (10); his 23.5 points per game average was tops among players from a major conference and marked the third consecutive season a Hawkeye led the Big Ten in scoring (Garza in 2020 and 2021); only player nationally to average 23+ points and 8+ rebounds; reached 30 points a league-best five times; voted to the 2021 All-Big Ten Freshman Team.





The McCaffery File

Coaching Experience:

1982-83	Assistant Coach, Penn
1983-85	Assistant Coach, Lehigh
1985-88	Head Coach, Lehigh (youngest head coach in America at age 26)
1988-99	Assistant Coach, Notre Dame
1999-05	Head Coach, UNC-Greensboro
2005-10	Head Coach, Siena
2010-present	Head Coach, University of Iowa

Coaching Honors

MAAC Coach of the Year, 2009
NABC District I Coach of the Year, 2009-10

Playing Experience

1977-78 Wake Forest, one-year letterman
1979-82 Penn, three-year letterman

Education

LaSalle High School, 1977
Bachelor of Science in Economics, The Wharton School (Penn), 1982
Master of Education, Lehigh, 1985

Date of Birth:

May 23, 1959

Family:

Wife: Margaret (Nowlin)
Children: Connor John
Patrick Dickerson
Marit Katherine
Jonathan Francis Nowlin

FRAN MCCAFFERY'S COACHING RECORD

All Games	493-339
home	311-90
away	134-201
neutral	48-48
Non-Conference Games	209-121
home	148-18
away	30-70
neutral	31-33
Conference Games	254-198
home	154-72
away	100-125
neutral	0-1
Tournament Games	58-58
NCAA	6-11
NIT (pre and postseason)	7-5
Conference	31-19
In-season	14-23
Miscellaneous	
Overtime games	24-24
Decided by three points or less	46-54

FRAN MCCAFFERY IN POSTSEASON PLAY

Year	Opponent	W/L	Score	Site
1987-88 (NCAA) Lehigh	Temple	L	73-87	Hartford, CT
2000-01 (NCAA) UNCG	Stanford	L	60-89	San Diego, CA
2001-02 (NIT) UNCG	Memphis	L	62-82	Memphis, TN
2007-08 (NCAA) Siena	Vanderbilt Villanova	W L	83-62 72-84	Tampa, FL Tampa, FL
2008-09 (NCAA) Siena	Ohio State Louisville	W L	74-72 72-79	Dayton, OH Dayton, OH
2009-10 (NCAA) Siena	Purdue	L	64-72	Spokane, WA
2011-12 (NIT) Iowa	Dayton Oregon	W L	84-75 97-108	Iowa City, IA Eugene, OR
2012-13 (NIT) Iowa	Indiana State Stony Brook at Virginia vs. Maryland vs. Baylor	W W W W L	68-52 75-63 75-64 71-60 54-74	Iowa City, IA Iowa City, IA Charlottesville, VA New York, NY New York, NY
2013-14 (NCAA) Iowa	Tennessee	L (OT)	65-78	Dayton, OH
2014-15 (NCAA) Iowa	Davidson Gonzaga	W L	83-52 68-87	Seattle, WA Seattle, WA
2015-16 (NCAA) Iowa	Temple Villanova	W (OT) L	72-70 68-87	Brooklyn, NY Brooklyn, NY
2016-17 (NIT) Iowa	South Dakota TCU	W L (OT)	87-75 92-94	Iowa City, IA Iowa City, IA
2018-19 Iowa NCAA	Cincinnati Tennessee	W L	79-72 77-83 (ot)	Columbus, OH Columbus, OH
2019-20	NCAA Tournament canceled due to COVID-19 global pandemic			
2020-21 (NCAA) Iowa	Grand Canyon Oregon	W L	86-74 80-95	Indianapolis, IN Indianapolis, IN
2021-22 (NCAA) Iowa	Richmond	L	63-67	Buffalo, NY
NCAA:	6-11 in 11 appearances			
NIT:	6-4 in four appearances			
Overall:	12-15 in 15 appearances			



FRAN MCCAFFERY COACHING HIGHLIGHTS**IOWA**

- Coached four consensus All-Americans over the last seven seasons: Keegan Murray (2022, first team), Luka Garza (2020 and 2021, unanimous first team) and Jarrod Uthoff (2016, second team). Murray shattered the school's single-season scoring record on his way to becoming the 2022 Karl Malone Power Forward of the Year and a first-team consensus All-American. Garza is a two-time national player of the year (2020 & 2021), including earning consensus national player of the year distinction in 2021. He is one of nine players in Iowa men's basketball history to have his number retired (#55). Garza is the only Hawkeye to be a two-time Big Ten Player of the Year, USBWA District VI Player of the Year, Kareem Abdul-Jabbar Center of the Year, Pete Newell Big Man of the Year, unanimous first-team all-America and all-league. He was voted 2021 Big Ten Jesse Owens Male Athlete of the Year. Garza is Iowa's all-time leading scorer with 2,306 points. He was also awarded the 2021 Senior CLASS Award, which recognizes excellence both on the court, in the classroom, and in the community; Uthoff is the only Hawkeye to earn All-America honors on the court and be named the Academic All-American of the Year in the same season.
- Coached Iowa to four wins in four days (Northwestern, Rutgers, Indiana, Purdue) to capture the 2022 Big Ten Tournament Championship, its third tournament title in program history and first since 2006.
- McCaffery joined Hall of Fame coaches Rick Pitino, Bob Huggins, Eddie Sutton and Lefty Driesell as the only Division I coaches to lead teams to conference tournament titles in four or more different leagues. McCaffery is also one of just 14 Division I head coaches to take at least four different programs to the NCAA Tournament.
- Recruited and coached seven first-team All-Big Ten honorees over the last nine seasons: Devyn Marble (2014), Aaron White (2015), Jarrod Uthoff (2016), Peter Jok (2017), Luka Garza (2020 and 2021) and Keegan Murray (2022).
- Fran McCaffery has coached 19 Hawkeyes to professional contracts overseas, including six who have played in the NBA: Devyn Marble, Jarrod Uthoff, Tyler Cook, Joe Wieskamp, Luka Garza and Keegan Murray.
- Guided Iowa to 14 or more victories at home in each of the last four seasons.
- Iowa won a national-best 15 combined games against ranked opponents over a span of two seasons (2020-21).
- Guided the Hawkeyes to 13 straight home victories in 2019-20, the second longest home win streak in a single-season in Carver-Hawkeye Arena history.
- Coached Iowa to eight 20-win seasons over the last 10 years, including winning 26 games in 2022 -- the second highest win total in single-season history -- and 25 wins in 2013. He is one of only two Iowa coaches (Tom Davis) to register at least eight 20-win seasons.
- McCaffery and his coaching staff guided Iowa in 2019 to a perfect nonconference record for the first time in 32 years.
- Guided Iowa to nine straight postseason tournaments (6 NCAA and 3 NIT), including advancing in four of the last seven NCAA Tournaments and finishing runner-up in the 2013 NIT.
- Iowa is one of only three Big Ten teams to post first-division finishes nine of the last 10 seasons, including a third place finish in 2015, 2016, and 2021. Iowa has won 10 or more conference games seven of the last eight seasons (2013-22).
- Had Iowa nationally ranked a majority of the past four seasons (2019-22); Iowa was ranked as high as No. 3 in 2016 and 2021. The Hawkeyes have been ranked in the final AP Poll each of the past three seasons, accomplishing the feat for the first time in 33 years.
- Iowa has ranked in the top-30 nationally in average attendance each of the last nine seasons.
- Iowa has led the Big Ten in scoring offense five of the last nine seasons, including the last four years (2019, 2020, 2021, 2022).

SIENA

- Inducted into the Siena Athletics Hall of Fame in 2017.
- McCaffery's five years at Siena (112-51) were the best in its 70-year storied history.
- Led the Saints to three straight Metro Atlantic Athletic Conference Championships and NCAA Tournament appearances. In so doing, Siena became the only program in the country to win its regular season and postseason title the last three years.
- In 2010, McCaffery led Siena to its fourth straight 20-win season, something never before done in program history.
- McCaffery, the 2009 MAAC Coach of the Year, is the third winningest coach by percentage in league history (68-22, .756).
- McCaffery is the only coach to guide a MAAC program to two NCAA Tournament wins.
- In 2008, McCaffery became just the 31st coach (15th active) to take three different programs to the "Big Dance", and he was the first to do so with three programs from one-bid leagues (conference's that sent just one team the year his program advanced).
- Led Siena to a perfect 17-0 home record in each of his last two seasons.

UNC-GREENSBORO

- In the 2001-02 season, McCaffery led the Spartans to their first 20-win season since joining the Southern Conference.
- Coached the 2001-02 Spartans to a share of the Southern Conference North Division title for the first time in program history.
- McCaffery's UNCG squads own the two highest-scoring seasons in program history.

LEHIGH

- At 26, McCaffery was the nation's youngest Division I head coach when he was hired Sept. 11, 1985.
- Coached two winning seasons in three years (Lehigh had just four winning seasons in the 55 years prior to his arrival).
- Coached the 1987-88 Mountain Hawks to a 21-10 record, which remains the best in program history.
- Led Lehigh to the NCAA Tournament in 1988 and was the youngest head coach to do so at the time.
- Was assistant coach and recruiting coordinator from 1983-85 and helped the team to its first NCAA Tournament appearance in 1985.
- As assistant coach and recruiting coordinator, he helped sign Darren Queenan 1988, who remains Lehigh's all-time leading scorer.



FRAN MCCAFFERY'S YEAR-BY-YEAR COACHING RECORD

Year	Position	School	Head Coach	Record
1982-83	Assistant Coach	Penn	Craig Littlepage	17-9
1983-85	Assistant Coach	Lehigh	Tom Schneider	16-42
1985-88	Head Coach	Lehigh	---	49-40
1988-99	Assistant Coach	Notre Dame (Two NCAA bids and two NIT bids)	Digger Phelps John MacLeod	155-166
1999-05	Head Coach	UNC-Greensboro	---	90-87
2005-10	Head Coach	Siena	---	112-51
2010-present	Head Coach	Iowa	---	242-162

YEAR-BY-YEAR NUMBERS & STATISTICS

Year	Record	Home	Away	Neutral	Conf.	Non-Conf.	Nov.	Dec.	Jan.	Feb.	Mar.	April	OT
1985-86	13-15	10-4	3-9	0-2	6-8	7-7	1-2	3-2	7-3	2-7	0-1	--	1-0
1986-87	15-14	8-4	5-8	2-2	8-6	7-8	1-0	3-4	6-4	4-5	1-1	--	4-1
1987-88	21-10	11-2	7-7	3-1	8-6	13-4	1-1	5-3	8-2	4-3	3-1	--	--
1999-00	15-13	9-4	6-8	0-1	9-7	6-6	2-1	4-3	5-5	4-3	0-1	--	1-0
2000-01	19-12	11-1	5-10	3-1	10-6	9-6	1-2	4-3	8-2	3-4	3-1	--	1-0
2001-02	20-11	10-1	8-9	2-1	11-5	9-6	2-1	4-3	7-3	6-2	1-2	--	--
2002-03	7-22	6-7	1-14	0-1	3-13	4-9	3-1	0-7	2-6	2-7	0-1	--	0-2
2003-04	11-17	7-5	4-11	0-1	7-9	4-8	2-1	2-6	2-5	5-4	0-1	--	0-2
2004-05	18-12	11-2	5-10	2-0	9-7	9-5	3-1	4-3	6-3	3-4	2-1	--	1-0
2005-06	15-13	10-4	5-9	--	10-8	5-5	1-2	4-2	4-6	6-2	0-1	--	2-0
2006-07	20-12	10-4	8-7	2-1	12-6	8-6	2-3	4-2	5-5	7-1	2-1	--	1-3
2007-08	23-11	13-4	9-6	1-1	13-5	10-6	2-3	5-1	6-3	5-3	5-1	--	1-0
2008-09	27-8	17-0	9-7	1-1	16-2	11-6	2-3	6-1	9-1	5-2	5-1	--	2-0
2009-10	27-7	17-0	10-6	0-1	17-1	10-6	4-2	5-2	10-0	5-2	3-1	--	2-0
2010-11	11-20	8-8	2-9	1-3	4-14	7-6	3-4	4-2	1-7	2-5	1-2	--	0-2
2011-12	18-17	14-6	3-9	1-2	8-10	10-7	4-3	6-3	2-5	5-3	2-2	--	--
2012-13	25-13	18-2	3-8	4-3	9-9	16-4	5-2	6-1	3-4	4-3	6-2	1-1	0-2
2013-14	20-13	13-4	4-6	3-3	9-9	11-4	7-1	5-1	4-3	3-4	1-4	--	1-3
2014-15	22-12	14-4	7-3	1-5	12-6	10-6	5-2	5-2	3-4	6-2	3-2	--	1-1
2015-16	22-11	13-2	6-5	3-4	12-6	10-6	4-2	7-1	7-1	3-4	2-3	--	2-0
2016-17	19-15	15-5	3-7	1-3	10-8	9-7	3-4	5-2	5-4	3-3	3-2	--	2-3
2017-18	14-19	9-6	1-10	4-3	4-14	10-5	4-3	5-3	3-6	2-6	0-1	--	1-1
2018-19	23-12	14-4	4-6	5-2	10-10	13-2	6-1	5-1	5-3	5-2	2-5	--	1-2
2019-20	20-11	14-2	4-7	2-2	11-9	9-2	5-2	5-1	5-3	5-3	0-2	--	--
2020-21	22-9	14-2	6-4	2-3	14-6	8-3	2-0	6-2	4-2	6-3	4-2	--	0-1
2021-22	26-10	15-3	6-6	5-1	12-8	14-2	7-0	3-3	4-4	7-1	5-2	--	0-1
Totals	493-339	311-90	134-201	48-48	254-198	239-142	82-47	115-64	131-94	112-88	54-44	--	23-21



Over the last three seasons, Iowa combined to win 68 games, the fourth most over a three-year stretch in program history & most since 1987-89.

**YEAR-BY-YEAR STATISTICS**

Year	G	FG-A	PCT	3-PT-A	PCT	FT-A	PCT	REB	AVG	PF/D	AS	TO	BK	ST	PTS	AVG
1985-86	28	806-1617	.498	---	---	460-667	.690	960	34.3	503-10	442	400	75	219	2072	74.0
Opp.	28	826-1671	.494	---	---	357-479	.745	920	32.9	569-19	440	414	80	188	2009	71.8
1986-87	29	762-1721	.443	82-279	.329	622-833	.747	1137	39.2	583-19	337	422	60	175	2228	76.8
Opp.	29	855-1761	.486	98-262	.374	428-614	.697	1003	34.6	677-32	473	378	99	204	2236	77.1
1987-88	31	892-1820	.490	127-309	.411	632-873	.724	1149	37.1	580-13	474	365	67	200	2543	82.0
Opp.	31	870-1856	.469	126-312	.404	463-629	.736	1039	33.5	716-30	441	405	72	143	2543	82.0
1999-00	28	706-1549	.456	139-380	.366	456-618	.738	1027	36.7	501-11	379	463	87	176	2007	71.7
Opp.	28	733-1645	.446	191-528	.362	367-554	.662	924	33.0	526-X	419	397	83	233	2024	72.3
2000-01	31	773-1741	.444	184-480	.383	552-718	.769	1049	33.8	648-20	414	475	118	271	2282	73.6
Opp.	31	756-1756	.431	190-495	.384	531-770	.690	1144	36.9	648-X	367	516	118	234	2233	72.0
2001-02	31	763-1705	.448	188-519	.362	524-702	.746	1097	35.4	557-12	448	501	116	253	2238	72.2
Opp.	31	768-1826	.421	182-534	.341	404-603	.670	1113	35.9	586-X	418	504	124	249	2122	68.5
2002-03	28	757-1650	.459	160-483	.331	369-507	.728	972	34.7	525-12	377	474	120	236	2043	73.0
Opp.	28	762-1715	.444	189-563	.336	390-566	.689	1035	37.0	472-X	406	444	101	257	2103	75.1
2003-04	28	757-1650	.459	160-483	.331	369-507	.728	972	34.7	525-12	377	474	120	236	2043	73.0
Opp.	28	762-1715	.444	189-563	.336	390-566	.689	1035	37.0	472-X	406	444	101	257	2103	75.1
2004-05	30	776-1732	.448	133-438	.304	485-702	.691	1087	36.2	476-8	352	524	178	276	2170	72.3
Opp.	30	815-1934	.421	223-612	.364	333-495	.673	1189	39.6	568-X	444	518	124	281	2186	72.9
2005-06	28	693-1624	.427	222-588	.378	476-627	.759	947	33.8	442-11	387	371	61	229	2084	74.4
Opp.	28	770-1704	.452	207-588	.352	293-428	.685	1064	38.0	523-X	454	433	118	203	2040	72.9
2006-07	32	890-1872	.475	189-555	.341	468-672	.696	1128	35.2	542-11	484	430	91	244	2437	76.2
Opp.	32	840-1962	.428	241-708	.340	361-522	.692	1171	36.6	612-X	484	471	99	219	2282	71.3
2007-08	34	928-2058	.451	239-626	.382	518-752	.689	1148	33.8	526-6	489	385	119	320	2613	76.9
Opp.	34	913-2021	.452	256-692	.370	338-520	.650	1297	38.1	667-X	481	587	123	183	2420	71.2
2008-09	35	1007-2157	.467	184-558	.330	511-769	.665	1273	36.4	521-10	534	462	159	309	2709	77.4
Opp.	35	935-2141	.437	236-696	.339	356-522	.682	1287	36.8	663-X	530	592	128	233	2462	70.3
2009-10	34	930-2048	.454	160-498	.321	534-793	.673	1310	38.5	471-5	486	418	119	297	2554	75.1
Opp.	34	870-2032	.428	209-637	.328	277-434	.638	1168	34.4	630-X	469	517	113	208	2226	65.5
2010-11	31	766-1743	.439	146-465	.314	406-601	.676	1085	35.0	512-9	423	447	89	208	2084	67.2
Opp.	31	768-1749	.439	212-639	.332	362-489	.740	1045	33.7	551-11	466	445	106	215	2110	68.1
2011-12	35	902-1984	.455	201-539	.373	550-763	.721	1205	34.4	590-11	521	433	119	262	2555	73.0
Opp.	35	910-1993	.457	244-707	.345	473-648	.730	1193	34.1	651-10	515	473	111	193	2537	72.5
2012-13	38	903-2156	.419	204-668	.305	655-896	.731	1484	39.1	648-5	573	476	183	263	2665	70.1
Opp.	38	850-2168	.392	212-719	.295	476-675	.705	1307	34.4	742-14	440	500	159	254	2388	62.8
2013-14	33	919-1984	.463	191-546	.350	660-898	.735	1331	40.3	603-12	532	371	164	234	2689	81.5
Opp.	33	804-1938	.415	229-722	.317	484-686	.706	1101	33.4	717-20	423	439	112	209	2321	70.3
2014-15	34	821-1905	.431	192-576	.333	538-723	.744	1274	37.5	536-8	482	377	158	218	2372	69.8
Opp.	34	754-1903	.396	227-696	.326	384-553	.694	1136	33.4	607-8	411	417	121	200	2119	62.3
2015-16	33	906-2027	.447	269-719	.374	480-669	.717	1257	38.1	538-6	523	339	156	223	2561	77.6
Opp.	33	850-2021	.421	242-772	.313	345-505	.683	1229	37.2	644-14	454	432	99	176	2287	69.3
2016-17	34	964-2122	.454	300-791	.379	510-741	.688	1305	38.4	610-3	602	472	130	252	2738	80.5
Opp.	34	976-2195	.445	289-807	.358	413-603	.685	1302	38.3	673-18	587	486	117	265	2654	78.1
2017-18	33	946-1975	.479	252-672	.375	486-699	.695	1258	38.1	551-6	602	441	134	172	2630	79.7
Opp.	33	953-2061	.462	284-755	.376	407-579	.703	1092	33.1	646-15	537	365	97	232	2597	78.7
2018-19	35	914-2006	.456	285-782	.364	627-849	.739	1246	35.6	565-3	542	425	112	211	2740	78.3
Opp.	35	943-2104	.448	281-866	.324	418-606	.690	1217	34.8	721-20	545	454	97	230	2585	73.9
2019-20	31	842-1868	.451	244-703	.347	482-643	.750	1162	37.5	496-6	538	376	120	191	2410	77.7
Opp.	31	815-1895	.430	243-758	.321	368-507	.726	1095	35.3	589-13	478	384	115	192	2241	72.3
2020-21	31	923-1961	.471	301-780	.386	448-627	.715	1231	39.7	461-2	594	294	141	173	2595	83.7
Opp.	31	840-2002	.420	275-790	.348	300-444	.676	1146	37.0	574-12	506	355	98	166	2255	72.7
2021-22	36	1071-2322	.461	331-912	.363	522-697	.749	1343	37.3	583-5	577	331	156	264	2995	83.2
Opp.	36	949-2170	.437	259-788	.329	405-570	.711	1293	35.9	641-9	518	490	104	188	2562	71.2

Games Decided by 10 Points or Less

Margin	1	2	3	4	5	6	7	8	9	10	Total
Wins	15	13	18	12	17	15	18	14	16	20	158
Losses	11	16	26	26	18	15	9	16	10	19	167

**McCaffery vs. All Opponents**

Opponent	Record	Opponent	Record	Opponent	Record
Abilene Christian	1-0	Howard	1-0	Portland State	1-0
Alabama	1-1	Hofstra	3-5	Princeton	0-3
Alabama State	3-0	Holy Cross	3-1	Purdue	8-13
Albany	5-0	Idaho State	1-0	Richmond	0-1
Alcorn State	1-0	Illinois	10-12	Rider	12-6
American	1-1	Indiana	9-13	Robert Morris	1-0
Appalachian State	7-5	Indiana State	1-0	Rutgers	9-3
Arkansas	0-1	Iona	9-1	Saint Joseph's	2-1
Arkansas Pine Bluff	1-0	Iowa	0-2	Saint Peter's	11-2
Ball State	1-0	Iowa State	5-6	San Diego State	0-1
Baylor	0-1	IPFW	1-0	Savannah State	2-0
Boise State	3-0	James Madison	1-2	Seton Hall	0-1
Bridgewater	1-0	Kansas	0-2	Siena	0-1
Brown	3-0	Kansas City	3-0	SIUE	2-0
Bryant	1-0	Kennesaw State	2-0	Southeastern Louisiana	1-0
Bucknell	4-4	Kenyon	1-0	Southern	2-0
Buffalo	1-1	Lafayette	4-4	Southern Mississippi	1-0
Butler	0-1	Liberty	2-0	Southern Utah	1-0
Cal Poly	1-0	Long Beach State	0-1	South Carolina State	1-0
Campbell	2-1	Longwood	2-0	South Dakota	2-0
Canisius	10-1	Louisiana	0-1	South Dakota State	0-2
Central Arkansas	1-0	Louisiana-Monroe	1-0	St. Francis, Pa.	1-0
Central Michigan	1-0	Louisiana Tech	1-0	St. John's	0-1
Charleston	0-1	Louisville	0-1	Stetson	1-0
Chattanooga	5-6	Loyola	7-4	Stanford	1-2
Chicago State	2-0	Manhattan	11-3	Stony Brook	1-0
Cincinnati	2-0	Marist	7-4	Syracuse	1-4
Clemson	0-1	Marquette	1-2	TCU	0-1
Coastal Carolina	2-1	Maryland	7-7	Temple	1-2
College of Charleston	1-4	Maryland Baltimore County	1-0	Tennessee	0-3
Colorado	1-0	Maryland Eastern Shore	1-0	Tennessee State	2-0
Columbia	2-1	Massachusetts	0-1	Tennessee Tech	1-0
Connecticut	1-1	Memphis	0-3	Texas	0-1
Coppin State	2-0	Michigan	9-11	Texas A&M	0-1
Cornell	1-1	Michigan State	6-14	Texas A&M-CC	1-0
Creighton	0-1	Middle Tennessee	1-1	Texas-Pan American	1-0
Dartmouth	2-0	Minnesota	12-11	Texas-Rio Grande Valley	1-0
Davidson	7-7	Missouri	0-1	Texas Tech	1-0
Dayton	2-1	Monmouth	1-0	The Citadel	5-1
Delaware	5-4	Montreat	1-0	Towson State	7-0
Delaware State	1-0	Mount St. Mary's	1-0	UAB	1-1
DePaul	0-1	Muhlenberg	3-0	UNC Asheville	2-0
Dickinson	2-0	N.C. Central	2-0	UNC Wilmington	1-0
Drake	5-0	N.C. State	0-1	Utah State	1-0
Drexel	2-5	Nebraska	13-6	UTEP	1-0
Duke	0-1	New Mexico	0-1	Vanderbilt	1-1
East Carolina	1-1	Niagara	9-3	Vermont	1-0
East Tennessee State	4-8	NJIT	2-0	Villanova	0-4
Elon	4-3	Norfolk State	3-1	Virginia	2-0
Evansville	0-1	North Dakota State	1-0	Virginia Tech	0-2
Fairfield	10-5	North Carolina	2-0	VMI	7-1
Farleigh Dickinson	2-0	North Carolina A&T	3-1	Wagner	1-0
Florida Southern	1-0	North Dakota	1-0	Wake Forest	0-3
Florida State	1-0	North Florida	2-0	West Virginia	0-2
Fordham	1-0	Northeastern	2-1	Western Carolina	8-6
Furman	3-4	Northwestern	15-7	Western Illinois	3-0
Gardner-Webb	2-0	Northern Illinois	4-0	Western Michigan	1-0
Georgia Southern	3-4	Northern Iowa	5-3	Western Kentucky	1-0
Georgia Tech	0-2	Notre Dame	1-2	Wichita State	1-2
Gonzaga	0-2	Ohio State	9-11	Wilkes	1-0
Grambling State	1-0	Oklahoma State	0-1	William & Mary	1-0
Grand Canyon	1-0	Omaha	1-1	Winthrop	2-0
Green Bay	1-0	Oral Roberts	1-0	Wisconsin	9-11
Greensboro College	1-0	Oregon	1-2	Wofford	6-3
Guilford	4-0	Penn	2-1	Xavier	1-1
Hampton	1-0	Penn State	13-8	Youngstown	1-0
Harvard	3-0	Pepperdine	1-0	Totals	493-339
High Point	0-2	Pittsburgh	1-1		



FRAN MCCAFFERY'S GAME-BY-GAME RECORD

LEHIGH

1985-86 (13-15, 6-8)

Date	Opponent	W/L	Score	Location
Nov. 25	Kenyon	W	83-53	Bethlehem, PA
Nov. 26	at Princeton	L	67-69	Princeton, NJ
Nov. 30	at Siena	L	57-71	Albany, NY
Dec. 4	Manhattan	W	85-69	Bethlehem, PA
Dec. 6	vs. UAB (HC)	L	61-71	Iowa City, IA
Dec. 7	at Iowa (HC)	L	68-89	Iowa City, IA
Dec. 11	Dickinson	W	93-68	Bethlehem, PA
Dec. 30	Muhlenberg	W	86-72	Bethlehem, PA
Jan. 2	at Columbia	W	90-84	New York, NY
Jan. 4	Drexel	W	79-66	Bethlehem, PA
Jan. 6	at Harvard	W	82-75	Boston, MA
Jan. 11	Lafayette	W	82-72	Bethlehem, PA
Jan. 13	Fairfield	L	68-71	Bethlehem, PA
Jan. 18	at Towson State	W	70-69	Towson, MD
Jan. 20	Robert Morris	W	54-53	Bethlehem, PA
Jan. 22	Delaware	L	70-71	Bethlehem, PA
Jan. 25	at Rider	L	68-69	Lawrenceville, NJ
Jan. 29	Bucknell	W	85-75	Bethlehem, PA
Feb. 1	Hofstra	L	74-77	Bethlehem, PA
Feb. 5	at Drexel	L	77-84	Philadelphia, PA
Feb. 8	at Lafayette	L	79-80	Easton, PA
Feb. 10	Towson State	W	71-54	Bethlehem, PA
Feb. 12	Marquette	L	63-77	Bethlehem, PA
Feb. 15	at Delaware	L	73-89	Newark, DE
Feb. 19	Rider	W	80-77 (ot)	Bethlehem, PA
Feb. 22	at Bucknell	L	80-84	Lewisburg, PA
Feb. 24	at Hofstra	L	60-62	Hempstead, NY
Mar. 1	vs. Lafayette (ECCT)	L	57-58	Towson, MD

1986-87 (15-14, 8-6)

Date	Opponent	W/L	Score	Location
Nov. 29	Harvard	W	99-98 (ot)	Bethlehem, PA
Dec. 1	Dickinson	W	69-52	Bethlehem, PA
Dec. 3	at Marquette	L	66-83	Milwaukee, WI
Dec. 8	Princeton	L	62-72	Bethlehem, PA
Dec. 10	at Penn State	W	73-70	University Park, PA
Dec. 22	Muhlenberg	W	92-71	Bethlehem, PA
Dec. 29	vs. Texas A&M (MC)	L	60-80	Storrs, CT
Dec. 30	at Connecticut (MC)	L	57-71	Storrs, CT
Jan. 2	vs. St. Francis, Pa. (WLKF)	W	74-72	Lakeland, FL
Jan. 3	at Florida Southern (WLKF)	W	74-72 (ot)	Lakeland, FL
Jan. 6	Columbia	L	78-90	Bethlehem, PA
Jan. 8	at Fairfield	L	63-64	Fairfield, CT
Jan. 12	at Wake Forest	L	51-74	Winston-Salem, NC
Jan. 14	Hofstra	W	80-68	Bethlehem, PA
Jan. 17	at Drexel	L	74-76	Philadelphia, PA
Jan. 24	Towson State	W	77-75	Bethlehem, PA
Jan. 28	at Delaware	W	65-60	Newark, DE
Jan. 31	Rider	W	93-90 (ot)	Bethlehem, PA
Feb. 2	at Lafayette	W	83-77	Easton, PA
Feb. 4	Bucknell	L	87-92	Bethlehem, PA
Feb. 7	at Hofstra	L	69-71	Hempstead, NY
Feb. 11	Drexel	L	67-70	Bethlehem, PA
Feb. 14	Lafayette	W	79-78	Bethlehem, PA
Feb. 18	at Towson State	W	83-76	Towson, MD
Feb. 21	Delaware	W	98-79	Bethlehem, PA
Feb. 24	at Rider	L	76-82	Lawrenceville, NJ
Feb. 28	at Bucknell	L	70-72	Lewisburg, PA
Mar. 6	vs. Drexel (ECCT)	W	109-98 (2 ot)	Towson, MD
Mar. 7	vs. Bucknell (ECCT)	L	100-103 (2 ot)	Towson, MD

1987-88 (21-10, 8-6)

Date	Opponent	W/L	Score	Location
Nov. 28	at Penn	W	96-75	Philadelphia, PA
Nov. 30	at Vanderbilt	L	91-102	Nashville, TN
Dec. 2	Muhlenberg	W	109-82	Bethlehem, PA
Dec. 4	at Nebraska (CC)	L	66-71	Lincoln, NE
Dec. 5	vs. Ball State (CC)	W	72-64	Lincoln, NE
Dec. 7	Penn State	W	79-72	Bethlehem, PA
Dec. 9	at Princeton	L	82-95	Princeton, NJ
Dec. 23	Wilkes	W	116-64	Bethlehem, PA
Dec. 29	at Rider	L	82-89	Lawrenceville, NJ
Dec. 30	Monmouth	W	72-59	Bethlehem, PA
Jan. 2	Fairfield	W	100-77	Bethlehem, PA
Jan. 5	at Columbia	W	77-65	New York, NY
Jan. 7	Brown	W	102-92	Bethlehem, PA
Jan. 9	at Bucknell	W	83-76	Lewisburg, PA
Jan. 12	at Harvard	W	62-59	Boston, MA
Jan. 16	Rider	W	91-65	Bethlehem, PA
Jan. 20	at Hofstra	W	77-63	Hempstead, NY
Jan. 23	Drexel	L	85-91	Bethlehem, PA
Jan. 27	Lafayette	L	64-66	Bethlehem, PA
Jan. 30	at Towson State	W	71-65	Towson, MD
Feb. 3	Delaware	W	86-75	Bethlehem, PA
Feb. 10	Bucknell	W	79-72	Bethlehem, PA
Feb. 13	Hofstra	W	96-72	Bethlehem, PA
Feb. 17	at Drexel	L	86-94	Philadelphia, PA
Feb. 20	at Lafayette	L	68-73	Easton, PA
Feb. 24	Towson State	W	77-63	Bethlehem, PA
Feb. 27	at Delaware	L	67-79	Newark, DE
Mar. 5	vs. Bucknell (ECCT)	W	83-79	Towson, MD
Mar. 6	vs. Lafayette (ECCT)	W	67-65	Towson, MD
Mar. 8	at Towson State (ECCT)	W	84-78	Towson, MD
Mar. 18	vs. Temple (NCAA)	L	73-87	Hartford, CT

UNC-GREENSBORO

1999-00 (15-13, 9-7)

Date	Opponent	W/L	Score	Location
Nov. 20	at James Madison	L	64-77	Harrisonburg, VA
Nov. 27	Northeastern	W	70-56	Greensboro, NC
Nov. 29	Elon	W	77-66	Greensboro, NC
Dec. 1	at Coastal Carolina	W	78-76	Conway, SC
Dec. 4	Guilford	W	88-63	Greensboro, NC
Dec. 6	Norfolk State	W	80-74	Greensboro, NC
Dec. 15	at Wake Forest (25th)	L	62-71	Winston-Salem, NC
Dec. 18	at Evansville	L	42-71	Evansville, IN
Dec. 21	at Winthrop	W	93-88 (2 ot)	Rock Hill, SC
Dec. 28	at Georgia Tech	L	73-97	Atlanta, GA
Jan. 4	VMI	W	82-71	Greensboro, NC
Jan. 8	Davidson	W	63-60	Greensboro, NC
Jan. 10	at Georgia Southern	L	71-78	Statesboro, GA
Jan. 15	at Western Carolina	L	81-87	Cullowhee, NC
Jan. 17	East Tennessee State	L	58-60	Greensboro, NC
Jan. 19	North Carolina AT&T	L	71-80	Greensboro, NC
Jan. 22	College of Charleston	L	59-73	Greensboro, NC
Jan. 24	at VMI	W	75-61	Lexington, VA
Jan. 29	at Davidson	W	77-55	Davidson, NC
Jan. 31	Furman	W	79-69	Greensboro, NC
Feb. 3	at Wofford	L	63-76	Spartanburg, SC
Feb. 9	at Appalachian State	L	66-81	Boone, NC
Feb. 12	at Chattanooga	W	74-70	Chattanooga, TN
Feb. 14	Western Carolina	W	75-53	Greensboro, NC
Feb. 19	at East Tennessee State	W	81-78	Johnson City, TN
Feb. 22	Appalachian State	L	69-78	Greensboro, NC
Feb. 26	The Citadel	W	75-58	Greensboro, NC
Mar. 2	vs. Furman (SC)	L	61-77	Greenville, SC



2000-01 (19-12, 10-6)

Date	Opponent	W/L	Score	Location
Nov. 17	at Minnesota	L	61-81	Minneapolis, MN
Nov. 21	Guilford	W	81-54	Greensboro, NC
Nov. 25	at West Virginia	L	71-85	Morgantown, WV
Dec. 1	at Northeastern	L	77-89	Boston, MA
Dec. 3	at Saint Peter's	W	79-73	Jersey City, NJ
Dec. 5	at NC State	L	76-77	Raleigh, NC
Dec. 9	at Norfolk State	W	82-70	Norfolk, VA
Dec. 22	Winthrop	W	78-63	Greensboro, NC
Dec. 28	at East Carolina	L	92-104	Greenville, NC
Dec. 31	UNC Asheville	W	77-76 (ot)	Greensboro, NC
Jan. 3	at The Citadel	L	68-70	Charleston, SC
Jan. 6	Davidson	W	69-68	Greensboro, NC
Jan. 8	Appalachian State	W	78-62	Greensboro, NC
Jan. 13	at Furman	L	52-70	Greenville, SC
Jan. 15	at VMI	W	73-69	Lexington, VA
Jan. 17	North Carolina AT&T	W	67-55	Greensboro, NC
Jan. 20	Chattanooga	W	84-83	Greensboro, NC
Jan. 22	Wofford	W	80-56	Greensboro, NC
Jan. 27	at Davidson	W	63-61	Davidson, NC
Jan. 29	East Tennessee State	W	77-67	Greensboro, NC
Feb. 3	at College of Charleston	L	70-77	Charleston, SC
Feb. 5	VMI	W	79-58	Greensboro, NC
Feb. 10	Western Carolina	W	95-81	Greensboro, NC
Feb. 13	at East Tennessee State	L	75-84	Johnson City, TN
Feb. 17	Georgia Southern	L	68-72	Greensboro, NC
Feb. 19	at Appalachian State	W	63-60	Boone, NC
Feb. 24	at Western Carolina	L	58-63	Cullowhee, NC
Mar. 2	vs. Western Carolina (SC)	W	91-69	Greenville, SC
Mar. 3	vs. Davidson (SC)	W	73-68	Greenville, SC
Mar. 4	vs. Chattanooga (SC)	W	67-66	Greenville, SC
Mar. 15	vs. Stanford (NCAA, 2nd)	L	60-89	San Diego, CA

2001-02 (20-11, 11-5)

Date	Opponent	W/L	Score	Location
Nov. 19	at UNC Asheville	W	75-49	Asheville, NC
Nov. 24	at Middle Tennessee	L	58-74	Murfreesboro, TN
Nov. 27	at Elon	W	70-55	Elon, NC
Dec. 1	Saint Peter's	W	77-61	Greensboro, NC
Dec. 5	East Carolina	W	56-54	Greensboro, NC
Dec. 8	Delaware	W	65-50	Greensboro, NC
Dec. 10	at Arkansas	L	74-89	Fayetteville, AR
Dec. 20	Norfolk State	W	84-69	Greensboro, NC
Dec. 22	at New Mexico	L	69-83	Albuquerque, NM
Dec. 29	at Ohio State	L	54-85	Columbus, OH
Jan. 2	at Chattanooga	L	74-77	Chattanooga, TN
Jan. 5	Appalachian State	W	87-63	Greensboro, NC
Jan. 8	at VMI	W	80-74	Lexington, VA
Jan. 12	at Georgia Southern	W	79-67	Statesboro, GA
Jan. 14	East Tennessee State	W	104-92	Greensboro, NC
Jan. 16	North Carolina AT&T	W	85-67	Greensboro, NC
Jan. 19	at Western Carolina	L	77-87	Cullowhee, NC
Jan. 23	Davidson	L	57-58	Greensboro, NC
Jan. 26	at Wofford	W	81-76	Spartanburg, SC
Jan. 28	College of Charleston	W	63-52	Greensboro, NC
Feb. 2	Western Carolina	W	80-75	Greensboro, NC
Feb. 5	at Davidson	L	48-53	Davidson, NC
Feb. 9	The Citadel	W	81-68	Greensboro, NC
Feb. 12	at East Tennessee State	L	76-90	Johnson City, TN
Feb. 16	VMI	W	74-71	Lexington, VA
Feb. 18	at Appalachian State	W	83-68	Boone, NC
Feb. 23	Furman	W	70-67	Greenville, SC
Feb. 28	vs. Wofford (SC)	W	70-41	N. Charleston, SC
Mar. 1	vs. Chattanooga (SC)	W	67-57	N. Charleston, SC
Mar. 2	vs. Davidson (SC)	L	58-68	N. Charleston, SC
Mar. 14	at Memphis (NIT)	L	62-82	Memphis, TN

2002-03 (7-22, 3-13)

Date	Opponent	W/L	Score	Location
Nov. 19	Wagner	W	84-65	Greensboro, NC
Nov. 22	at Kansas (2nd)	L	66-105	Lawrence, KS
Nov. 25	American	W	80-79	Greensboro, NC
Nov. 30	Middle Tennessee	W	70-58	Greensboro, NC
Dec. 3	at Alabama (3rd)	L	61-89	Tuscaloosa, AL
Dec. 7	at West Virginia	L	54-65	Morgantown, WV
Dec. 10	at Syracuse	L	65-92	Syracuse, NY
Dec. 15	Elon	L	57-58	Greensboro, NC
Dec. 19	at Delaware	L	71-74	Newark, DE
Dec. 21	at Norfolk State	L	70-75	Norfolk, VA
Dec. 31	at High Point	L	74-81	High Point, NC
Jan. 4	at East Tennessee State	L	94-96 (ot)	Johnson City, TN
Jan. 7	Chattanooga	L	56-72	Greensboro, NC
Jan. 11	at Appalachian State	L	60-91	Boone, NC
Jan. 13	VMI	W	76-57	Greensboro, NC
Jan. 18	Georgia Southern	L	78-83	Greensboro, NC
Jan. 22	Guilford	W	83-71	Greensboro, NC
Jan. 25	at Davidson	L	72-83	Davidson, NC
Jan. 27	Western Carolina	L	62-63	Greensboro, NC
Feb. 1	Wofford	W	85-79	Greensboro, NC
Feb. 3	at College of Charleston	L	69-71	Charleston, SC
Feb. 8	at Western Carolina	L	63-75	Cullowhee, NC
Feb. 11	Davidson	L	77-84	Greensboro, NC
Feb. 15	at The Citadel	W	67-66	Charleston, SC
Feb. 17	East Tennessee State	L	73-75	Greensboro, NC
Feb. 22	at VMI	L	60-61	Lexington, VA
Feb. 24	Appalachian State	L	68-71	Greensboro, NC
Feb. 27	at Furman	L	74-78 (ot)	Greenville, SC
Mar. 5	vs. Wofford (SC)	L	73-77	N. Charleston, SC

2003-04 (11-17, 7-9)

Date	Opponent	W/L	Score	Location
Nov. 21	at Indiana	L	64-71	Bloomington, IN
Nov. 25	at Campbell	W	78-66	Buies Creek, NC
Nov. 29	Greensboro College	W	69-41	Greensboro, NC
Dec. 3	Furman	W	73-65	Greensboro, NC
Dec. 6	at American	L	45-65	Washington, DC
Dec. 9	Campbell	W	79-61	Greensboro, NC
Dec. 13	High Point	L	72-85	Greensboro, NC
Dec. 18	at Coastal Carolina	L	72-77	Conway, SC
Dec. 21	at Missouri (10th)	L	98-106	Columbia, MO
Dec. 23	at Maryland (24th)	L	58-85	College Park, MD
Dec. 28	at Villanova	L	63-84	Villanova, PA
Jan. 5	at Chattanooga	L	70-76	Chattanooga, TN
Jan. 10	East Tennessee State	L	68-72	Greensboro, NC
Jan. 13	College of Charleston	L	70-72	Greensboro, NC
Jan. 17	at Appalachian State	W	74-61	Boone, NC
Jan. 19	at Western Carolina	L	69-80	Cullowhee, NC
Jan. 24	The Citadel	W	75-66	Greensboro, NC
Jan. 31	at Davidson	L	69-80	Davidson, NC
Feb. 2	at East Tennessee State	L	65-86	Johnson City, TN
Feb. 7	Elon	W	67-53	Greensboro, NC
Feb. 9	at Wofford	W	85-80	Spartanburg, SC
Feb. 14	Chattanooga	L	74-87	Greensboro, NC
Feb. 17	Appalachian State	L	60-82	Greensboro, NC
Feb. 21	at Georgia Southern	W	80-79	Statesboro, GA
Feb. 23	Western Carolina	W	78-65	Greensboro, NC
Feb. 25	Liberty	W	74-63	Greensboro, NC
Feb. 28	at Elon	L	108-112 (3 ot)	Elon, NC
Mar. 3	vs. Wofford (SC)	L	82-85 (ot)	N. Charleston, SC

**2004-05 (18-12, 9-7)**

Date	Opponent	W/L	Score	Location
Nov. 19	Montreat	W	98-67	Greensboro, NC
Nov. 23	Coastal Carolina	W	79-73	Greensboro, NC
Nov. 27	at Duke (9th)	L	44-98	Durham, NC
Nov. 30	Bridgewater	W	92-55	Greensboro, NC
Dec. 3	vs. Southern Mississippi (HC)	W	79-78	Iowa City, IA
Dec. 4	at Iowa (HC, 23rd)	L	58-83	Iowa City, IA
Dec. 16	Guilford	W	96-65	Greensboro, NC
Dec. 18	at Liberty	W	74-69	Lynchburg, VA
Dec. 20	William & Mary	W	84-62	Greensboro, NC
Dec. 23	at Wisconsin	L	53-85	Madison, WI
Dec. 29	at Minnesota	L	59-94	Minneapolis, MN
Jan. 5	Wofford	W	61-44	Greensboro, NC
Jan. 8	at Appalachian State	W	84-77	Boone, NC
Jan. 10	at Furman	L	65-82	Greenville, SC
Jan. 15	Western Carolina	W	66-54	Greensboro, NC
Jan. 18	East Tennessee State	W	79-76 (ot)	Greensboro, NC
Jan. 22	at The Citadel	W	78-68	Charleston, SC
Jan. 24	at College of Charleston	L	67-79	Charleston, SC
Jan. 29	Chattanooga	W	62-57	Greensboro, NC
Jan. 31	at Elon	L	50-54	Elon, NC
Feb. 5	Davidson	L	69-78	Greensboro, NC
Feb. 8	Georgia Southern	L	79-85	Greensboro, NC
Feb. 12	at East Tennessee State	L	78-105	Johnson City, TN
Feb. 14	at Chattanooga	L	68-82	Chattanooga, TN
Feb. 19	Appalachian State	W	92-73	Greensboro, NC
Feb. 22	Elon	W	69-60	Greensboro, NC
Feb. 25	at Western Carolina	W	79-76	Cullowhee, NC
Mar. 3	vs. Georgia Southern (SC)	W	73-71	Chattanooga, TN
Mar. 4	vs. Davidson (SC)	W	73-68	Chattanooga, TN
Mar. 5	at Chattanooga (SC)	L	62-66	Chattanooga, TN

SIENA**2005-06 (15-13, 10-8)**

Date	Opponent	W/L	Score	Location
Nov. 21	at Penn	L	77-82	Philadelphia, PA
Nov. 25	at Syracuse	L	77-96	Syracuse, NY
Nov. 28	Fordham	W	64-54	Albany, NY
Dec. 1	Holy Cross	W	68-63	Albany, NY
Dec. 3	Albany	W	82-74 (ot)	Albany, NY
Dec. 9	at Niagara	W	76-75	Niagara, NY
Dec. 11	at Canisius	L	50-67	Buffalo, NY
Dec. 23	at Massachusetts	L	69-78	Amherst, MA
Dec. 28	Youngstown	W	75-67	Albany, NY
Jan. 2	at Vermont	W	76-65	Burlington, VT
Jan. 5	at Fairfield	L	79-81	Fairfield, CT
Jan. 7	Rider	W	85-62	Albany, NY
Jan. 13	Marist	L	77-85	Albany, NY
Jan. 15	at Manhattan	L	74-77	Riverdale, NY
Jan. 19	Saint Peter's	W	77-69	Albany, NY
Jan. 22	Canisius	W	76-55	Albany, NY
Jan. 24	Iona	L	78-85	Albany, NY
Jan. 28	at Marist	L	75-82	Poughkeepsie, NY
Jan. 30	Manhattan	L	58-63	Albany, NY
Feb. 2	at Loyola	W	89-83	Baltimore, MD
Feb. 4	at Saint Peter's	L	63-81	Jersey City, NJ
Feb. 7	Fairfield	W	58-47	Albany, NY
Feb. 12	at Rider	W	92-73	Lawrenceville, NJ
Feb. 14	Loyola	W	85-69	Albany, NY
Feb. 18	at Hofstra	L	62-76	Hempstead, NY
Feb. 23	at Iona	W	82-76	New Rochelle, NY
Feb. 25	Niagara	W	98-92 (2 ot)	Albany, NY
Mar. 4	Saint Peter's (MAAC)	L	62-63	Albany, NY

2006-07 (20-12, 12-6)

Date	Opponent	W/L	Score	Location
Nov. 11	at Stanford	L	72-92	Stanford, CA
Nov. 18	at Holy Cross	L	57-65	Worcester, MA
Nov. 22	at Dartmouth	W	83-69	Hanover, NH
Nov. 27	at NJIT	W	64-40	Newark, NJ
Nov. 29	Hofstra	L	80-84	Albany, NY
Dec. 2	Albany	W	76-75 (2 ot)	Albany, NY
Dec. 6	Niagara	W	81-69	Albany, NY
Dec. 9	Rider	W	87-79	Albany, NY
Dec. 23	at Buffalo	L	64-69	Buffalo, NY
Dec. 28	Tennessee State	W	81-69	Albany, NY
Dec. 30	at Maryland	L	75-94	College Park, MD
Jan. 3	at Canisius	W	78-60	Buffalo, NY
Jan. 5	at Niagara	W	92-81	Niagara, NY
Jan. 9	Loyola	L	87-94 (ot)	Albany, NY
Jan. 11	Canisius	W	70-48	Albany, NY
Jan. 15	Marist	L	75-84 (ot)	Albany, NY
Jan. 19	Fairfield	L	67-72	Albany, NY
Jan. 21	at Manhattan	W	80-69	Riverdale, NY
Jan. 23	NJIT	W	87-63	Albany, NY
Jan. 27	at Rider	L	78-84	Lawrenceville, NJ
Jan. 29	at Loyola	L	71-72	Baltimore, MD
Feb. 1	Iona	W	61-60	Albany, NY
Feb. 4	Saint Peter's	W	66-50	Albany, NY
Feb. 9	at Iona	W	71-53	New Rochelle, NY
Feb. 11	at Saint Peter's	W	82-65	Jersey City, NJ
Feb. 14	at Fairfield	W	69-64	Fairfield, CT
Feb. 17	James Madison (BB)	W	77-66	Albany, NY
Feb. 22	Manhattan	W	78-61	Albany, NY
Feb. 24	at Marist	L	88-98 (ot)	Poughkeepsie, NY
Mar. 3	vs. Manhattan (MAAC)	W	75-72	Bridgeport, CT
Mar. 4	vs. Marist (MAAC)	W	86-78	Bridgeport, CT
Mar. 5	vs. Niagara (MAAC)	L	79-83	Bridgeport, CT

2007-08 (23-11, 13-5)

Date	Opponent	W/L	Score	Location
Nov. 9	at James Madison	L	88-100	Harrisonburg, VA
Nov. 12	at Syracuse (NIT)	L	89-97	Syracuse, NY
Nov. 13	Farleigh Dickinson (NIT)	W	88-66	Syracuse, NY
Nov. 17	Stanford (20th)	W	79-67	Albany, NY
Nov. 25	at Cornell	L	77-83	Ithaca, NY
Dec. 1	Albany	W	75-71	Albany, NY
Dec. 7	at Fairfield	W	74-61	Fairfield, CT
Dec. 9	Iona	W	81-76	Albany, NY
Dec. 22	Holy Cross	W	84-77	Albany, NY
Dec. 28	Saint Joseph's	L	68-74	Albany, NY
Dec. 31	Dartmouth	W	89-54	Albany, NY
Jan. 3	at Memphis	L	58-102	Memphis, TN
Jan. 6	Saint Peter's	W	79-56	Albany, NY
Jan. 8	Fairfield	L	52-53	Albany, NY
Jan. 11	at Niagara	W	94-84	Niagara, NY
Jan. 13	at Canisius	W	72-44	Buffalo, NY
Jan. 17	Manhattan	W	69-56	Albany, NY
Jan. 21	Canisius	W	77-49	Albany, NY
Jan. 24	at Loyola	L	56-85	Baltimore, MD
Jan. 27	at Iona	W	64-51	New Rochelle, NY
Feb. 2	Rider	L	75-89	Albany, NY
Feb. 4	Marist	W	76-72	Albany, NY
Feb. 8	at Marist	W	97-88 (ot)	Poughkeepsie, NY
Feb. 10	at Rider	W	80-77	Lawrenceville, NJ
Feb. 16	Loyola	L	76-83	Albany, NY
Feb. 18	at Manhattan	L	72-73	Riverdale, NY
Feb. 23	at Boise State (BB)	W	93-70	Boise, ID
Feb. 29	Niagara	W	94-78	Albany, NY



Mar. 2	at Saint Peter's	W	77-64	Jersey City, NJ
Mar. 8	Manhattan (MAAC)	W	66-58	Albany, NY
Mar. 9	Loyola (MAAC)	W	65-63	Albany, NY
Mar. 10	Rider (MAAC)	W	74-53	Albany, NY
Mar. 21	vs. Vanderbilt (NCAA, 16th)	W	83-62	Tampa, FL
Mar. 23	vs. Villanova (NCAA)	L	72-84	Tampa, FL

2008-09 (27-8, 16-2)

Date	Opponent	W/L	Score	Location
Nov. 17	Boise State	W	82-52	Albany, NY
Nov. 22	Cornell	W	74-56	Albany, NY
Nov. 27	vs. Tennessee (OSC, 12th)	L	64-78	Lake Buena Vista, FL
Nov. 28	vs. Wichita State (OSC)	L	70-72	Lake Buena Vista, FL
Nov. 30	vs. Oklahoma State (OSC)	L	68-77	Lake Buena Vista, FL
Dec. 3	at Loyola	W	75-68	Baltimore, MD
Dec. 6	Albany	W	71-64	Albany, NY
Dec. 9	Marist	W	77-60	Albany, NY
Dec. 17	at Pittsburgh (3rd)	L	66-79	Pittsburgh, PA
Dec. 23	Buffalo	W	71-60	Albany, NY
Dec. 28	at Saint Joseph's	W	75-74	Philadelphia, PA
Dec. 30	at Holy Cross	W	83-71	Worcester, MA
Jan. 1	Fairfield	W	87-81	Albany, NY
Jan. 4	Saint Peter's	W	65-52	Albany, NY
Jan. 6	at Kansas	L	84-91	Lawrence, KS
Jan. 9	Rider	W	91-81	Albany, NY
Jan. 11	at Manhattan	W	68-64	Riverdale, NY
Jan. 15	at Marist	W	91-85 (ot)	Poughkeepsie, NY
Jan. 17	at Fairfield	W	78-62	Fairfield, CT
Jan. 24	Niagara	W	82-65	Albany, NY
Jan. 26	Iona	W	69-68	Albany, NY
Jan. 29	Canisius	W	91-73	Albany, NY
Feb. 2	at Saint Peter's	W	74-63	Jersey City, NJ
Feb. 7	at Rider	L	88-90	Lawrenceville, NJ
Feb. 9	Loyola	W	73-60	Albany, NY
Feb. 12	Manhattan	W	93-69	Albany, NY
Feb. 16	at Iona	W	75-60	New Rochelle, NY
Feb. 21	Northern Iowa (BB)	W	81-75	Albany, NY
Feb. 27	at Niagara	L	85-100	Niagara, NY
Mar. 1	at Canisius	W	78-74	Buffalo, NY
Mar. 7	Canisius (MAAC)	W	77-52	Albany, NY
Mar. 8	Fairfield (MAAC)	W	80-65	Albany, NY
Mar. 9	Niagara (MAAC)	W	77-70	Albany, NY
Mar. 20	vs. Ohio State (NCAA)	W	74-72 (2 ot)	Dayton, OH
Mar. 22	vs. Louisville (NCAA, 1st)	L	72-79	Dayton, OH

2009-10 (27-7, 17-1)

Date	Opponent	W/L	Score	Location
Nov. 13	at Tennessee State	W	85-69	Nashville, TN
Nov. 17	Northeastern	W	59-53	Albany, NY
Nov. 21	at Temple	L	69-73	Philadelphia, PA
Nov. 24	Delaware	W	90-56	Albany, NY
Nov. 27	vs. St. John's (PHC)	L	68-77	Philadelphia, PA
Nov. 28	vs. Brown (PHC)	W	99-79	Philadelphia, PA
Dec. 2	at Georgia Tech (23rd)	L	61-74	Atlanta, GA
Dec. 5	Albany	W	83-54	Albany, NY
Dec. 7	at Iona	W	73-60	New Rochelle, NY
Dec. 12	at UNI	L	65-82	Cedar Falls, IA
Dec. 23	Rider	W	84-62	Albany, NY
Dec. 29	Saint Joseph's	W	92-75	Albany, NY
Dec. 31	Saint Peter's	W	64-53	Albany, NY
Jan. 2	Mount St. Mary's	W	79-76 (ot)	Albany, NY
Jan. 4	at Loyola	W	76-56	Baltimore, MD
Jan. 9	Niagara	W	83-65	Albany, NY
Jan. 11	Canisius	W	82-70	Albany, NY

Jan. 16	at Fairfield	W	81-73	Fairfield, CT
Jan. 18	Manhattan	W	83-68	Albany, NY
Jan. 21	Loyola	W	67-61	Albany, NY
Jan. 24	at Manhattan	W	66-58	Riverdale, NY
Jan. 28	at Saint Peter's	W	66-58	Jersey City, NJ
Jan. 30	at Marist	W	79-60	Poughkeepsie, NY
Feb. 5	Iona	W	88-68	Albany, NY
Feb. 8	Fairfield	W	69-67	Albany, NY
Feb. 12	at Niagara	L	74-87	Niagara, NY
Feb. 14	at Canisius	W	74-57	Buffalo, NY
Feb. 20	at Butler (BB, 20th)	L	53-70	Indianapolis, IN
Feb. 26	at Rider	W	80-54	Lawrenceville, NJ
Feb. 28	Marist	W	76-51	Albany, NY
Mar. 6	Manhattan (MAAC)	W	78-61	Albany, NY
Mar. 7	Rider (MAAC)	W	72-62	Albany, NY
Mar. 8	Fairfield (MAAC)	W	72-65 (ot)	Albany, NY
Mar. 19	vs. Purdue (NCAA, 10th)	L	64-72	Spokane, WA

IOWA

2010-11 (11-20, 4-14)

Date	Opponent	W/L	Score	Location
Nov. 14	South Dakota State	L	69-79	Iowa City, IA
Nov. 16	UL-Monroe	W	68-40	Iowa City, IA
Nov. 19	vs. Xavier (PJ)	L	73-86	St. Thomas, USVI
Nov. 20	vs. Alabama (PJ)	W	55-47	St. Thomas, USVI
Nov. 22	vs. Long Beach State (PJ)	L	72-78	St. Thomas, USVI
Nov. 26	SIU-Edwardsville	W	111-50	Iowa City, IA
Nov. 30	at Wake Forest (ACC)	L	73-76	Winston-Salem, NC
Dec. 4	Idaho State	W	70-53	Iowa City, IA
Dec. 7	Northern Iowa	W	51-39	Iowa City, IA
Dec. 10	Iowa State	L	72-75	Iowa City, IA
Dec. 18	at Drake	W	59-52	Des Moines, IA
Dec. 21	Louisiana Tech	W	77-58	Iowa City, IA
Dec. 29	Illinois (23rd)	L	77-87	Iowa City, IA
Jan. 4	Ohio State (2nd)	L	68-73	Iowa City, IA
Jan. 9	at Purdue (10th)	L	52-75	West Lafayette, IN
Jan. 12	Northwestern	L	71-90	Iowa City, IA
Jan. 16	at Minnesota (25th)	L	59-69	Minneapolis, MN
Jan. 19	at Ohio State (1st)	L	48-70	Columbus, OH
Jan. 23	Indiana	W	91-77	Iowa City, IA
Jan. 26	at Penn State	L	51-65	State College, PA
Jan. 30	at Michigan	L	73-87	Ann Arbor, MI
Feb. 2	Michigan State	W	72-52	Iowa City, IA
Feb. 5	at Indiana	W	64-63	Bloomington, IN
Feb. 9	Wisconsin (13th)	L	59-62 (ot)	Iowa City, IA
Feb. 13	Minnesota (25th)	L	45-62	Iowa City, IA
Feb. 17	at Northwestern	L	70-73	Evanston, IL
Feb. 19	Michigan	L	72-75 (ot)	Iowa City, IA
Feb. 26	at Illinois	L	68-81	Champaign, IL
Mar. 2	at Michigan State	L	66-85	East Lansing, MI
Mar. 5	Purdue (6th)	W	67-65	Iowa City, IA
Mar. 10	vs. Michigan State (BTT)	L	61-66	Indianapolis, IN



2011-12 (18-17, 8-10)

Date	Opponent	W/L	Score	Location
Nov. 11	Chicago State	W	96-53	Iowa City, IA
Nov. 14	North Carolina A&T	W	95-79	Iowa City, IA
Nov. 17	Northern Illinois	W	88-55	Iowa City, IA
Nov. 20	vs Creighton	L	59-82	Des Moines, IA
Nov. 23	Campbell	L	61-77	Iowa City, IA
Nov. 26	IPFW	W	82-72	Iowa City, IA
Nov. 29	Clemson (ACC)	L	55-71	Iowa City, IA
Dec. 3	Brown	W	75-54	Iowa City, IA
Dec. 6	at Northern Iowa	L	60-80	Cedar Falls, IA
Dec. 9	at Iowa State	L	76-86	Ames, IA
Dec. 17	Drake	W	82-68	Iowa City, IA
Dec. 19	Central Arkansas	W	105-64	Iowa City, IA
Dec. 22	Boise State	W	81-72	Iowa City, IA
Dec. 28	Purdue	L	76-79	Iowa City, IA
Dec. 31	at Wisconsin (11th)	W	72-65	Madison, WI
Jan. 4	at Minnesota	W	64-62	Minneapolis, MN
Jan. 7	Ohio State (6th)	L	47-76	Iowa City, IA
Jan. 10	at Michigan State (10th)	L	61-95	East Lansing, MI
Jan. 14	Michigan (13th)	W	75-59	Iowa City, IA
Jan. 17	at Purdue	L	68-75	West Lafayette, IN
Jan. 26	Nebraska	L	73-79	Iowa City, IA
Jan. 29	at Indiana (16th)	L	89-103	Bloomington, IN
Feb. 1	Minnesota	W	63-59	Iowa City, IA
Feb. 4	Penn State	W	77-64	Iowa City, IA
Feb. 9	at Northwestern	L	64-83	Evanston, IL
Feb. 16	at Penn State	L	64-69	University Park, PA
Feb. 19	Indiana (18th)	W	78-66	Iowa City, IA
Feb. 23	Wisconsin (15th)	W	67-66	Iowa City, IA
Feb. 26	at Illinois	L	54-65	Champaign, IL
Feb. 29	at Nebraska	W	62-53	Lincoln, NE
Mar. 3	Northwestern	L	66-70	Iowa City, IA
Mar. 8	vs. Illinois	W	64-61	Indianapolis, IN
Mar. 9	vs. Michigan State (8th)	L	75-92	Indianapolis, IN
Mar. 13	Dayton (NIT)	W	84-75	Iowa City, IA
Mar. 18	at Oregon (NIT)	L	97-108	Eugene, OR

2012-13 (25-13, 9-9)

Date	Opponent	W/L	Score	Location
Nov. 9	UT-Pan American	W	86-55	Iowa City, IA
Nov. 12	Central Michigan	W	73-61	Iowa City, IA
Nov. 15	Howard	W	66-36	Iowa City, IA
Nov. 17	Gardner-Webb	W	65-56	Iowa City, IA
Nov. 20	vs. Western Kentucky (CAN)	W	63-55	Cancun, Mexico
Nov. 21	vs. Wichita State (CAN)	L	63-75	Cancun, Mexico
Nov. 27	at Virginia Tech (ACC)	L	79-95	Blacksburg, VA
Dec. 1	A&M-Corpus Christi	W	88-59	Iowa City, IA
Dec. 4	South Dakota	W	87-63	Iowa City, IA
Dec. 7	Iowa State	W	80-71	Iowa City, IA
Dec. 15	vs. Northern Iowa	W	80-73	Des Moines, IA
Dec. 19	South Carolina State	W	90-46	Iowa City, IA
Dec. 22	Coppin State	W	80-50	Iowa City, IA
Dec. 31	Indiana (5th)	L	65-69	Iowa City, IA
Jan. 6	at Michigan (2nd)	L	67-95	Ann Arbor, MI
Jan. 10	Michigan State (18th)	L	59-62	Iowa City, IA
Jan. 13	at Northwestern	W	70-50	Evanston, IL
Jan. 19	Wisconsin	W	70-66	Iowa City, IA
Jan. 22	at Ohio State (14th)	L	63-72	Columbus, OH
Jan. 27	at Purdue	L	62-65 (ot)	West Lafayette, IN
Jan. 31	Penn State	W	76-67	Iowa City, IA
Feb. 3	at Minnesota (23)	L	59-62	Minneapolis, MN
Feb. 6	at Wisconsin	L	70-74 (2 ot)	Madison, WI
Feb. 9	Northwestern	W	71-57	Iowa City, IA
Feb. 14	at Penn State	W	74-72	University Park, PA
Feb. 17	Minnesota	W	72-51	Iowa City, IA

Feb. 23	at Nebraska	L	60-64	Lincoln, NE
Feb. 27	Purdue	W	58-48	Iowa City, IA
Mar. 2	at Indiana (1st)	L	60-73	Bloomington, IN
Mar. 5	Illinois	W	63-55	Iowa City, IA
Mar. 9	Nebraska	W	74-60	Iowa City, IA
Mar. 14	vs. Northwestern (BTT)	W	73-59	Chicago, IL
Mar. 15	vs. Michigan State (BTT, 7th)	L	56-59	Chicago, IL
Mar. 20	Indiana State (NIT)	W	68-52	Iowa City, IA
Mar. 22	Stony Brook (NIT)	W	75-63	Iowa City, IA
Mar. 27	at Virginia (NIT)	W	75-64	Charlottesville, VA
Apr. 2	vs. Maryland (NIT)	W	71-60	New York, NY
Apr. 4	vs. Baylor (NIT)	L	54-74	New York, NY

2013-14 (20-13, 9-9)

Date	Opponent	W/L	Score	Location
Nov. 8	UNC Wilmington	W	82-39	Iowa City, IA
Nov. 10	Nebraska-Omaha	W	83-75	Iowa City, IA
Nov. 14	Maryland Eastern Shore	W	109-63	Iowa City, IA
Nov. 17	Abilene Christian	W	103-41	Iowa City, IA
Nov. 22	Penn	W	86-55	Iowa City, IA
Nov. 28	vs. Xavier (B4A)	W	77-74 (ot)	Bahamas
Nov. 29	vs. UTEP (B4A)	W	89-53	Bahamas
Nov. 30	vs. Villanova (B4A)	L	83-88 (ot)	Bahamas
Dec. 3	Notre Dame (ACC)	W	98-93	Iowa City, IA
Dec. 7	vs. Drake (BF)	W	83-66	Des Moines, IA
Dec. 9	Fairleigh Dickinson	W	92-59	Iowa City, IA
Dec. 13	at Iowa State (16th)	L	82-85	Ames, IA
Dec. 22	Arkansas Pine Bluff	W	86-61	Iowa City, IA
Dec. 31	Nebraska	W	67-57	Iowa City, IA
Jan. 5	at Wisconsin (4th)	L	71-75	Madison, WI
Jan. 9	Northwestern	W	93-67	Iowa City, IA
Jan. 12	at Ohio State (3rd)	W	84-74	Columbus, OH
Jan. 19	Minnesota	W	94-73	Iowa City, IA
Jan. 22	at Michigan (21st)	L	67-75	Ann Arbor, MI
Jan. 25	at Northwestern	W	76-50	Evanston, IL
Jan. 28	Michigan State (6th)	L	69-71 (ot)	Iowa City, IA
Feb. 1	at Illinois	W	81-74	Champaign, IL
Feb. 4	Ohio State (25th)	L	69-76	Iowa City, IA
Feb. 8	Michigan (10th)	W	85-67	Iowa City, IA
Feb. 15	at Penn State	W	82-70	University Park, PA
Feb. 22	Wisconsin (16th)	L	74-79	Iowa City, IA
Feb. 25	at Minnesota	L	89-95	Minneapolis, MN
Feb. 27	at Indiana	L	86-93	Bloomington, IN
Mar. 2	Purdue	W	83-76	Iowa City, IA
Mar. 6	at Michigan State (22nd)	L	76-86	East Lansing, MI
Mar. 8	Illinois	L	63-66	Iowa City, IA
Mar. 13	vs. Northwestern (BTT)	L	62-67	Indianapolis, IN
Mar. 19	vs. Tennessee (NCAA)	L	65-78 (ot)	Dayton, OH

2014-15 (22-12, 12-6)

Date	Opponent	W/L	Score	Location
Nov. 14	Hampton	W	90-56	Iowa City, IA
Nov. 17	North Dakota State	W	87-56	Iowa City, IA
Nov. 20	vs. Texas (2K, 10th)	L	57-71	New York, NY
Nov. 21	vs. Syracuse (2K, 23rd)	L	63-66	New York, NY
Nov. 24	Pepperdine	W	72-61	Iowa City, IA
Nov. 26	Northern Illinois	W	70-49	Iowa City, IA
Nov. 29	Longwood	W	77-44	Iowa City, IA
Dec. 3	at North Carolina (ACC, 12th)	W	60-55	Chapel Hill, NC
Dec. 6	UM-Baltimore County	W	77-47	Iowa City, IA
Dec. 9	Alcorn State	W	67-44	Iowa City, IA
Dec. 12	Iowa State (13th)	L	75-90	Iowa City, IA
Dec. 20	vs. Northern Iowa (BF)	L	44-56	Des Moines, IA
Dec. 30	at Ohio State (18th)	W	71-65	Columbus, OH
Jan. 5	Nebraska	W	70-59	Iowa City, IA
Jan. 8	Michigan State	L	61-75	Iowa City, IA



Jan. 13	at Minnesota	W	77-75	Minneapolis, MN
Jan. 17	Ohio State (25th)	W	76-67	Iowa City, IA
Jan. 20	at Wisconsin (5th)	L	50-82	Madison, WI
Jan. 24	at Purdue	L	63-67	West Lafayette, IN
Jan. 31	Wisconsin (5th)	L	63-74	Iowa City, IA
Feb. 5	at Michigan	W	72-54	Ann Arbor, MI
Feb. 8	Maryland (16th)	W	71-55	Iowa City, IA
Feb. 12	Minnesota	L	59-64	Iowa City, IA
Feb. 15	at Northwestern	L	61-66 (ot)	Evanston, IL
Feb. 19	Rutgers	W	81-47	Iowa City, IA
Feb. 22	at Nebraska	W	74-46	Lincoln, NE
Feb. 25	Illinois	W	68-60	Iowa City, IA
Feb. 28	at Penn State	W	81-77 (ot)	University Park, PA
Mar. 3	at Indiana	W	77-63	Bloomington, IN
Mar. 7	Northwestern	W	69-52	Iowa City, IA
Mar. 12	vs. Penn State (BTT)	L	58-67	Chicago, IL
Mar. 20	vs. Davidson (NCAA)	W	83-52	Seattle, WA
Mar. 22	vs. Gonzaga (NCAA, 7th)	L	68-87	Seattle, WA

2015-16 (22-11, 12-6)

Date	Opponent	W/L	Score	Location
Nov. 13	Gardner-Webb	W	76-59	Iowa City, IA
Nov. 15	Coppin State	W	103-68	Iowa City, IA
Nov. 19	at Marquette (GG)	W	89-61	Milwaukee, WI
Nov. 26	vs. Dayton (AI)	L	77-82	Orlando, FL
Nov. 27	vs. Notre Dame (AI, 17th)	L	62-68	Orlando, FL
Nov. 29	vs. Wichita State (AI, 20th)	W	84-61	Orlando, FL
Dec. 2	Florida State (ACC)	W	78-75 (ot)	Iowa City, IA
Dec. 5	UMKC	W	95-75	Iowa City, IA
Dec. 7	Western Illinois	W	90-56	Iowa City, IA
Dec. 10	at Iowa State (2nd)	L	82-83	Ames, IA
Dec. 19	vs. Drake (BF)	W	70-64	Des Moines, IA
Dec. 22	Tennessee Tech	W	85-63	Iowa City, IA
Dec. 29	Michigan State (1st)	W	83-70	Iowa City, IA
Jan. 2	at Purdue (14th)	W	83-71	West Lafayette, IN
Jan. 5	Nebraska	W	77-66	Iowa City, IA

Jan. 14	at Michigan State (4th)	W	76-59	East Lansing, MI
Jan. 21	at Rutgers	W	90-76	Piscataway, NJ
Jan. 17	Michigan	W	82-71	Iowa City, IA
Jan. 24	Purdue (23rd)	W	83-71	Iowa City, IA
Jan. 28	Maryland (7th)	L	68-74	College Park, MD
Jan. 31	Northwestern	W	85-71	Iowa City, IA
Feb. 3	Penn State	W	73-49	Iowa City, IA
Feb. 7	at Illinois	W	77-65	Champaign, IL
Feb. 11	at Indiana (22nd)	L	78-85	Bloomington, IN
Feb. 14	Minnesota	W	75-71	Iowa City, IA
Feb. 17	at Penn State	L	75-79	University Park, PA
Feb. 24	Wisconsin	L	59-67	Iowa City, IA
Feb. 28	at Ohio State	L	64-68	Columbus, OH
Mar. 1	Indiana (11th)	L	78-81	Iowa City, IA
Mar. 5	at Michigan	W	71-61	Ann Arbor, MI
Mar. 10	vs. Illinois (BTT)	L	66-68	Indianapolis, IN
Mar. 18	vs. Temple (NCAA)	W	72-70 (ot)	Brooklyn, NY
Mar. 20	vs. Villanova (NCAA, 6th)	L	68-87	Brooklyn, NY

2016-17 (19-15, 10-8)

Date	Opponent	W/L	Score	Location
Nov. 11	Kennesaw State	W	91-74	Iowa City, IA
Nov. 13	Savannah State	W	116-84	Iowa City, IA
Nov. 16	Seton Hall (GG)	L	83-91	Iowa City, IA
Nov. 20	UT-Rio Grande Valley	W	95-67	Iowa City, IA
Nov. 25	vs. Virginia (ECC)	L	41-74	Niceville, FL
Nov. 26	vs. Memphis (ECC)	L	92-100	Niceville, FL
Nov. 29	at Notre Dame (ACC)	L	78-92	South Bend, IN
Dec. 3	Omaha	L	89-98	Iowa City, IA
Dec. 5	Stetson	W	95-68	Iowa City, IA
Dec. 8	Iowa State (25th)	W	78-64	Iowa City, IA
Dec. 17	vs. Northern Iowa (BF)	W	69-46	Des Moines, IA
Dec. 20	North Dakota	W	84-73	Iowa City, IA
Dec. 22	Delaware State	W	89-57	Iowa City, IA
Dec. 28	at Purdue (15th)	L	67-89	West Lafayette, IN
Jan. 1	Michigan	W	86-83 (ot)	Iowa City, IA



Iowa's 2016 senior class won 89 games, a total that ranks third most in school history over a four year span.



Jan. 5	at Nebraska	L	90-93 (2 ot)	Lincoln, NE
Jan. 8	Rutgers	W	83-78	Iowa City, IA
Jan. 12	Purdue (17th)	W	83-78	Iowa City, IA
Jan. 15	at Northwestern	L	54-89	Evanston, IL
Jan. 19	Maryland (25th)	L	76-84	Iowa City, IA
Jan. 25	at Illinois	L	64-76	Champaign, IL
Jan. 28	Ohio State	W	85-72	Iowa City, IA
Jan. 31	at Rutgers	W	83-63	Piscataway, NJ
Feb. 5	Nebraska	W	81-70	Iowa City, IA
Feb. 8	at Minnesota	L	89-101 (2 ot)	Minneapolis, MN
Feb. 11	at Michigan State	L	66-77	East Lansing, MI
Feb. 18	Illinois	L	66-70	Iowa City, IA
Feb. 21	Indiana	W	96-90 (ot)	Iowa City, IA
Feb. 25	at Maryland (24th)	W	83-69	College Park, MD
Mar. 2	at Wisconsin (21st)	W	59-75	Madison, WI
Mar. 5	Penn State	W	90-79	Iowa City, IA
Mar. 9	vs. Indiana (BTT)	L	73-95	Washington, D.C.
Mar. 15	South Dakota (NIT)	W	87-75	Iowa City, IA
Mar. 17	TCU (NIT)	L	92-94 (ot)	Iowa City, IA

2017-18 (14-19, 4-14)

Date	Opponent	W/L	Score	Location
Nov. 10	Chicago State	W	95-62	Iowa City, IA
Nov. 12	Alabama State	W	92-58	Iowa City, IA
Nov. 16	Grambling State	W	85-74	Iowa City, IA
Nov. 20	vs. Louisiana (CIC)	L	71-80	Grand Cayman
Nov. 21	vs. South Dakota State (CIC)	L	72-80	Grand Cayman
Nov. 22	vs. UAB (CIC)	W	95-85	Grand Cayman
Nov. 28	at Virginia Tech (ACC)	L	55-79	Blacksburg, VA
Dec. 2	Penn State	L	73-77	Iowa City, IA
Dec. 4	at Indiana	L	64-77	Bloomington, IN
Dec. 7	at Iowa State	L	78-84	Ames, IA
Dec. 10	Southern	W	91-60	Iowa City, IA
Dec. 16	vs. Drake (BF)	W	90-64	Des Moines, IA
Dec. 19	Southern Utah	W	92-64	Iowa City, IA
Dec. 22	vs. Colorado	W	80-73	Sioux Falls, SD
Dec. 29	Northern Illinois	W	98-75	Iowa City, IA
Jan. 2	Michigan	L	68-75	Iowa City, IA
Jan. 4	Ohio State	L	81-92	Iowa City, IA
Jan. 7	at Maryland	L	73-91	College Park, MD
Jan. 11	at Illinois	W	104-97 (ot)	Champaign, IL
Jan. 17	at Rutgers	L	64-80	Piscataway, NJ
Jan. 20	Purdue (3rd)	L	64-87	Iowa City, IA
Jan. 23	Wisconsin	W	85-67	Iowa City, IA
Jan. 27	at Nebraska	L	84-98	Lincoln, NE
Jan. 30	Minnesota	W	94-80	Iowa City, IA
Feb. 3	at Penn State	L	58-82	University Park, PA
Feb. 6	Michigan State (4th)	L	93-96	Iowa City, IA
Feb. 10	at Ohio State (14th)	L	64-82	Columbus, OH
Feb. 14	at Michigan (21st)	L	59-74	Ann Arbor, MI
Feb. 17	Indiana	L	82-84	Iowa City, IA
Feb. 21	at Minnesota	L	82-86	Minneapolis, MN
Feb. 25	Northwestern	W	77-70	Iowa City, IA
Feb. 28	vs. Illinois (BTT)	W	96-87	New York, NY
Mar. 1	vs. Michigan (BTT, 13th)	L	71-77 (ot)	New York, NY

2018-19 (23-12)

Date	Opponent	W/L	Score	Location
Nov. 8	UMKC	W	77-63	Iowa City, IA
Nov. 11	Green Bay	W	93-82	Iowa City, IA
Nov. 15	vs. Oregon (2K, 13th)	W	77-69	New York, NY
Nov. 16	vs. Connecticut (2K)	W	91-72	New York, NY
Nov. 21	Alabama State	W	105-78	Iowa City, IA
Nov. 27	Pittsburgh	W	69-68	Iowa City, IA
Nov. 30	Wisconsin (22nd)	L	66-72	Iowa City, IA
Dec. 3	at Michigan State (10th)	L	68-90	East Lansing, MI

Dec. 6	Iowa State	W	98-84	Iowa City, IA
Dec. 15	vs. Northern Iowa (BF)	W	77-54	Des Moines, IA
Dec. 18	Western Carolina	W	78-60	Iowa City, IA
Dec. 22	Savannah State	W	110-64	Iowa City, IA
Dec. 29	Bryant	W	72-67	Iowa City, IA
Jan. 3	at Purdue	L	70-86	West Lafayette, IN
Jan. 6	Nebraska (24th)	W	93-84	Iowa City, IA
Jan. 9	at Northwestern	W	73-63	Iowa City, IA
Jan. 12	Ohio State (16th)	W	72-62	Iowa City, IA
Jan. 16	at Penn State	W	89-82	University Park, PA
Jan. 20	Illinois	W	95-71	Iowa City, IA
Jan. 24	Michigan State (5th)	L	67-82	Iowa City, IA
Jan. 27	at Minnesota	L	87-92	Minneapolis, MN
Feb. 1	Michigan (5th)	W	74-59	Iowa City, IA
Feb. 7	at Indiana	W	77-72	Bloomington, IN
Feb. 10	Northwestern	W	80-79	Iowa City, IA
Feb. 16	at Rutgers	W	71-69	Piscataway, NJ
Feb. 22	Indiana	W	76-70 (ot)	Iowa City, IA
Feb. 26	at Ohio State	L	70-90	Columbus, OH
Mar. 2	Rutgers	L	72-86	Iowa City, IA
Mar. 7	at Wisconsin (21st)	L	45-65	Madison, WI
Mar. 10	at Nebraska	L	91-93 (ot)	Lincoln, NE
Mar. 14	vs. Illinois (BTT)	W	83-62	Chicago, IL
Mar. 15	vs. Michigan (BTT, 10th)	L	53-74	Chicago, IL
Mar. 22	vs. Cincinnati (NCAA, 22nd)	W	79-72	Columbus, OH
Mar. 24	vs. Tennessee (NCAA, 6th)	L	77-83	Columbus, OH

2019-20 (20-11)

Date	Opponent	W/L	Score	Location
Nov. 8	SIUE	W	87-60	Iowa City, IA
Nov. 11	DePaul (GG)	L	78-93	Iowa City, IA
Nov. 15	Oral Roberts	W	87-74	Iowa City, IA
Nov. 21	North Florida	W	83-68	Iowa City, IA
Nov. 24	Cal Poly	W	85-59	Iowa City, IA
Nov. 28	vs. Texas Tech (LVI, 12th)	W	72-61	Las Vegas, NV
Nov. 29	vs. San Diego State (LVI)	L	73-83	Las Vegas, NV
Dec. 3	at Syracuse (ACC)	W	68-54	Syracuse, NY
Dec. 6	at Michigan (4th)	L	91-103	Ann Arbor, MI
Dec. 9	Minnesota	W	72-52	Iowa City, IA
Dec. 12	at Iowa State	W	84-68	Ames, IA
Dec. 21	vs. Cincinnati (CL)	W	77-70	Chicago, IL
Dec. 29	Kennesaw State	W	93-51	Iowa City, IA
Jan. 4	vs. Penn State (21st)	L	86-89	Philadelphia, PA
Jan. 7	at Nebraska	L	70-76	Lincoln, NE
Jan. 10	Maryland (12th)	W	67-49	Iowa City, IA
Jan. 14	at Northwestern	W	75-62	Evanston, IL
Jan. 17	Michigan (19th)	W	90-83	Iowa City, IA
Jan. 22	Rutgers (24th)	W	85-80	Iowa City, IA
Jan. 27	Wisconsin	W	68-62	Iowa City, IA
Jan. 30	at Maryland (15th)	L	72-82	College Park, MD
Feb. 2	Illinois (19th)	W	72-65	Iowa City, IA
Feb. 5	at Purdue	L	68-104	West Lafayette, IN
Feb. 8	Nebraska	W	96-72	Iowa City, IA
Feb. 13	at Indiana	L	77-89	Bloomington, IN
Feb. 16	at Minnesota	W	58-55	Minneapolis, MN
Feb. 20	Ohio State (25th)	W	85-76	Iowa City, IA
Feb. 25	at Michigan State (24th)	L	70-78	East Lansing, MI
Feb. 29	Penn State (16th)	W	77-68	Iowa City, IA
Mar. 3	Purdue	L	68-77	Iowa City, IA
Mar. 8	at Illinois (23rd)	L	76-78	Champaign, IL



2020-21 (22-9)

Date	Opponent	W/L	Score	Location
Nov. 25	N.C. Central	W	97-67	Iowa City, IA
Nov. 27	Southern University	W	103-76	Iowa City, IA
Dec. 3	Western Illinois	W	99-58	Iowa City, IA
Dec. 8	North Carolina (ACC, 16th)	W	93-80	Iowa City, IA
Dec. 11	Iowa State	W	105-77	Iowa City, IA
Dec. 13	Northern Illinois	W	106-53	Iowa City, IA
Dec. 19	vs. Gonzaga (1st)	L	88-99	Sioux Falls, SD
Dec. 22	Purdue	W	70-55	Iowa City, IA
Dec. 25	at Minnesota	L	95-102 (ot)	Minneapolis, MN
Dec. 29	Northwestern (19th)	W	87-72	Iowa City, IA
Jan. 2	at Rutgers (14th)	W	77-75	Piscataway, NJ
Jan. 7	at Maryland	W	89-67	College Park, MD
Jan. 10	Minnesota (16th)	W	86-71	Iowa City, IA
Jan. 17	at Northwestern	W	96-73	Evanston, IL
Jan. 21	Indiana	L	69-81	Iowa City, IA
Jan. 29	at Illinois (19th)	L	75-80	Champaign, IL
Feb. 2	Michigan State	W	84-78	Iowa City, IA
Feb. 4	Ohio State (7th)	L	85-89	Iowa City, IA
Feb. 7	at Indiana	L	65-67	Bloomington, IN
Feb. 10	Rutgers (25th)	W	79-66	Iowa City, IA
Feb. 13	at Michigan State	W	88-58	East Lansing, MI
Feb. 18	at Wisconsin (21st)	W	77-62	Madison, WI
Feb. 21	Penn State	W	74-68	Iowa City, IA
Feb. 25	at Michigan (3rd)	L	57-79	Ann Arbor, MI
Feb. 28	at Ohio State (4th)	W	73-57	Columbus, OH
Mar. 4	Nebraska	W	102-64	Iowa City, IA
Mar. 7	Wisconsin (25th)	W	77-73	Iowa City, IA
Mar. 12	vs. Wisconsin (BTT)	W	62-57	Indianapolis, IN
Mar. 13	vs. Illinois (BTT, 3rd)	L	71-82	Indianapolis, IN
Mar. 20	vs. Grand Canyon (NCAA)	W	86-74	Indianapolis, IN
Mar. 22	vs. Oregon (NCAA)	L	80-95	Indianapolis, IN

Mar. 6	at Illinois (20th)	L	72-74	Champaign, IL
Mar. 10	vs. Northwestern (BTT)	W	112-76	Indianapolis, IN
Mar. 11	vs. Rutgers (BTT)	W	84-74	Indianapolis, IN
Mar. 12	vs. Indiana (BTT)	W	80-77	Indianapolis, IN
Mar. 13	vs. Purdue (9th)	W	75-66	Indianapolis, IN
Mar. 17	vs. Richmond (NCAA)	L	63-67	Buffalo, NY

2K - - 2K Classic

ACC - - ACC/Big Ten Challenge

AI - - Advocate Invitational (formerly known as Old Spice Classic)

BB - - Bracket Buster

BF - - Big Four Classic

B4A - - Battle 4 Atlantis

BTT - - Big Ten Tournament

CC - - Cornhusker Classic

CCH - - Cancun Challenge

CIC - - Cayman Islands Classic

ECC - - Emerald Coast Classic

GG - - Gavitt Games

HC - - Hawkeye Classic

ECCT - - East Coast Conference Tournament

MAAC - - Metro Atlantic Athletic Conference Tournament

MC - - Mutual Classic

NCAA - - NCAA Tournament

NIT - - National Invitational Tournament

PHC - - Philly Hoops Classic

PJ - - Paradise Jam

SC - - Southern Conference Tournament

WLKF - - WLKF Classic

Note: Number in parenthesis following opponent is national ranking

2021-22 (26-10)

Date	Opponent	W/L	Score	Location
Nov. 9	Longwood	W	106-73	Iowa City, IA
Nov. 12	Kansas City	W	89-57	Iowa City, IA
Nov. 16	N.C. Central	W	86-69	Iowa City, IA
Nov. 18	Alabama State	W	108-82	Iowa City, IA
Nov. 22	Western Michigan	W	109-61	Iowa City, IA
Nov. 26	Portland State	W	85-51	Iowa City, IA
Nov. 29	at Virginia (ACC)	W	75-74	Charlottesville, VA
Dec. 3	at Purdue (2nd)	L	70-77	West Lafayette, IN
Dec. 6	Illinois	L	83-87	Iowa City, IA
Dec. 9	at Iowa State (17th)	L	53-73	Ames, IA
Dec. 18	vs. Utah State	W	94-75	Sioux Falls, SD
Dec. 21	Southeastern Louisiana	W	93-62	Iowa City, IA
Dec. 29	Western Illinois	W	92-71	Iowa City, IA
Jan. 3	Maryland	W	80-75	Iowa City, IA
Jan. 6	at Wisconsin (23rd)	L	78-87	Madison, WI
Jan. 13	Indiana	W	83-74	Iowa City, IA
Jan. 16	at Minnesota	W	81-71	Minneapolis, MN
Jan. 19	at Rutgers	L	46-48	Piscataway, NJ
Jan. 22	Penn State	W	68-51	Iowa City, IA
Jan. 27	Purdue (6th)	L	73-83	Iowa City, IA
Jan. 31	at Penn State	L	86-90 (2ot)	University Park, PA
Feb. 6	Minnesota	W	71-57	Iowa City, IA
Feb. 10	at Maryland	W	110-87	College Park, MD
Feb. 13	Nebraska	W	98-75	Iowa City, IA
Feb. 17	Michigan	L	79-84	Iowa City, IA
Feb. 19	at Ohio State (18th)	W	75-62	Columbus, OH
Feb. 22	Michigan State	W	86-60	Iowa City, IA
Feb. 25	at Nebraska	W	88-78	Lincoln, NE
Feb. 28	Northwestern	W	82-61	Iowa City, IA
Mar. 3	at Michigan	W	82-71	Ann Arbor, MI



Iowa's 2022 squad won 26 games, the second highest total in Iowa single-season history, and captured the school's third Big Ten Tournament championship by winning four games in four days.



Sherman Dillard is in his 12th year with the University of Iowa men's basketball staff bringing a wealth of expertise on and off the court.

Dillard has helped rejuvenate the Iowa basketball program since arriving at Iowa in 2010. Not only has the attendance at Carver-Hawkeye Arena increased by more than 50 percent, but Dillard helped vault the program back to national prominence on a consistent basis. Iowa has been ranked as high as No. 3 nationally during the 2016 and 2021 seasons. The Hawkeyes were ranked for 16 consecutive weeks in 2019, the final nine weeks of the 2020 season, and in 2021 went wire-to-wire in the top 15 of the AP Poll for the first time since the 1989 campaign.

Fran McCaffery and his coaching staff have won 20 games or more seven of the last nine years. Dillard and the Hawkeyes have placed fifth or better in the Big Ten standings five of the last seven seasons, including a third-place finish in 2021.

Iowa has averaged 20 wins the last 10 seasons, with its 205 victories between 2013-21 being the most over a 10-year span at Iowa since 1986-94.

The last three seasons, Dillard and the Hawkeyes won 20+ games and posted NCAA Tournament victories in 2019 and 2021. Dillard recruited and coached two-time unanimous consensus first-team All-American, and Big Ten and National Player of the Year Luka Garza. The center was also the consensus 2021 National Player of the Year, including winning the Naismith Trophy and John R. Wooden Award.

Iowa won 15 games over AP Top 25 opponents over the last two seasons (2020-21), tops among all Division I teams. In 2021, Iowa won 14 Big Ten regular season games -- its highest total since 1987 -- and reached 10 league wins for the sixth time in seven seasons. The Hawkeyes earned a No. 2 seed in the NCAA Tournament, tying its highest ever seed in tournament history (No. 2 in 1987).

Dillard and the Hawkeyes have led the Big Ten in scoring each of the last two seasons, including ranking fifth nationally in 2021. Iowa averaged 83.7 points per game in 2021, its highest scoring average in 32 years. Additionally, Iowa was tops in Division I in assists per game (19.2) and assist-to-turnover ratio (2.0) in 2021.

In 2019, the Hawkeyes amassed 23 victories, the program's second highest total in 13 seasons, closely behind 25 wins in 2013 when reaching the NIT championship game. Iowa placed third in the Big Ten and won a game in the NCAA Tournament for the third time in five years.

The past 11 years at Iowa, Dillard helped coach 18 Hawkeyes to professional contracts, including Joe Wieskamp and Garza, who were both selected in the 2021 NBA Draft. Wieskamp was chosen by the San Antonio Spurs, while the Detroit Pistons picked Garza. The University of Iowa was one of only two Big Ten schools with multiple draft picks in 2021.

Dillard has helped mentor nine Hawkeyes to All-Big Ten status during his tenure, including five first team honorees: Roy Devyn Marble (2014), Aaron White (2015), Jarrod Uthoff (2016), Peter Jok (2017), and Luka Garza (2020 & 2021). In addition to the all-conference accolades, Garza (twice), Uthoff, and Jok were All-Americans. Dillard helped develop frontcourt players Gabriel Olaseni and Nicholas Baer, who were each voted Big Ten Sixth Man of the Year in 2015 and 2017, respectively. He also helped coach eight All-Big Ten Freshman performers (Eric May in 2010; Melsahn Basabe in 2011; Aaron White in 2012; Jordan Bohannon and Tyler Cook in 2017; Joe Wieskamp in 2019; CJ Fredrick in 2020; Keegan Murray in 2021).

Frontcourt players have enjoyed recent success under McCaffery and the coaching staff. The last two seasons, Garza had unprecedented success, becoming a two-time National and Big Ten Player of the Year, unanimous consensus first-team All-American, Pete Newell Big Man of the Year, Kareem Abdul-Jabbar Center of the Year. Three years ago, Cook became the ninth player in program history to total more than 1,300 points and 600 rebounds. Baer



is the only Hawkeye to ever total more than 750 points, 500 rebounds, 100 assists, 100 steals, 100 blocks, and 100 3-pointers made. Additionally, Dillard helped mentor Jok (19.9 ppg) and Garza (23.9 ppg in 2020; 24.1 ppg in 2021) in becoming Iowa's fifth, sixth, and seventh Big Ten scoring champions in school history.

Dillard has four decades of coaching experience, serving as a college assistant or head coach. He spent his first 15 years as an assistant coach at three institutions. Dillard began his coaching career under Head Coach Lefty Driesell at Maryland, spending six seasons (1979-85). He helped coach the Terrapins to four 20-plus win seasons and six postseason appearances, including five NCAA Tournament berths. The 1980, 1984 and 1985 squads reached the Sweet 16, while the 1984 team won the ACC Tournament.

He then spent three years at California (1985-88) under Lou Campanelli, who was his coach at James Madison. The Bears posted two third-place Pac-10 finishes and two NIT appearances during his tenure in Berkeley. After three seasons at California, he returned to the ACC and Georgia Tech for six seasons (1988-94). While in Atlanta, he helped Coach Bobby Cremins lead the Yellow Jackets to six winning seasons and postseason appearances. Georgia Tech played in five NCAA Tournaments, including the Final Four in 1990 and Sweet 16 in 1992.

Dillard received his first head coaching opportunity at Indiana State (1994-97). During his three seasons in Terre Haute, the Sycamores improved each year (29-52 record). He then left Indiana State to return to his alma mater to replace Driesell. Dillard was the Dukes' head coach for seven years (1997-04). He posted a 93-106 record, sharing a league title and recording three first-division finishes in the Colonial Athletic Association (CAA). During his tenure, he earned CAA Coach of the Year and NABC District Coach of the Year laurels. His 10-year head coaching record stands at 122-158.

Dillard, a three-time Academic All-American and four-time honorable mention All-American by the Associated Press, played guard at James Madison (1973-78). He led the Dukes in scoring in each of his four years (missed 1976-77 with an injury) and was the team's top rebounder as a freshman. Dillard is the second-leading scorer (2,065 points) in James Madison history, and his academic excellence merited him an NCAA post-graduate scholarship. After his collegiate career, he was drafted by the Indiana Pacers in the 1978 NBA Draft. Additionally, Dillard was honored as a CAA "Legend" in 2009.

Dillard worked as a basketball marketing representative for Nike for six years (2004-10). He served as Global Camp Director, responsible for administrative and operational facets of a series of highly acclaimed camps and academies sponsored by Nike. Those camps included the Nike All-America Camp and select skills academies hosted by NBA stars such as Kobe Bryant, Steve Nash, Vince Carter, Amaré Stoudemire, and LeBron James (until January, 2009).

Dillard is a 1978 magna cum laude James Madison graduate earning a bachelor's degree in physical education and minor in business, and is a member of the school's sports hall of fame.

Dillard and his wife Dena have two sons, Ben (28) and Langston (26). His son Ben was a four-year letterwinner on the Arkansas-Little Rock basketball team.





Matt Gatens is in his first season as an assistant coach under head coach Fran McCaffery. Gatens assists in all aspects of the program including recruiting, opponent scouting, practices, player development and game preparation.

Gatens was a four-year starter for the Hawkeyes from 2009-12. His final two seasons were McCaffery's first two as Iowa's head coach. As a senior, Gatens and the Hawkeyes won seven more games than the previous year and advanced to postseason play (NIT Second Round) for the first time under McCaffery and the first time as a program in six seasons.

The Iowa City native was a two-time All-Big Ten selection, two-time team captain, two-time academic all-conference honoree, recipient of the 2012 Chris Street Award, and voted to the 2009 Big Ten All-Freshman team. Gatens amassed 1,635 points and 239 3-pointers ranking 10th and third, respectively, in Iowa history. In 128 career games, he averaged 12.8 points, 3.6 rebounds, 2.3 assists and 1.1 steals per contest.

Gatens returns home as an assistant coach after spending the past four seasons (2019-22) on Drake's coaching staff. He served as director of operations his first two years before being elevated to an assistant coach the last two seasons.



Gatens helped guide Drake to four straight 20-win seasons (95 combined wins), the 2019 Missouri Valley Conference regular season title, an NCAA Tournament appearance in 2021, and to two Missouri Valley Tournament championship game appearances.

Prior to joining the Bulldogs, Gatens was on the basketball staff at Auburn, where he assisted in travel, development, scouting, video and camps for the Southeastern Conference Champions. Gatens also aided in the development of the team's guards, including All-SEC selections Bryce Brown and Jared Harper.

Following his Hawkeye career, Gatens played professionally in France, Spain, Turkey and Ukraine. He returned to the United States to play for the Iowa Energy in the NBA Development League, but he suffered a torn ACL just five quarters into the 2016-17 season, ending his playing career.

Gatens was named Iowa's 'Mr. Basketball' and the state's Gatorade Player of the Year as a senior at Iowa City High School. He led his squad to a 4A state title as a senior in 2008 and holds the City High record for career scoring.

Gatens and his wife, Erin, are the parents of a son, Nash, and daughters, Noa and Vayda.





Courtney Eldridge is in his seventh season on the Iowa staff. Eldridge was elevated to assistant coach in April 2022, after serving as the program's director of recruiting and player development from 2020-22 and video coordinator from 2017-19.

Since 2019, Eldridge and the Hawkeyes won 20+ games, have been a mainstay in the national rankings and NCAA Tournament, and won the 2022 Big Ten Tournament championship.

Iowa has finished in the upper half of the Big Ten standings five of the six seasons that Eldridge has been on staff, including placing third in 2021 and fourth in 2022.

In 2022, the Hawkeyes won four games in four days to capture the Big Ten Tournament title, their third in program history, which ties as third most in the league. Iowa finished fourth in the conference standings and won 26 games; the second highest single season win total in program history.

While serving as director of recruiting and player development, Iowa has had one of the most dominating players in college basketball each of the past three seasons. Luka Garza was twice named national player of the year and a consensus first-team All-America selection in 2020 and 2021, while Keegan Murray was a finalist for the Wooden Award and Naismith Trophy, earned consensus first-team All-America laurels and was named the Karl Malone Power Forward of the Year in 2022. Furthermore, the Hawkeye staff has had a first-team All-Big Ten honoree four of the last six seasons while Eldridge has been on staff.

Over the last three seasons, Iowa combined to win 68 games -- the fourth most over a three-year stretch in program history and most since 1987-89 -- finished each season ranked in the AP Poll -- something that has not been



accomplished in over three decades -- and won 17 contests over AP Top 25 opponents.

In 2021, Iowa won 14 Big Ten regular season games, its highest total since 1987. The Hawkeyes earned a No. 2 seed in the NCAA Tournament, tying its highest ever seed in the tournament.

Eldridge and the Hawkeyes have led the Big Ten in scoring each of the last four seasons, including ranking fifth nationally in 2021 (83.7) and 2022 (83.2). Iowa averaged more than 83 points in consecutive seasons for the first time in 27 years. Additionally, Iowa was tops in Division I in assist-to-turnover ratio in 2021 (2.0) and 2022 (1.74).

His first three years as video coordinator, Eldridge assisted with film breakdown and compiling player development edits. He also organized in-depth statistical data and various analytic measures for the coaching staff.

Eldridge played basketball at UNC-Greensboro (UNCG) from 1998-2002, followed by a 12-year professional career in Brazil, Poland, Italy, Belarus, Turkey, and the Dominican Republic. In addition to working men's basketball youth camps, he was a high school boys basketball coach at East Boston High School and Saint Joseph Prep School in Brighton, Massachusetts.

Eldridge helped the Spartans post three winning seasons during his career, including a 20-win campaign in 2001-02. He was part of the Spartans' 2001 NCAA Tournament team that won the Southern Conference Tournament title and finished with a 19-12 record. As a senior, he led the Spartans to the SoCon North Division co-championship and an appearance in the National Invitation Tournament (NIT) with a 20-11 record.

Eldridge was a two-time SoCon First Team selection (2001, 2002), as well as a two-time SoCon All-Tournament recipient (2001, 2002). He is the Spartans' all-time leader in assists (584) and is second in program history in steals (226). Eldridge holds the UNCG single season records for assists (182 in 2002), and also owns the second (179) and eighth (142) highest marks in

school history. He is the school record holder for steals in a season (82 in 2001) and also owns the third highest total (78 in 2002). Eldridge is 10th all-time in UNCG scoring history with 1,329 career points and third all-time with 395 career free throws made. Eldridge is one of three UNCG greats to have their jersey retired; his No. 23 jersey was retired on April 24, 2002.

Eldridge earned his college degree in business administration from UNCG in 2015.

Eldridge and his wife, Aisha, have four children, Khalil, Dante, Jordan and Aliyah.





Al Seibert is in his 12th season on the University of Iowa men's basketball coaching staff. Seibert is in his first year as Chief of Staff after serving as director of operations for six seasons (2017-22) and five seasons as the team's video coordinator (2012-16).

Seibert works closely with the basketball staff, overseeing the day-to-day activities of the UI basketball program.

Seibert has assisted in the rise of the Hawkeye basketball program back to national prominence since 2012. Fran McCaffery and his experienced coaching staff have won 20 games or more eight of the last 10 years. Seibert and the Hawkeyes have placed fifth or better in the Big Ten standings six of the last eight seasons, including a third-place finish in 2021.

In 2022, the Hawkeyes won four games in four days to capture the Big Ten Tournament title, their third in program history, which ties as third most in the league. Iowa finished fourth in the conference standings and won 26 games; the second highest single season win total in program history.

Iowa has had one of the most dominating players in college basketball each of the past three seasons. Luka Garza was twice named national player of the year and a consensus first-team All-America selection in 2020 and 2021, while Keegan Murray was a finalist for the Wooden Award and Naismith Trophy, earned consensus first-team All-America laurels and was named the Karl Malone Power Forward of the Year in 2022. Furthermore, Seibert and the Hawkeye staff have recruited and coached a first-team All-Big Ten honoree seven of the last nine years.

Over the last three seasons, Iowa combined to win 68 games -- the fourth most over a three-year stretch in program history and most since 1987-89 -- finished each season ranked in the AP Poll -- something that has not been accomplished in over three decades -- and won 17 contests over AP Top 25 opponents.

In 2021, Iowa won 14 Big Ten regular season games, its highest total since 1987. The Hawkeyes earned a No. 2 seed in the NCAA Tournament, tying its highest ever seed in the tournament.



Seibert has 18 years of coaching experience, having most recently served as the head coach at the University of New Haven in West Haven, Connecticut, from 2005-10.

He was at the University of Hartford for five seasons, four as an assistant (2000-04) and one as associate head coach (2004-05). Seibert was the top assistant in 2002 when Hartford posted the second-best Division I turnaround. He also helped coach the Hawks to a top three finish in the America East Conference from 2002-04.

Seibert was also an assistant coach at Western Kentucky (1994-98). He helped coach the 1995 Western Kentucky team to the second round of the NCAA Tournament, a final national ranking of No. 18 and a 27-4 overall record, which was second only to national champion UCLA.

Other stops include one season as a volunteer assistant coach at Duquesne (1992-93) and working as a basketball administrative assistant at Pittsburgh (1993-94).

Seibert has worked individually with a number of athletes drafted in the NBA. In 1993, he worked with Derrick Alston (Duquesne University), who was a second-round draft pick of the Philadelphia 76ers. The following spring, Seibert worked with Erik Mobley (University of Pittsburgh), who was the 16th overall selection of the Milwaukee Bucks in the 1994 NBA Draft. In 1996, he worked with Ben Davis (University of Arizona), who was a second-round pick of the Phoenix Suns. Seibert also worked individually with Lee Nailon (TCU) in 1998-99, who was a second round selection by Charlotte.

Seibert worked as a college basketball recruiting expert for *Insiders Report* from 1998-2000.

He played collegiately at Frederick Community College (Md.) from 1981-83.

A native of Pittsburgh, Pennsylvania, Seibert earned his Bachelor of Arts degree in political science from Fredonia State University (N.Y.) in 1985.

Seibert is married to Rachel and has a daughter, Katie (25), who lives in Cedar Rapids, Iowa.

**DIRECTOR OF RECRUITING/
PLAYER DEVELOPMENT
TRISTAN SPURLOCK**

Tristan Spurlock is in his first season on the Iowa basketball staff as director of player development.

Spurlock joins the Hawkeye staff after playing professionally for nine years, mostly overseas in over 10 different countries. He concluded his playing career last year, averaging 12 points and six rebounds in Uruguay.

Spurlock, who worked out for several NBA teams following graduation, earned a spot on Detroit's 2015 NBA Summer League roster, averaging 10 points, three rebounds and three assists for the Pistons.

A native of Woodbridge, Virginia, Spurlock received college scholarship offers from a number of Power 5 conference schools. Ultimately, he chose the University of Virginia (2010) before transferring and starting for three seasons at the University of Central Florida (2012-14).

While with the Knights, Spurlock averaged 9.8 points, 5.2 rebounds and 1.2 assists in 92 games.

Spurlock earned his bachelor's degree in communications from UCF in 2014.

Spurlock was named Mr. Basketball in the state of Virginia and earned All-MET accolades after averaging 23 points, nine rebounds, four assists and three blocks as a senior at Word of Life Christian Academy in 2009. He also participated in the Capital Classic, an All-Star Game, which featured such players as LeBron James, Carmelo Anthony, Chris Paul and former Hawkeye Luka Garza.

Spurlock is engaged to Madison Rae McGriff. He is the father of Alaya Rae Annette Spurlock and Tahj Tristan Leslie Spurlock.

**DIRECTOR OF OPERATIONS
KYLE DENNING**

Kyle Denning is in his eighth season on the Iowa basketball staff, his fourth as assistant director of basketball operations after serving as a graduate student manager the previous two years.

Denning handles many of the business and operational functions for the UI basketball program, including staff and team travel, supervision of student managers and serving as a liaison with compliance and student-athlete academic services.

Seven of the last eight seasons while on staff, the Hawkeyes have finished in the upper division of the Big Ten and had a first-team All-Big Ten honoree six times.

Since 2019, Denning and the Hawkeyes won 20+ games, have been a mainstay in the national rankings and NCAA Tournament, and captured the 2022 Big Ten Tournament championship.

Denning was a member of a staff that coached consensus first-team All-Americans each of the last three seasons: Luka Garza (2020 and 2021) and Keegan Murray (2022). Garza was also a two-time National and Big Ten Player of the Year, including winning the 2021 Naismith Trophy and Wooden Award, while Murray was also the recipient of the Karl Malone Power Forward of the Year Award and finalist for the Wooden and Naismith.

Over the last three seasons, Iowa combined to win 68 games -- the fourth most over a three-year stretch in program history and most since 1987-89 -- finished each season ranked in the AP Poll -- something that has not been accomplished in over three decades -- and won 17 contests over AP Top 25 opponents.

In addition to winning the Big Ten Tournament championship last season, Iowa finished fourth in the conference and won 26 games, the second highest single season win total in program history.

In 2021, Iowa won 14 Big Ten regular season games, its highest total since 1987. The Hawkeyes earned a No. 2 seed in the NCAA Tournament, tying its highest ever seed in tournament history.


Denning is a recent University of Iowa graduate and former Hawkeye basketball student-athlete (2011-15), playing on four postseason teams, including back-to-back NCAA Tournament teams in 2014 and 2015, and NIT runners-up in 2013.

The native of Cedar Falls, Iowa, was a walk-on for the first three years before earning an athletic scholarship his senior season. Denning played in 35 games at point guard, shooting at a 50 percent clip during his career.

Denning ran the team's scout team for four seasons and earned the team's Appreciation Award in 2015.

Denning graduated in May 2015, with a degree in leisure studies from the University of Iowa. He completed his master's degree in sport and recreation management in May 2019.

Denning and his wife, Margaret, have an infant son, Jacob.



**VIDEO COORDINATOR****LUCAS PAULEY**

Lucas Pauley is in his seventh year with the Iowa Basketball program, including his second season as video coordinator.

Pauley assists with film breakdown and compiling player development edits. Pauley also organizes in-depth statistical data and various analytic measures for the coaching staff.

Pauley spent two seasons as a graduate student manager and the first three years a student manager. During his time on staff, the Hawkeyes competed in three NCAA Tournaments and placed in the upper division of the Big Ten five of the six seasons.


The Hawkeyes won a combined 48 games over the last two seasons, including winning four games in four days to capture the 2022 Big Ten Tournament championship and finishing third in the Big Ten standings in 2021 and fourth in 2022.

In 2021, Iowa went wire-to-wire ranked inside the Top 15, ascending as high as No. 3. The Hawkeyes were ranked 16th in the final AP Poll of 2022.

Pauley was a member of the staff that helped Luka Garza become the program's first consensus National Player of the Year in 2021 and Keegan Murray earn consensus first-team All-America distinction, become a finalist for the Wooden Award and Naismith Trophy and win the Karl Malone Power Forward of the Year Award in 2022.

The native of Farragut, Iowa, graduated from the University of Iowa in December, 2018, earning a double major in journalism and sport studies. He also completed a master's degree in strategic communication in May, 2021.

Pauley and his wife, Jessica, live in Iowa City.

**ASSISTANT ATHLETIC TRAINER****BRAD FLOY**

Brad Floy is in his 11th season as the University of Iowa men's basketball athletic trainer.

Since returning to his alma mater, Floy has been on staff of eight Hawkeye teams that have qualified for postseason competition, including six of the last eight NCAA Tournaments.

Over the last three seasons, Iowa combined to win 68 games -- the fourth most over a three-year stretch in program history and most since 1987-89 -- finished each season ranked in the AP Poll -- something that has not been accomplished in over three decades -- and won 17 contests over AP Top 25 opponents.

Last year's squad won the Big Ten Tournament championship, tied for fourth in the Big Ten and won 26 games, the second highest single season win total in program history.

Iowa has had one of the most dominating players in college basketball each of the past three seasons. Luka Garza was twice named national player of the year and a consensus first-team All-America selection in 2020 and 2021, while Keegan Murray was a finalist for the Wooden Award and Naismith Trophy, earned consensus first-team All-America laurels and was named the Karl Malone Power Forward of the Year in 2022.

Floy was on the front line during the pandemic testing student-athletes and staff on a daily basis, making sure Iowa met COVID-19 safety guidelines set by the Big Ten Conference.

The Hawkeyes have finished fifth place or better in the Big Ten six of the last eight years. Iowa has won at least one game in postseason tournaments six of the last nine completed seasons, including NCAA Tournament wins over Davidson (2016), Temple (2017), Cincinnati (2019), Grand Canyon (2021), and reaching the NIT championship game in 2013.

Prior to being named to this position, Floy served as Assistant Athletic Trainer and Lecturer in the Department of Kinesiology at Fresno State from 2008-12. He was responsible for the care and prevention of injuries as they relate to the Bulldog men's basketball and tennis programs.

Floy spent the previous six years as a graduate assistant with the Hawkeye men's basketball team while earning his Bachelor's of Science ('02) and Master's of Science ('04). He also earned his Ph. D. in exercise science from Iowa in 2012. During Floy's tenure, the Hawkeyes achieved excellence at the highest level as regular postseason contenders. In 2006, the Hawkeyes won the Big Ten Tournament championship and earned a No. 3 seed in the NCAA Tournament. As a No. 10 seed, Iowa also made the NCAA Tournament in 2005, after going to three straight postseason NIT tournaments from 2002-04.

In addition, he serves as an Adjunct Professor in the Department of Health and Human Physiology. He specializes in lower extremity injuries, biomechanics and motor control of walking. He currently serves as Past-President of the Iowa Athletic Trainers' Society and sits on the NATA State Association Advisory Committee. Floy is a member of IATS, MAATA, NATA, and CATS. He holds certifications in CES, ART, Graston Technique, FMS-II, CPR/AED Instructor, and Certified Strength & Conditioning Specialist. Floy was named the 2014 Athletic Trainer of the Year by the Iowa Athletic Trainers' Society (IATS), the 2020 Dan Foster Clinical Supervisor Award, and the 2020 NATA Lifesaver Award.

A native of Clear Lake, Iowa, the 42-year-old Floy is married to Erin Floy, who works as a physical therapist.






Serving the needs of Iowa basketball and all the Hawkeye teams since 1975, the UI Sports Medicine team helps athletes and active people of all ages and skill levels from around the region heal from injuries and return to maximum performance. The UI Sports Medicine Clinic brings together experts and sports medicine specialists in orthopaedic surgery, primary care, physiatry, athletic training and rehabilitation. UI Sports Medicine provides the full spectrum of care for everyone from the active child and weekend warrior to the high level collegiate and professional athlete. UI Sports medicine opened in 2010 and is located near the University of Iowa Athletics Hall of Fame and the west athletics campus.

Backed by the Department of Orthopaedics and Rehabilitation, which is ranked among US News World Report magazine's top orthopaedic departments in the United States, the UI Sports Medicine team is dedicated to improving the understanding, prevention, treatment, and rehabilitation of patients with sports- and activity-related injuries. Orthopaedic surgeon Brian Wolf, M.D., Director of UI Sports Medicine Center and of Student Health Athletic Services, notes the sports medicine team's overall success depends on the following principles:

- Striving for the best possible overall long-term health and outcomes of all athletes and patients
- Expert examination, testing and diagnosis of injuries
- State of the art and research-based treatments including physical therapy, injection therapies and surgery
- Dedication to a safe, progressive and efficient recovery after injury

Here is a closer look at the members of Hawkeye men's basketball's health care team:

MATT BOLLIER, MD, M.S.

Dr. Bollier is the Congdon Professor in Orthopaedic Surgery, sports medicine fellowship director, and team physician at the University of Iowa.

He joined the University of Iowa Sports Medicine team in 2010 after completing a sports medicine fellowship at the University of Connecticut. In addition to caring for University of Iowa athletes, he performs knee and shoulder surgery on active patients of all ages.

Specific interests include rotator cuff repair, ACL reconstruction, meniscus repair, cartilage resurfacing, and knee cap issues.

He is actively involved in clinical and basic science research with numerous awards, publications, and honors.


Dr. Bollier graduated from Wheaton North High School in Wheaton, Illinois, before attending Loyola Stritch School of Medicine in Chicago. He completed orthopaedic surgery residency at Michigan State before traveling to the East Coast for sports medicine fellowship training.

Dr. Bollier and his wife Christy have four kids (Luke 18, Hailey 16, Addison 14, and Austin 11) who are very active in the Iowa City community and love cheering on the Hawkeyes.

BRITT MARCUSSEN, M.D.

Dr. Britt Marcussen completed his undergraduate and masters degrees in Anatomy and Cell Biology at the University of Iowa. He subsequently attended medical school at the University of Iowa Carver College of Medicine. He completed residency in Family Medicine at St. Francis-Mayo Family Medicine Residency in La Crosse Wisconsin, and completed a primary care sports medicine fellowship at the University of Iowa. He is currently an Associate Professor of Family Medicine.


His primary clinical interests are cardiac issues and female athlete triad in athletes. He currently participates as a team physician for the men's basketball, men's and women's tennis, and men's and women's gymnastics teams, and the Hawkeye Spirit and Cheer squads at the University of Iowa. Marcussen is also the head team physician at Clear Creek Amana High School.




Shelly Deutsch
Secretary



Mel Sanders
Academic Coordinator



Matt Little
Assistant Director, Video



Kevin Foor
Equipment Manager



Bill Maxwell
Strength Training



Matthew Weitzel
Athletic Communications



Eddie Etsey
Director, I.T.



Matt Ward
Compliance



2022-23 Managerial Staff: Front Row (l-r): Alex Dickey (graduate head manager), Colby Calvert, Jack Brandt, Jack Devlin (Program Assistant). **Back Row (l-r):** Sam Close, Kyrie Yao, Evan Schuster, Ben Sheridan, Nick Maleri (video intern), Jackson McLaughlin.

**30 - - Connor McCaffery**

Guard/Forward

6-6, 215, Sixth Year

Iowa City, Iowa

West HS



Hawk Items -- Has a 3.5 career assist-to-turnover ratio (410 assists; 117 turnovers)... one of 10 representatives from the University of Iowa on the Big Ten Anti-Hate And Anti-Racism Coalition... four-time Academic All-Big Ten honoree... three-time NABC Honors Court... two-time Academic All-District First Team... two-time Big Ten Distinguished Scholar and NABC Honors Court honoree... earned the team's Academic Excellence Award the past five seasons.

2021-22 Honors -- Academic All-Big Ten honoree... Fall Semester Dean's List honoree... NABC Honors Court... co-winner of the team's Academic Excellence Award, Top Playmaker Award and prestigious Chris Street Award. **2021-22** -- Saw action in 34 games, including four starts... averaged 2.5 points, 2.5 rebounds, 1.9 assists and 0.5 steals per game... scored in double figures three times... boasted an assist-to-turnover ratio of 5.0... dished out 3+ assists in 11 games... made 11-of-15 (.733) from 3-point range spanning four games (Feb. 19-28)... tallied a season-best 17 points, making a career-high five 3-pointers, on Senior Night against Northwestern... scored all 12 points via four 3-pointers made and tied a career high with three steals in overtime contest at Penn State... netted 11 points, bolstered by making all three 3-point attempts, in victory at Nebraska... snagged a season-high eight rebounds in win over Southeastern Louisiana... letterwinner.

2020-21 Honors -- Shared team's Top Playmaker Award and Academic Excellence Award... Academic All-Big Ten honoree... Academic All-District First Team... Big Ten Distinguished Scholar... Fall and Spring Semester Dean's List honoree... NABC Honors Court. **2020-21** -- Started all 31 games... ranked fourth in the nation in assist-to-turnover ratio (3.73) and 10th in the league in assists per game (3.6)... averaged 3.3 points, 3.1 rebounds, and 3.6 assists per game... led team in assists 12 times and steals six times... his 112 assists are 11th most by a junior in program history... tied a career best with three steals in win over Wisconsin in the Big Ten Tournament... dished out a game-best eight assists and attempted a season-high seven 3-point field goals in win over Nebraska... led the team in rebounding for the first time this year, grabbing eight boards in only 17 minutes, at #3 Michigan... posted a season-high 16 points and made a career-high four 3-point-

ers in 30-point win at Michigan State... totaled 11 points, five assists, and three rebounds at #19 Illinois... career-high 10 assists (zero turnovers) in win at Maryland -- one of three Hawkeyes (Bohannon 10 vs. Minnesota on Dec. 9, 2019 & Mike Gesell 12 vs. Minnesota on Feb. 14, 2016) since 2010-11 season to record at least 10 assists and no turnovers... letterwinner.

2019-20 Honors -- Iowa's Male Big Ten Sportsmanship Award honoree... earned the team's Top Playmaker Award and shared the team's Academic Excellence Award... Big Ten Distinguished Scholar... Academic All-Big Ten honoree... CoSIDA Academic All-District First-Team recognition... NABC Honors Court... Fall and Spring Semester Dean's List honoree. **2019-20** -- Started all 31 games... play four different positions (1-4)... led the NCAA in assist-to-turnover ratio (4.6; 124 assists, 27 turnovers)... posted 193 points, 124 rebounds, a single-season high 124 assists, 35 steals, and 27 turnovers; he is the only Division I player dating back to 1993, with 175+ points, 120+ assists, 120+ rebounds, 25+ steals, and 27 or fewer turnovers in a single-season... only player in the country with more than 120 assists and less than 30 turnovers... only player nationally to average at least six points, four rebounds, four assists, and less than one turnover per game... tallied 33 assists and only four turnovers over the last six games of the year, spanning 197 minutes... led team and tied for seventh in the conference in assists (4.0) and tied for 10th in steals per game (1.1)... reached double figures in scoring six times and led team in assists a team-best 15 times... recorded three seven-assists/zero-turnover performances in last 10 games, boasting a 6.85 assist-to-turnover ratio (48 assists, seven turnovers) in that span (322 minutes)... equaled a career high with eight assists to go along with 10 points and five rebounds at #23 Illinois... recorded seven assists on the road at #24 Michigan State, while adding career-high three steals and 11 points... posted 12 games with zero turnovers and 11 games of five or more rebounds... registered Iowa's two highest plus/minus' of the season: +40 vs. Kennesaw State, +32 vs. Minnesota... grabbed career-high 13 rebounds in win over #19 Michigan -- the second highest total by a Hawkeye this season... netted a season-high 15 points against San Diego State... tied career-high three 3-pointers made in home win over #19 Illinois... season canceled by Big Ten Conference and NCAA on March 12 due to concerns of coronavirus (COVID-19)... letterwinner.

2018-19 Honors -- Academic All-Big Ten honoree... shared the team's Academic Excellence Award. **2018-19** -- Competed in 34 games... averaged 4.4 points, 1.4 rebounds, and 3.0 assists... finished second on the team in assists (3.1), which tied for 12th most in the Big Ten... led team in assists 15 times and steals five times... netted double figures three times... ranked fifth in the Big Ten and 50th nationally in assist-to-turnover ratio (2.37)... credited with the assist on Iowa's three clutchest moments of the season (vs. Northwestern, at Rutgers, vs. Indiana)... tallied a season-best 19 points, bolstered by 9-of-11 at the free throw line, in 2K Empire Classic title game versus Connecticut.

CAREER STATISTICS

YEAR	GP/GS	FG-FGA	PCT	3-PT	PCT	FT-FTA	PCT	O-D=RB	AVG	PF-DI	AST	TO	BLK	STL	PTS	AVG
Fresh.	4/0	2-3	.667	1-2	.500	3-4	.750	0-4=4	1.0	2-0	7	4	0	2	8	2.0
RS-Fresh.	34/0	35-97	.361	6-29	.207	73-97	.753	12-37=49	1.4	61-0	102	43	3	23	149	4.4
Soph.	31/31	55-160	.344	33-97	.340	50-64	.781	21-103=124	4.0	80-2	124	27	3	35	193	6.2
Junior	31/31	33-102	.324	18-65	.277	17-29	.586	14-83=97	3.1	81-1	112	30	2	19	101	3.3
Senior	34/4	35-72	.347	22-65	.338	13-18	.722	19-66=85	2.5	53-1	65	13	0	17	85	2.5
TOTALS	134/66	150-434	.346	80-258	.310	156-212	.736	66-293=359	2.7	277-4	410	117	8	96	536	4.0



cut... made 8-of-8 free throws down the stretch in win over in-state rival Iowa State... credited with a career-high eight assists twice, both against Illinois... registered a career-high three steals in road win over Indiana... recorded a team-high five assists in comeback home win over Northwestern, including the game-winning inbound pass to Jordan Bohannon in the final second... letterwinner.

2017-18 Honors -- Fall Dean's List honoree... co-winner of the team's Academic Excellence Award. **2017-18** -- Played limited minutes in only four games with Iowa winning all four contests... missed first two games of the season due to sprained ankle... missed following eight contests due to mononucleosis... missed final 19 games after undergoing tonsillectomy on Dec. 26... played in first collegiate game on Dec. 10 in win over Southern University, collecting five points, four assists, three rebounds, and one steal... letterwinner.

High School -- Competed in seven Iowa state tournaments during his prep career at Iowa City West High School in basketball (4) and baseball (3)... four-year starter leading West HS to the state tournament all four years... led West HS as team captain to a 23-3 season and a Class 4A Basketball state title as a senior... led team in scoring (19.6 ppg) and rebounds (4.8 rpg), while also averaging 3.7 assists, and 1.8 steals per game his senior campaign... shot the basketball at a 52 percent clip from the field and 84 percent from the foul line as a senior... 2017 Des Moines Register Boys Basketball Player of the Year, Gazette-area Player of the Year, All Iowa Player of the Year, Conference Player of the Year, and State Tournament Most Valuable Player... ranked No. 90 by ESPN.com and No. 116 by Rivals.com... paced West with 19 points and eight rebounds in 2017 state title game win over West Des Moines Valley and was named captain of the 4A all-tournament team... named to the Des Moines Register's All-Iowa Elite Team... averaged 15.5 points, 4.9 assists, and 3.5 rebounds leading his team to a Class 4A Basketball runner-up finish as a junior... hit .407 for West's state runner-up baseball team his junior year... led team with eight home runs and four triples to go along with 33 RBI and 10 doubles in 2016... member of the National Honor Society... academic all-state.

Personal -- Born 7/13/98... graduated with Finance and Political Science degrees... parents are Fran and Margaret McCaffery... has three younger siblings, Patrick, Marit, and Jonathan... father is Iowa's head men's basketball coach and played basketball at Wake Forest and Penn... mother was an All-American basketball player at Notre Dame... high school coach was Steve Bergman.

MCCAFFERY'S FAVORITES

Movie(s): *Goodwill Hunting, Rocky*

TV Show(s): *West Wing, Entourage*

Snack: Popcorn

Hobbies: Playing video games, watching Netflix

Website: Nike.com

Restaurant: Rosebud

Band/Musician(s): Drake

Pro Team: Philadelphia Phillies

Technological Gadget: iPhone

Celebrity: Matt Damon

CAREER BESTS

Points: 19 vs. Connecticut, 11/16/18

Rebounds: 13 vs. Michigan, 1/17/20

FGM: 6 at Michigan State, 2/13/21

FGA: 10 vs. Northwestern, 2/28/22

3-pt FG: 5 vs. Northwestern, 2/28/22

3-pt FGA: 9 vs. Northwestern, 2/28/22

FTM: 9 vs. Connecticut, 11/16/18

FTA: 11 vs. Connecticut, 11/16/18


Assists: 10 at Maryland, 1/7/21

Steals: 3, 9x, last at Penn State, 1/31/22

Blocks: 1, 8x, last vs. Illinois, 3/13/21

Minutes: 39 at Minnesota, 2/16/20



**0 - Filip Rebrača****Forward****6-9, 230, Fifth Year****Sombor, Serbia****Williston Northampton/****University of North Dakota**

Hawk Items -- Posted 21 career double-doubles (20 at North Dakota; 1 at Iowa)... ranks eighth in North Dakota history with 76 blocked shots... scored in double figures in 65 career contests (60 at North Dakota; 5 at Iowa).

2021-22 Honors -- Co-winner of the team's Newcomer of the Year Award. **2021-22** -- Started all 36 contests at center... ranked second on the team in rebounds (5.6), third in blocks (0.7) and sixth in scoring (5.8)... netted double figures in five games... shot the basketball at a 53 percent clip from the field (86-of-161)... tallied a season-best 13 points in win at Maryland... rejected a season-best two shots in seven games... grabbed double-digit rebounds in three contests, including back-to-back road games (Minnesota; Rutgers)... registered one double-double, totaling 12 points and 12 rebounds in road victory at Minnesota... made one 3-pointer (Alabama State)... letterwinner.

2020-21 Honors -- Second-Team All-Summit League honoree... Academic All-District First Team. **2020-21** -- Started all 26 contests... led the team in scoring (16.8), rebounding (7.8), and field goal percentage (.506, 174-344)... posted season bests in 3-pointers made (15) and 3-point percentage (36.6 percent)... led the squad in scoring 14 times, rebounding 17 times, and blocks 11 times... became the 39th player in program history to surpass 1,000 points and the 25th player to have 1,000 points and 500 rebounds on Jan. 30, 2021... grabbed a team-best seven rebounds and scored 15 points at Miami... reached 15 points once again at Dixie State... scored a game-high 23 points on 10-of-19 shooting at Minnesota... netted a career-high 26 points on 10-of-15 shooting and grabbed six rebounds against South Dakota... led the team with 18 points vs. South Dakota State... led the team with 21 points and seven rebounds vs. North Dakota State... hit 5-of-6 shots for 12 points at SIU... scored 16 points and grabbed five rebounds vs. Kansas City... tallied 14 points and grabbed eight rebounds against Kansas City... scored a game-high 24 points on 11-of-20 shooting, added nine rebounds and two blocks at Oral Roberts... recorded his first double-double of the season with 14 points and 10 rebounds vs. NDSU... registered his fifth 20+ point outing with 21, seven rebounds, three assists and three steals vs. NDSU... scored 14 points at SDSU... had 15 points and eight rebounds at SDSU... recorded his second double-double of the season and sixth game with at

least 20 points with 25 points and 14 rebounds vs. WIU... eclipsed the 1,000-point mark for his career with 24 points and six rebounds vs. WIU (Jan. 30)... had 16 points and six rebounds at Denver... tallied his third double-double of the season with 13 points and 11 rebounds vs. South Dakota... netted 17 points in win over South Dakota... tallied back-to-back double-doubles, including scoring 22 points on Feb. 19, to close regular season at Omaha.

2019-20 Honors -- Named to the All-Summit League Honorable Mention Team. **2019-20** -- Started all 32 games... led the team and the league with 13 double-doubles... reached double figures 27 times... second on the team with 14.3 points per game and led the squad with 8.9 rebounds per game... his 13 double-doubles are the most by a UND player in a single season during the program's Division I era and his 15 career double-doubles rank him second for the most since 2008... finished second in the Summit League in shooting percentage and third in rebounds per game... reached 20 points for the first time in his career in the season-opening win vs. Crown College... tallied a double-double against No. 8/7 Gonzaga... scored a career-high 24 points, added 10 rebounds, and rejected eight shots against Milwaukee... the eight blocks are the most in a game since at least 2008, when UND moved to Division I, and was just two shy of the program record set by Dan Clausen, who had 10 against Augustana on Jan. 23, 1982... recorded double-doubles in road games against Nebraska and Oregon State... became the first player in UND's Division I history (2008-present) to tally a double-double in four straight games in conference wins over Denver and Purdue Fort Wayne... scored back-to-back 20-point outings for the first time in his career against South Dakota State and North Dakota State... matched his career-high 24 points on a personal-best 10 made field goals while grabbing 13 rebounds for his third straight 20+ point outing at Omaha... netted 14 points and grabbed 10 rebounds in UND's semifinal win over Purdue Fort Wayne.

2018-19 -- Reached double figures in seven of his 16 starts... led team in total blocks with 22 and rebounds per game with 5.9... tallied a career-high five assists vs. Oral Roberts... netted double figures with 11 points at Western Illinois... scored eight points and grabbed a game-high 11 rebounds vs. South Dakota... reached double figures with 15 points and six rebounds vs. South Dakota State... posted a trio of blocks and reached double figures with 10 points vs. Western Illinois... collected second double-double of the season with 15 points and a career-high 13 rebounds vs. Mayville State... tallied a career-high 19 points and added eight rebounds vs. Idaho... tallied the first double-double of his career against Concordia with 12 points and 12 rebounds... made his first-career start vs. Minnesota Morris, scoring 10 points and snagging a team-high eight boards... erupted for 13 points on 5-of-8 from the field at No. 10 Kentucky along with six rebounds, three steals, and a block.

CAREER STATISTICS (NORTH DAKOTA*)

YEAR	GP/GS	FG-FGA	PCT	3-PT	PCT	FT-FTA	PCT	O-D=RB	AVG	PF-DI	AST	TO	BLK	STL	PTS	AVG
Fresh.*	29/16	96-180	.533	10-28	.357	31-52	.596	49-123=172	5.9	75-1	18	43	26	15	233	8.0
Soph.*	32/32	190-328	.579	1-9	.111	78-117	.667	81-204=285	8.9	79-0	51	75	33	18	459	14.3
Junior*	26/26	174-344	.506	15-41	.366	74-122	.607	48-149=197	7.6	69-3	31	61	17	16	437	16.8
Senior	36/36	86-161	.534	1-6	.167	35-58	.603	68-134=202	5.6	83-1	26	31	24	14	208	5.8
TOTALS	123/110	546-1013	.539	27-84	.321	218-349	.625	246-610=856	7.0	306-5	126	210	100	63	1,337	10.9



Before UND -- Spent this past season at Williston Northampton School in Easthampton, Massachusetts, where he was named the Dale Lash Team MVP (Easthampton) and earned Class A All-NEPSAC accolades.

Personal -- Born 9/3/97 in Treviso, Italy... graduated with degree in Economics... post-graduate study is Finance... parents are Daniela and Željko Rebrača... has three younger siblings, Katja, Alisa, Vojin... high school coach was Ben Farmer... father, Željko, played professional basketball for 16 years.

REBRACA'S FAVORITES

Snack: PB&J

Hobbies: Video games, chess, board games

Book: Animal Farm

Website: YouTube

Restaurant: Estela's

Band/Musician: NBA YoungBoy

Phone App: Twitter

Pro Teams: Denver Nuggets, Milwaukee Bucks, Partizan Belgrade

Celebrity: Tom Hardy

CAREER BESTS

Points: 26 vs. South Dakota, 12/10/20

Rebounds: 16 at Denver, 1/2/20

FGM: 11 at Oral Roberts, 1/8/21

FGA: 21 at Omaha, 2/26/20

3-pt FG: 2, 8x, last vs. Omaha, 2/20/21

3-pt FGA: 5 at South Dakota State, 2/9/19

FTM: 11 vs. Western Illinois, 1/29/21

FTA: 12 vs. Western Illinois, 1/29/21


Assists: 5, 2x, last at Florida Gulf Coast, 11/29/19

Steals: 4 at Oral Roberts, 1/9/21

Blocks: 8 at Milwaukee, 11/19/19

Minutes: 41 vs. North Dakota State, 1/16/21



**22 - Patrick McCaffery****Forward****6-9, 210, Junior****Iowa City, Iowa****West HS**

Hawk Items -- Enters his junior season having scored in double figures 27 times... granted retired uniform #22 by lettermen and All-American Bill Seaberg (1954-56) in honor of Austin "Flash" Schroeder, who passed away in 2015.

2021-22 Honors -- Co-winner of the team's Kenny Arnold Hawkeye Spirit Award. **2021-22** -- Started all 32 games played... ranked third on the team in points (10.5) and free throws made (1.7) per game, fourth in rebounds per contest (3.6), 3-pointers made (1.03) and blocks (0.5) per game, and second in field goals made (3.9) and attempted (9.2) per contest... posted single season bests in every statistical category... netted double figures 21 times... scored a season-high 18 points twice (Minnesota; Richmond)... played a career-high 37 minutes, totaling 16 points and seven rebounds at Penn State... led the team in scoring in its NCAA Tournament game versus Richmond, making a personal-best four 3-pointers... averaged 8.8 points in four Big Ten Tournament games... tallied 16 points on 7-of-11 shooting from the field and 2-of-2 at the foul line versus Indiana in the Big Ten Tournament semifinals... made a personal-best 7-of-10 from the free throw line at #2 Purdue... letterwinner.

2020-21 Honors -- Earned the team's Most Improved Player Award. **2020-21** -- Played in all 31 games... averaged 5.2 points and 2.7 rebounds... scored in double figures six times... led team in steals five times and blocks four times... shot 50 percent or better in five of Iowa's last six contests, including all four postseason games... tallied 10 points and two rebounds against Oregon in the NCAA Tournament Second Round... scored two points or more in 11 of the last 12 games, including seven straight... netted six points and snagged two rebounds in first career NCAA Tournament game of his career versus Grand Canyon... equaled a personal best with two rejections in win over Wisconsin in the Big Ten Tournament... made 18 of 26 field goal attempts (.692) in last six home games (Michigan State, Ohio State, Rutgers, Penn State, Nebraska, Wisconsin)... posted career bests in scoring (19), 3-pointers made (3), rebounds (6), field goals made (8) and attempted (13) in victory over Nebraska... registered 10 points in double-digit victory at Maryland... letterwinner.

2019-20 -- Saw limited action in two games... missed the remainder of the season due to health and wellness related to his thyroid... letterwinner.

High School -- Iowa City West High School's all-time leading scorer... finalist for 2019 Des Moines Register's All-Iowa Boys' Basketball

Player of the Year... finalist for the 2019 Cedar Rapids Gazette Male Athlete of the Year... ranked as the 60th-best recruit in the nation according to ESPN.com... helped lead West HS to the 2017 4A State Championship; state runner-up finishes in 2016 and 2018; state tournament appearance in 2019... won a combined 86 games during his four-year career, winning 21 or more games all four seasons... two-time team captain (2018, 2019)... first team all-state, all-conference, and all-sub state as a junior and senior... second team all-state, first team all-conference, and first team all-sub state as a sophomore... averaged 25.1 points per game (58.2 field goal percentage) and 7.6 rebounds as a senior, 19.9 points and six rebounds per game as a junior, and 13.8 points and five rebounds as a sophomore... shot better the basketball better than 50 percent during his prep career... three-year starter and four-year letterwinner... member of the USA Basketball 3-on-3 Youth Olympics team that competed in Brazil in October, 2018... invited for USA Basketball U18 Trials... selected to compete for the US All-Stars at the Capital Hoops Classic in Washington, D.C., registering 10 points, five rebounds, and two assists in a starting role... competed on D1 Minnesota's AAU team the summer of 2019.

Personal -- Born 3/20/00... Sport and Recreation Management major... parents are Fran and Margaret McCaffery... has three siblings, Connor, Marit, and Jonathan... father is Iowa's head men's basketball coach and played basketball at Wake Forest and Penn... mother was an All-American basketball player at Notre Dame... older brother Connor is a redshirt sophomore teammate... high school coach was Steve Bergman.

MCCAFFERY'S FAVORITES

Movie(s): Rocky Series, Creed, Fast & Furious franchise

TV Show(s): Entourage, The Office, 24

Snack: Fruit snacks, Cheese-It

Hobbies: Watching TV, playing 2K

Website: YouTube

Restaurant: Pancheros

Band/Musician(s): Drake

Pro Team: Any team with LeBron James

Technological Gadget: iPhone

Celebrity: Drake, LeBron James, Anna Kendrick

CAREER BESTS

Points:	19 vs. Nebraska, 3/4/21
Rebounds:	7, 3x, last vs. Minnesota, 2/6/22
FGM:	8, 2x, last vs. Minnesota, 2/6/22
FGA:	17 vs. Richmond, 3/17/22
3-pt FG:	4 vs. Richmond, 3/17/22
3-pt FGA:	7 vs. Richmond, 3/17/22
FTM:	7 at Purdue, 12/3/21
FTA:	10 at Purdue, 12/3/21
Assists:	4, 3x, last vs. Nebraska, 2/13/22
Steals:	3 vs. Indiana, 1/13/22
Blocks:	2, 4x, last vs. Penn State, 1/22/22
Minutes:	37 at Penn State, 1/31/22

CAREER STATISTICS

YEAR	GP/GS	FG-FGA	PCT	3-PT	PCT	FT-FTA	PCT	O-D=RB	AVG	PF-DI	AST	TO	BLK	STL	PTS	AVG
Fresh.	2/0	3-10	.300	0-4	.000	0-0	.000	2-3=5	2.5	2-0	1	0	0	1	6	3.0
RS-Fresh.	31/0	60-137	.438	13-43	.302	29-41	.707	26-57=83	2.7	20-0	28	13	12	11	162	5.2
Soph.	32/32	124-294	.422	33-100	.330	55-77	.714	26-88=114	3.6	23-0	50	21	15	19	336	10.5
TOTALS	65/32	187-441	.424	46-147	.313	84-118	.712	54-148=202	3.1	45-0	79	34	27	31	504	7.8



20 -- Kris Murray

Forward

6-8, 220, Junior

Cedar Rapids, Iowa

Prairie HS/DME Sports Academy (FL)



Hawk Items -- Twin of Keegan, who played two seasons at Iowa (2021-22) and was a consensus first-team All-American as a sophomore... son of former Hawkeye Kenyon Murray (1993-96), who named Kris as a tribute to former teammate Chris Street, who died in an auto accident midway through his junior season in 1993... enters his junior season having scored 20+ points twice... No. 25 at DME Academy was retired in the summer of 2022.

2021-22 Honors -- Co-Winner of the team's Most Improved Player Award. **2021-22** -- Competed in 35 games, including one start... posted single season bests in every statistical category... improved his scoring average by +9.1 points per game and rebounding average by 3.7 per outing... Iowa's leading scorer (9.7 ppg) and rebounder (4.3 rpg) off the bench, which ranked fourth and third overall, respectively... his 31 blocks ties for Glen Worley (2002) for eighth most by a Hawkeye sophomore... his 43 3-point field goals are ninth most by a Hawkeye sophomore... also ranked second on the squad in 3-point accuracy (.387, 43-of-111), blocked shots per game (0.9) and field goals made (124), third in offensive (1.6) and defensive (2.7) rebounds, fourth in field goals attempted (259) and steals (0.8)... ranked 11th in the Big Ten in blocks per game (0.9)... scored in double figures 16 times, including a stretch of 6-of-8 Big Ten games (Feb. 13-March 6)... posted lone double-double in home victory over Indiana, posting personal bests in scoring (29), rebounds (11), field goals made (12) and attempted (18), steals (3), blocks (3), and minutes played (29)... amassed 23 points, bolstered by sinking all nine free throw attempts, versus #9 Purdue... made at least one 3-pointer in a team-best 17 consecutive games (Jan. 22-March 13)... recorded multiple steals in 10 games and multiple blocks in nine contests... letterwinner.

2020-21 -- Saw limited action in 13 contests... scored a season-best four points in a season-high 10 minutes of action in victory over Nebraska... played in first career Big Ten game at Maryland, scoring two points... recorded two points, two rebounds, and a block in six minutes versus N.C. Central in collegiate debut... letterwinner.

High School -- After graduating from Prairie High School in 2019, spent a post-graduate year at DME Sports Academy in Daytona Beach, Florida... averaged 19.5 points, 6.4 rebounds, 2.1 assists, 2.5 blocks, and 1.1 steals per game as a senior... postseason honors following his senior year at Prairie HS: second-team all-state by Prep Hoops IA and IBCA; unanimous first-team all-league; first-team all-metro; Eastern Iowa All-Area Team; All-Sub State District 5... unanimous first-team all-conference and all-metro as a junior... two-time team captain (2018, 2019)... Honor Roll student all four years of high school... three-year letterman in golf.

Personal -- Born 8/19/00... Sport and Recreation Management major... parents are Kenyon and Michelle Murray... has three siblings, Keegan (identical twin), McKenna, and Demetrius Harper... high school coach was Jeremy Rickertson... DME Academy Coach was Wesam Al-Sous... AAU coach was Tanner Carlson.

MURRAY'S FAVORITES

Movie(s): *Step Brothers, Happy Gilmore*

TV Show(s): *The Office, Criminal Minds*

Snack: Trail mix

Hobbies: Golfing, puzzles

Website: ESPN.com

Restaurant: Houligan's, Leonardo's

Phone App: TikTok

Pro Teams: Boston Celtics, New Orleans Saints, Philadelphia Phillies

Technological Gadget: Phone, PS4

Celebrity: Kevin Hart

CAREER BESTS

Points:	29 vs. Indiana, 1/13/22
Rebounds:	11 vs. Indiana, 1/13/22
FGM:	12 vs. Indiana, 1/13/22
FGA:	18 vs. Indiana, 1/13/22
3-pt FG:	3, 4x, last vs. Michigan State, 2/22/22
3-pt FGA:	6 vs. Purdue, 1/27/22
FTM:	9 vs. Purdue, 1/27/22
FTA:	9 vs. Purdue, 1/27/22
Assists:	3 at Penn State, 1/31/22
Steals:	3 vs. Indiana, 1/13/22
Blocks:	3 vs. Indiana, 1/13/22
Minutes:	29 vs. Indiana, 1/13/22

CAREER STATISTICS

YEAR	GP/GS	FG-FGA	PCT	3-PT	PCT	FT-FTA	PCT	O-D=RB	AVG	PF-DI	AST	TO	BLK	STL	PTS	AVG
Fresh.	13/0	3-13	.231	0-5	.000	2-2	1.000	3-5=8	0.6	3-0	1	2	1	1	8	0.6
Soph.	35/1	124-259	.479	43-111	.387	49-76	.645	55-94=149	4.3	87-2	37	27	31	29	340	9.7
TOTALS	48/1	127-272	.467	43-116	.371	51-78	.654	58-99=157	3.3	90-2	38	29	32	30	348	7.3

**23 - Josh Ogundele***(pronounced Oh-GOON-duh-lay)***Center****6-10, 275, Junior****London, England****Worcester Academy (MA)**

Hawk Items -- Second London native to be recruited by Fran McCaffery (Gabe Olaseni, 2012-15)... moved to U.S. when he was 16 years old.

2021-22 -- Competed in 19 contests... posted single-season bests in every statistical category... scored in 10 games... shot the basketball at a 54 percent clip from the field (13-of-24)... totaled 29 points, 24 rebounds, five blocks, and four steals... had his best game statistically at #2 Purdue filling in for the injured Keegan Murray, totaling personal bests in minutes played (16), points (7), blocks (3), and rebounds (5)... provided valuable minutes in the Big Ten Tournament championship game versus #9 Purdue, posting four points and a steal in 10 minutes of action... tied a career high with five rebounds versus Northwestern in the second round of the Big Ten Tournament... letterwinner.

2020-21 -- Saw limited action in eight games... grabbed a season-high two rebounds three times... netted a season-best four points on 2-of-2 shooting from the field in victory over Nebraska... equaled a personal best with two rebounds in road win at Michigan State... letterwinner.

High School -- Two-year starter for Worcester Academy... averaged 7.3 points, four rebounds in 26 games as a junior... played for Boston Amateur Basketball Club (BABC) in Nike's Elite Youth Basketball League (EYBL) since 2018... averaged 13.4 points and 13.8 rebounds in EYBL... posted 14 points and nine rebounds versus nationally-ranked Link Year Prep at National Prep Showcase in 2019... tallied a career-high 20 points versus Bradford Christian Academy as a sophomore... volunteered more than 100 hours of community service at Worcester Academy (St. John's Soup Kitchen; Union Hill School; Hill-O-Ween; Friendly House; Rainbow Child Development Center)... played for the English National Team in 2015... won a silver medal on the 2016 Great Britain National Team.

Personal -- Born 12/19/00... Enterprise Leadership major... mother is Angela Enaohwo and stepfather is Emmanuel Ojingba... has three stepsisters, Tegan, and twins Megan, and Payton... high school coaches were Jamie Sullivan, Michael Adu, and Dan Sullivan... AAU coach was Leo Papile.

OGUNDELE'S FAVORITES

Movie(s): *The Hate You Give, End Game*

TV Show(s): *Stranger Things, Money Heist, You, Umbrella Academy*

Snack: Barbeque Crisps

Hobbies: PS4, watching movies and shows, hanging out with friends

Phone App: Instagram or Snapchat

Band/Musician(s): Roddy Ricch, Pop Smoke, Meek Mill, Unknown T

Technological Gadgets: iPhone, PS4

CAREER BESTS

Points: 7 at Purdue, 12/3/21

Rebounds: 7 vs. Northern Illinois, 12/13/20

FGM: 3 at Purdue, 12/3/21

FGA: 5 vs. Northwestern, 3/10/22

3-pt FG: ---

3-pt FGA: ---

FTM: 1, 4x, last at Wisconsin, 1/6/22

FTA: 3, 2x, last at Purdue, 12/3/21

Assists: ---

Steals: 2 vs. Portland State, 11/26/21

Blocks: 2 vs. Illinois, 12/6/21

Minutes: 16 at Purdue, 12/3/21

CAREER STATISTICS

YEAR	GP/GS	FG-FGA	PCT	3-PT	PCT	FT-FTA	PCT	O-D=RB	AVG	PF-DI	AST	TO	BLK	STL	PTS	AVG
Fresh.	8/0	3-6	.500	0-0	.000	1-4	.250	6-2=8	1.0	5-0	0	0	0	0	7	0.9
Soph.	19/0	13-24	.542	0-0	.000	3-10	.300	8-16=24	1.3	19-0	0	9	5	4	29	1.5
TOTALS	27/0	16-30	.533	0-0	.000	4-14	.286	14-18=32	1.2	24-0	0	9	5	4	36	1.3



11 - Tony Perkins

Guard

6-4, 205, Junior

Indianapolis, Indiana

Lawrence North



2021-22 Honors -- Co-winner of the team's Most Improved Player Award.
2021-22 -- Saw action in all 36 games, including starting the final 15 games at point guard... started first collegiate game in a home win over Minnesota... Iowa went 12-3 with Perkins in the starting lineup... ranked third on the team in steals (0.9), fourth in offensive rebounds (0.9) and free throws made (1.4), fifth in scoring (7.4) and field goals made (2.8), and sixth in rebounding (2.4)... shot 80 percent (62-of-65) from the foul line... reached double figures in scoring 10 times, including 15 points or more five times... netted a personal-best 20 points in win at Nebraska... posted career highs in rebounds (12), field goal (13) and free throw (7) attempts and minutes played (34) at #20 Illinois... dished out 4+ assists in six games... recorded multiple steals in seven contests... letterwinner.

2020-21 -- Saw action in 24 games... scored a personal-best five points in final game of the season against Oregon in the NCAA Tournament Second Round... tallied four points six times, including versus #3 Illinois at the Big Ten Tournament... credited with a personal-best three assists in victory over Nebraska... netted four points in home win over Michigan State... provided a defensive spark playing seven meaningful minutes at #19 Illinois... tallied four points at Northwestern... recorded four points and personal bests in field goal attempts (6) rebounds (7), and steals (2) in win over Northern Illinois... letterwinner.

High School -- One of 13 seniors named to the 2020 Indiana All-Star Team... averaged 18.6 points, 5.6 rebounds, 3.5 assists and 1.8 steals leading Lawrence North to a 25-2 record... shot 58 percent from the field and 35 percent from 3-point range in 2020... averaged 15.9 points, 4.8 rebounds, and three assists per game while shooting 38 percent from 3-point range as a junior... Junior All-Star... earned all-state recognition one year and was a two-time honorable mention all-state honoree... two-time all-conference selection... two-time team Most Valuable Player and Defensive Player of the Year... led Lawrence North High School to 18 wins as a sophomore and 17 victories as a junior... three-time team captain... starter on his high school team all four years... competed on the EG10 AAU team.

Personal -- Born 12/4/01... Sport and Recreation Management major... parents are Tony Perkins and Renita Hendersen... has three younger brothers, Davion, Danzon, and Dalen... high school coach was Jack Keefer... AAU coach was Franklin Hendersen.

PERKINS' FAVORITES

Movie(s): *Friday, Next Friday, All About The Benjamins*

TV Show(s): *All-American*

Snack: Chips and ice cream

Hobbies: Videos games, listening to music

Restaurant: Texas Roadhouse, Applebee's, Friday's

Pro Team(s): Los Angeles Lakers, New England Patriots, New York Yankees

CAREER BESTS

Points: 20 at Nebraska, 2/25/22

Rebounds: 12 at Illinois, 3/6/22

FGM: 8 at Nebraska, 2/25/22

FGA: 13 at Illinois, 3/6/22

3-pt FG: 2, 6x, last vs. Rutgers 3/11/22

3-pt FGA: 4 vs. Utah State, 12/18/21

FTM: 4, 2x, last vs. Western Michigan, 11/22/21

FTA: 7 at Illinois, 3/6/22

Assists: 6 vs. Northwestern, 3/10/22

Steals: 5 vs. Northwestern, 2/28/22

Blocks: 1, 4x, last at Nebraska, 2/25/22

Minutes: 34 at Illinois, 3/6/22

CAREER STATISTICS

YEAR	GP/GS	FG-FGA	PCT	3-PT	PCT	FT-FTA	PCT	O-D=RB	AVG	PF-DI	AST	TO	BLK	STL	PTS	AVG
Fresh.	24/0	15-33	.455	1-3	.333	7-15	.467	10-21=31	1.3	21-0	16	3	1	5	38	1.6
Soph.	36/15	99-222	.446	17-53	.321	52-65	.800	32-56=88	2.4	62-1	59	33	3	32	267	7.4
TOTALS	60/15	114-255	.447	18-56	.321	59-80	.738	42-77=119	2.0	83-1	75	36	4	37	305	5.1

**4 - - Ahron Ulis****Guard****6-3, 190, Junior****Chicago Heights, Illinois****Marian Catholic**

2021-22 Honors -- Co-winner of the team's Top Playmaker Award. **2021-22** -- Saw action in 35-of-36 games... scored in 24 contests, including reaching double figures twice (N.C. Central; Illinois)... dished out 3+ assists in 10 games... posted single-season bests in points (110), steals (19), assists (73), rebounds (69), field goals made (34), free throws made (38), and 3-pointers made (4)... had a 2.28 assist-to-turnover ratio... tallied a personal-best 12 points in win over N.C. Central... posted career highs in rebounds (5), field goals made (4) and attempted (9), and 3-pointers made (1) and attempted (2) in home victory over Minnesota... played a career-high 27 minutes, scoring all seven of his points from the free throw line in overtime at Penn State... registered 11 points, seven rebounds, and a personal-best three steals in home game against Illinois... dished out a career-high eight assists in win over Western Michigan... letterwinner.

2020-21 -- Competed in 17 contests... led the team in assists once and blocks once... missed only two free throw attempts (18-of-20, .900)... dished out a personal-best four assists three times, including the NCAA Tournament Second Round game versus Oregon... matched a personal best with three rebounds in 30-point win at Michigan State... played 14 key minutes off the bench in first career Big Ten game at #14 Rutgers, recording two points and a personal-best four assists... netted a season-high six points versus Southern University... letterwinner.

High School -- Two-time ESCC Player of the Year... named to the AP All-State Class 4A First Team as a senior... three-year starter and finished with over 1,500 points, trailing only his brother, Tyler, in the school's record book... averaged 20.3 points, 4.1 rebounds, and 2.8 assists in 2019-20... averaged 18 points, five assists, and four rebounds as a junior... averaged 13.5 points, five assists, and three rebounds as a sophomore... second team all-state and Chicago Sun Times All-Area as a junior... three-time ESCC All-Conference and two-time Daily Southtown All-Area honoree... Chicago All-Area as a junior and senior... led Marian Catholic to 78 wins his final three seasons as starting point guard, in-

cluding 27 victories as a junior and 26 as a sophomore, third and fourth most in school single-season history, respectively... led Marian Catholic to its first third place finish at the ISHA 3A state championship; sectional and super-sectional championships in 2019... led team in scoring and assists his final two seasons... three-time Hinsdale All-Tournament Team (MVP as a junior) and Chicago Heights All-Tournament Team... helped Marian Catholic secure three straight regional titles and an ESCC title in 2019 and 2020... three-time team captain... Peach Jam competitor the last two summers on the Nike Meanstreets AAU team... tallied 22 points, seven rebounds, and six assists in win over Drive Nation and 20 points, eight rebounds, and eight assists in triumph over Bluff City Legends on the AAU circuit... older brother, Tyler, played two seasons at Kentucky (2015-16).


Personal -- Born 10/4/01... African American Studies major... parents are James and Leslye Ulis... has three siblings, Tyler, Jay and Anton Porter... brother Tyler played two seasons at Kentucky (2015-16) and was picked 34th in the 2016 NBA Draft by the Phoenix Suns... high school coach was Mike Taylor... AAU coach was Tai Streets.

ULIS' FAVORITES**TV Show:** *Martin***Snack:** Tollhouse Chocolate Chip Cookies**Hobbies:** PS4**Website:** YouTube.com**Food:** Ribeye Steak**Restaurant:** Maestros**Phone App:** Snap**Band/Musician(s):** Polo G, Lil Herb**Celebrity:** LeBron James**CAREER BESTS**

Points:	12 vs. N.C. Central, 11/16/21
Rebounds:	5, 2x, last vs. Minnesota, 2/6/22
FGM:	4 vs. Minnesota, 2/6/22
FGA:	9 vs. Minnesota, 2/6/22
3-pt FG:	1, 4x, last vs. Minnesota, 2/6/22
3-pt FGA:	2, 3x, last vs. Minnesota, 2/6/22
FTM:	7, 2x, last at Penn State, 1/31/22
FTA:	8, 2x, last at Penn State, 1/31/22
Assists:	8 vs. Western Michigan, 11/22/21
Steals:	3 vs. Illinois, 12/6/21
Blocks:	1 vs. Oregon, 3/22/21
Minutes:	27 at Penn State, 1/31/22

CAREER STATISTICS

YEAR	GP/GS	FG-FGA	PCT	3-PT	PCT	FT-FTA	PCT	O-D=RB	AVG	PF-DI	AST	TO	BLK	STL	PTS	AVG
Fresh.	17/0	5-15	.333	0-3	.000	18-20	.900	6-9=15	0.9	8-0	20	6	1	1	28	1.6
Soph.	35/0	34-100	.340	4-12	.333	38-48	.792	19-50=69	2.0	41-0	73	32	0	19	110	3.1
TOTALS	52/0	39-115	.339	4-15	.267	56-68	.824	25-59=84	1.6	49-0	93	38	1	20	138	2.7

**44 - - Riley Mulvey****Forward****6-11, 245, Sophomore****Rotterdam, N.Y.****St. Thomas More**

2021-22 -- Competed in 17 games... totaled 16 points, 15 rebounds, five blocks, and two assists... shot at a 50 percent clip from the field (6-of-12) and made all four free throw attempts... tallied eight of his 16 points this season against Western Michigan... snagged a season-high five rebounds versus Alabama State... rejected a personal-best three shots against Northwestern in the Big Ten Tournament Second Round... letterwinner.

High School -- Averaged 12 points, 12.4 rebounds and 6 blocks per game at Albany Academy... left New York after sophomore year due to COVID-19 to play at St. Thomas More in Connecticut... averaged 14.2 points, 11.7 rebounds, 2.4 assists, 1.9 steals, and 3.9 blocks per game (New England Preparatory School Athletic Council AAA – NCAA collegiate rules)... second-ranked 2022 junior in Connecticut before reclassifying and ranked as the No. 5 player in 2021... Albany Academy team accomplishments: NYS Federation Champions Class A 2019; posted a 19- record and was ranked as the No. 1 team in New York State Class A as a freshman; voted MVP of the Upstate Downstate Challenge Winner; Big North Showcase Winner; ranked No. 1 in the New York State Federation Class A as a sophomore (prior to pandemic)... boasted a 3.89 grade point average (GPA) at Albany Academy his sophomore year and a 3.93 GPA at St. Thomas More he junior year (reclassified to a senior)... also competed in tennis.

Personal -- Born 10/8/02... Health and Human Physiology major... parents are Martin and Janet Mulvey... father played soccer at Siena College... has three older brothers, Taylor, CJ, and Alex... St. Thomas More head coach was Jere Quinn.

MULVEY'S FAVORITES**Movie(s):** *Inception***TV Show(s):** *The Flash***Snack:** Pringles**Hobbies:** Reading manga, watching anime, playing video games**Website:** YouTube**Restaurant:** Tops Diner**Band/Musician:** Surfaces**Phone App:** Crunchyroll**Pro Team(s):** San Antonio Spurs**Technological Gadget:** iPhone**Celebrity:** Kevin Hart**CAREER BESTS****Points:** 8 vs. Western Michigan, 11/22/21**Rebounds:** 5 vs. Alabama State, 11/18/21**FGM:** 3 vs. Western Michigan, 11/22/21**FGA:** 5 vs. Western Michigan, 11/22/21**3-pt FG:** - - -**3-pt FGA:** 1, 2x, last vs. Northwestern, 3/10/22**FTM:** 2, 2x, last vs. Western Michigan, 11/22/21**FTA:** 2, 2x, last vs. Western Michigan, 11/22/21**Assists:** 1, 2x, last vs. Southeastern Louisiana, 12/21/21**Steals:** - - -**Blocks:** 3 vs. Northwestern, 3/10/22**Minutes:** 13 vs. Western Michigan, 11/22/21**CAREER STATISTICS**

YEAR	GP/GS	FG-FGA	PCT	3-PT	PCT	FT-FTA	PCT	O-D=RB	AVG	PF-DI	AST	TO	BLK	STL	PTS	AVG
Fresh.	17/0	6-12	.500	0-2	.000	4-4	1.000	4-11=15	0.9	12-0	2	4	5	0	16	0.9

**20 - Payton Sandfort****Forward****6-7, 215, Sophomore****Waukee, Iowa****Waukee HS**

2021-22 Honors -- Co-winner of the team's Newcomer of the Year Award... Spring Semester Dean's List honoree. **2021-22** -- Competed in 34-of-36 games... his 34 3-pointers made were fourth most on the team and are the eighth most ever by a Hawkeye freshman... missed only one free throw attempt (15-of-16, .938)... tallied double figures in scoring seven times... averaged five points per game... poured in a season-high 21 points, bolstered by sinking five 3-pointers, in victory over Alabama State... made 6-of-10 (.600) from long distance in Iowa's four games at the Big Ten Tournament, including sinking both attempts in the championship game versus #9 Purdue... sank a combined ten 3-pointers in back-to-back games (Alabama State; Western Michigan)... pulled down a season-best eight rebounds in win at Nebraska... letterwinner.

High School -- Iowa Basketball Coaches Association 4A Player of the Year as a senior... McDonald's All-American nominee in 2021... averaged 16.6 points (56% FG; 49% 3-pt), 7.7 rebounds, and 3.1 assists his senior season... averaged 19.8 points, 8.7 rebounds, and 4.0 assists his junior season... two-time team captain... shot at a 45 percent clip from 3-point range his sophomore and junior seasons... two-time first-team All-State (Des Moines Register and Iowa Newspaper Writers Association)... All-Elite Team in 2021... first-team all-conference, State All-Tournament Team, and All Substate Team honoree as a junior... led Waukee High School to a State championship as a senior... led team to a conference and substate championship, and State tournament runner-up finish as a junior... member of the Waukee 2018 and 2019 conference and substate championship team that also placed third at the Iowa State tournament both seasons... competed on Kingdom Hoops AAU team in 2020, averaging 21 points, nine rebounds, and seven assists... starter

on the Waukee Golf Team that won the 2020 state and district championship... individual runner-up at the district tournament, shooting an even-par 71... National Honor Society member... three-time All-Academic Award (Central Iowa Metro League)... Powerlife Leader for Lutheran Church of Hope middle school students the last three years.

Personal -- Born 7/12/02... Business major... parents are Brian and Gretchen Sandfort... has two younger siblings, Pryce and Piper... father played basketball at Hastings College... mother played basketball at Simpson College... high school coach was Justin Ohl... AAU coach was Tim Lubke.

SANDFORT'S FAVORITES**Movie:** *Deja Vu***TV Show(s):** *The Office***Snack:** Reese's**Hobbies:** Playing golf**Restaurant:** Estella's**Band/Musician:** Macklemore**Phone App:** YouTube**Pro Team(s):** San Antonio Spurs, Indianapolis, Colts**Technological Gadget:** PS4**Celebrity:** Kevin Hart**CAREER BESTS****Points:** 21 vs. Alabama State, 11/18/21**Rebounds:** 8 vs. Nebraska, 2/13/22**FGM:** 7 vs. Alabama State, 11/18/21**FGA:** 15 vs. Alabama State, 11/18/21**3-pt FG:** 5, 2x, last vs. Western Michigan, 11/22/21**3-pt FGA:** 12 vs. Alabama State, 11/18/21**FTM:** 2, 7x, last vs. Rutgers, 3/11/22**FTA:** 2, 8x, last vs. Rutgers, 3/11/22**Assists:** 2, 5x, last vs. Indiana, 3/12/22**Steals:** 1, 5x, last vs. Purdue, 3/13/22**Blocks:** 1, 4x, last vs. Minnesota, 2/6/22**Minutes:** 21 vs. Alabama State, 11/18/21**CAREER STATISTICS**

YEAR	GP/GS	FG-FGA	PCT	3-PT	PCT	FT-FTA	PCT	O-D=RB	AVG	PF-DI	AST	TO	BLK	STL	PTS	AVG
Fresh.	34/0	61-146	.418	34-93	.366	15-16	.938	24-41=65	1.9	29-0	22	16	4	5	171	5.0



5 - - Dasonte Bowen

Guard

6-2, 174, Freshman

Boston, Massachusetts

Brewster Academy (NH)



High School -- All-NEPSAC first team honoree as a senior and sophomore... helped lead Brewster Academy to NEPSAC AAA championship his senior season... netted 37 points and seven assists in a game as a sophomore at Worcester Academy... averaged 15.2 points, 3.6 rebounds, 2.6 assists, and 1.4 steals while shooting 52.7 percent from the field, 47.4 percent from 3-point range, and 90 percent from the foul line the summer of 2021 playing EYBL... played with Hawkeye junior Josh Ogundele at Worcester Academy in 2020.

Personal -- Born 11/28/02... African American Studies major... parents are Ray and Raymona, and stepmother Stephanie Bowen... has four older siblings, Sasha, Shaina, Raymond and Sheena.

BOWEN'S FAVORITES

Movie: *Home Alone*

TV Show: *Stranger Things*

Hobbies: Playing video games

App: Instagram

Restaurant: Chick-fil-A

Band/Musician: Gunna

Pro Team: Boston Celtics

Book: *Chop Wood Carry Water*

Celebrity: Kylie Jenner

Holiday: Christmas

Vacation: Antigua

Class Subject: Science

Ice Cream Flavor: Cookies and cream


4 - - Josh Dix

Guard

6-5, 192, Freshman

Council Bluffs, Iowa

Lincoln HS



High School -- Three-year team captain... averaged 20 points, 7.8 rebounds and 5.8 assists per game prior to suffering season-ending injury (right leg) in January of his senior season... three-time first-team all-conference selection and City Player of the Year... third team all-state as a sophomore and first-team all-state as a junior... shot 50 percent or better from the field his first three seasons of prep basketball... averaged a team-best 19.4 points, 7.2 rebounds, 4.3 assists as a junior... shot at 54 percent from the field, 38 percent from 3-point range, and 73 percent from the foul line as a junior... surpassed 1,000 career points last season... averaged 17.5 points, 5.1 rebounds as a sophomore and 10.2 points per contest as a freshman... three-time academic all-conference honoree.

Personal -- Born 6/29/04... Pre-Business major... parents are Nate and Kelly Dix... has two younger siblings, Lydia, Joey and Grayson.

DIX'S FAVORITES

Movie: *Spider-Man*

TV Show: *Stranger Things*

Snack: Cheddar Chex Mix or fruit snacks

Hobbies: Playing video games & chilling with friends

App: Instagram

Restaurant: Olive Garden

Band/Musician: Drake

Pro Team: Los Angeles Lakers

Technological Gadget: iPhone

Celebrity: Zendaya

Vacation: Destin, Florida

Ice Cream Flavor: Chocolate



10 - - Dante Eldridge

Guard

5-9, 170, Junior

Boston, Massachusetts

Kirkwood CC

Iowa City West HS

Hawk Item -- Preferred walk-on.

Junior College -- Played two seasons at Kirkwood Community College... started 30 of 31 games as a sophomore, averaging 8.6 points, 4.0 assists and 2.5 rebounds per game... earned second team all-conference recognition in 2022 helping Kirkwood win 23 games and capture the regular season conference championship... saw action in 20 games, including 18 conference contests as a freshman.

High School -- All-State second team and team captain as a junior... member of Iowa City West High School's team that won 20+ games all four years, including winning the 4A Iowa State championship as a freshman and runner-up honors as a sophomore... also competed in track & field (sprints, relays, high jump and long jump)... member of the distance medley relay team that broke the school record... competed in the Drake Relays and placed second in the state competition.

Personal -- Born 4/22/00... African American Studies major... parents are Courtney and Aisha Eldridge... has three siblings, Khalil and twins Jordan and Aliyah... father, Courtney, played for Coach McCaffery at UNC Greensboro and is an Iowa Assistant Coach... high school coach was Steve Bergman... junior college coach was Tim Sandquist.

ELDRIDGE'S FAVORITES

Movies: *The Blind Side, Lone Survivor*

TV: *Friends, The Office*

Snack: Cosmic Brownie

Hobbies: Piano/guitar, video games

Website: YouTube

Restaurant: HuHot, Chick-Fil-A

Phone App: Snapchat

Pro teams: L.A. Chargers, St. Louis Cardinals

Celebrity: Tim Tebow



14 - - Carter Kingsbury

Guard

6-4, 225, Redshirt Freshman

Ponca, Nebraska

Brewster Academy (NH)

Hawk Item -- Preferred walk-on.

2021-22 -- Redshirted.

High School -- All-time leading scorer (1,771 points) at Ponca High School and points in a season (595 points)... also holds the school record for field goals made in a career (577) and single-season (195), free throws made in a season (145), free throw percentage in a season (81.8%) and a career (78%), and 3-pointers made in a game (8), a season (64), and career (236)... four-time all-conference honoree... voted to the all-state tournament team three times... recognized on the all-state team three times, including twice earning first team distinction... Coaches Award winner his senior season at Brewster Academy... averaged 21.3 points, seven rebounds, 3.9 assists, 1.1 steals and a block his senior year... averaged 18.6 points, 5.7 rebounds, 2.4 assists and 1.1 steals his junior year... averaged 11.5 points, four rebounds, 1.2 assists his sophomore season... team member of Ponca High School's state championship teams as a freshman (2017) and sophomore (2018) and third place team as a junior (2019)... won a conference title in 2018 as a sophomore and at Brewster Academy in 2021... four-year lettermen in football playing tight end and defensive end... lettered two years in baseball (P, 1B, 3B) and golf... Brewster Academy Magna Cum Laude... four-year Honor Roll student at Ponca HS... Future Business Leaders of America Vice President his junior and senior year.

Personal -- Born 5/23/01... Sports Studies major... parents are Stacie Kingsbury and Chris and Abbey Kingsbury... father was a three-year lettermen playing basketball at Iowa... has six siblings: Logan, Sam, Ashlyn, Ava, Henry, Archie... father, Chris, played professional basketball in the CBA, IBL, and overseas in Italy... grandfather, Jim, played football at the University of South Dakota... great uncle, John, played baseball at the University of South Dakota... Ponca HS head coach was Adam Poulosky... Brewster Academy head coach was Jason Smith... Iowa Barnstormers AAU Coach was Brandi Wingert.

KINGSBURY'S FAVORITES

Movies: *The Blind Side, Lone Survivor*

TV: *Friends, The Office*

Snack: Cosmic Brownie

Hobbies: Piano/guitar, video games

Website: YouTube

Restaurant: HuHot, Chick-Fil-A

Phone App: Snapchat

Pro teams: L.A. Chargers, St. Louis Cardinals

Celebrity: Tim Tebow





25 - - Luc Laketa

Guard


6-5, 180, Sophomore

Concord, Michigan

Hanover Horton (MI)/

Winchendon (MA)

Hawk Item -- Preferred walk-on... father, Parker, coached alongside Fran McCaffery at Notre Dame for seven seasons in the 1990's... competed against and met classmate, Riley Mulvey (St. Thomas More), for the first time a couple days after verbally committing to Iowa... Laketa's grandfather, Don, played basketball at Wichita State (1952-55) for head coach Ralph Miller, who eventually went on to become the head coach at Iowa (1964-70).



2021-22 -- Competed in 12 games... sank one 3-pointer in three contests (Alabama State, Western Michigan, Northwestern)... made 3-of-5 (.600) from 3-point range... his 3-pointer in the final seconds against Northwestern in the Big Ten Tournament Second Round was the team's 19th of the game, establishing a new single-game record in the tournament... letterwinner.

High School -- Reclassified to 2021 after the end of his senior season was cut short due to the COVID-19 pandemic... was an all-district honoree his junior season, averaging 13.5 points, five rebounds, three assists, and two steals on Hanover Horton High School's team that went 24-2... an all-state selection as a senior, averaging 15 points (shooting 60 percent from the field, including 45 percent from 3-point range), 5.3 rebounds, 3.1 assists, and 1.5 steals on a 21-1 team that was surging before COVID-19 canceled the 2020 postseason state tournament... tallied a career-high 31 points in the 2018 regional championship state tournament game... member of high school team that won its conference championship as a sophomore, junior, and senior, and placed second as a freshman... also was a four-year soccer letterwinner, two-year lettermen in baseball, and competed on the golf team... off the field, Laketa participated in the Community Service Club.

Personal -- Born 8/23/01... Pre-Business major... parents are Parker and Brigitte Laketa... father played basketball at Kansas State... mother competed in gymnastics at Western Michigan... has two older brothers, Parker and Preston, and a twin brother, Rhett... brother, Parker, played lacrosse at Western Michigan... brother, Preston, played basketball at Alma College and Carthage College... twin, Rhett, plays basketball at North Central College... Hanover Horton HS head coach was Chad Mortimer... The Winchendon School head coach was Kevin Kehoe... AAU Coach was his father, Parker.

LAKETA'S FAVORITES

Movie(s): *The Wolf of Wall Street, Inglourious Basterds*

TV Show(s): *Ozark, Breaking Bad*

Snack: Nilla Wafers

Hobbies: Watch sports, travel, lake day

Website: YouTube

Restaurant(s): Five Guys, Aurelio's Pizza

Band/Musician: Juice WRLD

Phone App: SoundCloud

Pro Team(s): Chicago Bulls, Bears, Blackhawks, White Sox

Technological Gadget: PlayStation 4

Celebrity: Shaquille O'Neal, Kobe Bryant

2 - - Amarion Nimmers

Guard

6-2, 173, Freshman

Rock Island, Illinois

Rock Island HS

High School -- Team MVP and captain all four years... first team all-state, all-conference and all-district his sophomore to senior year... conference points per game leader his junior and senior year... Illinois Player of the Year and Illinois Male Athlete of the Year Finalist as a senior...



averaged 24.5 points, 7.5 rebounds, 3.5 assists and two steals as a senior... shot 62 percent from the field and 44 percent from 3-point range his senior year... holds schools records for most points scored in a game and season, and most dunks in a season and double doubles as a guard... second leading scorer in school history... member of Rock Island High School's team that won two conference championships as a sophomore and junior, and runner-up his senior season.

Personal -- Born 9/16//23... Pre-Business major... parents are Onady Sysompheng and Lamonte Nimmers... has two siblings, Jamir and Kaniyah... brother, Jamir, played is a sophomore on Cleveland State's basketball team... high school coach was Marc Polite... junior college coach was Brendan Mullins.

NIMMERS' FAVORITES

Movie: *Venom*

TV Show: *Stranger Things*

Snack: Fruit

Hobbies: Video games, working out, hanging with friends

Website: YouTube

App: Tiktok

Restaurant: Chipotle

Artists: Giveon, Lil Durk, Youngboy

Technology Gadget: iPhone

Celebrity: LeBron James

Holiday: Christmas

Vacation: Lake of Ozarks

Ice Cream Flavor: Smurf



LUC LAKETA

2021-22

Opponent	Min.	FG-FGA	PCT	3-PT. FG	PCT	FT-FTA	PCT	REB	PF	AST	TO	BLK	STL	PTS
Longwood	3`	0-0	.000	0-0	.000	0-0	.000	0	0	0	0	0	0	0
Kansas City	5	0-1	.000	0-1	.000	0-0	.000	0	0	0	0	0	0	0
Alabama State	2	1-1	1.000	1-1	1.000	0-0	.000	0	0	0	0	0	0	3
Western Michigan	6	1-1	1.000	1-1	1.000	0-0	.000	0	0	0	0	0	1	3
Portland State	2	0-1	.000	0-0	.000	0-0	.000	1	0	0	0	0	0	0
SE Louisiana	3	0-0	.000	0-0	.000	0-0	.000	0	0	1	1	0	0	0
Western Illinois	2	0-0	.000	0-0	.000	0-0	.000	0	0	0	0	0	0	0
at Maryland	2	0-0	.000	0-0	.000	0-0	.000	0	0	0	0	0	0	0
Nebraska	1	0-0	.000	0-0	.000	0-0	.000	0	0	0	0	0	0	0
Michigan State	2	0-0	.000	0-0	.000	0-0	.000	0	0	0	2	0	1	0
Northwestern	3	0-1	.000	0-1	.000	0-0	.000	0	1	0	0	0	0	0
vs. Northwestern	4	1-1	1.000	1-1	1.000	0-0	.000	1	0	0	0	0	0	3
Totals = 12	34	3-6	.500	3-5	.600	0-0	.000	2	1	1	3	0	2	9
	2.8							0.2						0.8

CONNOR MCCAFFERY

2017-18

Opponent	Min.	FG-FGA	PCT	3-PT. FG	PCT	FT-FTA	PCT	REB	PF	AST	TO	BLK	STL	PTS
Southern	17	1-1	1.000	1-1	1.000	2-3	.667	3	0	4	1	0	1	5
vs. Drake	9	0-0	.000	0-0	.000	0-0	.000	0	0	0	0	0	0	0
Southern Utah	15	0-1	.000	0-1	.000	0-0	.000	1	1	2	0	0	1	0
vs. Colorado	12	1-1	1.000	0-0	.000	1-1	1.000	0	1	1	3	0	1	3
Totals = 4	53	2-3	.667	1-2	.500	3-4	.750	4	2	7	4	0	2	8
	13.3							1.0						2.0

2018-19

Opponent	Min.	FG-FGA	PCT	3-PT. FG	PCT	FT-FTA	PCT	REB	PF	AST	TO	BLK	STL	PTS
UMKC	19	1-2	.500	0-1	.000	5-5	1.000	0	1	3	0	0	0	7
Green Bay	25	2-4	.500	0-1	.000	7-8	.875	1	3	3	1	0	2	11
vs. Oregon	15	1-3	.333	1-1	1.000	4-4	1.000	1	4	1	1	0	0	7
vs. Connecticut	29	5-8	.625	0-1	.000	9-11	.818	3	3	5	1	0	0	19
Alabama State	22	3-4	.750	0-0	.000	3-4	.750	1	2	7	2	0	1	9
Pittsburgh	20	0-3	.000	0-1	.000	1-2	.000	2	3	4	0	0	0	1
Wisconsin	22	2-3	.667	0-1	.000	2-2	1.000	1	1	1	1	0	0	6
at Michigan State	19	0-5	.000	0-2	.000	1-3	.333	4	3	3	1	0	0	1
Iowa State	21	2-5	.400	0-0	.000	8-8	1.000	3	3	5	2	1	0	12
vs. Northern Iowa	19	0-1	.000	0-0	.000	0-0	.000	3	0	1	2	0	2	0
Western Carolina	23	1-1	1.000	0-0	.000	7-10	.700	3	0	5	2	0	1	9
Bryant	12	0-0	.000	0-0	.000	3-4	.750	0	3	2	1	1	1	3
at Purdue	18	0-3	.000	0-1	.000	0-0	.000	3	0	3	1	0	0	0
Nebraska	12	0-1	.000	0-0	.000	0-0	.000	3	4	1	1	0	0	0
at Northwestern	18	2-6	.333	0-0	.000	1-1	1.000	2	1	4	1	0	1	5
Ohio State	14	0-1	.000	0-0	.000	1-2	.500	1	1	0	1	0	1	1
at Penn State	25	1-4	.250	0-2	.000	1-2	.500	2	1	2	1	0	2	3
Illinois	21	1-2	.500	0-0	.000	1-2	.500	1	2	8	2	0	0	3
Michigan State	21	1-5	.200	0-0	.000	2-2	1.000	2	2	5	0	0	1	4
at Minnesota	19	0-1	.000	0-1	.000	1-2	.500	1	3	3	0	0	1	1
Michigan	17	1-2	.500	0-0	.000	2-2	1.000	1	3	0	1	0	1	4
at Indiana	15	1-1	1.000	0-0	.000	1-2	.500	1	0	0	1	0	3	3
Northwestern	18	1-2	.500	1-2	.500	0-0	.000	2	2	5	1	0	1	3
at Rutgers	16	0-2	.000	0-1	.000	2-2	1.000	0	1	0	1	0	0	2
Maryland	17	2-3	.667	0-1	.000	2-3	.667	2	0	4	4	0	0	6
Indiana	24	0-0	.000	0-0	.000	1-2	.500	1	2	5	1	0	1	1
at Ohio State	18	1-3	.333	0-1	.000	0-0	.000	1	4	3	1	1	1	2
Rutgers	17	1-3	.333	0-0	.000	3-6	.500	1	3	2	2	0	0	5
at Wisconsin	17	1-6	.167	1-3	.333	3-4	.750	1	1	1	3	0	0	6
at Nebraska	16	2-4	.500	1-3	.333	1-2	.500	1	2	2	3	0	1	6
vs. Illinois	20	1-2	.500	1-1	1.000	0-1	.000	0	2	8	1	0	1	3
vs. Michigan	20	1-5	.200	0-3	.000	1-1	1.000	1	1	2	2	0	0	3
vs. Cincinnati	11	1-2	.500	1-2	.500	0-0	.000	0	0	2	1	0	0	3
vs. Tennessee	13	0-0	.000	0-0	.000	0-0	.000	0	0	2	0	0	1	0
Totals = 34	633	35-97	.361	6-29	.207	73-97	.753	49	61	102	43	3	23	149
	18.6							1.4						4.4

INDIVIDUAL CAREER GAME-BY-GAME STATS

IOWA BASKETBALL



2023 MEDIA GUIDE

2019-20

Opponent	Min.	FG-FGA	PCT	3-PT. FG	PCT	FT-FTA	PCT	REB	PF	AST	TO	BLK	STL	PTS
SIUE *	23	2-4	.500	1-2	.500	2-2	1.000	1	1	3	1	0	1	7
DePaul *	24	1-3	.333	1-2	.500	6-6	1.000	0	3	3	2	0	0	9
Oral Roberts *	28	3-6	.500	0-2	.000	4-5	.800	3	3	7	1	0	2	10
North Florida *	23	0-2	.000	0-2	.000	0-0	.000	3	2	7	1	1	0	0
Cal Poly *	29	2-4	.500	0-1	.000	2-2	1.000	2	0	7	2	0	3	6
vs. Texas Tech *	25	2-6	.333	1-4	.250	0-0	.000	5	5	4	0	0	1	5
vs. San Diego *	28	5-7	.714	2-3	.667	3-4	.750	5	4	3	0	0	0	15
at Syracuse *	36	2-6	.333	1-4	.250	0-0	.000	5	2	4	0	0	1	5
at Michigan *	30	4-8	.500	0-2	.000	4-5	.800	7	4	3	0	0	0	12
Minnesota *	31	2-7	.286	2-4	.500	2-2	1.000	4	2	0	2	0	2	8
at Iowa State *	31	3-6	.500	1-3	.333	5-5	1.000	7	1	2	1	0	1	12
vs. Cincinnati *	28	0-4	.000	0-1	.000	3-6	.500	9	3	3	2	1	1	3
Kennesaw State *	29	2-8	.250	1-4	.250	0-2	.000	3	2	2	0	1	2	5
vs. Penn State *	29	1-6	.167	1-3	.333	0-0	.000	4	3	4	0	0	0	3
at Nebraska *	37	3-8	.375	3-7	.429	0-2	.000	2	4	4	0	0	3	9
Maryland *	31	1-7	.143	1-3	.333	0-0	.000	3	2	2	1	0	1	3
at Northwestern *	31	3-5	.600	2-3	.667	0-0	.000	7	3	3	1	0	0	8
Michigan *	34	0-2	.000	0-0	.000	0-0	.000	13	2	5	2	0	1	0
Rutgers *	24	0-4	.000	0-3	.000	4-4	1.000	4	3	3	2	0	0	4
Wisconsin *	30	0-4	.000	0-4	.000	3-4	.750	6	2	2	1	0	0	3
at Maryland *	28	1-3	.333	1-2	.500	0-0	.000	6	5	5	1	0	0	3
Illinois *	38	3-5	.600	3-5	.600	0-0	.000	3	2	7	0	0	3	9
at Purdue *	27	0-5	.000	0-4	.000	0-0	.000	3	2	2	1	0	0	0
Nebraska *	27	3-6	.500	2-4	.500	0-0	.000	0	3	4	0	0	3	8
at Indiana *	35	0-4	.000	0-2	.000	4-4	1.000	2	4	2	2	0	1	4
at Minnesota *	39	1-5	.200	1-3	.333	3-4	.750	4	1	7	0	0	1	6
Ohio State *	35	1-3	.333	1-3	.333	0-0	.000	1	1	4	1	0	2	3
at Michigan State *	38	4-8	.500	2-5	.400	1-2	.500	2	1	7	0	0	3	11
Penn State *	28	2-2	1.000	2-2	1.000	0-1	.000	2	3	4	0	0	1	6
Purdue *	28	2-8	.250	2-8	.250	0-0	.000	3	4	3	2	0	2	6
at Illinois *	29	2-4	.500	2-2	1.000	4-4	1.000	5	3	8	1	0	0	10
Totals = 31	933	55-160	.344	33-97	.340	50-64	.781	124	80	124	27	3	35	193
	30.1							4.0						6.2

2020-21

Opponent	Min.	FG-FGA	PCT	3-PT. FG	PCT	FT-FTA	PCT	REB	PF	AST	TO	BLK	STL	PTS
N.C. Central *	20	1-2	.500	1-2	.500	0-0	.000	3	3	4	1	0	1	3
Southern *	26	2-2	1.000	1-1	1.000	2-2	1.000	6	2	5	1	1	0	7
Western Illinois *	23	1-3	.333	0-2	.000	0-0	.000	6	2	6	1	0	1	2
North Carolina *	17	0-0	.000	0-0	.000	0-0	.000	2	4	2	0	0	2	0
Iowa State *	23	1-6	.167	0-4	.000	5-6	.833	6	1	2	0	0	0	7
Northern Illinois *	20	2-4	.500	1-3	.333	0-2	.000	4	1	7	1	0	0	5
vs. Gonzaga *	25	1-2	.500	0-0	.000	1-2	.500	3	4	2	1	0	1	3
Purdue *	24	1-5	.200	0-4	.000	0-0	.000	3	3	6	4	0	1	2
at Minnesota *	34	1-2	.500	1-2	.500	0-0	.000	2	3	6	0	0	1	3
Northwestern *	22	0-3	.000	0-2	.000	1-2	.500	5	3	5	1	0	0	1
at Rutgers	3	0-0	.000	0-0	.000	0-0	.000	0	0	0	1	0	0	0
at Maryland	26	2-6	.333	2-4	.500	0-0	.000	5	2	10	0	0	1	6
Minnesota *	19	1-2	.500	1-1	1.000	0-1	.000	1	4	2	0	0	2	3
at Northwestern *	23	1-2	.500	0-1	.000	1-2	.500	4	3	4	0	0	0	3
Indiana *	30	2-5	.400	1-2	.500	0-0	.000	2	5	4	0	0	1	5
at Illinois *	32	4-9	.444	2-5	.400	1-1	1.000	3	3	5	2	0	1	11
Michigan State *	19	1-7	.143	0-4	.000	0-1	.000	2	1	3	2	0	0	2
Ohio State *	27	1-5	.200	1-4	.250	0-1	.000	2	2	3	1	0	1	3
at Indiana *	24	1-1	1.000	1-1	1.000	0-0	.000	2	4	1	0	0	0	3
Rutgers *	13	0-1	.000	0-0	.000	0-0	.000	1	2	1	1	0	0	0
at Michigan State *	23	6-8	.750	4-6	.667	0-0	.000	2	3	2	2	0	0	16
at Wisconsin *	23	1-1	1.000	0-0	.000	2-4	.500	5	3	2	3	0	0	4
Penn State *	30	1-4	.250	1-3	.333	1-1	1.000	4	2	2	1	0	0	4
at Michigan *	17	0-2	.000	0-1	.000	0-0	.000	8	1	1	0	0	0	0
at Ohio State *	23	1-4	.250	0-1	.000	0-0	.000	1	4	5	1	0	0	2
Nebraska *	24	1-8	.125	1-7	.143	0-0	.000	2	1	8	1	0	2	3
Wisconsin *	31	0-2	.000	0-1	.000	1-2	.500	3	3	3	0	0	0	1
vs. Wisconsin *	28	0-3	.000	0-3	.000	0-0	.000	4	3	6	1	0	3	0
vs. Illinois *	27	0-0	.000	0-0	.000	2-2	1.000	5	4	3	2	1	0	2
vs. Grand Canyon *	13	0-2	.000	0-1	.000	0-0	.000	0	4	1	0	0	1	0
vs. Oregon *	12	0-1	.000	0-0	.000	0-0	.000	1	1	1	2	0	0	0
Totals = 31	704	33-102	.324	18-65	.277	17-29	.586	97	81	112	30	2	19	101
	22.7							3.1						3.3



2021-22

Opponent	Min.	FG-FGA	PCT	3-PT. FG	PCT	FT-FTA	PCT	REB	PF	AST	TO	BLK	STL	PTS
Longwood	14	1-1	1.000	1-1	1.000	0-0	.000	7	0	0	0	0	0	3
Kansas City	13	0-1	.000	0-1	.000	0-0	.000	3	1	3	0	0	0	0
N.C. Central	21	0-1	.000	0-1	.000	2-2	1.000	1	3	3	1	0	1	2
Alabama State *	18	1-1	1.000	0-0	.000	1-2	.500	4	2	3	1	0	1	3
Western Michigan *	22	0-3	.000	0-3	.000	0-0	.000	2	1	2	0	0	0	0
Portland State	19	0-1	.000	0-0	.000	0-0	.000	3	2	7	0	0	2	0
at Virginia	13	0-1	.000	0-1	.000	0-0	.000	3	0	2	0	0	0	0
at Purdue	19	0-5	.000	0-5	.000	0-0	.000	2	2	1	0	0	1	0
Illinois	15	1-2	.500	1-2	.500	0-0	.000	0	3	1	0	0	1	3
at Iowa State	8	0-0	.000	0-0	.000	0-0	.000	1	0	1	1	0	0	0
vs. Utah State	16	0-1	.000	0-1	.000	0-0	.000	1	1	2	0	0	0	0
SELouisiana	18	1-1	1.000	1-1	1.000	2-4	.500	8	1	2	1	0	0	5
Western Illinois	10	0-0	.000	0-0	.000	0-0	.000	1	0	0	0	0	0	0
Maryland	18	0-1	.000	0-1	.000	1-2	.500	1	3	1	1	0	1	1
at Wisconsin	15	0-0	.000	0-0	.000	0-0	.000	1	5	2	0	0	1	0
Indiana	20	1-2	.500	1-2	.500	2-2	1.000	1	1	1	0	0	3	5
at Rutgers	9	0-1	.000	0-1	.000	0-0	.000	3	2	0	1	0	0	0
Penn State	16	0-3	.000	0-2	.000	0-0	.000	3	1	3	1	0	0	0
Purdue	10	0-3	.000	0-3	.000	0-0	.000	1	0	1	0	0	0	0
at Penn State	16	4-8	.500	4-7	.571	0-0	.000	6	2	0	0	0	3	12
at Maryland	4	0-0	.000	0-0	.000	0-0	.000	1	1	0	0	0	0	0
Nebraska	19	1-4	.250	1-4	.250	0-0	.000	4	3	3	1	0	0	3
Michigan	16	0-0	.000	0-0	.000	0-0	.000	4	2	4	0	0	1	0
at Ohio State	21	1-1	1.000	1-1	1.000	0-0	.000	3	3	2	0	0	0	3
Michigan State	9	2-2	1.000	2-2	1.000	0-0	.000	0	1	1	0	0	0	6
at Nebraska	24	3-3	1.000	3-3	1.000	2-3	.667	1	1	1	2	0	0	11
Northwestern *	33	5-10	.500	5-9	.556	2-2	1.000	4	3	2	0	0	1	17
at Michigan	23	0-1	.000	0-1	.000	0-0	.000	1	2	2	0	0	1	0
at Illinois *	24	0-1	.000	0-1	.000	0-0	.000	1	2	1	1	0	0	0
vs. Northwestern	15	2-3	.667	1-2	.500	0-0	.000	2	0	3	0	0	0	5
vs. Rutgers	24	1-3	.333	1-3	.333	0-0	.000	2	2	5	1	0	0	3
vs. Indiana	14	0-2	.000	0-2	.000	0-0	.000	2	2	3	0	0	0	0
vs. Purdue	16	1-4	.250	0-3	.000	1-1	1.000	4	1	1	0	0	0	3
vs. Richmond	23	0-2	.000	0-2	.000	0-0	.000	3	0	3	1	0	0	0
Totals = 34	580	25-72	.347	22-65	.338	13-18	.722	85	53	65	13	0	17	85
	17.1							2.5						2.5

PATRICK MCCAFFERY

2019-20

Opponent	Min.	FG-FGA	PCT	3-PT. FG	PCT	FT-FTA	PCT	REB	PF	AST	TO	BLK	STL	PTS
SIUE	16	2-7	.286	0-3	.000	0-0	.000	4	0	0	0	0	0	4
DePaul	11	1-3	.333	0-1	.000	0-0	.000	1	2	1	0	0	1	2
Totals = 2	27	3-10	.300	0-4	.000	0-0	.000	5	2	1	0	0	1	6
	13.4							2.5						3.0



INDIVIDUAL CAREER GAME-BY-GAME STATS

IOWA BASKETBALL



2023 MEDIA GUIDE

2020-21

Opponent	Min.	FG-FGA	PCT	3-PT. FG	PCT	FT-FTA	PCT	REB	PF	AST	TO	BLK	STL	PTS
N.C. Central	21	5-10	.500	1-4	.250	5-8	.625	3	0	1	0	1	1	16
Southern	20	3-7	.429	0-2	.000	1-4	.250	3	3	2	1	0	1	7
Western Illinois	15	3-9	.333	1-4	.250	3-4	.750	6	2	3	0	0	0	10
North Carolina	11	0-3	.000	0-3	.000	0-0	.000	4	0	2	0	0	1	0
Iowa State	17	1-4	.250	1-1	1.000	3-4	.750	5	0	0	1	1	2	6
Northern Illinois	21	4-9	.444	2-5	.400	4-4	1.000	4	2	2	0	1	0	14
vs. Gonzaga	10	0-1	.000	0-0	.000	0-0	.000	0	1	0	0	0	0	0
Purdue	12	1-1	1.000	1-1	1.000	0-0	.000	1	0	0	2	0	0	3
at Minnesota	13	1-5	.200	0-1	.000	3-4	.750	4	1	0	1	0	0	5
Northwestern	14	2-3	.667	0-1	.000	0-0	.000	4	1	2	2	1	0	4
at Rutgers	10	1-4	.250	0-0	.000	0-0	.000	3	1	0	0	0	0	2
at Maryland	19	4-6	.667	2-2	1.000	0-0	.000	3	0	1	0	0	0	10
Minnesota	14	2-5	.400	0-0	.000	0-0	.000	4	1	0	0	0	0	4
at Northwestern	13	1-2	.500	0-1	.000	3-4	.750	1	0	1	0	2	0	5
Indiana	13	0-4	.000	0-0	.000	0-0	.000	2	1	0	0	0	0	0
at Illinois	14	0-3	.000	0-0	.000	0-0	.000	2	2	2	0	0	0	0
Michigan State	15	2-2	1.000	0-0	.000	0-1	.000	4	0	0	0	1	0	4
Ohio State	13	4-4	1.000	0-0	.000	0-0	.000	1	0	0	1	0	1	8
at Indiana	11	0-5	.000	0-2	.000	0-0	.000	1	2	1	0	0	0	0
Rutgers	14	2-3	.667	1-2	.500	0-0	.000	1	0	3	0	1	2	5
at Michigan State	19	3-7	.429	0-1	.000	0-0	.000	5	0	1	0	0	1	6
at Wisconsin	11	1-2	.500	0-1	.000	0-0	.000	1	0	0	1	1	0	2
Penn State	14	1-1	1.000	1-1	1.000	1-2	.500	1	1	1	0	0	0	4
at Michigan	14	0-4	.000	0-1	.000	0-0	.000	4	0	0	1	0	0	0
at Ohio State	13	1-4	.250	0-1	.000	2-2	1.000	0	0	2	0	0	1	4
Nebraska	20	8-13	.615	3-6	.500	0-0	.000	6	1	0	1	0	0	19
Wisconsin	15	1-3	.333	0-1	.000	0-0	.000	1	0	1	1	0	0	2
vs. Wisconsin	13	1-2	.500	0-0	.000	0-0	.000	4	0	0	0	2	0	2
vs. Illinois	11	2-2	1.000	0-0	.000	0-0	.000	1	1	2	1	0	0	4
vs. Grand Canyon	15	2-3	.667	0-0	.000	2-2	1.000	2	0	0	0	0	0	6
vs. Oregon	20	4-6	.667	0-2	.000	2-2	1.000	2	0	1	0	1	1	10
Totals = 31	454	60-137	.438	13-43	.302	29-41	.707	83	20	28	13	12	11	162
	14.7							2.7						5.2

2021-22

Opponent	Min.	FG-FGA	PCT	3-PT. FG	PCT	FT-FTA	PCT	REB	PF	AST	TO	BLK	STL	PTS
Longwood *	22	3-6	.500	0-3	.000	5-6	.833	4	0	4	2	0	0	11
Kansas City *	23	5-10	.500	0-1	.000	0-0	.000	2	0	2	0	0	1	10
N.C. Central *	23	4-11	.364	1-4	.250	6-6	1.000	1	0	1	2	0	0	15
Portland State *	20	5-10	.500	1-3	.333	3-3	1.000	2	0	1	1	0	1	14
at Virginia *	24	3-6	.500	1-1	1.000	0-0	.000	3	0	3	0	1	1	7
at Purdue *	28	4-13	.308	0-4	.000	7-10	.700	5	2	3	0	0	0	15
Illinois *	24	5-11	.455	2-2	1.000	0-1	.000	2	1	0	0	0	0	12
at Iowa State *	26	2-9	.222	1-5	.200	2-2	1.000	4	1	1	1	1	0	7
vs. Utah State *	21	5-9	.556	1-3	.333	1-2	.500	6	1	3	1	0	2	12
SE Louisiana *	26	5-10	.500	2-4	.500	4-4	1.000	3	0	2	0	0	2	16
Western Illinois *	24	4-8	.500	1-2	.500	2-2	1.000	3	0	1	2	2	0	11
Maryland *	22	2-8	.250	1-2	.500	0-0	.000	5	0	0	0	0	0	5
at Wisconsin *	26	4-10	.400	0-2	.000	2-3	.667	7	4	3	0	1	0	10
Indiana *	20	1-4	.250	0-0	.000	3-4	.750	1	0	0	0	0	3	5
at Minnesota *	31	4-11	.364	2-5	.400	2-4	.500	3	0	1	1	0	1	12
at Rutgers *	27	4-12	.333	1-5	.200	2-4	.500	3	0	2	0	1	1	11
Penn State *	30	4-9	.444	3-6	.500	0-0	.000	2	1	4	0	2	2	11
Purdue *	30	5-9	.556	1-5	.200	0-0	.000	4	1	1	0	0	0	11
at Penn State *	38	6-13	.462	3-6	.500	1-2	.500	7	3	1	1	0	1	16
Minnesota *	29	8-14	.571	2-3	.667	0-0	.000	7	0	0	0	1	0	18
at Maryland *	23	2-7	.286	1-4	.250	1-2	.500	2	1	3	1	0	0	6
Nebraska *	25	3-10	.300	0-4	.000	3-4	.750	5	1	4	1	0	2	9
Michigan *	27	6-11	.545	0-2	.000	1-1	1.000	5	1	1	2	1	0	13
at Ohio State *	20	2-8	.250	0-1	.000	3-5	.600	5	0	2	1	1	0	7
Michigan State *	22	2-9	.222	1-2	.500	0-0	.000	6	0	0	0	1	0	5
at Nebraska *	21	4-9	.444	2-5	.400	0-0	.000	2	1	1	2	0	0	10
at Michigan *	18	2-6	.333	0-2	.000	0-0	.000	4	1	1	0	1	1	4
vs. Northwestern *	18	3-6	.500	1-4	.250	3-5	.600	2	0	1	0	0	1	10
vs. Rutgers *	16	1-2	.500	0-0	.000	1-2	.500	2	1	1	2	0	0	3
vs. Indiana *	26	7-11	.636	0-1	.000	2-2	1.000	2	1	1	1	1	0	16
vs. Purdue *	19	2-5	.400	1-2	.500	1-3	.333	3	1	1	0	1	0	6
vs. Richmond *	25	7-17	.412	4-7	.571	0-0	.000	2	1	1	0	0	0	18
Totals = 32	773	124-294	.422	33-100	.330	13-18	.714	114	23	50	21	15	19	336
	24.2							3.6						10.5



RILEY MULVEY

2021-22

Opponent	Min.	FG-FGA	PCT	3-PT. FG	PCT	FT-FTA	PCT	REB	PF	AST	TO	BLK	STL	PTS
Longwood	10	0-1	.000	0-0	.000	0-0	.000	1	2	1	0	0	0	0
Kansas City	5	0-0	.000	0-0	.000	0-0	.000	1	1	0	0	1	0	0
Alabama State	9	0-0	.000	0-0	.000	2-2	1.000	5	0	0	1	0	0	2
Western Michigan	13	3-5	.600	0-0	.000	2-2	1.000	4	1	0	1	0	0	8
Portland State	2	0-0	.000	0-0	.000	0-0	.000	0	0	0	0	0	0	0
at Purdue	3	0-0	.000	0-0	.000	0-0	.000	1	2	0	1	0	0	0
vs. Utah State	2	0-0	.000	0-0	.000	0-0	.000	0	0	0	0	0	0	0
SE Louisiana	5	1-1	1.000	0-0	.000	0-0	.000	2	1	1	0	0	0	2
Western Illinois	2	0-0	.000	0-0	.000	0-0	.000	0	0	0	0	1	0	0
at Wisconsin	6	1-1	1.000	0-0	.000	0-0	.000	1	1	0	0	0	0	2
Indiana	1	0-0	.000	0-0	.000	0-0	.000	0	2	0	1	0	0	0
at Maryland	4	0-0	.000	0-0	.000	0-0	.000	0	1	0	0	0	0	0
Nebraska	2	0-0	.000	0-0	.000	0-0	.000	0	0	0	0	0	0	0
Michigan State	2	0-1	.000	0-0	.000	0-0	.000	0	0	0	0	0	0	0
Northwestern	3	0-0	.000	0-0	.000	0-0	.000	0	0	0	0	0	0	0
vs. Northwestern	8	1-2	.500	0-1	.000	0-0	.000	0	0	0	0	3	0	2
vs. Purdue	4	0-1	.000	0-1	.000	0-0	.000	0	1	0	0	0	0	0
Totals = 17	81	6-12	.500	0-2	.000	4-4	1.000	15	12	2	4	5	0	16
	4.8							0.9						0.9

KRIS MURRAY

Opponent	Min.	FG-FGA	PCT	3-PT. FG	PCT	FT-FTA	PCT	REB	PF	AST	TO	BLK	STL	PTS
Longwood	17	7-9	.778	2-4	.500	0-1	.000	7	2	1	1	2	1	16
Kansas City	12	3-7	.429	0-0	.000	0-2	.000	5	1	1	0	1	0	6
Alabama State	17	6-10	.600	3-5	.600	2-3	.667	8	2	2	1	0	0	17
Western Michigan	23	3-6	.500	2-3	.667	4-4	1.000	8	1	0	0	1	2	12
Portland State	20	5-9	.556	2-2	1.000	1-2	.500	6	1	2	0	1	1	13
at Virginia	17	2-7	.286	2-4	.500	0-0	.000	2	1	0	1	0	0	6
at Purdue *	26	5-10	.500	2-4	.500	0-0	.000	4	4	0	1	0	1	12
Illinois	17	3-8	.375	0-3	.000	2-2	1.000	5	2	2	0	0	0	8
at Iowa State	16	2-6	.333	0-3	.000	0-0	.000	6	3	1	1	2	2	4
vs. Utah State	19	6-8	.750	3-4	.750	2-4	.500	4	3	2	0	1	2	17
SE Louisiana	10	0-3	.000	0-2	.000	1-2	.500	1	1	1	0	1	0	1
Western Illinois	13	3-7	.429	0-0	.000	0-0	.000	4	3	0	2	2	0	6
Maryland	10	0-2	.000	0-2	.000	1-2	.500	1	1	1	1	1	0	1
at Wisconsin	21	5-10	.500	2-5	.400	0-0	.000	3	3	2	1	2	2	12
Indiana	29	12-18	.667	2-5	.400	3-4	.750	11	2	2	1	3	3	29
at Minnesota	11	2-4	.500	0-2	.000	1-3	.333	2	2	1	1	1	0	5
at Rutgers	11	0-5	.000	0-3	.000	0-0	.000	0	2	0	0	2	0	0
Penn State	20	3-5	.600	3-5	.600	4-6	.667	4	2	2	1	0	2	13
Purdue	24	6-15	.400	2-6	.333	9-9	1.000	5	5	0	1	0	1	23
at Penn State	25	3-7	.429	1-3	.333	1-3	.333	4	4	3	3	1	0	8
Minnesota	15	1-5	.200	1-2	.500	0-0	.000	2	3	2	0	2	0	3
at Maryland	13	2-3	.667	1-2	.500	3-4	.750	5	1	1	0	1	2	8
Nebraska	20	5-7	.714	1-2	.500	1-1	1.000	7	4	0	0	2	0	12
Michigan	14	3-7	.429	1-3	.333	1-2	.500	1	5	2	0	0	1	8
at Ohio State	27	4-13	.308	1-5	.200	2-2	1.000	8	1	0	1	1	2	11
Michigan State	17	4-8	.500	3-5	.600	0-0	.000	3	2	2	1	0	0	11
at Nebraska	20	5-10	.500	1-4	.250	1-2	.500	7	4	0	0	1	0	12
Northwestern	10	1-3	.333	1-2	.500	0-0	.000	2	4	1	2	0	0	3
at Michigan	26	9-11	.818	1-2	.500	0-0	.000	6	3	0	2	1	2	19
at Illinois	19	5-10	.500	2-5	.400	1-7	.143	4	3	0	1	0	1	13
vs. Northwestern	18	2-3	.667	1-1	1.000	1-1	1.000	1	1	0	1	0	0	6
vs. Rutgers	18	2-6	.333	1-3	.333	4-4	1.000	5	2	0	1	2	0	9
vs. Indiana	22	2-6	.333	1-3	.333	0-0	.000	1	3	2	1	0	1	5
vs. Purdue	14	2-5	.400	1-2	.500	3-4	.750	2	4	1	1	0	1	8
vs. Richmond	16	1-6	.167	0-5	.000	1-2	.500	5	2	2	0	0	2	3
Totals = 35	628	124-259	.479	43-111	.387	49-76	.645	149	87	37	27	31	29	340
	17.9							4.3						9.7



JOSH OGUNDELE

2020-21

Opponent	Min.	FG-FGA	PCT	3-PT. FG	PCT	FT-FTA	PCT	REB	PF	AST	TO	BLK	STL	PTS
N.C. Central	3	0-1	.000	0-0	.000	1-2	.500	2	1	0	0	0	0	1
Western Illinois	2	1-2	.500	0-0	.000	0-0	.000	2	0	0	0	0	0	2
Iowa State	2	0-0	.000	0-0	.000	0-0	.000	1	0	0	0	0	0	0
Northern Illinois	4	0-0	.000	0-0	.000	0-0	.000	0	1	0	0	0	0	0
at Michigan State	2	0-1	.000	0-0	.000	0-2	.000	2	2	0	0	0	0	0
Nebraska	3	2-2	1.000	0-0	.000	0-0	.000	1	0	0	0	0	0	4
vs. Illinois	1	0-0	.000	0-0	.000	0-0	.000	0	1	0	0	0	0	0
vs. Oregon	1	0-0	.000	0-0	.000	0-0	.000	0	0	0	0	0	0	0
Totals = 8	17	3-6	.500	0-0	.000	1-4	.250	8	5	0	0	0	0	7
	2.1							1.0						0.9

2021-22

Opponent	Min.	FG-FGA	PCT	3-PT. FG	PCT	FT-FTA	PCT	REB	PF	AST	TO	BLK	STL	PTS
Kansas City	5	1-2	.500	0-0	.000	0-0	.000	3	0	0	0	1	0	2
N.C. Central	1	0-0	.000	0-0	.000	0-0	.000	1	2	0	0	0	0	0
Alabama State	8	0-0	.000	0-0	.000	0-0	.000	2	0	0	2	0	0	0
Portland State	4	0-1	.000	0-0	.000	1-3	.333	2	0	0	0	0	2	1
at Purdue	16	3-4	.750	0-0	.000	1-3	.333	5	3	0	1	0	0	7
Illinois	2	0-0	.000	0-0	.000	0-0	.000	0	0	0	0	2	0	0
at Iowa State	2	0-0	.000	0-0	.000	0-0	.000	0	1	0	0	1	0	0
vs. Utah State	2	1-1	1.000	0-0	.000	0-0	.000	0	0	0	0	0	0	2
SE Louisiana	1	0-0	.000	0-0	.000	0-0	.000	0	0	0	1	0	0	0
at Wisconsin	4	1-2	.500	0-0	.000	1-1	1.000	1	1	0	0	1	0	3
Indiana	7	0-2	.000	0-0	.000	0-0	.000	0	3	0	0	0	0	0
Purdue	5	1-1	1.000	0-0	.000	0-0	.000	1	2	0	0	0	0	2
at Maryland	4	1-1	1.000	0-0	.000	0-0	.000	1	2	0	1	0	0	2
Nebraska	3	1-2	.500	0-0	.000	0-0	.000	0	0	0	0	0	0	2
Michigan	4	0-0	.000	0-0	.000	0-0	.000	1	0	0	0	0	0	0
Michigan State	4	0-0	.000	0-0	.000	0-0	.000	1	1	0	0	0	1	0
Northwestern	4	0-0	.000	0-0	.000	0-0	.000	1	0	0	1	0	0	0
vs. Northwestern	11	2-5	.400	0-0	.000	0-2	.000	5	3	0	3	0	0	4
vs. Purdue	10	2-3	.667	0-0	.000	0-1	.000	0	1	0	0	0	1	4
Totals = 19	98	13-24	.542	0-0	.000	3-10	.300	24	19	0	9	5	4	29
	5.2							1.3						1.5

TONY PERKINS

2020-21

Opponent	Min.	FG-FGA	PCT	3-PT. FG	PCT	FT-FTA	PCT	REB	PF	AST	TO	BLK	STL	PTS
N.C. Central	9	2-5	.400	0-0	.000	0-0	.000	0	2	2	0	0	1	4
Southern	6	0-1	.000	0-0	.000	0-0	.000	1	1	0	0	0	0	0
Western Illinois	7	0-0	.000	0-0	.000	0-0	.000	1	1	0	0	0	0	0
Iowa State	4	1-1	1.000	0-0	.000	2-2	1.000	1	1	0	0	0	0	4
Northern Illinois	10	2-6	.333	0-1	.000	0-0	.000	7	0	2	0	0	2	4
at Minnesota	0+	0-0	.000	0-0	.000	0-0	.000	0	1	0	0	0	0	0
at Rutgers	5	0-1	.000	0-0	.000	1-2	.500	0	0	0	1	0	0	1
at Maryland	1	0-0	.000	0-0	.000	0-0	.000	0	0	0	0	0	0	0
at Northwestern	6	2-2	1.000	0-0	.000	0-0	.000	0	0	0	0	0	0	4
Indiana	6	0-1	.000	0-0	.000	0-0	.000	1	1	0	0	0	0	0
at Illinois	7	1-2	.500	0-0	.000	0-1	.000	3	0	2	0	0	0	2
Michigan State	13	2-2	1.000	0-0	.000	0-1	.000	1	3	0	0	0	0	4
Ohio State	0+	0-0	.000	0-0	.000	0-0	.000	0	1	0	0	0	0	0
at Indiana	15	0-0	.000	0-0	.000	3-4	.750	2	1	0	1	0	0	3
Rutgers	6	0-1	.000	0-0	.000	0-0	.000	2	2	1	0	0	0	0
at Michigan State	10	0-0	.000	0-0	.000	1-2	.500	3	1	1	1	1	0	1
Penn State	0+	0-0	.000	0-0	.000	0-0	.000	0	0	0	0	0	0	0
at Michigan	4	0-1	.000	0-0	.000	0-0	.000	1	0	0	0	0	0	0
Nebraska	11	0-1	.000	0-1	.000	0-2	.000	3	0	3	0	0	1	0
Wisconsin	3	0-0	.000	0-0	.000	0-0	.000	1	0	0	0	0	0	0
vs. Wisconsin	1	0-0	.000	0-0	.000	0-0	.000	0	0	0	0	0	0	0
vs. Illinois	5	2-4	.500	0-0	.000	0-0	.000	1	2	1	0	0	0	4
vs. Grand Canyon	6	1-1	1.000	0-0	.000	0-1	.000	2	0	2	0	0	0	2
vs. Oregon	13	2-4	.500	1-1	1.000	0-0	.000	1	4	2	0	0	1	5
Totals = 24	149	15-33	.455	1-3	.333	7-15	.467	31	21	16	3	1	5	38
	6.2							1.3						1.6



2021-22

Opponent	Min.	FG-FGA	PCT	3-PT. FG	PCT	FT-FTA	PCT	REB	PF	AST	TO	BLK	STL	PTS
Longwood	19	1-7	.143	0-2	.000	4-4	1.000	5	3	2	2	1	0	6
Kansas City	14	1-3	.333	0-0	.000	3-3	1.000	3	2	0	2	0	3	5
N.C. Central	20	4-7	.571	2-2	1.000	3-4	.750	2	1	1	0	0	3	13
Alabama State	16	2-6	.333	1-3	.333	0-0	.000	2	0	3	0	0	0	5
Western Michigan	17	5-6	.833	1-1	1.000	4-4	1.000	0	2	1	0	0	2	15
Portland State	13	4-6	.667	0-0	.000	2-2	1.000	2	2	0	2	0	0	10
at Virginia	9	2-3	.667	0-0	.000	0-0	.000	1	1	0	1	0	1	4
at Purdue	23	5-11	.455	1-2	.500	3-3	1.000	2	2	1	2	0	2	14
Illinois	24	6-8	.750	2-3	.667	2-3	.667	0	3	0	0	0	1	16
at Iowa State	26	3-10	.300	0-3	.000	3-3	1.000	1	3	1	0	0	1	9
vs. Utah State	18	0-5	.000	0-4	.000	2-2	1.000	3	2	4	0	1	2	2
SE Louisiana	19	3-8	.375	1-3	.333	1-2	.500	1	1	1	1	0	1	8
Western Illinois	21	2-4	.500	0-0	.000	0-0	.000	3	1	2	1	0	0	4
Maryland	14	2-6	.333	0-2	.000	2-2	1.000	2	3	2	1	0	1	6
at Wisconsin	11	0-4	.000	0-1	.000	0-0	.000	1	2	1	0	0	0	0
Indiana	11	3-5	.600	0-0	.000	2-2	1.000	1	1	1	3	0	1	8
at Minnesota	12	2-3	.667	0-0	.000	1-1	1.000	2	1	1	1	0	0	5
at Rutgers	10	0-2	.000	0-1	.000	0-0	.000	0	1	0	1	0	1	0
Penn State	15	2-7	.286	0-3	.000	0-0	.000	4	3	0	0	0	0	4
Purdue	16	1-5	.200	0-1	.000	0-0	.000	2	3	1	0	0	0	2
at Penn State	16	2-4	.500	0-0	.000	0-0	.000	2	1	1	1	0	1	4
Minnesota *	18	1-4	.250	0-1	.000	0-0	.000	0	0	1	3	0	0	2
at Maryland *	16	2-4	.500	0-0	.000	1-2	.500	4	0	3	1	0	1	5
Nebraska *	11	2-3	.667	0-1	.000	0-0	.000	0	2	0	0	0	0	4
Michigan *	15	2-4	.500	0-0	.000	0-0	.000	2	1	5	0	0	0	4
at Ohio State *	10	2-6	.333	0-0	.000	0-0	.000	3	2	0	0	0	0	4
Michigan State *	17	1-5	.200	0-1	.000	3-3	1.000	2	0	2	1	0	1	5
at Nebraska *	26	8-10	.800	2-2	1.000	2-2	1.000	5	1	0	0	1	0	20
Northwestern *	22	3-7	.429	0-1	.000	0-1	.000	4	3	0	0	0	5	6
at Michigan *	27	5-10	.500	1-1	1.000	2-2	1.000	4	1	1	1	0	2	13
at Illinois *	34	6-13	.462	2-3	.667	3-7	.429	12	2	5	1	0	1	17
vs. Northwestern *	18	2-6	.333	2-2	1.000	0-0	.000	4	1	6	0	0	1	6
vs. Rutgers *	25	6-9	.667	2-3	.667	2-2	1.000	1	1	3	2	0	0	16
vs. Indiana *	26	3-8	.375	0-3	.000	2-3	.667	3	3	5	3	0	0	8
vs. Purdue *	27	4-8	.500	0-2	.000	3-5	.600	4	2	4	0	0	1	11
vs. Richmond *	19	2-5	.400	0-2	.000	2-3	.667	1	5	1	3	0	0	6
Totals = 36	654	99-222	.446	17-53	.321	142-190	.800	88	65	59	33	3	32	267
	18.2							2.4						7.4

FILIP REBRACA

2018-19

Opponent	Min.	FG-FGA	PCT	3-PT. FG	PCT	FT-FTA	PCT	REB	PF	AST	TO	BLK	STL	PTS
at Milwaukee	16	2-3	.667	0-0	.000	0-0	.000	8	0	0	1	1	1	4
at Kentucky	22	5-8	.625	2-3	.667	1-3	.333	6	3	0	2	1	3	13
Minnesota-Morris *	14	4-4	1.000	0-0	.000	02-3	.667	8	1	0	0	2	1	10
Concordia (NE) *	27	4-7	.571	0-0	.000	4-6	.667	12	2	2	3	2	0	12
at Utah Valley	10	1-4	.250	0-1	.000	0-0	.000	1	3	0	1	1	0	2
at Montana State	14	1-2	.500	0-0	.000	0-0	.000	1	3	0	2	0	0	2
Idaho *	29	8-13	.615	1-2	.500	2-4	.500	8	2	0	7	0	1	19
at UTRGV *	21	3-6	.500	0-1	.000	0-0	.000	3	4	0	0	1	1	6
Milwaukee *	27	3-6	.500	0-1	.000	2-5	.400	9	3	1	2	1	0	8
Mayville State *	23	5-11	.455	0-1	.000	2-3	.667	4	3	1	0	1	0	12
at Northern Iowa *	17	3-6	.500	0-0	.000	3-4	.750	5	4	0	3	0	0	9
IPFW *	20	1-3	.333	0-1	.000	0-0	.000	3	0	0	2	0	0	2
at Oral Roberts *	21	3-7	.429	0-1	.000	2-2	1.000	4	2	1	5	0	1	8
at Denver	18	0-3	.000	0-0	.000	2-2	1.000	3	1	2	1	0	1	2
Omaha	5	1-1	1.000	0-0	.000	0-0	.000	4	3	0	0	1	0	2
Western Illinois	19	4-6	.667	2-2	1.000	0-1	.000	7	3	1	1	3	0	10
South Dakota St	23	7-9	.778	1-3	.333	0-1	.000	5	4	2	0	1	1	15
at North Dakota St	14	3-3	1.000	0-0	.000	2-2	1.000	3	5	0	1	0	0	8
South Dakota *	35	3-9	.333	0-1	.000	2-2	1.000	11	2	0	1	1	1	8
at Western Illinois *	29	5-12	.417	0-2	.000	1-3	.333	5	2	0	1	0	0	11
at Omaha *	27	2-7	.286	0-1	.000	1-1	1.000	4	3	0	2	2	1	5
North Dakota St *	29	3-4	.750	0-0	.000	1-2	.500	6	4	1	0	1	0	7
at South Dakota St *	33	5-12	.417	2-5	.400	0-0	.000	7	3	1	1	0	0	12
Oral Roberts *	27	3-9	.333	0-0	.000	1-1	1.000	6	4	5	4	1	1	7
Denver	16	1-2	.500	0-0	.000	0-0	.000	5	4	0	2	0	0	2
at IPFW	19	3-5	.600	2-2	1.000	0-0	.000	5	1	0	0	3	1	8
at South Dakota	18	4-6	.667	0-1	.000	0-0	.000	5	2	0	1	0	0	8
vs. Omaha	22	3-4	.750	0-0	.000	0-2	.000	10	4	1	0	1	1	6
Totals = 29	627	96-180	.533	10-28	.357	31-52	.596	172	75	18	43	26	15	233
	21.6							5.9						8.0

INDIVIDUAL CAREER GAME-BY-GAME STATS

IOWA BASKETBALL



2023 MEDIA GUIDE

2019-20

Opponent	Min.	FG-FGA	PCT	3-PT. FG	PCT	FT-FTA	PCT	REB	PF	AST	TO	BLK	STL	PTS
at Gonzaga *	32	8-11	.727	0-1	.000	0-1	.000	13	4	0	1	0	1	16
at Valparaiso *	26	4-8	.500	0-0	.000	3-5	.600	5	2	4	2	3	0	11
at Milwaukee *	37	8-9	.889	0-0	.000	8-10	.800	10	2	1	1	8	0	24
at Minnesota *	35	5-12	.417	0-1	.000	0-0	.000	8	3	1	3	0	0	10
North Central (MN) *	15	5-7	.714	0-0	.000	0-3	.000	4	1	1	1	2	0	10
at Fla. Gulf Coast *	33	7-15	.467	0-0	.000	3-3	1.000	12	4	5	4	2	1	17
vs. Ga. Southern *	34	6-9	.667	0-0	.000	4-4	1.000	14	3	1	3	0	0	16
vs. Campbell *	34	6-10	.600	0-0	.000	2-3	.667	6	1	1	2	2	0	14
at Montana *	33	6-8	.750	0-0	.000	2-2	1.000	12	4	2	6	1	0	14
at E. Washington *	32	5-10	.500	0-0	.000	2-4	.500	8	2	2	4	2	0	12
Northland *	16	3-3	1.000	0-0	.000	0-0	.000	5	0	0	1	0	0	6
at Nebraska *	39	7-11	.636	1-2	.500	0-0	.000	11	2	1	5	0	0	15
at Oregon State *	36	6-12	.500	0-1	.000	1-3	.333	10	3	2	2	2	0	13
at Denver *	34	3-6	.500	0-0	.000	5-7	.714	16	3	1	2	0	3	11
IPFW *	37	6-7	.857	0-0	.000	0-0	.000	13	3	2	1	1	0	12
Omaha *	37	2-9	.222	0-0	.000	5-6	.833	12	1	2	1	2	1	9
at Oral Roberts *	33	4-8	.500	0-0	.000	2-5	.400	5	0	3	1	1	2	10
at South Dakota St *	29	4-5	.800	0-0	.000	1-2	.500	13	4	0	2	0	1	9
at North Dakota St *	34	8-11	.727	0-0	.000	5-5	1.000	8	4	0	3	0	0	21
Denver *	37	3-9	.333	0-0	.000	2-2	1.000	6	3	4	2	0	2	8
Western Illinois *	34	7-14	.500	0-0	.000	8-11	.727	6	2	1	4	0	0	22
at IPFW *	38	5-9	.556	0-1	.000	1-3	.333	8	4	2	4	2	0	11
South Dakota *	23	3-6	.500	0-1	.000	3-4	.750	4	2	2	6	0	0	9
at Western Illinois *	29	7-15	.467	0-1	.000	5-5	1.000	6	4	1	1	0	0	19
South Dakota St *	35	10-12	.833	0-0	.000	3-4	.750	5	4	1	1	0	1	23
North Dakota St *	37	10-16	.625	0-0	.000	0-0	.000	9	4	0	1	2	0	20
at Omaha *	38	10-21	.476	0-0	.000	4-9	.444	13	3	0	1	1	2	24
at South Dakota *	34	8-11	.727	0-1	.000	1-2	.500	12	1	3	4	1	0	17
vs. South Dakota *	32	4-12	.333	0-0	.000	3-6	.500	6	3	2	1	0	1	11
vs. IPFW *	34	6-8	.750	0-0	.000	2-4	.500	10	0	2	2	0	0	14
vs. North Dakota St *	38	4-11	.364	0-0	.000	3-4	.750	4	3	1	1	2	0	11
Totals = 32	1041	190-328	.579	1-9	.111	78-117	.667	285	79	51	75	33	18	459
								8.9						14.3

2020-21

Opponent	Min.	FG-FGA	PCT	3-PT. FG	PCT	FT-FTA	PCT	REB	PF	AST	TO	BLK	STL	PTS
at Miami (OH) *	29	4-8	.500	1-1	1.000	6-8	.750	7	4	0	7	1	1	15
at Dixie State *	29	6-8	.750	0-0	.000	3-6	.500	6	5	1	2	0	0	15
at Minnesota *	36	10-19	.526	2-3	.667	1-2	.500	6	2	0	1	1	1	23
vs. South Dakota *	33	10-15	.667	1-2	.500	5-6	.833	6	1	1	3	0	1	26
vs. South Dakota St *	31	7-14	.500	1-3	.333	3-3	1.000	7	2	0	4	0	0	18
vs. North Dakota St *	31	9-16	.563	2-4	.500	1-5	.200	7	2	0	0	1	0	21
at Southern Illinois *	24	5-6	.833	0-1	.000	2-3	.667	4	3	2	1	0	0	12
at Southern Illinois *	32	4-10	.400	1-1	1.000	2-6	.333	8	1	1	2	0	1	11
at Drake *	32	5-11	.455	0-2	.000	1-3	.333	6	1	1	4	4	0	11
UMKC *	36	7-15	.467	0-2	.000	2-4	.500	5	1	0	5	0	0	16
UMKC *	34	6-10	.600	0-1	.000	2-7	.286	8	4	2	0	2	0	14
at Oral Roberts *	30	11-20	.550	1-3	.333	1-5	.200	9	2	2	0	2	1	24
at Oral Roberts *	36	5-13	.385	0-2	.000	1-4	.250	7	3	3	0	0	4	11
North Dakota St *	34	7-19	.368	0-2	.000	0-0	.000	10	2	2	2	0	0	14
North Dakota St *	41	9-16	.563	0-1	.000	3-3	1.000	7	2	3	1	0	3	21
at South Dakota St *	26	5-10	.500	0-0	.000	4-5	.800	4	3	0	2	1	0	14
at South Dakota St *	36	5-11	.455	1-1	1.000	4-6	.667	8	4	0	3	1	0	15
Western Illinois *	35	7-10	.700	0-0	.000	0-0	.000	14	2	4	4	1	1	25
Western Illinois *	26	8-16	.500	0-1	.000	8-10	.800	6	4	1	3	0	0	24
at Denver *	24	6-9	.667	0-1	.000	2-5	.400	7	5	1	2	0	0	14
at Denver *	24	7-14	.500	0-0	.000	2-3	.667	6	5	0	4	1	0	16
South Dakota *	34	5-13	.385	1-1	1.000	2-4	.500	11	1	1	3	1	1	13
South Dakota *	29	5-12	.417	2-2	1.000	5-6	.833	3	4	1	1	0	0	17
at Omaha *	37	9-19	.474	2-4	.500	2-3	.667	13	3	2	4	0	2	22
at Omaha *	38	8-18	.444	0-2	.000	1-2	.500	13	3	2	1	1	0	17
vs. Oral Roberts *	29	4-12	.333	0-1	.000	0-1	.000	9	0	1	2	0	0	8
Totals = 26	827	174-344	.506	15-41	.366	74-122	.607	197	69	31	10	17	16	437
	31.8							7.6						16.8



2021-22

Opponent	Min.	FG-FGA	PCT	3-PT. FG	PCT	FT-FTA	PCT	REB	PF	AST	TO	BLK	STL	PTS
Longwood *	16	1-3	.333	0-0	.000	0-0	.000	5	1	1	1	0	0	2
Kansas City *	23	4-5	.800	0-0	.000	1-2	.500	13	1	1	0	1	1	9
N.C. Central *	24	2-2	1.000	0-0	.000	4-7	.571	6	4	0	1	0	0	8
Alabama State *	17	2-2	1.000	1-1	1.000	0-0	.000	8	1	1	0	1	0	5
Western Michigan *	18	2-5	.400	0-1	.000	2-2	1.000	5	1	0	1	1	0	6
Portland State *	17	2-5	.400	0-0	.000	1-2	.500	9	1	0	3	2	1	5
at Virginia *	28	4-4	1.000	0-0	.000	0-3	.000	3	2	0	0	0	0	8
at Purdue *	20	1-2	.500	0-0	.000	1-2	.500	1	5	0	0	0	0	3
Illinois *	21	1-4	.250	0-1	.000	1-2	.500	8	4	2	1	0	0	3
at Iowa State *	21	2-3	.667	0-0	.000	3-4	.750	4	3	1	2	0	0	7
vs. Utah State *	21	3-5	.600	0-0	.000	1-2	.500	4	3	0	1	1	0	7
SE Louisiana *	19	2-7	.286	0-0	.000	1-2	.500	9	2	2	2	2	0	5
Western Illinois *	17	2-3	.667	0-0	.000	1-2	.500	4	0	0	1	0	0	5
Maryland *	29	6-8	.750	0-1	.000	1-3	.333	8	3	1	0	0	0	13
at Wisconsin *	12	1-2	.500	0-0	.000	0-0	.000	1	2	0	0	0	0	2
Indiana *	20	2-3	.667	0-0	.000	0-0	.000	4	4	1	0	2	0	4
at Minnesota *	32	6-11	.545	0-1	.000	0-0	.000	12	2	1	1	2	3	12
at Rutgers *	34	4-10	.400	0-0	.000	0-1	.000	10	3	0	1	0	2	8
Penn State *	20	4-5	.800	0-0	.000	0-0	.000	5	2	0	1	0	0	8
Purdue *	11	1-2	.500	0-0	.000	0-0	.000	1	1	0	0	1	0	2
at Penn State *	32	4-5	.800	0-0	.000	3-3	1.000	6	3	0	1	1	1	11
Minnesota *	26	2-3	.667	0-0	.000	0-0	.000	2	1	1	0	0	1	4
at Maryland *	22	2-3	.667	0-0	.000	2-2	1.000	7	2	1	2	0	1	6
Nebraska *	22	2-7	.286	0-0	.000	0-0	.000	6	1	1	1	0	1	4
Michigan *	24	5-9	.556	0-1	.000	2-3	.667	6	4	3	2	0	0	12
at Ohio State *	16	2-3	.667	0-0	.000	1-2	.500	5	4	0	3	0	0	5
Michigan State *	22	0-2	.000	0-0	.000	4-4	1.000	7	2	1	1	2	0	4
at Nebraska *	24	2-7	.286	0-0	.000	2-2	1.000	3	1	0	2	1	0	6
Northwestern *	18	0-4	.000	0-0	.000	1-2	.500	5	1	1	0	1	0	1
at Michigan *	17	2-6	.333	0-0	.000	0-0	.000	2	3	0	0	1	0	4
at Illinois *	22	3-5	.600	0-0	.000	0-0	.000	3	2	0	2	0	1	6
vs. Northwestern *	23	5-5	1.000	0-0	.000	0-0	.000	9	3	4	1	2	0	10
vs. Rutgers *	26	2-3	.667	0-0	.000	1-1	1.000	6	3	1	0	1	0	5
vs. Indiana *	19	0-1	.000	0-0	.000	0-0	.000	4	1	0	0	0	0	0
vs. Purdue *	12	1-2	.500	0-0	.000	1-3	.333	2	4	1	0	0	1	3
vs. Richmond *	25	2-5	.400	0-0	.000	1-2	.500	9	3	1	0	2	1	3
Totals = 36	771	86-161	.534	1-6	.167	35-58	.603	202	83	26	31	24	14	208
	21.4							5.6						5.8

PAYTON SANDFORT

2021-22

Opponent	Min.	FG-FGA	PCT	3-PT. FG	PCT	FT-FTA	PCT	REB	PF	AST	TO	BLK	STL	PTS
Longwood	16	3-10	.300	2-7	.286	0-0	.000	2	1	2	0	0	0	8
Kansas City	13	2-5	.400	0-3	.000	2-2	1.000	0	0	1	0	0	0	6
N.C. Central	9	0-1	.000	0-1	.000	0-0	.000	1	0	1	0	0	0	0
Alabama State	21	7-15	.467	5-12	.417	2-2	1.000	2	2	2	0	0	0	21
Western Michigan	16	6-10	.600	5-7	.714	2-2	1.000	3	0	0	0	1	1	19
Portland State	20	1-5	.200	0-4	.000	2-2	1.000	2	2	1	2	0	0	4
at Virginia	3	0-1	.000	0-1	.000	0-0	.000	0	0	0	0	1	0	0
at Purdue	7	0-2	.000	0-2	.000	1-2	.500	1	0	1	2	0	1	1
Illinois	10	2-3	.667	1-2	.500	0-0	.000	1	0	0	0	1	0	5
at Iowa State	5	0-3	.000	0-2	.000	0-0	.000	0	0	0	1	0	0	0
vs. Utah State	8	0-3	.000	0-1	.000	0-0	.000	3	4	1	0	0	0	0
SE Louisiana	17	3-9	.333	2-7	.286	2-2	1.000	2	1	1	1	0	1	10
Western Illinois	17	5-7	.714	3-3	1.000	0-0	.000	5	1	0	0	0	1	13
Maryland	2	0-0	.000	0-0	.000	0-0	.000	0	0	0	0	0	0	0
at Wisconsin	7	0-2	.000	0-1	.000	0-0	.000	1	1	2	1	0	0	0
Indiana	1	0-0	.000	0-0	.000	0-0	.000	0	0	0	0	0	0	0
at Minnesota	9	1-2	.500	0-1	.000	0-0	.000	1	2	2	0	0	0	2
at Rutgers	3	0-1	.000	0-0	.000	0-0	.000	0	0	0	0	0	0	0
Purdue	6	1-3	.333	1-1	1.000	0-0	.000	0	1	1	0	0	0	3
at Penn State	11	2-4	.500	1-3	.333	0-0	.000	1	1	0	0	0	0	5
Minnesota	10	2-4	.500	1-3	.333	0-0	.000	3	1	1	0	1	0	5
at Maryland	14	3-4	.750	3-3	1.000	0-0	.000	3	2	0	1	0	0	9
Nebraska	17	5-8	.625	2-4	.500	0-0	.000	8	4	1	1	0	0	12
Michigan	14	1-6	.167	0-4	.000	0-0	.000	3	0	0	1	0	0	2
at Ohio State	1	0-0	.000	0-0	.000	0-0	.000	0	0	0	1	0	0	0
Michigan State	13	2-6	.333	1-4	.250	0-0	.000	5	1	1	2	0	0	5
at Nebraska	4	0-1	.000	0-0	.000	0-0	.000	1	0	0	0	0	0	0
Northwestern	14	1-4	.250	0-3	.000	2-2	1.000	4	1	0	1	0	0	4
at Illinois	15	3-3	1.000	1-1	1.000	0-0	.000	1	0	1	0	0	0	7
vs. Northwestern	15	5-9	.556	3-5	.600	0-0	.000	2	2	0	1	0	0	13
vs. Rutgers	9	0-3	.000	0-1	.000	2-2	1.000	5	0	1	0	0	0	2
vs. Indiana	7	1-3	.333	1-2	.500	0-0	.000	2	0	2	0	0	0	3
vs. Purdue	15	4-4	1.000	2-2	1.000	0-0	.000	0	1	0	1	0	1	10
vs. Richmond	8	1-5	.200	0-3	.000	0-0	.000	3	1	0	0	0	0	2
Totals = 34	356	61-146	.418	34-93	.366	15-16	.938	65	29	22	16	4	5	171
	10.5							1.9						5.0



AHRON ULIS

2020-21

Opponent	Min.	FG-FGA	PCT	3-PT. FG	PCT	FT-FTA	PCT	REB	PF	AST	TO	BLK	STL	PTS
N.C. Central	10	0-0	.000	0-0	.000	5-6	.833	2	0	1	0	0	0	5
Southern	10	1-2	.500	0-1	.000	4-4	1.000	0	1	1	0	0	0	6
Western Illinois	9	0-0	.000	0-0	.000	2-2	1.000	1	0	2	2	0	0	2
Iowa State	6	0-1	.000	0-1	.000	2-2	1.000	0	0	1	0	0	0	2
Northern Illinois	14	2-4	.500	0-1	.000	0-0	.000	0	0	2	2	0	0	4
at Rutgers	14	1-2	.500	0-0	.000	0-0	.000	3	0	4	0	0	0	2
at Maryland	2	0-0	.000	0-0	.000	0-0	.000	0	0	0	0	0	0	0
at Northwestern	4	0-0	.000	0-0	.000	2-2	1.000	0	1	0	0	0	0	2
Indiana	0+	0-0	.000	0-0	.000	0-0	.000	0	1	0	0	0	0	0
Michigan State	3	0-0	.000	0-0	.000	2-2	1.000	1	0	1	0	0	0	2
Ohio State	0+	0-0	.000	0-0	.000	0-0	.000	0	0	0	0	0	0	0
at Indiana	6	0-1	.000	0-0	.000	0-0	.000	1	0	0	0	0	0	0
Rutgers	4	0-1	.000	0-0	.000	0-0	.000	0	1	0	0	0	0	0
at Michigan State	8	0-1	.000	0-0	.000	0-0	.000	3	1	0	0	0	0	0
at Michigan	6	0-1	.000	0-0	.000	0-0	.000	0	1	0	2	0	0	0
Nebraska	12	1-2	.500	0-0	.000	0-0	.000	2	2	4	0	0	1	2
vs. Oregon	12	0-0	.000	0-0	.000	1-2	.500	2	0	4	0	1	0	1
Totals = 17	120	5-15	.333	0-3	.000	18-20	.900	15	8	20	6	1	1	28
	7.0							0.9						1.6

2021-22

Opponent	Min.	FG-FGA	PCT	3-PT. FG	PCT	FT-FTA	PCT	REB	PF	AST	TO	BLK	STL	PTS
Longwood	20	3-4	.750	0-0	.000	0-0	.000	4	3	5	1	0	0	6
Kansas City	13	2-2	1.000	0-0	.000	0-1	.000	0	0	1	0	0	1	4
N.C. Central	22	2-5	.400	1-1	1.000	7-8	.875	3	1	4	2	0	1	12
Alabama State	16	0-3	.000	0-2	.000	0-1	.000	0	4	1	1	0	2	0
Western Michigan	19	1-4	.250	0-0	.000	0-0	.000	2	0	8	2	0	1	2
Portland State	12	0-1	.000	0-0	.000	0-0	.000	2	1	0	2	0	0	0
at Virginia	13	1-2	.500	0-0	.000	0-0	.000	2	0	2	0	0	0	2
at Purdue	20	2-6	.333	1-1	1.000	2-2	1.000	3	4	1	0	0	0	7
Illinois	24	3-6	.500	1-2	.500	4-4	1.000	0	4	7	0	0	3	11
at Iowa State	15	0-2	.000	0-0	.000	0-0	.000	2	1	4	2	0	1	0
vs. Utah State	19	1-4	.250	0-1	.000	2-2	1.000	4	0	4	2	0	2	4
SE Louisiana	13	2-3	.667	0-1	.000	0-0	.000	3	3	1	1	0	0	4
Western Illinois	19	1-3	.333	0-0	.000	5-5	1.000	3	3	5	2	0	1	7
Maryland	15	1-2	.500	0-0	.000	0-1	.000	2	0	1	0	0	0	2
at Wisconsin	15	1-2	.500	0-0	.000	0-0	.000	3	0	2	1	0	0	2
Indiana	18	0-4	.000	0-0	.000	4-4	1.000	4	1	2	2	0	0	4
at Minnesota	12	0-1	.000	0-0	.000	0-0	.000	2	2	3	0	0	0	0
at Rutgers	6	0-2	.000	0-0	.000	0-0	.000	0	1	0	1	0	0	0
Penn State	6	1-1	1.000	0-0	.000	0-0	.000	0	0	0	1	0	0	2
Purdue	15	1-3	.333	0-0	.000	0-0	.000	2	1	1	2	0	1	2
at Penn State	27	0-7	.000	0-0	.000	7-8	.875	5	2	5	0	0	0	7
Minnesota	21	4-9	.444	1-2	.500	0-2	.000	5	1	2	1	0	2	9
at Maryland	14	1-5	.200	0-1	.000	1-2	.500	1	1	3	0	0	1	3
Nebraska	8	0-0	.000	0-0	.000	0-0	.000	0	0	1	1	0	0	0
Michigan	11	2-3	.667	0-0	.000	0-0	.000	2	1	0	0	0	0	4
at Ohio State	17	1-3	.333	0-0	.000	5-6	.833	4	2	2	1	0	0	7
Michigan State	17	1-3	.333	0-0	.000	1-2	.500	3	0	3	0	0	0	3
at Nebraska	7	1-2	.500	0-0	.000	0-0	.000	0	1	0	1	0	0	2
Northwestern	11	0-1	.000	0-0	.000	0-0	.000	4	0	1	0	0	0	0
at Michigan	10	0-2	.000	0-1	.000	0-0	.000	1	0	0	1	0	2	0
at Illinois	13	1-2	.500	0-0	.000	0-0	.000	1	2	1	1	0	0	2
vs. Northwestern	11	1-3	.333	0-0	.000	0-0	.000	1	2	2	2	0	0	2
vs. Indiana	3	0-0	.000	0-0	.000	0-0	.000	1	0	0	2	0	1	0
vs. Purdue	3	0-0	.000	0-0	.000	0-0	.000	0	0	1	0	0	0	0
vs. Richmond	0+	0-0	.000	0-0	.000	0-0	.000	0	0	0	0	0	0	0
Totals = 35	486	34-100	.340	4-12	.333	38-48	.792	69	41	73	32	0	19	110
	13.9							2.0						3.1

**Overall: 26-10****Big Ten: 12-8****Home: 15-3****Away: 6-6****Neutral: 5-1**

Date	Opponent	Result	Attend.	Top Scorer	Top Rebounder
Nov. 9	Longwood	W, 106-73	9,259	Keegan Murray, 24	Murray/Murray/C. McCaffery, 7
Nov. 12	Kansas City	W, 89-57	11,133	Keegan Murray, 25	Filip Rebraca, 13
Nov. 16	N.C. Central	W, 86-69	9,132	Keegan Murray, 27	Keegan Murray, 21
Nov. 18	Alabama State	W, 108-82	9,957	Keegan Murray, 26	Rebraca/Kris Murray, 8
Nov. 22	Western Michigan	W, 109-61	10,044	Keegan Murray, 29	Kris Murray, 8
Nov. 26	Portland State	W, 85-51	11,756	Keegan Murray, 23	Rebraca/Keegan Murray, 9
^ Nov. 29	at Virginia	W, 75-74	13,542	Jordan Bohannon, 20	Keegan Murray, 9
* Dec. 3	at #2 Purdue	L, 70-77	14,804	Patrick McCaffery, 15	Rebraca/Ogundele, 5
* Dec. 6	Illinois	L, 83-87	12,072	Keegan Murray, 19	Filip Rebraca, 8
+ Dec. 9	at #17 Iowa State	L, 53-73	14,267	Jordan Bohannon, 17	Keegan Murray, 7
# Dec. 18	vs. Utah State	W, 94-75	3,250	Keegan Murray, 35	Keegan Murray, 7
Dec. 21	Southeastern Louisiana	W, 93-62	10,891	Keegan Murray, 20	Keegan Murray, 10
Dec. 29	Western Illinois	W, 92-71	15,056	Keegan Murray, 29	Keegan Murray, 10
* Jan. 3	Maryland	W, 80-75	10,327	Keegan Murray, 35	Rebraca/Keegan Murray, 8
* Jan. 6	at #23 Wisconsin	L, 78-87	15,212	Keegan Murray, 27	Patrick McCaffery, 7
* Jan. 13	Indiana	W, 83-74	11,246	Kris Murray, 29	Kris Murray, 11
* Jan. 16	at Minnesota	W, 81-71	10,925	Keegan Murray, 25	Filip Rebraca, 12
* Jan. 19	at Rutgers	L, 46-48	8,000	Keegan Murray, 13	Keegan Murray, 13
* Jan. 22	Penn State	W, 68-51	15,056	Keegan Murray, 15	Keegan Murray, 8
* Jan. 27	#6 Purdue	L, 73-83	12,723	Kris Murray, 23	Keegan Murray, 9
* Jan. 31	at Penn State	L, 86-90 (2OT)	7,977	Keegan Murray, 21	Patrick McCaffery, 7
* Feb. 6	Minnesota	W, 71-59	14,558	Keegan Murray, 24	Keegan Murray, 15
* Feb. 10	at Maryland	W, 110-87	12,649	Ke. Murray/Bohannon, 30	Rebraca/Keegan Murray, 7
* Feb. 13	Nebraska	W, 98-75	13,772	Keegan Murray, 37	Payton Sandfort, 8
* Feb. 17	Michigan	L, 79-84	13,048	Keegan Murray, 23	Keegan Murray, 7
* Feb. 19	at #18 Ohio State	W, 75-62	15,876	Keegan Murray, 24	Kris Murray, 8
* Feb. 22	Michigan State	W, 86-60	14,634	Keegan Murray, 28	Filip Rebraca, 7
* Feb. 25	at Nebraska	W, 88-78	15,960	Tony Perkins, 20	Keegan Murray, 11
* Feb. 28	Northwestern	W, 82-61	13,231	Keegan Murray, 26	Keegan Murray, 18
* March 3	at Michigan	W, 82-71	12,707	Keegan Murray, 23	Keegan Murray, 7
* March 6	at #20 Illinois	L, 72-74	15,544	Keegan Murray, 22	Tony Perkins, 12
% March 10	vs. Northwestern	W, 112-76	14,856	Keegan Murray, 26	Filip Rebraca, 9
% March 11	vs. Rutgers	W, 84-74	15,848	Keegan Murray, 26	Keegan Murray, 8
% March 12	vs. Indiana	W, 80-77	17,762	Keegan Murray, 32	Keegan Murray, 9
% March 13	vs. #9 Purdue	W, 75-66	17,732	Keegan Murray, 19	Keegan Murray, 11
\$ March 17	vs. Richmond	L, 63-67	16,017	Keegan Murray, 21	Rebraca/Keegan Murray, 9

^ - Big Ten/ACC Challenge

+ - Iowa Corn Cy-Hawk Series

- Sioux Falls, South Dakota

* - Big Ten Conference Game

% - Big Ten Tournament -- Indianapolis, IN

\$ - NCAA Tournament -- Buffalo, NY



OVERALL GAMES: 26-10

Player	GP-GS	FG-FGA	PCT	3-pt. FG-FGA	3-pt. PCT	FT-FTA	PCT	REB	AVG	PF-D	AST	TO	BK	ST	PTS	AVG	MIN
Murray, Ke.	35-35	307-554	.554	66-166	.398	142-190	.747	303	8.7	65-0	52	39	68	45	822	23.5	31.9
Bohannon	36-36	112-291	.385	91-238	.382	80-90	.889	48	1.3	48-0	65	32	0	27	395	11.0	26.9
McCaffery, P.	32-32	124-294	.422	33-100	.330	55-77	.714	114	3.6	23-0	50	21	15	19	336	10.5	24.1
Murray, Kr.	35-1	124-259	.479	43-111	.387	49-76	.645	149	4.3	87-2	37	27	31	29	340	9.7	17.9
Perkins	36-15	99-222	.446	17-53	.321	52-65	.800	88	2.4	62-1	59	33	3	32	267	7.4	18.2
Rebraca	36-36	86-161	.534	1-6	.167	35-58	.603	202	5.6	83-1	26	31	24	14	208	5.8	21.4
Sandfort	34-0	61-146	.418	34-93	.366	15-16	.938	65	1.9	29-0	22	16	4	5	171	5.0	10.5
Toussaint	36-21	60-142	.423	9-35	.257	26-31	.839	61	1.7	55-0	114	49	1	51	155	4.3	17.4
Ulis	35-0	34-100	.340	4-12	.333	38-48	.792	69	2.0	41-0	73	32	0	19	110	3.1	13.9
Ash	18-0	17-39	.436	8-26	.308	10-14	.714	10	0.6	5-0	11	6	0	0	52	2.9	4.4
McCaffery, C.	34-4	25-72	.347	22-65	.338	13-18	.722	85	2.5	53-1	65	13	0	17	85	2.5	17.1
Ogundele	19-0	13-24	.542	0-0	.000	3-10	.300	24	1.3	19-0	0	9	5	4	29	1.5	5.2
Mulvey	17-0	6-12	.500	0-2	.000	4-4	1.000	15	0.9	12-0	2	4	5	0	16	0.9	4.7
Laketa	12-0	3-6	.500	3-5	.600	0-0	.000	2	0.2	1-0	1	3	0	2	9	0.8	2.8
Team								69				11					
TOTAL	36	1071-2322	.461	331-912	.363	522-697	.749	1343	37.3	583-5	577	331	156	264	2995	83.2	40.0
OPP.	36	949-2170	.437	259-788	.329	405-570	.711	1293	35.9	641-9	518	490	104	188	2562	71.2	40.0

Score by Periods:	1	2	OT	Total
Iowa	1471	1504	20	2995
Opponents	1205	1333	24	2562

BIG TEN GAMES ONLY: 12-8

Player	GP-GS	FG-FGA	PCT	3-pt. FG-FGA	3-pt. PCT	FT-FTA	PCT	REB	AVG	PF-D	AST	TO	BK	ST	PTS	AVG	MIN
Murray, Ke.	19-19	160-301	.532	37-88	.420	76-115	.661	162	8.5	39-0	23	20	41	22	433	22.8	33.4
Murray, Kr.	20-1	78-161	.484	25-70	.357	30-47	.638	84	4.2	57-2	22	17	18	17	211	10.6	18.7
Bohannon	20-20	55-157	.350	45-127	.354	48-56	.857	28	1.4	27-0	36	18	0	15	203	10.2	28.0
McCaffery, P.	18-18	68-174	.391	19-60	.317	25-40	.625	75	4.2	17-0	27	9	9	11	180	10.0	25.6
Perkins	20-10	55-121	.455	8-23	.348	21-28	.750	52	2.6	32-0	25	16	1	17	139	7.0	17.3
Rebraca	20-20	50-101	.495	0-4	.000	18-26	.692	102	5.1	50-1	13	18	11	10	118	5.9	22.2
Toussaint	20-10	34-88	.386	5-24	.208	10-14	.714	36	1.8	29-0	71	29	0	28	83	4.2	18.5
McCaffery, C.	18-2	18-47	.383	18-44	.409	7-9	.778	38	2.1	37-1	25	7	0	13	61	3.4	17.5
Ulis	20-0	20-64	.313	3-7	.429	24-31	.774	42	2.1	23-0	35	13	0	9	67	3.4	14.3
Sandfort	18-0	23-53	.434	11-32	.344	3-4	.750	33	1.8	14-0	10	10	2	1	60	3.3	8.7
Ash	8-0	6-13	.462	4-9	.444	2-3	.667	3	0.4	1-0	2	1	0	0	18	2.3	2.7
Ogundele	10-0	7-12	.583	0-0	.000	2-4	.500	11	1.1	12-0	0	3	3	1	16	1.6	5.3
Mulvey	7-0	1-2	.500	0-0	.000	0-0	.000	2	0.3	6-0	0	2	0	0	2	0.3	2.9
Laketa	4-0	0-1	.000	0-1	.000	0-0	.000	0	0.0	1-0	0	2	0	1	0	0.0	2.0
Team								47				8					
TOTAL	20	575-1295	.444	175-489	.358	266-377	.706	726	36.3	345-4	289	176	85	145	1591	79.6	40.0
OPP.	20	526-1180	.446	149-426	.350	253-357	.709	762	38.1	349-5	287	274	68	106	1454	72.7	40.0

Score by Periods:	1	2	OT	Total
Iowa	768	803	20	1591
Opponents	697	733	24	1454



CATEGORY		IOWA		OPPONENTS
<u>Points</u>	High	112 Northwestern	90	Penn State
	Low	46 Rutgers	48	Rutgers
<u>FG Made</u>	High	43 Northwestern	33	Wisconsin/Penn State
	Low	17 Iowa State/Rutgers	17	Penn State
<u>FG Att.</u>	High	77 Penn State	74	Longwood/Penn State
	Low	54 Penn State	49	Ohio State
<u>FG%</u>	High	.614 Northwestern	.612	Purdue
	Low	.270 N.C. Central	.308	Portland State
<u>3-FG Made</u>	High	20 Alabama State	14	Maryland
	Low	4 Kansas City/Michigan	2	Rutgers/Ohio State
<u>3-FG Att.</u>	High	44 Alabama State	32	Longwood
	Low	16 Kansas City	11	Ohio State
<u>3-FG%</u>	High	.655 Northwestern	.591	Purdue
	Low	.185 Iowa State	.148	Portland State
<u>FTM</u>	High	35 N.C. Central	27	Purdue
	Low	4 Minnesota	2	Michigan State
<u>FTA</u>	High	41 N.C. Central	37	Purdue
	Low	9 Minnesota	4	Michigan State
<u>FT% (min. 10)</u>	High	.944 Purdue	.875	Nebraska
	Low	.444 Minnesota	.455	Purdue
<u>Off. Reb.</u>	High	20 Ohio State	21	Iowa State
	Low	6 Purdue/Wisconsin	2	Utah State
<u>Def. Reb.</u>	High	37 SE Louisiana	38	Rutgers/Penn State
	Low	14 Illinois	9	Northwestern
<u>Total Reb.</u>	High	50 SE Louisiana/Northwestern	53	Penn State
	Low	23 Illinois	18	Northwestern
<u>Assists</u>	High	28 Alabama State	22	Indiana
	Low	8 Rutgers	4	Western Illinois
<u>Steals</u>	High	15 Western Michigan/Indiana	9	Indiana
	Low	2 Virginia	0	Virginia
<u>Blocks</u>	High	8 Longwood/Western Illinois	10	Rutgers
	Low	0 Purdue	0	Illinois/Western Illinois
<u>Turnovers</u>	High	15 Northwestern	24	Western Michigan
	Low	4 Virginia/Illinois	5	Virginia/Rutgers
<u>Fouls</u>	High	29 Purdue	30	N.C. Central
	Low	9 Western Michigan	9	Minnesota

GAME-BY-GAME SPECIALTY STATS

		Pts. Off	Pts. in	2nd	Bench
		TO's	Paint	Chance	Points
Date	Opponent				
11/9	Longwood	17	36	17	42
11/12	Kansas City	25	58	11	28
11/16	N.C. Central	16	34	15	27
11/18	Alabama State	18	30	23	51
11/22	Western Michigan	36	50	14	63
11/26	Portland State	23	46	17	36
11/29	Virginia	5	30	13	12
12/3	at #2 Purdue	20	34	4	29
12/6	Illinois	26	42	11	43
12/9	at #17 Iowa State	11	20	10	13
12/18	vs. Utah State	18	48	6	25
12/21	SE Louisiana	19	42	14	34
12/29	Western Illinois	9	54	12	32
1/3	Maryland	14	40	17	10
1/6	at #23 Wisconsin	8	38	14	21
1/13	Indiana	34	42	16	46
1/16	at Minnesota	12	52	17	12
1/19	at Rutgers	6	22	8	0
1/22	Penn State	12	12	12	19
1/27	#6 Purdue	18	26	14	32
1/31	at Penn State	8	28	19	36
2/6	Minnesota	21	34	6	17
2/10	at Maryland	19	40	19	33
2/13	Nebraska	24	50	14	34
2/17	Michigan	9	42	14	16
2/19	at #18 Ohio State	16	36	18	25
2/22	Michigan State	13	22	14	33
2/25	at Nebraska	12	38	19	25
2/28	Northwestern	12	26	18	14
3/2	at Michigan	11	36	11	19
3/6	at #20 Illinois	9	36	8	27
3/10	vs. Northwestern	10	38	16	43
3/11	vs. Rutgers	6	36	9	18
3/12	vs. Indiana	13	24	9	12
3/12	vs. #9 Purdue	14	28	9	29
3/17	vs. Richmond	14	30	7	7
AVG.		15.5	36.1	13.2	27.3

IOWA AND OPPONENT INDIVIDUAL HIGH PERFORMANCES

CATEGORY		IOWA		OPPONENTS
<u>Points</u>	37	Keegan Murray (Nebraska)	31	Trayce Jackson-Davis (Indiana)
<u>Field Goals Made</u>	15 (15-21)	Keegan Murray (Nebraska)	15 (15-21)	Trayce Jackson-Davis (Indiana)
<u>Field Goals Attempted</u>	23 (9-23)	Keegan Murray (Michigan)	21 (15-21)	Trayce Jackson-Davis (Indiana)
<u>Field Goal Percentage (min. 5 made)</u>	.857 (12-14)	Keegan Murray (at Maryland)	.889 (8-9)	Leslie Nkereuwem (Longwood)
<u>3-Point Field Goals Made</u>	10 (10-16)	Jordan Bohannon (at Maryland)	5	Norman (WMU)/Ayala (Maryland)/Berry (NW)
<u>3-Point Field Goals Attempted</u>	16 (10-16)	Jordan Bohannon (at Maryland)	12 (5-12)	Lamar Norman, Jr. (Western Michigan)
<u>3-Point Field Goals Pct. (min. 5 made)</u>	.833 (5-6)	Keegan Murray (Maryland)	.556 (5-9)	Eric Ayala (Maryland)
<u>Free Throws Made</u>	9 (9-10/9-9)	Ke. Murray (NCCU)/Kr. Murray (Purdue)	9 (9-10)	Tyler Burton (Richmond)
<u>Free Throws Attempted</u>	10 (9-10)	Keegan Murray (N.C. Central)	11 (7-11)	John Harrar (Penn State)
<u>Free Throw Pct. (min. 7 made)</u>	1.000 (9-9)	Kris Murray (Purdue)	1.000 (8-8)	Xavier Johnson (Indiana)
<u>Offensive Rebounds</u>	9	Keegan Murray (N.C. Central)	11	James Jean-Marie (Portland State)
<u>Defensive Rebounds</u>	14	Keegan Murray (Northwestern)	17	Trevion Williams (Purdue)
<u>Total Rebounds</u>	21	Keegan Murray (N.C. Central)	18	Williams (Purdue)/Cockburn (Illinois)
<u>Assists</u>	11	Joe Toussaint (Alabama State)	9	Mulcahy (Rutgers)/Johnson (Indiana)
<u>Steals</u>	5	Tony Perkins (Northwestern)	4	Jones (Michigan)/Verge Jr. (Nebraska)
<u>Blocks</u>	5	Keegan Murray (Longwood)	5	Jackson-Davis (Indiana)/Liddell (Ohio State)
<u>Turnovers</u>	4	Jordan Bohannon (vs. Rutgers)	6	Lamar Norman, Jr. (Western Michigan)



Season Bests

Player	Points	3-Pointers	Rebounds	Assists	Blocks	Steals
Austin Ash	8, Portland St	2, twice	3, Michigan St	3, Northwestern	---	---
Jordan Bohannon	30, Maryland	10, Maryland	4, Nebraska	5, twice	---	3, twice
Luc Laketa	3, three times	1, three times	1, twice	1, SE Louisiana	---	1, twice
Connor McCaffery	17, Northwestern	5, Northwestern	8, SE Louisiana	7, Portland St	---	3, Penn State
Patrick McCaffery	18, twice	4, Richmond	7, three times	4, three times	2, twice	3, Indiana
Riley Mulvey	8, W. Michigan	---	5, Alabama St	1, twice	3, Northwestern	1, Kansas City
Keegan Murray	37, Nebraska	8, Indiana	21, N.C. Central	4, Alabama St	5, Longwood	3, five times
Kris Murray	29, Indiana	3, four times	11, Indiana	3, Penn State	3, Indiana	3, Indiana
Josh Ogundele	7, Purdue	---	5, twice	---	2, Illinois	2, Portland St
Tony Perkins	20, Nebraska	2, six times	12, Illinois	6, Northwestern	1, three times	5, Northwestern
Filip Rebraca	13, Maryland	1, Alabama St	13, Kansas City	4, Northwestern	2, six times	3, Minnesota
Payton Sandfort	21, Alabama St	5, twice	8, Nebraska	2, five times	1, four times	1, four times
Joe Toussaint	11, Alabama St	2, Alabama St	5, three times	11, Alabama St	---	4, twice
Ahron Ulis	12, N.C. Central	1, four times	5, twice	8, W. Michigan	---	3, Illinois

Career Bests

Player	Points	3-Pointers	Rebounds	Assists	Blocks	Steals
Austin Ash	9, Savannah St., '18	3, Savannah St., '18	3, Michigan St, '22	3, Northwestern	---	2, Indiana
Jordan Bohannon	30, twice	10, Maryland, '22	7, twice	14, Minnesota, '21	1, Nebraska '17	6, Pitt, '18
Luc Laketa	3, three times	1, three times	1, twice	1, SE Louisiana	---	1, twice
Connor McCaffery	19, UConn, '18	5, N'Western, '22	13, Michigan, '20	10, Maryland, '21	1, seven times	3, seven times
Patrick McCaffery	19, Nebraska, '21	4, Richmond, '22	7, three times	4, three times	2, four times	3, Indiana
Riley Mulvey	8, W. Michigan, '21	---	5, Alabama St, '21	1, twice	3, N'Western, '22	1, Kansas City, '21
Keegan Murray	37, Nebraska, '22	8, Indiana, '22	21, N.C. Central, '21	4, Alabama St, '21	5, Longwood, '21	3, six times
Kris Murray	29, Indiana, '22	3, four times	11, Indiana, '22	3, Penn State, '22	3, Indiana, '22	3, Indiana, '22
Josh Ogundele	7, Purdue, '21	---	5, twice	---	2, Illinois '21	2, Portland St, '21
Tony Perkins	20, Nebraska, '22	2, six times	12, Illinois, '22	6, N'Western, '22	1, four times	5, N'Western, '22
Filip Rebraca	26, South Dakota, '20	2, eight times	16, Denver, '20	5, twice	8, Milwaukee, '19	4, Oral Roberts, '19
Payton Sandfort	21, Alabama St, '21	5, twice	8, Nebraska, '22	2, five times	1, four times	1, four times
Joe Toussaint	18, Penn State, '20	2, four times	8, Cal Poly, '19	11, Alabama St, '21	1, W. Illinois, '20	6, Maryland, '21
Ahron Ulis	12, N.C. Central, '21	1, four times	5, twice	8, W. Michigan, '21	1, Oregon, '21	3, Illinois, '21



Capacity crowds at the 15,056-seat Carver-Hawkeye Arena are the norm in Iowa City. Iowa has ranked in the Top 30 in national attendance each of the past eight seasons (2021 season not included due to COVID attendance restrictions):

**2021-22 IOWA HAWKEYE FINAL NOTES**

- The Hawkeyes have been ranked in the final AP Poll each of the last three years: #16 in 2022; #8 in 2021; #25 in 2020. The last time Iowa has been ranked in the final AP Poll three consecutive seasons was 1987 (#6), 1988 (#17) and 1989 (#14).
- Iowa has won 68 games combined over the last three seasons (20 in 2020; 22 in 2021; 26 in 2022). The 68 victories are the fourth most over a three-year stretch in program history and most since winning 77 contests from 1987-89.
- Iowa won four games in four days (Northwestern, Rutgers, Indiana, Purdue) to capture the 2022 Big Ten Tournament Championship, its third tournament title in program history and first since 2006.
- Keegan Murray ranked fourth in the country in points per game (23.5); 34th in field goal percentage (.554); 46th in blocks per contest (1.94); and 51st in double-doubles (10). Murray was a consensus first-team All-American, unanimous All-Big Ten, recipient of the Karl Malone Power Forward of the Year Award, a six-time Big Ten Player of the Week honoree and was a finalist for the Wooden, Naismith, and Lute Olson national player of the year awards.
- Iowa has qualified for six NCAA tournaments over the last eight completed seasons (2014-16, 2019, 2021, 2022) and nine postseason tournaments over the last 10 completed seasons (6 NCAA; 3 NIT). The 2020 postseason was canceled due to COVID-19.
- Iowa won 26 games, the second most single season total in program history (30 in 1987).
- After his historic sophomore season, Keegan Murray declared for the NBA Draft. Murray is likely to become the program's first NBA Draft first-round selection since Ricky Davis in 1998.
- Keegan Murray became Iowa's single-season scoring leader (822 points). After going 117 years without a player scoring 700 points in a season, Iowa has had a player score over 700 points in each of the last three seasons: Luka Garza scored 740 in 2020 and 747 in 2021.
- Iowa posted its ninth upper division Big Ten finish in the last 10 seasons. Furthermore, the Hawkeyes have finished fifth place or better in the Big Ten regular season standings six of the last eight years.
- Iowa led the Big Ten and ranked fifth nationally in scoring offense (83.2). The Hawkeyes have led the league in scoring five of the last nine seasons, including the last four.
- The Hawkeyes boasted a 15-3 record in home games in 2021-22. Iowa has won 14+ home contests each of the last four years.
- The Hawkeyes won eight of their last 10 games away from home (Maryland; Ohio State; Nebraska; Michigan; Northwestern; Rutgers; Indiana; Purdue).
- Consensus First-Team All-American Keegan Murray is the only player nationally to average 23+ points and 8+ rebounds in 2021-22.
- Twenty-one of Iowa's 26 wins came by 10+ points, including 12 by 20 points or more.
- The Hawkeyes won 12 of their last 15 games -- winning 10 of the 12 by double figures -- dating back to Feb. 6. Iowa went 5-1 in neutral site contests in 2021-22.
- Iowa finished the season 12-3 after shifting Jordan Bohannon from off guard to point guard. Bohannon (2,033) became just the third Hawkeye to score 2,000 points.
- The Hawkeyes were tops in the country in assist-to-turnover ratio (1.74); fourth in fewest turnovers per game (9.2); and seventh in turnover margin (4.4).
- Fran McCaffery has coached a first-team All-Big Ten honoree seven of the last nine years. He has guided Iowa to 20+ wins eight of the last 10 seasons, including four-straight.
- Iowa joined Michigan State as the only schools to have their football, men's basketball, and women's basketball teams compete in the Big Ten Conference Championship all in the same season since the football championship game was introduced (2011-12).
- Iowa is the only school in the country in 2022 to have both a men's (Keegan Murray) and women's (Caitlin Clark) basketball finalist for both the Naismith and Wooden National Player of the Year awards.

IOWA WINS 4 GAMES IN 4 DAYS. WIN BIG TEN TOURNAMENT TITLE

Iowa outscored ninth-ranked Purdue 12-4 over the final 2:45 to post a 75-66 triumph and capture the program's third Big Ten Tournament championship in Indianapolis.

- The Hawkeyes (2001, 2022) joined Michigan (2017, 2018) as the only schools to win Big Ten Tournament titles twice by winning four games in four days.
- All-American Keegan Murray was named the Big Ten Tournament Most Outstanding Player, while Murray and Jordan Bohannon were named to the all-tournament team.
- Murray broke the record for most points (103) and field goals made (38) in a single Big Ten Tournament, surpassing the previous mark of 92 points and 34 field goals made by Ohio State's Duane Washington Jr. in 2021.
- Murray posted his team-leading 10th double-double of the year (19 points, 11 rebounds).
- Indianapolis native, Tony Perkins, netted 11 points, reaching double figures four of the last six outings.
- Iowa boasted a +11 turnover margin, forcing 17 turnovers while committing only six.
- Both Iowa's men's and women's basketball teams won the Big Ten Tournament title in the same year for a second time (2001 and 2022).

RICHMOND UPENDS HAWKEYES AT NCAA TOURNAMENT

Iowa lost an NCAA Tournament First Round game for the first time since 2014 (First Four) on March 17, when Richmond edged the fifth-seeded Hawkeyes, 67-63, in Buffalo.

- Keegan Murray scored a team-high 21 points and finished with nine rebounds. It was his 26th game with 20 or more points this season.
- Patrick McCaffery tied a season high, netting 18 points. The Hawkeyes made a total of six triples (6-of-29), with McCaffery making a personal-best four 3-point field goals. Iowa's 20.7 percentage from 3-point range was its second lowest percentage from long distance in 2021-22.
- The Hawkeyes won the rebounding battle, 40-36. It marked the first time in 2021-22 that Iowa lost when winning the rebounding battle (20-1).
- Iowa went on an 11-0 run in the second half. It was the 27th run of 10 or more points in 2021-22.
- Iowa was held to 63 points, its lowest output since Jan. 19 at Rutgers (46 points).
- The Hawkeyes had won at least one game in each of its last four NCAA Tournament appearances.

IOWA HISTORY

Iowa has played 2,908 games since beginning basketball in 1902. Iowa's overall record is 1,720-1,188 (.591). Iowa's 1,720 wins are 36th most among Division I programs. That includes a 1,097-377 (.744) record in home games, a 621-813 (.433) record in contests away from Iowa City, an 815-812 (.501) mark in Big Ten games and a 501-151 (.768) record in Carver-Hawkeye Arena.

HISTORY BOOK UPDATE

The 2022 Hawkeyes etched their name in the school record book with a number of top single-season team performances:

- School record - 331 3-point FGM (previous record was 301 set in 2021)
- School record - 912 3-point FGA (previous record was 791 set in 2017)
- School record - 2,322 field goals attempted (previous record was 2,194 set in 1987)
- Third most - 2,995 points (highest single season point total since 3,181 in 1988)
- 264 steals are most in a single season since collecting 268 in 1999
- Averaged 83+ points each of the last two seasons; last time Iowa averaged 83+ points in back-to-back seasons was 1994-95
- 156 blocked shots are most in a season since rejecting 156 in 2016



BIG TEN TOURNAMENT RECORD BREAKERS

The Hawkeyes put together one of the most dominating runs in Big Ten Tournament history, breaking six team single Big Ten Tournament records: total points (351); field goals made (123); field goal attempts (245); 3-point field goals made (48); 3-point field goal attempts (111); and assists (75).

Iowa tied the Big Ten Championship game for steals, equaling Ohio State's 13 established in the 2002 title game.

In Iowa's second round victory over Northwestern, the Hawkeyes broke four Big Ten Tournament records: total points (112); 3-pointers made (19); field goals made (43); and margin of victory (36). Iowa also broke/tied eight team records in a Big Ten Tournament game in the victory over the Wildcats: total points (112); points in a half (64); field goals (43); 3-pointers made (19); 3-point attempts (29); field goal percentage (.614); 3-point field goal percentage (.655); and assists (25).

Iowa broke another school Big Ten Tournament game record in its quarterfinals triumph over Rutgers, sinking 92.6 percent (25-of-27) from the foul line.

All-American Keegan Murray broke the record for most points (103) and field goals made (38) in a single Big Ten Tournament, surpassing the previous mark of 92 points and 34 field goals made by Ohio State's Duane Washington Jr. in 2021. Additionally, his eight 3-pointers made (10 attempted) tied the tournament single game record.

BIG TEN TOURNAMENT NOTEABLES

Other than the numerous team and individual records broken, there were plenty of highlights during Iowa's four days to a championship.

- Iowa rallied from double-digit first-half deficits in its quarterfinals and semifinals wins (10, Rutgers and 12, Indiana).
- Jordan Bohannon drained a game-winning 3-pointer with 1.1 seconds remaining to lift Iowa to a 77-74 win over Indiana in the semifinals. The sixth-year senior made three of his four triples over the final 2:30 against the Hoosiers.
- All-American Keegan Murray tallied a game-best 32 points, bolstered by shooting a blistering 8-of-10 from 3-point range, and pulled down a team-best nine rebounds in the win over Indiana.
- Trailing by six (71-65), Iowa outscored the Hoosiers 15-6 over the final 3:27.
- Iowa made 77 percent (57-of-74) of its free throw attempts in the four games. The Hawkeyes missed only four combined free throws versus Rutgers and Indiana (35-of-39, .897). Iowa made its first 22 attempts from the charity stripe versus the Scarlet Knights.
- Bohannon became just the third Hawkeye to score 2,000 points when he reached the milestone against Rutgers. He has scored in double figures 100 times in his career.
- Murray surpassed 2021 National Player of the Year Luka Garza's single-season scoring record on March 11 versus the Scarlet Knights.
- All 14 players scored in Iowa's 36-point victory over Northwestern in the second round.
- The Hawkeyes drained a staggering 19 3-pointers against Northwestern. Ten different Hawkeyes made at least one 3-pointer against the Wildcats.
- Iowa tallied 64 first-half points against Northwestern, the most the Hawkeyes scored in a half (first or second) this season.

BACK-TO-BACK HERCULEAN EFFORTS

Big Ten players with 23+ ppg, 8+ rpg, and 55+% field goal percentage since 1970-71:

1970-71 to 2019-20 (50 seasons)

Mychal Thompson (MINN): 1975-76

Alan Henderson (IND): 1994-95

2020-21 to 2021-22 (2 seasons)

Luka Garza (IOWA): 2020-21

Keegan Murray (IOWA): 2021-22

MURRAY IN ELITE COMPANY

Sophomore Keegan Murray amassed 822 points, 68 blocked shots and 66 3-pointers in 2021-22. Murray joins Kevin Durant (2006-07) as the only two players nationally over the last 30 years with 800+ points, 50+ blocks, and 50+ 3-pointers in a single season.

Murray is just the eighth men's basketball player in Big Ten history win 800 points in a single season and second this century (Purdue's Carsen Edwards, 874).

Murray amassed 1,046 points in 66 games as a Hawkeye. He is just the fifth Hawkeye to reach over 1,000 career points in their first two seasons, joining Sam Williams, John Johnson, Fred Brown and Reggie Evans. He is the 51st Hawkeye with 1,000 career points.

McCAFFERY CLIMBS WINS CHART

Fran McCaffery and the Hawkeyes have reached 20 wins eight of the last 10 seasons. McCaffery and Tom Davis (10) are the only Iowa coaches to win 20 or more games in at least eight seasons.

Iowa finished the 2021-22 season with 26 wins, second most in school history (30 in 1987).

Among Iowa's head basketball coaches, McCaffery ranks second in tournament appearances behind Davis (9). Davis is Iowa's all-time winningest coach, while McCaffery is second.

BACK-TO-BACK-BACK

Iowa became the first school to have a men's basketball player lead the Big Ten in scoring three straight seasons since Purdue from 1968-70.

Iowa's Luka Garza led the conference in scoring average in 2020 (26.2 ppg) and 2021 (21.9 ppg). Keegan Murray led the league in 2022, averaging 23.5 points per game in all games. Murray finished the 20-game league schedule as the Big Ten's leading scorer, averaging 22.8 points per contest.

Purdue legend Rick Mount led the Big Ten in scoring in 1968 (29.7 ppg), 1969 (35.2 ppg), and 1970 (39.4 ppg).

IOWA'S STATISTICAL COMPARISONS

	All Games	Big Ten	Home Games	Away Games	Iowa Wins	Iowa Losses
Record	26-10	12-8	15-3	11-7	26-0	0-10
Points	83.2	79.6	87.3	79.1	88.2	70.3
Opp. Pts	71.2	72.7	68.6	73.7	68.9	77.0
FG%	.461	.444	.468	.455	.491	.386
FG Def.	.437	.446	.417	.458	.433	.449
3-PT%	.363	.358	.363	.363	.393	.280
3-pt. Def.	.329	.350	.317	.344	.325	.338
FT%	.749	.706	.791	.701	.769	.694
REB	37.3	36.3	39.5	35.1	38.7	33.8
AST	16.0	14.5	16.7	15.3	17.0	13.5
TO	9.2	8.8	9.1	9.3	9.2	9.1
STL	7.3	7.3	8.3	6.3	7.8	6.2
BLK	4.3	4.3	4.7	3.9	4.5	4.0

KEEGAN MURRAY ONE OF THE NATION'S BEST

Keegan Murray had a breakout sophomore campaign putting together the greatest season by an underclassman in program history. Murray earned consensus first-team All-America honors as well as being a unanimous first-team All-Big Ten honoree. Murray was the recipient of the Karl Malone Power Forward of the Year Award and was a finalist for the Naismith, Wooden and Lute Olson Player of the Year awards, and the Lefty Driesell Defensive Player of the Year Award.

Murray became the program's fourth consensus first-team All-American, joining Murray Wier (1948), Charles Darling (1952), and Garza (2020 and 2021).

Murray, who declared for the NBA Draft, totaled 303 rebounds, 68 blocks, 66 3-point field goals, 52 assists, 45 steals and a school single-season record 822 points in his historic sophomore campaign. He is only



the second player in Division I history to amass more than 800 points, 60 blocks, and 60 3-pointers in a single season (Texas' Kevin Durant in 2007). Additionally, he is the first player with more than 800 points and 300 rebounds with a field goal percentage of 55 percent or better in a single season since North Carolina's Antawn Jamison in 1998.

Murray ranked first in the country in Player Efficiency Rating (37.8); fourth in points per game (23.5); 34th in field goal percentage (.554); 46th in blocks per contest (1.94); and 51st in double-doubles (10). His 23.5 points per game average is tops among players from a major conference and marks the third consecutive season a Hawkeye has led the Big Ten in scoring (Garza in 2020 and 2021). Murray was the only player nationally to average 23+ points and 8+ rebounds in 2022.

Murray averaged 7.2 points per game last year and averaged 23.5 this season (+16.3), which is the largest points per game increase by a Big Ten player in 49 years (Illinois' Rick Schmidt's scoring average improved +17.6 from 1972-73).

The Cedar Rapids, Iowa, native tallied 20+ points 26 times and 25+ points 16 times this season, both of which ranked first nationally. Murray was voted the Big Ten Tournament Most Outstanding Player after totaling a tournament record 103 points and 38 field goals made in four games in leading the Hawkeyes to their third tournament championship and first since 2006. He tied a Big Ten Tournament single game record with eight made 3-pointers (10 attempts), in a 32-point outburst in a semifinal win over Indiana.

He was named Big Ten Player of the Week a program-best six times this season (Nov. 22; Dec. 20; Jan. 3; Feb. 14; Feb. 28, March 6). Murray joins Ohio State's Evan Turner (7 in 2009-10) and Purdue's Caleb Swanigan (6 in 2016-17) as the only Big Ten players since the weekly award was introduced prior to the 1981-82 season to earn six or more weekly honors by the Big Ten in a single season.

Iowa has had a player named a Wooden Award National Semifinalist three straight years and four of the last seven. Former Hawkeye Luka Garza earned the 2021 John R. Wooden Award and was a finalist in 2020, while Jarrod Uthoff was a semifinalist in 2016. Garza was also the recipient of the 2021 Lute Olson Award.

Murray is the program's first sophomore to be voted to the All-Big Ten First Team since Ronnie Lester in 1978.

Murray totaled 26 points or more an NCAA-best 16 times this year. He is also the only Hawkeye underclassman (freshman or sophomore) with five 30+ performances in a single season.

His 303 rebounds are 10th most in Iowa single-season history, while his 68 blocks rank eighth best.

Murray, who posted a team-leading 10 double-doubles this season, combined for 65 points in two games against Maryland.

Murray poured in a career-best 37 points, six rebounds, and a game bests in steals (3) and blocks (2) against Nebraska on Feb. 13. The 37 points are believed to be the third most by any men's basketball player in Carver-Hawkeye Arena's 39-year history (45 by Brian Quinnett of Washington State in 1986; 41 by Iowa's Luka Garza in 2020).

Murray became the first Hawkeye to score 30+ points in back-to-back Big Ten games since Matt Gatens 10 years ago in 2012 (30 vs. Indiana and 33 vs. Wisconsin).

Murray exploded for a then career-best 35 points versus Utah State. He scored 18 straight Iowa points spanning 6:08 in the first half. Murray was six points from the Sanford Pentagon record.

Murray had a historic stat line against N.C. Central, registering 27 points, 21 rebounds, and four blocks. He became the fourth Hawkeye over the last five decades, and first since 1977, to score 20+ points and grab 20+ rebounds.

2022 KEEGAN MURRAY HONORS

- Karl Malone Power Forward of the Year
- John R. Wooden Award Finalist, All-American
- Naismith Player of the Year Trophy Finalist
- Lute Olson National Player of the Year Finalist
- Lefty Driesell Defensive Player of the Year Finalist

- Consensus First Team All-America
- Sporting News First Team All-America
- Associated Press First Team All-America
- USBWA First Team All-America
- The Athletic First Team All-America
- NABC Second Team All-America Team
- NABC First Team All-District Team
- USBWA All-District VI Team
- All-Big Ten First Team honoree (unanimous)
- Associated Press All-Big Ten First Team selection (unanimous)
- Big Ten Tournament Most Outstanding Player and All-Tournament Team
- NABC First Team All-District
- The Athletic Midseason Second Team All-America
- Naismith Trophy National Player of the Week (Feb. 14)
- Big Ten Co-Player of the Week (March 7)
- Big Ten Player of the Week (Feb. 28)
- Big Ten Co-Player of the Week (Feb. 14)
- Big Ten Player of the Week (Jan. 3)
- Big Ten Player of the Week (Dec. 20)
- Big Ten Co-Player of the Week (Nov. 22)

3 HAWKEYES GARNER POSTSEASON ALL-BIG TEN RECOGNITION

Keegan Murray was a unanimous first team selection by both the media and coaches, marking the third straight season a Hawkeye has been a unanimous first team selection (Luka Garza in 2020 and 2021). Murray was also tabbed a unanimous first-team all-conference honoree by the Associated Press. Jordan Bohannon earned honorable mention recognition, while Patrick McCaffery is the recipient of Iowa's Big Ten Men's Basketball Sportsmanship Award.

Head coach Fran McCaffery has coached a first-team All-Big Ten honoree in seven of the last nine seasons, the most over a nine-year span since 1944-52. Murray joins Devyn Marble (2014), Aaron White (2015), Jarrod Uthoff (2016), Peter Jok (2017), and Garza (2020 and 2021) as first team selections.

Murray ranked first in the country in Player Efficiency Rating (37.8); fourth in points per game (23.5); 34th in field goal percentage (.554); 46th in blocks per contest (1.94); and 51st in double-doubles (10). His 23.5 points per game average was tops among players from a major conference.

Bohannon earned postseason conference recognition for a fifth time, earning third team accolades as a junior, honorable mention honors three times, and voted to the All-Freshman Team in 2017. He ranked first on the team in 3-pointers made per game (2.53), second in scoring (11.0), first in free throw accuracy (.889, 80-of-90) and fourth in assists per game (1.8).

McCaffery ranked third on the team in points per game (10.5), and fourth in rebounds (3.6) and blocks (0.5) per contest.

TWICE AS NICE

Sophomores Keegan and Kris Murray ranked first and fourth, respectively, in team scoring. Keegan averaged 23.5 points, while Kris was Iowa's leading scorer (9.7 ppg) and rebounder (4.3 rpg) off the bench. Keegan also ranks first on the squad in rebounds per game (8.7), blocks per game (1.94), 3-point accuracy (.398, 66-of-166) and free throws made (142); while Kris ranks second on the squad in blocks per contest (0.9), 3-point accuracy (.397, 43-of-111), third in rebounds (4.3) and fourth in steals (29).

Keegan was a phenomenal finisher around the rim, hitting 62 percent on 2-point tries and a team-best 39.8 percent from behind the 3-point arc.

Kris averaged 21.7 points and 9.5 rebounds per 40 minutes played as a sophomore. He posted single season bests in every statistical category, improving his scoring average by +9.1 points per game and rebounding average by 3.7 per outing.

Kris' 31 blocks tie for Glen Worley (2002) for seventh most and his 43 3-point field goals are eighth most by a Hawkeye sophomore.

Kris made at least one 3-pointer in a team-best 17 consecutive games (Jan. 22-March 13). He recorded multiple steals in 10 games and multiple blocks in nine contests.



BOHANNON WINS 3-POINT CONTESTS

The Big Ten's all-time 3-point leader Jordan Bohannon won the 2022 Men's College 3-Point Contest held on March 31, in New Orleans, the site of the Final Four.

Bohannon becomes the second Hawkeye in six years to win the 3-Point Contest; Peter Jok was the last Hawkeye to compete in the event and was crowned champion of the 2017 event in Phoenix.

Bohannon defeated a field that included Brad Davison (Wisconsin), Alfonso Plummer (Illinois), Sasha Stefanovic (Purdue), Carl Pierre (Rice), Alex O'Connell (Creighton) and Davion Mintz (Kentucky).

Bohannon edged Davison in the finals, 18-17. Bohannon went into the final three racks with just five points, but he made eight straight shots, including a perfect rack at the top of the key. Bohannon trailed by three going into the final rack, but he delivered by sinking the first four balls.

Bohannon then went on to win the "Battle of the Champions," edging Kendall Spray of Florida Gulf Coast, 21-19. Bohannon made 11 straight shots and drained his last money ball attempt, which proved to be the difference.

JORDAN BOHANNON HOLDS 5 IOWA RECORDS

Jordan Bohannon, who competed in his sixth season, is the program's career leader in four statistical categories: assists (704), 3-pointers made (455), games played (179), and free throw percentage (.887, 370-417). He sank a school and Xfinity Center record 10 3-pointers at Maryland on Feb. 10, 2022. The 10 triples were one shy of tying the Big Ten record. His 455 triples are the most in Big Ten history and 192 more than any other Hawkeye.

He made 91 treys this season, second most in the Big Ten and 39th nationally.

Bohannon (179) is the NCAA all-time leader in career games played. He is fourth in the NCAA with 455 career 3-point field goals made. The 455 triples are the second most by a player from a major conference (457 by Duke's J.J. Reddick). He ranks third in career scoring at Iowa (2,033) and sixth in field goals made (604).

In four games at the Big Ten Tournament, he averaged 13 points a game, shooting 45.5 percent from the field, 43.3 percent from 3-point range and 90 percent from the foul line. He connected on the game-winning 3-pointer with 1.1 seconds remaining in the semifinal win over Indiana. He was one of two Hawkeyes named to the all-tournament team.

Bohannon, an honorable mention all-conference honoree in 2021 and 2022, is the only Division I player over the last 25 years to make 75+ 3-pointers in five seasons.

Bohannon ranked first in the league in 3-point accuracy (.394) and second in 3-pointers made per game (2.58) in 2021. He was second in the conference in assist-to-turnover ratio (3.07) and fourth in assists per contest (4.4).

He is the only Division I player to amass more than 700 assists and 450 3-pointers.

Bohannon is one of only three Hawkeyes to post four 100-assist seasons (Jeff Horner, Dean Oliver). He has accumulated seven points-assists double-doubles, the most in school history. Bohannon registered a school-record eight games with 10 or more assists.

HAWKEYE FASTBREAKS

- Iowa made its 28th NCAA Tournament appearance, only 15 schools playing in 2022 tournament competed in more. The Hawkeyes were the overall 20th seed.
- Eight of Iowa's nine losses during the 2021-22 regular season came to teams who qualified for the NCAA Tournament.
- The Big Ten matched its highest number of teams to qualify for an NCAA Tournament with nine. The conference also sent nine in 2021.
- Iowa has been a top five seed in the last three B1G Tournaments.
- The Hawkeyes were 20-1 in 2022 when outrebounding their opponents and 12-0 when Iowa shot 50 percent or better from the field. The lone setback came in Iowa's final game against Richmond in the NCAA Tournament.
- Iowa has won 10 or more Big Ten games seven of the last eight seasons.

- Iowa scored 700 points over an eight-game stretch from Feb. 10 to March 3 (87.5 ppg). That is the most points by any team in an eight-game span of Big Ten play since 1995, when the Hawkeyes themselves had 709 in eight games from Feb. 9 to March 8.
- The Hawkeyes had scoring runs of 10-0 or more a combined 27 times in 2021-22.
- The Hawkeyes notched at least one regular season victory over Michigan, Michigan State, Ohio State, and Indiana for the first time in the same season since 2006.
- Iowa is 130-28 when scoring 80 points or more, the last 12 seasons. The Hawkeyes are 91-3 when holding opponents to fewer than 61 points, the last 12 years.
- Iowa went 7-1 during the month of February, its most wins in February since winning all eight February contests in 1981.
- The Hawkeyes had six players score in double figures in its double-digit win at Nebraska on Feb. 25.-The last time Iowa had six score double figures in a game was versus Green Bay on Nov. 11, 2018. The last time that occurred in a conference game was Jan. 30, 2018, against Minnesota.
- The Hawkeyes posted three regular season sweeps over Big Ten opponents this season. Iowa swept Maryland, Minnesota and Nebraska. Iowa notched single-play wins over Indiana, Michigan State, Northwestern, and Ohio State.
- Iowa has won 77 of its last 82 nonconference home games, dating back to 2012.
- Keegan and Kris Murray led the squad in 3-point accuracy. Keegan made 39.8 percent (66-of-166) of his attempts, while his brother Kris was narrowly second (.397, 43-of-111). Keegan made a combined 11-of-18 (.611) in the Big Ten Tournament semifinals and championship.
- The Hawkeyes advanced to the Big Ten Tournament Championship game for the fourth time and captured their third tournament title in program history (2001, 2006, 2022, lost in 2002).
- Jordan Bohannon (30) and Keegan Murray (30) became the first Hawkeye duo to score 30+ points in the same game (at Maryland) since Bruce King (36) and Scott Thompson (30) at Michigan on Jan. 31, 1976.
- Iowa made the most of its trips to the foul line. The Hawkeyes shot 74.9 percent from the foul line, which ranked fourth in the Big Ten and 67th nationally. Iowa's 522 free throw makes were second in the Big Ten and 19th most in the NCAA. Iowa made its first 22 free throw attempts in the tournament win over Rutgers and ended the game 25-of-27, setting an Iowa tournament record for accuracy (.926).
- Iowa's Keegan Murray (7 games this season) and Luka Garza (19 in a row) are the only two Big Ten men's basketball players to have scored 20+ points in seven straight games over the last decade.
- Keegan Murray and Kansas State's Michael Beasley (2007-08) are the only two players from a major conference to score 24+ points in each of their first five games of the season over the last 15 years. He is one of three Big Ten players since the 2002-03 season with six consecutive 20-point games to start the season.
- Iowa posted school single-game records in 3-pointers made (20) and attempted (44) against Alabama State on Nov. 18, besting the previous records of 19-of-43 against Savannah State on Dec. 22, 2018. Iowa's 20 3-pointers made equals the Carver-Hawkeye Arena record (20 by Purdue on Jan. 20, 2018).
- The Hawkeyes topped the century mark in three of their first five games (Longwood, Alabama State, Western Michigan). The last time an Iowa team scored 100+ points in three of its first five games was the start of the 1997-98 season.
- Iowa has won three straight games over Michigan State, dating back to 2021; that is the longest win streak over the Spartans since 2006. The Hawkeyes have defeated the Spartans by a combined 56 points in its last two victories -- 88-58 on Feb. 13, 2021, in East Lansing and 86-60 on Feb. 22, 2022. The 26-point victory is the largest margin in Iowa City since 1996 (83-47).
- The Hawkeyes have won seven of their last nine, including four straight, Big Ten/ACC Challenge games.



School	1st Mtg.	Last Mtg.	W-L	School	1st Mtg.	Last Mtg.	W-L	School	1st Mtg.	Last Mtg.	W-L
Abilene Christian	1986	1986	2-0	Clemson	1963	2011	2-1	Harvard	1948	1948	1-0
Air Force	2005	2005	1-0	Coe	1905	1921	15-2	Haskall Indians	1909	1909	1-0
Alabama	2007	2010	1-1	Colgate	1990	2006	3-0	Hawai'i	1970	2001	3-0
Alabama-Birmingham	1999	2017	2-0	Colorado	1954	2017	5-3	Hawaii-Hilo	1986	1991	2-0
Alabama State	2002	2022	4-0	Colorado College	1949	1950	2-0	Hawaii-Pacific	1986	1986	1-0
Alaska-Anchorage	1987	1987	1-0	Colorado State	1954	1980	2-2	Highland Park	1903	1913	4-1
Alcorn State	2014	2014	1-0	Concordia (MO)	1930	1930	0-1	Holy Cross	1976	1976	1-0
American-Puerto Rico	1993	1993	1-0	Connecticut	1996	2018	3-1	Houston	1969	1982	1-1
Arizona	1958	1996	5-3	Coppin State	1999	2015	4-0	Howard	2012	2012	1-0
Arizona State	1981	2007	1-2	Cornell (IA)	1911	1924	16-4	Idaho	1982	1982	0-1
Arkansas	1966	1999	3-2	Cornell (NY)	1958	2007	3-0	Idaho State	2008	2010	2-0
Arkansas-Little Rock	1985	1986	2-0	Creighton	1922	2011	14-11	Illinois	1908	2022	76-90
Arkansas-Pine Bluff	2013	2013	1-0	Dartmouth	1988	1994	2-0	Illinois State	1988	1988	0-1
Arkansas State	1986	1986	0-1	Davidson	1969	2015	2-0	Illinois YMCA	1906	1906	0-1
Army	1992	1992	1-0	Dayton	1980	2015	2-1	Illinois Wesleyan	1921	1985	3-1
Ashland (OH)	1971	1971	1-0	Delaware	1987	1987	1-0	Indiana	1909	2022	80-106
Augustana (IL)	1902	1946	8-2	Delaware State	2016	2016	1-0	Indiana State	1941	2013	2-0
Augustana (SD)	1976	1976	1-0	Denver	1937	1978	7-0	Iowa National Guard	1905	1913	2-1
Austin Peay	1997	1997	1-0	DePaul	1939	2020	2-2	Iowa State	1910	2022	47-28
Baylor	1983	2013	1-1	DePauw	1940	1952	4-0	Iowa Wesleyan	1912	1916	3-0
Bethune Cookman	2023	2023	0-0	Des Moines College	1903	1903	1-0	IPFW	2011	2011	1-0
Boise State	2011	2011	1-0	Des Moines YMCA	1902	1913	3-5	Ithaca	1949	1949	1-0
Boston College	1975	2009	0-2	Detroit	1941	2001	7-0	Jackson State	1989	1989	1-0
Boston University	1985	2002	3-0	Drake	1909	2017	59-10	Jacksonville	1970	1970	0-1
Bowling Green	1968	1971	3-0	Drexel	1990	1990	1-0	James Madison	1983	1983	1-0
Bradley	1930	2008	6-4	Dubuque YMCA	1902	1902	1-0	Kansas	1902	2000	7-3
Brigham Young	1983	1987	2-0	Duke	1969	2002	1-7	Kansas City	2015	2022	3-0
BYU-Hawaii	1995	1995	1-0	Duquesne	1930	1972	2-2	Kansas City AC	1907	1907	0-1
Brown	1989	2011	2-0	Eastern Illinois	1989	2008	5-0	Kansas State	1947	2009	4-4
Bryant	2009	2018	2-0	Eastern Michigan	1993	1993	1-0	Kennesaw State	2016	2020	2-0
Bucknell	1998	1998	1-0	Eastern Washington	2004	2004	1-0	Kent	1977	1979	3-0
Butler	1924	1992	6-6	East Tennessee State	1991	1996	2-0	Kentucky	1956	2006	3-5
California	1952	1997	6-4	Evansville	1960	1966	5-2	Knox	1922	1943	4-0
Cal-Irvine	1987	1993	2-1	Fairfield	2006	2006	1-0	Lafayette	1988	1988	1-0
Cal-Poly	1969	2020	2-0	Farleigh Dickinson	2013	2013	1-0	La Salle	1955	1996	1-1
Cal State-Northridge	1978	1997	2-0	Florida Atlantic	2003	2003	1-0	Lawrence Tech	1950	1950	0-1
Cal-Santa Barbara	1990	1990	1-0	Florida Gulf Coast	2008	2008	1-0	Leander-Clarke	1912	1914	3-0
Campbell	2011	2011	0-1	Florida State	1988	2015	2-1	Lehigh	1986	1994	2-0
Carleton	1911	1948	10-6	Furman	1986	1986	1-0	Lewis Institute	1906	1911	0-2
Carnegie Tech	1950	1950	1-0	Gardner-Webb	2012	2015	2-0	Liberty	2003	2003	1-0
Cedar Rapids YMCA	1908	1908	2-0	George Mason	1985	1985	1-0	Lombard	1917	1922	2-1
Centenary	1992	2005	3-0	George Washington	1996	1996	1-0	Long Beach State	1994	2010	1-1
Central Conn. State	1993	1993	1-0	Georgetown	1980	1980	1-0	Long Island	1995	1998	2-0
Central Arkansas	2011	2011	1-0	Georgia	1989	1998	1-1	Longwood	2014	2022	2-0
Central Florida	1989	1989	1-0	Georgia State	1985	2007	2-0	Loyola-Chicago	1936	1968	4-3
Central Michigan	2012	2012	1-0	Georgia Tech	2001	2003	1-1	Loyola-Marymount	1956	1987	2-0
Charleston Southern	2009	2009	1-0	Gonzaga	1984	2021	2-2	Loyola-New Orleans	1957	1960	2-0
Charlotte	1973	1973	1-0	Grambling State	1997	2017	2-0	Los Angeles State	1962	1962	1-0
Chaminade	1991	1997	2-0	Grand Canyon	2021	2021	1-0	Louisiana	2017	2017	0-1
Chattanooga	2001	2001	1-0	Green Bay	1974	2018	3-0	Louisiana-Monroe	1976	2010	4-1
Chicago	1905	1946	33-17	Grinnell	1902	1917	18-19	Louisiana Tech	1992	2010	3-0
Chicago State	1973	2017	5-0	Hamline	1935	1935	1-0	LSU	1964	2002	0-3
Cincinnati	1960	2020	4-6	Hampton	2014	2014	1-0	Louisville	1980	2005	2-2
Citadel	2007	2009	2-0	Hardin-Simmons	1971	1972	2-0	Luther	1908	1910	3-0

SERIES RESULTS VS. ALL OPPONENTS

IOWA BASKETBALL



2023 MEDIA GUIDE

School	1st Mtg.	Last Mtg.	W-L	School	1st Mtg.	Last Mtg.	W-L	School	1st Mtg.	Last Mtg.	W-L
Mankato State	1978	1978	1-0	Oklahoma	1952	1987	3-2	SMU	1956	2002	5-1
Marquette	1924	2015	11-7	Oklahoma State	1930	1930	1-0	Southern Mississippi	1998	2003	2-0
Maryland	1985	2022	7-7	Omaha	1949	1949	1-0	Stanford	1935	2000	5-3
MD-Baltimore County	1990	1990	2-0	Oral Roberts	1988	2020	2-0	Stetson	2016	2016	1-0
MD-Eastern Shore	1992	2008	5-0	Oregon	1950	2021	6-2	Stony Brook	2013	2013	1-0
McNeese State	1989	1989	1-0	Oregon State	1958	1984	2-5	Syracuse	1958	2020	3-1
Mercer	2002	2002	1-0	Ottumwa	1913	1913	0-1	Tampa	1986	1986	1-0
Memphis	1983	2016	2-1	Penn State	1955	2022	33-19	Temple	1956	2016	3-0
Miami (OH)	1958	1958	2-0	Pennsylvania	1955	2014	3-1	Tennessee	1968	2019	2-3
Michigan	1921	2022	66-98	Pepperdine	1965	1995	3-0	Tennessee State	2003	2003	2-0
Michigan State	1938	2022	58-76	Pittsburgh	1928	2018	3-5	Tennessee Tech	1970	2015	2-0
Millikin	1921	1941	4-2	Portland	1987	1987	1-0	Texas	1992	2006	2-3
Milwaukee	1969	2001	2-0	Portland State	2022	2022	1-0	Texas State	1989	1989	1-0
Minnesota	1902	2022	100-107	Prairie View A&M	2009	2009	1-0	Texas Tech	2020	2020	1-0
Minnesota A.C.	1902	1905	1-1	Princeton	1948	1955	2-0	Texas A&M-CC	2012	2012	1-0
Minnesota-Duluth	1973	1973	1-0	Providence	1965	1965	0-1	TCU	1947	2017	2-1
Mississippi State	1980	1993	2-0	Puerto Rico-Mayaguez	1998	1998	1-0	Texas-El Paso	1966	2014	3-2
Mississippi Valley State	1993	1993	1-0	Purdue	1909	2022	78-94	Texas Rio Grande Valley	1988	2016	5-0
Missouri	1908	2004	10-7	Regis	1948	1948	1-0	Texas-San Antonio	2005	2009	2-1
Missouri-St. Louis	1987	1987	1-0	Rider	1987	1987	1-0	Texas Southern	1990	2007	5-0
Monmouth (IL)	1930	1944	4-1	Rice	1998	1998	1-0	Texas Tech	1959	2005	4-1
Monmouth (NJ)	1989	1989	1-0	Richmond	2022	2022	0-1	Toledo	1938	2007	1-3
Montana State	1947	2003	2-0	Ripon	1943	1943	1-0	Tulsa	2001	2003	2-0
Morehead State	1956	1996	3-0	Robert Morris	2006	2006	1-0	UCLA	1951	1991	5-3
Morgan State	1995	1995	1-0	Rockford	1921	1921	1-0	U.S. International	1976	1976	1-0
Navy	1983	1988	2-0	Rutgers	1989	2022	10-3	Upper Iowa	1902	1922	4-0
Nebraska	1907	2022	24-13	Sacred Heart	1912	1912	1-0	Utah	1965	1965	0-1
Nebraska-Omaha	1981	2016	2-1	St. Ambrose	1933	1934	2-0	Utah State	1950	2022	3-1
Nevada-Las Vegas	1978	1990	1-3	St. Bonaventure	1998	1998	1-0	Valparaiso	2003	2006	2-0
Nevada	1962	1981	3-0	St. Francis (PA)	1970	1970	1-0	Villanova	1962	2016	1-5
New Mexico	1977	1977	0-1	St. John's (NY)	1960	1970	1-1	Virginia	1997	2022	3-1
New York University	1960	1960	1-0	St. Joseph's (PA)	1912	1986	0-2	VCU	1975	1980	2-0
North Carolina	1989	2021	4-1	Saint Louis	1926	2006	11-7	Virginia Tech	2007	2017	0-4
North Carolina AT&T	2011	2011	1-0	St. Mary's (CA)	1947	1955	3-0	Wabash	1925	1941	2-2
North Florida	2014	2020	2-0	San Diego State	2020	2020	0-1	Wake Forest	1975	2010	0-4
N.C. Central	2009	2022	3-0	San Francisco	1956	1956	0-1	Washington	1956	1967	2-3
UNC-Asheville	2004	2004	1-0	San Jose State	1975	1975	0-1	Washington (MO)	1929	1957	9-1
UNC-Greensboro	2005	2005	1-0	Santa Clara	1987	1987	1-0	Washington State	1964	1964	1-0
UNC-Wilmington	2013	2013	1-0	Savannah State	2016	2018	2-0	Wayne State	1940	1940	0-1
North Carolina State	1957	2006	3-3	Seton Hall	1983	2016	1-1	Weber State	1998	1998	1-0
North Dakota	1924	2016	8-0	Simpson	1913	1913	0-1	West College	1902	1903	2-0
North Dakota State	1933	1933	1-1	South Alabama	1999	1999	1-0	West Virginia	1957	2009	1-1
North Texas	1998	1998	1-0	South Carolina	1972	1985	3-0	Western Carolina	1995	2018	3-0
Northeastern	1987	1987	1-0	South Carolina State	2009	2012	2-0	Western Kentucky	2012	2012	1-0
Northern Colorado	2008	2008	1-0	South Dakota	1929	2017	12-0	Western Illinois	1944	2022	11-0
Northern Illinois	1974	2021	9-0	South Dakota State	1930	2017	7-3	Western Michigan	1936	2022	3-2
Northern Iowa	1906	2018	36-10	South Florida	1992	1992	0-1	Western Reserve	1949	1950	2-0
Northern Michigan	1969	1969	1-0	SE Missouri State	2009	2009	1-0	Wichita State	1956	2015	5-5
Northwestern	1905	2022	123-60	Southeastern Louisiana	2008	2022	2-0	Wilton	1902	1903	2-0
Northwestern St. (LA)	2006	2006	0-1	Southern	2017	2021	2-0	Wisconsin	1909	2022	86-85
Notre Dame	1923	2016	6-10	Southern California	1954	1984	5-2	Wisconsin-Eau Claire	1981	1981	1-0
Oakland University	2009	2009	1-0	Southern Illinois	1966	1993	3-1	Wyoming	1959	1974	3-2
Ohio State	1915	2022	83-82	Southern Utah	2017	2017	1-0	Xavier	1938	2013	2-1
Ohio University	1963	2000	5-1	SIUE	2010	2020	2-0				



American Athletic Conference	Won	Lost	Big East	Won	Lost	Colonial Athletic	Won	Lost
Cincinnati	4	6	Butler	6	6	College of Charleston	0	0
East Carolina	0	0	Connecticut	3	1	Delaware	1	0
Houston	1	1	Creighton	14	11	Drexel	1	0
Memphis	2	1	DePaul	2	2	Elon	0	0
SMU	5	1	Georgetown	1	0	Hampton	1	0
South Florida	0	1	Marquette	11	7	Hofstra	0	0
Temple	3	0	Providence	0	1	Monmouth	1	0
Tulane	0	0	St. John's	1	1	North Carolina A&T	1	0
Tulsa	2	0	Seton Hall	1	1	UNC Wilmington	1	0
UCF	1	0	Villanova	1	5	Northeastern	1	0
Wichita State	5	5	Xavier	2	1	Stony Brook	1	0
Totals (.605)	23	15	Totals (.538)	42	36	Towson	0	0
America East	Won	Lost	Big Sky	Won	Lost	William & Mary	0	0
Albany	0	0	Eastern Washington	1	0	Totals (1.000)	8	0
Binghamton	0	0	Idaho	0	1	Conference USA	Won	Lost
Bryant	2	0	Idaho State	2	0	UAB	2	0
Maine	0	0	Montana	0	0	Charlotte	1	0
Maryland-Baltimore Co.	2	0	Montana State	2	0	Florida Atlantic	1	0
New Hampshire	0	0	Northern Arizona	0	0	Florida International	0	0
NJIT	0	0	Northern Colorado	1	0	Louisiana Tech	3	0
Vermont	0	0	Portland State	1	0	Middle Tennessee	0	0
UMass Lowell	0	0	Sacramento State	0	0	North Texas	1	0
Totals (1.000)	4	0	Weber State	1	0	Rice	1	0
Atlantic Coast	Won	Lost	Totals (.889)	8	1	Texas-San Antonio	2	1
Boston College	0	2	Big South	Won	Lost	UTEP	3	2
Clemson	2	1	Campbell	0	1	Western Kentucky	1	0
Duke	1	7	Charleston Southern	1	0	Totals (.833)	15	3
Florida State	2	1	Gardner-Webb	2	0	Horizon League	Won	Lost
Georgia Tech	1	1	High Point	0	0	Cleveland State	0	0
Louisville	2	2	Longwood	1	0	Detroit	7	0
Miami	0	0	UNC Asheville	1	0	Green Bay	3	0
North Carolina	4	1	Presbyterian	0	0	IPFW	1	0
NC State	3	3	Radford	0	0	IUPUI	0	0
Notre Dame	6	10	South Carolina Upstate	0	0	Milwaukee	2	0
Pittsburgh	3	5	Winthrop	0	0	Northern Kentucky	0	0
Syracuse	3	1	Totals (.800)	4	1	Oakland	1	0
Virginia	3	1	Big Ten	Won	Lost	Robert Morris	1	0
Virginia Tech	0	4	Illinois	76	90	Wright State	0	0
Wake Forest	0	4	Indiana	80	106	Youngstown State	0	0
Totals (.411)	30	43	Maryland	7	7	Totals (1.000)	17	0
Atlantic Sun	Won	Lost	Michigan	66	98	Ivy League	Won	Lost
Austin Peay	1	0	Michigan State	58	76	Brown	2	0
Florida Gulf Coast	1	0	Minnesota	100	107	Columbia	0	0
Jacksonville	0	1	Nebraska	24	13	Cornell	3	0
Kennesaw State	2	0	Northwestern	123	60	Dartmouth	2	0
Liberty	1	0	Ohio State	83	82	Harvard	1	0
Libscomb	0	0	Penn State	33	19	Penn	3	1
North Alabama	0	0	Purdue	78	94	Princeton	2	0
North Florida	2	0	Rutgers	10	3	Yale	0	0
Stetson	1	0	Wisconsin	86	85	Totals (.928)	13	1
Totals (.875)	7	1	Totals (.495)	824	840	Metro Atlantic	Won	Lost
Atlantic 10	Won	Lost	Big 12	Won	Lost	Canisius	0	0
Davidson	2	0	Baylor	1	1	Fairfield	1	0
Dayton	2	1	Iowa State	47	28	Iona	0	0
Duquesne	2	2	Kansas	7	3	Manhattan	0	0
Fordham	0	0	Kansas State	4	4	Marist	0	0
George Mason	1	0	Oklahoma	3	2	Mount Saint Mary's	0	0
George Washington	1	0	Oklahoma State	1	0	Niagara	0	0
La Salle	1	1	Texas	2	3	Quinnipiac	0	0
Loyola (Ill.)	4	3	TCU	2	1	Rider	1	0
Massachusetts	0	0	Texas Tech	5	1	St. Peter's	0	0
Rhode Island	0	0	West Virginia	1	1	Siena	0	0
Richmond	0	1	Totals (.624)	73	44	Totals (1.000)	2	0
St. Bonaventure	1	0	Big West	Won	Lost			
Saint Joseph's (PA)	0	2	Bakersfield	0	0			
Saint Louis	11	7	Cal Poly	2	0			
VCU	2	0	Cal State Fullerton	0	0			
Totals (.614)	27	17	Cal State Northridge	2	0			
			UC Davis	0	0			
			UC Irvine	2	1			
			UC Riverside	0	0			
			UC Santa Barbara	1	0			
			Hawai'i	3	0			
			Long Beach State	1	1			
			Totals (.912)	11	2			

IOWA RECORD BY CONFERENCE

IOWA BASKETBALL



2023 MEDIA GUIDE

Mid-American	Won	Lost	Pacific 12	Won	Lost	Southwestern Athletic	Won	Lost
Akron	0	0	Arizona	5	3	Alabama A&M	0	0
Ball State	0	0	Arizona State	1	2	Alabama State	4	0
Bowling Green	3	0	California	6	4	Alcorn State	1	0
Buffalo	0	0	Colorado	5	3	Arkansas-Pine Bluff	0	0
Central Michigan	1	0	Oregon	6	2	Grambling State	2	0
Eastern Michigan	1	0	Oregon State	2	5	Jackson State	1	0
Kent State	3	0	Southern California	5	2	Mississippi Valley State	1	0
Miami (Ohio)	2	0	Stanford	5	3	Prairie View A&M	1	0
Northern Illinois	9	0	UCLA	5	3	Southern	2	0
Ohio University	5	1	Utah	0	1	Texas Southern	5	0
Toledo	1	3	Washington	2	3	Totals (1.000)	17	0
Western Michigan	3	2	Washington State	1	0			
Totals (.824)	28	6	Totals (.589)	43	30	The Summit League	Won	Lost
Mid-Eastern Athletic	Won	Lost	Patroit	Won	Lost	Denver	7	0
Bethune-Cookman	0	0	American	0	0	Kansas City	3	0
Coppin State	4	0	Army	1	0	Omaha	2	1
Delaware State	1	0	Boston University	3	0	North Dakota	8	0
Florida A&M	0	0	Bucknell	1	0	North Dakota State	1	1
Howard	1	0	Colgate	3	0	Oral Roberts	2	0
Maryland-Eastern Shore	5	0	Holy Cross	1	0	South Dakota	12	0
Morgan State	1	0	Lafayette	1	0	South Dakota State	7	3
Norfolk State	0	0	Lehigh	2	0	Western Illinois	11	0
N.C. Central	3	0	Loyola (Md.)	0	0	Totals (.914)	53	5
Savannah State	2	0	Navy	2	0			
South Carolina State	2	0	Totals (1.000)	14	0	Sun Belt	Won	Lost
Totals (1.000)	19	0	Southeastern	Won	Lost	Appalachian State	0	0
Missouri Valley	Won	Lost	Alabama	1	1	Arkansas State	0	1
Belmont	0	0	Arkansas	3	2	Coastal Carolina	0	0
Bradley	6	4	Auburn	0	0	Georgia State	2	0
Drake	58	10	Florida	0	0	Georgia Southern	0	0
Evansville	5	2	Georgia	1	1	James Madison	1	0
Illinois-Chicago	0	0	Kentucky	3	5	Louisiana	0	1
Illinois State	0	1	LSU	0	3	Louisiana-Monroe	4	1
Indiana State	2	0	Mississippi	0	0	Marshall	0	0
Missouri State	0	0	Mississippi State	2	0	Old Dominion	0	0
Murray State	0	0	Missouri	10	7	South Alabama	1	0
Northern Iowa	36	10	South Carolina	3	0	Southern Mississippi	2	0
Southern Illinois	3	1	Tennessee	2	3	Texas State	1	0
Valparaiso	2	0	Texas A&M	0	0	Troy	0	0
Totals (.780)	117	33	Vanderbilt	0	0	Totals (.786)	11	3
Mountain West	Won	Lost	Totals (.532)	25	22	West Coast	Won	Lost
Air Force	1	0	Southern	Won	Lost	BYU	2	0
Boise State	1	0	Chattanooga	1	0	Gonzaga	2	2
Colorado State	2	2	Citadel	2	0	Loyola Marymount	2	0
Fresno State	0	0	East Tennessee State	2	0	Pacific	0	0
New Mexico	0	1	Furman	1	0	Pepperdine	3	0
Nevada	3	0	Mercer	1	0	Portland	1	0
San Diego State	0	1	UNC Greensboro	1	0	St. Mary's (CA)	3	0
San Jose State	0	1	Samford	0	0	San Diego	0	0
UNLV	1	3	Virginia Military	0	0	San Francisco	0	1
Utah State	3	1	Western Carolina	3	0	Santa Clara	1	0
Wyoming	3	2	Wofford	0	0	Totals (.823)	14	3
Totals (.560)	14	11	Totals (1.000)	11	0	Western Athletic	Won	Lost
Northeast	Won	Lost	Southland	Won	Lost	California Baptist	0	0
Central Connecticut State	1	0	A&M-Corpus Christi	1	0	Utah Tech	0	0
Fairleigh Dickinson	1	0	Abilene Christian	0	0	Grand Canyon	1	0
Long Island	2	0	Central Arkansas	1	0	New Mexico State	0	0
Merrimack	0	0	Houston Baptist	0	0	Seattle	0	0
Sacred Heart	1	0	Incarinate Word	0	0	Southern Utah	1	0
St. Francis, N.Y.	0	0	Lamar	0	0	Tarleton State	0	0
St. Francis, Pa.	1	0	McNeese State	1	0	Texas-Arlington	0	0
Wagner	0	0	New Orleans	0	0	UTRGV	5	0
Totals (1.000)	6	0	Nicholls State	0	0	Utah Valley	0	0
Ohio Valley	Won	Lost	Northwestern State (La.)	0	1	Totals (1.000)	7	0
Arkansas-Little Rock	2	0	Sam Houston State	0	0	Independent	Won	Lost
Eastern Illinois	5	0	Southeastern Louisiana	2	0	Chicago State	6	0
Eastern Kentucky	0	0	Stephen F. Austin	0	0	Hartford	0	0
Jacksonville State	0	0	Totals (.833)	5	1	Totals (1.000)	6	0
Morehead State	3	0						
SE Missouri State	1	0						
SIU	2	0						
Tennessee-Martin	0	0						
Tennessee State	2	0						
Tennessee Tech	2	0						
Totals (1.000)	17	0						



Abilene Christian (Iowa leads, 2-0)

11/30/85	W	92-62	Iowa City, IA
11/17/13	W	103-41	Iowa City, IA

Air Force Academy (Iowa leads, 1-0)

12/28/04	W	73-63	Iowa City, IA
----------	---	-------	---------------

Alabama (Series Tied, 1-1)

%11/19/06	L	60-72	St. Thomas, VI
%11/19/10	W	55-47	St. Thomas, VI

Alabama-Birmingham (Iowa leads, 2-0)

*3/11/99	W	77-64	Denver, CO
%11/22/17	W	95-85	Caymand Islands

Alabama State (Iowa leads 4-0)

%11/30/01	W	73-64	Iowa City, IA
11/12/17	W	92-58	Iowa City, IA
11/21/18	W	105-78	Iowa City, IA
11/18/21	W	108-82	Iowa City, IA

Alaska-Anchorage (Iowa leads, 1-0)

11/28/86	W	91-81	Anchorage, AK
----------	---	-------	---------------

Alcorn State (Iowa leads 1-0)

12/9/14	W	67-44	Iowa City, IA
---------	---	-------	---------------

American-Puerto Rico (Iowa leads, 1-0)

%12/20/92	W	101-47	San Juan, P. Rico
-----------	---	--------	-------------------

Arizona (Iowa leads, 5-3)

12/7/57	W	80-63	Iowa City, IA
12/19/60	W	105-64	Iowa City, IA
%12/26/62	W	57-56	Portland, OR
%12/29/75	W	82-80	Honolulu, HI
2/7/87	W	89-80	Tucson, AZ
12/12/87	L	59-66	Iowa City, IA
*3/25/88	L	79-99	Seattle, WA
*3/17/96	L	73-87	Tempe, AZ

Arizona State (ASU leads, 2-1)

%12/7/80	L	88-96	Tempe, AZ
12/17/05	W	62-43	Iowa City, IA
11/25/06	L	64-67	Tempe, AZ

Arkansas (Iowa leads, 3-2)

%12/29/65	W	77-75	El Paso, TX
%12/28/85	W	71-52	Honolulu, HI
*3/14/85	L	54-63	Salt Lake City, UT
%12/30/94	L	92-101	Honolulu, HI
*3/13/99	W	82-72	Denver, CO

Arkansas-Little Rock (Iowa leads, 2-0)

11/24/84	W	76-47	Iowa City, IA
%11/25/85	W	108-99#	Hilo, HI

Arkansas-Pine Bluff (Iowa leads, 1-0)

12/22/13	W	86-61	Iowa City, IA
----------	---	-------	---------------

Arkansas State (ASU leads, 1-0)

12/6/85	L	62-66	Iowa City, IA
---------	---	-------	---------------

Army (Iowa leads, 1-0)

12/6/91	W	74-39	Iowa City, IA
---------	---	-------	---------------

Ashland, Ohio (Iowa leads, 1-0)

12/8/70	W	82-56	Iowa City, IA
---------	---	-------	---------------

Augustana, IL (Iowa leads, 8-2)

1/17/02	W	22-21	Rock Island, IL
1/7/04	W	20-12	Rock Island, IL
1/30/04	L	21-44	Iowa City, IA
1/21/05	L	20-41	Rock Island, IL
2/4/05	W	28-24	Iowa City, IA
1905	W	25-11	Iowa City, IA
3/2/06	W	28-25	Rock Island, IL
12/10/21	W	41-16	Iowa City, IA
1/15/44	W	56-30	Iowa City, IA
12/1/45	W	87-25	Iowa City, IA

Augustana, SD (Iowa leads, 1-0)

11/29/75	W	111-81	Iowa City, IA
----------	---	--------	---------------

Austin Peay (Iowa leads, 1-0)

12/27/96	W	90-58	Iowa City, IA
----------	---	-------	---------------

Baylor (Series tied, 1-1)

%12/2/83	W	67-44	Iowa City, IA
&4/4/13	L	54-74	New York, NY

Boise State (Iowa Leads, 1-0)

12/22/11	W	81-72	Iowa City, IA
----------	---	-------	---------------

Boston College (Boston College leads, 2-0)

%12/30/74	L	81-86	Pullman, WA
12/02/08	L	55-57	Boston, MA

Boston University (Iowa leads, 3-0)

%12/7/84	W	67-53	Iowa City, IA
%12/28/85	W	76-71	Pullman, WA
%11/13/01	W	89-59	Iowa City, IA

Bowling Green (Iowa leads, 3-0)

12/2/67	W	79-73	Iowa City, IA
12/14/71	W	89-78	Bowling Green, OH
11/20/09	W	68-46	Iowa City, IA

Bradley (Iowa leads, 6-4)

1/18/30	L	28-35	Iowa City, IA
12/15/30	L	16-17	Iowa City, IA
12/5/31	L	19-24	Iowa City, IA
12/3/32	W	42-29	Iowa City, IA
2/3/34	W	43-25	Iowa City, IA
12/5/36	W	33-27	Iowa City, IA
2/10/73	W	90-73	Peoria, IL
12/8/75	W	100-96	Peoria, IL
12/6/76	W	90-77	Iowa City, IA
%11/23/07	L	56-67	South Padre Island, TX

BYU (Iowa leads, 2-0)

11/27/82	W	91-80	Provo, UT
12/9/86	W	86-75	Iowa City, IA

BYU-Hawaii (Iowa leads, 1-0)

12/23/94	W	61-57	Laie, HI
----------	---	-------	----------

Brown (Iowa leads, 2-0)

12/2/88	W	109-61	Iowa City, IA
12/3/11	W	75-54	Iowa City, IA

Bryant University (Iowa leads, 2-0)

12/5/08	W	61-36	Iowa City, IA
12/29/18	W	72-67	Iowa City, IA

Bucknell (Iowa leads, 1-0)

12/28/97	W	91-52	Iowa City, IA
----------	---	-------	---------------

Butler (Series tied, 6-6)

12/15/23	W	26-23	Iowa City, IA
12/18/24	L	22-26	Iowa City, IA
12/17/25	W	26-24	Iowa City, IA
1927	L	32-47	Iowa City, IA
12/18/37	W	36-31	Indianapolis, IN
12/17/38	L	29-31	Indianapolis, IN
12/18/39	L	25-32	Indianapolis, IN
12/20/41	L	35-41	Indianapolis, IN
12/11/50	L	51-54	Indianapolis, IN
2/4/52	W	58-57	Iowa City, IA
12/1/52	W	62-52	Iowa City, IA
%12/27/91	W	114-92	Tampa, FL

California (Iowa leads, 6-4)

12/27/51	W	69-64	Berkeley, CA
12/27/52	W	69-60	Iowa City, IA
12/30/55	L	45-70	Berkeley, CA
12/19/58	L	52-71	Berkeley, CA
%12/28/60	W	83-80####	Los Angeles, CA
12/21/66	W	72-62	Iowa City, IA
12/22/67	L	73-79	Berkeley, CA
12/10/76	W	94-73	Iowa City, IA
12/10/77	W	75-70	Berkeley, CA
%11/25/96	L	59-75	Maui, HI

Cal-Irvine (Iowa leads, 2-1)

%12/29/86	W	105-103	Long Beach, CA
%12/5/87	W	124-88	Iowa City, IA
12/29/93	L	78-86	Irvine, CA

Cal-Poly (Iowa leads, 2-0)

11/30/68	W	91-73	Iowa City, IA
11/24/19	W	85-59	Iowa City, IA

Cal-State Northridge (Iowa leads, 2-0)

12/3/77	W	66-63	Iowa City, IA
12/29/96	W	90-65	Iowa City, IA

Cal-Santa Barbara (Iowa leads, 1-0)

%12/2/89	W	85-79	Iowa City, IA
----------	---	-------	---------------

Campbell (Campbell leads, 1-0)

11/23/11	L	61-77	Iowa City, IA
----------	---	-------	---------------

Carleton (Iowa leads, 10-6)

2/9/11	W	25-14	Northfield, MN
3/2/12	L	9-15	Northfield, MN
3/8/13	L	20-28	Northfield, MN
2/13/14	L	16-25	Northfield, MN
1/23/15	L	19-20	Northfield, MN
12/12/31	L	26-35	Iowa City, IA
12/17/32	W	34-19	Iowa City, IA
12/16/33	W	44-24	Iowa City, IA
12/10/34	W	36-23	Iowa City, IA
12/10/35	W	52-27	Iowa City, IA
12/10/36	W	52-26	Iowa City, IA
12/9/37	W	44-20	Iowa City, IA
12/3/38	L	33-37	Iowa City, IA
12/2/39	W	24-21	Northfield, MN
12/14/42	W	46-43	Iowa City, IA
12/1/47	W	82-43	Iowa City, IA

Carnegie Tech (Iowa leads, 1-0)

12/23/49	W	73-42	Iowa City, IA
----------	---	-------	---------------

Cedar Rapids YMCA (Iowa leads, 2-0)

12/7/07	W	69-39	Cedar Rapids, IA
12/14/07	W	63-12	Iowa City, IA

Centenary College (Iowa leads, 3-0)

1/4/92	W	121-76	Iowa City, IA
12/19/00	W	72-52	Iowa City, IA
%12/3/04	W	88-53	Iowa City, IA

Central Arkansas (Iowa leads, 1-0)

12/19/11	W	105-64	Iowa City, IA
----------	---	--------	---------------

Central Connecticut State (Iowa leads, 1-0)

1/2/93	W	104-58	Iowa City, IA
--------	---	--------	---------------

Central Florida (Iowa leads, 1-0)

12/14/88	W	102-68	Iowa City, IA
----------	---	--------	---------------

Central Michigan (Iowa leads, 1-0)

11/12/12	W	73-61	Iowa City, IA
----------	---	-------	---------------

Chaminade (Iowa leads, 2-0)

12/30/90	W	104-64	Chaminade, HI
%11/27/96	W	67-37	Maui, HI

Charleston Southern (Iowa leads, 1-0)

%11/15/08	W	68-48	Iowa City, IA
-----------	---	-------	---------------

Chicago (Iowa leads, 33-17)

3/10/05	L	16-20	Chicago, IL
2/2/06	L	20-27	Chicago, IL
12/20/07	L	26-35	Iowa City, IA
1908	L	12-32	Chicago, IL
1/28/09	L	10-29	Chicago, IL
1/17/13	L	8-28	Chicago, IL
1/17/14	L	13-47	Chicago, IL
2/16/14	L	13-28	Iowa City, IA
1/15/15	W	19-18	Chicago, IL
2/12/16	W	16-15	Iowa City, IA
1/16/17	L	15-22	Chicago, IL
2/9/17	W	24-17	Iowa City, IA
1/5/18	L	20-46	Chicago, IL
2/23/18	W	29-26	Iowa City, IA
1/17/19	L	19-31	Chicago, IL
2/19/19	L	10-22	Iowa City, IA
1/27/20	W	22-19	Iowa City, IA
2/10/20	L	18-37	Chicago, IL
1/22/21	L	17-42	Chicago, IL
1/31/21	W	17-16	Iowa City, IA
2/1/22	W	27-17	Chicago, IL
1/6/23	W	35-23	Chicago, IL
2/3/23	W	20-12	Iowa City, IA
2/2/24	L	18-31	Iowa City, IA
2/16/24	W	21-13	Chicago, IL
1/19/26	W	18-13	Chicago, IL
2/27/26	W	32-20	Iowa City, IA
1926	W	19-13	Chicago, IL

ALL-TIME SERIES RESULTS

1927	W	25-23	Iowa City, IA
1929	W	23-21	Chicago, IL
1929	W	31-20	Iowa City, IA
2/6/32	W	43-25	Iowa City, IA
2/29/32	W	46-28	Chicago, IL
1/16/33	W	36-32	Chicago, IL
2/6/33	W	42-12	Iowa City, IA
1/7/35	W	39-29	Iowa City, IA
2/23/35	L	40-41	Chicago, IL
2/15/36	W	33-20	Iowa City, IA
3/2/36	W	47-39	Chicago, IL
2/12/38	W	42-29	Chicago, IL
2/19/38	L	35-38	Iowa City, IA
1/16/39	W	29-19	Iowa City, IA
1/15/40	W	41-27	Chicago, IL
2/3/41	W	58-36	Iowa City, IA
1/5/42	W	53-39	Chicago, IL
2/2/42	W	64-40	Iowa City, IA
2/22/43	W	62-34	Chicago, IL
2/5/44	W	103-31	Iowa City, IA
1/21/46	W	58-32	Chicago, IL
2/2/46	W	68-36	Iowa City, IA

Chicago State (Iowa leads, 5-0)

12/1/72	W	101-44	Iowa City, IA
12/18/90	W	93-70	Iowa City, IA
11/14/97	W	105-60	Iowa City, IA
11/11/11	W	96-53	Iowa City, IA
11/10/17	W	95-62	Iowa City, IA

Cincinnati (Cincinnati leads, 6-4)

%12/30/59	L	83-96	New York, NY
2/4/61	L	60-77	Cincinnati, OH
12/30/66	W	78-69	Chicago, IL
12/18/69	L	105-114	Cincinnati, OH
12/17/70	L	70-73#	Iowa City, IA
1/22/71	L	69-73	Cincinnati, OH
%12/6/80	W	69-64	Tempe, AZ
*3/17/05	L	64-76	Indianapolis, IN
*3/22/19	W	79-72	Columbus, OH
12/21/19	W	77-70	Chicago, IL

Citadel (Iowa leads, 2-0)

11/13/06	W	75-53	Iowa City, IA
11/20/08	W	70-48	Charleston, SC

Clemson (Iowa leads, 2-1)

12/17/62	W	74-64	Iowa City, IA
%12/18/81	W	80-68	Houston, TX
11/29/11	L	55-71	Iowa City, IA

Coe College (Iowa leads, 15-2)

3/4/05	W	50-9	Iowa City, IA
1905	W	65-20	Cedar Rapids, IA
2/17/06	W	43-13	Cedar Rapids, IA
3/3/06	W	70-12	Iowa City, IA
1/12/07	W	49-36	Iowa City, IA
2/16/07	L	31-33	Cedar Rapids, IA
2/15/08	W	42-28	Cedar Rapids, IA
2/27/08	W	38-12	Iowa City, IA
1/21/09	W	48-10	Iowa City, IA
2/9/09	W	36-24	Cedar Rapids, IA
1/10/09	W	32-17	Iowa City, IA
1/10/10	W	51-19	Iowa City, IA
2/3/13	W	42-12	Iowa City, IA
1/8/18	W	25-22	Iowa City, IA
1/1/20	W	39-11	Iowa City, IA
1/2/20	L	21-22	Iowa City, IA
1/6/21	W	33-5	Iowa City, IA

Colgate (Iowa leads, 3-0)

%11/30/90	W	80-59	Iowa City, IA
%12/2/95	W	79-59	Iowa City, IA
%11/15/05	W	73-51	Iowa City, IA

Colorado (Iowa leads, 5-3)

12/21/53	W	78-72	Iowa City, IA
3/19/55	L	54-75	Kansas City, MO
12/12/55	L	57-60	Boulder, CO
12/1/58	W	67-46	Iowa City, IA
12/14/59	L	68-76	Boulder, CO
12/19/83	W	72-56	Iowa City, IA
12/28/95	W	100-85	Boulder, CO
12/22/17	W	80-73	Sioux Falls, SD

Colorado College (Iowa leads, 2-0)

12/4/48	W	77-44	Iowa City, IA
12/1/49	W	76-54	Iowa City, IA

Colorado State (Series tied, 2-2)

12/15/53	W	72-55	Iowa City, IA
%12/26/63	L	56-61	Pullman, WA
12/2/78	L	69-72	Fort Collins, CO
12/3/79	W	113-66	Iowa City, IA

Concordia, MO (Concordia leads, 1-0)

2/15/30	L	32-41	St. Louis, MO
---------	---	-------	---------------

Connecticut (Iowa leads, 3-1)

%11/24/95	W	101-95#	Anchorage, AK
*3/18/99	L	68-78	Phoenix, AZ
%11/11/99	W	70-68	New York, NY
%11/16/18	W	91-72	New York, NY

Coppin State (Iowa leads, 4-0)

12/23/98	W	87-73	Iowa City, IA
%12/2/06	W	83-67	Iowa City, IA
12/22/12	W	80-50	Iowa City, IA
11/15/15	W	103-68	Iowa City, IA

Cornell, IA (Iowa leads, 16-4)

2/20/11	W	24-10	Iowa City, IA
2/22/12	W	24-10	Iowa City, IA
2/5/13	W	13-3	Mt. Vernon, IA
2/18/13	W	19-16	Iowa City, IA
1/14/14	W	50-13	Iowa City, IA
3/3/14	W	20-13	Mt. Vernon, IA
1/16/15	W	32-16	Iowa City, IA
3/1/15	W	36-22	Mt. Vernon, IA
1/7/15	W	30-12	Iowa City, IA
2/7/16	W	28-19	Mt. Vernon, IA
1/9/16	W	28-13	Iowa City, IA
12/15/17	L	18-38	Iowa City, IA
2/22/19	W	28-6	Iowa City, IA
12/15/19	L	20-22	Iowa City, IA
12/17/19	L	16-24	Iowa City, IA
12/18/19	L	32-35	Iowa City, IA
1/10/21	W	44-13	Iowa City, IA
12/17/21	W	34-14	Iowa City, IA
12/19/22	W	36-19	Iowa City, IA
12/18/23	W	25-15	Iowa City, IA

Cornell, NY (Iowa leads, 3-0)

%12/28/57	W	73-68	Buffalo, NY
%12/27/84	W	59-56#	Honolulu, HI
12/30/06	W	65-50	Iowa City, IA

Creighton (Iowa leads, 14-11)

12/22/22	L	17-19	Omaha, NE
12/23/22	W	20-17	Omaha, NE
1/2/24	L	13-36	Omaha, NE
1/17/25	L	20-38	Iowa City, IA
1/30/28	W	30-26	Iowa City, IA
1/26/29	W	28-26	Iowa City, IA
2/8/30	W	33-28	Iowa City, IA
12/23/30	W	28-22	Omaha, NE
2/3/33	W	37-30	Iowa City, IA
12/11/48	W	77-38	Iowa City, IA
3/4/50	W	70-46	Iowa City, IA
12/12/60	W	89-71	Iowa City, IA
2/3/62	L	67-68	Iowa City, IA
12/16/63	L	72-77#	Iowa City, IA
12/12/64	W	98-83	Iowa City, IA
12/8/65	W	103-77	Iowa City, IA
12/5/66	L	68-69	Omaha, NE
12/21/68	W	100-73	Iowa City, IA
12/20/69	L	88-97	Iowa City, IA
12/4/70	L	73-98	Omaha, NE
%12/1/90	W	83-77	Iowa City, IA
11/25/98	L	73-75	Iowa City, IA
11/27/99	L	76-85	Omaha, NE
*3/15/01	W	69-56	Long Island, NY
11/20/11	L	59-82	Des Moines, IA

Dartmouth (Iowa leads, 2-0)

1/23/88	W	102-87	Iowa City, IA
12/20/94	W	104-65	Iowa City, IA

Davidson (Iowa leads, 2-0)

2/1/69	W	76-61	Chicago, IL
*3/22/15	W	83-52	Seattle, WA

Dayton (Iowa leads, 2-1)

%12/23/79	W	61-54	Dayton, OH
8/3/13/12	W	84-75	Iowa City, IA
%11/26/15	L	77-82	Orlando, FL

Delaware (Iowa leads, 1-0)

%12/5/86	W	95-47	Iowa City, IA
----------	---	-------	---------------

Delaware State (Iowa leads, 1-0)

12/22/16	W	89-57	Iowa City, IA
----------	---	-------	---------------

Denver (Iowa leads 7-0)

12/16/36	W	34-30	Iowa City, IA
12/11/39	W	44-32	Iowa City, IA
1/1/44	W	63-20	Iowa City, IA
12/19/44	W	60-41	Iowa City, IA
12/8/45	W	67-40	Iowa City, IA
12/8/56	W	58-57	Iowa City, IA
12/17/77	W	107-65	Iowa City, IA

DePaul (Series tied, 2-2)

12/19/38	W	34-29	Chicago, IL
12/18/1956	L	72-73	Chapel Hill, NC
8/3/15/95	W	97-86	Moline, IL
11/11/19	L	78-93	Iowa City, IA

DePauw (Iowa leads, 4-0)

2/5/40	W	35-25	Iowa City, IA
1/3/41	W	45-35	Iowa City, IA
12/4/50	W	74-67	Iowa City, IA
12/8/51	W	69-53	Iowa City, IA

Des Moines College (Iowa leads, 1-0)

1/29/03	W	NA	Des Moines, IA
---------	---	----	----------------

Des Moines YMCA (D.M. YMCA leads, 5-3)

2/14/02	W	42-17	Des Moines, IA
1/30/03	L	21-24	Des Moines, IA
1/15/04	W	23-16	Des Moines, IA
1/27/05	W	24-22	Des Moines, IA
2/18/05	L	25-33	Iowa City, IA
2/23/06	L	27-33	Des Moines, IA
1/18/07	L	26-32	Des Moines, IA
1/2/13	L	10-15	Des Moines, IA

Detroit Mercy (Iowa leads, 7-0)

12/21/40	W	37-35	Detroit, MI
12/12/46	W	67-51	Iowa City, IA
2/5/66	W	107-73	Detroit, MI
12/8/79	W	80-57	Detroit, MI
12/1/80	W	98-55	Iowa City, IA
%12/5/98	W	61-60	Iowa City, IA
%12/28/00	W	69-68	Honolulu, HI

Drake (Iowa leads, 59-10)

2/22/09	W	36-13	Des Moines, IA
2/4/10	W	26-8	Des Moines, IA
3/1/10	W	43-7	Iowa City, IA
1/21/11	W	30-20	Iowa City, IA
2/23/11	W	23-15	Des Moines, IA
1/29/16	W	31-24	Iowa City, IA
2/15/16	W	22-14	Des Moines, IA
1/24/30	W	25-18	Des Moines, IA
2/22/30	L	25-26	Iowa City, IA
1/5/31	W	21-20	Des Moines, IA
1/4/32	W	24-18	Des Moines, IA
12/12/32	W	52-11	Des Moines, IA
1/30/34	W	39-18	Des Moines, IA
1/3/35	L	25-45	Des Moines, IA
1/4/36	W	35-22	Iowa City, IA
12/11/65	W	66-60	Des Moines, IA
12/18/65	W	69-51	Iowa City, IA
12/10/66	W	90-83	Des Moines, IA
12/17/66	W	83-75	Iowa City, IA
12/16/67	L	65-74	Iowa City, IA
12/14/68	L	74-89	Des Moines, IA
12/22/69	W	101-78	Iowa City, IA
12/12/70	L	70-72	Des Moines, IA
12/30/71	W	89-83	Iowa City, IA
12/27/72	L	80-98	Des Moines, IA
12/4/73	W	70-55	Iowa City, IA
12/3/74	W	86-81	Des Moines, IA
12/23/75	W	77-73	Iowa City, IA
2/10/76	W	71-65	Des Moines, IA
12/4/76	W	86-71	Des Moines, IA
12/21/76	W	82-69	Iowa City, IA
12/30/77	W	89-87	Iowa City, IA
12/9/78	L	69-72	Des Moines, IA
12/23/78	W	112-73	Iowa City, IA
12/29/79	W	77-66	Iowa City, IA
12/13/80	W	90-68	Iowa City, IA
12/30/81	W	60-49	Iowa City, IA
11/29/82	W	68-63	Des Moines, IA



12/21/83	W	66-43	Iowa City, IA
12/3/85	W	55-43	Des Moines, IA
12/13/86	W	69-62	Des Moines, IA
12/1/87	W	70-59	Iowa City, IA
11/29/88	W	96-72	Des Moines, IA
11/28/89	W	68-54	Des Moines, IA
11/27/90	W	80-61	Des Moines, IA
12/3/91	W	83-56	Iowa City, IA
1/4/93	W	80-65	Des Moines, IA
11/30/93	W	90-86	Iowa City, IA
11/29/94	W	103-68	Des Moines, IA
11/28/95	W	98-66	Iowa City, IA
12/3/96	W	79-59	Des Moines, IA
12/2/97	W	90-60	Iowa City, IA
12/1/98	W	78-74	Des Moines, IA
12/28/99	W	83-76##	Iowa City, IA
11/21/00	W	73-71	Des Moines, IA
12/12/01	W	101-59	Iowa City, IA
11/26/02	W	50-49	Des Moines, IA
11/25/03	W	74-56	Iowa City, IA
11/30/04	W	91-75	Des Moines, IA
12/20/05	W	65-60	Iowa City, IA
12/16/06	L	59-75	Des Moines, IA
12/14/07	L	51-56	Iowa City, IA
12/20/08	L	43-60	Des Moines, IA
12/19/09	W	71-67	Iowa City, IA
12/18/10	W	59-52	Des Moines, IA
12/17/11	W	82-68	Iowa City, IA
12/7/13	W	83-66	Des Moines, IA
12/19/15	W	70-64	Des Moines, IA
12/16/17	W	90-64	Des Moines, IA

Drexel (Iowa leads, 1-0)			
12/18/89	W	59-50	Iowa City, IA

Dubuque YMCA (Iowa leads, 1-0)			
1/16/02	W	36-27	Dubuque, IA

Duke (Duke leads, 7-1)			
%12/31/68	L	82-85	New Orleans, LA
*3/16/91	L	70-85	Minneapolis, MN
*3/21/92	L	62-75	Greensboro, NC
1/16/93	L	56-65	Durham, NC
12/22/93	L	76-79	Iowa City, IA
%12/27/94	W	81-71	Honolulu, HI
%11/25/95	L	81-88	Anchorage, AK
11/27/01	L	62-80	Chicago, IL

Duquesne (Series tied, 2-2)			
12/9/29	W	35-26	Iowa City, IA
12/11/69	W	98-87	Iowa City, IA
12/10/71	L	75-80	Pittsburgh, PA
%11/17/09	L	50-52	Iowa City, IA

Eastern Illinois (Iowa leads, 5-0)			
%12/23/88	W	89-71	Chaminade, HI
1/2/94	W	91-52	Iowa City, IA
11/21/99	W	95-79	Iowa City, IA
12/30/03	W	71-62	Iowa City, IA
12/1/07	W	57-45	Iowa City, IA

Eastern Michigan (Iowa leads, 1-0)			
%12/21/92	W	103-66	San Juan, P. Rico

Eastern Washington (Iowa leads, 1-0)			
%12/5/03	W	70-54	Iowa City, IA

East Tennessee State (Iowa leads, 2-0)			
*3/14/91	W	76-73	Minneapolis, MN
%12/1/95	W	104-58	Iowa City, IA

Evansville (Iowa leads, 5-2)			
12/1/59	W	86-84	Evansville, IN
12/3/60	W	83-71	Evansville, IN
12/2/61	L	59-65	Evansville, IN
12/1/62	W	62-57	Evansville, IN
12/7/63	W	75-72	Evansville, IN
12/5/64	L	83-90	Evansville, IN
12/4/65	W	80-73	Evansville, IN

Fairfield (Iowa leads, 1-0)			
%12/2/05	W	75-59	Iowa City, IA

Fairleigh Dickinson (Iowa leads, 1-0)			
12/9/13	W	92-59	Iowa City, IA

Florida Atlantic (Iowa leads, 1-0)			
11/24/02	W	79-52	Iowa City, IA

Florida Gulf Coast (Iowa leads, 1-0)			
%11/18/07	W	62-49	Iowa City, IA

Florida State (Iowa leads, 2-1)			
*3/18/88	W	102-98	Los Angeles, CA
12/2/02	L	67-80	Tallahassee, FL
12/2/15	W	78-75#	Iowa City, IA

Furman (Iowa leads, 1-0)			
12/14/85	W	81-61	Iowa City, IA

Gardner-Webb (Iowa leads, 2-0)			
%11/17/12	W	65-56	Iowa City, IA
11/13/15	W	76-59	Iowa City, IA

George Mason (Iowa leads, 1-0)			
12/1/84	W	111-82	Iowa City, IA

George Washington (Iowa leads, 1-0)			
*3/15/96	W	81-79	Tempe, AZ

Georgetown (Iowa leads, 1-0)			
*3/16/80	W	81-80	Philadelphia, PA

Georgia (Series tied, 1-1)			
%12/3/88	W	102-76	Iowa City, IA
&3/11/98	L	93-100	Iowa City, IA

Georgia State (Iowa leads, 2-0)			
12/12/84	W	89-40	Iowa City, IA
12/20/06	W	101-59	Iowa City, IA

Georgia Tech (Series tied, 1-1)			
11/28/00	W	85-67	Iowa City, IA
&3/24/03	L	78-79	Iowa City, IA

Gonzaga (Series tied, 2-2)			
11/26/84	W	62-40	Iowa City, IA
12/23/85	W	84-64	Spokane, WA
*3/22/15	L	68-87	Seattle, WA
12/19/20	L	88-99	Sioux Falls, SD

Grambling State (Iowa leads, 2-0)			
%12/6/96	W	93-73	Iowa City, IA
11/16/17	W	85-74	Iowa City, IA

Green Bay (Iowa leads, 3-0)			
12/29/73	W	74-67#	Iowa City, IA
12/2/03	W	82-56	Iowa City, IA
11/11/18	W	93-82	Iowa City, IA

Grinnell (Grinnell leads, 19-18)			
11/6/01	W	34-19	Iowa City, IA
2/15/02	W	25-21	Grinnell, IA
2/2/03	L	5-6	Grinnell, IA
2/14/03	L	13-15	Iowa City, IA
12/4/03	W	39-35	Iowa City, IA
1/14/04	W	21-20	Grinnell, IA
1/19/04	L	12-35	Grinnell, IA
1904	W	23-19	Iowa City, IA
1/28/05	L	22-32	Grinnell, IA
2/23/05	W	24-17	Iowa City, IA
3/6/05	L	26-34	Grinnell, IA
1906	W	26-13	Iowa City, IA
2/22/06	L	19-20	Grinnell, IA
3/9/06	W	20-17	Iowa City, IA
1/30/07	W	20-17	Grinnell, IA
2/9/07	L	21-24	Iowa City, IA
1/20/08	W	15-13	Iowa City, IA
2/22/08	L	11-34	Grinnell, IA
3/11/08	L	12-26	Grinnell, IA
2/6/09	L	18-19	Iowa City, IA
2/12/09	L	14-25	Grinnell, IA
1/29/10	W	20-13	Iowa City, IA
2/11/10	L	13-18	Grinnell, IA
2/27/11	L	10-21	Grinnell, IA
3/9/11	W	12-10	Grinnell, IA
2/10/12	L	19-20	Iowa City, IA
1912	L	14-18	Grinnell, IA
1/24/13	L	12-26	Iowa City, IA
2/21/13	L	11-35	Grinnell, IA
1/23/14	L	20-38	Iowa City, IA
2/27/14	W	20-18	Grinnell, IA
1/30/15	L	14-15	Iowa City, IA
2/19/15	W	26-20	Grinnell, IA
1/25/16	W	25-16	Iowa City, IA
2/26/16	W	22-15	Grinnell, IA
1/27/17	W	19-16	Iowa City, IA
2/23/17	W	17-15	Grinnell, IA

Hampton (Iowa leads, 1-0)			
11/14/14	W	90-56	Iowa City, IA

Hamline (Iowa leads, 1-0)			
12/1/34	W	38-26	Iowa City, IA

Hardin-Simmons (Iowa leads, 2-0)			
12/21/70	W	90-77	Iowa City, IA
12/1/71	W	80-58	Iowa City, IA

Harvard (Iowa leads, 1-0)			
12/31/47	W	61-41	Iowa City, IA

Haskall Indians (Iowa leads, 1-0)			
2/2/09	W	32-18	Iowa City, IA

Hawai'i (Iowa leads, 3-0)			
%12/30/69	W	111-60	Honolulu, HI
%12/4/82	W	99-67	Iowa City, IA
%12/29/94	W	84-82	Honolulu, HI

Hawaii-Hilo (Iowa leads, 2-0)			
11/22/85	W	80-69	Hilo, HI
12/28/90	W	78-65	Hilo, HI

Hawaii-Pacific (Iowa leads, 1-0)			
11/23/85	W	85-68	Honolulu, HI

Highland Park (Iowa leads, 4-1)			
1903	W	27-17	Iowa City, IA
1/17/04	W	28-19	Highland Park
1/26/05	W	23-22	Highland Park
1/19/07	W	32-17	Highland Park
12/31/13	L	4-14	Highland Park

Holy Cross (Iowa leads, 1-0)			
&12/27/75	W	98-75	Honolulu, HI

Houston (Series tied, 1-1)			
%12/30/68	W	95-87	New Orleans, LA
12/19/81	L	52-62	Houston, TX

Howard (Iowa leads, 1-0)			
%11/15/12	W	66-36	Iowa City, IA

Idaho (Idaho leads, 1-0)			
*3/14/82	L	67-69#	Pullman, WA

Idaho State (Iowa leads, 2-0)			
11/9/07	W	58-43	Iowa City, IA
12/4/10	W	70-53	Iowa City, IA

Illinois (Illinois leads, 90-76)			
12/14/08	W	46-36	Iowa City, IA
1/28/13	L	9-35	Champaign, IL
2/23/24	L	14-26	Iowa City, IA
2/29/24	L	19-38	Champaign, IL
1/24/25	L	15-23	Champaign, IL
2/27/25	W	33-25	Iowa City, IA
1/22/27	L	33-40#	Champaign, IL
2/12/27	W	26-24	Iowa City, IA
1/13/28	W	36-30	Iowa City, IA
2/24/28	W	41-27	Champaign, IL
2/14/31	L	23-26	Iowa City, IA
2/28/31	L	13-31	Champaign, IL
2/27/33	W	30-27	Iowa City, IA
3/4/33	L	16-44	Champaign, IL
1/15/34	W	36-14	Iowa City, IA
2/26/34	L	31-35	Champaign, IL
1/4/36	W	27-26	Iowa City, IA
2/10/36	L	14-36	Champaign, IL
1/16/37	L	28-42	Champaign, IL
2/27/37	L	29-40	Iowa City, IA
2/6/39	L	26-34	Champaign, IL
3/2/40	W	62-47	Iowa City, IA
2/17/41	L	53-56	Champaign, IL
1/19/42	L	35-42	Champaign, IL
3/2/42	W	46-32	Iowa City, IA
1/16/43	L	41-61	Champaign, IL
1/18/43	L	34-66	Champaign, IL
1/21/44	W	56-51	Iowa City, IA
1/22/44	W	53-44	Iowa City, IA
1/26/45	L	42-43	Champaign, IL
3/3/45	W	43-37	Iowa City, IA
12/22/45	W	41-39	Iowa City, IA
2/23/46	L	51-57	Champaign, IL
2/8/47	L	36-45	Champaign, IL
2/9/48	W	70-61	Iowa City, IA

ALL-TIME SERIES RESULTS

IOWA BASKETBALL



2023 MEDIA GUIDE

2/21/49	L	49-80	Champaign, IL	2/22/98	L	72-79	Champaign, IL	2/6/37	L	34-38	Iowa City, IA
2/11/50	W	70-65	Champaign, IL	1/7/99	W	84-62	Iowa City, IA	1/8/38	W	48-39	Iowa City, IA
1/8/51	L	69-72	Iowa City, IA	2/21/99	W	78-72	Champaign, IL	1/17/38	W	36-32	Bloomington, IN
1/20/51	L	53-69	Champaign, IL	1/26/00	L	58-69	Iowa City, IA	2/11/39	L	39-50	Iowa City, IA
2/9/52	W	73-68	Iowa City, IA	2/12/00	L	50-78	Champaign, IL	2/20/39	L	40-45	Bloomington, IN
2/23/52	L	62-78	Champaign, IL	1/11/01	W	78-62	Iowa City, IA	1/8/40	L	30-45	Bloomington, IN
2/14/53	L	63-80	Champaign, IL	2/24/01	L	63-89	Champaign, IL	2/19/40	L	42-46	Iowa City, IA
2/21/53	W	67-62	Iowa City, IA	1/15/02	L	66-77	Champaign, IL	2/10/41	L	40-50	Bloomington, IN
1/18/54	W	79-70	Champaign, IL	1/15/03	W	68-61	Iowa City, IA	2/22/41	L	36-47	Iowa City, IA
2/20/54	L	51-74	Iowa City, IA	1/17/04	L	82-88	Champaign, IL	2/23/42	W	55-52	Iowa City, IA
1/17/55	W	92-80	Iowa City, IA	2/25/04	L	59-78	Iowa City, IA	1/23/43	L	55-71	Iowa City, IA
2/21/55	W	89-70	Champaign, IL	1/20/05	L	68-73#	Champaign, IL	1/25/43	L	43-64	Iowa City, IA
3/3/56	W	96-72	Iowa City, IA	2/19/05	L	65-75	Iowa City, IA	1/28/44	W	43-42	Bloomington, IN
1/7/57	L	70-81	Champaign, IL	1/7/06	W	63-48	Iowa City, IA	1/29/44	W	52-40	Bloomington, IN
1/6/58	W	70-68	Champaign, IL	2/25/06	L	59-71	Champaign, IL	1/22/45	W	56-51	Iowa City, IA
2/22/58	W	83-79	Iowa City, IA	1/10/07	L	70-74	Champaign, IL	2/10/45	W	45-40	Bloomington, IN
1/12/59	L	97-103	Champaign, IL	3/3/07	W	60-53	Iowa City, IA	1/12/46	L	39-45	Bloomington, IN
2/28/59	L	70-72	Iowa City, IA	3/1/08	L	47-58	Iowa City, IA	2/25/46	L	46-49	Iowa City, IA
2/27/60	L	70-85	Champaign, IL	2/1/09	L	54-62	Champaign, IL	1/18/47	L	48-50	Bloomington, IN
1/16/61	W	78-71	Iowa City, IA	1/5/10	L	42-59	Champaign, IL	2/22/47	W	68-46	Bloomington, IN
2/10/62	L	81-91	Iowa City, IA	2/3/10	L	49-57	Iowa City, IA	1/17/48	W	61-52	Iowa City, IA
3/3/62	W	88-78	Iowa City, IA	12/29/10	L	77-87	Iowa City, IA	2/14/48	L	47-49	Bloomington, IN
1/5/63	L	76-85	Iowa City, IA	2/26/11	L	68-81	Champaign, IL	1/10/49	L	39-50	Bloomington, IN
3/9/63	L	69-73	Champaign, IL	2/26/12	L	54-65	Champaign, IL	2/26/49	L	60-76	Iowa City, IA
1/11/64	L	70-87	Iowa City, IA	\$3/8/12	W	64-61	Indianapolis, IN	1/14/50	W	65-64	Iowa City, IA
3/9/64	L	67-90	Champaign, IL	3/5/13	W	63-55	Iowa City, IA	2/25/50	W	59-53	Bloomington, IN
2/23/65	L	80-97	Champaign, IL	2/1/14	W	81-74	Champaign, IL	2/12/51	L	54-63	Iowa City, IA
3/6/65	W	94-84	Iowa City, IA	3/8/14	L	63-66	Iowa City, IA	2/26/51	L	53-63	Bloomington, IN
3/5/66	L	90-106	Champaign, IL	2/25/15	W	68-60	Iowa City, IA	1/12/52	W	78-59	Iowa City, IA
2/17/67	W	96-89	Iowa City, IA	2/7/16	W	77-65	Champaign, IL	1/21/52	L	69-82	Bloomington, IN
2/3/68	L	63-66	Champaign, IL	\$3/10/16	L	66-68	Indianapolis, IN	12/22/53	L	72-91	Iowa City, IA
3/2/68	W	61-56	Iowa City, IA	1/25/17	L	64-76	Champaign, IL	3/9/53	L	61-68	Bloomington, IN
2/8/69	L	69-98	Champaign, IL	2/18/17	L	66-70	Iowa City, IA	2/22/54	W	82-64	Bloomington, IN
2/25/69	W	74-53	Iowa City, IA	1/11/18	W	104-87#	Champaign, IL	2/12/55	W	90-75	Iowa City, IA
2/17/70	W	83-81	Champaign, IL	\$2/28/18	W	96-87	New York, NY	2/20/56	W	87-83	Bloomington, IN
2/2/71	W	92-84	Iowa City, IA	1/20/19	W	95-71	Iowa City, IA	3/5/56	W	84-73	Iowa City, IA
2/15/72	W	87-84#	Iowa City, IA	\$3/14/19	W	83-62	Chicago, IL	2/2/57	L	66-82	Iowa City, IA
3/7/72	L	84-91	Champaign, IL	2/2/20	W	72-65	Iowa City, IA	2/18/57	L	76-90	Bloomington, IN
1/13/73	L	78-80	Champaign, IL	3/8/20	L	76-78	Champaign, IL	1/18/58	W	79-75	Iowa City, IA
3/10/73	W	93-76	Iowa City, IA	1/29/21	L	75-80	Champaign, IL	1/17/59	W	88-78	Bloomington, IN
2/23/74	L	84-91	Champaign, IL	\$3/13/21	L	71-82	Indianapolis, IN	2/8/60	L	74-87	Bloomington, IN
1/4/75	W	95-70	Iowa City, IA	12/6/21	L	83-87	Iowa City, IA	2/20/60	L	64-79	Iowa City, IA
3/8/75	W	73-70	Champaign, IL	3/6/22	L	72-74	Champaign, IL	2/11/61	W	74-67	Bloomington, IN
1/3/76	W	84-60	Iowa City, IA	Illinois State (Illinois State leads, 1-0)				3/4/61	L	69-78	Iowa City, IA
3/6/76	W	82-70	Champaign, IL	%12/29/88	L	88-89	Oklahoma City, OK	2/17/62	L	69-72	Bloomington, IN
1/15/77	W	84-81#	Champaign, IL	Illinois YMCA (Illinois YMCA leads, 1-0)				2/18/63	L	71-72	Iowa City, IA
2/24/77	W	76-64	Iowa City, IA	2/1/06	L	24-35	Chicago, IL	1/4/64	W	72-71	Bloomington, IN
1/26/78	L	61-70	Iowa City, IA	Illinois Wesleyan (Iowa leads, 3-1)				2/10/64	W	82-75	Iowa City, IA
2/18/78	L	76-77	Champaign, IL	12/31/20	L	26-29	Bloomington, IL	1/11/65	L	76-85	Iowa City, IA
1/25/79	W	58-52	Iowa City, IA	12/16/78	W	95-55	Bloomington, IL	1/18/65	W	74-68	Bloomington, IN
2/17/79	W	67-53	Champaign, IL	11/26/83	W	86-60	Iowa City, IA	1/17/66	L	61-73	Bloomington, IN
1/3/80	W	72-71	Champaign, IL	12/15/84	W	99-39	Iowa City, IA	3/7/66	W	82-77	Iowa City, IA
3/1/80	W	75-71	Iowa City, IA	Indiana (Indiana leads, 106-80)				1/7/67	W	84-73	Iowa City, IA
1/31/81	L	66-79	Champaign, IL	2/6/09	L	12-18	Bloomington, IN	2/25/67	W	75-74#	Bloomington, IN
2/7/81	W	72-66	Iowa City, IA	1/19/15	W	29-20	Iowa City, IA	2/24/68	W	78-70	Bloomington, IN
1/9/82	W	56-50	Iowa City, IA	2/23/15	W	20-19	Bloomington, IN	1/11/69	W	91-72	Iowa City, IA
3/4/82	L	67-73#	Champaign, IL	1/12/17	L	12-21	Iowa City, IA	1/31/70	W	100-93	Iowa City, IA
2/3/83	L	61-62	Champaign, IL	1/19/17	L	7-12	Bloomington, IN	2/7/70	W	104-89	Bloomington, IN
2/12/83	W	68-66	Iowa City, IA	2/17/18	L	25-29	Iowa City, IA	2/13/71	L	84-86	Iowa City, IA
2/2/84	L	52-54##	Iowa City, IA	3/8/18	W	13-11	Bloomington, IN	3/6/71	L	88-104	Bloomington, IN
2/12/84	L	53-73	Champaign, IL	1/13/19	L	14-23	Iowa City, IA	2/19/72	L	79-86	Bloomington, IN
1/5/85	W	64-60	Iowa City, IA	1/24/19	W	21-12	Bloomington, IN	3/3/73	L	64-80#	Iowa City, IA
3/7/85	L	53-59#	Champaign, IL	2/7/20	W	28-20	Iowa City, IA	1/19/74	L	51-55	Iowa City, IA
1/4/86	W	60-59	Champaign, IL	2/13/20	L	19-25	Bloomington, IN	2/2/74	L	50-85	Bloomington, IN
3/6/86	W	57-53	Iowa City, IA	2/21/21	W	22-15	Iowa City, IA	1/11/75	L	49-102	Bloomington, IN
1/14/87	W	91-88#	Champaign, IL	2/26/21	W	26-17	Bloomington, IN	2/8/75	L	56-79	Iowa City, IA
2/14/87	W	66-61	Iowa City, IA	1/22/23	W	19-13	Iowa City, IA	1/26/76	L	73-88	Iowa City, IA
1/21/88	W	93-79	Iowa City, IA	2/5/23	L	21-23	Bloomington, IN	2/23/76	L	81-101	Bloomington, IN
3/6/88	L	81-94	Champaign, IL	1/31/25	L	28-30	Iowa City, IA	1/29/77	L	65-81	Bloomington, IN
2/5/89	W	86-82	Iowa City, IA	2/9/25	L	21-28	Bloomington, IN	2/28/77	W	80-73	Iowa City, IA
3/8/89	L	94-118	Champaign, IL	1/16/26	W	29-22	Iowa City, IA	1/5/78	L	51-69	Bloomington, IN
1/29/90	W	69-67	Iowa City, IA	2/1/26	L	20-30	Bloomington, IN	3/4/78	L	55-71	Iowa City, IA
3/4/90	L	85-118	Champaign, IL	2/11/28	L	33-50	Bloomington, IN	1/13/79	W	90-61	Iowa City, IA
1/28/91	L	50-53	Champaign, IL	2/26/28	L	39-49	Iowa City, IA	2/22/79	L	62-64	Bloomington, IN
2/23/91	L	74-79	Iowa City, IA	2/21/29	W	29-27	Iowa City, IA	1/17/80	L	69-81	Bloomington, IN
1/15/92	W	74-69	Iowa City, IA	3/4/29	L	30-35	Bloomington, IN	2/14/80	L	55-66	Iowa City, IA
2/23/92	L	72-77#	Champaign, IL	1/19/31	L	20-28	Iowa City, IA	1/22/81	W	56-53	Bloomington, IN
2/4/93	L	77-78	Champaign, IL	2/9/31	L	18-31	Bloomington, IN	2/19/81	W	78-65	Iowa City, IA
3/13/93	W	63-53	Iowa City, IA	1/18/32	L	27-35	Bloomington, IN	2/4/82	W	62-40	Iowa City, IA
1/19/94	L	90-105	Champaign, IL	2/20/32	L	33-34	Iowa City, IA	2/13/82	L	58-73	Bloomington, IN
2/19/94	W	83-69	Iowa City, IA	2/5/34	L	25-34	Bloomington, IN	1/29/83	W	63-48	Iowa City, IA
2/1/95	L	74-79	Iowa City, IA	2/17/34	W	29-26	Iowa City, IA	2/16/83	W	58-57	Bloomington, IN
2/11/95	L	97-104#	Champaign, IL	1/19/35	L	35-40	Iowa City, IA	1/28/84	L	47-54	Bloomington, IN
1/18/96	W	82-79	Iowa City, IA	2/11/35	L	30-34	Bloomington, IN	2/16/84	L	45-49	Iowa City, IA
2/24/96	L	86-91	Champaign, IL	1/4/37	L	24-28	Bloomington, IN	1/31/85	W	72-59	Bloomington, IN
1/29/97	W	82-65	Iowa City, IA					3/3/85	W	70-50	Iowa City, IA
2/9/97	L	51-66	Champaign, IL					1/30/86	W	79-69	Iowa City, IA
1/8/98	L	64-76	Iowa City, IA					3/2/86	L	73-80	Bloomington, IN



1/22/87	W	101-88	Iowa City, IA
2/21/87	L	75-84	Bloomington, IN
1/6/88	W	84-70	Iowa City, IA
3/12/88	L	89-116	Bloomington, IN
1/30/89	L	89-104	Bloomington, IN
3/11/89	W	87-70	Iowa City, IA
1/18/90	L	79-83	Iowa City, IA
2/17/90	L	71-118	Bloomington, IN
1/19/91	L	79-99	Iowa City, IA
2/21/91	W	80-79#	Bloomington, IN
2/9/92	L	66-81	Bloomington, IN
3/4/92	L	60-64	Iowa City, IA
1/6/93	L	67-75	Bloomington, IN
2/6/93	L	66-73	Iowa City, IA
1/11/94	L	75-89	Iowa City, IA
2/12/94	L	91-93	Bloomington, IN
1/7/95	W	74-55	Iowa City, IA
3/12/95	L	79-110	Bloomington, IN
1/30/96	L	73-76	Bloomington, IN
2/11/96	W	76-50	Iowa City, IA
2/4/97	W	75-67	Iowa City, IA
12/31/97	W	89-76	Bloomington, IN
2/28/98	W	84-70	Iowa City, IA
12/31/98	W	67-52	Iowa City, IA
2/27/99	L	81-88	Bloomington, IN
1/18/00	L	71-74	Bloomington, IN
1/27/01	W	71-66	Iowa City, IA
\$3/11/01	W	63-61	Chicago, IL
1/13/02	L	66-77	Iowa City, IA
2/5/02	L	51-79	Bloomington, IN
\$3/9/02	W	62-60	Indianapolis, IN
2/19/03	L	63-79	Iowa City, IA
3/1/03	L	88-91#	Bloomington, IN
2/7/04	W	84-82##	Bloomington, IN
1/29/05	W	72-57	Iowa City, IA
1/24/06	W	73-60	Iowa City, IA
2/11/06	W	70-67	Bloomington, IN
1/16/07	L	64-71	Bloomington, IN
2/3/07	W	81-75	Iowa City, IA
1/2/08	L	76-79	Iowa City, IA
1/23/08	L	43-65	Bloomington, IN
1/3/09	W	65-60	Iowa City, IA
2/4/09	L	60-68	Bloomington, IN
1/24/10	W	58-43	Bloomington, IN
2/28/10	W	73-57	Iowa City, IA
1/23/11	W	91-77	Iowa City, IA
2/5/11	W	64-63	Bloomington, IN
1/29/12	L	103-89	Bloomington, IN
2/19/12	W	78-66	Iowa City, IA
12/31/12	L	65-69	Iowa City, IA
3/2/13	L	60-73	Bloomington, IN
2/27/14	L	86-93	Bloomington, IN
3/3/15	W	77-63	Bloomington, IN
2/11/16	L	78-85	Bloomington, IN
3/1/16	L	78-81	Iowa City, IA
2/21/17	W	96-90#	Iowa City, IA
\$3/9/17	L	73-95	Washington, DC
12/4/17	L	64-77	Bloomington, IN
2/17/18	L	82-84	Iowa City, IA
2/7/19	W	77-72	Bloomington, IN
2/22/19	W	76-70#	Iowa City, IA
2/13/20	L	77-89	Bloomington, IN
1/21/21	L	69-81	Iowa City, IA
2/7/21	L	65-67	Bloomington, IN
1/13/22	W	83-74	Iowa City, IA
\$3/12/22	W	80-77	Indianapolis, IN
Indiana State (Iowa leads, 2-0)			
12/16/40	W	39-37	Iowa City, IA
&3/20/13	W	68-52	Iowa City, IA
Iowa National Guard (Iowa leads, 2-1)			
2/28/05	L	26-46	Muscatine, IA
1/26/06	W	42-26	Fairfield, IA
1/1/13	W	25-16	Fort Dodge, IA
Iowa State (Iowa leads, 47-28)			
2/5/09	W	30-27	Ames, IA
2/26/10	W	24-12	Iowa City, IA
2/8/13	W	27-15	Iowa City, IA
2/25/13	W	21-13	Ames, IA
1/31/14	W	22-15	Iowa City, IA
2/24/14	W	21-16	Ames, IA
2/16/15	W	27-12	Iowa City, IA
3/4/15	W	23-18	Ames, IA
2/19/16	W	26-9	Iowa City, IA
3/4/16	W	22-14	Ames, IA
2/16/17	L	12-24	Ames, IA

2/27/17	W	15-13	Iowa City, IA
2/9/18	W	24-9	Iowa City, IA
3/1/18	W	22-20	Ames, IA
2/15/19	W	27-17	Iowa City, IA
3/1/19	W	29-20	Ames, IA
1/23/20	W	27-15	Iowa City, IA
3/6/20	W	26-19	Ames, IA
2/15/21	L	16-20	Iowa City, IA
3/11/21	L	18-26	Ames, IA
12/11/33	W	30-12	Iowa City, IA
1/1/35	L	33-41	Ames, IA
1/23/70	W	87-68	Iowa City, IA
12/18/71	L	94-97	Ames, IA
1/2/73	W	66-57	Iowa City, IA
1/7/74	L	77-94	Ames, IA
12/12/74	W	77-66	Iowa City, IA
12/12/75	W	91-77	Ames, IA
12/18/76	W	85-64	Iowa City, IA
11/26/77	L	78-79	Ames, IA
12/11/78	W	67-66	Iowa City, IA
12/15/79	W	67-64	Ames, IA
12/20/80	W	85-59	Iowa City, IA
12/8/81	W	79-68	Ames, IA
1/15/83	W	73-56	Iowa City, IA
1/14/84	L	72-76##	Ames, IA
12/4/84	L	50-54	Iowa City, IA
12/10/85	L	61-74	Ames, IA
12/20/86	W	89-64	Iowa City, IA
12/19/87	L	100-102#	Ames, IA
12/10/88	W	91-71	Iowa City, IA
12/7/89	W	89-87	Ames, IA
12/8/90	W	75-73	Iowa City, IA
12/14/91	L	84-98	Ames, IA
12/12/92	W	78-51	Iowa City, IA
12/11/93	L	79-86	Ames, IA
12/10/94	L	63-76	Iowa City, IA
12/9/95	W	56-50	Ames, IA
12/14/96	L	74-81	Iowa City, IA
12/13/97	W	60-59	Ames, IA
12/12/98	W	74-54	Iowa City, IA
12/11/99	L	66-79	Ames, IA
12/9/00	W	80-68	Iowa City, IA
12/8/01	W	78-53	Ames, IA
12/13/02	L	69-73	Iowa City, IA
&3/21/03	W	54-53	Ames, IA
1/21/04	L	76-84	Ames, IA
12/10/04	W	70-63	Iowa City, IA
12/9/05	L	60-72	Ames, IA
12/8/06	W	77-59	Iowa City, IA
12/8/07	L	47-56	Ames, IA
12/12/08	W	73-57	Iowa City, IA
12/11/09	L	71-81	Ames, IA
12/10/10	L	72-75	Iowa City, IA
12/9/11	L	76-86	Ames, IA
12/7/12	W	80-71	Iowa City, IA
12/13/13	L	82-85	Ames, IA
12/12/14	L	75-90	Iowa City, IA
12/10/15	L	82-83	Ames, IA
12/8/16	W	78-64	Iowa City, IA
12/7/17	L	78-84	Ames, IA
12/6/18	W	98-84	Iowa City, IA
12/12/19	W	84-68	Ames, IA
12/11/20	W	105-77	Iowa City, IA
12/9/21	L	53-73	Ames, IA
Iowa Wesleyan (Iowa leads, 3-0)			
12/20/11	W	41-22	Iowa City, IA
12/14/14	W	46-22	Iowa City, IA
12/21/15	W	55-6	Iowa City, IA
IPFW (Iowa Leads, 1-0)			
11/26/11	W	82-72	Iowa City, IA
Ithaca (Iowa leads, 1-0)			
12/13/48	W	78-26	Iowa City, IA
Jackson State (Iowa leads, 1-0)			
12/12/88	W	86-71	Iowa City, IA
Jacksonville (Jacksonville leads, 1-0)			
*3/12/70	L	103-104	Columbus, OH
James Madison (Iowa leads, 1-0)			
%12/28/82	W	47-45	Rochester, NY
Kansas (Iowa leads, 7-3)			
2/5/02	W	40-27	Iowa City, IA
2/14/06	W	29-19	Iowa City, IA

1/29/42	L	51-53	Iowa City, IA
1/3/72	W	81-68	Iowa City, IA
12/9/72	W	69-56	Lawrence, KS
1/2/74	L	71-72	Iowa City, IA
12/7/74	L	54-89	Lawrence, KS
%11/28/87	W	100-81	Maui, HI
12/8/98	W	85-81	Lawrence, KS
2/3/00	W	77-69	Iowa City, IA
Kansas City AC (K. C. AC leads, 1-0)			
1/23/07	L	28-35	Kansas City, MO
Kennesaw State (Iowa leads, 2-0)			
11/11/16	W	91-74	Iowa City, IA
12/29/19	W	93-51	Iowa City, IA
Kansas State (Series tied, 4-4)			
12/7/46	W	54-41	Iowa City, IA
12/22/56	W	85-83	Iowa City, IA
12/14/57	L	69-86	Manhattan, KS
12/13/72	L	62-68	Iowa City, IA
12/11/73	L	67-105	Manhattan, KS
12/23/00	L	78-86	Manhattan, KS
12/22/01	W	89-70	Iowa City, IA
%11/29/08	W	65-63	Las Vegas, NV
Kent State (Iowa leads, 3-0)			
11/29/76	W	84-55	Iowa City, IA
11/28/77	W	82-64	Kent, OH
11/25/78	W	111-76	Iowa City, IA
Kentucky (Kentucky leads, 5-3)			
*3/17/56	W	89-77	Iowa City, IA
%12/21/62	L	69-94	Lexington, KY
12/4/64	L	77-85	Lexington, KY
12/4/72	W	79-66	Lexington, KY
12/14/73	L	80-88	Iowa City, IA
*3/15/97	L	69-75	Salt Lake City, UT
*3/17/01	L	79-92	Long Island, NY
%11/21/05	W	67-63	Kansas City, MO
Knox (Iowa leads, 4-0)			
12/31/21	W	27-21	Galesburg, IL
12/16/22	W	21-11	Iowa City, IA
1927	W	30-21	Iowa City, IA
2/6/43	W	62-45	Iowa City, IA
Lafayette (Iowa leads, 1-0)			
1/11/88	W	109-68	Iowa City, IA
La Salle (Series tied, 1-1)			
*3/18/55	L	73-76	Kansas City, MO
%12/7/96	W	65-60	Iowa City, IA
Lawrence Tech (Lawrence Tech leads, 1-0)			
12/10/49	L	49-54	Southfield, MI
Leander-Clarke (Iowa leads, 3-0)			
1/16/12	W	23-11	Iowa City, IA
12/16/12	W	14-10	Iowa City, IA
12/12/13	W	24-13	Iowa City, IA
Lehigh (Iowa leads, 2-0)			
%12/7/85	W	89-68	Iowa City, IA
12/3/94	W	104-77	Iowa City, IA
Lewis Institute (Lewis Institute leads, 2-0)			
1905	L	25-31	Iowa City, IA
2/17/11	L	10-19	Chicago, IL
Liberty (Iowa leads, 1-0)			
12/22/02	W	87-49	Iowa City, IA
Lombard (Iowa leads, 2-1)			
12/19/16	W	39-11	Iowa City, IA
12/20/17	L	15-25	Iowa City, IA
12/20/21	W	26-14	Iowa City, IA
Long Beach State (Series Tied, 1-1)			
%12/4/93	W	101-79	Iowa City, IA
%11/22/10	L	72-78	Virgin Islands, VI
Long Island (Iowa leads, 2-0)			
12/17/94	W	102-72	Iowa City, IA
11/29/97	W	101-69	Iowa City, IA
Longwood (Iowa leads, 2-0)			
11/29/14	W	77-44	Iowa City, IA
11/9/14	W	106-73	Iowa City, IA

ALL-TIME SERIES RESULTS

IOWA BASKETBALL



2023 MEDIA GUIDE

Loyola-Chicago (Iowa leads, 4-3)

12/19/35	W	33-26	Chicago, IL
12/28/50	W	61-56	Chicago, IL
12/4/54	W	89-79	Chicago, IL
2/2/63	L	68-86	Chicago, IL
2/1/64	L	71-85	Chicago, IL
2/4/67	L	87-98	Chicago, IL
1/8/68	W	71-65	Iowa City, IA

Loyola Marymount (Iowa leads, 2-0)

12/17/55	W	84-61	Iowa City, IA
%12/6/86	W	103-80	Iowa City, IA

Loyola-New Orleans (Iowa leads, 2-0)

12/17/56	W	80-65	Iowa City, IA
12/22/59	W	68-96	Iowa City, IA

Los Angeles State (Iowa leads, 1-0)

12/18/61	W	82-72	Iowa City, IA
----------	---	-------	---------------

Louisiana (Louisiana leads, 1-0)

%11/20/17	L	71-80	Cayman Islands
-----------	---	-------	----------------

Louisiana-Monroe (Iowa leads, 4-1)

12/6/75	W	97-87	Iowa City, IA
*3/12/82	W	70-63	Pullman, WA
*3/19/83	W	82-69	Nashville, TN
%11/30/07	L	67-72#	Iowa City, IA
11/16/10	W	68-40	Iowa City, IA

Louisiana Tech (Iowa leads, 3-0)

%12/7/91	W	84-65	Iowa City, IA
11/17/01	W	75-67	Iowa City, IA
12/21/11	W	77-58	Iowa City, IA

Louisiana St (LSU leads, 2-1, includes LSU forfeit in '96)

%12/28/64	L	81-92	Pullman, WA
%11/26/96	L	60-70+	Maui, HI
&3/13/02	L	61-63	Iowa City, IA

Louisville (Series tied, 2-2)

*3/22/80	L	72-80	Indianapolis, IN
12/7/83	L	58-79	Louisville, KY
11/29/03	W	70-69#	Indianapolis, IN
%11/22/04	W	76-71	Maui, HI

Luther (Iowa leads, 3-0)

1908	W	34-32	Decorah, IA
2/26/09	W	34-12	Decorah, IA
1/19/10	W	19-15	Decorah, IA

Mankato State (Iowa leads, 1-0)

12/1/77	W	91-71	Iowa City, IA
---------	---	-------	---------------

Marquette (Iowa leads, 11-7)

1/15/23	L	20-21	Iowa City, IA
1/11/24	W	28-17	Milwaukee, WI
1/2/26	W	19-16	Milwaukee, WI
1/1/27	W	35-21	Milwaukee, WI
1/1/28	W	31-17	Milwaukee, WI
12/21/29	W	38-15	Milwaukee, WI
12/21/29	L	19-29	Milwaukee, WI
3/4/30	L	21-39	Iowa City, IA
12/30/35	W	31-27	Milwaukee, WI
1/2/37	W	37-34	Milwaukee, WI
1/1/38	L	23-36	Milwaukee, WI
12/30/39	L	43-49#	Milwaukee, WI
*3/12/55	W	86-81	Kansas City, MO
12/23/72	L	61-69	Iowa City, IA
12/8/73	L	70-86	Milwaukee, WI
12/5/81	W	86-65#	Milwaukee, WI
12/8/82	W	87-66	Iowa City, IA
11/19/15	W	89-61	Milwaukee, WI

Maryland (Series tied, 7-7)

%12/25/84	L	68-70	Honolulu, HI
11/30/99	L	65-83	Baltimore, MD
&4/2/13	W	71-60	New York, NY
2/8/15	W	71-55	Iowa City, IA
1/28/16	L	68-74	College Park, MD
1/19/17	L	76-84	Iowa City, IA
2/25/17	W	83-69	College Park, MD
1/7/18	L	73-91	College Park, MD
2/19/19	L	65-66	Iowa City, IA
1/10/20	W	67-49	Iowa City, IA
1/30/20	L	72-82	College Park, MD
1/7/21	W	89-67	College Park, MD
1/3/22	W	80-75	Iowa City, IA
2/10/22	W	110-87	College Par, MD

Maryland-Baltimore County (Iowa leads, 2-0)

12/15/90	W	98-81	Iowa City, IA
12/6/14	W	77-47	Iowa City, IA

Maryland Eastern Shore (Iowa leads, 5-0)

11/23/91	W	101-45	Iowa City, IA
11/13/01	W	89-59	Iowa City, IA
%11/14/05	W	86-41	Iowa City, IA
%11/20/07	W	65-48	Iowa City, IA
11/14/13	W	109-63	Iowa City, IA

McNeese State (Iowa leads, 1-0)

11/26/88	W	77-56	Iowa City, IA
----------	---	-------	---------------

Memphis (Iowa leads, 2-1)

%2/30/83	W	73-66	Los Angeles, CA
%11/20/01	W	75-71	Kansas City, MO
%11/26/16	L	92-100	Niceville, FL

Mercer (Iowa leads, 1-0)

12/28/01	W	77-43	Iowa City, IA
----------	---	-------	---------------

Miami, Ohio (Iowa leads, 2-0)

2/8/58	W	82-77	Iowa City, IA
12/9/61	W	75-55	Iowa City, IA

Michigan (Michigan leads, 98-66)

1/21/21	L	15-19	Ann Arbor, MI
2/27/22	L	20-22	Iowa City, IA
3/4/22	L	19-25	Ann Arbor, MI
1/15/23	W	18-17	Iowa City, IA
3/3/23	W	20-18	Ann Arbor, MI
1/19/24	L	18-23	Ann Arbor, MI
2/25/24	L	25-27	Iowa City, IA
1/11/26	L	16-22	Ann Arbor, MI
2/13/26	W	24-21	Iowa City, IA
1/15/27	L	22-41	Iowa City, IA
3/7/27	L	29-31#	Ann Arbor, MI
1/12/29	L	25-36	Iowa City, IA
2/23/29	L	18-25	Ann Arbor, MI
2/15/32	L	22-40	Ann Arbor, MI
2/27/32	L	27-35	Iowa City, IA
1/7/33	L	25-33	Iowa City, IA
2/18/33	W	36-35	Ann Arbor, MI
2/16/35	L	27-29	Iowa City, IA
2/25/35	W	37-25	Ann Arbor, MI
2/3/36	L	27-31#	Ann Arbor, MI
2/22/36	L	25-31	Iowa City, IA
2/14/38	W	38-20	Ann Arbor, MI
2/26/38	W	37-25	Iowa City, IA
1/21/39	L	32-47	Iowa City, IA
1/13/40	L	38-47	Ann Arbor, MI
2/15/41	L	29-40	Iowa City, IA
1/3/42	W	40-34	Ann Arbor, MI
2/21/42	W	59-38	Iowa City, IA
1/19/45	W	29-27	Ann Arbor, MI
2/3/45	W	50-37	Iowa City, IA
2/15/47	W	55-46	Iowa City, IA
3/1/48	L	35-51	Ann Arbor, MI
3/5/49	W	63-62	Iowa City, IA
1/7/50	L	46-66	Ann Arbor, MI
2/24/51	W	70-48	Iowa City, IA
3/5/51	W	65-55	Ann Arbor, MI
1/7/52	W	54-46	Ann Arbor, MI
2/11/52	W	82-59	Iowa City, IA
12/13/52	W	85-77	Iowa City, IA
1/12/53	L	61-66	Ann Arbor, MI
1/11/54	W	93-78	Iowa City, IA
2/8/54	W	86-68	Ann Arbor, MI
2/26/55	W	96-84	Iowa City, IA
3/7/55	L	58-74	Ann Arbor, MI
1/21/56	W	78-67	Ann Arbor, MI
3/2/57	L	79-83	Iowa City, IA
1/4/58	L	65-73	Iowa City, IA
3/8/58	L	92-95	Ann Arbor, MI
1/31/59	W	78-74	Iowa City, IA
2/16/59	L	86-90	Ann Arbor, MI
3/5/60	W	68-53	Iowa City, IA
2/20/61	W	50-46	Ann Arbor, MI
1/15/62	L	55-56	Ann Arbor, MI
2/24/62	W	68-63	Iowa City, IA
1/7/63	L	67-88	Iowa City, IA
2/25/63	L	70-78	Ann Arbor, MI
3/7/64	L	61-69	Iowa City, IA
2/8/65	L	66-81	Ann Arbor, MI
2/21/66	W	91-82	Iowa City, IA
2/28/66	L	88-103	Ann Arbor, MI
1/23/67	W	91-81	Iowa City, IA

3/11/67	W	83-76	Ann Arbor, MI
2/10/68	W	99-86	Ann Arbor, MI
3/9/68	L	70-71	Iowa City, IA
1/4/69	L	92-99#	Ann Arbor, MI
2/15/69	L	85-86	Iowa City, IA
1/6/70	W	107-99	Ann Arbor, MI
3/9/71	L	82-86	Iowa City, IA
1/25/72	L	86-90	Ann Arbor, MI
3/11/72	W	95-69	Iowa City, IA
1/8/73	L	59-71	Ann Arbor, MI
1/29/73	W	75-68	Iowa City, IA
1/26/74	L	84-86#	Iowa City, IA
1/18/75	L	70-75	Iowa City, IA
2/15/75	L	75-99	Ann Arbor, MI
1/31/76	L	95-104	Ann Arbor, MI
2/28/76	L	74-88	Iowa City, IA
1/17/77	L	75-99	Iowa City, IA
2/17/77	L	80-91	Ann Arbor, MI
1/12/78	L	56-66	Iowa City, IA
2/25/78	L	76-82	Ann Arbor, MI
1/6/79	W	85-79	Ann Arbor, MI
3/1/79	L	53-61	Iowa City, IA
1/5/80	L	65-68	Ann Arbor, MI
2/28/80	W	83-67	Iowa City, IA
1/17/81	W	73-58	Ann Arbor, MI
2/26/81	W	69-66	Iowa City, IA
1/23/82	W	56-38	Iowa City, IA
2/20/82	L	58-68	Ann Arbor, MI
1/8/83	W	79-72	Iowa City, IA
3/10/83	L	60-66	Ann Arbor, MI
1/7/84	L	49-53	Ann Arbor, MI
3/7/84	L	46-53	Iowa City, IA
1/19/85	L	67-69###	Ann Arbor, MI
2/14/85	L	52-56	Iowa City, IA
1/18/86	L	57-61	Iowa City, IA
2/15/86	L	66-82	Ann Arbor, MI
1/31/87	L	92-100	Ann Arbor, MI
2/28/87	W	95-85	Iowa City, IA
2/3/88	L	103-120	Ann Arbor, MI
2/27/88	W	95-87	Iowa City, IA
2/9/89	L	107-108##	Iowa City, IA
3/4/89	L	96-119	Ann Arbor, MI
1/20/90	W	78-76#	Iowa City, IA
3/10/90	L	96-127	Ann Arbor, MI
1/10/91	W	79-78	Iowa City, IA
2/9/91	L	70-84	Ann Arbor, MI
1/9/92	L	77-80#	Iowa City, IA
2/12/92	L	74-79	Ann Arbor, MI
1/31/93	W	88-80	Iowa City, IA
3/2/93	L	73-82	Ann Arbor, MI
1/8/94	L	70-71	Iowa City, IA
2/16/94	L	76-89	Ann Arbor, MI
1/11/95	L	82-83##	Ann Arbor, MI
3/5/95	W	86-69	Iowa City, IA
1/28/96	W	70-61	Iowa City, IA
2/13/96	W	62-55	Ann Arbor, MI
1/19/97	L	71-79	Ann Arbor, MI
2/20/97	W	80-75	Iowa City, IA
2/1/98	L	66-80	Iowa City, IA
\$3/6/98	L	66-77	Chicago, IL
1/30/99	W	81-68	Ann Arbor, MI
1/22/00	W	83-78	Iowa City, IA
3/1/00	L	78-87	Ann Arbor, MI
1/20/01	L	69-70	Iowa City, IA
2/14/01	L	85-94	Ann Arbor, MI
2/23/02	W	76-56	Iowa City, IA
2/8/03	L	62-70	Ann Arbor, MI
1/28/04	L	84-90	Ann Arbor, MI
2/14/04	W	69-61	Iowa City, IA
\$3/12/04	L	70-79	Indianapolis, IN
1/5/05	L	63-65	Iowa City, IA
3/5/05	W	74-72#	Ann Arbor, MI
2/4/06	W	94-66	Iowa City, IA
1/31/07	W	69-62	Ann Arbor, MI
1/19/08	W	68-60	Ann Arbor, MI
2/14/08	L	52-60	Iowa City, IA
\$3/13/08	L	47-55	Indianapolis, IN
1/11/09	L	49-64	Ann Arbor, MI
2/22/09	W	70-60#	Iowa City, IA
\$3/12/09	L	45-73	Indianapolis, IN
1/30/10	L	46-60	Ann Arbor, MI
2/16/10	L	78-80#	Iowa City, IA
\$3/11/10	L	52-59	Indianapolis, IN
1/30/11	L	73-87	Ann Arbor, MI
2/19/11	L	72-75#	Iowa City, IA
1/14/12	W	75-59	Iowa City, IA
1/6/13	L	67-95	Ann Arbor, MI
1/22/14	L	67-75	Ann Arbor, MI



2/8/14	W	85-67	Iowa City, IA
2/5/15	W	72-54	Ann Arbor, MI
1/17/16	W	82-71	Iowa City, IA
3/5/16	W	71-61	Ann Arbor, MI
1/1/17	W	86-83#	Iowa City, IA
1/2/18	L	68-75	Iowa City, IA
2/14/18	L	59-74	Ann Arbor, MI
\$3/1/18	L	71-77#	New York, NY
2/1/19	W	74-59	Iowa City, IA
\$3/15/19	L	53-74	Chicago, IL
12/6/19	L	91-103	Ann Arbor, MI
1/17/20	W	90-83	Iowa City, IA
2/25/21	L	57-79	Ann Arbor, MI
2/17/22	L	79-84	Iowa City, IA
3/3/22	W	82-71	Ann Arbor, MI

Michigan State (Michigan State leads, 76-58)

12/22/37	L	37-52	East Lansing, MI
12/23/40	W	40-34	East Lansing, MI
12/30/44	W	66-29	Iowa City, IA
12/18/48	L	43-49	East Lansing, MI
12/5/49	W	73-53	Iowa City, IA
1/15/51	W	46-42	Iowa City, IA
3/3/51	W	65-52	East Lansing, MI
1/5/52	W	61-60	East Lansing, MI
2/25/52	W	64-52	Iowa City, IA
1/10/53	L	61-68	East Lansing, MI
2/9/53	L	48-60	Iowa City, IA
1/4/54	W	73-63	Iowa City, IA
2/27/54	W	60-48	East Lansing, MI
1/10/55	W	94-81	Iowa City, IA
2/19/55	W	78-69	East Lansing, MI
1/7/56	L	64-65	Iowa City, IA
2/16/57	L	67-77	East Lansing, MI
2/10/58	L	84-90	East Lansing, MI
3/1/58	L	65-83	Iowa City, IA
1/5/59	W	80-68	Iowa City, IA
3/7/59	L	74-84	East Lansing, MI
1/11/60	W	92-79	Iowa City, IA
1/23/60	L	80-90	East Lansing, MI
1/14/61	W	86-72	Iowa City, IA
3/6/61	L	64-74	East Lansing, MI
2/19/62	W	59-51	Iowa City, IA
1/21/63	W	60-59	East Lansing, MI
2/15/64	L	82-107	East Lansing, MI
2/22/64	L	89-107	Iowa City, IA
1/9/65	W	85-78	East Lansing, MI
1/16/65	W	111-68	Iowa City, IA
1/22/66	W	90-76	Iowa City, IA
1/14/67	L	70-79	East Lansing, MI
1/23/68	W	76-71	East Lansing, MI
2/27/68	W	76-58	Iowa City, IA
1/14/69	W	77-76	Iowa City, IA
2/18/69	L	60-78	East Lansing, MI
2/14/70	W	103-77	Iowa City, IA
1/12/71	L	81-84	East Lansing, MI
2/12/72	L	91-100	Iowa City, IA
2/26/72	W	102-98	East Lansing, MI
1/15/73	L	74-76	Iowa City, IA
2/3/73	L	89-94	East Lansing, MI
1/21/74	L	86-95	East Lansing, MI
1/20/75	W	83-79	Iowa City, IA
2/17/75	L	78-90	East Lansing, MI
1/5/76	L	88-105	East Lansing, MI
3/1/76	L	88-93	Iowa City, IA
2/7/77	W	87-79	Iowa City, IA
2/19/77	L	79-81	East Lansing, MI
1/21/78	L	58-68	East Lansing, MI
2/9/78	L	70-71	Iowa City, IA
1/20/79	L	72-83#	East Lansing, MI
2/8/79	L	57-60	Iowa City, IA
1/19/80	L	67-75	East Lansing, MI
2/7/80	W	44-39#	Iowa City, IA
1/10/81	W	65-57	Iowa City, IA
3/5/81	L	70-71#	East Lansing, MI
1/28/82	W	57-56	East Lansing, MI
2/18/82	W	59-53	Iowa City, IA
1/5/83	L	59-61	Iowa City, IA
3/12/83	W	75-57	East Lansing, MI
1/4/84	L	72-73	East Lansing, MI
3/11/84	L	44-51	Iowa City, IA
1/17/85	W	79-65	East Lansing, MI
2/16/85	L	55-57	Iowa City, IA
1/16/86	W	82-71	Iowa City, IA
2/13/86	L	73-83	East Lansing, MI
1/29/87	W	89-75	East Lansing, MI
2/26/87	W	93-64	Iowa City, IA
2/6/88	W	101-72	Iowa City, IA

3/3/88	W	103-87	East Lansing, MI
1/5/89	W	93-82	East Lansing, MI
3/2/89	L	81-83	Iowa City, IA
1/13/90	L	80-87	East Lansing, MI
2/12/90	L	70-80	Iowa City, IA
1/5/91	W	79-66	Iowa City, IA
2/7/91	W	71-67	East Lansing, MI
2/6/92	W	77-63	Iowa City, IA
3/15/92	L	53-64	East Lansing, MI
1/28/93	W	96-90#	East Lansing, MI
2/27/93	W	66-64	Iowa City, IA
1/29/94	L	84-87	East Lansing, MI
3/2/94	L	72-80	Iowa City, IA
1/7/95	L	68-69	East Lansing, MI
3/8/95	W	79-78	Iowa City, IA
1/20/96	L	60-62	East Lansing, MI
2/21/96	W	83-47	Iowa City, IA
2/12/97	L	67-69	East Lansing, MI
1/21/98	L	57-78	Iowa City, IA
2/7/98	L	64-75	East Lansing, MI
1/21/99	L	65-80	East Lansing, MI
2/6/99	L	81-95	Iowa City, IA
1/8/00	L	53-75	Iowa City, IA
\$3/10/00	L	65-75	Chicago, IL
2/18/01	L	70-94	East Lansing, MI
1/22/02	W	75-71	Iowa City, IA
3/2/02	L	79-93	East Lansing, MI
1/11/03	W	68-64	Iowa City, IA
3/5/03	L	54-82	East Lansing, MI
2/4/04	L	72-89	East Lansing, MI
2/5/05	L	64-75	Iowa City, IA
\$3/11/05	W	71-69	Chicago, IL
1/21/06	L	55-85	East Lansing, MI
2/14/06	W	66-54	Iowa City, IA
\$3/11/06	W	53-48	Indianapolis, IN
1/4/07	W	62-60	Iowa City, IA
2/17/07	L	49-81	East Lansing, MI
1/12/08	W	43-36	Iowa City, IA
2/23/08	L	52-66	East Lansing, MI
1/29/09	L	56-71	Iowa City, IA
2/25/09	L	54-62	East Lansing, MI
1/9/10	L	53-71	Iowa City, IA
1/20/10	L	63-70	East Lansing, MI
2/2/11	W	72-52	Iowa City, IA
3/2/11	L	66-85	East Lansing, MI
\$3/10/11	L	61-66	Indianapolis, IN
1/10/12	L	61-95	East Lansing, MI
3/9/12	L	75-92	Indianapolis, IN
1/10/13	L	59-62	Iowa City, IA
\$3/15/13	L	56-59	Chicago, IL
1/28/14	L	69-71#	Iowa City, IA
3/6/14	L	76-86	East Lansing, MI
1/8/15	L	61-75	Iowa City, IA
12/29/15	W	83-70	Iowa City, IA
1/14/16	W	76-59	East Lansing, MI
2/11/17	L	66-77	East Lansing, MI
2/6/18	L	93-96	Iowa City, IA
12/3/18	L	68-90	East Lansing, MI
1/24/19	L	67-82	Iowa City, IA
2/25/20	L	70-78	East Lansing, MI
2/2/21	W	84-78	Iowa City, IA
2/13/21	W	88-58	Iowa City, IA
2/22/22	W	86-60	Iowa City, IA

Millikin (Iowa leads, 4-2)

1/1/21	L	22-24	Decatur, IL
12/2/33	W	47-27	Iowa City, IA
11/30/35	L	29-33	Iowa City, IA
12/21/36	W	37-30	Decatur, IL
12/8/39	W	43-26	Iowa City, IA
2/1/41	W	46-27	Iowa City, IA

Minnesota (Minnesota leads, 107-100)

3/1/02	L	10-47	Minneapolis, MN
1/13/05	L	17-48	Minneapolis, MN
1/8/08	L	12-31	Iowa City, IA
2/8/08	L	25-33	Minneapolis, MN
2/18/09	W	37-14	Iowa City, IA
2/27/09	L	18-23	Minneapolis, MN
1/20/10	L	9-20	Minneapolis, MN
2/3/10	L	18-22	Iowa City, IA
2/10/11	L	7-37	Minneapolis, MN
3/4/11	L	15-36	Iowa City, IA
1/22/12	L	17-36	Iowa City, IA
3/1/12	L	10-29	Minneapolis, MN
2/15/13	L	10-26	Iowa City, IA
3/7/13	W	12-9	Minneapolis, MN
1/19/14	W	16-14	Iowa City, IA

2/12/14	L	13-34	Minneapolis, MN
1/22/15	L	14-29	Minneapolis, MN
2/13/15	L	9-11	Iowa City, IA
1/21/16	L	11-26	Minneapolis, MN
2/23/16	L	13-21	Iowa City, IA
2/19/17	L	15-39	Iowa City, IA
3/2/17	L	19-31	Minneapolis, MN
1/19/18	L	18-33	Minneapolis, MN
2/4/18	W	25-21	Iowa City, IA
2/1/19	L	18-28	Iowa City, IA
2/8/19	L	22-36	Minneapolis, MN
1/9/20	L	19-21	Minneapolis, MN
2/20/20	W	30-5	Iowa City, IA
1/15/21	L	19-24	Minneapolis, MN
2/7/21	L	14-17	Iowa City, IA
1/14/22	L	16-24	Minneapolis, MN
2/20/22	W	29-21	Iowa City, IA
1/24/23	W	32-16	Minneapolis, MN
2/26/23	W	29-24	Iowa City, IA
1/5/25	W	27-19	Iowa City, IA
2/21/25	L	18-20	Minneapolis, MN
2/6/26	W	21-14	Iowa City, IA
3/13/26	W	17-15	Minneapolis, MN
1/7/28	L	32-33	Minneapolis, MN
2/6/28	W	30-27	Iowa City, IA
1/14/29	W	36-23	Iowa City, IA
2/18/29	L	22-37	Minneapolis, MN
1/10/31	L	22-26	Iowa City, IA
2/2/31	L	14-36	Minneapolis, MN
2/8/32	L	22-24	Minneapolis, MN
3/5/32	L	22-24#	Iowa City, IA
1/13/34	L	38-39	Minneapolis, MN
2/24/34	W	33-30	Iowa City, IA
1/14/35	W	39-33#	Minneapolis, MN
2/2/35	L	35-36	Iowa City, IA
2/15/37	L	37-43	Iowa City, IA
2/22/37	L	25-44	Minneapolis, MN
2/7/38	L	26-28	Minneapolis, MN
2/28/38	L	29-30	Iowa City, IA
1/9/39	L	29-36	Minneapolis, MN
3/6/39	L	43-54	Iowa City, IA
1/6/40	L	34-42	Iowa City, IA
2/17/40	L	29-34	Minneapolis, MN
1/13/41	W	41-34	Minneapolis, MN
3/3/41	W	46-39	Iowa City, IA
1/12/42	L	39-41	Iowa City, IA
1/9/43	L	45-46	Iowa City, IA
1/11/43	W	48-41	Iowa City, IA
1/7/44	W	37-34	Minneapolis, MN
1/8/44	W	37-29	Minneapolis, MN
1/6/45	W	41-34	Iowa City, IA
2/27/45	W	55-48	Minneapolis, MN
1/28/46	W	63-61#	Iowa City, IA
3/2/46	L	47-58	Minneapolis, MN
1/13/47	W	77-64	Iowa City, IA
2/17/47	L	55-59	Minneapolis, MN
1/19/48	L	56-72	Minneapolis, MN
2/28/48	W	54-50	Iowa City, IA
1/17/49	L	45-61	Iowa City, IA
2/12/49	L	49-54	Minneapolis, MN
2/20/50	W	64-62	Minneapolis, MN
3/6/50	L	49-64	Iowa City, IA
1/22/51	W	69-47	Minneapolis, MN
1/19/52	W	76-59	Iowa City, IA
1/17/53	L	58-65	Minneapolis, MN
3/2/53	W	81-79#	Iowa City, IA
1/16/54	L	55-59	Iowa City, IA
2/13/54	W	86-82#	Minneapolis, MN
1/8/55	L	80-81	Iowa City, IA
2/29/55	W	72-70	Minneapolis, MN
1/14/56	W	84-62	Iowa City, IA
2/25/56	W	83-73#	Minneapolis, MN
1/12/57	W	89-66	Iowa City, IA
2/25/57	L	81-102	Minneapolis, MN
1/25/58	W	73-71	Minneapolis, MN
2/7/59	W	69-65	Iowa City, IA
1/2/60	L	61-70	Minneapolis, MN
1/25/60	L	72-87	Iowa City, IA
1/7/61	W	71-46	Iowa City, IA
2/25/61	W	61-43	Minneapolis, MN
1/13/62	W	65-63	Iowa City, IA
1/12/63	L	58-83	Minneapolis, MN
2/8/64	L	71-76	Iowa City, IA
2/29/64	L	63-70	Minneapolis, MN
%12/30/64	W	76-74	Los Angeles, CA
3/2/65	L	70-78	Iowa City, IA
3/9/65	L	84-85#	Minneapolis, MN
2/15/66	W	96-87	Iowa City, IA

ALL-TIME SERIES RESULTS

IOWA BASKETBALL



2023 MEDIA GUIDE

2/21/67	L	86-88	Minneapolis, MN
1/20/68	W	82-70	Iowa City, IA
3/4/68	W	91-72	Minneapolis, MN
1/17/69	W	89-68	Iowa City, IA
3/4/69	L	65-71	Minneapolis, MN
2/3/70	W	90-77	Iowa City, IA
2/16/71	L	76-88	Minneapolis, MN
1/29/72	L	50-61	Iowa City, IA
2/5/72	L	52-53	Minneapolis, MN
1/6/73	W	65-62#	Iowa City, IA
3/5/73	W	79-77	Minneapolis, MN
1/5/74	W	66-55	Iowa City, IA
3/9/74	W	60-50	Minneapolis, MN
1/25/75	W	53-44	Iowa City, IA
2/22/75	L	67-68	Minneapolis, MN
1/10/76	W	71-68	Iowa City, IA
2/7/76	W	65-58	Iowa City, IA
1/8/77	W	Forfeit	Iowa City, IA
2/12/77	W	Forfeit	Minneapolis, MN
2/2/78	L	71-82	Minneapolis, MN
2/11/78	L	65-78	Iowa City, IA
1/27/79	W	81-64	Iowa City, IA
2/3/79	W	97-71	Minneapolis, MN
1/26/80	W	80-73	Iowa City, IA
2/2/80	W	73-63	Minneapolis, MN
1/24/81	L	48-60	Iowa City, IA
2/12/81	W	60-58#	Minneapolis, MN
1/14/82	L	56-61	Minneapolis, MN
2/27/82	L	55-57###	Iowa City, IA
1/20/83	W	68-52	Minneapolis, MN
2/27/83	L	69-71	Iowa City, IA
1/19/84	L	49-56	Iowa City, IA
2/25/84	W	62-50	Minneapolis, MN
1/12/85	L	57-65	Minneapolis, MN
2/6/85	W	70-65	Iowa City, IA
1/11/86	W	75-62	Iowa City, IA
2/9/86	L	60-65	Minneapolis, MN
1/10/87	W	78-57	Minneapolis, MN
2/7/87	W	78-47	Iowa City, IA
1/30/88	W	76-51	Iowa City, IA
2/20/88	W	107-86	Minneapolis, MN
1/14/89	L	78-80	Minneapolis, MN
2/18/89	W	99-61	Iowa City, IA
1/25/90	L	72-84	Minneapolis, MN
2/24/90	L	80-102	Iowa City, IA
1/12/91	L	77-79	Minneapolis, MN
2/14/91	W	82-69	Iowa City, IA
2/1/92	W	87-70	Iowa City, IA
2/25/92	W	79-64	Minneapolis, MN
1/13/93	W	84-77	Iowa City, IA
2/13/93	L	85-91	Minneapolis, MN
2/2/94	W	92-88	Iowa City, IA
3/5/94	L	96-107###	Minneapolis, MN
1/28/95	L	54-55	Iowa City, IA
2/15/95	W	74-70	Minneapolis, MN
1/6/96	W	92-63	Iowa City, IA
3/6/96	L	64-72	Minneapolis, MN
1/23/97	L	51-66	Minneapolis, MN
2/15/97	L	66-68	Iowa City, IA
1/18/98	W	82-69	Minneapolis, MN
2/12/98	L	71-73	Iowa City, IA
1/16/99	L	70-75	Minneapolis, MN
2/10/99	W	76-73	Iowa City, IA
1/12/00	L	82-85	Minneapolis, MN
2/27/00	W	71-59	Iowa City, IA
\$3/9/00	W	81-78	Chicago, IL
1/24/01	W	87-74	Minneapolis, MN
1/31/01	W	64-55	Iowa City, IA
2/9/02	L	78-86	Iowa City, IA
2/12/03	L	64-77	Minneapolis, MN
1/13/04	W	83-68	Minneapolis, MN
2/28/04	W	66-62	Iowa City, IA
1/15/05	W	66-60	Iowa City, IA
2/23/05	L	57-65	Minneapolis, MN
1/18/06	W	76-72###	Iowa City, IA
2/18/06	L	61-74	Minneapolis, MN
\$3/10/06	W	67-57	Indianapolis, IN
1/13/07	W	60-49	Iowa City, IA
2/7/07	W	91-78	Minneapolis, MN
2/9/08	L	50-63	Minneapolis, MN
1/8/09	L	49-52	Iowa City, IA
1/2/10	L	74-86	Iowa City, IA
3/7/10	L	53-88	Minneapolis, MN
1/16/11	L	59-69	Minneapolis, MN
2/13/11	L	45-62	Iowa City, IA
1/4/12	W	64-62	Minneapolis, MN
2/1/12	W	63-59	Iowa City, IA
2/3/13	L	59-62	Minneapolis, MN

2/17/13	W	72-51	Iowa City, IA
1/19/14	W	94-73	Iowa City, IA
2/25/14	L	89-95	Minneapolis, MN
1/13/15	W	77-75	Minneapolis, MN
2/12/15	L	59-64	Iowa City, IA
2/14/16	W	75-71	Iowa City, IA
2/8/17	L	89-101##	Minneapolis, MN
1/30/18	W	94-80	Iowa City, IA
2/21/18	L	82-86	Minneapolis, MN
1/27/19	L	87-92	Minneapolis, MN
12/9/19	W	72-52	Iowa City, IA
2/16/20	W	58-55	Minneapolis, MN
12/25/20	L	95-102#	Minneapolis, MN
1/10/21	W	86-71	Iowa City, IA
1/16/22	W	81-71	Minneapolis, MN
2/6/22	W	71-57	Iowa City, IA

Minnesota A.C. (Series tied, 1-1)

3/3/02	L	20-24	Minneapolis, MN
1/11/05	W	24-18	Minneapolis, MN

Minnesota-Duluth (Iowa leads, 1-0)

12/30/73	W	92-72	Iowa City, IA
----------	---	-------	---------------

Mississippi State (Iowa leads, 2-0)

%12/22/80	W	81-62	Dayton, OH
%12/5/92	W	69-54	Iowa City, IA

Mississippi Valley State (Iowa leads, 1-0)

12/1/92	W	100-69	Iowa City, IA
---------	---	--------	---------------

Missouri (Iowa leads, 10-7)

1/30/08	W	46-16	Iowa City, IA
2/16/10	W	20-6	Iowa City, IA
1/11/30	L	24-25	Iowa City, IA
2/2/51	W	63-53	Iowa City, IA
12/15/51	W	48-43	Columbia, MO
2/6/54	W	73-53	Iowa City, IA
12/11/54	L	94-97	Columbia, MO
*3/19/83	W	77-63	Louisville, KY
12/21/96	W	88-77	Iowa City, IA
1/24/98	L	79-80#	Columbia, MO
12/19/98	W	82-68	Iowa City, IA
12/18/99	L	61-72	Columbia, MO
12/16/00	W	99-94##	Iowa City, IA
%11/21/01	L	77-78	Kansas City, MO
12/15/01	W	83-65	Columbia, MO
1/4/03	L	82-88	Iowa City, IA
1/3/04	L	56-76	Columbia, MO

Missouri-St. Louis (Iowa leads, 1-0)

12/3/86	W	89-64	Iowa City, IA
---------	---	-------	---------------

Monmouth, IL (Iowa leads, 4-1)

3/10/30	L	23-29	Monmouth, IL
12/9/32	W	28-22	Iowa City, IA
12/9/38	W	37-34	Iowa City, IA
12/7/40	W	75-35	Iowa City, IA
12/18/43	W	54-29	Iowa City, IA

Monmouth, NJ (Iowa leads, 1-0)

12/30/89	W	55-46	Iowa City, IA
----------	---	-------	---------------

Montana State (Iowa leads, 2-0)

12/23/46	W	76-49	Iowa City, IA
%12/6/02	W	65-44	Iowa City, IA

Morehead State (Iowa leads, 3-0)

3/16/56	W	97-83	Iowa City, IA
11/28/84	W	89-46	Iowa City, IA
12/23/95	W	82-57	Iowa City, IA

Morgan State (Iowa leads, 1-0)

11/25/94	W	126-79	Iowa City, IA
----------	---	--------	---------------

Navy (Iowa leads, 2-0)

%12/3/82	W	76-65	Iowa City, IA
%12/4/87	W	91-61	Iowa City, IA

Nebraska (Iowa leads, 24-13)

1/21/07	L	17-27	Lincoln, NE
2/22/07	W	32-29	Iowa City, IA
3/7/08	W	39-26	Iowa City, IA
1/25/30	L	26-41	Lincoln, NE
12/19/31	W	34-29	Iowa City, IA
12/20/34	W	31-24	Lincoln, NE
12/30/41	L	34-41	Iowa City, IA
12/19/42	L	43-52	Iowa City, IA

12/10/43	W	50-33	Iowa City, IA
12/16/44	W	61-45	Lincoln, NE
12/17/45	W	61-35	Iowa City, IA
12/12/53	L	70-81	Lincoln, NE
12/6/54	W	84-61	Lincoln, NE
12/3/55	W	60-51	Iowa City, IA
12/3/56	L	43-67	Lincoln, NE
12/5/70	L	82-56	Lincoln, NE
12/21/71	W	86-77	Iowa City, IA
12/2/75	W	72-65	Iowa City, IA
11/27/76	W	71-57	Lincoln, NE
1/26/12	L	73-79	Iowa City, IA
2/29/12	W	62-53	Lincoln, NE
2/23/13	L	60-64	Lincoln, NE
3/9/13	W	74-60	Iowa City, IA
12/31/13	W	67-57	Iowa City, IA
1/5/15	W	70-59	Iowa City, IA
2/22/15	W	74-46	Lincoln, NE
1/5/16	W	77-66	Iowa City, IA
1/5/17	L	90-93##	Lincoln, NE
2/5/17	W	81-70	Iowa City, IA
1/27/18	L	84-98	Lincoln, NE
1/6/19	W	93-84	Iowa City, IA
3/10/19	L	91-93#	Lincoln, NE
1/7/20	L	70-76	Lincoln, NE
2/8/20	W	96-72	Iowa City, IA
3/4/21	W	102-64	Iowa City, IA
2/25/22	W	88-78	Lincoln, NE

Omaha (Iowa leads, 2-1)

11/30/81	W	71-58	Iowa City, IA
11/10/13	W	83-75	Iowa City, IA
12/3/16	L	89-98	Iowa City, IA

Nevada-Las Vegas (UNLV leads, 3-1)

%12/21/77	L	84-85	Las Vegas, NV
*3/22/87	L	81-84	Seattle, WA
*3/20/88	W	104-86	Los Angeles, CA
12/23/89	L	80-97	Las Vegas, NV

Nevada (Iowa leads, 3-0)

12/21/61	W	88-46	Iowa City, IA
12/13/71	W	87-85	Iowa City, IA
12/9/80	W	112-71	Iowa City, IA

New Mexico (New Mexico leads, 1-0)

%12/29/77	L	83-96	Albuquerque, NM
-----------	---	-------	-----------------

New York University (Iowa leads, 1-0)

%12/28/59	W	80-75	New York, NY
-----------	---	-------	--------------

North Carolina (Iowa leads, 4-1)

1/7/89	W	98-97	Chapel Hill, NC
12/9/90	W	87-74	Iowa City, IA
%11/24/04	L	92-106	Maui, HI
12/3/14	W	60-55	Chapel Hill, NC
12/8/20	W	93-80	Iowa City, IA

North Carolina A&T (Iowa leads, 1-0)

11/14/11	W	95-79	Iowa City, IA
----------	---	-------	---------------

North Carolina-Asheville (Iowa leads, 1-0)

11/23/03	W	107-80	Iowa City, IA
----------	---	--------	---------------

North Carolina-Charlotte (Iowa leads, 1-0)

1/27/73	W	72-49	Iowa City, IA
---------	---	-------	---------------

North Carolina Central (Iowa leads, 3-0)

11/28/09	W	73-63	Iowa City, IA
11/25/20	W	97-67	Iowa City, IA
11/16/21	W	86-69	Iowa City, IA

North Carolina-Greensboro (Iowa leads, 1-0)

%12/4/04	W	83-58	Iowa City, IA
----------	---	-------	---------------

North Carolina-Wilmington (Iowa leads, 1-0)

11/8/13	W	82-39	Iowa City, IA
---------	---	-------	---------------

North Carolina State (Series tied, 3-3)

%12/27/56	L	70-84	Chapel Hill, NC
*3/8/80	W	77-64	Greensboro, NC
*3/14/86	L	64-66	Minneapolis, MN
%11/29/86	W	90-89	Anchorage, AK
*3/19/89	L	96-102##	Providence, RI
11/30/05	W	45-42	Iowa City, IA



North Dakota (Iowa leads, 8-0)

12/8/23	W	22-11	Iowa City, IA
2/3/37	W	35-30	Iowa City, IA
1/6/41	W	43-23	Grand Forks, ND
12/13/47	W	58-47	Iowa City, IA
12/7/59	W	79-43	Iowa City, IA
12/21/64	W	106-65	Iowa City, IA
12/19/69	W	91-59	Iowa City, IA
12/20/16	W	84-73	Iowa City, IA

North Dakota State (Series tied, 1-1)

1/3/33	L	17-21	Iowa City, IA
11/17/14	W	87-56	Iowa City, IA

North Florida (Iowa leads, 2-0)

12/22/14	W	80-70	Iowa City, IA
11/21/19	W	83-68	Iowa City, IA

North Texas (Iowa leads, 1-0)

11/16/97	W	112-64	Iowa City, IA
----------	---	--------	---------------

Northeastern (Iowa leads, 1-0)

%11/30/86	W	103-80	Anchorage, AK
-----------	---	--------	---------------

Northern Colorado (Iowa leads, 1-0)

11/14/07	W	59-47	Iowa City, IA
----------	---	-------	---------------

Northern Illinois (Iowa leads, 9-0)

12/1/73	W	85-83	Iowa City, IA
12/1/79	W	86-43	Iowa City, IA
11/29/80	W	61-47	DeKalb, IL
11/28/81	W	84-66	Iowa City, IA
%12/6/03	W	65-57	Iowa City, IA
11/17/11	W	88-55	Iowa City, IA
11/26/14	W	70-49	Iowa City, IA
12/29/17	W	98-75	Iowa City, IA
12/13/20	W	106-53	Iowa City, IA

Northern Iowa (Iowa leads, 36-10)

1/13/06	W	51-9	Iowa City, IA
2/16/06	W	70-25	Cedar Falls, IA
12/13/06	W	73-16	Iowa City, IA
1/13/09	W	42-12	Iowa City, IA
2/19/09	W	49-9	Cedar Falls, IA
1/22/10	W	34-11	Cedar Falls, IA
2/14/11	W	43-17	Cedar Falls, IA
1/27/12	W	28-8	Iowa City, IA
2/29/12	W	21-16	Cedar Falls, IA
1/11/13	W	24-20	Iowa City, IA
3/6/13	L	15-21	Cedar Falls, IA
1/7/14	W	21-20	Iowa City, IA
2/11/14	W	27-14	Cedar Falls, IA
1/9/15	W	44-16	Iowa City, IA
12/15/16	W	33-15	Iowa City, IA
12/30/80	W	78-46	Iowa City, IA
12/30/81	W	86-52	Iowa City, IA
12/12/82	W	84-53	Iowa City, IA
12/6/88	W	95-76	Iowa City, IA
1/3/90	L	74-77	Cedar Falls, IA
12/4/90	W	72-68	Iowa City, IA
12/10/91	W	108-85	Cedar Falls, IA
12/8/92	W	64-44	Iowa City, IA
12/7/93	W	81-76	Cedar Falls, IA
12/7/94	W	80-48	Iowa City, IA
12/5/95	W	78-73	Cedar Falls, IA
12/10/96	W	72-63	Iowa City, IA
12/9/97	L	78-84	Cedar Falls, IA
11/19/98	W	83-67	Iowa City, IA
12/7/99	W	67-59	Cedar Falls, IA
12/5/00	W	74-42	Iowa City, IA
12/4/01	L	76-78	Cedar Falls, IA
12/10/02	W	63-54	Iowa City, IA
12/9/03	L	66-77	Cedar Falls, IA
12/7/04	W	76-73	Iowa City, IA
12/6/05	L	63-67#	Cedar Falls, IA
12/5/06	L	55-57	Iowa City, IA
12/5/07	W	62-55	Cedar Falls, IA
12/5/08	W	65-46	Iowa City, IA
12/8/09	L	50-67	Cedar Falls, IA
12/7/10	W	51-39	Iowa City, IA
12/6/11	L	60-80	Cedar Falls, IA
12/15/12	W	80-73	Des Moines, IA
12/20/14	L	44-56	Des Moines, IA
12/17/16	W	69-46	Des Moines, IA
12/15/18	W	77-54	Des Moines, IA

Northern Michigan (Iowa leads, 1-0)

12/4/68	W	99-69	Iowa City, IA
---------	---	-------	---------------

Northwestern (Iowa leads, 123-60)

3/11/05	L	23-24	Evanston, IL
2/19/10	W	18-11	Evanston, IL
3/5/10	W	35-6	Iowa City, IA
1/27/11	W	17-10	Iowa City, IA
2/18/11	W	27-18	Evanston, IL
1/16/13	L	12-29	Evanston, IL
3/1/13	L	11-19	Iowa City, IA
2/21/14	L	23-35	Iowa City, IA
3/7/14	L	23-41	Evanston, IL
1/13/15	L	15-26	Evanston, IL
3/6/15	L	16-25	Iowa City, IA
1/24/17	L	15-24	Evanston, IL
3/10/17	L	15-28	Iowa City, IA
1/18/19	W	29-28	Evanston, IL
3/8/19	W	28-12	Iowa City, IA
1/17/20	W	25-13	Evanston, IL
2/27/20	W	27-23	Iowa City, IA
3/14/21	W	33-17	Iowa City, IA
3/28/21	W	20-14	Evanston, IL
1/27/23	W	29-12	Iowa City, IA
2/10/23	W	28-11	Evanston, IL
2/7/25	W	35-20	Evanston, IL
3/7/25	W	26-15	Iowa City, IA
1/25/26	L	21-27	Evanston, IL
2/20/26	W	12-11	Iowa City, IA
1/9/28	L	33-37	Iowa City, IA
2/13/28	L	28-49	Evanston, IL
1/17/29	L	27-28	Evanston, IL
3/2/29	L	33-38	Iowa City, IA
2/21/31	L	30-40	Iowa City, IA
3/2/31	L	16-41	Evanston, IL
1/11/32	L	26-32	Iowa City, IA
2/13/32	W	30-25	Evanston, IL
1/6/34	W	41-28	Iowa City, IA
2/12/34	L	29-35	Evanston, IL
1/12/35	W	38-35	Evanston, IL
3/4/35	W	35-33	Iowa City, IA
1/9/37	W	33-26	Evanston, IL
2/8/37	W	39-29	Iowa City, IA
1/10/38	L	28-36	Iowa City, IA
2/21/38	W	26-25	Evanston, IL
2/4/39	L	25-27	Evanston, IL
2/27/39	W	41-26	Iowa City, IA
2/24/40	L	29-39	Evanston, IL
3/4/40	L	34-43	Iowa City, IA
1/20/41	W	52-41	Iowa City, IA
3/1/41	L	36-45	Evanston, IL
2/14/42	W	46-44	Evanston, IL
2/13/43	L	33-52	Evanston, IL
2/15/43	L	50-52	Evanston, IL
3/3/44	W	45-39	Iowa City, IA
3/4/44	L	41-42	Iowa City, IA
1/25/47	L	40-59	Evanston, IL
2/2/48	W	57-54#	Iowa City, IA
1/22/49	L	44-65	Evanston, IL
1/21/50	W	61-56	Iowa City, IA
1/13/51	L	70-73	Evanston, IL
2/5/51	W	73-55	Iowa City, IA
1/14/52	W	78-64	Iowa City, IA
3/1/52	W	77-68	Evanston, IL
1/19/53	W	69-68	Iowa City, IA
2/28/53	W	93-78	Evanston, IL
1/25/54	W	65-52	Iowa City, IA
1/22/55	L	73-93	Evanston, IL
2/11/56	W	70-65	Evanston, IL
2/27/56	W	86-68	Iowa City, IA
1/21/57	L	63-70	Evanston, IL
2/23/57	W	74-66	Iowa City, IA
1/13/58	L	80-82#	Iowa City, IA
2/24/58	W	86-78	Evanston, IL
1/3/59	L	77-80	Evanston, IL
1/24/59	L	96-99#	Iowa City, IA
1/9/60	W	73-59	Iowa City, IA
3/11/61	W	63-62	Evanston, IL
1/8/62	W	74-69	Iowa City, IA
1/20/62	W	72-60	Evanston, IL
2/9/63	W	66-55##	Evanston, IL
3/2/63	L	66-76	Iowa City, IA
2/24/64	L	76-98	Evanston, IL
2/6/65	W	78-72	Iowa City, IA
1/10/66	W	70-58	Iowa City, IA
2/12/66	L	73-81	Evanston, IL
1/21/67	L	88-90	Evanston, IL
2/14/67	W	80-75	Iowa City, IA
1/6/68	L	67-76	Evanston, IL
2/11/69	W	84-80#	Iowa City, IA
2/24/70	W	116-97	Iowa City, IA

3/7/70	W	115-101	Evanston, IL
1/30/71	W	87-85	Evanston, IL
3/2/71	W	78-64	Iowa City, IA
1/11/72	W	76-67	Iowa City, IA
2/19/73	W	94-83#	Evanston, IL
1/12/74	L	67-87	Evanston, IL
3/2/74	W	85-76	Iowa City, IA
1/2/75	W	75-73	Evanston, IL
3/3/75	W	65-58##	Iowa City, IA
1/19/76	L	92-99#	Evanston, IL
2/16/76	W	81-68	Iowa City, IA
1/22/77	W	76-74	Iowa City, IA
3/3/77	W	78-60	Evanston, IL
1/19/78	L	59-62	Evanston, IL
2/16/78	W	76-74	Iowa City, IA
1/4/79	W	65-57	Evanston, IL
3/3/79	W	95-64	Iowa City, IA
1/24/80	W	60-58	Iowa City, IA
2/16/80	W	76-65	Evanston, IL
2/5/81	W	76-65	Evanston, IL
2/14/81	W	82-64	Iowa City, IA
1/21/82	W	49-48	Evanston, IL
2/11/82	W	62-49	Iowa City, IA
1/13/83	W	66-57	Evanston, IL
3/3/83	W	63-50	Iowa City, IA
1/12/84	W	42-39	Iowa City, IA
3/1/84	W	57-48	Evanston, IL
1/24/85	W	66-47	Iowa City, IA
2/23/85	L	58-78	Evanston, IL
1/23/86	W	76-43	Evanston, IL
2/22/86	W	76-45	Iowa City, IA
1/3/87	W	80-44	Iowa City, IA
3/5/87	W	103-76	Evanston, IL
1/16/88	W	92-68	Iowa City, IA
2/24/88	W	91-74	Evanston, IL
2/2/89	W	102-84	Iowa City, IA
2/22/89	W	89-84	Evanston, IL
2/3/90	W	98-80	Iowa City, IA
2/22/90	L	66-72	Evanston, IL
2/2/91	W	82-66	Iowa City, IA
3/7/91	W	79-76	Evanston, IL
1/22/92	W	78-71	Evanston, IL
3/11/92	W	69-66	Iowa City, IA
2/20/93	W	75-63	Evanston, IL
3/8/93	W	56-50	Iowa City, IA
1/26/94	W	86-76	Evanston, IL
2/26/94	L	74-80	Iowa City, IA
2/9/95	W	116-77	Iowa City, IA
2/7/96	W	88-77	Evanston, IL
1/2/97	W	72-55	Iowa City, IA
3/8/97	W	75-59	Evanston, IL
1/3/98	W	91-57	Iowa City, IA
2/25/98	W	75-55	Evanston, IL
1/3/99	W	52-48	Evanston, IL
2/23/99	W	65-48	Iowa City, IA
1/5/00	W	58-52	Iowa City, IA
2/10/01	L	61-69	Evanston, IL
\$3/8/01	W	72-55	Chicago, IL
1/9/02	W	70-60	Iowa City, IA
1/19/02	L	50-63	Evanston, IL
1/8/03	W	68-63	Evanston, IL
3/8/03	W	77-61	Iowa City, IA
1/10/04	L	68-77	Iowa City, IA
3/3/04	L	49-51	Evanston, IL
1/26/05	L	74-75#	Evanston, IL
2/12/05	W	64-54	Iowa City, IA
2/8/06	L	48-51	Evanston, IL
2/15/07	W	66-58	Iowa City, IA
2/19/08	W	53-51	Iowa City, IA
3/4/08	W	67-62	Evanston, IL
2/7/09	W	56-51	Iowa City, IA
2/28/09	L	49-55	Evanston, IL
2/10/10	W	78-65	Iowa City, IA
2/25/10	L	57-74	Evanston, IL
1/12/11	L	71-90	Iowa City, IA
2/17/11	L	70-73	Evanston, IL
2/9/12	L	64-83	Evanston, IL
3/3/12	L	66-70	Iowa City, IA
1/13/13	W	70-50	Evanston, IL
2/9/13	W	71-57	Iowa City, IA
\$3/14/13	W	73-59	Chicago, IL
1/9/14	W	93-67	Iowa City, IA
1/25/14	W	76-50	Evanston, IL
\$3/13/14	L	62-67	Indianapolis, IN
2/15/15	L	61-66#	Evanston, IL
3/7/15	W	69-52	Iowa City, IA
1/31/16	W	85-71	Iowa City, IA
1/15/17	L	54-89	Evanston, IL

ALL-TIME SERIES RESULTS

IOWA BASKETBALL



2023 MEDIA GUIDE

2/25/18	W	77-70	Iowa City, IA
1/9/19	W	73-63	Evanston, IL
2/10/19	W	80-79	Iowa City, IA
1/14/20	W	75-62	Evanston, IL
12/29/20	W	87-72	Iowa City, IA
1/17/21	W	96-73	Evanston, IL
2/28/22	W	82-61	Iowa City, IA
\$3/10/22	W	112-76	Indianapolis, IN

Northwestern State (NSU leads, 1-0)

*3/17/06	L	63-64	Auburn Hills, MI
----------	---	-------	------------------

Notre Dame (Notre Dame leads, 10-6)

1/3/23	L	23-24	Iowa City, IA
12/18/25	L	16-17	South Bend, IN
12/20/26	L	18-19	Iowa City, IA
12/12/27	L	20-23	Iowa City, IA
12/23/29	L	19-32	South Bend, IN
3/14/31	W	23-17	Iowa City, IA
2/1/32	L	18-33	South Bend, IN
2/26/44	L	42-66	South Bend, IN
12/23/44	W	63-46	Iowa City, IA
12/19/49	W	64-62	South Bend, IN
12/18/50	W	63-60	Iowa City, IA
*3/14/70	W	121-106	Columbus, OH
&11/17/90	L	68-77	South Bend, IN
12/3/13	W	98-93	Iowa City, IA
%11/27/15	L	62-68	Orlando, FL
11/29/16	L	78-92	South Bend, IN

Oakland University (Iowa leads, 1-0)

%11/23/09	W	66-57	Iowa City, IA
-----------	---	-------	---------------

Ohio State (Iowa leads, 83-82)

2/8/15	L	16-17	Iowa City, IA
2/22/15	L	15-27	Columbus, OH
2/18/22	W	31-27	Iowa City, IA
3/6/22	W	34-18	Columbus, OH
1/20/23	W	46-21	Iowa City, IA
2/12/23	W	36-25	Columbus, OH
1/21/24	L	28-43	Columbus, OH
2/9/24	L	24-26	Iowa City, IA
1/23/26	L	21-35	Columbus, OH
3/3/26	W	18-17	Iowa City, IA
2/5/27	W	39-25	Iowa City, IA
3/5/27	L	28-30	Columbus, OH
1/5/29	W	34-26	Iowa City, IA
2/25/29	L	23-42	Columbus, OH
1/9/32	L	17-20	Columbus, OH
1/16/32	L	23-40	Iowa City, IA
2/20/33	L	23-38	Columbus, OH
2/25/33	W	37-29	Iowa City, IA
1/5/35	W	32-21	Iowa City, IA
2/9/35	L	24-42	Columbus, OH
1/13/36	W	25-23	Iowa City, IA
1/20/36	L	26-34	Columbus, OH
1/15/38	L	29-48	Columbus, OH
2/5/38	L	43-51	Iowa City, IA
2/18/39	L	40-53	Columbus, OH
2/12/40	W	43-33	Iowa City, IA
2/8/41	L	44-49	Columbus, OH
1/17/42	L	52-54	Columbus, OH
2/9/42	W	52-44	Iowa City, IA
2/27/43	W	43-41	Iowa City, IA
3/1/43	L	46-53	Iowa City, IA
2/11/44	L	49-63	Columbus, OH
2/12/44	L	42-56	Columbus, OH
1/11/47	W	61-35	Iowa City, IA
1/5/48	W	49-41	Columbus, OH
1/15/49	W	53-49	Iowa City, IA
1/23/50	L	54-68	Columbus, OH
2/10/51	W	83-71	Iowa City, IA
2/18/52	W	75-62	Columbus, OH
2/16/53	W	71-68	Columbus, OH
2/23/53	W	90-75	Iowa City, IA
2/15/54	L	69-77	Columbus, OH
3/1/54	W	84-71	Iowa City, IA
1/24/55	W	79-66	Columbus, OH
2/14/55	W	79-68	Iowa City, IA
1/9/56	W	88-73	Columbus, OH
1/5/57	L	60-72	Iowa City, IA
1/20/58	L	64-70	Columbus, OH
2/1/58	W	66-64	Iowa City, IA
1/26/59	L	72-86	Columbus, OH
2/21/59	W	91-79	Iowa City, IA
2/13/60	L	47-75	Columbus, OH
2/18/61	L	61-62	Iowa City, IA
2/5/62	L	63-89	Columbus, OH

2/26/62	L	62-72	Iowa City, IA
1/19/63	W	81-74	Iowa City, IA
2/23/63	L	70-83	Columbus, OH
2/17/64	L	82-99	Iowa City, IA
2/13/65	W	82-81	Columbus, OH
1/24/66	W	98-89	Iowa City, IA
2/9/66	W	86-80	Columbus, OH
2/11/67	W	73-72	Columbus, OH
3/4/67	W	90-56	Iowa City, IA
1/13/68	W	74-72#	Iowa City, IA
@3/12/68	L	81-85	West Lafayette, IN
2/22/69	L	81-88	Columbus, OH
2/21/70	W	97-89	Columbus, OH
3/3/70	W	113-92	Iowa City, IA
1/9/71	L	76-96	Iowa City, IA
2/23/71	L	71-80	Columbus, OH
2/1/72	L	77-82	Columbus, OH
2/8/72	W	80-67	Iowa City, IA
1/2/73	L	72-75	Columbus, OH
2/12/73	L	80-86	Iowa City, IA
2/16/74	W	69-67	Iowa City, IA
1/13/75	L	77-94	Columbus, OH
2/10/75	L	69-75	Iowa City, IA
1/24/76	W	78-67	Iowa City, IA
2/21/76	W	69-66	Columbus, OH
1/27/77	W	84-66	Iowa City, IA
2/14/77	W	74-70#	Columbus, OH
1/7/78	W	87-75	Columbus, OH
3/2/78	W	87-70	Iowa City, IA
1/11/79	L	67-72	Iowa City, IA
2/24/79	W	83-68	Columbus, OH
1/10/80	L	71-77	Iowa City, IA
2/23/80	L	69-70	Columbus, OH
1/8/81	L	56-58	Iowa City, IA
3/7/81	L	70-78	Columbus, OH
1/30/82	W	76-66	Iowa City, IA
2/6/82	W	69-65#	Columbus, OH
1/27/83	L	83-89##	Iowa City, IA
2/19/83	L	69-85	Columbus, OH
1/26/84	L	54-65	Columbus, OH
2/18/84	W	74-60	Iowa City, IA
2/2/85	W	67-58	Columbus, OH
2/28/85	W	87-82	Iowa City, IA
2/1/86	W	86-75	Iowa City, IA
2/26/86	L	74-81	Columbus, OH
1/24/87	L	76-80	Iowa City, IA
2/18/87	W	82-80	Columbus, OH
1/14/88	L	83-87	Columbus, OH
2/10/88	W	92-75	Iowa City, IA
1/19/89	L	91-102	Columbus, OH
2/13/89	W	83-73	Iowa City, IA
1/6/90	L	73-79	Iowa City, IA
2/8/90	L	80-98	Columbus, OH
1/3/91	L	59-63	Columbus, OH
3/10/91	W	80-69	Iowa City, IA
1/19/92	L	81-85	Columbus, OH
2/18/92	W	92-86	Iowa City, IA
1/9/93	L	81-92	Columbus, OH
2/16/93	W	68-54	Iowa City, IA
1/4/94	L	68-72	Columbus, OH
3/12/94	W	83-74	Iowa City, IA
1/25/95	W	81-66	Columbus, OH
2/18/95	W	85-66	Iowa City, IA
1/10/96	W	81-53	Iowa City, IA
3/2/96	W	73-64	Columbus, OH
1/15/97	W	76-62	Iowa City, IA
2/22/97	W	69-56	Columbus, OH
1/14/98	W	61-46	Columbus, OH
2/14/98	W	82-70	Iowa City, IA
1/12/99	W	71-68	Columbus, OH
2/13/99	L	69-73	Iowa City, IA
2/9/00	W	67-64	Columbus, OH
2/7/01	L	68-69	Iowa City, IA
\$3/9/01	W	75-66	Chicago, IL
1/5/02	L	62-72	Columbus, OH
2/16/02	L	66-72	Iowa City, IA
\$3/10/02	L	64-81	Indianapolis, IN
1/25/03	L	72-83	Iowa City, IA
2/25/03	W	71-64	Columbus, OH
\$3/13/03	L	64-66	Chicago, IL
1/24/04	W	79-65	Iowa City, IA
2/18/04	W	78-67	Columbus, OH
1/8/05	L	69-81	Columbus, OH
3/2/05	W	74-72	Iowa City, IA
1/28/06	W	67-62	Iowa City, IA
\$3/12/06	W	67-60	Indianapolis, IN
1/20/07	L	63-82	Columbus, OH
1/9/08	L	48-79	Columbus, OH

2/2/08	W	53-48	Iowa City, IA
12/31/08	L	65-68	Columbus, OH
3/3/09	L	58-60	Iowa City, IA
1/27/10	L	57-65	Iowa City, IA
2/7/10	L	58-68	Columbus, OH
1/4/11	L	68-73	Iowa City, IA
1/19/11	L	48-70	Columbus, OH
1/7/12	L	47-76	Iowa City, IA
1/22/13	L	63-72	Columbus, OH
1/12/14	W	84-74	Columbus, OH
2/4/14	L	69-76	Iowa City, IA
12/31/14	W	71-65	Columbus, OH
1/17/15	W	76-67	Iowa City, IA
2/28/16	L	64-68	Columbus, OH
1/28/17	W	85-72	Iowa City, IA
1/4/18	L	81-92	Iowa City, IA
2/10/18	L	64-82	Columbus, OH
1/12/19	W	72-62	Iowa City, IA
2/26/19	L	70-90	Columbus, OH
2/20/20	W	85-76	Iowa City, IA
2/4/21	L	85-89	Iowa City, IA
2/28/21	W	73-57	Columbus, OH
2/19/22	W	75-62	Iowa City, IA

Ohio University (Iowa leads, 5-1)

12/15/62	L	54-62	Iowa City, IA
%12/1/89	W	75-49	Iowa City, IA
&12/3/94	W	91-75	Iowa City, IA
&3/21/95	W	66-62	Iowa City, IA
%11/22/95	W	78-51	Anchorage, AK
%12/4/99	W	86-66	Iowa City, IA

Oklahoma (Iowa leads, 3-2)

12/20/51	W	59-46	Iowa City, IA
12/6/52	L	62-63	Norman, OK
12/8/58	L	57-80	Norman, OK
12/19/59	W	62-49	Iowa City, IA
*3/20/87	W	93-91	Seattle, WA

Oklahoma State (Iowa leads, 1-0)

1/3/30	W	26-21	Iowa City, IA
--------	---	-------	---------------

Omaha (Iowa leads, 1-0)

12/1/48	W	64-44	Iowa City, IA
---------	---	-------	---------------

Oral Roberts (Iowa leads, 2-0)

%12/3/87	W	126-94	Oklahoma City, OK
11/15/19	W	87-74	Iowa City, IA

Oregon (Iowa leads, 6-1)

12/28/49	W	81-54	Iowa City, IA
12/30/49	W	70-69#	Eugene, OR
12/28/51	W	86-72	Eugene, OR
12/26/52	W	86-57	Eugene, OR
%12/27/62	W	62-48	Pullman, WA
&3/18/12	L	97-108	Eugene, OR
%11/15/18	W	77-69	New York, NY

Oregon State (Oregon State leads, 5-2)

12/21/57	W	77-67#	Iowa City, IA
%12/29/58	L	71-72	Pullman, WA
%12/22/62	L	55-61	Lexington, KY
%12/29/62	L	57-64	Pullman, WA
%12/27/74	L	60-97	Pullman, WA
%12/3/83	W	56-45	Iowa City, IA
12/10/83	L	48-53	Corvallis, OR

Ottumwa (Ottumwa leads, 1-0)

12/30/13	L	17-41	Ottumwa, IA
----------	---	-------	-------------

Penn State (Iowa leads, 33-19)

*3/11/55	W	82-53	Evanston, IL
%12/26/61	W	67-48	Philadelphia, PA
2/22/93	W	74-58	State College, PA
2/24/93	W	58-38	Iowa City, IA
1/22/94	W	81-70	Iowa City, IA
2/23/94	L	80-89	State College, PA
2/4/95	L	64-74	State College, PA
&3/23/95	L	64-67	Iowa City, IA
2/3/96	L	87-95#	Iowa City, IA
1/4/97	W	69-57	State College, PA
3/5/97	W	81-55	Iowa City, IA
1/28/98	L	65-67	State College, PA
1/27/99	W	84-74	Iowa City, IA
1/15/00	L	61-73	State College, PA
3/4/00	W	86-83	Iowa City, IA
1/6/01	W	86-85	State College, PA
3/1/01	L	73-78	Iowa City, IA



\$3/10/01	W	94-74	Chicago, IL
2/2/02	W	81-64	Iowa City, IA
2/13/02	L	65-71	State College, PA
2/5/03	W	75-55	State College, PA
2/15/03	W	84-71	Iowa City, IA
1/31/04	W	77-58	Iowa City, IA
2/26/05	W	78-56	State College, PA
1/14/06	W	80-76	State College, PA
3/1/06	W	65-38	Iowa City, IA
2/24/07	W	79-63	Iowa City, IA
1/28/07	L	72-74	State College, PA
1/26/08	W	64-49	Iowa City, IA
2/27/08	L	64-65	State College, PA
1/24/09	L	59-63	State College, PA
3/7/09	W	75-67##	Iowa City, IA
1/16/10	W	67-64	Iowa City, IA
1/26/11	L	51-65	State College, PA
2/4/12	W	77-64	Iowa City, IA
2/16/12	L	64-69	State College, PA
1/31/13	W	76-67	Iowa City, IA
2/14/13	W	74-72	State College, PA
2/15/14	W	82-70	State College, PA
2/28/15	W	81-77#	State College, PA
\$3/12/15	L	58-67	Chicago, IL
2/3/16	W	73-49	Iowa City, IA
2/17/16	L	75-79	State College, PA
3/5/17	W	90-79	Iowa City, IA
12/2/17	L	73-77	Iowa City, IA
2/3/18	L	58-82	State College, PA
1/16/19	W	89-82	State College, PA
1/4/20	L	86-89	Philadelphia, PA
2/29/20	W	77-68	Iowa City, IA
2/21/21	W	74-68	Iowa City, IA
1/22/22	W	68-51	Iowa City, IA
1/31/22	L	86-90##	State College, PA

Pennsylvania (Iowa leads, 3-1)

12/17/55	L	75-87	Philadelphia, PA
%12/28/61	W	72-64	Philadelphia, PA
%12/29/79	W	87-84	San Diego, CA
11/22/13	W	86-55	Iowa City, IA

Pepperdine (Iowa leads, 3-0)

12/2/65	W	111-50	Iowa City, IA
%12/2/94	W	99-63	Iowa City, IA
11/24/14	W	72-61	Iowa City, IA

Pittsburgh (Pittsburgh leads, 5-3)

12/19/27	L	40-44#	Iowa City, IA
12/16/28	L	39-45	Pittsburgh, PA
12/16/29	L	21-29	Iowa City, IA
12/15/34	L	26-38	Iowa City, IA
12/14/35	L	22-32	Iowa City, IA
12/30/50	W	73-66	Pittsburgh, PA
%12/30/76	W	103-80	Albuquerque, NM
11/27/18	W	69-68	Iowa City, IA

Portland (Iowa leads, 1-0)

%12/28/87	W	84-65	Long Beach, CA
-----------	---	-------	----------------

Portland State (Iowa leads, 1-0)

11/26/21	W	85-51	Iowa City, IA
----------	---	-------	---------------

Prairie View A&M (Iowa leads, 1-0)

12/5/09	W	80-51	Iowa City, IA
---------	---	-------	---------------

Princeton (Iowa leads, 2-0)

1/3/48	W	52-40	Iowa City, IA
12/18/54	W	71-52	Princeton, NJ

Providence (Providence leads, 1-0)

12/19/65	L	70-71	Iowa City, IA
----------	---	-------	---------------

Puerto Rico-Mayaguez (Iowa leads, 1-0)

%12/21/97	W	96-37	San Juan, P. Rico
-----------	---	-------	-------------------

Purdue (Purdue leads, 94-78)

1/30/08	L	11-17	West Lafayette, IN
1/20/17	L	17-19##	West Lafayette, IN
1/28/18	W	33-19	Iowa City, IA
3/9/18	L	22-46	West Lafayette, IN
1/25/19	L	19-32	West Lafayette, IN
2/14/20	L	19-25	West Lafayette, IN
2/20/20	L	26-42	Iowa City, IA
2/19/21	W	20-15	Iowa City, IA
3/5/21	L	19-21	West Lafayette, IN
1/21/22	L	22-36	Iowa City, IA
1/28/22	L	26-27	West Lafayette, IN

1/12/24	W	36-26	Iowa City, IA
3/3/24	W	40-31	West Lafayette, IN
1/9/25	W	35-19	Iowa City, IA
2/14/25	L	23-35	West Lafayette, IN
1/10/27	W	39-25	West Lafayette, IN
2/19/27	W	33-28	Iowa City, IA
1/21/28	L	28-46	Iowa City, IA
3/5/28	L	20-44	West Lafayette, IN
1/12/31	W	25-23	Iowa City, IA
3/7/31	L	19-39	West Lafayette, IN
1/14/33	W	35-33	West Lafayette, IN
2/11/33	W	34-30	Iowa City, IA
2/10/34	W	38-36	West Lafayette, IN
2/17/34	L	33-45	Iowa City, IA
2/8/36	L	38-39	Iowa City, IA
2/29/36	L	38-54	West Lafayette, IN
1/11/37	L	31-35	Iowa City, IA
2/13/37	L	29-54	West Lafayette, IN
1/14/39	W	49-41	Iowa City, IA
2/26/40	L	29-50	West Lafayette, IN
2/24/41	L	49-52##	Iowa City, IA
2/7/42	L	44-45	West Lafayette, IN
2/28/42	W	42-36	Iowa City, IA
2/20/43	L	35-49	West Lafayette, IN
2/18/44	W	46-43	Iowa City, IA
1/13/45	W	61-34	Iowa City, IA
2/12/45	W	48-43	West Lafayette, IN
1/19/46	W	49-43	West Lafayette, IN
2/9/46	W	43-41	Iowa City, IA
1/20/47	L	46-52	West Lafayette, IN
3/1/47	W	51-48	Iowa City, IA
1/10/48	W	60-49	Iowa City, IA
2/7/48	W	41-33	West Lafayette, IN
1/8/49	L	53-73	Iowa City, IA
2/7/49	L	46-54	West Lafayette, IN
1/16/50	L	55-64	West Lafayette, IN
2/4/50	W	66-60	Iowa City, IA
1/6/51	W	73-63	Iowa City, IA
2/16/52	W	90-67	West Lafayette, IN
1/24/53	L	58-69	West Lafayette, IN
3/7/53	W	65-56	Iowa City, IA
1/23/54	W	70-62	West Lafayette, IN
2/5/55	W	76-67	Iowa City, IA
1/23/56	W	67-63	West Lafayette, IN
2/13/56	W	88-75	Iowa City, IA
2/9/57	W	74-67	Iowa City, IA
3/4/57	L	63-72	West Lafayette, IN
3/3/58	L	59-65	West Lafayette, IN
2/23/59	W	66-62	Iowa City, IA
1/16/60	W	63-54	Iowa City, IA
2/22/60	W	78-68	West Lafayette, IN
1/21/61	L	41-47	West Lafayette, IN
2/27/61	W	73-62	Iowa City, IA
2/12/62	L	75-82	West Lafayette, IN
2/16/63	W	73-64	Iowa City, IA
1/18/64	L	75-90	West Lafayette, IN
3/2/64	W	81-74	Iowa City, IA
2/20/65	W	111-85	Iowa City, IA
2/27/65	L	68-76	West Lafayette, IN
2/7/66	L	58-66	West Lafayette, IN
2/27/67	L	75-78	Iowa City, IA
2/7/68	W	94-87	Iowa City, IA
2/20/68	L	73-86	West Lafayette, IN
2/4/69	L	87-99	West Lafayette, IN
2/28/69	L	85-97	Iowa City, IA
1/3/70	W	94-88	Iowa City, IA
2/28/70	W	108-107	West Lafayette, IN
2/20/71	L	85-87	Iowa City, IA
3/13/71	L	84-110	West Lafayette, IN
3/4/72	L	85-87	Iowa City, IA
2/24/73	L	66-74	West Lafayette, IN
2/11/74	W	112-111###	Iowa City, IA
2/18/74	L	78-99	West Lafayette, IN
1/6/75	L	54-63	Iowa City, IA
2/3/75	L	72-107	West Lafayette, IN
2/2/76	L	76-91	West Lafayette, IN
3/3/76	L	78-94	Iowa City, IA
1/13/77	L	76-87	West Lafayette, IN
2/26/77	L	70-81	Iowa City, IA
1/14/78	W	66-60	Iowa City, IA
2/23/78	L	69-82	West Lafayette, IN
1/18/79	W	56-46	West Lafayette, IN
2/15/79	W	75-72	Iowa City, IA
1/31/80	L	56-70	West Lafayette, IN
2/9/80	W	74-59	Iowa City, IA
*3/24/80	L	58-75	Indianapolis, IN
1/29/81	W	84-67	Iowa City, IA
2/21/81	W	67-62	West Lafayette, IN

1/7/82	W	62-40	Iowa City, IA
3/6/82	L	65-66	West Lafayette, IN
2/5/83	L	57-60	West Lafayette, IN
2/10/83	W	55-46	Iowa City, IA
2/4/84	L	46-48	Iowa City, IA
2/9/84	L	58-79	West Lafayette, IN
1/3/85	W	75-63	Iowa City, IA
3/9/85	L	54-60	West Lafayette, IN
1/2/86	L	73-76#	West Lafayette, IN
3/8/86	W	77-64	Iowa City, IA
1/19/87	W	70-67	West Lafayette, IN
2/12/87	L	73-80	Iowa City, IA
1/9/88	L	79-80	West Lafayette, IN
2/15/88	L	66-73	Iowa City, IA
1/21/89	W	67-66	West Lafayette, IN
2/26/89	W	84-67	Iowa City, IA
1/27/90	L	59-80	West Lafayette, IN
2/28/90	W	64-63	Iowa City, IA
1/31/91	W	78-69	West Lafayette, IN
3/2/91	L	65-70	Iowa City, IA
1/11/92	L	69-77#	West Lafayette, IN
2/15/92	W	80-68	Iowa City, IA
3/6/93	L	58-69	West Lafayette, IN
2/6/94	L	78-87	Iowa City, IA
1/14/95	L	83-84	Iowa City, IA
3/1/95	L	85-92	West Lafayette, IN
1/3/96	L	61-85+	West Lafayette, IN
3/9/96	W	56-52	Iowa City, IA
1/7/97	W	59-56	West Lafayette, IN
3/1/97	W	84-62	Iowa City, IA
2/18/98	W	88-69	Iowa City, IA
2/4/99	L	75-90	West Lafayette, IN
2/5/00	L	58-84	Iowa City, IA
2/16/00	L	59-67	West Lafayette, IN
1/13/01	W	83-73	West Lafayette, IN
2/21/01	W	78-72#	Iowa City, IA
1/26/02	L	68-73	West Lafayette, IN
\$3/7/02	W	87-72	Indianapolis, IN
2/1/03	L	77-80#	Iowa City, IA
1/7/04	W	71-61	Iowa City, IA
3/6/04	W	63-62	West Lafayette, IN
1/22/05	W	71-57	Iowa City, IA
2/16/05	L	63-66	West Lafayette, IN
\$3/10/05	W	71-52	Chicago, IL
2/1/06	W	77-68	West Lafayette, IN
2/21/07	W	78-59	Iowa City, IA
\$3/9/07	L	55-74	Chicago, IL
1/16/08	L	62-67	Iowa City, IA
1/30/08	L	50-51	West Lafayette, IN
1/18/09	L	53-75	West Lafayette, IN
2/14/09	L	45-49	Iowa City, IA
12/29/09	L	56-67	Iowa City, IA
2/13/10	L	40-63	West Lafayette, IN
1/9/11	L	52-75	West Lafayette, IN
3/5/11	W	67-65	Iowa City, IA
12/28/11	L	76-79	Iowa City, IA
1/17/12	L	68-75	West Lafayette, IN
1/27/13	L	62-65#	West Lafayette, IN
2/27/13	W	58-48	Iowa City, IA
3/2/14	W	83-76	Iowa City, IA
1/24/15	L	63-67	West Lafayette, IN
1/2/16	W	70-63	West Lafayette, IN
1/24/16	W	83-71	Iowa City, IA
12/28/16	L	67-89	West Lafayette, IN
1/12/17	W	83-78	Iowa City, IA
1/20/18	L	64-87	Iowa City, IA
1/3/19	L	70-86	West Lafayette, IN
2/5/20	L	68-104	West Lafayette, IN
3/3/20	L	68-77	Iowa City, IA
12/22/20	W	70-55	Iowa City, IA
12/3/21	L	70-77	West Lafayette, IN
1/27/22	L	73-83	Iowa City, IA
\$3/13/22	W	75-66	Indianapolis, IN

Regis (Iowa leads, 1-0)

1/31/48	W	76-48	Iowa City, IA
---------	---	-------	---------------

Rider (Iowa leads, 1-0)

12/22/87	W	104-71	Iowa City, IA
----------	---	--------	---------------

Rice (Iowa leads, 1-0)

%12/5/98	W	81-52	Iowa City, IA
----------	---	-------	---------------

Ripon (Iowa leads, 1-0)

1/2/43	W	69-38	Iowa City, IA
--------	---	-------	---------------

Robert Morris (Iowa leads, 1-0)

12/22/06	W	73-51	Iowa City, IA
----------	---	-------	---------------

ALL-TIME SERIES RESULTS

IOWA BASKETBALL



2023 MEDIA GUIDE

Rockford (Iowa leads, 1-0)
12/29/20 W 33-16 Rockford, IL

Rutgers (Iowa leads, 10-3)
*3/17/89 W 87-73 Providence, RI
2/19/15 W 81-47 Iowa City, IA
1/21/16 W 90-76 Piscataway, NJ
1/8/17 W 68-62 Iowa City, IA
1/31/17 W 83-63 Piscataway, NJ
1/17/18 L 64-80 Piscataway, NJ
2/16/19 W 71-69 Piscataway, NJ
3/2/19 L 72-86 Iowa City, IA
1/22/20 W 85-80 Iowa City, IA
1/2/21 W 77-75 Piscataway, NJ
2/10/21 W 79-66 Iowa City, IA
1/19/22 L 46-48 Piscataway, NJ
\$3/11/22 W 84-74 Indianapolis, IN

Sacred Heart (Iowa leads, 1-0)
2/13/12 W 14-12 Prairie du Chien, WI

St. Ambrose (Iowa leads, 2-0)
1/30/33 W 44-24 Davenport, IA
1/27/34 W 39-18 Davenport, IA

St. Bonaventure (Iowa leads, 1-0)
%12/23/98 W 81-67 San Juan, P. Rico

St. Francis, PA (Iowa leads, 1-0)
12/9/69 W 81-68 Iowa City, IA

St. John's, NY (Series tied, 1-1)
%12/26/59 W 91-84 New York, NY
%12/26/70 L 55-57 Honolulu, HI

St. Mary's (Iowa leads, 3-0)
12/19/46 W 44-41 Iowa City, IA
12/30/48 W 46-43 Iowa City, IA
12/13/55 W 68-49 Iowa City, IA

St. Joseph's (St. Joseph's leads, 2-0)
2/12/12 L 9-11 Dubuque, IA
%12/29/86 L 56-60 Pullman, WA

Saint Louis (Iowa leads, 11-7)
12/7/26 W 35-19 Iowa City, IA
12/4/27 W 43-13 Iowa City, IA
2/17/30 L 25-32 St. Louis, MO
2/25/30 L 24-31 Iowa City, IA
12/8/30 L 14-26 Iowa City, IA
3/6/33 W 52-20 St. Louis, MO
12/31/38 W 47-37 Iowa City, IA
1/1/46 W 51-40 Iowa City, IA
12/10/60 L 55-61 Iowa City, IA
12/16/61 L 61-79 St. Louis, MO
12/10/62 L 58-65 St. Louis, MO
12/9/63 W 79-77 Iowa City, IA
%12/30/67 W 80-77 Los Angeles, CA
%12/24/88 W 83-80 Chaminade, HI
%12/30/00 W 68-56 Honolulu, HI
\$3/17/04 L 69-70 St. Charles, MO
12/31/04 W 67-58 Iowa City, IA
12/30/05 W 60-50 St. Louis, MO

San Diego State (San Diego State leads, 1-0)
%11/29/19 L 73-83 Las Vegas, NV

San Francisco (San Francisco leads, 1-0)
*3/23/56 L 71-83 Evanston, IL

San Jose State (San Jose State leads, 1-0)
12/21/75 L 103-105### Iowa City, IA

Santa Clara (Iowa leads, 1-0)
*3/13/87 W 99-76 Tucson, AZ

Savannah State (Iowa leads, 2-0)
11/13/16 W 116-84 Iowa City, IA
12/22/18 W 110-64 Iowa City, IA

Seton Hall (Series tied, 1-1)
%12/29/82 W 85-63 Rochester, NY
11/17/16 L 83-91 Iowa City, IA

Simpson (Simpson leads, 1-0)
1/3/13 L 14-24 Knoxville, IA

South Alabama (Iowa leads, 1-0)
%12/4/99 W 82-58 Iowa City, IA

South Carolina (Iowa leads, 3-0)
1/22/72 W 91-85 Chicago, IL
1/2/82 W 57-47 Columbia, SC
12/22/84 W 88-78 Iowa City, IA

South Carolina State (Iowa leads, 2-0)
12/21/09 W 82-69 Iowa City, IA
12/19/12 W 90-46 Iowa City, IA

Southeast Missouri State (Iowa leads, 1-0)
%11/25/08 W 75-41 Iowa City, IA

Southeastern Louisiana (Iowa leads, 2-0)
12/29/07 W 57-50 Iowa City, IA
12/21/21 W 93-62 Iowa City, IA

South Dakota (Iowa leads, 12-0)
12/8/29 W 37-17 Iowa City, IA
1/2/34 W 42-32 Iowa City, IA
12/14/36 W 44-23 Iowa City, IA
1/31/38 W 35-34 Iowa City, IA
1/30/39 W 35-30 Iowa City, IA
12/3/45 W 91-26 Iowa City, IA
12/16/46 W 53-25 Iowa City, IA
12/6/47 W 66-30 Iowa City, IA
12/2/63 W 85-66 Iowa City, IA
12/1/64 W 93-68 Iowa City, IA
12/4/12 W 87-63 Iowa City, IA
\$3/15/17 W 87-75 Iowa City, IA

South Dakota State (Iowa leads, 7-3)
1/7/30 L 20-30 Iowa City, IA
1/29/40 W 24-23 Iowa City, IA
12/10/42 W 52-46 Iowa City, IA
12/11/44 W 87-37 Iowa City, IA
12/11/45 W 71-33 Iowa City, IA
12/2/46 W 73-32 Iowa City, IA
12/1/60 W 77-75 Iowa City, IA
12/11/62 W 69-52 Iowa City, IA
11/14/10 L 69-79 Iowa City, IA
%11/21/17 L 72-80 Cayman Islands

South Florida (South Florida leads, 1-0)
%12/28/92 L 78-85 Tampa, FL

Southern (Iowa leads, 2-0)
12/10/17 W 91-60 Iowa City, IA
11/27/20 W 103-76 Iowa City, IA

Southern California (Iowa leads, 5-2)
12/18/53 W 66-57 Iowa City, IA
12/31/53 L 60-70 Los Angeles, CA
%12/29/60 W 70-62 Los Angeles, CA
%12/28/64 W 71-65 Los Angeles, CA
%12/30/75 L 73-81 Honolulu, HI
12/11/82 W 66-55 Iowa City, IA
%12/29/83 W 62-61 Los Angeles, CA

Southern Illinois (Iowa leads, 3-1)
12/6/65 W 69-58 Iowa City, IA
12/6/69 L 67-73 Carbondale, IL
12/4/67 W 61-49 Iowa City, IA
%12/22/93 W 90-70 San Juan, P. Rico

Southern Utah (Iowa leads, 1-0)
12/19 W 92-64 Iowa City, IA

SIUE (Iowa leads, 2-0)
11/26/10 W 111-50 Iowa City, IA
11/8/19 W 87-60 Iowa City, IA

Southern Methodist (Iowa leads, 5-1)
12/9/55 W 80-62 Iowa City, IA
12/3/57 W 66-60 Iowa City, IA
12/6/58 L 55-65 Dallas, TX
12/5/59 W 89-58 Iowa City, IA
12/12/63 W 73-70 Iowa City, IA
%12/1/01 W 86-69 Iowa City, IA

Southern Mississippi (Iowa leads, 2-0)
%12/22/97 W 82-58 San Juan, P. Rico
%12/7/02 W 65-63 Iowa City, IA

Southwest Texas State (Iowa leads, 1-0)
12/30/88 W 96-77 Iowa City, IA

Stanford (Iowa leads, 5-3)
12/29/34 W 38-28 Iowa City, IA
12/30/54 W 73-46 Iowa City, IA
12/29/55 L 52-54 Palo Alto, CA
12/23/66 W 77-74 Iowa City, IA
12/23/67 L 86-87 Palo Alto, CA
%12/30/78 W 83-68 San Diego, CA
%11/27/87 W 78-75 Maui, HI
%11/12/99 L 58-72 New York, NY

Stetson (Iowa leads, 1-0)
12/5/16 W 95-68 Iowa City, IA

Stony Brook (Iowa leads, 1-0)
\$3/22/13 W 75-63 Iowa City, IA

Syracuse (Iowa leads, 3-1)
%12/30/57 W 58-52 Buffalo, NY
*3/14/80 W 88-77 Philadelphia, PA
%11/21/14 L 63-66 New York, NY
12/3/19 W 68-54 Syracuse, NY

Tampa (Iowa leads, 1-0)
%12/17/85 W 54-45 Pullman, WA

Temple (Iowa leads, 3-0)
*3/22/56 W 83-76 Evanston, IL
\$11/15/90 W 73-71 Iowa City, IA
*3/18/16 W 72-70# Brooklyn, NY

Tennessee (Tennessee leads, 3-2)
%12/28/67 W 64-59 Los Angeles, CA
%12/20/77 W 92-86 Las Vegas, NV
%12/29/00 L 68-80 Honolulu, HI
*3/19/14 L 65-78# Dayton, OH
*3/24/19 L 77-83# Columbus, OH

Tennessee-Chattanooga (Iowa leads, 1-0)
%12/1/01 W 79-60 Iowa City, IA

Tennessee State (Iowa leads, 2-0)
11/30/02 W 84-51 Iowa City, IA
1/12/10 W 67-62 Iowa City, IA

Tennessee Tech (Iowa leads, 2-0)
1/24/70 W 96-68 Iowa City, IA
12/22/15 W 85-63 Iowa City, IA

Texas (Texas leads, 3-2)
*3/19/92 W 98-92 Greensboro, NC
%11/23/04 W 82-80 Maui, HI
%11/22/05 L 59-68 Kansas City, MO
%11/23/09 L 60-85 Kansas City, MO
%11/20/14 L 57-71 New York, NY

Texas A&M-Corpus Christi (Iowa leads, 1-0)
12/1/12 W 88-59 Iowa City, IA

TCU (Iowa leads, 2-1)
12/31/46 W 61-37 Iowa City, IA
12/22/48 W 47-46# Iowa City, IA
\$3/19/17 L 92-94# Iowa City, IA

Texas-Rio Grande Valley (Iowa leads, 5-0)
12/21/87 W 110-64 Iowa City, IA
12/4/92 W 85-29 Iowa City, IA
%12/1/06 W 62-46 Iowa City, IA
11/9/12 W 86-55 Iowa City, IA
11/20/16 W 95-67 Iowa City, IA

Texas-San Antonio (Iowa leads, 2-1)
11/26/05 W 79-46 Iowa City, IA
%11/17/08 W 73-67 Iowa City, IA
%11/15/09 L 50-62 Iowa City, IA

Texas Southern (Iowa leads, 5-0)
11/24/90 W 80-64 Iowa City, IA
12/28/92 W 91-70 Iowa City, IA
12/16/95 W 110-67 Iowa City, IA
%12/3/99 W 73-51 Iowa City, IA
12/23/06 W 90-63 Iowa City, IA

Texas Tech (Iowa leads, 5-1)
12/13/58 W 75-73 Iowa City, IA
12/12/59 W 76-66 Lubbock, TX
%12/8/85 W 58-48 Iowa City, IA
12/22/03 L 59-65 Dallas, TX
12/21/04 W 83-53 Chicago, IL
%11/28/19 W 72-61 Las Vegas, NV



Toledo (Toledo leads, 3-1)

12/21/37	L	39-59	Toledo, OH
1/1/40	L	30-54	Toledo, OH
*3/10/79	L	72-74	Bloomington, IN
%11/17/06	W	78-65	St. Thomas, VI

Tulsa (Iowa leads, 2-0)

%12/2/00	W	66-65	Iowa City, IA
12/28/02	W	73-67	Tulsa, OK

UCLA (Iowa leads, 5-3)

12/23/50	W	80-63	Iowa City, IA
12/30/53	W	65-50	Los Angeles, CA
12/30/60	W	71-65	Los Angeles, CA
1/29/64	W	87-82	Chicago, IL
12/4/71	L	72-106	Los Angeles, CA
1/17/74	L	44-66	Los Angeles, CA
2/18/82	L	66-75	Los Angeles, CA
12/22/90	W	88-71	Iowa City, IA

UMKC (Iowa leads, 3-0)

12/5/15	W	95-75	Iowa City, IA
11/8/19	W	77-63	Iowa City, IA
11/12/21	W	89-57	Iowa City, IA

U.S. International (Iowa leads, 1-0)

12/20/75	W	67-52	Iowa City, IA
----------	---	-------	---------------

Upper Iowa (Iowa leads, 4-0)

12/14/01	W	42-13	Iowa City, IA
1/15/02	W	27-26	Fayette, IA
1908	W	42-25	Fayette, IA
1/2/22	W	32-15	Iowa City, IA

Utah (Utah leads, 1-0)

%12/29/64	L	88-92	Los Angeles, CA
-----------	---	-------	-----------------

Utah State (Iowa leads, 3-1)

1/2/50	W	62-58	Iowa City, IA
*3/17/83	W	64-59	Louisville, KY
%11/24/07	L	62-75	South Padre Island, TX
12/18/21	W	94-75	Sioux Falls, SD

UTEP (Iowa leads, 3-2)

%12/30/65	L	68-86	El Paso, TX
12/18/67	W	59-53	Iowa City, IA
12/7/71	L	57-65	El Paso, TX
*3/15/87	W	84-82	Tucson, AZ
%11/29/13	W	89-53	Bahamas

Valparaiso (Iowa leads, 2-0)

&3/17/03	W	62-60	Iowa City, IA
%12/3/06	W	72-59	Iowa City, IA

Villanova (Villanova leads, 5-1)

%12/30/61	L	56-69	Philadelphia, PA
*3/25/83	L	54-55	Kansas City, MO
%11/29/87	W	97-74	Maui, HI
%11/20/06	L	60-89	St. Thomas, VI
%11/30/13	L	83-88#	Bahamas
*3/20/16	L	68-87	Brooklyn, NY

Virginia (Iowa leads, 3-1)

*3/13/97	W	73-60	Salt Lake City, UT
&3/27/13	W	75-64	Charlottesville, VA
%11/25/16	L	41-74	Niceville, FL
11/29/21	W	75-74	Charlottesville, VA

VCU (Iowa leads, 2-0)

11/30/74	W	95-80	Iowa City, IA
*3/6/80	W	86-72	Greensboro, NC

Virginia Tech (Tech leads, 4-0)

11/29/06	L	65-69	Blacksburg, VA
12/1/09	L	64-70	Iowa City, IA
11/27/12	L	79-95	Blacksburg, VA
11/28/17	L	55-79	Blacksburg, VA

Wabash (Series tied, 2-2)

12/13/24	L	24-28	Iowa City, IA
12/12/25	W	38-26	Iowa City, IA
1927	L	13-28	Iowa City, IA
12/13/40	W	42-22	Iowa City, IA

Wake Forest (Wake Forest leads, 4-0)

%12/28/74	L	71-92	Portland, OR
*3/21/93	L	78-84	Nashville, TN
11/26/07	L	47-56	Iowa City, IA
11/30/10	L	73-76	Winston-Salem, NC

Washington (Washington leads, 3-2)

12/27/55	L	71-76	Seattle, WA
12/20/58	L	68-81	Iowa City, IA
12/15/65	W	99-70	Iowa City, IA
12/2/66	W	66-50	Seattle, WA
12/3/66	L	65-76	Seattle, WA

Washington, MO (Iowa leads, 9-1)

1928	W	22-18	Iowa City, IA
12/19/36	W	42-45	St. Louis, MO
12/13/37	W	41-34	Iowa City, IA
12/12/38	W	42-26	Iowa City, IA
12/13/41	W	52-31	Iowa City, IA
12/20/47	W	44-41	St. Louis, MO
12/17/51	W	60-53	St. Louis, MO
12/5/53	W	51-45	Iowa City, IA
12/1/54	W	80-61	Iowa City, IA
2/4/57	L	54-62	St. Louis, MO

Washington State (Iowa leads, 1-0)

%12/30/63	W	74-66	Pullman, WA
-----------	---	-------	-------------

Wayne State (Wayne State leads, 1-0)

12/16/39	L	30-34	Detroit, MI
----------	---	-------	-------------

Weber State (Iowa leads, 1-0)

%12/6/97	W	81-56	Iowa City, IA
----------	---	-------	---------------

West Virginia (Series tied, 1-1)

%12/29/56	W	79-76	Chapel Hill, NC
%11/28/08	L	68-87	Las Vegas, NV

West College (Iowa leads, 2-0)

1/24/02	W	24-7	Toledo, IA
1903	W	24-14	Iowa City, IA

Western Carolina (Iowa leads, 3-0)

12/20/94	W	85-60	Iowa City, IA
12/18/04	W	88-75	Iowa City, IA
12/18/18	W	78-60	Iowa City, IA

Western Illinois (Iowa leads, 11-0)

12/15/43	W	82-34	Iowa City, IA
12/9/44	W	101-23	Iowa City, IA
11/26/91	W	95-58	Iowa City, IA
12/20/95	W	93-41	Iowa City, IA
11/22/96	W	81-66	Moline, IL
11/15/98	W	74-63	Moline, IL
11/19/04	W	85-62	Iowa City, IA
12/27/08	W	58-43	Iowa City, IA
12/7/15	W	90-56	Iowa City, IA
12/3/20	W	99-58	Iowa City, IA
12/29/21	W	92-71	Iowa City, IA

Western Kentucky (Iowa leads, 1-0)

%11/20/12	W	63-55	Cancun, Mexico
-----------	---	-------	----------------

Western Michigan (Iowa leads, 3-2)

12/21/35	L	35-48	Kalamazoo, MI
12/22/41	W	49-48	Kalamazoo, MI
12/9/50	L	49-58	Kalamazoo, MI
12/1/51	W	72-68	Iowa City, IA
11/22/21	W	109-61	Iowa City, IA

Western Reserve (Iowa leads, 2-0)

1/3/48	W	61-54	Iowa City, IA
12/17/49	W	97-57	Cleveland, OH

Wichita State (Series tied, 5-5)

2/4/56	W	98-86	Iowa City, IA
12/16/57	L	78-81	Wichita, KS
12/28/66	W	94-76	Iowa City, IA
12/12/68	L	88-93	Wichita, KS
11/28/78	W	91-67	Iowa City, IA
11/21/79	W	81-62	Wichita, KS
*3/15/81	L	56-60	Wichita, KS
%11/24/09	L	57-74	Kansas City, MO
%11/21/12	L	63-75	Cancun, Mexico
%11/29/15	W	84-61	Orlando, FL

Wilton (Iowa leads, 2-0)

2/1/02	W	66-4	Wilton Junction
1/24/03	W	68-7	Iowa City, IA

Wisconsin-Eau Claire (Iowa leads, 1-0)

1/3/81	W	86-62	Iowa City, IA
--------	---	-------	---------------

Wisconsin (Iowa leads, 86-85, includes UW forfeit in '83)

3/1/09	L	9-30	Madison, WI
1/5/12	L	12-38	Iowa City, IA
2/14/12	L	5-30	Madison, WI
1/10/16	L	31-36#	Iowa City, IA
2/28/16	L	19-38	Madison, WI
1/8/18	L	22-36	Iowa City, IA
1/21/18	L	19-34	Madison, WI
2/10/19	L	19-28	Madison, WI
3/11/19	W	29-27	Iowa City, IA
1/5/20	L	18-35	Iowa City, IA
1/19/20	W	21-20	Madison, WI
1/7/22	L	15-18	Iowa City, IA
2/13/22	W	24-18	Madison, WI
3/8/24	W	22-19	Iowa City, IA
3/11/24	L	26-36	Madison, WI
2/16/25	L	15-16	Iowa City, IA
3/3/25	L	23-25	Madison, WI
2/22/27	L	21-24	Madison, WI
3/22/27	W	26-17	Iowa City, IA
2/20/28	L	21-31	Iowa City, IA
3/3/28	L	17-20	Madison, WI
1/17/31	L	13-24	Madison, WI
2/16/31	W	19-17	Iowa City, IA
1/9/33	L	19-21	Madison, WI
2/13/33	W	31-25	Iowa City, IA
1/8/34	W	32-26	Iowa City, IA
3/3/34	L	32-35	Madison, WI
1/18/36	L	21-27	Madison, WI
2/17/36	W	32-25	Iowa City, IA
1/18/37	L	23-29	Madison, WI
2/20/37	W	43-35	Iowa City, IA
1/7/39	L	24-28	Madison, WI
2/10/40	W	37-35	Iowa City, IA
1/11/41	L	35-49	Madison, WI
1/10/42	W	49-45	Iowa City, IA
3/7/42	L	45-62	Madison, WI
2/19/45	W	54-53	Iowa City, IA
2/24/45	W	68-38	Madison, WI
1/7/46	W	57-50	Iowa City, IA
2/16/46	W	44-39	Madison, WI
1/4/47	L	62-63	Iowa City, IA
2/3/47	L	53-60	Madison, WI
1/12/48	L	51-60	Madison, WI
2/21/48	W	62-40	Iowa City, IA
2/19/49	W	61-60	Iowa City, IA
2/28/49	L	47-70	Madison, WI
2/13/50	L	62-66#	Iowa City, IA
2/18/50	L	44-53	Madison, WI
2/17/51	W	73-60	Madison, WI
3/3/52	L	75-78	Iowa City, IA
12/15/52	L	70-75	Madison, WI
12/29/52	W	83-66	Iowa City, IA
1/9/54	W	71-54	Iowa City, IA
1/3/55	W	86-69	Madison, WI
2/6/56	W	78-74	Madison, WI
2/18/56	W	80-66	Iowa City, IA
1/19/57	W	70-47	Madison, WI
3/9/57	L	59-60	Iowa City, IA
2/17/58	W	74-61	Iowa City, IA
2/14/59	W	94-84	Madison, WI
1/4/60	W	71-64	Madison, WI
2/15/60	L	58-63	Iowa City, IA
1/9/61	W	76-68	Madison, WI
2/13/61	W	63-61	Iowa City, IA
1/6/62	L	79-91	Madison, WI
3/10/62	W	81-64	Iowa City, IA
1/14/63	W	65-56	Iowa City, IA
3/4/63	L	69-75	Madison, WI
1/13/64	L	61-79	Madison, WI
1/4/65	W	92-62	Iowa City, IA
1/8/66	L	68-69	Madison, WI
2/26/66	W	80-70	Iowa City, IA
2/18/67	L	95-96###	Iowa City, IA
3/7/67	W	90-87#	Madison, WI
2/17/68	W	69-61	Iowa City, IA
3/8/69	L	74-84	Madison, WI
1/10/70	W	92-74	Madison, WI
2/10/70	W	119-100	Iowa City, IA
2/6/71	W	93-91	Madison, WI
2/27/71	L	83-89	Iowa City, IA
1/8/72	L	80-81	Madison, WI
2/17/73	W	100-76	Iowa City, IA
2/9/74	L	87-113	Madison, WI
3/4/74	L	58-74	Iowa City, IA
2/1/75	L	85-86#	Madison, WI



3/1/75	W	75-68	Iowa City, IA	1/21/95	W	96-84	Iowa City, IA	1/20/15	L	50-82	Madison, WI
1/17/76	W	81-71	Madison, WI	2/22/95	W	84-77	Madison, WI	1/31/15	L	63-74	Iowa City, IA
2/14/76	W	96-82	Iowa City, IA	1/13/96	L	71-80	Madison, WI	2/24/16	L	59-67	Iowa City, IA
2/5/77	W	90-73	Iowa City, IA	2/28/96	W	69-54	Iowa City, IA	3/2/17	W	59-57	Madison, WI
3/5/77	W	94-93##	Madison, WI	1/11/97	W	78-53	Iowa City, IA	1/23/18	W	85-67	Iowa City, IA
1/28/78	W	88-73	Iowa City, IA	2/26/97	L	48-49	Madison, WI	11/30/18	L	66-72	Iowa City, IA
2/4/78	L	72-82	Madison, WI	2/3/98	W	79-76	Madison, WI	3/7/19	L	45-65	Madison, WI
2/1/79	W	70-64	Madison, WI	1/23/99	L	52-72	Iowa City, IA	1/27/20	W	68-62	Iowa City, IA
2/10/79	W	79-65	Iowa City, IA	\$3/5/99	L	60-74	Chicago, IL	2/18/21	W	77-62	Madison, WI
1/12/80	W	66-65	Iowa City, IA	1/29/00	W	61-55	Madison, WI	3/7/21	W	77-73	Iowa City, IA
2/21/80	L	58-62	Madison, WI	2/23/00	L	45-54	Iowa City, IA	\$3/12/21	W	62-57	Indianapolis, IN
1/5/81	W	76-66	Madison, WI	1/16/01	L	54-67	Madison, WI	1/6/22	L	78-87	Madison, WI
2/28/81	W	96-75	Iowa City, IA	3/3/01	L	57-59	Iowa City, IA	Wisconsin-Milwaukee (Iowa leads, 2-0)			
1/16/82	W	78-62	Madison, WI	1/2/02	W	69-57	Iowa City, IA	12/7/68	W	116-80	Iowa City, IA
2/25/82	W	79-55	Iowa City, IA	2/19/02	L	56-64	Madison, WI	11/19/00	W	83-79	Iowa City, IA
1/22/83	L	62-65+	Madison, WI	\$3/8/02	W	58-56	Indianapolis, IN	Wyoming (Iowa leads, 3-2)			
2/24/83	W	93-63	Iowa City, IA	1/22/03	L	61-74	Madison, WI	%12/27/58	W	82-74	Portland, OR
1/21/84	W	75-62	Iowa City, IA	2/22/03	L	53-61	Iowa City, IA	12/17/60	W	78-67	Iowa City, IA
2/23/84	W	63-55	Madison, WI	2/11/04	L	52-54	Iowa City, IA	%12/29/67	L	87-94##	Los Angeles, CA
1/26/85	W	105-65	Iowa City, IA	2/9/05	L	69-72	Madison, WI	1/2/71	W	87-84	Iowa City, IA
2/20/85	L	53-54	Madison, WI	\$3/12/05	L	56-59	Chicago, IL	12/22/73	L	79-86	Laramie, WY
1/25/86	L	63-69	Madison, WI	1/5/06	L	52-66	Madison, WI	Xavier (Iowa leads, 2-1)			
2/20/86	W	101-48	Iowa City, IA	3/4/06	W	59-44	Iowa City, IA	12/20/37	W	33-28	Cincinnati, OH
1/5/87	W	78-63	Iowa City, IA	1/28/07	L	46-57	Iowa City, IA	%11/19/10	L	73-86	Virgin Islands, VI
3/8/87	W	81-71	Madison, WI	2/10/07	L	62-74	Madison, WI	%11/28/13	W	77-74#	Bahamas
1/25/88	W	104-89	Madison, WI	1/5/08	L	51-64	Madison, WI	@ -- Big Ten Conference Playoff			
3/10/88	W	103-70	Iowa City, IA	2/6/08	L	54-60	Iowa City, IA	* -- NCAA Tournament			
1/26/89	W	78-70	Iowa City, IA	1/21/09	W	73-69#	Iowa City, IA	& -- National Invitation Tournament			
2/11/89	L	54-65	Madison, WI	2/11/09	L	52-69	Madison, WI	% -- In-season Tournament			
1/11/90	L	69-73#	Madison, WI	3/3/10	L	40-67	Madison, WI	\$ -- Big Ten Tournament			
2/10/90	L	71-80	Iowa City, IA	2/9/11	L	59-62#	Iowa City, IA	# -- overtime (s)			
1/17/91	L	79-91	Madison, WI	12/31/11	W	72-65	Madison, WI	+ -- awarded forfeit			
2/16/91	L	55-56	Iowa City, IA	2/23/12	W	67-66	Iowa City, IA				
1/29/92	W	73-66	Iowa City, IA	1/19/13	W	70-66	Iowa City, IA				
3/7/92	W	70-65	Madison, WI	2/6/13	L	70-74##	Madison, WI				
3/10/93	W	91-65	Iowa City, IA	1/5/14	L	71-75	Madison, WI				
3/9/94	L	71-95	Madison, WI	2/22/14	L	74-79	Iowa City, IA				

Longwood

SID: Bryce Hoynoski
E-Mail: hoynoskib@cookman.edu

North Carolina A&T

SID: Jacob Pritchett
E-Mail: jwpritchett@ncat.edu

Seton Hall

SID: Peter Long
E-Mail: peter.long@shu.edu

Omaha

SID: Kayla Peterson
E-Mail: kaylapeterson@omavs.com

Clemson

SID: Ben Winterrowd
E-Mail: winterr@clemson.edu

Cal

SID: Gerrit Van Genderen
E-Mail: vangenderen_gw@berkeley.edu

TCU

SID: Steven Schoon
E-Mail: s.schoon@tcu.edu

Georgia Tech

SID: Mike Stamus
E-Mail: mstamus@athletics.gatech.edu

Duke

SID: Mike DeGeorge
E-Mail: michael.degeorge@duke.edu

Iowa State

SID: Ryan Workman
E-Mail: rworkman@iastate.edu

Southeast Missouri State

SID: Jeff Honza
E-Mail: jhonza@semo.edu

Eastern Illinois

SID: Rich Moser
E-Mail: rlmoser@eiu.edu

Indiana

SID: JD Campbell
E-Mail: jc56@indiana.edu

Illinois

SID: Derrick Burson
E-Mail: burson@uiuc.edu

Maryland

SID: TBD
E-Mail: TBD

Michigan

SID: Tom Wywrot
E-Mail: twywrot@umich.edu

Michigan State

SID: Mike "Mex" Carey
E-Mail: carey@ath.msu.edu

Minnesota

SID: Michelle Traversie
E-Mail: traen001@umn.edu

Nebraska

SID: Shamus McKnight
E-Mail: smcknight@huskers.com

Northwestern

SID: Jacob Pavilack
E-Mail: jacob.pavilack@northwestern.edu

Ohio State

SID: Gary Petit
E-Mail: petit.38@osu.edu

Penn State

SID: Chelsea Vielhauer
E-Mail: cpv5026@psu.edu

Purdue

SID: Chris Forman
E-Mail: cforman@purdue.edu

Rutgers

SID: Chris Corso
E-Mail: ccorso@scarletknights.com

Wisconsin

SID: Brandon Harrison
E-Mail: bah@athletics.wisc.edu



11/7 (0-0)

11/11 (4-1)

1999	Connecticut	W	70-68
2011	* Chicago State	W	96-53
2017	* Kennesaw State	W	91-74
2019	* Green Bay	W	93-82
2020	* DePaul	L	78-93

11/16 (5-0)

1997	* North Texas	W	112-64
2010	* UL-Monroe	W	68-40
2018	* Grambling State	W	85-74
2019	Connecticut	W	91-72
2022	* N.C. Central	W	86-69

11/21 (5-4)

1999	* Eastern Illinois	W	95-79
2000	at Drake	W	73-71
2001	Missouri	L	77-78
2005	Kentucky	W	67-63
2013	Wichita State	L	63-75
2015	Syracuse	L	63-66
2018	South Dakota State	L	72-80
2019	* Alabama State	W	105-78
2020	* North Florida	W	83-68

11/25 (6-5)

1978	* Kent State	W	111-76
1985	Arkansas-Little Rock#	W	108-99
1994	* Morgan State	W	126-79
1995	Duke	L	81-88
1996	California	L	59-75
1998	* Creighton	L	73-75
2003	* Drake	W	74-56
2006	Arizona State	L	64-67
2008	* SE Missouri State	W	75-41
2017	Virginia	L	41-74
2021	* NC Central	W	97-67

11/26 (10-5)

1977	Iowa State	L	78-79
1983	* Illinois Wesleyan	W	86-60
1984	* Gonzaga	W	62-40
1988	* McNeece State	W	77-56
1991	* Western Illinois	W	95-58
1996	Louisiana State+	L	60-70
2002	Drake	W	50-49
2005	* Texas-San Antonio	W	79-46
2008	* Wake Forest	L	47-56
2010	* SIU-Edwardsville	W	111-50
2011	* IPFW	W	82-72
2015	* Northern Illinois	W	70-49
2016	Dayton	L	77-82
2017	Memphis	L	92-100
2022	* Portland State	W	85-51

11/29 (15-4)

1975	* Augustana (IL)	W	111-81
1976	* Kent State	W	84-55
1980	Northern Illinois	W	61-47
1982	Drake	W	68-63
1986	North Carolina State#	W	90-89
1987	Villanova	W	97-74
1988	Drake	W	96-72
1994	Drake	W	103-68
1997	* Long Island	W	101-69
2004	Louisville#	W	70-69
2007	Virginia Tech	L	65-69
2008	Kansas State	W	65-63
2011	* Clemson	L	55-71
2014	UTEP	W	89-53
2015	* Longwood	W	77-44
2016	Wichita State	W	84-61
2017	Notre Dame	L	78-92
2020	San Diego State	L	73-83
2022	Virginia	W	75-74

12/6 (16-8)

1947	* South Dakota	W	66-30
1952	Oklahoma	L	62-63
1954	Nebraska	W	84-61
1958	Southern Methodist	L	55-65
1965	* Southern Illinois	W	69-58
1969	Southern Illinois	L	67-73
1975	* Northeast Louisiana	W	97-87
1976	* Bradley	W	90-77
1979	* Northern Iowa	W	78-46
1980	Cincinnati	W	69-64
1985	* Arkansas State	L	62-66
1986	* Loyola Marymount	W	103-80
1988	* Northern Iowa	W	95-76
1991	* Army	W	74-39
1996	* Grambling State	W	93-73
1997	* Weber State	W	81-56
2002	* Montana State	W	65-44
2004	* Northern Illinois	W	65-57
2005	Northern Iowa #	L	63-67
2011	Northern Iowa	L	60-80
2015	* UMBC	W	77-47
2019	* Iowa State	W	98-84
2020	Michigan	L	91-103
2022	* Illinois	L	83-87

12/8 (18-5)

1923	* North Dakota	W	22-11
1930	* St. Louis	L	14-26
1939	* Millikin	W	43-26
1945	* Denver	W	67-40
1951	* DePaul	W	69-53

1956	* Denver	W	58-57
1958	Oklahoma	L	57-80
1965	* Creighton	W	103-77
1970	* Ashland (OH)	W	82-56
1973	Marquette	L	70-86
1975	Bradley	W	100-96
1979	Detroit	W	80-54
1981	Iowa State	W	79-68
1982	* Marquette	W	87-66
1984	* Texas Tech	W	58-48
1990	* Iowa State	W	75-73
1992	* Northern Iowa	W	64-44
1998	Kansas	W	85-81
2001	Iowa State	W	78-53
2007	* Iowa State	W	77-59
2008	Iowa State	L	47-56
2009	Northern Iowa	L	50-67
2017	* Iowa State	W	78-64
2021	* North Carolina	W	93-80

12/11 (12-6)

1933	* Iowa State	W	30-12
1939	* Denver	W	44-32
1944	* South Dakota State	W	87-37
1945	* South Dakota State	W	71-33
1948	* Creighton	W	77-38
1950	Butler	L	51-54
1954	Missouri	L	94-97
1961	* South Dakota State	W	69-52
1965	Drake	W	66-60
1969	* Duquesne	W	98-87
1973	Kansas State	L	67-105
1978	* Iowa State	W	67-66
1979	Wichita State	W	81-62
1982	* USC	W	66-55
1993	Iowa State	L	79-86
1999	Iowa State	L	66-59
2009	Iowa State	L	71-81
2011	* Iowa State	W	105-77

12/17 (16-4)

1919	* Cornell	L	16-24
1921	* Cornell	W	34-14
1925	* Butler	W	26-24
1932	* Carleton	W	34-19
1938	Butler	L	29-31
1945	* Nebraska	W	61-35
1949	Western Reserve	W	97-57
1951	Washington (MO)	W	60-53
1954	Pennsylvania	L	75-87
1955	* Loyola Marymount	W	84-61
1956	* Loyola (LA)	W	80-65
1960	* Wyoming	W	78-67
1962	* Clemson	W	74-64
1966	* Drake	W	83-75
1970	* Cincinnati#	L	70-73
1977	* Denver	W	107-65
1994	* Long Island	W	102-72
2005	* Arizona State	W	62-43
2011	* Drake	W	82-68
2017	Northern Iowa	W	69-46

12/21 (22-6)

1915	* Iowa Wesleyan	W	55-6
1929	Marquette	L	19-29
1935	Western Michigan	L	35-48
1936	Millikin	W	37-30
1937	Toledo	L	39-59
1940	Detroit	W	37-35
1953	* Colorado	W	78-72
1957	* Oregon State#	W	77-67
1961	* Nevada Reno	W	88-46
1962	Kentucky	L	69-94
1964	* North Dakota	W	106-65
1966	* California	W	72-62
1968	* Creighton	W	100-73
1970	* Hardin Simmons	W	90-77
1971	* Nebraska	W	86-77
1974	* San Jose State###	L	103-105
1976	Drake	W	82-69
1977	UNLV	L	84-85
1983	* Drake	W	66-43
1987	* Pan American	W	110-64
1992	Eastern Michigan	W	103-66
1996	* Missouri	W	88-77
1997	Puerto Rico-Mayaguez	W	96-37
2004	Texas Tech	W	83-53
2009	* South Carolina State	W	82-69
2010	* Louisiana Tech	W	77-58
2020	Cincinnati	W	77-70
2022	* Southeastern La.	W	93-62

12/29 (22-12)

1920	Rockford	W	33-16
1934	* Stanford	W	38-28
1952	* Wisconsin	W	83-66
1955	Stanford	L	52-54
1956	West Virginia	W	79-76
1958	Oregon State	L	71-72
1960	USC	W	70-62
1962	Oregon State	L	57-64
1964	Utah	L	88-92
1965	Arkansas	W	77-75
1967	Wyoming##	L	87-94
1973	* Wisconsin Green Bay#	W	74-67
1975	Arizona	W	82-80
1976	New Mexico	L	83-96
1978	Pennsylvania##	W	87-84
1979	* Drake	W	77-66
1982	Seton Hall	W	85-63

1983	USC	W	62-61
1985	St. Joseph's	L	56-60
1986	UC Irvine	W	105-103
1987	Illinois State	L	88-89
1993	Cal-Irvine	L	78-86
1994	Hawaii	W	84-82
1996	* Cal-Northridge	W	90-65
2000	Tennessee	L	68-80
2008	* Southeastern La.	W	57-50
2009	* Purdue	L	56-67
2010	* Illinois	L	77-87
2016	* Michigan State	W	83-70
2018	* Northern Illinois	W	98-75
2019	* Bryant	W	72-67
2020	* Kennesaw State	W	93-51
2021	* Northwestern	W	87-72
2022	* Western Illinois	W	92-71

1/1 (6-4)

1913	Iowa Natl. Guard	W	25-16
1920	* Coe	W	39-11
1921	Millikin	L	22-24
1925	Marquette	W	28-17
1935	Iowa State	L	33-41
1938	Marquette	L	23-36
1940	Toledo	L	30-54
1944	* Denver	W	63-20
1946	* St. Louis	W	51-40
2017	* Michigan#	W	86-83

1/5 (15-18)

1912	* Wisconsin	L	12-38
1918	Chicago	L	20-46
1920	* Wisconsin	L	18-35
1924	* Marquette	L	20-21
1925	* Minnesota	W	27-19
1931	Drake	W	21-20
1935	* Ohio State	W	32-21
1942	Chicago	W	53-39
1948	Ohio State	W	49-41
1952	Michigan State	W	61-60
1957	* Ohio State	L	60-72
1959	* Michigan State	W	80-68
1962	* Illinois	L	76-85
1974	* Minnesota	W	66-55
1976	Michigan State	L	88-105
1978	Indiana	L	51-69
1980	Michigan	L	65-68
1983	* Michigan State	L	59-61
1985	* Illinois	W	64-60
1987	* Wisconsin	W	78-63
1989	Michigan State	W	93-82
1991	* Michigan State	W	79-66
1993	Indiana	L	67-75
2000	* Northwestern	W	58-52
2002	Ohio State	L	62-72
2005	* Michigan	L	63-65
2006	Wisconsin	L	52-66
2008	Wisconsin	L	51-64
2010	Illinois	L	42-59
2014	Wisconsin	L	71-75
2015	* Nebraska	W	70-59
2016	* Nebraska	W	77-66
2017	Nebraska##	L	90-93

1/8 (10-16)

1908	* Minnesota	L	12-31
1918	* Wisconsin	L	22-36
1919	* Coe	W	25-22
1934	* Wisconsin	W	32-26
1938	* Indiana	W	48-39
1940	Indiana	L	30-45
1944	Minnesota	W	37-29
1949	* Purdue	L	53-73
1951	* Illinois	L	69-72
1955	* Minnesota	L	80-81
1962	* Northwestern	W	74-69
1965	Wisconsin	L	68-69
1967	* Loyola (IL)	W	71-65
1972	Wisconsin	L	80-81
1973	Michigan	L	59-71
1977	Minnesota+	W	68-78
1981	* Ohio State	L	56-58
1983	* Michigan	W	79-72
1994	* Michigan	L	70-71
1998	* Illinois	L	64-76
2000	* Michigan State	L	53-75
2003	Northern Western	W	68-63
2005	Ohio State	L	69-81
2009	* Minnesota	L	49-52
2015	* Michigan State	L	61-75
2017	* Rutgers	W	68-62

1/12 (14-15)

1905	Minnesota	L	17-48
1907	* Coe	W	49-35
1917	* Indiana	L	12-21
1924	* Purdue	W	36-26
1931	* Purdue	W	25-23
1935	Northern Western	W	38-35
1942	* Minnesota	L	39-41
1946	Indiana	L	39-45
1948	Wisconsin	L	51-60
1952	* Indiana	W	78-59
1953	Michigan	L	61-66
1957	* Minnesota	W	89-66
1959	Illinois	L	97-103
1962	Minnesota	L	58-83
1971	Michigan State	L	81-84
1974	Northern Western	L	67-87

1978	* Michigan	L	56-66
1980	* Wisconsin	W	66-65
1984	* Northwestern	W	42-39
1985	Minnesota	L	57-65
1991	Minnesota	L	77-79
1999	Ohio State	W	71-68
2000	Minnesota	L	82-85
2008	* Michigan State	W	43-36
2010	* Tennessee State	W	67-62
2011	* Northwestern	L	71-90
2014	* Ohio State	W	84-74
2017	* Purdue	W	83-78
2019	* Ohio State	W	72-62



1989	*	Wisconsin	W	78-70
1994		Northwestern	W	86-76
2000	*	Illinois	L	58-69
2002		Purdue	L	68-73
2005		Northwestern#	L	74-75
2008	*	Penn State	W	64-49
2011		Penn State	L	51-65
2012	*	Nebraska	L	73-79
2014		Northwestern	W	76-50

1/29 (16-8)

1903		Des Moines College	W	N/A
1909		Indiana	L	12-18
1910	*	Grinnell	W	20-13
1916	*	Drake	W	31-24
1923	*	Minnesota	W	32-16
1940	*	South Dakota State	W	24-23
1942	*	Kansas	L	51-53
1944		Indiana	W	52-40
1965		UCLA	W	87-82
1972	*	Minnesota	L	50-61
1973	*	Michigan	W	75-68
1977		Indiana	L	65-81
1981	*	Purdue	W	84-69
1983	*	Indiana	W	63-48
1987		Michigan State	W	89-75
1990	*	Illinois	W	69-67
1992	*	Wisconsin	W	73-66
1994		Michigan State	L	84-87
1997	*	Illinois	W	82-65
2000		Wisconsin	W	61-55
2005	*	Indiana	W	72-57
2009	*	Michigan State	L	56-71
2012		Indiana	L	89-103
2021		Illinois	L	80-75

2/4 (11-14)

1905	*	Augustana (IL)	W	28-24
1910		Drake	W	26-8
1918	*	Minnesota	W	25-21
1939		Northwestern	L	25-27
1950	*	Purdue	W	66-60
1952	*	Butler	W	58-57
1956	*	Wichita State	W	98-86
1957		Washington (MO)	L	54-62
1961		Cincinnati	L	60-77
1967		Loyola (IL)	L	87-98
1969		Purdue	L	87-99
1978		Wisconsin	L	72-82
1982	*	Indiana	W	62-40
1984	*	Purdue	L	46-48
1987	*	Minnesota	W	78-47
1993		Illinois	L	77-78
1995		Penn State	L	64-74
1997	*	Indiana	W	75-67
1999		Purdue	L	75-90
2004		Michigan State	L	72-89
2006	*	Michigan	W	94-66
2009		Indiana	L	60-68
2012	*	Penn State	W	77-64
2014	*	Ohio State	L	69-76
2021	*	Ohio State	L	85-89

2/9 (14-19)

1907	*	Grinnell	L	21-24
1909		Coe	W	36-24
1911		Carleton	W	25-14
1917	*	Chicago	W	24-17
1918	*	Iowa State	W	24-9
1924	*	Ohio State	L	24-26
1925		Indiana	L	21-28
1931		Indiana	L	18-31
1935		Ohio State	L	24-42
1942	*	Ohio State	W	52-44
1946	*	Purdue	W	43-41
1948	*	Illinois	W	70-61
1952	*	Illinois	W	73-68
1953		Michigan State	L	48-60
1957	*	Purdue	W	74-67
1962		Northwestern#	W	66-65
1974		Wisconsin	L	87-113
1978	*	Michigan State	L	70-71
1980	*	Purdue	W	74-59
1984		Purdue	L	58-79
1986		Minnesota	L	60-65
1989	*	Michigan##	L	107-108
1991		Michigan	L	70-84
1992		Indiana	L	66-81
1995	*	Northwestern	W	116-77
1997		Illinois	L	51-66
2000		Ohio State	W	67-64
2002	*	Minnesota	L	78-86
2005		Wisconsin	L	69-72
2008		Minnesota	L	50-63
2011	*	Wisconsin#	L	59-62
2012		Northwestern	L	64-83
2013	*	Northwestern	W	71-57

2/12 (10-21)

1909		Grinnell	L	14-25
1912		St. Joseph	L	9-11
1914		Minnesota	L	13-34
1916	*	Chicago	W	16-15
1923		Ohio State	W	36-25
1934		Northwestern	L	29-35
1938		Chicago	W	42-29
1940	*	Ohio State	W	43-33
1944		Ohio State	L	42-56
1945		Purdue	W	48-43
1949		Minnesota	L	49-54

1951	*	Indiana	L	54-63
1955	*	Indiana	W	90-75
1962		Purdue	L	75-82
1965		Northwestern	L	73-81
1972	*	Michigan State	L	91-100
1973	*	Ohio State	L	80-86
1977	*	Minnesota+	W	58-61
1981	*	Minnesota#	W	60-58
1983	*	Illinois	W	68-66
1984		Illinois	L	53-73
1987	*	Purdue	L	73-80
1990	*	Michigan State	L	70-80
1992		Michigan	L	74-79
1994		Indiana	L	91-93
1997		Michigan State	L	67-69
1998	*	Minnesota	L	71-73
2000		Illinois	L	50-78
2003	*	Minnesota	L	64-77
2005	*	Northwestern	W	64-54
2015	*	Minnesota	L	59-64

2/16 (17-18)

1906		Northern Iowa	W	70-25
1907		Coe	L	31-33
1910	*	Missouri	W	20-6
1914	*	Chicago	L	13-28
1915	*	Iowa State	W	27-12
1917		Iowa State	L	12-24
1918	*	Indiana	L	25-29
1924		Chicago	W	21-13
1925		Wisconsin	L	15-16
1931	*	Wisconsin	W	19-17
1935	*	Michigan	L	27-29
1946		Wisconsin	W	44-39
1952		Purdue	W	90-67
1953		Ohio State	W	71-68
1957		Michigan State	L	67-77
1959		Michigan	L	86-90
1962	*	Purdue	W	73-64
1971		Minnesota	L	76-88
1974		Ohio State	W	69-67
1976	*	Northwestern	W	81-68
1978	*	Northwestern	W	76-74
1980		Northwestern	W	60-58
1983		Indiana	W	58-57
1984	*	Indiana	L	45-49
1985	*	Michigan State	L	55-57
1991	*	Wisconsin	L	55-56
1993	*	Ohio State	W	68-54
1994		Michigan	L	76-89
2000		Purdue	L	59-67
2002	*	Ohio State	L	66-72
2005		Purdue	L	63-66
2010	*	Michigan#	L	78-80
2012		Penn State	L	64-69
2019		Rutgers	W	71-69
2020		Minnesota	W	58-55

2/19 (19-12)

1904	*	Grinnell	W	23-19
1909		Northern Iowa	W	49-9
1910		Northwestern	W	18-11
1915		Grinnell	W	26-20
1916	*	Iowa State	W	26-9
1917	*	Minnesota	L	15-39
1919	*	Chicago	L	10-22
1921	*	Purdue	W	20-15
1934	*	Indiana	W	29-26
1938	*	Chicago	L	35-38
1940	*	Indiana	L	42-46
1945	*	Wisconsin	W	54-53
1949	*	Wisconsin	W	61-60
1955		Michigan State	W	78-69
1962	*	Michigan State	W	59-51
1965		Ohio State	W	86-80
1972		Indiana	L	79-86
1973		Northwestern#	W	94-83
1977		Michigan State	L	79-81
1981	*	Indiana	W	78-65
1983	*	Ohio State	L	69-85
1994	*	Illinois	W	83-69
2002		Wisconsin	L	56-64
2003	*	Indiana	L	63-79
2005	*	Illinois	L	65-75
2008	*	Northwestern	W	53-51
2011	*	Michigan#	L	72-75
2012	*	Indiana	W	78-66
2015	*	Rutgers	W	81-47
2019	*	Maryland	L	65-66
2022		Ohio State	W	75-62

2/22 (18-16)

1906		Grinnell	L	19-20
1907	*	Nebraska	W	32-29
1908		Grinnell	L	11-34
1909		Drake	W	36-13
1912	*	Cornell	W	24-10
1915		Ohio State	L	15-27
1919	*	Cornell	W	28-6
1923	*	Indiana	W	19-13
1924	*	Illinois	L	14-26
1930	*	Drake	L	25-26
1936	*	Michigan	L	25-31
1937		Minnesota	L	25-44
1941	*	Indiana	L	36-47
1943		Chicago	W	62-34
1947	*	Indiana	W	68-46
1954		Indiana	W	82-64
1958	*	Illinois	W	83-79
1964	*	Michigan State	L	89-107

1969		Ohio State	L	81-88
1975		Minnesota	L	67-68
1979		Indiana	L	62-64
1986	*	Northwestern	W	76-45
1989		Northwestern	W	89-84
1990		Northwestern	L	66-72
1993		Penn State	W	74-58
1995		Wisconsin	W	84-77
1997		Ohio State	W	69-56
1998		Illinois	L	72-79
2003	*	Wisconsin	L	53-61
2009	*	Michigan#	W	70-60
2014	*	Wisconsin	L	74-79
2015		Nebraska	W	74-46
2019	*	Indiana#	W	76-70
2022	*	Michigan State	W	86-60

2/25 (17-13)

1913		Iowa State	W	21-13
1924	*	Michigan	L	25-27
1930	*	St. Louis	L	24-31
1933	*	Ohio State	W	37-29
1935		Michigan	W	37-25
1946	*	Indiana	L	46-49
1950		Indiana	W	59-53
1956		Minnesota#	W	83-73
1957		Minnesota	L	81-102
1961		Minnesota	W	61-43
1962		Michigan	L	70-78
1967		Indiana#	W	75-74
1969	*	Illinois	W	74-53
1978		Michigan	L	76-82
1982	*	Wisconsin	W	79-55
1984		Minnesota	W	62-50
1992		Minnesota	W	79-64
1998		Northwestern	W	75-55
2003		Ohio State	W	71-64
2004	*	Illinois	L	59-78
2006		Illinois	L	59-71
2009		Michigan State	L	54-62
2010		Northwestern	L	57-74
2014		Minnesota	L	89-95
2015	*	Illinois	W	68-60
2017		Maryland	W	83-69
2018	*	Northwestern	W	77-70
2020		Michigan State	L	70-78
2021		Michigan	L	57-79
2022		Nebraska	W	88-78

2/28 (18-11)

1905		Iowa Natl. Guard	L	26-46
1916		Wisconsin	L	19-38
1931		Illinois	L	13-31
1938	*	Minnesota	L	29-30
1942	*	Purdue	W	42-36
1948	*	Minnesota	W	54-50
1949		Wisconsin	L	47-70
1953		Northwestern	W	93-78
1955		Minnesota	W	72-70
1959	*	Illinois	L	70-72
1965		Michigan	L	88-103
1970		Purdue	W	108-107
1976	*	Michigan	L	74-88
1977	*	Indiana	W	80-73
1980	*	Michigan	W	83-67
1981	*	Wisconsin	W	96-75
1985	*	Ohio State	W	87-82
1987	*	Michigan	W	95-85
1990	*	Purdue	W	64-63
1996	*	Wisconsin	W	69-54
1998	*	Indiana	W	84-70
2004	*	Minnesota	W	66-62
2007		Penn State	L	72-74
2009		Northwestern	L	49-55
2010	*	Indiana	W	73-57
2015		Penn State#	W	71-77
2016		Ohio State	L	64-68
2018		Illinois	W	96-87
2021		Ohio State	W	73-57
2022	*	Northwestern	W	82-61

**Points**

Game	49, John Johnson vs. Northwestern, 2/24/1970
Season	822, Keegan Murray (23.5 avg.), 2022
Career	2,306, Roy Marble (18.2 avg.), 2018-21

Field Goals

Game	20, John Johnson vs. Northwestern, 2/24/1970
Season	307, Keegan Murray, 2022
Career	870, Luka Garza, 2018-21

Field Goal Attempts

Game	33, John Johnson vs. Northwestern, 2/24/1970 33, Fred Brown vs. Indiana, 1971
Season	554, Keegan Murray, 2022
Career	1,594, Luka Garza, 2018-21

Field Goal Percentage (min. 10 FGA for single-game record)

Game	100.0, Greg Stokes (11-11) vs. Georgia St., 12/12/1984
Season	62.2%, Les Jepsen (155-249), 1990
Career	57.5%, Ryan Bowen (397-690), 1995-98

3-pt. Field Goals

Game	10, Jordan Bohannon at Maryland, 2/10/2022
Season	117, Chris Kingsbury, 1995
Career	455, Jordan Bohannon, 2017-22

3-pt. Field Goal Attempts

Game	19, Chris Kingsbury vs. Long Island, 12/17/1994
Season	297, Chris Kingsbury, 1995
Career	1,147, Jordan Bohannon, 2017-22

3-pt. Field Goal Percentage (minimum 1.5 made per game)

Game	100%, Joe Wieskamp (6-6) vs. Illinois, 1/20/2019 100%, Jeff Horner (6-6) vs. Penn State, 1/31/2004 100%, Jim Bartels (6-6) at Ohio State, 1/25/1995 100%, Val Barnes (6-6) at Penn State, 2/22/1993 100%, CJ Fredrick (5-5) vs. Cal Poly, 11/24/2019 100%, Val Barnes (5-5) vs. Centenary, 1/4/1992 100%, Kent McCausland (5-5) vs. W. Illinois, 11/22/1996
Season	52.2%, Kent McCausland (70-134), 1997
Career	45.3%, Kent McCausland (214-472), 1996-99

Free Throws

Game	22, Peter Jok vs. Indiana, 2/21/2017
Season	218, Reggie Evans, 2001
Career	618, Aaron White, 2011-15

Free Throw Attempts

Game	26, Dave Gunther vs. West Virginia, 12/29/1956
Season	346, Reggie Evans, 2001
Career	800, Aaron White, 2011-15

Games Played

Career	179, Jordan Bohannon, 2017-22*
--------	--------------------------------

* -- NCAA record

Consecutive Free Throws

Game	15, Andre Woolridge vs. Northwestern, 3/8/1997
Season	34, Chris Street (six games), 1/2 thru 1/16/1993 34, Jordan Bohannon (15 games), 1/4 thru 2/25/2018

Consecutive Games Scoring 20+ Points

Overall	19, Luka Garza, 1/10 - 12/3/2020 16, Fred Brown, 12/23/1970 - 3/9/1971
Big Ten	18, Luka Garza, 1/10 - 12/25/2020 13, Fred Brown, 12/23/1970 - 3/9/1971

Scoring 20+ Points

Season	26, Keegan Murray, 2021-22 25, Luka Garza, 2019-20 22, Luka Garza, 2020-21 21, Fred Brown, 1970-71
--------	---

Free Throw Percentage (minimum 10 FTA/game)

Game	100%, Glenn Vidnovic (13-13) vs. Purdue, 2/4/1969 100%, Peter Jok (12-12) vs. Omaha, 12/3/2016 100%, Luke Recker (12-12) vs. Kansas State, 12/22/2001 100%, Val Barnes (12-12) vs. Ohio State, 2/18/1992 100%, Roy Marble (12-12) vs. UNI, 12/6/1988 100%, Sam Williams (12-12) vs. Ohio State, 3/4/1967 100%, (11-11) on eight occasions (last by Luke Recker vs. Minnesota, 2/9/2002) 100%, (10-10) on 15 occasions (last by Jordan Bohannon vs. Nebraska, 1/6/2019)
Season	91.1%, Peter Jok (154-169), 2016-17
Career	88.7%, Jordan Bohannon (370-417), 2017-22

Rebounds

Game	30, Charles Darling vs. Wisc., 3/3/1952
Season	416, Reggie Evans (11.9 avg.), 2001
Career	990, Greg Brunner (7.8 avg), 2003-06

Assists

Game	16, Cal Wulfsberg vs. Ohio State, 1/24/1976
Season	193, Andre Woolridge (6.0 avg), 1996
Career	704, Jordan Bohannon (3.9 avg), 2017-22

Blocked Shots

Game	9, Acie Earl vs. Wisconsin, 1/29/1992
Season	121, Acie Earl (4.0 avg), 1991-92
Career	365, Acie Earl (3.1 avg), 1990-93

Steals

Game	9, Kenyon Murray vs. Ohio State, 2/18/1995 9, Acie Earl vs. Texas Southern, 12/28/1993
Season	79, Ryan Bowen (2.5 avg), 1997-98
Career	208, Ryan Bowen (1.7 avg), 1995-98

Note -- Players listed in boldface are current players.



Points

Game	126 vs. Morgan State, 11/25/1994
	126 at Oral Roberts, 12/30/1987
Half	77 at Michigan, 2/3/1988
Season	3,181 (93.6 avg.) in 1988
Average per Game	98.7 (2,467 in 25 games) in 1970

Field Goals

Game	52 (98 att.) vs. Notre Dame, 3/14/1970
Season	1,141 (2,160 att.) in 1988

Field Goal Attempts

Game	127 vs. Augustana, 12/1/1945
Season	2,322 (1,071 made) in 2022

Field Goal Percentage

Game	69.8 (37-53) vs. Northeastern, 11/30/1986
Season	52.8 (1,141-2,160) in 1988

3-pt. Field Goals

Game	20 (44 att.) vs. Alabama State, 11/18/2021
Big Ten Game	16 (26 att.) at Maryland, 2/25/2017
Season	331 (912 att.) in 2022

3-pt. Field Goal Attempts

Game	44 (20 made) vs. Alabama State, 11/18/2021
	43 (18 made) vs. Savannah State, 11/13/2016
Season	912 (331 made) in 2022

3-pt. Field Goal Percentage (min. 10 att.)

Game	75.0 (15-20) vs. Northwestern, 1/3/1998
	75.0 (9-12) vs. Northwestern, 3/5/1987
Season	41.9 (44-105) in 1983

Free Throws

Game	41 (43 att.) vs. Drake, 12/22/1969
Season	753 (1,068 att.) in 2001
Consecutive	25 vs. Drake, 1969

Free Throw Attempts

Game	61 (made 37) vs. Long Beach State, 12/4/1993
Season	1,068 (made 753) in 2001

Free Throw Percentage

Game	100% (20-20) vs. Western Illinois, 11/19/2004
	95.6 (22-23) vs. DePaul, 3/15/1995
Season	78.0 (549-704) in 1970

Rebounds

Game	77 vs. UM-Duluth, 12/30/1972
Season	1,508 in 1987 (43.1 avg.)
Average	51.5 (1134 in 22 games) in 1951

Assists

Game	34 vs. Northern Illinois, 12/29/2017
	34 vs. George Mason, 12/1/1984
Season	602 in 2017 and 2018

Blocked Shots

Game	13 vs. Illinois, 3/5/2013
Season	183 in 2013

Steals

Game	23 vs. Northern Iowa, 12/7/1994
	23 vs. Northwestern, 2/22/1986
Season	365 in 1995

Fewest Turnovers (since 1980)

Season	294 (9.5 per game) in 2020-21
--------	-------------------------------

Overall Wins By Senior Class

1989.....	97
1988.....	95
2022.....	91
2016.....	89
1983.....	87
1998.....	86
2015.....	85
1982.....	85

Home Wins By Senior Class

2015.....	59
2016.....	58
2022.....	57
2017.....	55
1988.....	54
2008.....	54
2009.....	54

Iowa's Biggest Comebacks

** vs. Gardner-Webb (Nov. 17, 2012): Trained 38-15 (23 points) with 13 seconds left in first half; won 65-56

** at Illinois (Jan. 14, 1987): Trained 61-39 (22 points) with approximately 16 minutes remaining; won 91-88 in OT

**at Illinois (Jan. 11, 2018): Trained 49-29 (20 points) with 3:53 left in the first half; won 104-97 (OT)

**at Purdue (Jan. 2, 2016): Trained 37-18 (19 points) with 2:21 remaining in the first half; won 70-63

** at Kansas (Dec. 8, 1988): Trained 59-41 (18 points) with 12:52 left in the second half; won 85-81

** at Michigan State (Jan. 28, 1993): Trained by 17 points with 5:32 left; won 96-90 in OT

** vs. George Washington (March 15, 1996): Trained 73-56 (17 points) with 8:21 remaining, won 81-79 in regulation (NCAA Tournament game)

** vs. Northwestern (Feb. 10, 2019): Trained 72-57 (15 points) with 4:15 remaining, won 80-79 in regulation



Points

- 49..... John Johnson vs. Northwestern, 2/24/1970
- 46..... John Johnson vs. UW-Milwaukee, 12/7/1968
- 44..... Luka Garza at Michigan, 12/6/2019
- 43..... Dick Ives vs. Chicago, 2/5/1944
- 42..... Peter Jok vs. Memphis, 11/26/2016
- 42..... Bruce King vs. Pittsburgh, 12/30/1976
- 41..... Luka Garza vs. Southern University, 11/27/2020
- 40..... Rick Williams vs. South Carolina, 1/22/1972
- 39..... Sam Williams vs. Northwestern, 1/21/1967
- 39..... Don Nelson vs. Wisconsin, 1/6/1962
- 38..... Luka Garza at Indiana, 2/13/2020
- 38..... John Johnson vs. Ohio State, 2/21/1970
- 38..... Chris Pervall vs. Illinois, 3/6/1965

Field Goals

- 20..... John Johnson vs. Northwestern, 2/24/1970
- 19..... John Johnson vs. UW-Milwaukee, 12/7/1968
- 17..... Luka Garza at Michigan, 12/6/2019
- 17..... Bruce King vs. Michigan, 1/31/1976
- 16..... John Johnson vs. Ohio State, 3/30/1970
- 16..... John Johnson vs. Ohio State, 2/21/1970
- 15..... 8x (last by Keegan Murray vs. Nebraska, 2/13/2022)

Field Goal Attempts

- 33..... Fred Brown vs. Indiana, 3/6/1971
- 33..... John Johnson vs. Northwestern, 2/24/1970
- 33..... Murray Wier vs. Illinois, 2/9/1948
- 32..... Luka Garza at Michigan, 12/6/2019
- 32..... Fred Brown vs. Michigan, 2/9/1971
- 32..... Charles Darling vs. Indiana, 1/21/1952
- 32..... Murray Wier vs. Northwestern, 2/2/1948
- 31..... 6x (last by John Johnson vs. Notre Dame, 3/14/1970)

3-pt. Field Goals

- 10..... Jordan Bohannon at Maryland, 2/10/2022
- 9..... Chris Kingsbury vs. Long Island, 12/17/1994
- 9..... Chris Kingsbury vs. Drake, 11/29/1994
- 8..... Jordan Bohannon vs. Nebraska, 3/4/2021
- 8..... Jordan Bohannon at Maryland, 2/25/2017
- 8..... Peter Jok vs. Memphis, 11/26/2016
- 8..... Devan Bawinkel vs. Ohio State, 3/3/2009
- 8..... Justin Johnson vs. Ohio State, 2/2/2008
- 8..... Justin Johnson vs. Indiana, 1/2/2008
- 7..... 15x (last by Jordan Bohannon vs. North Carolina, 12/8/2020)

3-pt. Field Goal Attempts

- 19..... Chris Kingsbury vs. Long Island, 12/17/1994
- 16..... Jordan Bohannon at Maryland, 2/10/2022
- 16..... Jordan Bohannon vs. North Carolina, 12/8/2020
- 15..... Jordan Bohannon at Notre Dame, 11/29/2016
- 15..... Justin Johnson vs. LA-Monroe, 12/30/2007
- 14..... Jordan Bohannon at Syracuse, 12/3/2019
- 14..... Jordan Bohannon vs. Savannah State, 12/22/2018
- 14..... Jordan Bohannon vs. Northwestern, 2/25/2018
- 14..... Anthony Tucker vs. Virginia Tech, 12/1/2009
- 14..... Adam Haluska vs. Citadel, 11/13/2006
- 14..... Chris Kingsbury vs. Wisconsin, 1/13/1996

Free Throws

- 22..... Peter Jok vs. Indiana, 2/21/2017
- 21..... Don Nelson vs. Indiana, 2/17/1962
- 18..... Bruce King vs. Pittsburgh, 12/30/1976
- 17..... Dave Gunther vs. West Virginia, 12/29/1956
- 16..... Adam Haluska vs. Northwestern, 2/15/2007
- 16..... Reggie Evans vs. Purdue, 2/21/2001
- 16..... Andre Woolridge vs. Northwestern, 3/8/1997
- 16..... B.J. Armstrong vs. Florida State, 3/18/1988
- 16..... Charles Darling vs. Minnesota, 1/19/1952
- 15..... Glenn Vidnovic vs. Indiana, 1/31/1970

Free Throw Attempts

- 26..... Dave Gunther vs. West Virginia, 12/29/1956
- 25..... Don Nelson vs. Indiana, 2/17/1962
- 23..... Peter Jok vs. Indiana, 2/21/2017
- 23..... Bruce King vs. Pittsburgh, 12/30/1976
- 22..... Reggie Evans vs. Purdue, 2/21/2001
- 21..... Don Nelson vs. Indiana, 2/17/1962
- 21..... Charles Darling vs. Minnesota, 1/19/1952
- 20..... B.J. Armstrong vs. Florida State, 3/18/1988
- 20..... Don Nelson vs. Wisconsin, 1/4/1960
- 20..... Nolden Gentry vs. Texas Tech, 12/13/1958
- 19..... Roy Devyn Marble vs. UNI, 12/15/2012
- 19..... Reggie Evans at Kansas State, 12/23/2000
- 19..... Acie Earl vs. Iowa State, 12/14/1992
- 19..... Dave Roach vs. Saint Louis, 12/9/1963

Rebounds

- 30..... Charles Darling vs. Wisconsin, 3/3/1952
- 25..... Frank Allen vs. California, 12/28/1960
- 25..... Charles Darling vs. Purdue, 1/6/1951
- 23..... Greg Brunner vs. Minnesota, 1/18/2006
- 23..... Kevin Kunnert vs. Drake, 12/27/1972
- 23..... Kevin Kunnert vs. Illinois, 3/7/1972
- 23..... John Johnson vs. Northwestern, 2/11/1969
- 23..... John Johnson vs. Cal-Poly, 11/30/1968
- 23..... Tom Harris vs. California, 12/28/1960
- 23..... Nolden Gentry vs. Michigan, 1/4/1958
- 23..... Bill Logan vs. Michigan, 2/26/1955

Assists

- 16..... Cal Wulfsberg vs. Ohio State, 1/24/1976
- 15..... B.J. Armstrong vs. Minnesota, 2/18/1989
- 14..... Jordan Bohannon vs. Minnesota, 1/10/2021
- 14..... Ronnie Lester vs. Northwestern, 2/16/1978
- 13..... Jordan Bohannon vs. TCU, 3/19/2017
- 13..... Cal Wulfsberg vs. Michigan, 1/31/1976
- 12..... Mike Gesell vs. Minnesota, 2/14/2016
- 12..... Mike Gesell vs. Coppin State, 11/15/2015
- 12..... Dean Oliver vs. Chicago State, 11/14/1997
- 12..... Kevin Smith vs. Centenary, 1/4/1992
- 12..... B.J. Armstrong vs. Georgia, 12/3/1988
- 12..... B.J. Armstrong vs. Ohio State, 2/13/1989
- 12..... Cal Wulfsberg vs. Drake, 12/21/1976

Blocked Shots

- 9..... Acie Earl vs. Wisconsin, 1/29/1992
- 8..... Acie Earl at Drake, 1/4/1993
- 8..... Acie Earl vs. Duke, 3/21/1992
- 8..... Acie Earl vs. Louisiana Tech, 12/7/1991
- 8..... Acie Earl vs. UMES, 11/23/1991
- 8..... Acie Earl vs. UNI, 12/4/1990
- 7..... Gabriel Olaseni vs. Illinois, 3/5/2013
- 7..... Melsahn Basabe vs. Iowa State, 12/10/2010
- 7..... Ereik Hansen vs. Fairfield, 12/2/2005
- 7..... Ereik Hansen vs. Saint Louis, 12/31/2004
- 7..... Ereik Hansen vs. Iowa State, 12/10/2004
- 7..... Acie Earl vs. Michigan State, 2/27/1993

Steals

- 9..... Kenyon Murray vs. Ohio State, 2/18/1995
- 9..... Acie Earl vs. Texas Southern, 12/28/1992
- 8..... Bill Jones vs. Dartmouth, 1/23/1988
- 7..... Eric May vs. SIUE, 11/26/2010
- 7..... Jeff Horner vs. Western Illinois, 11/19/2004
- 7..... Brody Boyd vs. Northern Illinois, 12/6/2003
- 7..... Ryan Bowen vs. Northwestern, 1/3/1998
- 7..... Andre Banks vs. Northwestern, 2/22/1986
- 6..... 13x (last by Joe Toussaint vs. Maryland, 1/7/2021)

Note - Players listed in boldface are current players.



Points

1.	822	Keegan Murray (23.5 avg.), 2022
2.	747	Luka Garza (24.1 avg.), 2021
3.	740	Luka Garza (23.9 avg.), 2020
4.	699	John Johnson (27.9 avg.), 1970
5.	675	Roy Marble (20.5 avg.), 1989
6.	662	Fred Brown (27.6 avg.), 1971
7.	645	Andre Woolridge (20.2 avg.), 1997
8.	638	Greg Stokes (19.9 avg.), 1985
9.	637	Adam Haluska (20.5 avg.), 2007
10.	636	Peter Jok (19.9 avg.), 2017
11.	632	Sam Williams (25.3 avg.), 1968
12.	624	Jarrod Uthoff (18.9 avg.), 2016
13.	604	Ed Horton (18.3 avg.), 1989

Field Goals

1.	307	Keegan Murray, 2022
2.	289	John Johnson, 1970
3.	287	Luka Garza, 2020
4.	281	Luka Garza, 2021
5.	268	Fred Brown, 1971
6.	262	Greg Stokes, 1985
7.	254	Scott Thompson, 1976
8.	250	Ed Horton, 1989
9.	241	Roy Marble, 1989
	241	Bruce King, 1976
11.	219	Greg Stokes, 1983
	219	Sam Williams, 1968
13.	218	Jarrod Uthoff, 2016

Field Goal Attempts

1.	535	Fred Brown, 1971
2.	530	Luka Garza, 2020
3.	517	Scott Thompson, 1976
4.	508	John Johnson, 1970
	508	Luka Garza, 2021
6.	489	Charles Darling, 1952
7.	487	Jarrod Uthoff, 2016
8.	479	Greg Stokes, 1985
9.	477	Bruce King, 1976
10.	475	Sam Williams, 1968

3-pt. Field Goals

1.	117	Chris Kingsbury, 1995
2.	96	Jordan Bohannon, 2018
3.	93	Justin Johnson, 2008
4.	92	Luke Recker, 2002
5.	91	Jordan Bohannon, 2022
6.	90	Adam Haluska, 2007
7.	89	Jordan Bohannon, 2017
8.	86	Jeff Horner, 2005
9.	84	Peter Jok, 2017
10.	80	Peter Jok, 2016
	80	Jordan Bohannon, 2021
12.	79	Jordan Bohannon, 2019
13.	75	Matt Gatens, 2012
14.	74	Kent McCausland, 1998

3-pt. Field Goal Attempts

1.	297	Chris Kingsbury, 1995
2.	269	Justin Johnson, 2008
3.	248	Adam Haluska, 2007
4.	238	Jordan Bohannon, 2022
5.	223	Jordan Bohannon, 2018
	223	Luke Recker, 2002
7.	221	Peter Jok, 2017
8.	214	Jordan Bohannon, 2017
9.	211	Jeff Horner, 2005
	211	Chris Kingsbury, 1996
11.	206	Jordan Bohannon, 2019
12.	205	Jordan Bohannon, 2021
13.	201	Jeff Horner, 2006

Free Throws

1.	218	Reggie Evans, 2001
2.	195	Aaron White, 2015
3.	194	Sam Williams, 1968
4.	193	Aaron White, 2013
5.	187	Reggie Evans, 2002
6.	186	Don Nelson, 1962
7.	178	Sam Williams, 1966
8.	176	Don Nelson, 1961
9.	172	Roy Marble, 1989
10.	167	Adam Haluska, 2007

Free Throw Attempts

1.	346	Reggie Evans, 2001
2.	302	Reggie Evans, 2002
3.	268	Don Nelson, 1961
4.	265	Sam Williams, 1968
5.	264	Don Nelson, 1962
6.	258	Aaron White, 2013
7.	243	Acie Earl, 1992
8.	238	Aaron White, 2015
9.	242	Acie Earl, 1991
10.	232	Sam Williams, 1966

Rebounds

1.	416	Reggie Evans (12.8 avg.), 2001
2.	387	Charles Darling (17.6 avg.), 1951
3.	378	Reggie Evans (11.1 avg.), 2002
4.	353	Kevin Kunnert (14.7 avg.), 1972
5.	350	Ed Horton (10.6 avg.), 1989
6.	334	Kevin Kunnert (13.9 avg.), 1973
7.	332	Bruce King (13.3 avg.), 1977
8.	314	Greg Brunner (9.2 avg.), 2006
9.	305	Luka Garza (9.8 avg.), 2020
10.	303	Keegan Murray (8.7 avg.), 2022
11.	286	Acie Earl (8.9 avg.), 1993
12.	285	Don Nelson (11.9 avg.), 1962

Assists

1.	205	Mike Gesell (6.2 avg.), 2016
2.	193	Andre Woolridge (6.0 avg.), 1996
3.	192	Andre Woolridge (6.0 avg.), 1997
4.	191	Cal Wulfsberg (6.6 avg.), 1976
5.	190	Andre Woolridge (5.8 avg.), 1995
6.	182	Bryce Cartwright (5.9 avg.), 2011
7.	180	Jeff Horner (5.5 avg.), 2005
8.	178	Jordan Bohannon (5.4 avg.), 2018
9.	175	Jordan Bohannon (5.1 avg.), 2017
10.	173	B.J. Armstrong (5.4 avg.), 1989
11.	169	Jeff Horner (5.6 avg.), 2006

Assist/Turnover Ratio

1.	4.59	Connor McCaffery (1.9 apg), 2019-20
2.	3.73	Connor McCaffery (3.6 apg), 2020-21
3.	3.15	Mike Gesell (6.2 apg), 2015-16
4.	3.07	Jordan Bohannon (4.4 apg), 2020-21
5.	3.05	Mike Gesell (3.9 apg), 2013-14
6.	2.75	Dean Oliver (4.8 apg), 2000-01
7.	2.62	Jordan Bohannon (5.1 apg), 2017-18
8.	2.53	Andre Banks (3.5 apg), 1984-85
9.	2.45	Ryan Luehrmann (3.7 apg), 1997-98
10.	2.37	Connor McCaffery (3.0 apg), 2018-19

Blocked Shots

1.	121	Acie Earl (4.0 avg.), 1992
2.	106	Acie Earl (3.3 avg.), 1991
3.	89	Erek Hansen (2.6 avg.), 2006
4.	88	Acie Earl (2.8 avg.), 1993
5.	86	Jarrod Uthoff (2.6 avg.), 2016
6.	83	Erek Hansen (2.6 avg.), 2005
7.	79	Greg Stokes (2.5 avg.), 1983
8.	68	Keegan Murray (1.9 avg.), 2022
9.	62	Greg Stokes (1.9 avg.), 1985
10.	58	Greg Stokes (2.1 avg.), 1984
11.	56	Jarrod Uthoff (1.6 avg.), 2015

Steals

1.	79	Ryan Bowen (2.5 avg.), 1998
2.	72	Bill Jones (2.1 avg.), 1988
3.	70	Jim Bartels (2.1 avg.), 1995
4.	68	Brody Boyd (2.3 avg.), 2004
5.	66	Andre Banks (2.1 avg.), 1986
	66	Steve Carfino (2.4 avg.), 1984
7.	62	Dean Oliver (2.1 avg.), 2000
8.	61	B.J. Armstrong (1.8 avg.), 1988
9.	60	Roy Marble (1.8 avg.), 1988
	60	Roy Devyn Marble (1.8 avg.), 2014



Points

1.	2,306	Luka Garza, 2018-21
2.	2,116	Roy Marble, 1986-89
3.	2,033	Jordan Bohannon, 2017-22
4.	1,859	Aaron White, 2011-15
5.	1,779	Acie Earl, 1990-93
6.	1,768	Greg Stokes, 1982-85
7.	1,705	B.J. Armstrong, 1986-89
8.	1,694	Roy Devyn Marble, 2011-14
9.	1,675	Ronnie Lester, 1977-80
10.	1,635	Matt Gatens, 2009-12

Field Goals

1.	870	Luka Garza, 2018-21
2.	787	Roy Marble, 1986-89
3.	705	Greg Stokes, 1982-85
4.	642	Acie Earl, 1990-93
5.	622	Ronnie Lester, 1977-80
6.	604	Jordan Bohannon, 2017-22
7.	590	Aaron White, 2011-15
8.	583	B.J. Armstrong, 1986-89
9.	581	Jess Settles, 1994-99
10.	573	Bruce King, 1975-77

Field Goal Attempts

1.	1,594	Luka Garza, 2018-21
2.	1,554	Jordan Bohannon, 2017-22
3.	1,459	Roy Marble, 1986-89
4.	1,359	Roy Devyn Marble, 2011-14
5.	1,321	Ronnie Lester, 1977-80
6.	1,294	Greg Stokes, 1982-85
7.	1,265	Acie Earl, 1990-93
8.	1,264	Matt Gatens, 2009-12
9.	1,213	Dean Oliver, 1998-01
10.	1,205	James Moses, 1989-92

3-pt. Field Goals

1.	455	Jordan Bohannon, 2017-22
2.	262	Jeff Horner, 2003-06
3.	239	Matt Gatens, 2009-12
4.	226	Chris Kingsbury, 1994-96
5.	216	Peter Jok, 2014-17
6.	214	Kent McCausland, 1996-99
7.	212	Adam Haluska, 2005-07
8.	193	Brody Boyd, 2001-04
9.	184	Joe Wieskamp, 2019-21
10.	161	Dean Oliver, 1998-01
11.	139	Luke Recker, 2001-02
12.	137	Jarrod Uthoff, 2014-16

3-pt. Field Goal Attempts

1.	1,147	Jordan Bohannon, 2017-22
2.	713	Jeff Horner, 2003-06
3.	652	Matt Gatens, 2009-12
4.	645	Chris Kingsbury, 1994-96
5.	582	Adam Haluska, 2005-07
6.	571	Peter Jok, 2014-17
7.	544	Brody Boyd, 2001-04
8.	472	Kent McCausland, 1996-99
9.	465	Dean Oliver, 1998-01
10.	396	Roy Devyn Marble, 2011-14

Free Throws

1.	619	Aaron White, 2011-15
2.	516	Roy Marble, 1986-89
3.	493	Acie Earl, 1990-93
4.	468	Dean Oliver, 1998-01
5.	462	Don Nelson, 1960-62
6.	446	Luka Garza, 2018-21
7.	432	Roy Devyn Marble, 2011-14
8.	431	Ronnie Lester, 1977-80
9.	405	Reggie Evans, 2001-02
10.	403	B.J. Armstrong, 1986-89

Free Throw Attempts

1.	800	Aaron White, 2011-14
2.	725	Acie Earl, 1990-93
3.	707	Roy Marble, 1986-89
4.	687	Don Nelson, 1960-62
5.	648	Reggie Evans, 2001-02
6.	636	Luka Garza, 2018-21
7.	621	Dean Oliver, 1998-01
8.	595	Roy Devyn Marble, 2011-14
9.	566	Greg Brunner, 2003-06
10.	557	Ronnie Lester, 1977-80

Rebounds

1.	990	Greg Brunner (7.8 avg.), 2003-06
2.	931	Luka Garza (7.3 avg.), 2018-21
3.	914	Kevin Kunnert (12.7 avg.), 1971-73
4.	901	Aaron White, (6.4 avg.), 2011-15
5.	877	Ed Horton (6.6 avg.), 1986-89
6.	857	Michael Payne (7.3 avg.), 1982-85
7.	852	Bruce King (10.7 avg.), 1975-77
8.	811	Acie Earl (7.0 avg.), 1990-93
9.	807	Greg Stokes (6.7 avg.), 1982-85
10.	804	Ryan Bowen (6.7 avg.), 1995-98

Assists

1.	704	Jordan Bohannon (4.5 avg.), 2017-22
2.	612	Jeff Horner (5.0 avg.), 2003-06
3.	575	Andre Woolridge (5.9 avg.), 1995-97
4.	561	Dean Oliver (4.5 avg.), 1998-01
5.	557	Mike Gesell (4.16 avg.), 2012-16
6.	517	B.J. Armstrong (4.0 avg.), 1986-89
7.	480	Ronnie Lester (4.8 avg.), 1977-80
8.	397	Roy Devyn Marble (2.9 avg.), 2011-14
9.	358	Mon'ter Glasper (2.9 avg.), 1993-96
10.	352	Kenny Arnold (3.2 avg.), 1979-82

Assist/Turnover Ratio (minimum 2.75 apg)

1.	3.47	Connor McCaffery (3.1 apg), 2018-22
2.	2.53	Andre Banks (2.9 apg), 1983-86
3.	2.45	Mike Gesell (4.2 apg), 2013-16
4.	2.44	Jordan Bohannon (3.9 apg), 2017-22
5.	2.03	B.J. Armstrong (4.0 apg), 1986-89
6.	1.95	Kevin Smith (3.9 apg), 1991-93
7.	1.91	Jeff Horner (5.0 apg), 2003-06
8.	1.88	Andre Woolridge (6.0 apg), 1995-97
9.	1.88	Dean Oliver (4.5 apg), 1998-01
10.	1.87	Mon'ter Glasper (2.9 apg), 1993-96

Blocked Shots

1.	365	Acie Earl (3.1 avg.), 1990-93
2.	229	Greg Stokes (1.9 avg.), 1982-85
3.	212	Erek Hansen (2.4 avg.), 2004-06
4.	177	Jarrod Uthoff (1.8 avg.), 2013-16
5.	154	Luka Garza (1.2 avg.), 2018-21
6.	148	Melsahn Basabe (1.1 avg.), 2011-14
7.	141	Gabriel Olaseni (1.2 avg.), 2011-15
8.	124	Ryan Bowen (1.0 avg.), 1995-98
9.	121	Nicholas Baer (0.9 avg.), 2016-19
10.	120	Michael Payne (1.0 avg.), 1982-85

Steals

1.	208	Ryan Bowen (1.7 avg.), 1995-98
2.	205	Dean Oliver (1.6 avg.), 1998-01
3.	200	Kenyon Murray (1.6 avg.), 1993-96
4.	183	Roy Marble (1.4 avg.), 1986-89
5.	182	Steve Carfino (1.6 avg.), 1981-84
6.	178	B.J. Armstrong (1.4 avg.), 1986-89
7.	176	Roy Devyn Marble (1.3 avg.), 2011-14
8.	166	Jeff Horner (1.3 avg.), 2003-06
9.	160	Mike Gesell (1.2 avg.), 2012-16
10.	155	Jim Bartels (1.6 avg.), 1991-95

Games Played

1.	179	Jordan Bohannon, 2017-22
2.	140	Aaron White, 2012-15 (consecutive)
3.	138	Adam Woodbury, 2012-16 (consecutive)
4.	137	Anthony Clemmons, 2012-16
	137	Zach McCabe, 2011-14 (consecutive)
6.	136	Roy Devyn Marble, 2011-14
	136	Melsahn Basabe, 2011-14
8.	134	Connor McCaffery, 2018-22
	134	Mike Gesell, 2012-16
	134	Roy Marble, 1986-89
11.	133	Eric May, 2012-13

TEAM LEADERS -- SINGLE GAME

IOWA BASKETBALL



2023 MEDIA GUIDE

Points

1. 126 vs. Morgan State, 11/25/1994
- 126 vs. Oral Roberts, 12/30/1987
3. 124 vs. UC-Irvine, 12/5/1987
4. 121 vs. Centenary, 1/4/1992
- 121 vs. Notre Dame, 3/14/1970
6. 119 vs. Wisconsin, 2/10/1970
7. 116 vs. Savannah State, 11/13/2016
- 116 vs. Northwestern, 2/9/1995
- 116 vs. Northwestern, 2/24/1970
- 116 vs. UW-Milwaukee, 12/7/1968

Field Goals

1. 52 vs. Notre Dame, 3/14/1970
2. 50 vs. Nevada-Reno, 12/9/1980
3. 48 vs. Northwestern, 2/24/1970
4. 47 on three occasions

Field Goal Attempts

1. 127 vs. Augustana, 12/1/1945
2. 115 vs. South Dakota State, 12/2/1946
3. 108 vs. Minn.-Duluth, 12/30/1972
4. 104 vs. UCLA, 12/23/1950
5. 100 vs. Creighton, 12/11/1948

Field Goal Percentage

1. 69.8 (37-53) vs. Northeastern, 11/30/1986
2. 68.0 (34-50) vs. Illinois, 1/20/2019
3. 67.5 (27-40) vs. Air Force, 12/28/2004
4. 66.7 (30-45) vs. UMBC, 12/15/1990
- 66.7 (28-42) vs. Ohio State, 2/18/1984
6. 66.1 (37-56) at UNI, 12/10/1991
- 66.1 (43-65) vs. Holy Cross, 12/27/1975

3-pt. Field Goals

1. 20 vs. Alabama State, 11/18/2021
- 19 vs. Northwestern, 3/10/2022
- 19 at Maryland, 2/10/2022
- 19 vs. Savannah State, 12/22/2018
5. 18 vs. Savannah State, 11/13/2016
6. 17 vs. North Carolina, 12/8/2020
7. 16 vs. Nebraska, 3/4/2021
- 16 at Maryland, 2/25/2016
- 16 vs. TCU, 3/19/2017

3-pt. Field Goal Att.

1. 44 vs. Alabama State, 11/18/2021
- 43 vs. Nebraska, 3/4/2021
- 43 vs. Savannah State, 11/13/2016
4. 42 vs. Savannah State, 12/22/2018
5. 40 vs. North Carolina, 12/8/2020
6. 37 vs. Texas, 11/23/2009
7. 36 at Iowa State, 12/7/2017
- 36 vs. Long Island, 12/17/1994
9. 35 vs. Northwestern, 3/10/2022
- 35 at Notre Dame, 11/29/2016

3-pt. Field Goal Pct. (minimum 10 att.)

1. 75.0 (15-20) vs. Northwestern, 1/3/1998
- 75.0 (9-12) at Northwestern, 3/5/1987
3. 73.3 (11-15) vs. So. Miss., 12/22/1997
4. 71.4 (15-21) vs. Illinois, 1/20/2019
5. 70.0 (7-10) vs. East Tenn. State, 3/14/1991
- 70.0 (7-10) at Drake, 11/29/1988
7. 68.4 (13-19) vs. Michigan, 2/4/2006

Free Throws

1. 41 vs. Drake, 12/22/1969
2. 40 vs. Wisconsin, 1/21/1995
3. 39 vs. Indiana, 2/21/2017
- 39 vs. Minnesota, 1/13/1993
5. 38 vs. Omaha, 11/10/2013
- 38 vs. South Alabama, 12/4/1998
- 38 vs. Creighton, 12/21/1968

Free Throw Att.

1. 61 vs. Long Beach State, 12/4/1993
2. 53 vs. Drake, 11/30/1993
3. 52 vs. Wisconsin, 1/21/1995
4. 51 vs. UC-Santa Barbara, 12/2/1989
5. 50 vs. Missouri, 12/16/2000

Free Throw Pct. (minimum 13 att.)

1. 100.0 (20-20) vs. Western Illinois, 11/19/2004
- 100.0 (18-18) vs. Indiana, 1/14/1979
- 100.0 (15-15) at Illinois, 3/8/2020
- 100.0 (15-15) at Virginia, 3/27/2013
- 100.0 (13-13) at Purdue, 12/28/2016
6. 95.6 (22-23) vs. DePaul, 3/15/1995

Rebounds

1. 77 vs. Minn.-Duluth, 12/30/1972
- 76 at California, 12/28/1960
- 76 vs. Ohio State, 2/14/1955
4. 75 vs. Purdue, 1/6/1951
5. 74 vs. American-Puerto Rico, 12/20/1992
- 74 vs. Cal-Poly, 11/30/1968

Assists

1. 34 vs. Northern Illinois, 12/29/2017
- 34 vs. George Mason, 12/1/1984
3. 33 vs. Savannah State, 11/13/2016
4. 32 vs. Central Arkansas, 12/19/2011
- 32 vs. Nevada-Reno, 12/9/1980
6. 31 vs. Coppin State, 11/15/2015
- 31 vs. Morgan State, 11/25/1994
8. 30 vs. Savannah State, 12/22/2018
- 30 vs. Central Conn. St., 1/2/1993
- 30 vs. Centenary, 1/4/1992

Blocked Shots

1. 14 vs. Drake, 12/19/2015
- 13 vs. Illinois, 3/5/2013
2. 12 vs. Northern Illinois, 11/26/2014
- 12 vs. UNC Wilmington, 11/8/2013
- 12 vs. Saint Louis, 12/31/2004
- 12 vs. UNC Greensboro, 12/4/2004
- 12 at North Carolina, 11/24/2004
7. 11 vs. Fairfield, 12/2/2005
- 11 at Minnesota, 2/23/2005
- 11 at Drake, 1/4/1993

Steals

1. 23 vs. UNI, 12/7/1994
- 23 vs. Northwestern, 2/22/1986
3. 21 vs. Morgan State, 11/25/1994
- 21 vs. Drake, 11/30/1993
5. 19 vs. SIUE, 11/26/2010
- 19 vs. Bucknell, 12/28/1997
- 19 vs. Ohio State, 1/10/1996
- 19 vs. Drake, 12/3/1991
- 19 vs. Morehead State, 11/28/1984

TEAM LEADERS -- SEASON

Wins

1. 30 in 1987
2. 26 in 2022
3. 25 in 2013
- 25 in 2006
5. 24 in 1988
6. 23 in 2001
- 23 in 1996
- 23 in 1989
- 23 in 1980

Winning Percentage

1. 94.4 (17-1) in 1945
2. 86.7 (13-2) in 1923
3. 86.4 (19-3) in 1952
4. 85.7 (30-5) in 1987
5. 83.3 (10-2) in 1902

Points

1. 3,181 in 1988
2. 3,055 in 1987
3. 2,995 in 2022
4. 2,957 in 1989
5. 2,757 in 1995
6. 2,740 in 2019
7. 2,689 in 2014

Scoring Average

1. 98.7 in 1970
2. 93.6 in 1988
3. 89.6 in 1989
4. 87.3 in 1987

Field Goals

1. 1,141 in 1988
2. 1,140 in 1987
3. 1,092 in 1989

Field Goal Att.

1. 2,322 in 2022
2. 2,194 in 1987
3. 2,160 in 1988
4. 2,156 in 2013
5. 2,122 in 2017

Field Goal Pct.

1. 52.8 in 1988
2. 52.3 in 1970
3. 52.0 in 1987

3-pt. Field Goals

1. 331 in 2022
2. 301 in 2021
3. 300 in 2017
4. 285 in 2019
5. 274 in 1995
6. 269 in 2016
7. 258 in 2009

3-pt. Field Goal Att.

1. 912 in 2022
2. 791 in 2017
3. 782 in 2019
4. 780 in 2021
5. 753 in 2010
6. 743 in 1995

3-pt. Field Goal Pct.

1. 41.9 in 1983
2. 41.5 in 1988
3. 40.6 in 1991

Free Throws

1. 753 in 2001
2. 711 in 1988
3. 660 in 2014
4. 655 in 2013
5. 647 in 1989

Free Throw Attempts

1. 1,068 in 2001
2. 996 in 1988
3. 929 in 1987
4. 919 in 1989

Free Throw Pct. (min. 500 att.)

1. 78.0 in 1970
2. 77.1 in 1969
3. 75.0 in 2020
4. 74.9 in 2022
5. 74.7 in 1971

Rebounds

1. 1,508 in 1987
2. 1,484 in 2013
3. 1,370 in 1993
4. 1,367 in 1989

Rebounding Average

1. 51.5 in 1951
2. 49.4 in 1973
3. 48.4 in 1972

Assists

1. 602 in 2018
- 602 in 2017
3. 600 in 1988
- 600 in 1985
5. 594 in 2021
6. 581 in 1987

Blocked Shots

1. 183 in 2013
2. 174 in 2005
3. 167 in 2006
4. 165 in 1993
5. 164 in 2014

Steals

1. 365 in 1995
2. 329 in 1988
3. 315 in 1998


40-Plus Point Games

Player	Pts	Opponent	Date
John Johnson	49	Northwestern	2/24/1970
John Johnson	46	Milwaukee	12/7/1968
Luka Garza	44	at Michigan	12/6/2019
Dick Ives	43	Chicago	2/5/1944
Bruce King	42	Pittsburgh	12/30/1976
Peter Jok	42	vs. Memphis	11/26/2016
Luka Garza	41	Southern Univ.	11/27/2020
Rick Williams	40	South Carolina	1/22/1972

30-Plus Point Games

Player	Pts	Opponent	Date
Don Nelson	39	at Wisconsin	1/6/1962
Sam Williams	39	at Northwestern	1/21/1967
Chris Pervall	38	Illinois	3/6/1965
John Johnson	38	at Ohio State	2/21/1970
Luka Garza	38	at Michigan	12/6/2019
Dick Ives	37	Western Illinois	12/15/1943
Dave Gunther	37	Ohio State	2/21/1959
Don Nelson	37	at Indiana	2/17/1962
Sam Williams	37	at Stanford	12/23/1967
John Johnson	37	Ohio State	3/3/1970
Fred Brown	37	Purdue	2/20/1971
Roy Marble	37	at Illinois	3/8/1989
Keegan Murray	37	Nebraska	2/13/2022
Bill Logan	36	vs. Temple	3/22/1956
Dave Gunther	36	vs. Wyoming	12/27/1958
Don Nelson	36	Northwestern	1/8/1962
John Johnson	36	Michigan State	2/14/1970
Fred Brown	36	Illinois	2/2/1971
Bruce King	36	at Michigan	1/31/1976
Bruce King	36	Michigan State	2/7/1977
Acie Earl	36	Wisconsin	3/10/1993
Rob Griffin	36	Penn State	3/4/2000
Adam Haluska	36	Georgia State	12/20/2006
Luka Garza	36	vs. Oregon	3/22/2021
Dave Gunther	35	Washington	12/20/1958
Don Nelson	35	Wisconsin	3/10/1962
Sam Williams	35	Illinois	2/6/1967
Fred Brown	35	Ohio State	1/9/1971
Fred Brown	35	at Northwestern	1/30/1971
Fred Brown	35	Michigan	3/9/1971
Rick Williams	35	at Michigan	1/25/1972
Greg Stokes	35	George Mason	12/1/1984
B.J. Armstrong	35	vs. Florida State	3/18/1988
B.J. Armstrong	35	vs. Rutgers	3/18/1989
Peter Jok	35	Indiana	2/21/2017
Luka Garza	35	Western Illinois	12/3/2020
Keegan Murray	35	vs. Utah State	12/18/2021
Keegan Murray	35	Maryland	1/3/2022

Murray Wier	34	Illinois	2/9/1948
Charles Darling	34	Minnesota	1/19/1952
Charles Darling	34	Wisconsin	3/3/1952
Carl Cain	34	Kentucky	3/17/1956
Dave Gunther	34	vs. Oregon State	12/29/1958
Don Nelson	34	Arizona	12/19/1960
Don Nelson	34	Michigan State	1/14/1961
Sam Williams	34	at Minnesota	3/4/1968
John Johnson	34	at Michigan	1/6/1970
Kevin Kunnert	34	at Indiana	2/19/1972
Andre Woolridge	34	at Northwestern	3/8/1997
Adam Haluska	34	at Minnesota	2/7/2007
Peter Jok	34	at Nebraska	1/5/2017
Luka Garza	34	vs. Penn State	1/4/2020
Luka Garza	34	Iowa State	12/11/2020
Don Nelson	33	at Evansville	12/1/1960
Sam Williams	33	at Michigan State	1/23/1968
John Johnson	33	at Minnesota	3/4/1969
John Johnson	33	at Cincinnati	12/18/1969
John Johnson	33	at Hawai'i	12/30/1969
John Johnson	33	Minnesota	2/3/1970
John Johnson	33	at Indiana	2/7/1970
Fred Brown	33	at Bowling Green	12/14/1970
Rick Williams	33	at Michigan State	2/26/1972
Greg Stokes	33	at Wisconsin	2/23/1983
Val Barnes	33	at Penn State	2/22/1993
Adam Haluska	33	Indiana	2/3/2007
Matt Gatens	33	Wisconsin	2/23/2012
Peter Jok	33	Omaha	12/3/2016
Luka Garza	33	Michigan	1/17/2020
Luka Garza	33	Minnesota	1/10/2021
Dave Danner	32	Chicago	2/5/1944
Frank Calsbeek	32	Indiana	1/14/1950
Bill Logan	32	Michigan	1/11/1954
Don Nelson	32	at Illinois	3/3/1962
Dave Roach	32	Saint Louis	12/9/1963
George Peeples	32	Purdue	2/20/1965
Gerry Jones	32	at Minnesota	2/20/1967
Sam Williams	32	vs. Saint Louis	12/30/1967
Sam Williams	32	Ohio State	1/13/1968
John Johnson	32	at Northwestern	3/7/1970
Fred Brown	32	Creighton	12/4/1970
Fred Brown	32	at Drake	12/12/1970
Rick Williams	32	Illinois	2/15/1972
Kevin Kunnert	32	at Northwestern	2/19/1973
Candy LaPrince	32	at Michigan State	1/21/1974
Chad Calabria	32	Purdue	2/11/1974
Jim Collins	32	Purdue	2/11/1974
Bruce King	32	Illinois	1/3/1976
Roy Marble	32	Michigan	2/9/1989
Ed Horton	32	vs. N.C. State	3/19/1989
Ray Thompson	32	at Iowa State	12/7/1989
Acie Earl	32	at Iowa State	12/14/1991
Chris Kingsbury	32	Northwestern	2/9/1995
Andre Woolridge	32	Missouri	12/21/1996
Jeff Horner	32	at Purdue	2/1/2006
Jarrold Uthoff	32	at Iowa State	12/10/2015
Isaiah Moss	32	at Minnesota	2/21/2018
Luka Garza	32	at Minnesota	12/25/2020
Keegan Murray	32	vs. Indiana	3/12/2022



Charles Darling	31	at Indiana	1/21/1952
Charles Darling	31	Butler	2/4/1952
Dave Gunther	31	at Indiana	1/17/1959
John Johnson	31	at Wisconsin	1/10/1970
Glenn Vidnovic	31	Indiana	1/31/1970
Fred Brown	31	at Minnesota	2/23/1971
Kevin Kunnert	31	Ohio State	2/12/1973
Larry Parker	31	VCU	11/30/1974
Bruce King	31	Ohio State	1/27/1977
Ronnie Lester	31	at Ohio State	1/7/1978
Ronnie Lester	31	at Ohio State	2/24/1979
Val Barnes	31	Iowa State	12/8/1990
Acie Earl	31	UMBC	12/15/1990
Acie Earl	31	vs. Butler	12/27/1991
Andre Woolridge	31	UNI	12/10/1996
Luke Recker	31	at Missouri	12/15/2001
Adam Haluska	31	Coppin State	12/2/2006
Roy Devyn Marble	31	at Oregon	3/18/2012

Dave Gunther	30	at Michigan State	2/10/1958
Fred Brown	30	at Michigan State	1/12/1971
Scott Thompson	30	at Michigan State	1/5/1976
Scott Thompson	30	at Michigan	1/31/1976
Ronnie Lester	30	at Purdue	2/23/1979
B.J. Armstrong	30	Wisconsin	3/10/1988
Roy Marble	30	at Michigan	3/4/1989
Acie Earl	30	UCLA	12/22/1990
James Moses	30	Illinois	2/23/1991
Chris Kingsbury	30	at Hawai'i	12/29/1994
Chris Kingsbury	30	vs. Connecticut	11/24/1995
Kyle Galloway	30	vs. Minnesota	3/9/2000
Dean Oliver	30	vs. Michigan State	3/10/2000
Reggie Evans	30	vs. Penn State	3/10/2001
Reggie Evans	30	UMES	11/13/2001
Adam Haluska	30	at Penn State	2/28/2007
Aaron Fuller	30	Michigan	2/16/2010
Matt Gatens	30	Indiana	2/19/2012
Roy Devyn Marble	30	vs. Northern Iowa	12/15/2012
Roy Devyn Marble	30	vs. Xavier	11/28/2013
Peter Jok	30	Seton Hall	11/17/2016
Jordan Bohannon	30	vs. UAB	11/22/2017
Joe Wieskamp	30	Nebraska	2/8/2020
Luka Garza	30	Oral Roberts	11/15/2019
Luka Garza	30	vs. Gonzaga	12/19/2020
Luka Garza	30	at Wisconsin	2/18/2021
Keegan Murray	30	at Maryland	2/10/2022
Jordan Bohannon	30	at Maryland	2/10/2022

Career 40+ Point Games

Player	Years	No.
John Johnson	1969-70	2
Luka Garza	2018-20	2
Dick Ives	1944-47	1
Peter Jok	2014-17	1
Bruce King	1975-77	1
Rick Williams	1972-73	1

Career 30+ Point Games

Player	Years	No.
John Johnson	1969-70	13
Luka Garza	2018-20	13
Fred Brown	1970-71	10
Don Nelson	1960-62	8
Sam Williams	1967-68	7
Dave Gunther	1957-59	6
Bruce King	1975-77	5
Acie Earl	1990-93	5
Adam Haluska	2005-07	5
Peter Jok	2014-17	5
Keegan Murray	2021-22	5
Charles Darling	1950-52	4
Rick Williams	1972-73	4
B.J. Armstrong	1986-89	3
Chris Kingsbury	1994-96	3
Kevin Kunnert	1971-73	3
Ronnie Lester	1977-80	3
Roy Marble	1986-89	3
Roy Devyn Marble	2011-14	3
Andre Woolridge	1995-97	3
Val Barnes	1991-93	2
Reggie Eavns	2000-02	2
Matt Gatens	2009-12	2
Dick Ives	1944-47	2
Bill Logan	1954-56	2
Greg Stokes	1982-85	2
Scott Thompson	1974-76	2
Jordan Bohannon	2017-22	2
Carl Cain	1954-56	1
Chad Calabria	1968-70	1
Frank Calsbeek	1949-51	1
Jim Collins	1972-74	1
Dave Danner	1944-47	1
Aaron Fuller	2009-10	1
Kyle Galloway	1998, 2000-01	1
Rob Griffin	2000	1
Jeff Horner	2003-06	1
Ed Horton	1986-89	1
Gerry Jones	1965, 1967	1
Candy LaPrince	1973-74	1
James Moses	1989-92	1
Isaiah Moss	2017-present	1
Dean Oliver	1998-2000	1
Larry Parker	1973-76	1
George Peeples	1964-66	1
Chris Pervall	1965-66	1
Luke Recker	2001-02	1
Dave Roach	1962-64	1
Ray Thompson	1989-90	1
Jarroff Uthoff	2014-16	1
Glenn Vidnovic	1968-70	1



B.J. Armstrong (1986-89)

30	Wisconsin	3/10/1988
35	vs. Florida State	3/18/1988
35	vs. Rutgers	3/18/1989

Val Barnes (1991-93)

31	Iowa State	12/8/1990
33	at Penn State	2/22/1993

Jordan Bohannon (2017-21)

30	vs. UAB	11/22/2017
30	at Maryland	2/10/2022

Fred Brown (1970-71)

32	Creighton	12/4/1970
32	at Drake	12/12/1970
33	at Bowling Green	12/14/1970
35	Ohio State	1/9/1971
30	at Michigan State	1/12/1971
35	at Northwestern	1/30/1971
36	Illinois	2/2/1971
31	at Minnesota	2/23/1971
37	Purdue	2/20/1971
35	Michigan	3/9/1971

Carl Cain (1954-56)

34	Kentucky	3/17/1956
----	----------	-----------

Chad Calabria (1968-70)

32	Purdue	2/11/1974
----	--------	-----------

Frank Calsbeek (1949-51)

32	Indiana	1/14/1950
----	---------	-----------

Jim Collins (1972-74)

32	Purdue	2/11/1974
----	--------	-----------

Dave Danner (1944-47)

32	Chicago	2/5/1944
----	---------	----------

Charles Darling (1950-52)

34	Minnesota	1/19/1952
31	at Indiana	1/21/1952
31	Butler	2/4/1952
34	Wisconsin	3/3/1952

Acie Earl (1990-93)

31	UMBC	12/15/1990
30	UCLA	12/22/1990
32	at Iowa State	12/14/1991
31	vs. Butler	12/27/1991
36	Wisconsin	3/10/1993

Reggie Evans (2000-02)

30	vs. Penn State	3/10/2001
30	UMES	11/13/2001

Aaron Fuller (2009-10)

30	Michigan	2/16/2010
----	----------	-----------

Kyle Galloway (1998, 2000-01)

30	vs. Minnesota	3/9/2000
----	---------------	----------

Luka Garza (2018-21)

30	Oral Roberts	11/15/2019
44	at Michigan	12/6/2019
34	vs. Penn State	1/4/2020
33	Michigan	1/17/2020
38	at Indiana	2/13/2020
41	Southern University	11/27/2020
35	Western Illinois	12/3/2020
34	Iowa State	12/11/2020
30	vs. Gonzaga	12/19/2020
32	at Minnesota	12/25/2020
33	Minnesota	1/10/2021
30	at Wisconsin	2/18/2021
36	vs. Oregon	3/22/2021

Matt Gatens (2009-12)

30	Indiana	2/19/2012
33	Wisconsin	2/23/2012

Rob Griffin (2000)

36	Penn State	3/4/2000
----	------------	----------

Dave Gunther (1957-59)

30	at Michigan State	2/10/1958
35	Washington	12/20/1958
36	vs. Wyoming	12/27/1958
34	vs. Oregon State	12/29/1958
31	at Indiana	1/17/1959
37	Ohio State	2/21/1959

Adam Haluska (2005-07)

31	Coppin State	12/2/2006
36	Georgia State	12/20/2006
33	Indiana	2/3/2007
34	at Minnesota	2/7/2007
30	at Penn State	2/28/2007

Jeff Horner (2003-06)

32	at Purdue	2/1/2006
----	-----------	----------

Ed Horton (1986-89)

32	vs. N.C. State	3/19/1989
----	----------------	-----------

Dick Ives (1944-47)

37	Western Illinois	12/15/1943
43	Chicago	2/5/1944

John Johnson (1969-70)

46	Milwaukee	12/7/1968
33	at Minnesota	3/4/1969
33	at Cincinnati	12/18/1969
33	at Hawai'i	12/30/1969
34	at Michigan	1/6/1970
31	at Wisconsin	1/10/1970
33	Minnesota	2/3/1970
33	at Indiana	2/7/1970
36	Michigan State	2/14/1970
38	at Ohio State	2/21/1970
49	Northwestern	2/24/1970
37	Ohio State	3/3/1970
32	at Northwestern	3/7/1970

Peter Jok (2014-17)

30	Seton Hall	11/17/2016
42	vs. Memphis	11/26/2016
33	Omaha	12/3/2016
34	at Nebraska	1/5/2017
35	Indiana	2/21/2017

Gerry Jones (1965, 1967)

32	at Minnesota	2/20/1967
----	--------------	-----------

Bruce King (1975-77)

32	Illinois	1/3/1976
36	at Michigan	1/31/1976
42	vs. Pittsburgh	12/30/1976
31	Ohio State	1/27/1977
36	Michigan State	2/7/1977

Chris Kingsbury (1994-96)

30	at Hawai'i	12/29/1994
32	Northwestern	2/9/1995
30	vs. Connecticut	11/24/1995

Kevin Kunnert (1971-73)

31	Ohio State	2/12/1973
32	at Northwestern	2/19/1973
34	at Indiana	2/19/1972

Candy LaPrince (1973-74)

32	at Michigan State	1/21/1974
----	-------------------	-----------

Ronnie Lester (1977-80)

31	at Ohio State	1/7/1978
30	at Purdue	2/23/1979
31	at Ohio State	2/24/1979

Bill Logan (1954-56)

32	Michigan	1/11/1954
36	vs. Temple	3/22/1956

Roy Marble (1986-89)

32	Michigan	2/9/1989
30	at Michigan	3/4/1989
37	at Illinois	3/8/1989

Roy Devyn Marble (2011-14)

31	at Oregon	3/18/2012
30	vs. UNI	12/15/2012
30	vs. Xavier	11/28/2013

James Moses (1989-92)

30	Illinois	2/23/1991
----	----------	-----------

Isaiah Moss (2017-19)

32	at Minnesota	2/21/2018
----	--------------	-----------

Keegan Murray (2021-22)

35	vs. Utah State	12/18/2021
35	Maryland	1/3/2022
30	at Maryland	2/10/2022
37	Nebraska	2/13/2022
32	vs. Indiana	3/12/2022

Don Nelson (1960-62)

33	at Evansville	12/1/1960
34	Arizona	12/19/1960
34	Michigan State	1/14/1961
39	at Wisconsin	1/6/1962
36	Northwestern	1/8/1962
37	at Indiana	2/17/1962
32	at Illinois	3/3/1962
35	Wisconsin	3/10/1962

Dean Oliver (1998-2000)

30	vs. Michigan State	3/10/2000
----	--------------------	-----------

Larry Parker (1973-76)

31	VCU	11/30/1974
----	-----	------------

George Peeples (1964-66)

32	Purdue	2/20/1965
----	--------	-----------

Chris Pervall (1965-66)

38	Illinois	3/6/1965
----	----------	----------

Luke Recker (2001-02)

31	at Missouri	12/15/2001
----	-------------	------------

Dave Roach (1962-64)

32	Saint Louis	12/9/1963
----	-------------	-----------

Greg Stokes (1982-85)

33	at Wisconsin	2/23/1983
35	George Mason	12/1/1984

Ray Thompson (1989-90)

32	at Iowa State	12/7/1989
----	---------------	-----------

Scott Thompson (1974-76)

30	at Michigan State	1/5/1976
30	at Michigan	1/31/1976

Jarrod Uthoff (2014-16)

32	at Iowa State	12/10/2015
----	---------------	------------

Glenn Vidnovic (1968-70)

31	Indiana	1/31/1970
----	---------	-----------

Murray Wier (1945-48)

34	Illinois	2/9/1948
----	----------	----------

Joe Wieskamp (2019-21)

30	Nebraska	2/8/2020
----	----------	----------

Rick Williams (1972-73)

40	South Carolina	1/22/1972
35	at Michigan	1/25/1972
32	Illinois	2/15/1972
33	at Michigan State	2/26/1972

Sam Williams (1967-68)

39	at Northwestern	1/21/1967
35	Illinois	2/6/1967
37	at Stanford	12/23/1967
32	vs. Saint Louis	12/30/1967
32	Ohio State	1/13/1968
33	at Michigan State	1/23/1968
34	at Minnesota	3/4/1968

Andre Woolridge (1995-97)

31	UNI	12/10/1996
32	Missouri	12/21/1996
34	at Northwestern	3/8/1997


20+ Rebound Games

Player	Rbs	Opponent	Date
Charles Darling	30	Wisconsin	3/3/1952
Frank Allen	25	California	12/28/1960
Charles Darling	25	Purdue	1/6/1951
Greg Brunner	23	Minnesota	1/18/2006
Kevin Kunnert	23	Drake	12/27/1972
Kevin Kunnert	23	Illinois	3/7/1972
John Johnson	23	Northwestern	2/11/1969
John Johnson	23	Cal-Poly	11/30/1968
Tom Harris	23	California	12/28/1960
Nolden Gentry	23	Michigan	1/4/1958
Bill Logan	23	Michigan	2/26/1955
Kevin Kunnert	22	Purdue	3/4/1972
Kevin Kunnert	22	Michigan	3/9/1971
Keegan Murray	21	N.C. Central	11/16/2021
Bruce King	21	Ohio State	1/27/1977
Bruce King	21	Indiana	2/8/1975
Kevin Kunnert	21	Iowa State	12/23/1970
Clay Hargrave	20	Illinois	1/26/1978
Bruce King	20	vs. Pittsburgh	12/30/1976
Fred Haberecht	20	at Wisconsin	2/1/1975
Kevin Kunnert	20	Indiana	3/3/1973
Kevin Kunnert	20	Michigan State	2/12/1972
Jim Collins	20	Minnesota-Duluth	12/30/1972
Kevin Kunnert	20	Hardin-Simmons	12/1/1971

Career 20+ Rebounds Games

Player	Years	No.
Kevin Kunnert	1971-73	8
Bruce King	1975-77	3
John Johnson	1969-70	2
Charles Darling	1950-52	2
Keegan Murray	2021-22	1
Greg Brunner	2003-06	1
Clay Hargrave	1976-78	1
Fred Haberecht	1975-76	1
Jim Collins	1972-74	1
Frank Allen	1960	1
Tom Harris	1960	1
Nolden Gentry	1958-60	1
Bill Logan	1954-56	1

Career 20-Plus Rebound Games

Frank Allen (1960)		
California	12/28/1960	25
Greg Brunner (2003-06)		
Minnesota	1/18/2006	23
Jim Collins (1972-74)		
Minnesota-Duluth	12/30/1972	20
Charles Darling (1950-52)		
Purdue	1/6/1951	25
Wisconsin	3/3/1952	30
Nolden Gentry (1958-60)		
Michigan	1/4/1958	23
Fred Haberecht (1975-76)		
at Wisconsin	2/1/1975	20
Clay Hargrave (1976-78)		
Illinois	1/26/1980	20
Tom Harris (1960)		
California	12/28/1960	23
John Johnson (1969-70)		
Cal-Poly	11/30/1968	23
Northwestern	2/11/1969	23
Bruce King (1975-77)		
Indiana	2/8/1975	21
vs. Pittsburgh	12/30/1976	20
Ohio State	1/27/1977	21
Kevin Kunnert (1971-73)		
Iowa State	12/23/1970	21
Michigan	3/9/1971	22
Hardin-Simmons	12/1/1971	20
Michigan State	2/12/1972	20
Purdue	3/4/1972	22
Illinois	3/7/1972	23
Drake	12/2/1972	23
Indiana	3/3/1973	20
Bill Logan (1954-56)		
Michigan	2/26/1955	23
Keegan Murray (2021-22)		
N.C. Central	11/16/2021	21

**Career 10+ Assists Games**

Player	Years	No.
Jordan Bohannon	2017-22	8
Cal Wulfsberg	1976-77	6
B.J. Armstrong	1986-89	5
Mike Gesell	2013-16	5
Andre Woolridge	1995-97	4
Bryce Cartwright	2011-12	3
Jeff Horner	2003-06	3
Ronnie Lester	1977-80	3
Steve Carfino	1981-84	2
Mon'ter Glasper	1993-96	2
Dean Oliver	1998-2001	2
Andre Banks	1983-86	1
Kevin Boyle	1979-82	1
Tony Freeman	2006-08	1
Brian Garner	1989	1
Jake Kelly	2008-09	1
Roy Devyn Marble	2011-14	1
Connor McCaffery	2018-present	1
Kevin Smith	1991-93	1
Joe Toussaint	2020-22	1

Career 10+ Assists Games**B.J. Armstrong (1986-89)**

vs. Oklahoma	3/20/1987	10
Georgia	12/3/1988	12
Ohio State	2/13/1989	12
Minnesota	2/18/1989	15
Indiana	3/11/1989	10

Andre Banks (1983-86)

Baylor	12/2/1983	10
--------	-----------	----

Jordan Bohannon (2017-21)

Indiana	3/9/2017	10
South Dakota	3/15/2017	11
TCU	3/19/2017	13
Ohio State	1/4/2018	10
Wisconsin	1/23/2018	11
Minnesota	1/30/2018	10
Minnesota	12/9/2019	10
Minnesota	1/10/2021	14

Kevin Boyle (1979-82)

Nevada	12/9/1980	10
--------	-----------	----

Steve Carfino (1981-84)

Michigan	1/23/1982	11
Marquette	12/8/1982	10

Bryce Cartwright (2011-12)

Michigan State	2/2/2011	10
Dayton	3/13/2012	11
at Oregon	3/18/2012	10

Tony Freeman (2006-08)

The Citadel	11/13/2006	11
-------------	------------	----

Brian Garner (1989)

Brown	12/2/1988	11
-------	-----------	----

Jeff Horner (2003-06)

Fairfield	12/2/2005	10
Minnesota	2/18/2006	10
vs. Ohio State	3/12/2006	10

Mike Gesell (2013-16)

Coppin State	11/15/2015	12
Tennessee Tech	12/22/2015	10
Nebraska	1/5/2016	10
Minnesota	2/14/2016	12
at Michigan	3/5/2016	11

Mon'ter Glasper (1993-96)

Iowa State	12/11/1993	10
at Indiana	2/12/1994	10

Jake Kelly (2008-09)

Penn State	3/7/2009	11
------------	----------	----

Ronnie Lester (1977-80)

vs. Tennessee	12/20/1977	11
Minnesota	2/11/1978	11
Northwestern	2/16/1978	14

Roy Devyn Marble (2011-14)

Wisconsin	2/22/2014	11
-----------	-----------	----

Connor McCaffery (2018-present)

at Maryland	1/7/2021	10
-------------	----------	----

Dean Oliver (1998-2001)

Chicago State	11/14/1997	12
Purdue	2/21/2001	11

Kevin Smith (1991-93)

Centenary	1/4/1992	12
-----------	----------	----

Joe Toussaint (2020-22)

Alabama State	11/18/2021	11
---------------	------------	----

Andre Woolridge (1995-97)

Illinois	2/1/1995	10
Michigan	3/5/1995	10
vs. DePaul	3/15/1995	10
vs. Virginia	3/13/1997	10

Cal Wulfsberg (1976-77)

Augustana (SD)	11/29/1975	11
at Northwestern	1/19/1976	11
Ohio State	1/24/1976	16
at Michigan	1/31/1976	13
Michigan State	3/1/1976	11
Drake	12/21/1976	12



Career Double-Doubles

Since the 1969-70 season

Kevin Kunnert	1971-73	48
Bruce King	1975-77	43
Reggie Evans	2001-02	40
Luka Garza	2018-21	33
Greg Brunner	2003-06	32
Acie Earl	1990-93	27
Ed Horton	1986-89	27
Ryan Bowen	1995-98	23
Greg Stokes	1982-85	23
Dan Frost	1975-76	21
Michael Payne	1982-85	18
Jess Settles	1994-96, '99	18
Chris Street	1991-93	17
Aaron White	2012-15	16
Melsahn Basabe	2011-14	15
Tyler Cook	2017-19	15
Clay Hargrave	1976-78	14
Les Jepsen	1987-90	13
John Johnson	1969-70	12
Williams Mayfield	1976-79	11
Kevin Boyle	1979-82	10
Keegan Murray	2021-22	10
Steve Waite	1978-81	10
Adam Woodbury	2013-16	9
Jim Collins	1972-74	8
Fred Haberecht	1975-76	8
Jeff Horner	2003-06	8
Jacob Jaacks	1999-2000	8
Steve Krafcsin	1979-81	8
Roy Marble	1986-89	8
Joe Wieskamp	2019-21	8
Jordan Bohannon	2017-22	7
Jarryd Cole	2008-11	7
Neil Fegebank	1972-74	7
Brad Lohaus	1983-87	7
Jared Reiner	2001-04	7
Cyrus Tate	2007-09	7
Jarrod Uthoff	2013-16	7
Aaron Fuller	2009-10	6
Gabriel Olaseni	2012-15	6
Glen Worley	2001-04	6
Gerry Wright	1985-87	6
B.J. Armstrong	1986-89	5
Russ Millard	1993-96	5
Nicholas Baer	2016-19	4
Peter Jok	2014-17	4
Al Lorenzen	1985-88	4
Darryl Moore	1997-98	4
Glenn Vidnovic	1968-70	4
James Winters	1991-94	4
Jim Bartels	1991, '93-95	3
Mark Gannon	1980-83	3
Bob Hansen	1980-83	3
Duez Henderson	1999-2002	3
Bill Jones	1985-88	3
Ronnie Lester	1977-80	3
Jack Nunge	2018-21	3

Nate Washington	1974	3
Andre Woolridge	1995-97	3
Craig Anderson	1981-84	2
Vince Brookins	1978-81	2
Fred Brown	1970-71	2
Bryce Cartwright	2011-12	2
Adam Haluska	2005-07	2
Jake Kelly	2008-09	2
Ben McGilmer	1966, '69-70	2
James Moses	1989-92	2
Isaiah Moss	2017-pre	2
Kenyon Murray	1993-96	2
Larry Olsthoorn	1977-78	2
Guy Rucker	1997-99	2
Harold Sullinger	1972	2
Jay Webb	1990-93	2
Devon Archie	2010-12	1
Val Barnes	1991-93	1
Matt Bullard	1989-90	1
Steve Carfino	1981-84	1
Brennan Coughill	2010	1
Ricky Davis	1998	1
Terry Drake	1975-78	1
Kyle Galloway	1998-2001	1
Matt Gatens	2009-12	1
Mike Gesell	2013-16	1
Joe Gould	1971	1
Ken Grabinski	1970-72	1
Rob Griffin	2000	1
Dave Gunther	1957-59	1
Omar Hazley	1969-71	1
Kent Hill	1985-88	1
Justin Johnson	2007-08	1
J.R. Koch	1996-99	1
Ryan Kriener	2017-20	1
Wade Lookingbill	1989-93	1
Ryan Luehrsmann	1997-2000	1
Roy Devyn Marble	2011-14	1
Eric May	2010-13	1
Kris Murray	2021-present	1
Dean Oliver	1977-78	1
Larry Parker	1973-76	1
Cordell Pems	2016-20	1
Tony Perkins	2021-present	1
Pierre Pierce	2002, '04	1
Filip Rebraca	2022-present	1
Luke Recker	2001-02	1
Sean Sondeleiter	2001-03	1
Ray Thompson	1989	1
Joe Toussaint	2020-22	1
Anthony Tucker	2009	1
Dom Uhl	2015-18	1
Reggie Vaughn	1973	1

Single Season Double-Double Leaders

Since the 1969-70 season (10 or more)

Reggie Evans	2000-01	22
Kevin Kunnert	1972-73	20
Ed Horton	1988-89	19
Kevin Kunnert	1971-72	19
Reggie Evans	2001-02	18
Bruce King	1976-77	17
Bruce King	1975-76	16
Luka Garza	2018-pre.	15
Acie Earl	1992-93	14
Luka Garza	2020-21	13
Dan Frost	1975-76	13
Les Jepsen	1989-90	12
John Johnson	1969-70	12
Greg Brunner	2005-06	11
Greg Brunner	2004-05	11
Ryan Bowen	1997-98	11
Greg Stokes	1984-85	11
Ryan Bowen	1996-97	10
Acie Earl	1991-92	10
Clay Hargrave	1977-78	10
Bruce King	1974-75	10
Keegan Murray	2021-22	10

**Craig Anderson (2)**

Opponent	Date	Pts	Reb	Ast
Detroit	12/1/1980	12	12	--
vs. Memphis	12/30/1983	11	10	--

Devon Archie (1)

Opponent	Date	Pts	Reb	Ast
vs. Xavier	11/19/2010	10	11	--

B.J. Armstrong (5)

Opponent	Date	Pts	Reb	Ast
vs. Oklahoma	3/20/1987	16	--	10
Georgia	12/3/1988	15	--	12
Ohio State	2/13/1989	20	--	12
Minnesota	2/18/1989	12	--	15
Indiana	3/11/1989	18	--	10

Nicholas Baer (4)

Opponent	Date	Pts	Reb	Ast
vs. UNI	12/17/2016	11	11	--
Penn State	3/5/2017	20	10	--
TCU	3/19/2017	15	10	--
vs. Drake	12/16/2017	11	14	--

Val Barnes (1)

Opponent	Date	Pts	Reb	Ast
Michigan	1/9/1992	14	11	--

Jim Bartels (3)

Opponent	Date	Pts	Reb	Ast
Cal-Irvine	12/29/1993	10	12	--
Morgan State	11/25/1994	12	12	--
at Michigan	1/11/1995	10	10	--

Melsahn Basabe (15)

Opponent	Date	Pts	Reb	Ast
Iowa State	12/10/2010	12	14	--
Ohio State	1/4/2011	22	13	--
at Minnesota	1/16/2011	20	13	--
Indiana	1/23/2011	20	10	--
at Indiana	2/5/2011	20	13	--
Wisconsin	2/9/2011	13	11	--
North Carolina A&T	11/14/2011	15	10	--
Brown	12/3/2011	14	10	--
Boise State	12/22/2011	14	11	--
Penn State	1/31/2013	10	10	--
Nebraska	3/9/2013	11	13	--
vs. Northwestern	3/14/2013	10	12	--
Fairleigh Dickinson	12/9/2013	12	11	--
Northwestern	1/9/2014	16	10	--
at Ohio State	1/12/2014	11	10	--

Jordan Bohannon (7)

Opponent	Date	Pts	Reb	Ast
vs. Indiana	3/9/2017	24	--	10
South Dakota	3/15/2017	19	--	11
TCU	3/19/2017	25	--	13
Ohio State	1/4/2018	15	--	10
Wisconsin	1/23/2018	13	--	11
Minnesota	1/30/2018	20	--	10
Minnesota	1/10/2021	19	--	14

Ryan Bowen (23)

Opponent	Date	Pts	Reb	Ast
Western Carolina	12/20/1994	13	11	--
at UNI	12/5/1995	12	11	--
LaSalle	12/7/1996	12	18	--
UNI	12/10/1996	12	10	--
Missouri	12/21/1996	12	10	--
Austin Peay	12/27/1996	14	12	--

Cal-Northridge	12/29/1996	18	14	--
at Purdue	1/7/1997	12	10	--
Ohio State	1/15/1997	11	13	--
at Michigan	1/19/1997	20	10	--
Indiana	2/4/1997	11	13	--
vs. Virginia	3/13/1997	15	16	--
Chicago State	11/14/1997	20	11	--
Long Island	11/29/1997	20	19	--
Drake	12/2/1997	13	13	--
UNI	12/9/1997	17	12	--
at Indiana	12/31/97	19	14	--
Michigan State	1/21/1998	10	11	--
at Missouri	1/24/1998	15	11	--
Minnesota	2/12/1998	10	14	--
Ohio State	2/14/1998	15	13	--
at Illinois	2/22/1998	16	10	--
Georgia	3/11/1998	24	11	--

Kevin Boyle (10)

Opponent	Date	Pts	Reb	Ast
at Illinois Wesleyan	12/16/1978	11	10	--
Illinois	1/25/1979	11	10	--
Minnesota	1/27/1979	17	19	--
at Wisconsin	2/1/1979	12	10	--
Ohio State	1/10/1980	14	12	--
Purdue	2/9/1980	12	12	--
at Ohio State	2/23/1980	19	10	--
vs. Cincinnati	12/5/1980	11	10	--
Michigan State	1/10/1981	14	11	--
at Ohio State	3/7/1981	13	11	--

Vince Brookins (2)

Opponent	Date	Pts	Reb	Ast
Drake	12/29/1979	20	14	--
Michigan State	1/10/1981	16	14	--

Fred Brown (2)

Opponent	Date	Pts	Reb	Ast
Wyoming	1/2/1971	29	10	--
Ohio State	1/9/1971	35	10	--

Greg Brunner (32)

Opponent	Date	Pts	Reb	Ast
Green Bay	12/2/2003	13	11	--
Eastern Washington	12/5/2003	15	10	--
at Michigan State	2/4/2004	10	13	--
at Indiana	2/7/2004	23	14	--
Wisconsin	2/11/2004	10	13	--
Minnesota	2/28/2004	13	12	--
at Northwestern	3/3/2004	19	11	--
at Purdue	3/6/2004	14	13	--
vs. Michigan	3/12/2004	10	11	--
vs. Louisville	11/22/2004	13	10	--
Iowa State	12/10/2004	11	13	--
Western Carolina	12/18/2004	11	11	--
Saint Louis	12/31/2004	10	11	--
at Ohio State	1/8/2005	14	11	--
Minnesota	1/15/2005	13	11	--
at Illinois	1/20/2005	16	11	--
Purdue	1/22/2005	14	11	--
at Purdue	2/16/2005	19	10	--
at Penn State	2/26/2005	14	14	--
vs. Cincinnati	3/17/2005	20	10	--
vs. Kentucky	11/21/2005	17	12	--
Fairfield	12/2/2005	23	11	--
at UNI	12/6/2005	26	10	--
at Iowa State	12/9/2005	26	10	--
Arizona State	12/17/2005	12	15	--
Drake	12/20/2005	17	12	--
Robert Morris	12/22/2005	15	10	--

Minnesota	1/18/2006	17	23	--
at Michigan State	1/21/2006	17	11	--
at Northwestern	2/8/2006	13	11	--
Michigan State	2/14/2006	15	10	--
vs. Northwestern St	3/17/2006	16	10	--

Matt Bullard (1)

Opponent	Date	Pts	Reb	Ast
UNI	12/6/1988	10	12	--

Steve Carfino (1)

Opponent	Date	Pts	Reb	Ast
Marquette	12/8/1982	17	--	10

Bryce Cartwright (2)

Opponent	Date	Pts	Reb	Ast
Michigan State	2/2/2011	12	--	10
at Oregon	3/18/2012	12	--	10

Jarryd Cole (7)

Opponent	Date	Pts	Reb	Ast
Penn State	3/7/2009	14	11	--
NC Central	11/28/2009	24	10	--
at Indiana	1/24/2010	11	10	--
UNI	12/7/2010	10	15	--
Louisiana Tech	12/21/2010	10	12	--
Wisconsin	2/9/2011	10	12	--
Purdue	3/5/2011	16	10	--

Jim Collins (8)

Opponent	Date	Pts	Reb	Ast
Illinois	2/15/1972	12	10	--
Minnesota-Duluth	12/30/1972	18	21	--
Wisconsin	2/17/1973	14	15	--
Drake	12/4/1973	13	10	--
at Michigan State	1/21/1974	12	13	--
Purdue	2/11/1974	32	15	--
at Illinois	2/23/1974	10	15	--
Wisconsin	3/4/1974	14	10	--

Tyler Cook (15)

Opponent	Date	Pts	Reb	Ast
Maryland	2/25/2017	25	10	--
Penn State	3/5/2017	11	10	--
Penn State	12/2/2017	23	12	--
at Illinois	1/14/2018	21	13	--
at Rutgers	1/17/2018	10	10	--
at Nebraska	1/27/2018	24	10	--
Minnesota	1/30/2018	17	10	--
Indiana	2/17/2018	28	10	--
Northwestern	2/25/2018	14	11	--
Wisconsin	11/30/2018	19	15	--
Iowa State	12/6/2018	26	11	--
vs. UNI	12/15/2018	17	13	--
Bryant	12/29/2018	19	12	--
Northwestern	2/10/2019	19	11	--
at Ohio State	2/26/2019	12	10	--

Brennan Coughill (1)

Opponent	Date	Pts	Reb	Ast
at Iowa State	12/11/2009	12	10	--

Ricky Davis (1)

Opponent	Date	Pts	Reb	Ast
Indiana	2/28/1998	14	11	--

Terry Drake (1)

Opponent	Date	Pts	Reb	Ast
vs. Wake Forest	12/28/1974	11	10	--

CAREER DOUBLE-DOUBLE CLUB (SINCE 1969-70)

IOWA BASKETBALL



2023 MEDIA GUIDE

Acie Earl (27)

Opponent	Date	Pts	Reb	Ast
Drake	11/27/1990	23	13	--
UCLA	12/22/1990	30	12	--
at Michigan	2/9/1991	10	10	--
UMES	11/23/1991	12	13	--
Western Illinois	11/26/1991	25	12	--
Drake	12/3/1991	25	12	--
Army	12/6/1991	14	10	--
at UNI	12/10/1991	18	10	--
Centenary	1/4/1992	23	10	--
Michigan	1/9/1992	19	10	--
at Ohio State	1/19/1992	22	10	--
at Wisconsin	3/7/1992	16	11	--
vs. Duke	3/21/1992	19	12	--
Mississippi State	12/5/1992	19	13	--
at Amer-Puerto Rico	12/20/1992	14	11	--
at Indiana	1/6/1993	11	10	--
at Ohio State	1/9/1993	13	12	--
Minnesota	1/13/1993	19	13	--
at Michigan State	1/28/1993	27	16	--
at Minnesota	2/13/1993	14	10	--
Ohio State	2/16/1993	12	10	--
at Penn State	2/22/1993	13	10	--
Penn State	2/24/1993	10	10	--
Michigan State	2/27/1993	20	10	--
at Purdue	3/6/1993	19	12	--
Wisconsin	3/10/1993	36	10	--
vs. NE Louisiana	3/19/1993	23	15	--

Reggie Evans (40)

Opponent	Date	Pts	Reb	Ast
Milwaukee	11/19/2000	16	12	--
at Drake	11/21/2000	12	15	--
Georgia Tech	11/28/2000	17	15	--
UT-Chattanooga	12/1/2000	27	12	--
Tulsa	12/2/2000	20	14	--
Northern Iowa	12/5/2000	11	11	--
Iowa State	12/9/2000	13	13	--
Missouri	12/16/2000	20	18	--
Centenary	12/19/2000	11	10	--
at Kansas State	12/23/2000	18	18	--
vs. Tennessee	12/29/2000	19	10	--
at Purdue	1/13/2001	17	18	--
Michigan	1/20/2001	22	10	--
at Minnesota	1/24/2001	25	10	--
Minnesota	1/31/2001	19	15	--
Ohio State	2/7/2001	14	11	--
at Northwestern	2/10/2001	18	14	--
Purdue	2/21/2001	20	16	--
Penn State	3/1/2001	13	16	--
vs. Northwestern	3/8/2001	20	14	--
vs. Penn State	3/10/2001	30	18	--
vs. Kentucky	3/17/2001	18	13	--
UMES	11/13/2001	30	15	--
vs. Memphis	11/20/2001	19	15	--
vs. Missouri	11/21/2001	21	11	--
SMU	12/1/2001	17	12	--
at UNI	12/4/2001	16	16	--
Iowa State	12/8/2001	24	17	--
Drake	12/12/2001	19	10	--
at Missouri	12/15/2001	15	17	--
Mercer	12/28/2001	12	12	--
Wisconsin	1/2/2002	21	17	--
Northwestern	1/9/2002	21	11	--
at Northwestern	1/19/2002	14	17	--
Penn State	2/2/2002	18	13	--
at Penn State	2/13/2002	23	13	--
at Wisconsin	2/19/2002	12	12	--

Michigan	2/23/2002	20	11	--
vs. Purdue	3/7/2002	19	18	--
vs. Indiana	3/9/2002	11	10	--

Neil Fegebank (7)

Opponent	Date	Pts	Reb	Ast
Hardon-Simmons	12/1/1971	12	15	--
Ohio State	2/8/1972	11	13	--
Michigan State	2/12/1972	15	16	--
at Michigan State	2/26/1972	11	10	--
Illinois	3/10/1973	12	14	--
Northern Illinois	12/1/1973	15	10	--
at Wyoming	12/22/1973	20	12	--

Dan Frost (21)

Opponent	Date	Pts	Reb	Ast
at Kansas	12/7/1974	16	11	--
San Jose State	12/21/1974	21	13	--
at Northwestern	1/2/1975	13	12	--
at Ohio State	1/13/1975	20	12	--
Michigan State	1/20/1975	21	12	--
Michigan	1/18/1975	14	11	--
Wisconsin	3/1/1975	19	14	--
Northwestern	3/3/1975	12	13	--
Augustana (SD)	11/29/1975	27	15	--
Nebraska	12/2/1975	25	12	--
at Bradley	12/8/1975	29	13	--
Drake	12/23/1975	17	10	--
vs. Holy Cross	12/27/1975	27	12	--
vs. Arizona	12/29/1975	22	10	--
at Wisconsin	1/17/1976	18	10	--
at Northwestern	1/19/1976	25	12	--
Ohio State	1/24/1976	19	12	--
at Purdue	2/2/1976	17	10	--
at Drake	2/10/1976	14	19	--
Northwestern	2/16/1976	25	12	--
Michigan State	3/1/1976	25	10	--

Aaron Fuller (6)

Opponent	Date	Pts	Reb	Ast
Tennessee State	1/12/2010	24	10	--
Penn State	1/16/2010	20	10	--
At Ohio State	2/7/2010	11	10	--
Northwestern	2/10/2010	13	11	--
Michigan	2/16/2010	30	13	--
vs. Michigan	3/11/2010	10	13	--

Kyle Galloway (1)

Opponent	Date	Pts	Reb	Ast
Drake	12/28/1999	16	10	--

Mark Gannon (3)

Opponent	Date	Pts	Reb	Ast
Drake	12/29/1979	15	11	--
UW-Eau Claire	1/3/1981	10	10	--
USC	12/11/1982	10	14	--

Luka Garza (33)

Opponent	Date	Pts	Reb	Ast
Alabama State	11/12/2017	11	13	--
Southern	12/10/2017	23	13	--
at Illinois	1/11/2018	19	11	--
Wisconsin	1/23/2018	17	16	--
at Penn State	1/16/2019	22	12	--
SIUE	11/8/2019	20	12	--
Oral Roberts	11/15/2019	30	10	--
North Florida	11/21/2019	29	12	--
vs. Texas Tech	11/28/2019	17	12	--
Minnesota	12/9/2019	21	10	--

at Iowa State	12/12/2019	21	11	--
vs. Cincinnati	12/21/2019	12	13	--
vs. Penn State	1/4/2020	34	12	--
at Nebraska	1/7/2020	16	18	--
Maryland	1/10/2020	21	13	--
Rutgers	1/22/2020	28	13	--
Wisconsin	1/27/2020	21	18	--
Illinois	2/2/2020	25	10	--
Penn State	2/29/2020	25	17	--
Purdue	3/3/2020	26	12	--
N.C. Central	11/15/2020	26	10	--
Western Illinois	12/3/2020	35	10	--
North Carolina	12/8/2020	16	14	--
vs. Gonzaga	12/19/2020	30	10	--
at Minnesota	12/25/2020	32	17	--
at Northwestern	1/17/2021	17	10	--
Indiana	1/21/2021	28	12	--
Michigan State	2/2/2021	27	12	--
Rutgers	2/10/2021	22	10	--
Penn State	2/21/2021	23	11	--
at Ohio State	2/28/2021	24	11	--
Wisconsin	3/7/2021	21	16	--
vs. Illinois	3/13/2021	21	12	--

Matt Gatens (1)

Opponent	Date	Pts	Reb	Ast
Western Illinois	12/27/2008	11	10	--

Mike Gesell (1)

Opponent	Date	Pts	Reb	Ast
Nebraska	1/5/2016	22	10	--

Joe Gould (1)

Opponent	Date	Pts	Reb	Ast
Hardin-Simmons	12/21/1970	16	10	--

Ken Grabinski (1)

Opponent	Date	Pts	Reb	Ast
Ashland (OH)	12/8/1970	10	10	--

Rob Griffin (1)

Opponent	Date	Pts	Reb	Ast
at Indiana	1/18/2000	18	15	--

Dave Gunther (1)

Opponent	Date	Pts	Reb	Ast
Michigan State	2/10/1958	30	10	--

Fred Haberecht (8)

Opponent	Date	Pts	Reb	Ast
San Jose State	12/21/1974	11	10	--
Illinois	1/4/1975	15	10	--
Michigan State	1/20/1975	12	11	--
at Wisconsin	2/1/1975	29	20	--
Wisconsin	3/1/1975	11	10	--
Northwestern	3/3/1975	10	11	--
Wisconsin	2/14/1976	11	10	--
at Ohio State	2/21/1976	12	11	--

Adam Haluska (2)

Opponent	Date	Pts	Reb	Ast
Indiana	1/24/2006	20	10	--
at Michigan	1/31/2007	17	10	--

Bob Hansen (3)

Opponent	Date	Pts	Reb	Ast
Northern Illinois	11/28/1981	10	10	--
at BYU	11/27/1982	20	10	--
Navy	12/3/1982	22	10	--

**Clay Hargrave (14)**

Opponent	Date	Pts	Reb	Ast
at Illinois	1/15/1977	10	10	--
at Ohio State	2/14/1977	11	12	--
Indiana	2/28/1977	15	10	--
at Wisconsin	3/5/1977	15	15	--
at UNLV	12/21/1977	16	10	--
at Ohio State	1/7/1978	17	11	--
at Northwestern	1/14/1978	14	14	--
Illinois	1/26/1978	12	20	--
Wisconsin	1/30/1978	10	13	--
at Wisconsin	2/4/1978	10	12	--
Michigan State	2/9/1978	14	13	--
Minnesota	2/11/1978	11	11	--
Northwestern	2/16/1978	14	13	--
Indiana	3/4/1978	10	12	--

Omar Hazley (1)

Opponent	Date	Pts	Reb	Ast
at Cincinnati	12/18/1969	10	10	--

Duez Henderson (3)

Opponent	Date	Pts	Reb	Ast
Texas Southern	12/3/1999	10	12	--
at Michigan	3/1/2000	18	10	--
at Purdue	1/13/2001	14	10	--

Kent Hill (1)

Opponent	Date	Pts	Reb	Ast
Northwestern	1/16/1988	17	15	--

Jeff Horner (8)

Opponent	Date	Pts	Reb	Ast
Illinois	1/15/2003	16	11	--
Purdue	1/7/2004	10	10	--
at Indiana	2/7/2004	17	10	--
UNC Greensboro	12/4/2004	14	--	11
Western Carolina	12/18/2004	20	--	10
Fairfield	12/2/2006	12	--	10
Minnesota	1/18/2006	10	--	10
vs. Ohio State	3/12/2006	16	--	10

Ed Horton (27)

Opponent	Date	Pts	Reb	Ast
Abilene Christian	11/20/1985	10	12	--
vs. Alaska-Anchorage	11/28/1986	12	10	--
Iowa State	12/20/1986	17	11	--
Indiana	1/22/1987	14	11	--
at Iowa State	12/19/1987	19	12	--
vs. Illinois State	12/29/1987	13	10	--
at Michigan	2/6/1988	22	12	--
Michigan	2/27/1988	16	11	--
Jackson State	12/12/1988	22	16	--
vs. Eastern Illinois	12/23/1988	16	14	--
vs. Saint Louis	12/24/1988	13	12	--
vs. UC-Riverside	12/25/1988	20	16	--
SW Texas State	12/30/1988	22	10	--
at North Carolina	1/7/1989	21	19	--
at Ohio State	1/19/1989	11	11	--
at Purdue	1/21/1989	26	10	--
Wisconsin	1/26/1989	22	13	--
at Indiana	1/30/1989	26	14	--
Illinois	2/5/1989	26	17	--
Michigan	2/9/1989	19	14	--
Ohio State	2/13/1989	18	14	--
Minnesota	2/18/1989	18	11	--
Purdue	2/26/1989	12	10	--
at Michigan	3/4/1989	20	13	--

at Illinois	3/8/1989	21	11	--
Indiana	3/11/1989	18	10	--
vs. N.C. State	3/19/1989	32	12	--

Jacob Jaacks (8)

Opponent	Date	Pts	Reb	Ast
Ohio State	2/13/1999	14	15	--
Eastern Illinois	11/21/1999	29	12	--
Ohio	12/4/1999	16	11	--
Northwestern	1/5/2000	12	13	--
Michigan	1/22/2000	10	10	--
Kansas	2/3/2000	16	10	--
at Illinois	2/12/2000	12	13	--
Minnesota	2/27/2000	12	13	--

Les Jepsen (13)

Opponent	Date	Pts	Reb	Ast
at North Carolina	1/7/1989	10	10	--
Texas Southern	11/24/1989	15	16	--
Ohio	12/1/1989	24	17	--
UCSB	12/2/1989	16	12	--
North Carolina	12/9/1989	13	10	--
at UNLV	12/23/1989	20	13	--
at UNI	1/3/1990	12	14	--
at Wisconsin	1/11/1990	19	11	--
Indiana	1/18/1990	21	10	--
Michigan	1/20/1990	19	16	--
Illinois	1/29/1990	18	17	--
Wisconsin	2/10/1990	24	14	--
at Northwestern	2/22/1990	19	17	--

John Johnson (12)

Opponent	Date	Pts	Reb	Ast
St. Francis (PA)	12/9/1969	29	13	--
Duquesne	12/11/1969	18	13	--
at Cincinnati	12/18/1969	33	13	--
Drake	12/22/1969	21	13	--
at Michigan	1/6/1970	34	10	--
at Wisconsin	1/10/1970	31	12	--
at Illinois	2/17/1970	17	19	--
at Ohio State	2/21/1970	38	13	--
Northwestern	2/24/1970	49	15	--
at Purdue	2/28/1970	26	12	--
Ohio State	3/3/1970	37	11	--
at Northwestern	3/7/1970	32	15	--

Justin Johnson (1)

Opponent	Date	Pts	Reb	Ast
Louisiana-Monroe	11/30/2007	26	10	--

Peter Jok (4)

Opponent	Date	Pts	Reb	Ast
Seton Hall	11/17/2016	30	11	--
Omaha	12/3/2016	33	10	--
Rutgers	1/8/2017	18	11	--
Illinois	2/18/2017	16	10	--

Bill Jones (3)

Opponent	Date	Pts	Reb	Ast
at Wisconsin	1/25/1988	17	10	--
Michigan State	2/6/1988	15	11	--
Wisconsin	3/10/1988	16	12	--

Jake Kelly (2)

Opponent	Date	Pts	Reb	Ast
Ohio State	3/3/2009	19	11	--
Penn State	3/7/2009	22	--	11

Bruce King (43)

Opponent	Date	Pts	Reb	Ast
at Iowa State	12/12/1974	16	14	--
San Jose State	12/21/1974	19	16	--
vs. Boston College	12/30/1974	21	12	--
Illinois	1/4/1975	18	15	--
Purdue	1/6/1975	12	17	--
Michigan State	1/20/1975	12	11	--
Indiana	2/8/1975	14	21	--
Ohio State	2/10/1975	17	11	--
at Michigan State	2/17/1975	15	10	--
Northwestern	3/3/1975	10	12	--
at Bradley	12/8/1975	15	11	--
at Iowa State	12/12/1975	11	14	--
Drake	12/23/1975	19	17	--
vs. Holy Cross	12/27/1975	22	11	--
vs. USC	12/30/1975	28	12	--
Illinois	1/3/1976	32	12	--
at Minnesota	1/10/1976	20	10	--
at Wisconsin	1/17/1976	16	11	--
at Michigan	1/31/1976	36	11	--
at Purdue	2/2/1976	12	10	--
Minnesota	2/7/1976	16	15	--
Northwestern	2/16/1976	16	11	--
at Ohio State	2/21/1976	18	14	--
Michigan State	3/1/1976	29	15	--
Purdue	3/3/1976	27	13	--
at Illinois	3/6/1976	14	11	--
Kent State	11/29/1976	18	17	--
Bradley	12/6/1976	19	13	--
California	12/10/1976	22	11	--
Iowa State	12/18/1976	23	18	--
at New Mexico	12/29/1976	17	12	--
vs. Pittsburgh	12/30/1976	42	20	--
at Purdue	1/13/1977	21	11	--
Northwestern	1/22/1977	24	13	--
Ohio State	1/27/1977	31	21	--
Wisconsin	2/5/1977	18	18	--
Michigan State	2/7/1977	36	13	--
Minnesota	2/12/1977	18	16	--
at Ohio State	2/14/1977	13	19	--
at Michigan State	2/19/1977	16	13	--
Purdue	2/26/1977	13	14	--
Indiana	2/28/1977	28	15	--
at Northwestern	3/3/1977	28	18	--

J.R. Koch (1)

Opponent	Date	Pts	Reb	Ast
vs. Chaminade	11/27/1996	22	11	--

Steve Kraficis (8)

Opponent	Date	Pts	Reb	Ast
at Northwestern	1/4/1979	16	10	--
Ohio State	1/10/1980	10	12	--
at Indiana	1/17/1980	16	10	--
at Michigan State	1/19/1980	15	10	--
Northwestern	1/24/1980	20	10	--
at Purdue	1/31/1980	17	10	--
at Drake	12/13/1980	25	18	--
at Michigan	1/17/1981	13	10	--

Ryan Kriener (1)

Opponent	Date	Pts	Reb	Ast
Michigan	2/1/2019	15	10	--

**Kevin Kunnert (48)**

Opponent	Date	Pts	Reb	Ast
at Nebraska	2/5/1970	15	16	--
Iowa State	12/23/1970	13	21	--
at Wisconsin	2/6/1971	11	11	--
Indiana	2/13/1971	16	10	--
at Ohio State	2/23/1971	28	11	--
Wisconsin	2/27/1971	16	14	--
at Indiana	3/6/1971	21	14	--
Michigan	3/9/1971	14	22	--
at Purdue	3/13/1971	19	16	--
Hardin-Simmons	12/1/1971	17	20	--
at UTEP	12/7/1971	16	12	--
at Duquesne	12/9/1971	25	17	--
Nevada	12/13/1971	24	15	--
at Iowa State	12/18/1971	11	12	--
Drake	12/30/1971	24	11	--
Kansas	1/3/1972	26	12	--
at Wisconsin	1/8/1972	17	10	--
at South Carolina	1/22/1972	20	14	--
at Michigan	1/25/1972	11	14	--
Minnesota	1/29/1972	21	16	--
at Ohio State	2/1/1972	23	15	--
Ohio State	2/8/1972	16	18	--
Michigan State	2/12/1972	19	20	--
at Indiana	2/19/1972	34	18	--
at Michigan State	2/26/1972	27	14	--
Purdue	3/4/1972	19	22	--
at Illinois	3/7/1972	24	23	--
Michigan	3/11/1972	12	17	--
Chicago State	12/1/1972	16	16	--
at Kentucky	12/4/1972	17	12	--
at Kansas	12/9/1972	23	14	--
Marquette	12/23/1972	14	15	--
at Drake	12/27/1972	19	23	--
Iowa State	1/2/1973	21	14	--
Minnesota	1/6/1973	26	15	--
at Michigan	1/8/1973	23	11	--
at Illinois	1/13/1973	23	14	--
Michigan State	1/15/1973	22	17	--
at Ohio State	1/20/1973	22	14	--
UNC-Charlotte	1/27/1973	20	15	--
Michigan	1/29/1973	24	17	--
at Michigan State	2/3/1973	16	10	--
at Bradley	2/10/1973	15	14	--
Ohio State	2/12/1973	31	16	--
at Northwestern	2/19/1973	32	16	--
Indiana	3/3/1973	12	20	--
at Minnesota	3/5/1973	23	18	--
Illinois	3/10/1973	19	17	--

Ronnie Lester (3)

Opponent	Date	Pts	Reb	Ast
vs. Tennessee	12/20/1977	21	--	11
Minnesota	2/11/1978	12	--	11
Northwestern	2/16/1978	23	--	14

Brad Lohaus (7)

Opponent	Date	Pts	Reb	Ast
Illinois Wesleyan	11/26/1983	16	12	--
at Alaska-Anchorage	11/28/1986	15	12	--
at UC-Irvine	12/29/1987	20	10	--
at Illinois	1/14/1987	23	12	--
Ohio State	1/24/1987	13	16	--
Michigan State	2/26/1987	13	12	--
at Northwestern	3/5/1987	12	10	--

Wade Lookingbill (1)

Opponent	Date	Pts	Reb	Ast
at Northwestern	2/20/1993	14	11	--

Al Lorenzen (4)

Opponent	Date	Pts	Reb	Ast
vs. Tampa	12/27/1985	17	11	--
Minnesota	1/11/1986	14	12	--
vs. Villanova	11/29/1987	11	10	--
Drake	12/1/1987	13	10	--

Ryan Luehrsmann (1)

Opponent	Date	Pts	Reb	Ast
Michigan	1/22/2000	14	10	--

Roy Marble (8)

Opponent	Date	Pts	Reb	Ast
at Drake	12/3/1985	15	10	--
Minnesota	1/11/1986	16	11	--
Michigan State	1/16/1986	18	11	--
at UC-Irvine	12/29/1986	28	10	--
Dartmouth	1/23/1988	14	10	--
Michigan State	2/6/1988	15	11	--
Northern Iowa	12/6/1988	22	10	--
Michigan	2/9/1989	32	10	--

Roy Devyn Marble (1)

Opponent	Date	Pts	Reb	Ast
Wisconsin	2/22/2014	21	--	11

Eric May (1)

Opponent	Date	Pts	Reb	Ast
Prairie View A&M	12/5/2009	14	11	--

William Mayfield (11)

Opponent	Date	Pts	Reb	Ast
Bradley	12/6/1976	14	10	--
at Kent State	11/28/1977	13	11	--
Denver	12/17/1977	16	11	--
at UNLV	12/21/1977	20	12	--
at Colorado State	12/2/1978	18	11	--
at Drake	12/9/1978	21	19	--
at Illinois Wesleyan	12/16/1978	11	12	--
vs. Stanford	12/30/1978	22	11	--
at Michigan	1/6/1979	16	11	--
Wisconsin	2/10/1979	17	10	--
Northwestern	3/3/1979	11	14	--

Ben McGilmer (2)

Opponent	Date	Pts	Reb	Ast
Tennessee Tech	1/24/1970	14	11	--
vs. St. John's	12/26/1969	10	11	--

James Moses (2)

Opponent	Date	Pts	Reb	Ast
Colgate	11/30/1990	11	11	--
vs. Texas	3/19/1992	22	16	--

Isaiah Moss (2)

Opponent	Date	Pts	Reb	Ast
Nebraska	1/6/2019	12	10	--
Maryland	2/19/2019	12	10	--

Russ Millard (5)

Opponent	Date	Pts	Reb	Ast
Cal-Irvine	12/29/1993	12	11	--
Drake	11/28/1995	22	10	--
Texas Southern	12/16/1995	20	10	--
Minnesota	1/6/1996	20	10	--
at Michigan	2/13/1996	18	15	--

Darryl Moore (4)

Opponent	Date	Pts	Reb	Ast
at Drake	12/3/1996	12	13	--
UNI	12/9/1997	12	10	--
Iowa State	12/13/1997	10	14	--
at Minnesota	1/18/1998	12	10	--

Keegan Murray (10)

Opponent	Date	Pts	Reb	Ast
N.C. Central	11/16/2021	27	21	--
SE Louisiana	12/21/2021	20	10	--
Western Illinois	12/29/2021	29	10	--
at Minnesota	1/16/2022	25	10	--
at Rutgers	1/19/2022	13	13	--
Minnesota	2/6/2022	24	15	--
at Nebraska	2/25/2022	15	11	--
Northwestern	2/28/2022	26	18	--
at Illinois	3/6/2022	22	11	--
vs. Purdue	3/13/2022	19	11	--

Kenyon Murray (2)

Opponent	Date	Pts	Reb	Ast
at Northwestern	1/26/1994	12	10	--
Long Island	12/17/1994	15	11	--

Kris Murray (1)

Opponent	Date	Pts	Reb	Ast
Indiana	1/13/2022	29	11	--

Jack Nunge (3)

Opponent	Date	Pts	Reb	Ast
Oral Roberts	11/15/2019	14	10	--
Iowa State	12/11/2020	17	10	--
at Michigan State	2/13/2021	18	11	--

Gabriel Olaseni (6)

Opponent	Date	Pts	Reb	Ast
vs. Xavier	11/28/2013	10	11	--
Fairleigh Dickinson	12/9/2013	14	10	--
at Northwestern	1/25/2014	14	10	--
at Illinois	2/1/2014	15	12	--
North Dakota St.	11/17/2014	14	11	--
Alcorn State	12/9/2014	12	10	--

Dean Oliver (1)

Opponent	Date	Pts	Reb	Ast
Chicago State	11/14/1997	10	--	12

Larry Olsthoorn (2)

Opponent	Date	Pts	Reb	Ast
Michigan	1/17/1977	20	14	--
at California	12/10/1977	11	10	--

Larry Parker (1)

Opponent	Date	Pts	Reb	Ast
at Kansas	12/7/1974	11	13	--

Michael Payne (18)

Opponent	Date	Pts	Reb	Ast
Northern Illinois	11/28/1981	13	10	--
vs. Clemson	12/19/1981	10	11	--
Drake	12/30/1981	18	11	--
at Northwestern	1/21/1982	12	10	--
at Michigan	2/20/1982	15	12	--
Minnesota	2/27/1982	12	12	--
at Drake	11/29/1982	14	10	--
Marquette	12/8/1982	12	16	--
Ohio State	1/27/1983	15	12	--
at Michigan	3/10/1983	11	10	--
at Oregon State	12/10/1983	11	11	--



Colorado	12/19/1984	15	10	--
at Iowa State	1/14/1984	18	10	--
George Mason	12/1/1984	16	15	--
Purdue	1/3/1985	16	12	--
at Minnesota	1/12/1985	10	16	--
at Michigan	1/19/1985	12	11	--
Ohio State	2/28/1985	18	12	--

Cordell Pemsli (1)

Opponent	Date	Pts	Reb	Ast
Indiana	3/9/2017	14	11	--

Pierre Pierce (1)

Opponent	Date	Pts	Reb	Ast
Minnesota	2/28/2004	12	10	--

Tony Perkins (1)

Opponent	Date	Pts	Reb	Ast
at Illinois	3/6/2022	17	12	--

Filip Rebraca (1)

Opponent	Date	Pts	Reb	Ast
at Minnesota	1/16/2022	12	12	--

Luke Recker (1)

Opponent	Date	Pts	Reb	Ast
Boston University	11/14/2001	18	10	--

Jared Reiner (7)

Opponent	Date	Pts	Reb	Ast
Florida Atlantic	11/24/2002	15	14	--
Tennessee State	11/30/2002	10	14	--
at Ohio State	2/25/2003	16	10	--
at Indiana	3/1/2003	25	17	--
Northwestern	3/8/2003	20	12	--
Valparaiso	3/17/2003	11	10	--
UNC Asheville	11/23/2003	14	11	--

Guy Rucker (2)

Opponent	Date	Pts	Reb	Ast
North Texas	11/16/1997	10	11	--
vs. Puerto Rico	12/21/1997	10	10	--

Jess Settles (18)

Opponent	Date	Pts	Reb	Ast
Drake	11/30/1993	13	11	--
Dartmouth	12/20/1993	15	10	--
Cal-Irvine	12/29/1993	21	11	--
at Minnesota	3/5/1994	21	11	--
at Wisconsin	3/9/1994	29	14	--
Ohio State	3/12/1994	17	10	--
Ohio	12/3/1994	26	12	--
at Purdue	3/1/1995	13	11	--
Ohio	3/21/1995	11	10	--
Colgate	12/2/1995	10	12	--
at UNI	12/5/1995	20	15	--
Morehead State	12/23/1995	11	17	--
at Colorado	12/28/1995	20	10	--
Indiana	2/11/1996	10	11	--
at Illinois	2/24/1996	17	12	--
vs. George Washington	3/15/1996	21	15	--
vs. Arizona	3/17/1996	13	12	--
Illinois	1/7/1999	11	11	--

Sean Sondeleiter (1)

Opponent	Date	Pts	Reb	Ast
at Penn State	2/5/2003	18	11	--

Greg Stokes (23)

Opponent	Date	Pts	Reb	Ast
Navy	12/3/1982	16	11	--
Hawai'i	12/4/1982	22	10	--
Michigan State	1/5/1983	12	11	--
Indiana	1/29/1983	23	12	--
Purdue	2/10/1983	18	10	--
at Ohio State	2/19/1983	28	11	--
vs. Villanova	3/25/1983	22	11	--
Baylor	12/2/1983	23	12	--
Oregon State	12/3/1983	16	11	--
at Louisville	12/7/1983	16	14	--
Purdue	2/4/1984	11	11	--
Michigan	3/7/1984	14	13	--
Ark.-Little Rock	11/21/1984	18	10	--
Boston University	12/7/1984	20	10	--
Texas Tech	12/8/1984	22	11	--
Georgia State	12/12/1984	22	13	--
Illinois Wesleyan	12/15/1984	20	12	--
vs. Maryland	12/25/1984	29	10	--
Illinois	1/5/1985	24	11	--
at Michigan State	1/17/1985	27	11	--
at Indiana	1/31/1985	21	10	--
at Ohio State	2/2/1985	20	12	--
Ohio State	2/28/1985	29	11	--

Chris Street (17)

Opponent	Date	Pts	Reb	Ast
Chicago State	12/18/1990	11	12	--
Western Illinois	11/26/1991	13	12	--
Louisiana Tech	12/7/1991	14	14	--
at UNI	12/10/1991	16	10	--
at South Florida	12/28/1991	11	13	--
Michigan	1/9/1992	15	11	--
Illinois	1/15/1992	10	11	--
at Northwestern	1/22/1992	13	10	--
at Indiana	2/9/1992	12	16	--
at Illinois	2/23/1992	12	14	--
Mississippi Valley St.	12/1/1992	17	12	--
Iowa State	12/12/1992	12	10	--
vs. Eastern Michigan	12/21/1992	21	16	--
vs. Southern Illinois	12/22/1992	20	10	--
Texas Southern	12/28/1992	13	16	--
C. Connecticut St.	1/2/1993	12	13	--
Minnesota	1/13/1993	14	11	--

Harold Sullinger (2)

Opponent	Date	Pts	Reb	Ast
at Duquesne	12/9/1971	16	14	--
Northwestern	1/11/1972	14	15	--

Cyrus Tate (7)

Opponent	Date	Pts	Reb	Ast
Purdue	2/21/2007	11	10	--
at Michigan	1/19/2008	21	11	--
Northwestern	2/19/2008	18	11	--
vs. Michigan	3/13/2008	16	11	--
Oakland	11/23/2008	11	13	--
Indiana	1/3/2009	22	11	--
Penn State	3/7/2009	15	10	--

Ray Thompson (1)

Opponent	Date	Pts	Reb	Ast
Texas Southern	11/24/1989	26	10	--

Joe Toussaint (1)

Opponent	Date	Pts	Reb	Ast
Alabama State	11/18/2021	11	--	11

Anthony Tucker (1)

Opponent	Date	Pts	Reb	Ast
SE Missouri State	11/25/2008	14	10	--

Dom Uhl (1)

Opponent	Date	Pts	Reb	Ast
UMKC	12/5/2015	14	10	--

Jarrod Uthoff (7)

Opponent	Date	Pts	Reb	Ast
UMES	11/14/2013	11	11	--
Fairleigh Dickinson	12/9/2013	10	10	--
North Florida	12/22/2014	10	12	--
Michigan State	1/8/2015	12	10	--
at Michigan State	1/14/2016	15	10	--
at Illinois	2/7/2016	18	12	--
Minnesota	2/14/2016	25	15	--

Reggie Vaughn (1)

Opponent	Date	Pts	Reb	Ast
Minnesota-Duluth	12/30/1972	10	11	--

Glenn Vidnovic (4)

Opponent	Date	Pts	Reb	Ast
vs. Notre Dame	3/14/1969	24	11	--
at Ohio State	2/21/1970	20	10	--
Ohio State	3/3/1970	22	14	--
at Northwestern	3/7/1970	25	10	--

Steve Waite (10)

Opponent	Date	Pts	Reb	Ast
Drake	12/30/1977	13	11	--
at Ohio State	1/7/1978	13	11	--
at Michigan	2/25/1978	17	16	--
Ohio State	3/2/1978	16	14	--
Kent State	11/25/1978	13	10	--
Wichita State	11/28/1978	15	11	--
at Detroit	12/8/1979	10	15	--
Minnesota	1/26/1980	14	10	--
vs. VCU	3/6/1980	17	10	--
Iowa State	12/20/1980	12	14	--

Nate Washington (3)

Opponent	Date	Pts	Reb	Ast
Kentucky	12/14/1973	10	13	--
UW-Green Bay	12/29/1973	12	10	--
Minnesota	2/5/1974	13	13	--

Jay Webb (2)

Opponent	Date	Pts	Reb	Ast
Amer.-Puerto Rico	12/20/1992	12	12	--
vs. Eastern Michigan	12/21/1992	18	10	--

Aaron White (16)

Opponent	Date	Pts	Reb	Ast
Chicago State	11/11/2011	19	10	--
at Northwestern	2/9/2012	19	10	--
at Penn State	2/16/2012	16	10	--
Dayton	3/13/2012	25	11	--
Gardner-Webb	11/17/2012	13	10	--
at Virginia Tech	11/27/2012	21	10	--
at Nebraska	2/23/2013	15	13	--
Indiana State	3/20/2013	11	13	--
Omaha	11/10/2013	20	15	--
at Iowa State	12/13/2013	25	17	--
Northwestern	1/9/2014	18	10	--
Purdue	3/2/2014	15	10	--
vs. Syracuse	11/21/2014	15	12	--

CAREER DOUBLE-DOUBLE CLUB (SINCE 1969-70)



at Nebraska	2/22/2015	18	11	--
at Penn State	2/28/2015	21	14	--
vs. Penn State	3/12/2015	21	13	--

Joe Wieskamp (4)

Opponent	Date	Pts	Reb	Ast
Pittsburgh	11/27/2018	18	11	--
vs. Penn State	1/4/2020	23	10	--
Maryland	1/10/2020	26	11	--
Wisconsin	1/27/2020	12	10	--
Indiana	1/21/2021	16	12	--
Ohio State	2/4/2021	17	10	--
Rutgers	2/10/2021	26	10	--
Penn State	2/21/2021	11	11	--

James Winters (4)

Opponent	Date	Pts	Reb	Ast
Drake	11/30/1993	16	11	--
Lehigh	12/3/1993	24	11	--
Duke	12/22/1993	22	10	--
Indiana	1/11/1994	14	10	--

Adam Woodbury (9)

Opponent	Date	Pts	Reb	Ast
North Dakota St.	11/17/2014	10	11	--
Ohio State	1/7/2015	13	10	--
vs. Notre Dame	11/27/2015	14	10	--
Florida State	12/2/2015	11	10	--
at Rutgers	1/21/2016	12	11	--
Purdue	1/24/2016	13	10	--
at Maryland	1/28/2016	11	10	--
at Illinois	2/7/2016	10	14	--
at Indiana	2/11/2016	13	15	--

Andre Woolridge (3)

Opponent	Date	Pts	Reb	Ast
Illinois	2/1/1995	18	--	10
vs. DePaul	3/15/1995	17	--	10
vs. Virginia	3/13/1997	17	--	10

Glen Worley (6)

Opponent	Date	Pts	Reb	Ast
Kansas State	12/22/2001	11	12	--
Michigan	2/23/2002	14	10	--
Penn State	2/15/2003	15	10	--
Indiana	2/19/2003	11	13	--
Wisconsin	2/22/2003	14	14	--
at Ohio State	2/18/2004	12	10	--

Gerry Wright (6)

Opponent	Date	Pts	Reb	Ast
Ark.-Little Rock	11/24/1984	23	11	--
Wisconsin	1/26/1985	19	10	--
vs. Ark.-Little Rock	11/25/1985	16	13	--
Michigan	2/14/1985	14	11	--
Northwestern	2/22/1986	11	11	--
at Ohio State	2/26/1986	17	14	--

20-20 Double-Doubles

Since the 1954-55 season

Bill Logan at Michigan (25-23) in 1955
 Fred Haberecht vs. Wisconsin (29-20) in 1975
 Bruce King vs. Pittsburgh (42-20) in 1976
 Bruce King vs. Ohio State (31-21) in 1977
 Kevin Kunnert vs. Illinois (24-23) in 1972
 Keegan Murray v. NC Central (27-21) in 2021



Kevin Kunnert is Iowa's all-time leader in double-doubles with 48 (1971-73).



Two-time Big Ten and National Player of the Year (2021 & 2022) Luka Garza posted 33 career double-doubles, fourth most in program history over the last 50 years.



Career 1,000 Points and 500 Rebounds

Player	Points	Rebounds
1. Luka Garza (2018-21)	2,306	931
2. Roy Marble (1986-89)	2,116	668
3. Aaron White (2012-15)	1,859	901
4. Acie Earl (1990-93)	1,779	811
5. Greg Stokes (1982-85)	1,768	807
6. Jess Settles (1994-97, '99)	1,611	747
7. Don Nelson (1960-62)	1,522	784
8. Greg Brunner (2003-06)	1,516	990
9. Jeff Horner (2003-06)	1,502	563
10. Ed Horton (1986-89)	1,372	876
11. Bruce King (1975-77)	1,361	852
12. Tyler Cook (2017-19)	1,315	619
13. Jarrod Uthoff (2014-16)	1,298	579
14. Joe Wieskamp (2019-21)	1,283	566
15. Kenyon Murray (1993-96)	1,230	566
16. Kevin Boyle (1979-82)	1,189	674
17. Dave Gunther (1957-59)	1,188	690
18. Bill Logan (1954-56)	1,188	553
19. John Johnson (1969-70)	1,172	509
20. Kevin Kunenrt (1971-73)	1,145	914
21. Melsahn Basabe (2011-14)	1,119	752
22. Michael Payne (1982-85)	1,118	857
23. Ryan Bowen (1995-98)	1,090	804
24. Glen Worley (2001-04)	1,060	552
25. Reggie Evans (2001-02)	1,054	794
26. Carl Cain (1954-56)	1,054	501
27. Gerry Jones (1965-67)	1,039	665
28. George Peeples (1964-66)	1,025	654

1,000 Points and 100 Steals

Player	Points	Steals
1. Roy Marble (1986-89)	2,116	179
2. Aaron White (2012-15)	1,859	149
3. Acie Earl (1990-93)	1,779	111
4. Greg Stokes (1982-83)	1,768	110
5. B.J. Armstrong (1986-89)	1,705	171
6. Roy Devyn Marble (2011-14)	1,694	176
7. Matt Gatens (2009-12)	1,635	141
8. Jess Settles (1994-97, '99)	1,611	154
9. Adam Haluska (2005-07)	1,578	113
10. Dean Oliver (1998-2001)	1,561	205
11. Andre Woolridge (1995-97)	1,525	123
12. Jeff Horner (2003-06)	1,502	166
13. James Moses (1989-92)	1,343	139
14. Kenyon Murray (1993-96)	1,230	200
15. Val Barnes (1991-93)	1,181	119
16. Bob Hansen (1980-83)	1,145	100
17. Michael Payne (1982-85)	1,118	115
18. Ryan Bowen (1995-98)	1,090	208
19. Mike Gesell (2013-16)	1,072	160
20. Steve Carfino (1981-84)	1,037	178
21. Peter Jok (2014-17)	1,508	102
22. Jordan Bohannon (2017-22)	2,033	125

1,000 Points and 400 Assists

Player	Points	Assists
1. Jordan Bohannon (2017-22)	2,033	704
2. B.J. Armstrong (1986-89)	1,705	517
3. Ronnie Lester (1977-80)	1,675	480
4. Dean Oliver (1998-2001)	1,561	561
5. Andre Woolridge (1995-97)	1,525	575
6. Jeff Horner (2003-06)	1,502	612
7. Mike Gesell (2013-16)	1,072	557

1,000 Points and 100 Blocked Shots

Player	Points	Blocks
1. Luka Garza (2018-21)	2,306	154
2. Acie Earl (1990-93)	1,779	365
3. Greg Stokes (1982-85)	1,768	228
4. Greg Brunner (2003-06)	1,516	104
5. Jarrod Uthoff (2014-16)	1,298	177
6. Melsahn Basabe (2011-14)	1,119	148
7. Michael Payne (1982-85)	1,118	232
8. Ryan Bowen (1995-98)	1,090	124
9. Keegan Murray (2021-22)	1,046	107

Top Scoring Tandems in a Single Season

1,279	Roy Marble (675); Ed Horton (604)	1989
1,271	Roy Marble (675); B.J. Armstrong (596)	1989
1,217	Keegan Murray (822); Jordan Bohannon (395)	2022
1,207	Luka Garza (747); Joe Wieskamp (460)	2021
1,200	Ed Horton (604); B.J. Armstrong (596)	1989
1,178	John Johnson (699); Chad Calabria (479)	1970
1,175	Luka Garza (740); Joe Wieskamp (435)	2020
1,162	Keegan Murray (822); Kris Murray (340)	2022
1,158	Keegan Murray (822); Patrick McCaffery (336)	2022
1,138	Jarrod Uthoff (624); Peter Jok (514)	2016
1,132	John Johnson (699); Glenn Vidnovic (433)	1970
1,128	John Johnson (699); Fred Brown (429)	1970
1,125	Luke Recker (600); Reggie Evans (525)	2002
1,114	B.J. Armstrong (592); Roy Marble (522)	1988
1,106	Scott Thompson (567); Bruce King (539)	1976
1,098	Adam Haluska (637); Tyler Smith (461)	2007
1,075	Luka Garza (747); Jordan Bohannon (328)	2021
1,063	Scott Thompson (567); Dan Frost (496)	1976
1,051	Reggie Evans (529); Dean Oliver (522)	2001
1,042	Roy Devyn Marble (554); Aaron White (488)	2013
1,035	Bruce King (539); Dan Frost (496)	1976
1,034	B.J. Armstrong (592); Bill Jones (442)	1988
1,032	Roy Marble (675); Ray Thompson (357)	1989
1,029	B.J. Armstrong (592); Jeff Moe (437)	1988
1,024	Greg Stokes (548); Bob Hansen (476)	1983
1,014	Chris Kingsbury (553); Andre Woolridge (461)	1995

Most 500 Point Scorers in a Season

1989	Roy Marble (675); Ed Horton (604); B.J. Armstrong (596)
2016	Jarrod Uthoff (624); Peter Jok (514)

Most 400 Point Scorers in a Season

1970	4	John Johnson (699); Chad Calabria (479); Glenn Vidnovic (433); Fred Brown (429)
1988	4	B.J. Armstrong (592); Roy Marble (522); Bill Jones (442); Jeff Moe (437)
1989	3	Roy Marble (675); Ed Horton (604); B.J. Armstrong (596)
1976	3	Scott Thompson (567); Bruce King (539); Dan Frost (496)
1995	3	Chris Kingsbury (553); Andre Woolridge (461); Jess Settles (405)
2005	3	Greg Brunner (485); Adam Haluska (467); Jeff Horner (463)
1967	3	Sam Williams (549); Gerry Jones (448); Tom Chapman (402)
1987	3	Roy Marble (520); B.J. Armstrong (434); Kevin Gamble (418)
2006	3	Greg Brunner (481); Adam Haluska (474); Jeff Horner (407)
2018	3	Tyler Cook (506); Jordan Bohannon (445); Luka Garza (400)
1996	3	Jess Settles (484); Russ Millard (439); Andre Woolridge (419)
2019	3	Tyler Cook (478); Luka Garza (419); Jordan Bohannon (405)

Two 500 Point Seasons

1.	Roy Marble	1986-87 (520), 1987-88 (522), 1988-89 (675)
2.	Acie Earl	1990-91 (520), 1991-92 (586), 1992-93 (542)
3.	Luka Garza	2019-20 (740), 2020-21 (747)
4.	Greg Stokes	1982-83 (548), 1984-85 (638)
5.	B.J. Armstrong	1987-88 (592), 1988-89 (596)
6.	Devyn Marble	2012-13 (554), 2013-14 (550)
7.	Ronnie Lester	1977-78 (536), 1978-79 (524)
8.	Don Nelson	1960-61 (570), 1961-62 (571)
9.	Bruce King	1975-76 (539), 1976-77 (524)
10.	Sam Williams	1966-67 (544), 1967-68 (632)
11.	Reggie Evans	2000-01 (529), 2001-02 (525)

Three 500 Point Seasons

1.	Roy Marble	1986-87 (520), 1987-88 (522), 1988-89 (675)
2.	Acie Earl	1990-91 (520), 1991-92 (586), 1992-93 (542)

Three 400 Point Seasons

1.	Luka Garza	2017-18 (400), 2018-19 (419), 2019-20 (740), 2020-21 (747)
2.	Roy Marble	1986-87 (520), 1987-88 (522), 1988-89 (675)
3.	Aaron White	2012-13 (488), 2013-14 (424), 2014-15 (558)
4.	Acie Earl	1990-91 (520), 1991-92 (586), 1992-93 (542)
5.	Greg Stokes	1982-83 (548), 1983-84 (417), 1984-85 (638)
6.	B.J. Armstrong	1986-87 (434), 1987-88 (592), 1988-89 (596)
7.	Devyn Marble	2011-12 (402), 2012-13 (554), 2013-14 (550)
8.	Jess Settles	1993-94 (414), 1994-95 (405), 1995-96 (484)
9.	Adam Haluska	2004-05 (467), 2005-06 (474), 2006-07 (637)
10.	Andre Woolridge	1994-95 (461), 1995-96 (419), 1996-97 (645)

Four 400 Point Seasons

1. Luka Garza	2017-18 (400), 2018-19 (419), 2019-20 (740), 2020-21 (747)
---------------	--

Three 200 Rebound Seasons

1. Aaron White	2012-13 (234), 2013-14 (220), 2014-15 (248)
2. Luka Garza	2017-18 (211), 2019-20 (305), 2020-21 (271)
3. Don Nelson	1959-60 (241), 1960-61 (258), 1961-62 (285)
4. Greg Brunner	2003-04 (239), 2004-05 (275), 2005-06 (314)
5. Bruce King	1974-75 (228), 1975-76 (292), 1976-77 (332)
6. Kevin Kunnert	1970-71 (227), 1971-72 (353), 1972-73 (334)
7. Michael Payne	1981-82 (201), 1982-83 (233), 1984-85 (235)

Four 100 Assist Seasons

1. Jordan Bohannon	2016-17 (175), 2017-18 (178), 2018-19 (118), 2020-21 (135)
2. Dean Oliver	1997-98 (131), 1998-99 (136), 1999-00 (126), 2000-01 (168)
3. Jeff Horner	2002-03 (140), 2003-04 (123), 2004-05 (180), 2005-06 (169)

Three 100 Assist Seasons

1. Jordan Bohannon	2016-17 (175), 2017-18 (178), 2018-19 (118), 2020-21 (135)
2. Dean Oliver	1997-98 (131), 1998-99 (136), 1999-00 (126), 2000-01 (168)
3. Jeff Horner	2002-03 (140), 2003-04 (123), 2004-05 (180), 2005-06 (169)
4. B.J. Armstrong	1986-87 (148), 1987-88 (155), 1988-89 (173)
5. Roy Devyn Marble	2011-12 (126), 2012-13 (112), 2013-14 (118)
6. Andre Woolridge	1994-95 (190), 1995-96 (193), 1996-97 (192)
7. Mike Gesell	2013-14 (128), 2014-15 (135), 2015-16 (205)

Four 40 Steal Seasons

1. Kenyon Murray	1992-93 (45), 1993-94 (56), 1994-95 (58), 1995-96 (41)
------------------	--

Three 40 Steal Seasons

1. Kenyon Murray	1992-93 (45), 1993-94 (56), 1994-95 (58), 1995-96 (41)
2. Dean Oliver	1997-98 (42), 1998-99 (51), 1999-00 (62), 2000-01 (50)
3. B.J. Armstrong	1986-87 (50), 1987-88 (58), 1988-89 (55)
4. Roy Devyn Marble	2011-12 (53), 2012-13 (42), 2013-14 (60)
5. Jess Settles	1993-94 (40), 1994-95 (41), 1995-96 (48)
6. Jeff Horner	2002-03 (40), 2004-05 (47), 2005-06 (41)
7. Mike Gesell	2012-13 (40), 2013-14 (43), 2015-16 (44)

Four 40 Block Seasons

1. Acie Earl	1989-90 (50), 1990-91 (106), 1991-92 (121), 1992-93 (62)
--------------	--

Three 40 Block Seasons

1. Acie Earl	1981-82 (50), 1982-83 (78), 1983-84 (58), 1984-85 (62)
2. Greg Stokes	1982-83 (78), 1983-84 (58), 1984-85 (62)
3. Erek Hansen	2003-04 (40), 2004-05 (83), 2005-06 (89)

500 Points and 300 Rebounds in a Season

Player, Season	Points	Rebounds
1. Keegan Murray, 2021-22	822	303
2. Luka Garza, 2019-20	740	305
3. Ed Horton, 1988-89	604	350
4. Bruce King, 1976-77	524	332
5. Reggie Evans, 2000-01	529	416
6. Reggie Evans, 2001-02	525	378

500 Points and 250 Rebounds in a Season

Player, Season	Points	Rebounds
1. Keegan Murray, 2021-22	822	303
2. Luka Garza, 2020-21	747	271
3. Luka Garza, 2019-20	740	305
4. Acie Earl, 1992-93	542	286
5. Greg Stokes, 1984-85	638	268
6. Don Nelson, 1960-61	570	258
7. Don Nelson, 1961-62	571	285
8. Ed Horton, 1988-89	604	350
9. Bruce King, 1975-76	539	292
10. Bruce King, 1976-77	524	332
11. Sam Williams, 1967-68	632	273
12. John Johnson, 1969-70	699	253
13. Reggie Evans, 2000-01	529	416
14. Reggie Evans, 2001-02	525	378

500 Points and 100 Assists in a Season

Player, Season	Points	Assists
1. B.J. Armstrong, 1987-88	592	155
2. B.J. Armstrong, 1988-89	550	118
3. Roy Devyn Marble, 2012-13	554	112
4. Roy Devyn Marble, 2012-13	550	118
5. Ronnie Lester, 1977-78	536	163
6. Ronnie Lester, 1977-78	524	147
7. Dean Oliver, 2000-01	522	168
8. Andre Woolridge, 1996-97	645	192

400 Points and 100 Assists in a Season

Player, Season	Points	Assists
1. B.J. Armstrong, 1986-87	434	148
2. B.J. Armstrong, 1987-88	592	155
3. B.J. Armstrong, 1988-89	550	118
4. Kenny Arnold, 1979-80	444	142
5. Jordan Bohannon, 2017-18	445	178
6. Jordan Bohannon, 2018-19	405	118
7. Jeff Horner, 2004-05	463	180
8. Jeff Horner, 2005-06	407	169
9. Roy Devyn Marble, 2011-12	402	126
10. Roy Devyn Marble, 2012-13	554	112
11. Roy Devyn Marble, 2012-13	550	118
12. Ronnie Lester, 1977-78	536	163
13. Ronnie Lester, 1977-78	524	147
14. Dean Oliver, 1999-2000	408	126
15. Dean Oliver, 2000-01	522	168
16. Andre Woolridge, 1994-95	461	190
17. Andre Woolridge, 1995-96	419	193
18. Andre Woolridge, 1996-97	645	192

500 Points and 50 Steals in a Season

Player, Season	Points	Steals
1. Roy Marble, 1987-88	522	59
2. B.J. Armstrong, 1987-88	592	58
3. B.J. Armstrong, 1988-89	596	55
4. Roy Devyn Marble, 2013-14	550	60
5. Dean Oliver, 2000-01	522	50
6. Reggie Evans, 2001-02	525	54

500 Points and 50 Blocks in a Season

Player, Season	Points	Blocks
1. Keegan Murray, 2021-22	822	68
2. Luka Garza, 2020-21	747	50
3. Luka Garza, 2019-20	740	55
4. Acie Earl, 1990-91	520	106
5. Acie Earl, 1991-92	586	121
6. Greg Stokes, 1982-83	548	78
7. Greg Stokes, 1984-85	638	62
8. Jarrod Uthoff, 2015-16	624	86



Points

Based on total points

Year	Player	No.	Avg
1939	Ben Stephens	215	13.4
1940	Vic Siegel	189	9.0
1941	Vic Siegel	194	9.7
1942	Tom Chapman	245	12.3
1943	Ben Trickey	229	13.5
1944	Dick Ives	327	18.2
1945	Dick Ives	217	12.1
1946	Dick Ives	187	10.4
1947	Murray Wier	272	15.1
1948	Murray Wier *	399	21.0
1949	Charlie Mason	146	7.8
1950	Frank Calsbeek	333	15.1
1951	Charles Darling	358	16.3
1952	Charles Darling *	561	25.5
1953	Deacon Davis	327	14.9
1954	Bill Logan	315	14.3
1955	Bill Logan	413	15.9
1956	Bill Logan	460	17.7
1957	Dave Gunther	271	12.3
1958	Dave Gunther	435	19.8
1959	Dave Gunther	482	21.9
1960	Don Nelson	380	15.8
1961	Don Nelson	570	23.7
1962	Don Nelson	572	23.8
1963	Dave Roach	289	12.0
1964	Dave Roach	367	15.9
1965	Chris Pervall	507	21.1
1966	Chris Pervall	458	19.1
1967	Sam Williams	544	22.6
1968	Sam Williams	632	25.3
1969	John Johnson	473	19.7
1970	John Johnson *	699	27.9
1971	Fred Brown	662	27.6
1972	Rick Williams	469	19.5
1973	Kevin Kunnert	460	19.2
1974	Candy LaPrince	457	19.0
1975	Bruce King	298	11.5
1976	Scott Thompson	567	19.5
1977	Bruce King	524	21.0
1978	Ronnie Lester	536	19.9
1979	Ronnie Lester	524	18.7
1980	Kenny Arnold	444	13.5
1981	Vince Brookins	411	14.7
1982	Michael Payne	308	11.4
1983	Greg Stokes	548	17.7
1984	Greg Stokes	417	14.9
1985	Greg Stokes	638	19.9
1986	Roy Marble	399	12.5
1987	Roy Marble	520	14.9
1988	B.J. Armstrong	592	17.4
1989	Roy Marble	675	20.5
1990	Les Jepsen	417	14.9
1991	Acie Earl	520	16.3
1992	Acie Earl	586	19.5
1993	Acie Earl	542	16.9
1994	James Winters	414	18.0
	Jess Settles	414	15.3
1995	Chris Kingsbury	553	16.8
1996	Jess Settles	484	15.1
1997	Andre Woolridge *	645	20.2
1998	Ricky Davis	464	15.0
1999	Dean Oliver	357	11.9
2000	Dean Oliver	408	13.6
2001	Reggie Evans	529	15.1
2002	Luke Recker	600	17.1
2003	Chauncey Leslie	490	15.8
2004	Pierre Pierce	468	16.1
2005	Greg Brunner	485	14.7
2006	Greg Brunner	481	14.1
2007	Adam Haluska *	637	20.5
2008	Justin Johnson	378	11.8
2009	Jake Kelly	372	11.6
2010	Matt Gatens	385	12.3
2011	Matt Gatens	366	12.6
2012	Matt Gatens	518	15.2
2013	Roy Devyn Marble	554	15.0
2014	Roy Devyn Marble	560	17.0
2015	Aaron White	558	16.4
2016	Jarrod Uthoff	624	18.9
2017	Peter Jok	636	19.9
2018	Tyler Cook	506	15.3
2019	Tyler Cook	478	14.5
2020	Luka Garza *	740	23.9
2021	Luka Garza *	747	24.1
2022	Keegan Murray *	822	23.5

* -- Big Ten scoring leader

Rebounds

Based on total rebounds

Year	Player	No.	Avg
1951	Charles Darling	387	17.6
1952	not available		
1953	not available		
1954	not available		
1955	Bill Logan	285	11.0
1956	Bill Logan	268	10.3
1957	Dave Gunther	197	8.9
1958	Nolden Gentry	241	10.9
1959	Dave Gunther	243	12.1
1960	Don Nelson	241	10.0
1961	Don Nelson	258	10.8
1962	Don Nelson	285	11.9
1963	Dave Roach	162	6.8
1964	Dave Roach	162	7.0
1965	George Peeples	249	10.4
1966	George Peeples	260	10.8
1967	Gerry Jones	257	10.7
1968	Sam Williams	273	10.9
1969	John Johnson	256	10.7
1970	John Johnson	253	10.1
1971	Kevin Kunnert	227	9.4
1972	Kevin Kunnert	353	14.7
1973	Kevin Kunnert	334	13.9
1974	Neil Fegebank	162	6.8
1975	Bruce King	228	8.8
1976	Bruce King	392	10.1
1977	Bruce King	232	12.3
1978	Clay Hargrave	267	9.9
1979	William Mayfield	236	8.4
1980	Steve Krafscin	211	6.4
1981	Steve Krafscin	179	6.4
1982	Michael Payne	201	6.9
1983	Michael Payne	233	7.5
1984	Greg Stokes	193	6.9
1985	Greg Stokes	268	8.4
1986	Gerry Wright	204	6.6
1987	Brad Lohaus	268	7.7
1988	Kent Hill	222	6.5
1989	Ed Horton	350	10.6
1990	Les Jepsen	281	10.0
1991	Acie Earl	213	6.7
1992	Chris Street	247	8.2
1993	Acie Earl	286	8.9
1994	Jess Settles	203	7.5
1995	Jim Bartels	204	6.2
1996	Jess Settles	239	7.5
1997	Ryan Bowen	264	9.1
1998	Ryan Bowen	271	8.7
1999	Jess Settles	133	4.8
2000	Jacob Jaacks	220	7.3
2001	Reggie Evans *	416	11.9
2002	Reggie Evans	378	11.1
2003	Jared Reiner	231	8.3
2004	Greg Brunner	239	8.2
2005	Greg Brunner	275	8.3
2006	Greg Brunner	314	9.2
2007	Tyler Smith	153	4.9
2008	Cyrus Tate	166	5.4
2009	Cyrus Tate	131	5.7
2010	Aaron Fuller	172	6.2
2011	Melsahn Basabe	210	6.8
2012	Aaron White	180	5.7
2013	Aaron White	234	6.2
2014	Aaron White	220	6.7
2015	Aaron White	248	7.3
2016	Adam Woodbury	273	8.3
2017	Nicholas Baer	197	5.8
2018	Tyler Cook	224	6.8
2019	Tyler Cook	252	7.6
2020	Luka Garza	305	9.8
2021	Luka Garza	271	8.7
2022	Keegan Murray	303	8.7

Field Goal Percentage

Minimum of four att./game

Year	Player	FG%	FG-FGA
1947	Noble Jorgensen	.322	46-143
1948	Murray Wier	.354	152-429
1949	Franklin Calsbeek	.333	40-120
1950	Franklin Calsbeek	.341	127-372
1951	Charles Darling	.372	139-376
1952	Charles Darling	.417	204-489
1953	Chuck Jarnagin	.319	68-219
1954	Carl Cain	.427	106-248
1955	McKinley Davis	.479	92-192

1956	Bill Logan	.440	175-420
1957	Jim McConnell	.393	79-201
1958	Dave Gunther	.448	169-377
1959	Dave Gunther	.426	169-393
1960	Mike Heitman	.458	104-227
1961	Don Nelson	.522	197-377
1962	Don Nelson	.554	193-348
1963	Dave Roach	.455	117-257
1964	Dave Roach	.397	145-397
1965	George Peeples	.511	156-305
1966	George Peeples	.515	171-332
1967	Tom Chapman	.526	146-274
1968	Sam Williams	.461	219-475
1969	Ben McGilmer	.529	109-206
1970	John Johnson	.569	289-508
1971	Fred Brown	.501	268-535
1972	Kevin Kunnert	.516	180-349
1973	Kevin Kunnert	.545	198-363
1974	Neil Fegebank	.495	148-299
1975	Fred Haberecht	.469	97-209
1976	Dan Frost	.538	203-337
1977	Bruce King	.473	198-419
1978	Clay Hargrave	.520	117-225
1979	William Mayfield	.493	148-300
1980	Steve Krafscin	.536	155-289
1981	Steve Krafscin	.549	124-226
1982	Steve Carfino	.562	100-178
1983	Greg Stokes	.543	219-403
1984	Greg Stokes	.574	163-284
1985	Greg Stokes	.547	262-479
1986	Gerry Wright	.592	138-233
1987	Roy Marble	.557	199-357
1988	Kent Hill	.607	91-150
1989	Ray Thompson	.597	148-248
1990	Les Jepsen	.622	155-249
1991	Rodell Davis	.592	109-184
1992	Chris Street	.564	114-202
1993	Acie Earl	.505	203-402
1994	Jess Settles	.574	156-272
1995	Jim Bartels	.504	128-254
1996	Russ Millard	.609	151-248
1997	Ryan Bowen	.553	120-217
1998	Ryan Bowen	.603	164-272
1999	Joey Range	.525	85-162
2000	Jacob Jaacks	.468	123-263
2001	Duez Henderson	.514	75-146
2002	Reggie Evans	.496	169-341
2003	Jared Reiner	.541	92-170
2004	Greg Brunner	.549	123-224
2005	Greg Brunner	.512	175-342
2006	Erek Hansen	.581	93-160
2007	Seth Gorney	.575	77-134
2008	Cyrus Tate	.667	86-129
2009	Jeff Peterson	.450	81-180
2010	Jarryd Cole	.566	103-182
2011	Melsahn Basabe	.572	131-229
2012	Melsahn Basabe	.524	109-208
2013	Adam Woodbury	.488	81-166
2014	Aaron White	.584	143-245
2015	Aaron White	.521	171-328
2016	Adam Woodbury	.550	94-171
2017	Cordell Pems	.617	116-188
2018	Tyler Cook	.566	192-339
2019	Ryan Kriener	.539	76-141
2020	Ryan Kriener	.544	92-169
2021	Luka Garza	.553	281-508
2022	Keegan Murray	.554	307-554

3-Pt. Field Goal Percentage

Minimum of one 3-pt. FGA per game

Year	Player	FG%	FG-FGA
1983	Steve Carfino	.454	30-66
1987	B.J. Armstrong	.519	28-54
1988	B.J. Armstrong	.453	62-137
1989	B.J. Armstrong	.397	46-116
1990	Troy Skinner	.267	16-60
1991	Troy Skinner	.472	42-89
1992	Troy Skinner	.360	18-50
1993	Wade Lookingbill	.377	20-53
1994	Jim Bartels	.374	49-131
1995	Jim Bartels	.413	59-143
1996	Jess Settles	.348	40-115
1997	Kent McCausland	.522	70-134
1998	J.R. Koch	.471	16-34
1999	Kent McCausland	.421	59-140
2000	Rob Griffin	.401	57-142
2001	Luke Recker	.431	47-109
2002	Ryan Hogan	.471	33-70



2003	Brody Boyd	.309	55-178
2004	Jeff Horner	.425	65-153
2005	Jeff Horner	.408	86-211
2006	Jeff Horner	.348	70-201
2007	Justin Johnson	.455	45-99
2008	Jake Kelly	.408	30-69
2009	Matt Gatens	.403	52-129
2010	Devan Bawinkel	.381	32-84
2011	Matt Gatens	.331	54-163
2012	Zach McCabe	.449	22-49
2013	Roy Devyn Marble	.327	49-150
2014	Jarrold Uthoff	.425	17-40
2015	Anthony Clemmons	.373	22-59
2016	Dom Uhl	.450	27-60
2017	Brady Ellingson	.471	32-68
2018	Jordan Bohannon	.430	96-223
2019	Joe Wieskamp	.424	59-139
2020	CJ Fredrick	.461	47-102
2021	CJ Fredrick	.474	36-76
2022	Keegan Murray	.398	66-166

Free Throw Percentage

Minimum of two att./game

Year	Player	FT%	FT-FTA
1939	Ben Stephens	.707	75-106
1940	Dick Evans	.758	25-33
1941	Vic Siegel	.750	60-80
1942	Tom Chapman	.726	69-95
1943	Tom Chapman	.766	46-60
1944	Dick Ives	.602	41-68
1945	Clayton Wilkinson	.632	43-68
1946	Murray Wier	.629	39-62
1947	Murray Wier	.667	62-93
1948	Leonard Metcalfe	.750	27-36
1949	Al Weiss	.637	37-58
1950	Bob Vollers	.633	33-57
1951	Charles Darling	.667	80-120
1952	Charles Darling	.702	153-218
1953	Herb Thompson	.666	78-117
1954	Bill Logan	.659	83-126
1955	Bill Seaberg	.788	82-104
1956	Bill Seaberg	.780	110-141
1957	Dave Gunther	.685	87-127
1958	Dave Gunther	.688	97-141
1959	Dave Gunther	.737	112-152
1960	Mike Heitman	.837	41-49
1961	Don Nelson	.656	176-268
1962	Don Nelson	.704	186-264
1963	Jimmy Rodgers	.800	92-115
1964	Jimmy Rodgers	.829	87-105
1965	Jimmy Rodgers	.845	93-110
1966	Chris Pervall	.751	130-173
1967	Tom Chapman	.870	114-131
1968	Sam Williams	.732	194-265
1969	Glenn Vidnovic	.862	163-189
1970	Glenn Vidnovic	.875	133-152
1971	Fred Brown	.829	126-152
1972	Rick Williams	.863	113-131
1973	Rick Williams	.851	63-74
1974	John Hairston	.702	40-57
1975	Larry Moore	.794	50-63
1976	Cal Wulfsberg	.818	63-77
1977	Dick Peth	.819	86-105
1978	Ronnie Lester	.746	132-177
1979	Ronnie Lester	.845	136-161
1980	Ronnie Lester	.800	80-100
1981	Vince Brookins	.798	75-94
1982	Kenny Arnold	.784	91-116
1983	Bob Hansen	.760	98-129
1984	Steve Carfino	.757	56-74
1985	Jeff Moe	.778	49-63
1986	Bill Jones	.802	65-81
1987	B.J. Armstrong	.794	100-126
1988	B.J. Armstrong	.849	124-146
1989	B.J. Armstrong	.833	160-192
1990	Troy Skinner	.841	53-63
1991	Troy Skinner	.845	98-116
1992	Val Barnes	.862	81-94
1993	Wade Lookingbill	.828	72-87
1994	Chris Kingsbury	.821	46-56
1995	Chris Kingsbury	.803	98-122
1996	Russ Millard	.799	115-144
1997	Andre Woolridge	.749	155-207
1998	Dean Oliver	.762	96-126
1999	Jess Settles	.783	54-69
2000	Kyle Galloway	.841	69-82
2001	Luke Recker	.856	77-90
2002	Luke Recker	.885	108-122

2003	Chauncey Leslie	.781	107-137
2004	Jeff Horner	.860	98-114
2005	Adam Haluska	.808	105-130
2006	Adam Haluska	.848	112-132
2007	Adam Haluska	.870	167-192
2008	Jeff Peterson	.733	44-60
2009	Matt Gatens	.904	75-83
2010	Matt Gatens	.832	84-101
2011	Matt Gatens	.874	76-87
2012	Matt Gatens	.854	111-130
2013	Roy Devyn Marble	.810	153-189
2014	Aaron White	.807	130-161
2015	Aaron White	.819	195-238
2016	Peter Jok	.852	92-108
2017	Peter Jok	.911	154-169
2018	Jordan Bohannon	.904	75-83
2019	Jordan Bohannon	.872	102-117
2020	Joe Wieskamp	.856	95-111
2021	Luka Garza	.709	141-199
2022	Jordan Bohannon	.889	80-90

Blocked Shots

(Based on total blocks)

Year	Player	No.	Avg
1980	Steve Kraficisin	23	0.6
1981	Steve Waite	16	0.6
1982	Greg Stokes	30	1.0
1983	Greg Stokes	79	2.5
1984	Greg Stokes	58	2.1
1985	Greg Stokes	62	1.9
1986	Gerry Wright	33	1.1
1987	Brad Lohaus	37	1.1
1988	Kent Hill	11	0.3
1989	Les Jepsen	28	0.9
1990	Acie Earl	50	2.3
1991	Acie Earl	106	3.3
1992	Acie Earl *	121	4.0
1993	Acie Earl	88	2.8
1994	James Winters	26	1.1
1995	Ryan Bowen	34	1.0
1996	Russ Millard	25	0.8
1997	Guy Rucker	39	1.2
1998	Ryan Bowen	41	1.3
1999	J.R. Koch	32	1.1
2000	Jacob Jaacks	13	0.4
2001	Reggie Evans	21	0.6
2002	Glen Worley	31	0.9
2003	Jared Reiner	34	1.2
	Glen Worley	34	1.1
2004	Erek Hansen	40	1.8
2005	Erek Hansen	83	2.6
2006	Erek Hansen	89	2.6
2007	Kurt Looby	53	1.7
2008	Kurt Looby	43	1.3
2009	Cyrus Tate	13	0.6
2010	Eric May	26	0.8
2011	Melsahn Basabe	41	1.3
2012	Melsahn Basabe	36	1.0
2013	Melsahn Basabe	45	1.2
2014	Gabriel Olaseni	43	1.3
2015	Jarrold Uthoff	56	1.6
2016	Jarrold Uthoff	86	2.6
2017	Nicholas Baer	48	1.4
2018	Luka Garza	32	0.9
2019	Nicholas Baer	36	1.0
2020	Luka Garza	55	1.8
2021	Luka Garza	50	1.6
2022	Keegan Murray	68	1.9

Steals (Based on total steals)

Year	Player	No.	Avg
1980	Kevin Boyle	58	1.7
1981	Kevin Boyle	38	1.4
1982	Steve Carfino	44	1.5
1983	Steve Carfino	54	1.7
1984	Steve Carfino	66	2.3
1985	Greg Stokes	48	1.5
1986	Andre Banks	66	2.1
1987	B.J. Armstrong	50	1.4
1988	Bill Jones	72	2.1
1989	B.J. Armstrong	59	1.8
1990	James Moses	43	1.5
1991	Kevin Smith	41	1.3
1992	James Moses	47	1.6
1993	Kenyon Murray	45	1.4
1994	Kenyon Murray	56	2.1
1995	Jim Bartels	70	2.1

1996	Mon'ter Glasper	50	1.6
1997	Ryan Bowen	55	1.9
1998	Ryan Bowen *	79	2.5
1999	Dean Oliver	51	1.7
2000	Dean Oliver	62	2.1
2001	Dean Oliver	50	1.4
2002	Luke Recker	56	1.6
2003	Chauncey Leslie	45	1.5
2004	Brody Boyd	68	2.3
2005	Jeff Horner	47	1.4
2006	Jeff Horner	41	1.4
2007	Tyler Smith	45	1.5
2008	Tony Freeman	22	1.0
2009	Jake Kelly	33	1.0
2010	Eric May	34	1.1
2011	Matt Gatens	38	1.3
2012	Roy Devyn Marble	53	1.5
2013	Mike Gesell	40	1.2
2014	Roy Devyn Marble	60	1.8
2015	Aaron White	45	1.3
2016	Mike Gesell	44	1.3
2017	Nicholas Baer	43	1.3
2018	Nicholas Baer	27	1.0
2019	Nicholas Baer	34	1.0
2020	Joe Toussaint	36	1.2
2021	Joe Wieskamp	29	0.9
2022	Joe Toussaint	51	1.4

Assists (Based on total assists)

Year	Player	No.	Avg
1975	Larry Moore	70	2.7
1976	Cal Wulfsberg	191	9.0
1977	Cal Wulfsberg	110	4.1
1978	Ronnie Lester	163	6.1
1979	Ronnie Lester	147	5.3
1980	Kenny Arnold	142	4.3
1981	Kenny Arnold	110	3.9
1982	Kevin Boyle	101	3.5
1983	Steve Carfino	134	4.3
1984	Andre Banks	83	3.3
1985	Andre Banks	104	3.5
1986	Andre Banks	119	3.7
1987	B.J. Armstrong	148	4.2
1988	B.J. Armstrong	155	4.6
1989	B.J. Armstrong	173	5.4
1990	Troy Skinner	107	3.8
1991	Troy Skinner	109	3.4
1992	Kevin Smith	110	4.8
1993	Kevin Smith	110	3.9
1994	Mon'ter Glasper	140	5.2
1995	Andre Woolridge	190	5.8
1996	Andre Woolridge	193	6.0
1997	Andre Woolridge	192	6.0
1998	Dean Oliver	131	4.2
1999	Dean Oliver	136	4.5
2000	Dean Oliver	126	4.2
2001	Dean Oliver	168	4.8
2002	Pierre Pierce	114	3.2
2003	Jeff Horner	140	4.5
2004	Jeff Horner	123	4.2
2005	Jeff Horner	180	5.5
2006	Jeff Horner	169	5.6
2007	Tony Freeman	116	3.7
2008	Jeff Peterson	92	3.1
2009	Jeff Peterson	106	4.2
2010	Cully Payne	122	3.8
2011	Bryce Cartwright	182	5.9
2012	Bryce Cartwright	154	4.8
2013	Roy Devyn Marble	112	3.0
2014	Mike Gesell	128	3.9
2015	Mike Gesell	135	4.0
2016	Mike Gesell	205	6.2
2017	Jordan Bohannon	175	5.1
2018	Jordan Bohannon	178	5.4
2019	Jordan Bohannon	118	3.4
2020	Connor McCaffery	124	4.0
2021	Jordan Bohannon	135	4.4
2022	Joe Toussaint	114	3.2

Note: Players listed in boldface are current players.



Largest Iowa Basketball Crowds

Crowd	Date	Opponent	Site	Result
&28,114	March 16, 1991	Duke	Metrodome, Minneapolis, MN	Duke, 85-70
&27,444	March 14, 1986	N.C. State	Metrodome, Minneapolis, MN	N.C. State, 66-64
&27,284	March 17, 2005	Cincinnati	RCA Dome, Indianapolis, IN	Cincinnati, 76-64
&25,759	March 14, 1991	East Tennessee State	Metrodome, Minneapolis, MN	Iowa, 76-73
#23,697	March 12, 2005	Wisconsin	United Center, Chicago, IL	Wisconsin, 59-56
#23,418	March 10, 2001	Penn State	United Center, Chicago, IL	Iowa, 94-74
&23,229	March 25, 1988	Arizona	Kingdome, Seattle, WA	Arizona, 99-79
&23,229	March 22, 1987	UNLV	Kingdome, Seattle, WA	UNLV, 84-81
&22,914	March 20, 1987	Oklahoma	Kingdome, Seattle, WA	Iowa, 93-91
*22,797	Jan. 3, 1990	UNI	UNI-Dome, Cedar Falls, IA	UNI, 77-74
*22,508	Nov. 27, 1982	BYU	Marriott Activities Center, Provo, UT	Iowa, 91-80
#22,081	March 11, 2001	Indiana	United Center, Chicago, IL	Iowa, 63-61
#21,739	March 9, 2001	Ohio State	United Center, Chicago, IL	Iowa, 75-66
#21,711	March 6, 1998	Michigan	United Center, Chicago, IL	Michigan, 77-66
#21,517	March 11, 2005	Michigan State	United Center, Chicago, IL	Iowa, 71-69
*21,175	Jan. 7, 1989	North Carolina	Smith Center, Chapel Hill, NC	Iowa, 98-97
*20,844	Dec. 3, 2019	Syracuse	Carrier Dome, Syracuse, NY	Iowa, 68-54
#20,003	March 8, 2001	Northwestern	United Center, Chicago, IL	Iowa, 72-55
#19,627	March 10, 2000	Michigan State	United Center, Chicago, IL	Michigan State, 75-65
&19,641	March 22, 2019	Cincinnati	Nationwide Arena, Columbus, OH	Iowa, 79-72
&19,610	March 24, 2019	Tennessee	Nationwide Arena, Columbus, OH	Tennessee, 83-77 (OT)
*19,548	Nov. 12, 1999	Stanford	Madison Square Garden, New York, NY	Stanford, 72-58
*19,548	Nov. 11, 1999	Connecticut	Madison Square Garden, New York, NY	Iowa, 70-68
#19,269	March 5, 1999	Wisconsin	United Center, Chicago, IL	Wisconsin, 77-64
*19,213	Nov. 29, 2003	Louisville	Conseco Fieldhouse, Indianapolis, IN	Iowa, 70-69 (OT)
*19,200	Jan. 5, 2002	Ohio State	Schottenstein Center, Columbus, OH	OSU, 72-62
*19,100	Feb. 9, 2000	Ohio State	Schottenstein Center, Columbus, OH	Iowa, 67-64
#19,066	March 10, 2005	Purdue	United Center, Chicago, IL	Iowa, 71-52
*19,042	Dec. 10, 1991	UNI	UNI-Dome, Cedar Falls, IA	Iowa, 108-85

* - - Regular season game

- - Big Ten Tournament

& - - NCAA Tournament

BEST ATTENDANCE YEARS

All Games

Year	Games	Attendance	Avg.	National Ranking
1990	28	428,799	15,314	19th
2014	33	504,108	15,276	---
2000	30	452,141	15,071	17th
2002	35	526,451	15,041	5th
1992	30	434,226	14,474	13th
2001	35	499,990	14,285	9th
1999	30	426,044	14,201	19th
1984	28	393,344	14,048	13th
2015	34	475,998	14,000	---
1991	32	446,586	13,956	10th
1994	27	374,614	13,875	---
1983	31	422,438	13,627	7th
1996	32	431,697	13,491	17th
1988	34	457,970	13,470	11th
1989	33	444,354	13,465	16th
2019	35	470,893	13,454	TBA
1995	33	441,931	13,392	9th
1985	32	425,347	13,292	8th
1987	35	459,827	13,138	8th
2004	29	380,509	13,121	---
1993	32	412,067	12,877	14th
1980	33	421,007	12,758	8th
2006	34	432,602	12,724	---
2003	31	393,417	12,691	---
2013	38	478,871	12,602	---
1982	29	363,355	12,529	11th
1997	32	399,114	12,472	---
1981	28	348,970	12,463	23rd
2012	33	410,659	12,444	---
1998	31	385,704	12,442	---
2020	31	384,159	12,392	---
2012	35	432,496	12,357	---
1986	32	392,260	12,258	15th
2005	33	401,804	12,176	---
2017	34	405,278	11,919	---
2007	31	362,462	11,692	---
2011	31	343,977	11,096	---
2018	33	363,907	11,027	---
2008	32	347,626	10,863	---
2010	32	347,370	10,855	---

Home Games

Year	Games	Attendance	Avg.	National Ranking
1989	17	263,500	15,500	9th
2001	16	248,000	15,500	12th
1990	16	248,000	15,500	12th
1988	16	248,000	15,500	10th
1984	14	216,300	15,450	8th
1996	15	231,244	15,416	11th
1992	15	230,143	15,343	13th
1994	15	229,676	15,312	9th
1993	16	243,446	15,215	10th
2002	17	258,511	15,207	12th
1995	18	273,540	15,197	12th
2000	13	197,030	15,156	13th
1985	18	286,131	15,060	8th
1991	17	252,856	14,874	13th
1983	14	207,444	14,817	8th
1986	13	192,068	14,774	9th
1987	15	218,892	14,593	12th
2014	17	254,588	14,976	17th
1997	16	233,368	14,586	10th
1999	15	212,595	14,173	17th
2015	18	253,817	14,101	20th
1998	16	223,404	13,963	14th
2016	15	207,528	13,835	19th
2013	20	272,496	13,625	21st
1970	12	160,791	13,399	4th
1980	13	173,745	13,365	11th
1982	13	173,745	13,365	12th
1981	14	185,876	13,276	13th
2003	18	238,233	13,235	20th
2004	14	181,680	12,977	23rd
2017	20	250,959	12,547	23rd
2019	18	231,650	12,869	23rd
2020	16	197,713	12,357	27th
2007	16	195,139	12,196	26th
2022	18	217,895	12,105	27th
2018	15	180,391	12,026	28th
2006	17	204,102	12,006	25th
2005	16	190,413	11,901	22nd
2012	19	238,170	11,908	31st
2011	16	186,157	11,635	---

Note: Iowa home games moved from Iowa Fieldhouse (13,365) to Carver-Hawkeye Arena (15,500) for the final 10 home games in 1983. Due to Carver-Hawkeye Arena renovations, the capacity dropped from 15,500 to 15,400 in 2012 and 15,400 to 15,056 in 2019. Due to COVID-19 pandemic, no attendance rankings kept for 2021.


Biggest Margins of Victory

Year	Score	Opponent	Margin
1945	101-23	Western Illinois	78
1944	103-31	Chicago	72
1946	91-26	South Dakota	65
2013	103-41	Abilene Christian	62
1946	87-25	Augustana	62
1902	66-4	Wilton	62
2010	111-50	SIUE	61
1966	111-50	Pepperdine	61
1903	68-7	Wilton	61
1985	99-39	Illinois Wesleyan	60
1998	96-37	Puerto Rico-Mayaguez	59
1906	70-12	Coe	58
1907	73-16	UNI	57
1973	101-44	Chicago State	57
1992	101-45	UMES	56
1993	85-29	UTRGV	56
1993	101-47	at American-Puerto Rico	54
2020	106-53	Northern Illinois	53
1986	101-48	Wisconsin	53
1949	78-26	Ithaca	52
1996	93-41	Western Illinois	52
1908	63-12	Cedar Rapids (YMCA)	51
1970	111-60	at Hawai'i	51
1945	87-37	South Dakota State	50
1916	55-6	Iowa Wesleyan	49
1985	89-40	Georgia State	49
2021	109-61	Western Michigan	48
1998	112-64	North Texas	48
1944	82-34	Western Illinois	48
1987	95-47	Delaware	48
1980	113-66	Colorado State	47
1995	126-79	Morgan State	47
2018	110-64	Savannah State	46
2013	109-63	UMES	46
1993	104-58	Central Connecticut State	46
1996	104-58	East Tennessee State	46
1998	105-60	Chicago State	45
1906	65-20	at Coe	45
1906	70-25	at UNI	45
1992	121-76	Centenary	45
2012	90-46	South Carolina State	44
2013	82-39	UNC Wilmington	43
2011	96-53	Chicago State	43
1944	63-20	Denver	43
1965	111-68	Michigan State	43
1980	86-43	Northern Illinois	43
1981	98-55	Detroit	43
1985	89-46	Morehead State	43
1996	110-67	Texas Southern	43
2019	93-51	Kennesaw State	42
2007	101-59	Georgia State	42
2002	101-59	Drake	42
1906	51-9	UNI	42
1962	88-46	Nevada	42
1978	107-65	Denver	42
2020	99-58	Western Illinois	41
2011	105-64	Central Arkansas	41
1905	50-9	Coe	41
1933	52-11	at Drake	41
1947	73-32	South Dakota State	41
1961	105-64	Arizona	41
1965	106-55	North Dakota	41
1981	112-71	Nevada-Reno	41
1909	49-9	UNI	40
1979	95-55	Illinois Wesleyan	40
1985	105-65	Wisconsin	40
1991	104-64	at Chaminade	40
1997	67-37	at Chaminade	40

Biggest Margins of Defeat

Year	Score	Opponent	Margin
1975	49-102	at Indiana	53
1990	71-118	at Indiana	47
1974	67-105	at Kansas State	38
1975	60-97	at Oregon State	37
1902	10-47	at Minnesota	37
2020	68-104	at Purdue	36
2017	89-54	at Northwestern	35
2010	53-88	at Minnesota	35
1975	54-89	at Kansas	35
1975	72-107	at Purdue	35
1974	54-89	at Indiana	35
1972	72-106	at UCLA	34
1914	13-47	at Chicago	34
2016	74-41	vs. Virginia	33
1990	85-118	at Illinois	33
2007	49-81	at Michigan State	32
1943	34-66	at Illinois	32
2015	50-82	at Wisconsin	32
2008	48-79	at Ohio State	31
1995	79-110	at Indiana	31
1990	96-127	at Michigan	31
1949	49-80	at Illinois	31
1905	17-48	at Minnesota	31

Iowa Streaks

All-game Wins:	18, 1986-87
All-game Home Wins:	24, 1946-47 to 1948-49
All games, in CHA:	21, 2004-05 to 2006-07
Most Home Wins, Season:	17 (17-0), 2005-06
All-game Road Wins:	8, 1955-56 season; 1969-70 season
Non-conference Wins:	33, 1944-45 to 1949-50
Non-conf. Home Wins:	77, 1942-43 to 1958-59
Non-conf. Away Wins:	9, 1979-80
Big Ten Wins:	14, 1969-70 season
Big Ten Home Wins:	14, 1980-81 to 1981-82
Big Ten Wins, CHA:	12, 2004-05 to 2006-07
Big Ten Away Wins:	7, 1955-56 season; 1969-70 season
Season-opener Wins:	31, 1978-79 to 2008-09
Home-opener Wins:	45, 1963-64 to 2008-09
Away-opener Wins:	8, 1930-31 to 1937-38
All-game Losses:	8, 1929-30 to 1930-31; 1973-74 season
All-game Home Losses:	6, 1929-30 to 1930-31
All-game Away Losses:	18, 2008-09 to 2009-10
Non-conference Losses:	8, 1929-30 to 1930-31
Non-conf. Home Losses:	5, 1929-30 to 1939-31
Non-conf. Away Losses:	6, 2007-08 to 2010-11
Big Ten Losses:	10, 1910-11 to 1912-13
Big Ten Home Losses:	5, 1910-11 to 1912-13
Big Ten Away Losses:	13, 1928-29 to 1931-32
Season-opener Losses:	2, 1930-31 to 1931-32, 1969-70 to 1970-71, 2009-10 to 2010-11
Home-opener Losses:	2, 1930-31 to 1931-32, 2009-10 to 2010-11
Away-opener Losses:	5, 1967-68 to 1971-72

Iowa's Longest Winning Streaks

Wins	Year	Final Record	
		Overall	Big Ten
18	1986-87	30-5	14-4
17	1955-56	20-6	13-1
16	1969-70	20-5	14-0
12	1951-52	19-3	11-3
12	1943-44	14-4	9-3
11	1998-99	20-10	9-7
11	1992-93	23-9	11-7
11	1922-23	13-2	11-1



Points Per Game

1.	18.1	Dick Ives, 1943-44
2.	15.3	Jess Settles, 1993-94
3.	15.0	Ricky Davis, 1997-98
4.	14.9	Tyler Smith, 2006-07
5.	14.4	Dave Danner, 1943-44
6.	13.4	Ronnie Lester, 1976-77
7.	12.5	Roy Marble, 1985-86
8.	12.3	Tyler Cook, 2016-17
9.	12.1	Luka Garza, 2017-18
10.	11.9	Kevin Boyle, 1978-79

Total Points

1.	464	Ricky Davis, 1997-98
2.	461	Tyler Smith, 2006-07
3.	414	Jess Settles, 1993-94
4.	400	Luka Garza, 2017-18
5.	399	Roy Marble, 1985-86
6.	389	Aaron White, 2011-12
7.	388	Joe Wieskamp, 2018-19
8.	372	Jordan Bohannon, 2016-17
9.	363	Ronnie Lester, 1976-77
10.	357	Ray Thompson, 1988-89
11.	345	Matt Gatens, 2008-09

Field Goal Percentage (minimum 2 made/game)

1.	.617 (116-188)	Cordell PemsI, 2016-17
2.	.597 (148-248)	Ray Thompson, 1988-89
3.	.574 (156-272)	Jess Settles, 1993-94
4.	.572 (131-229)	Melsahn Basabe, 2010-11
5.	.557 (146-262)	Luka Garza, 2017-18
6.	.554 (128-231)	Tyler Cook, 2016-17
7.	.526 (91-173)	Greg Brunner, 2002-03
8.	.525 (85-162)	Joey Range, 1998-99
9.	.523 (157-300)	Roy Marble, 1985-86
10.	.518 (146-282)	Guy Rucker, 1996-97

Free Throw Percentage (minimum 2 att./game)

1.	.904 (75-83)	Matt Gatens, 2008-09
2.	.789 (86-109)	Jess Settles, 1993-94
3.	.767 (56-73)	Jeff Horner, 2002-03
4.	.767 (79-103)	Joe Wieskamp, 2018-19
5.	.762 (96-126)	Dean Oliver, 1997-98
6.	.750 (72-96)	Kevin Boyle, 1978-79
7.	.727 (96-132)	Tyler Smith, 2006-07
8.	.722 (78-108)	Glen Worley, 2000-01
9.	.720 (85-118)	Roy Marble, 1985-86

3-Point Field Goal Percentage (1 att./game)*

1.	.461 (47-102)	CJ Fredrick, 2019-20
2.	.435 (30-69)	Jake Kelly, 2007-08
3.	.424 (59-139)	Joe Wieskamp, 2018-19
4.	.416 (89-214)	Jordan Bohannon, 2016-17
5.	.403 (52-129)	Matt Gatens, 2008-09
6.	.396 (19-48)	Ryan Luehrsmann, 1996-97
7.	.384 (28-73)	Kyle Galloway, 1999-00
8.	.381 (16-42)	Jess Settles, 1993-94
9.	.373 (47-126)	Brody Boyd, 2000-01
10.	.372 (45-121)	Josh Oglesby, 2011-12

3-Point Field Goals

1.	89 (89-214)	Jordan Bohannon, 2016-17
2.	59 (59-139)	Joe Wieskamp, 2018-19
3.	52 (52-129)	Matt Gatens, 2008-09
4.	47 (47-102)	CJ Fredrick, 2019-20
	47 (47-126)	Brody Boyd, 2000-01
6.	45 (45-121)	Josh Oglesby, 2011-12
7.	44 (44-137)	Chris Kingsbury, 1993-94
8.	34 (34-93)	Payton Sandfort, 2021-22
9.	30 (30-69)	Jake Kelly, 2007-08
10.	29 (29-81)	Isaiah Moss, 2016-17

Rebounds

1.	211	Luka Garza, 2017-18
2.	210	Melsahn Basabe, 2010-11
3.	203	Jess Settles, 1993-94
4.	201	Michael Payne, 1981-82
5.	199	Aaron White, 2011-12
6.	186	Kevin Boyle, 1978-79
7.	181	Adam Woodbury, 2012-13
	181	Guy Rucker, 1996-97
9.	172	Joe Wieskamp, 2018-19
10.	169	Cordell PemsI, 2016-17
11.	162	Greg Brunner, 2002-03

Assists**

1.	175	Jordan Bohannon, 2016-17
2.	140	Jeff Horner, 2002-03
3.	131	Dean Oliver, 1997-98
4.	122	Cully Payne, 2009-10
5.	114	Pierre Pierce, 2001-02
6.	105	Anthony Clemmons, 2012-13
7.	111	Tyler Smith, 2006-07
8.	101	Kevin Smith, 1990-91
9.	98	Ronnie Lester, 1976-77
10.	92	Jeff Peterson, 2007-08

Steals***

1.	45	Tyler Smith, 2006-07
	45	Kenyon Murray, 1992-93
	45	Ray Thompson, 1988-89
4.	42	Dean Oliver, 1997-98
5.	41	Kevin Smith, 1990-91
6.	40	Mike Gesell, 2012-13
	40	Jeff Horner, 2002-03
	40	Joey Range, 1998-99
	40	Jess Settles, 1993-94

Blocked Shots***

1.	52	Chris Street, 1990-91
2.	50	Acie Earl, 1989-90
3.	41	Melsahn Basabe, 2010-11
4.	39	Keegan Murray, 2020-21
	39	Guy Rucker, 1996-97
6.	34	Ryan Bowen, 1994-95
7.	32	Luka Garza, 2017-18
8.	30	Greg Stokes, 1981-82
9.	29	Adam Woodbury, 2012-13
10.	26	Eric May, 2009-10

* - 3-point field goals did not exist prior to 1986-87

** - Assists were not recorded prior to 1974-75

*** - Blocks and steals were not recorded prior to 1979-80

Note: Players listed in boldface are current players



Points Per Game

1.	23.5	Keegan Murray, 2021-22
2.	19.9	Ronnie Lester, 1977-78
3.	17.7	Greg Stokes, 1982-83
4.	16.8	Chris Kingsbury, 1995-96
5.	16.3	Acie Earl, 1990-91
6.	16.1	Pierre Pierce, 2003-04
7.	15.8	Don Nelson, 1959-60
8.	15.6	Jess Settles, 1994-95
9.	15.3	Tyler Cook, 2017-18
10.	14.9	Roy Marble, 1986-87
11.	14.3	Bill Logan, 1953-54
12.	14.2	Adam Haluska, 2004-05

Total Points

1.	822	Keegan Murray, 2021-22
2.	553	Chris Kingsbury, 1995-96
3.	548	Greg Stokes, 1982-83
4.	536	Ronnie Lester, 1977-78
5.	520	Roy Marble, 1986-87
6.	520	Acie Earl, 1990-91
7.	506	Tyler Cook, 2017-18
8.	488	Aaron White, 2012-13
9.	468	Pierre Pierce, 2003-04
10.	467	Adam Haluska, 2004-05
11.	461	Andre Woolridge, 1994-95
12.	445	Jordan Bohannon, 2017-18

Field Goal Percentage (minimum 2 made/game)

1.	.604 (55-91)	Ryan Bowen, 1995-96
2.	.566 (192-339)	Tyler Cook, 2017-18
3.	.564 (114-202)	Chris Street, 1991-92
4.	.557 (199-357)	Roy Marble, 1986-87
5.	.554 (307-554)	Keegan Murray, 2021-22
6.	.543 (219-403)	Greg Stokes, 1982-83
7.	.549 (123-224)	Greg Brunner, 2003-04
8.	.532 (84-158)	Jeff Moe, 1985-86
9.	.531 (156-294)	Luka Garza, 2018-19
10.	.524 (109-208)	Melsahn Basabe, 2011-12
11.	.522 (72-138)	Steve Waite, 1978-79
12.	.519 (153-295)	B.J. Armstrong, 1986-87

Free Throw Percentage (minimum 2 att./game)

1.	.904 (75-83)	Jordan Bohannon, 2017-18
2.	.860 (98-114)	Jeff Horner, 2003-04
3.	.856 (95-111)	Joe Wieskamp, 2019-20
4.	.849 (45-53)	Bob Hansen, 1980-81
5.	.841 (69-82)	Kyle Galloway, 1999-00
6.	.841 (53-63)	Troy Skinner, 1989-90
7.	.835 (66-79)	Jake Kelly, 2008-09
8.	.832 (84-101)	Matt Gatens, 2009-10
9.	.819 (86-105)	Dick Peth, 1976-77
10.	.809 (38-47)	Ben McGilmer, 1965-66
11.	.808 (105-130)	Adam Haluska, 2004-05
12.	.804 (86-107)	Luka Garza, 2018-19

3-Point Field Goal Percentage (1 att./game)*

1.	.522 (70-134)	Kent McCausland, 1996-97
2.	.474 (36-76)	CJ Fredrick, 2020-21
3.	.471 (32-68)	Brady Ellingson, 2016-17
4.	.450 (27-60)	Dom Uhl, 2015-16
5.	.449 (22-49)	Zach McCabe, 2011-12
6.	.430 (96-324)	Jordan Bohannon, 2017-18
7.	.425 (65-153)	Jeff Horner, 2003-04
8.	.420 (34-81)	Brody Boyd, 2001-02
9.	.409 (38-98)	Val Barnes, 1990-91
10.	.398 (66-166)	Keegan Murray, 2021-22
11.	.397 (46-116)	Nicholas Baer, 2016-17
12.	.397 (23-58)	Jeff Peterson, 2008-09

3-Point Field Goals

1.	117 (117-297)	Chris Kingsbury, 1994-95
2.	96 (96-223)	Jordan Bohannon, 2017-18
3.	70 (70-134)	Kent McCausland, 1996-97
4.	66 (66-166)	Keegan Murray, 2021-22
5.	65 (65-153)	Jeff Horner, 2003-04
6.	58 (58-149)	Adam Haluska, 2004-05
7.	52 (52-150)	Joe Wieskamp, 2019-20
8.	46 (46-116)	Nicholas Baer, 2016-17
9.	43 (43-111)	Kris Murray, 2021-22
10.	38 (38-98)	Val Barnes, 1990-91

Rebounds

1.	303	Keegan Murray, 2021-22
2.	247	Chris Street, 1991-92
3.	241	Don Nelson, 1959-60
4.	239	Greg Brunner, 2003-04
5.	234	Aaron White, 2012-13
6.	234	Gerry Jones, 1964-65
7.	233	Michael Payne, 1982-83
8.	227	Kevin Kunnert, 1970-71
9.	224	Tyler Cook, 2017-18
10.	223	Greg Stokes, 1982-83
11.	197	Nicholas Baer, 2016-17
12.	197	Ed Hortgon, 1986-87
13.	197	Dave Gunther, 1956-57

Assists**

1.	190	Andre Woolridge, 1994-95
2.	178	Jordan Bohannon, 2017-18
3.	163	Ronnie Lester, 1977-78
4.	148	B.J. Armstrong, 1986-87
5.	142	Kenny Arnold, 1979-80
6.	140	Mon'ter Glasper, 1993-94
7.	136	Dean Oliver, 1998-99
8.	128	Mike Gesell, 2013-14
9.	126	Roy Devyn Marble, 2011-12
10.	123	Jeff Horner, 2003-04

Steals***

1.	56	Kenyon Murray, 1993-94
2.	53	Roy Devyn Marble, 2011-12
3.	51	Dean Oliver, 1998-99
4.	50	B.J. Armstrong, 1986-87
5.	48	Nicholas Baer, 2016-17
6.	45	Keegan Murray, 2021-22
7.	43	Mon'ter Glasper, 1993-94
8.	43	Mike Gesell, 2013-14
9.	43	James Moses, 1989-90
10.	42	Andre Woolridge, 1994-95
11.	41	Aaron White, 2012-13
12.	41	Ryan Luehrsmann, 1997-98
13.	41	Chris Kingsbury, 1994-95

Blocked Shots***

1.	106	Acie Earl, 1990-91
2.	79	Greg Stokes, 1982-83
3.	68	Keegan Murray, 2021-22
4.	43	Nicholas Baer, 2016-17
5.	40	Erek Hansen, 2003-04
6.	36	Melsahn Basabe, 2011-12
7.	32	Greg Brunner, 2003-04
8.	31	Kris Murray, 2021-22
9.	27	Glen Worley, 2001-02
10.	27	Aaron White, 2012-13
11.	25	Jared Reiner, 2001-02
12.	25	J.R. Koch, 1996-97

* - 3-point field goals did not exist prior to 1986-87

** - Assists were not recorded prior to 1974-75

*** - Blocks and steals were not recorded prior to 1979-80

Note: Players listed in boldface are current players



Points Per Game

1.	23.9	Luka Garza, 2019-20
2.	23.7	Don Nelson, 1960-61
3.	22.6	Sam Williams, 1966-67
4.	21.1	Chris Pervall, 1964-65
5.	19.8	Dave Gunther, 1957-58
6.	19.7	John Johnson, 1968-69
7.	19.5	Rick Williams, 1971-72
	19.5	Acie Earl, 1991-92
9.	18.7	Ronnie Lester, 1978-1979
10.	18.6	Bruce King, 1975-76

Total Points

1.	740	Luka Garza, 2019-20
2.	592	B.J. Armstrong, 1987-88
3.	586	Acie Earl, 1991-92
4.	570	Don Nelson, 1960-61
5.	554	Roy Devyn Marble, 2012-13
6.	544	Sam Williams, 1966-67
7.	529	Reggie Evans, 2000-01
8.	524	Ronnie Lester, 1978-1979
9.	522	Roy Marble, 1987-88
10.	514	Peter Jok, 2015-16

Field Goal Percentage (minimum 2 made/game)

1.	.600 (75-125)	J.R. Koch, 1997-98
2.	.592 (138-233)	Gerry Wright, 1985-1986
3.	.592 (109-184)	Rodell Davis, 1990-91
4.	.584 (143-245)	Aaron White, 2013-14
5.	.574 (163-284)	Greg Stokes, 1983-1984
6.	.566 (103-182)	Jarryd Cole, 2009-10
7.	.564 (66-117)	Matt Bullard, 1988-89
8.	.564 (53-94)	Les Jepsen, 1988-89
9.	.554 (190-343)	Roy Marble, 1987-88
10.	.553 (120-217)	Ryan Bowen, 1996-97

Free Throw Percentage (minimum 2 att./game)

1.	.878 (65-74)	Ben McGilmer, 1968-69
2.	.874 (76-87)	Matt Gatens, 2010-11
3.	.872 (102-117)	Jordan Bohannon, 2018-19
4.	.863 (113-131)	Rick Williams, 1971-72
5.	.862 (81-94)	Val Barnes, 1991-92
	.862 (163-189)	Glenn Vidnovic, 1968-69
7.	.856 (77-90)	Luke Recker, 2000-01
8.	.852 (92-108)	Peter Jok, 2015-16
9.	.849 (124-146)	B.J. Armstrong, 1987-88
10.	.848 (112-132)	Adam Haluska, 2005-06
11.	.845 (136-161)	Ronnie Lester, 1978-79
	.845 (98-116)	Troy Skinner, 1990-91

3-Point Field Goal Percentage (1 att./game)*

1.	.471 (16-34)	J.R. Koch, 1997-98
2.	.462 (73-158)	Joe Wieskamp, 2020-21
3.	.460 (74-161)	Kent McCausland, 1997-98
4.	.455 (45-99)	Justin Johnson, 2006-07
5.	.453 (62-137)	B.J. Armstrong, 1987-88
6.	.431 (47-109)	Luke Recker, 2000-01
7.	.421 (48-114)	Isaiah Moss, 2018-19
8.	.408 (86-211)	Jeff Horner, 2004-05
9.	.403 (31-77)	Josh Oglesby, 2013-14
10.	.402 (80-199)	Peter Jok, 2015-16

3-Point Field Goals

1.	86 (86-211)	Jeff Horner, 2004-05
2.	80 (80-199)	Peter Jok, 2015-16
3.	79 (79-206)	Jordan Bohannon, 2018-19
4.	74 (74-161)	Kent McCausland, 1997-98
5.	73 (73-158)	Joe Wieskamp, 2020-21
6.	64 (64-185)	Adam Haluska, 2005-06
7.	62 (62-137)	B.J. Armstrong, 1987-88
8.	57 (57-142)	Rob Griffin, 1999-00

Rebounds

1.	416	Reggie Evans, 2000-01
2.	353	Kevin Kunnert, 1971-72
3.	305	Luka Garza, 2019-20
4.	292	Bruce King, 1975-76
5.	275	Greg Brunner, 2004-05
6.	264	Ryan Bowen, 1996-97
7.	258	Don Nelson, 1960-61
8.	256	John Johnson, 1968-69
9.	252	Tyler Cook, 2018-19
10.	249	George Peeples, 1964-65
11.	239	Jess Settles, 1995-96

Assists**

1.	193	Andre Woolridge, 1995-96
2.	182	Bryce Cartwright, 2010-11
3.	180	Jeff Horner, 2004-05
4.	155	B.J. Armstrong, 1987-88
5.	147	Ronnie Lester, 1978-79
6.	135	Mike Gesell, 2014-15
7.	134	Steve Carfino, 1982-1983
8.	126	Dean Oliver, 1999-00
9.	118	Jordan Bohannon, 2018-19
10.	114	Joe Toussaint, 2021-22
11.	112	Roy Devyn Marble, 2012-13
12.	112	Connor McCaffery, 2020-21
13.	110	Kevin Smith, 1992-93
	110	Kenny Arnold, 1980-1981

Steals***

1.	62	Dean Oliver, 1999-00
2.	61	B.J. Armstrong, 1987-88
3.	60	Roy Marble, 1987-88
4.	58	Kenyon Murray, 1994-95
5.	55	Ryan Bowen, 1996-97
6.	52	Jim Bartels, 1993-94
7.	51	Joe Toussaint, 2021-22
8.	49	Pierre Pierce, 2004-05
9.	48	Jess Settles, 1995-96
10.	47	Jeff Horner, 2004-05
11.	42	Roy Devyn Marble, 2012-13

Blocked Shots***

1.	121	Acie Earl, 1991-92
2.	83	Erek Hansen, 2004-05
3.	58	Greg Stokes, 1983-84
4.	56	Jarrod Uthoff, 2014-15
5.	55	Luka Garza, 2019-20
6.	53	Kurt Looby, 2006-07
7.	45	Melsahn Basabe, 2012-13
8.	43	Gabriel Olaseni, 2013-14
9.	34	Glen Worley, 2002-03
	34	Jared Reiner, 2002-03
11.	33	Gerry Wright, 1985-1986

* - 3-point field goals did not exist prior to 1986-87

** - Assists were not recorded prior to 1974-75

*** - Blocks and steals were not recorded prior to 1979-80

Note: Players listed in boldface are current players



Points Per Game

1.	27.9	John Johnson, 1969-70
2.	27.6	Fred Brown, 1970-71
3.	25.5	Chuck Darling, 1951-52
4.	25.3	Sam Williams, 1967-68
5.	24.1	Luka Garza, 2020-21
6.	21.9	Dave Gunther, 1958-59
7.	21.0	Bruce King, 1976-77
8.	20.5	Adam Haluska, 2006-07
	20.5	Roy Marble, 1988-89
10.	20.2	Andre Woolridge, 1996-97

Total Points

1.	747	Luka Garza, 2020-21
2.	699	John Johnson, 1969-70
3.	675	Roy Marble, 1988-89
4.	662	Fred Brown, 1970-71
5.	645	Andre Woolridge, 1996-97
6.	637	Peter Jok, 2016-17
	637	Adam Haluska, 2006-07
8.	632	Sam Williams, 1967-68
9.	624	Jarrod Uthoff, 2015-16
10.	604	Ed Horton, 1988-89
11.	600	Luke Recker, 2001-02

Field Goal Percentage (minimum 2 made/game)

1.	.622 (155-249)	Les Jepsen, 1989-90
2.	.609 (151-248)	Russ Millard, 1995-96
3.	.607 (91-150)	Kent Hill, 1987-88
4.	.603 (164-272)	Ryan Bowen, 1997-98
5.	.594 (63-106)	Michael Ingram, 1989-90
6.	.590 (184-312)	Bill Jones, 1987-88
7.	.581 (93-160)	Erik Hansen, 2005-06
8.	.563 (289-508)	John Johnson, 1969-70
9.	.568 (92-162)	Jarryd Cole, 2010-11
10.	.565 (70-124)	Al Lorenzen, 1987-88

Free Throw Percentage (minimum 2 att./game)

1.	.911 (154-169)	Peter Jok, 2016-17
2.	.889 (80-90)	Jordan Bohannon, 2021-22 (6th yr)
3.	.885 (108-122)	Luke Recker, 2001-02
4.	.875 (133-152)	Glenn Vidnovic, 1969-70
5.	.870 (167-192)	Adam Haluska, 2006-07
	.870 (114-131)	Tom Chapman, 1966-67
7.	.854 (111-130)	Matt Gatens, 2011-12
8.	.851 (63-74)	Rick Williams, 1972-73
9.	.845 (93-110)	Jimmy Rodgers, 1964-65
10.	.840 (68-81)	Dick Peth, 1978-79
11.	.837 (41-49)	Mike Heitman, 1959-60

3-Point Field Goal Percentage (1 att./game)*

1.	.475 (29-61)	Michael Reaves, 1987-88
2.	.471 (33-70)	Ryan Hogan, 2001-02
3.	.440 (44-100)	Luka Garza, 2020-21
4.	.440 (22-50)	Russ Millard, 1995-96
5.	.421 (59-140)	Kent McCausland, 1998-99
6.	.413 (92-223)	Luke Recker, 2001-02
	.413 (59-143)	Jim Bartels, 1994-95
8.	.410 (75-183)	Matt Gatens, 2011-12
9.	.397 (46-116)	B.J. Armstrong, 1988-89
10.	.396 (21-53)	Roy Marble, 1988-89

3-Point Field Goals

1.	92 (92-223)	Luke Recker, 2001-02
2.	91 (91-238)	Jordan Bohannon, 2021-22 (6th yr)
3.	90 (90-248)	Adam Haluska, 2006-07
4.	84 (64-221)	Peter Jok, 2016-17
5.	80 (80-205)	Jordan Bohannon, 2020-21
6.	75 (75-183)	Matt Gatens, 2011-12
7.	70 (70-201)	Jeff Horner, 2005-06
8.	71 (71-178)	Jeff Moe, 1987-88
9.	65 (65-211)	Chris Kingsbury, 1996
	65 (65-179)	Dean Oliver, 2000-01

Rebounds

1.	378	Reggie Evans, 2001-02
2.	350	Ed Horton, 1988-89
3.	334	Kevin Kunnert, 1972-73
4.	332	Bruce King, 1976-77
5.	314	Greg Brunner, 2005-06
6.	281	Les Jepsen, 1989-90
7.	276	Dan Frost, 1975-76
8.	273	Adam Woodbury, 2015-16
	273	Sam Williams, 1967-68
10.	271	Luka Garza, 2020-21
11.	268	Brad Lohaus, 1986-87
	268	Dave Gunther, 1958-59

Assists**

1.	205	Mike Gesell, 2015-16
2.	192	Andre Woolridge, 1996-97
3.	191	Cal Wulfsberg, 1975-76
4.	173	B.J. Armstrong, 1988-89
5.	169	Jeff Horner, 2005-06
6.	168	Dean Oliver, 2000-01
7.	154	Bryce Cartwright, 2011-12
8.	136	Vince Brookins, 1980-81
9.	135	Jordan Bohannon, 2020-21
10.	119	Andre Banks, 1985-86
11.	118	Roy Devyn Marble, 2013-14

Steals***

1.	79	Ryan Bowen, 1997-98
2.	72	Bill Jones, 1987-88
3.	70	Jim Bartels, 1994-95
4.	68	Brody Boyd, 2003-04
5.	66	Andre Banks, 1985-86
	66	Steve Carfino, 1983-84
7.	60	Roy Devyn Marble, 2013-14
8.	59	B.J. Armstrong, 1988-89
9.	56	Luke Recker, 2001-02
10.	54	Reggie Evans, 2001-02

Blocked Shots***

1.	89	Erik Hansen, 2005-06
2.	86	Jarrod Uthoff, 2015-16
3.	88	Acie Earl, 1992-93
4.	54	Gabriel Olaseni, 2014-15
5.	50	Luka Garza, 2020-21
6.	43	Kurt Looby, 2007-08
7.	41	Ryan Bowen, 1997-98
8.	37	Brad Lohaus, 1986-87
9.	36	Nicholas Baer, 2018-19
10.	32	J.R. Koch, 1998-99
11.	31	Les Jepsen, 1989-90
12.	28	Doug Thomas, 2005-06

* - 3-point field goals did not exist prior to 1986-87

** - Assists were not recorded prior to 1974-75

*** - Blocks and steals were not recorded prior to 1979-80

Note: Players listed in boldface are current players


Iowa In Overtime
One Overtime.....Date

Wisconsin 36, Iowa 30.....	1916
Illinois 40, Iowa 33.....	1927
Michigan 31, Iowa 29.....	1927
Pittsburgh 44, Iowa 40.....	1928
Minnesota 24, Iowa 22.....	3/5/1932
Iowa 39, Minnesota 33.....	1/14/1935
Michigan 31, Iowa 27.....	2/3/1936
Marquette 49, Iowa 43.....	12/30/1939
Iowa 63, Minnesota 61.....	1/28/1946
Iowa 57, Northwestern 54.....	2/2/1948
Iowa 47, TCU 46.....	12/22/1948
Iowa 70, Oregon 69.....	12/30/1949
Wisconsin 66, Iowa 62.....	2/13/1950
Iowa 81, Minnesota 79.....	3/2/1953
Iowa 86, Minnesota 82.....	2/13/1954
Iowa 83, Minnesota 73.....	2/25/1956
DePaul 73, Iowa 72.....	12/28/1956
Iowa 77, Oregon State 67.....	12/21/1957
Northwestern 82, Iowa 80.....	1/13/1958
Iowa 66, Northwestern 65.....	2/9/1963
Creighton 77, Iowa 72.....	12/16/1963
Minnesota 85, Iowa 84.....	3/9/1965
Wisconsin 96, Iowa 95.....	2/18/1967
Iowa 75, Indiana 74.....	2/25/1967
Iowa 90, Wisconsin 87.....	3/7/1967
Iowa 64, Tennessee 59.....	12/28/1967
Iowa 80, St. Louis 77.....	12/30/1967
Iowa 74, Ohio State 72.....	1/13/1968
Michigan 99, Iowa 92.....	1/4/1969
Iowa 84, Northwestern 80.....	2/11/1969
Cincinnati 73, Iowa 70.....	12/17/1970
Iowa 87, Illinois 84.....	2/15/1972
Iowa 65, Minnesota 62.....	1/6/1973
Iowa 94, Northwestern 83.....	2/19/1973
Iowa 74, Wisc.-Green Bay 67.....	12/29/1973
Michigan 86, Iowa 84.....	1/26/1974
Wisconsin 86, Iowa 85.....	2/1/1975
Northwestern 99, Iowa 92.....	1/19/1976
Iowa 84, Illinois 81.....	1/15/1977
Iowa 74, Ohio State 70.....	2/14/1977
Michigan State 83, Iowa 72.....	1/20/1979
Iowa 44, Michigan State 39.....	2/7/1980
Iowa 60, Minnesota 58.....	2/12/1981
Michigan State 71, Iowa 70.....	3/5/1981
Iowa 68, Marquette 65.....	12/5/1981
Iowa 69, Ohio State 65.....	2/6/1982
Idaho 69, Iowa 67.....	3/14/1982
Maryland 70, Iowa 68.....	12/25/1984
Iowa 59, Cornell (NY) 56.....	12/27/1984
Illinois 59, Iowa 53.....	3/7/1985
Iowa 108, Ark.-Little Rock 99.....	11/25/1985
Purdue 76, Iowa 73.....	1/2/1986
Iowa 90, N.C. State 89.....	11/29/1986
Iowa 91, Illinois 88.....	1/14/1987
Iowa State 102, Iowa 100.....	12/19/1987
Wisconsin 73, Iowa 69.....	1/11/1990
Iowa 78, Michigan 76.....	1/20/1990
Iowa 80, Indiana 79.....	2/21/1991
Michigan 80, Iowa 77.....	1/9/1992
Purdue 77, Iowa 69.....	1/11/1992
Illinois 77, Iowa 72.....	2/23/1992
Iowa 96, Michigan State 90.....	1/28/1993
Illinois 104, Iowa 97.....	2/11/1995
Iowa 101, Connecticut 95.....	11/24/1995
Penn State 95, Iowa 87.....	2/3/1996
Missouri 80, Iowa 79.....	1/24/1998
Iowa 78, Purdue 72.....	2/21/2001

Purdue 80, Iowa 77.....	2/1/2003
Indiana 91, Iowa 88.....	3/1/2003
Iowa 70, Louisville 69.....	11/29/2003
Illinois 73, Iowa 68.....	1/20/2005
Northwestern 75, Iowa 74.....	1/26/2005
Iowa 74, Michigan 72.....	3/5/2005
Northern Iowa 67, Iowa 63.....	12/6/2005
La.-Monroe 72, Iowa 67.....	11/30/2007
Iowa 73, Wisconsin 69.....	1/21/2009
Iowa 70, Michigan 60.....	2/22/2009
Michigan 80, Iowa 78.....	2/16/2010
Wisconsin 62, Iowa 59.....	2/9/2011
Michigan 75, Iowa 72.....	2/19/2011
Purdue 65, Iowa 62.....	1/27/2013
Iowa 77, Xavier 74.....	11/28/2013
Villanova 88, Iowa 83.....	11/30/2013
Michigan State 71, Iowa 69.....	1/28/2014
Tennessee 78, Iowa 65.....	3/19/2014
Northwestern 66, Iowa 61.....	2/15/2015
Iowa 81, Penn State 77.....	2/28/2015
Iowa 78, Florida State 75.....	12/2/2015
Iowa 72, Temple 70.....	3/18/2016
Iowa 86, Michigan 83.....	1/1/2017
Iowa 96, Indiana 90.....	2/21/2017
TCU 94, Iowa 92.....	3/17/2017
Iowa 104, Illinois 97.....	1/11/2018
Michigan 77, Iowa 71.....	3/1/2018
Iowa 76, Indiana 70.....	2/22/2019
Nebraska 93, Iowa 91.....	3/10/2019
Tennessee 83, Iowa 77.....	3/24/2019
Minnesota 102, Iowa 95.....	12/25/20

Two Overtimes.....Date

Purdue 19, Iowa 17.....	1917
Purdue 52, Iowa 49.....	2/24/1941
Wyoming 94, Iowa 87.....	12/29/1967
Iowa 65, Northwestern 58.....	3/3/1975
Iowa 94, Wisconsin 93.....	3/5/1977
Iowa 87, Pennsylvania 84.....	12/29/1978
Ohio State 89, Iowa 83.....	1/27/1983
Iowa State 76, Iowa 72.....	1/14/1984
Illinois 54, Iowa 52.....	2/2/1984
Michigan 108, Iowa 107.....	2/9/1989
N.C. State 102, Iowa 96.....	3/19/1989
Michigan 83, Iowa 82.....	1/11/1995
Iowa 83, Drake 76.....	12/28/1999
Iowa 99, Missouri 94.....	12/16/2000
Iowa 84, Indiana 82.....	2/7/2004
Iowa 75, Penn State 67.....	3/7/2009
Wisconsin 74, Iowa 70.....	2/6/2013
Nebraska 93, Iowa 90.....	1/5/2017
Minnesota 101, Iowa 90.....	2/8/2017
Penn State 90, Iowa 86.....	1/31/2022

Three Overtimes.....Date

Iowa 112, Purdue 111.....	2/11/1974
San Jose State 105, Iowa 103.....	12/21/1974
Minnesota 57, Iowa 55.....	2/27/1982
Michigan 69, Iowa 67.....	1/19/1985
Minnesota 107, Iowa 96.....	3/5/1994
Iowa 76, Minnesota 72.....	1/18/2006

Four Overtimes.....Date

Iowa 83, California 80.....	12/28/1960
-----------------------------	------------

Overtime Totals

Iowa in one overtime:.....	47-51
Iowa in two overtimes:.....	7-13
Iowa in three overtimes:.....	2-4
Iowa in four overtimes:.....	1-0
Total:.....	57-68

Iowa Over The Century Mark (106-6)

Iowa	Opp.	Date
126	Oral Roberts	94 12/30/87
126	Morgan State	79 11/25/94
124	California-Irvine	88 12/5/87
121	Notre Dame	106 3/14/70
121	Centenary	76 1/4/92
119	Wisconsin	100 2/10/70
116	Savannah State	84 11/13/16
116	UW-Milwaukee	80 12/7/68
116	Northwestern	97 2/24/70
116	Northwestern	77 2/9/95
115	Northwestern	101 3/7/70
114	Butler	92 12/27/91
113	Ohio State	92 3/3/70
113	Colorado State	66 12/3/79
112	Purdue	111 (3OT) 2/11/74
112	Drake	73 12/23/78
112	Nevada-Reno	71 12/9/80
112	North Texas	64 11/16/98
112	Northwestern	76 3/10/22
111	SIUE	50 11/26/10
111	Michigan State	68 1/16/65
111	Pepperdine	50 12/2/65
111	Hawai'i	60 12/30/69
111	Augustana (IL)	81 11/29/75
111	Kent State	76 11/25/78
111	George Mason	82 12/1/84
110	UTRGV	64 12/21/87
110	Texas Southern	67 12/16/95
110	Savannah State	64 12/22/18
110	Maryland	87 2/10/22
109	UMES	63 11/14/13
109	Lafayette	68 1/11/88
109	Brown	61 12/2/88
109	Western Michigan	61 11/22/21
108	Purdue	107 2/28/70
108	Ark.-Little Rock	99 (OT) 11/25/85
108	UNI	85 12/10/91
108	Alabama State	82 11/18/21
107	UNC-Asheville	80 11/23/03
107	Detroit	73 2/5/66
107	Michigan	99 1/6/70
107	Denver	65 12/17/77
107	Minnesota	86 2/20/88
107	Michigan	108 (2OT) 2/9/89
106	North Dakota	65 12/21/64
106	Northern Illinois	53 12/13/20
106	Longwood	73 11/9/21
105	Central Arkansas	64 12/19/11
105	Arizona	64 12/19/60
105	Cincinnati	114 12/18/69
105	Wisconsin	65 1/26/85
105	California-Irvine	103 12/29/86
105	Chicago State	60 11/14/98
105	Alabama State	78 11/21/18
105	Iowa State	77 12/11/20
104	Indiana	89 2/7/70
104	Rider	71 12/22/86
104	Wisconsin	89 1/25/88
104	UNLV	86 3/20/88
104	Chaminade	64 12/30/90
104	Central Conn. State	58 1/2/93
104	Lehigh	77 12/3/93
104	Dartmouth	65 12/20/93
104	East Tennessee State	58 12/1/95
104	Illinois	97 1/11/18
103	Coppin State	68 11/15/15
103	Abilene Christian	41 11/17/13
103	Chicago	31 2/5/44
103	Creighton	77 12/8/65

MISCELLANEOUS INFORMATION

IOWA BASKETBALL



2023 MEDIA GUIDE

103	Michigan State	77	2/14/70
103	Jacksonville	104	3/12/70
103	San Jose State	105 (3OT)	12/21/74
103	Pittsburgh	80	12/30/76
103	Northeastern	80	11/30/86
103	Loyola-Marymount	80	12/6/86
103	Northwestern	76	3/5/87
103	Michigan	120	2/3/88
103	Michigan State	87	3/3/88
103	Wisconsin	70	3/10/88
103	Eastern Michigan	66	12/21/92
103	Drake	68	11/29/94
103	Southern University	76	11/27/20
102	Michigan State	98	2/26/72
102	Dartmouth	87	1/23/88
102	Florida State	98	3/18/88
102	Georgia	76	12/3/88
102	Central Florida	68	12/14/88
102	Northwestern	84	2/2/89
102	Long Island	72	12/17/94
102	Nebraska	64	3/4/21
101	Western Illinois	23	12/9/44
101	Purdue	85	2/20/65
101	Drake	78	12/22/69
101	Chicago State	44	12/1/72
101	Wisconsin	48	2/20/86
101	Indiana	88	1/22/87
101	Michigan State	72	2/6/88
101	UMES	45	11/23/91
101	American-Puerto Rico	47	12/20/92
101	Long Beach State	79	12/4/93
101	Connecticut (OT)	95	11/24/95
101	Long Island	69	11/29/98
101	Drake	59	12/12/01
101	Georgia State	59	12/20/06
100	Creighton	73	12/21/68
100	Indiana	93	1/31/70
100	Wisconsin	76	2/17/73
100	Bradley	96	12/8/75
100	Kansas	81	11/28/87
100	Iowa State	102 (OT)	12/19/87
100	Miss. Valley State	69	12/1/92
100	Colorado	85	12/28/95

Opponents 100 Point Games (6-47)

Minnesota 102, Iowa 81	2/25/19/57
Illinois 103, Iowa 97	1/12/1959
Michigan State 107, Iowa 82	2/15/1964
Michigan State 107, Iowa 89	2/22/1964
Michigan 103, Iowa 88	2/28/1966
Illinois 106, Iowa 90	3/5/1966
Cincinnati 114, Iowa 105	12/18/1969
Wisconsin 100, Iowa 119	2/10/1970
Purdue 107, Iowa 108	2/28/1970
Northwestern 101, Iowa 115	3/7/1970
Jacksonville 104, Iowa 103	3/12/1970
Notre Dame 106, Iowa 121	3/14/1970
Indiana 104, Iowa 88	3/6/1971
Purdue 110, Iowa 84	3/13/1971
UCLA 106, Iowa 72	12/4/1971
Michigan State 100, Iowa 91	2/12/1972
Kansas State 105, Iowa 67	12/11/1973
Wisconsin 113, Iowa 87	2/9/1974
Purdue 111, Iowa 112 (3OT)	2/11/1974
San Jose St 105, Iowa 103 (3OT)	12/21/1974
Indiana 102, Iowa 49	1/11/1975
Purdue 107, Iowa 72	2/3/1975
Michigan State 105, Iowa 88	1/5/1976
Michigan 104, Iowa 95	1/31/1976
Indiana 101, Iowa 81	2/23/1976
Cal-Irvine 103, Iowa 105	12/29/1986
Michigan 100, Iowa 92	1/31/1987
Iowa State 102, Iowa 100 (OT)	12/19/1987
Michigan 120, Iowa 103	2/3/1988
Indiana 116, Iowa 89	3/12/1988
Cal-Riverside 110, Iowa 92	12/25/1988
Ohio State 102, Iowa 91	1/19/1989
Indiana 104, Iowa 89	1/30/1989
Michigan 108, Iowa 107 (2OT)	2/9/1989
Michigan 119, Iowa 96	3/4/1989
Illinois 118, Iowa 94	3/8/1989
N.C. State 102, Iowa 96 (2OT)	3/19/1989
Indiana 118, Iowa 71	2/17/1990
Minnesota 102, Iowa 80	2/24/1990

Illinois 118, Iowa 85	3/4/1990
Michigan 127, Iowa 96	3/10/1990
Illinois 105, Iowa 90	1/19/1994
Minnesota 107, Iowa 96 (3OT)	3/5/1994
Arkansas 101, Iowa 92	12/30/1994
Illinois 104, Iowa 95 (OT)	2/11/1995
Indiana 110, Iowa 79	3/12/1995
Georgia 100, Iowa 93	3/11/1998
North Carolina 106, Iowa 92	11/24/2004
Indiana 103, Iowa 89	1/29/2012
Oregon 108, Iowa 97	3/18/2012
Memphis 100, Iowa 92	11/26/2016
Minnesota 101, Iowa 90 (2OT)	2/8/2017
Minnesota 102, Iowa 95 (OT)	12/25/20

Iowa's Record By Decade

Years	Record	PCT.
1902-1910	71-41	.634
1911-1920	83-78	.516
1921-1930	86-83	.509
1931-1940	96-95	.503
1941-1950	128-63	.670
1951-1960	147-83	.639
1961-1970	143-98	.593
1971-1980	145-121	.545
1981-1990	207-103	.668
1991-2000	194-115	.628
2000-2009	171-130	.568
2010-2019	189-152	.554
2020-	58-27	.682
Totals	1,718-1,190	.591

TOP SCORING AVERAGES (MINIMUM TWO YEARS)

Player, Years	Games	Average	Points	Career High
Sam Williams, 1967-68	49	24.0	1,176	39 vs. Northwestern, 1967
John Johnson, 1969-70	49	23.9	1,172	49 vs. Northwestern, 1970
Fred Brown, 1970-71	48	22.7	1,091	37 vs. Purdue, 1971
Don Nelson, 1960-62	72	21.2	1,522	39 vs. Wisconsin, 1962
Luka Garza, 2018-21	127	18.2	2,306	44 at Michigan, 2019
Dave Gunther, 1957-59	66	18.0	1,188	37 vs. Ohio State, 1959
Luke Recker, 2001-02	53	17.5	926	31 at Missouri, 2001
Charles Darling, 1950-52	63	17.4	1,094	34, twice
Bruce King, 1975-77	80	17.0	1,361	42 vs. Pittsburgh, 1977
Ronnie Lester, 1977-80	99	16.9	1,675	31, twice
Gerry Jones, 1965-67	64	16.2	1,039	32 vs. Minnesota, 1966
Adam Haluska, 2005-07	98	16.1	1,578	36 vs. Georgia State, 2006
Dan Frost, 1975-76	49	16.1	790	29 vs. Bradley, 1976
Bill Logan, 1954-56	74	16.1	1,188	36 vs. Temple, 1956
Glenn Vidnovic, 1968-70	59	16.1	949	31 vs. Indiana, 1970
Kevin Kunnert, 1971-73	72	15.9	1,145	34 vs. Indiana, 1972
Keegan Murray, 2021-22	66	15.8	1,046	37 vs. Nebraska, 2022
Roy Marble, 1986-89	134	15.8	2,116	37 vs. Illinois, 1989
Chad Calabria, 1968-70	74	15.8	1,168	31 vs. Notre Dame, 1970
Andre Woolridge, 1995-97	97	15.7	1,526	34 vs. Northwestern, 1997
Reggie Evans, 2001-02	69	15.3	1,054	30, twice
Acie Earl, 1990-93	116	15.3	1,779	36 vs. Wisconsin, 1993
George Peeples, 1964-66	68	15.1	1,025	32 vs. Purdue, 1965


IOWA'S NCAA TOURNAMENT RECORDS
Individual

Points	36, Bill Logan vs. Temple, 3/22/1956
	36, Luka Garza vs. Oregon, 3/22/2021
FG	15, Chad Calabria vs. Notre Dame, 3/14/1970
FGA	31, John Johnson vs. Notre Dame, 3/14/1970
3-pt. FG	6, Dean Oliver vs. Kentucky, 3/17/2001
	6, B.J. Armstrong vs. Rutgers, 3/17/1989
3-pt. FGA	9, Adam Haluska vs. Northwestern State, 3/17/2006
	9, Dean Oliver vs. Kentucky, 3/17/2001
	9, Kent McCausland vs. Arkansas, 3/13/1999
	9, B.J. Armstrong vs. Rutgers, 3/17/1989
FT	16, B.J. Armstrong vs. Florida State, 3/18/1988
FTA	20, B.J. Armstrong vs. Florida State, 3/18/1988
Rebounds	18, Bill Schoof vs. Temple, 3/22/1956
Assists	10, Andre Woolridge vs. Virginia, 3/13/1997
	10, B.J. Armstrong vs. Oklahoma, 3/20/1987
Blocks	8, Acie Earl vs. Duke, 3/21/1992
Steals	5, Chris Street vs. East Tennessee State, 3/14/1991
	5, Steve Carfino vs. Utah State, 3/17/1983

Team

Points	121 vs. Notre Dame, 3/14/1970
Pts/Half	75 vs. Notre Dame, 3/14/1970
FG	52 vs. Notre Dame, 3/14/1970
FGA	100 vs. Morehead State, 3/16/1956
FG%	63.5% vs. Rutgers (33-of-52), 3/17/1989
3-pt. FG	12 vs. UAB, 3/11/1999
3-pt. FGA	23 vs. UAB, 3/11/1999
3-pt. FG%	70% vs. East Tennessee State (7-of-10), 3/14/1991
FT	35 vs. Morehead State, 3/16/1956
FTA	52 vs. Morehead State, 3/16/1956
FT%	95.2% vs. N.C. State (20-of-21), 3/19/1989
Rebounds	60 vs. Morehead State, 3/16/1956
Assists	25 vs. VCU, 3/6/1980
Blocks	10 vs. Duke, 3/21/1992
Steals	13 vs. Santa Clara, 3/13/87

IOWA'S NIT RECORDS

(Includes preseason and postseason NIT)

Individual

Points	31, Roy Devyn Marble at Oregon, 3/18/2012
FG	11, Ryan Bowen vs. Georgia, 3/11/1998
FGA	21, Ricky Davis vs. Georgia, 3/11/1998
3-pt. FG	7, Jordan Bohannon vs. TCU, 3/19/2017
	7, Roy Devyn Marble at Oregon, 3/18/2012
3-pt. FGA	13, Chris Kingsbury vs. Ohio Univ., 3/21/1995
FT	13, Chauncey Leslie vs. Georgia Tech, 3/24/2003
FTA	15, Chauncey Leslie vs. Georgia Tech, 3/24/2003
Rebounds	13, Aaron White vs. Indiana State, 3/20/2013
Assists	13, Jordan Bohannon vs. TCU, 3/19/2017
Blocks	4, Ryan Bowen vs. Penn State, 3/23/1995
Steals	5, Jim Bartels vs. DePaul, 3/15/1995

Team

Points	97 at Oregon, 3/18/2012
Pts/Half	51 at Oregon, 3/18/2012
FG	37 at Oregon, 3/18/2012
FGA	74 vs. Georgia, 3/11/1998
FG%	56.9% vs. Dayton, 3/13/2012
3-pt. FG	16 vs. TCU, 3/19/2017
3-pt. FGA	30 vs. TCU, 3/19/2017
3-pt. FG%	53.3% vs. TCU, 3/19/2017
FT	24 vs. Georgia Tech, 3/24/2003
FTA	31 vs. Georgia Tech, 3/24/2003
FT%	100.0% at Virginia, 3/27/2013
Rebounds	42 vs. Indiana State, 3/20/2013
Assists	26 vs. TCU, 3/19/2017
Blocks	8 vs. Penn State, 3/23/1995
Steals	17 vs. Georgia, 3/11/1998



Luka Garza tied Bill Logan's 65-year old record scoring record in an NCAA Tournament game with 36 points against Oregon in the 2021 NCAA Tournament Second Round.



IOWA'S B1G TOURNAMENT RECORDS

Individual

Points	32, Keegan Murray vs. Indiana, 3/12/2022
FG	11, Keegan Murray vs. Indiana, 3/12/2022
	11, Keegan Murray vs. Northwestern, 3/10/2022
	11, Dean Oliver vs. Michigan State, 3/10/2000
FGA	21, Luka Garza vs. Illinois, 3/13/2021
3-pt. FG	8, Keegan Murray vs. Indiana, 3/12/2022
3-pt. FGA	13, Jordan Bohannon vs. Illinois, 3/13/2021
FT	12, Reggie Evans vs. Penn State, 3/10/2001
FTA	17, Cyrus Tate vs. Michigan, 3/13/2008
	17, Reggie Evans vs. Penn State, 3/10/2001
Rebounds	18, Reggie Evans vs. Purdue, 3/7/2002
	18, Reggie Evans vs. Penn State, 3/10/2001
Assists	10, Jordan Bohannon vs. Indiana, 3/9/2017
	10, Jeff Horner vs. Ohio State, 3/12/2006
Blocks	5, Gabriel Olaseni vs. Penn State, 3/12/2015
	5, Melsahn Basabe vs. Northwestern, 3/14/2013
	5, Kurt Looby vs. Purdue, 3/9/2007
Steals	5, Isaiah Moss vs. Indiana, 3/9/2017
	5, Jeff Horner vs. Minnesota, 3/10/2006
	5, Luke Recker vs. Wisconsin, 3/8/2002

Team

Points	112 vs. Northwestern, 3/10/2022
Pts/Half	64 vs. Northwestern, 3/10/2022
FG	43 vs. Northwestern, 3/10/2022
FGA	70 vs. Northwestern, 3/10/2022
FG%	.614 (43-of-70) vs. Northwestern, 3/10/2022
3-pt. FG	19 vs. Northwestern, 3/10/2022
3-pt. FGA	32 vs. Indiana, 3/12/2022
3-pt. FG%	.655 (19-of-29) vs. Northwestern, 3/10/2022
FT	36 vs. Penn State, 3/10/2001
FTA	48 vs. Penn State, 3/10/2001
FT%	.926 (25-of-27) vs. Rutgers, 3/11/2022
Rebounds	48 vs. Northwestern, 3/14/2013
Assists	25 vs. Northwestern, 3/10/2022
	25 vs. Illinois, 3/14/2019
Blocks	10 vs. Wisconsin, 3/12/2021
Steals	13 vs. Purdue, 3/13/2022
	13 vs. Wisconsin, 3/8/2002

B1G TOURNAMENT RECORDS HELD BY IOWA

Team - - Game

Points	112 vs. Northwestern, 3/10/22
Victory Margin	36 vs. Northwestern, 3/10/22
FG Made	43 vs. Northwestern, 3/10/22
3-pt FG Made	19 vs. Northwestern, 3/10/22

FT Made	36 vs. Penn State, 3/10/01
FT Attempts	48 vs. Penn State, 3/10/01

Team - - Championship Game

Steals	13 vs. Purdue, 3/13/22
--------	------------------------

Team - - Tournament

Total Points	351, 2022 (four games)
FG Made	123, 2022 (four games)
FG Attempts	245, 2022 (four games)
3-pt FG Made	48, 2022 (four games)
3-pt FG Attempts	111, 2022 (four games)
Assists	75, 2022 (four games)
FT Made	106, 2001 (four games)
FT Attempts	152, 2001 (four games)
Total Rebounds	162, 2001 (four games)



Iowa broke/tied eight team records in a convincing, 112-76, Big Ten Tournament victory over Northwestern on March 10, 2022.



All-American Keegan Murray broke the Big Ten Tournament record for most points (103) and FG made (38) in a single tournament and tied a tournament single-game record with eight triples made in 2022.



(Iowa best in parentheses if not the record)

Individual

Points	45 by Brian Quinnett, Washington State, 12/5/1986 (41 by Luka Garza vs. Southern University, 11/27/2020) (37 by Keegan Murray vs. Nebraska, 2/13/2022) (36 by Rob Griffin vs. Penn State, 3/4/2000)
FG	16 by Brian Quinnett, Washington State, 12/5/1986 (15 by Keegan Murray vs. Nebraska, 2/13/2022) (15 by Roy Marble vs. Michigan, 2/9/1989) (15 by Greg Stokes vs. George Mason, 12/1/1984)
FGA	28 by Greg Stokes vs. Ohio State, 2/28/1985
FG%	100.0 by Greg Stokes (11-11) vs. Georgia State, 12/12/1984
3-pt. FG	9 by Scottie Lindsey, Northwestern, 2/25/2018 9 by Robert Johnson, Indiana, 2/17/2018 9 by Chris Kingsbury vs. Long Island, 12/17/1994 9 by Rod Parker, Chicago State, 12/18/1990
3-pt. FGA	19 by Chris Kingsbury vs. Long Island, 12/17/1994
3-pt. FG%	100.00 by Joe Wieskamp (6-6) vs. Illinois, 1/20/2019 100.0 by Jeff Horner (6-6) vs. Penn State, 1/31/2004 100.0 by CJ Fredrick (5-5) vs. Cal Poly, 11/24/2019 100.0 by Val Barnes (5-5) vs. Centenary, 1/4/1992 100.0 by Everett Stephens (5-5), Purdue, 2/22/1987
FT	22 by Peter Jok (22-23), Indiana, 2/21/2017
FTA	23 by Peter Jok (22-23), Indiana, 2/21/2017
FT%	100% by Peter Jok (12-12) vs. Omaha, 12/3/2016 100% by Luke Recker (12-12) vs. Kansas State, 12/22/2001 100% by Val Barnes (12-12) vs. Ohio State, 2/18/1992 100% by Roy Marble (12-12) vs. UNI, 12/6/1988 100% by Luke Recker (11-11) vs. Minnesota, 2/9/2002 100% by Aaron White (10-10) vs. Northwestern, 1/9/2014 100% by Jermain Davis (10-10) vs. TX-San Antonio, 11/17/2008 100% by Jordan Bohannon (10-10) vs. Nebraska, 1/6/2019 100% by Tyler Smith (10-10) vs. Indiana, 2/3/2007 100% by Troy Taylor (10-10), Ohio State, 1/27/1983
Rebounds	23 by Greg Brunner vs. Minnesota, 1/18/2006
Assists	17 by Chris Nikchevich, Loyola-Marymount, 12/5/1986 (15 by B.J. Armstrong vs. Minnesota, 2/18/1989)
Blocks	9 by Acie Earl vs. Wisconsin, 1/29/1992
Steals	9 by Kenyon Murray vs. Ohio State, 2/18/1995 9 by Acie Earl vs. Texas Southern, 12/28/1992

Team

Points	126 vs. Morgan State, 11/25/1994
Pts/Half	80 vs. Michigan (includes 24 pts in 2 OT), 2/9/1989 70 vs. Morgan State, 11/25/1994
Two Teams	215, Michigan (108) vs. Iowa (107) in 2OT, 2/9/1989 212, Iowa (124) vs. UC-Irvine (88), 2/5/1987
FG	45 vs. UC-Irvine, 12/5/1987
FGA	91 by Michigan, 2/9/1989 (90 vs. Loyola Marymount, 12/6/1986)
FG%	.680 vs. Illinois (34-of-50), 1/20/2019
3-pt. FG	20 vs. Alabama State, 11/18/2021 20 by Purdue, 1/20/2018 -- <i>Big Ten single-game record</i>
3-pt. FGA	44 vs. Alabama State, 11/18/2021
3-pt. FG%	77.7 by Wisconsin (7-of-9), 2/10/1990 (75.0 vs. Northwestern (15-of-20), 1/3/1998)
FT	40 vs. Wisconsin, 1/2/1995
FTA	61 vs. Long Beach State, 12/4/1993
FT%	100% vs. Western Illinois (20-of-20), 11/19/2004
Rebounds	66 vs. East Tennessee State, 12/1/1995
Assists	34 vs. Northern Illinois, 12/29/2017 34 vs. George Mason, 12/1/1984
Blocks	13 vs. Illinois, 3/5/2013
Steals	23 vs. UNI, 12/5/1995 23 vs. Northwestern, 2/22/86

IOWA VS. ALL OPPONENTS IN CARVER-HAWKEYE ARENA

Opponent.....	W-L	Opponent.....	W-L
Abilene Christian	2-0	McNeese State	1-0
Air Force	1-0	Mercer	1-0
Alabama State	4-0	Michigan	20-14
Alcorn State	1-0	Michigan State	17-17
Arizona	0-1	Milwaukee	1-0
Arizona State	1-0	Minnesota	25-11
Arkansas-Little Rock	1-0	Mississippi State	1-0
Arkansas-Pine Bluff	1-0	Mississippi Valley State	1-0
Arkansas State	0-1	Missouri	3-1
Army	1-0	Missouri-St. Louis	1-0
Austin Peay	1-0	Monmouth (NJ)	1-0
Baylor	1-0	Montana State	1-0
Boise State	1-0	Morehead State	2-0
Boston University	2-0	Morgan State	1-0
Bowling Green	1-0	Navy	1-0
Brown	2-0	Nebraska	9-1
Bryant	2-0	NC Central	3-0
Bucknell	1-0	NC State	1-0
BYU	1-0	North Carolina	2-0
Cal-Irvine	1-0	North Carolina A&T	1-0
Cal-Northridge	1-0	North Dakota	1-0
Cal Poly	1-0	North Dakota State	1-0
Campbell	0-1	North Florida	2-0
Centenary	3-0	North Texas	1-0
Central Arkansas	1-0	Northern Colorado	1-0
Central Connecticut State	1-0	Northern Illinois	5-0
Central Florida	1-0	Northwestern	31-4
Central Michigan	1-0	Notre Dame	1-0
Charleston Southern	1-0	Oakland	1-0
Chattanooga	1-0	Ohio	4-0
Chicago State	4-0	Ohio State	21-14
Citadel	1-0	Omaha	1-1
Clemson	0-1	Oral Roberts	1-0
Colgate	3-0	Oregon State	1-0
Colorado	1-0	Penn	1-0
Coppin State	4-0	Penn State	20-4
Cornell	1-0	Pepperdine	2-0
Creighton	1-1	Pitt	1-0
Dartmouth	2-0	Portland State	1-0
Dayton	1-0	Prairie View A&M	1-0
Delaware	1-0	Purdue	19-15
Delaware State	1-0	Rice	1-0
DePaul	0-1	Rider	1-0
Detroit	1-0	Robert Morris	1-0
Drake	13-1	Rutgers	4-1
Drexel	1-0	Saint Louis	1-0
Duke	0-1	Savannah State	2-0
Duquesne	0-1	Seton Hall	0-1
East Tennessee State	1-0	SIUE	2-0
Eastern Illinois	4-0	SMU	1-0
Eastern Washington	1-0	South Alabama	1-0
Fairfield	1-0	South Carolina	1-0
Fairleigh Dickinson	1-0	South Carolina State	2-0
Florida Atlantic	1-0	South Dakota	2-0
Florida Gulf Coast	1-0	South Dakota State	0-1
Florida State	1-0	Southeast Missouri State	1-0
Furman	1-0	Southern University	2-0
Gardner-Webb	2-0	Southern Utah	1-0
George Mason	1-0	Southeastern Louisiana	2-0
Georgia	1-1	Southern Mississippi	1-0
Georgia State	2-0	Stetson	1-0
Georgia Tech	1-1	Stony Brook	1-0
Gonzaga	1-0	Southwest Texas State	1-0
Grambling State	2-0	TCU	0-1
Green Bay	2-0	Temple	1-0
Hampton	1-0	Tennessee State	2-0
Howard	1-0	Tennessee Tech	1-0
Idaho State	2-0	Texas A&M-Corpus Christi	1-0
Illinois	21-13	Texas-Pan American	4-0
Illinois Wesleyan	2-0	Texas-Rio Grande Valley	1-0
Indiana	22-13	Texas-San Antonio	2-1
Indiana State	1-0	Texas Southern	5-0
Iowa State	14-6	Texas Tech	1-0
IPFW	1-0	Tulsa	1-0
Jackson State	1-0	UNI	11-1
Kansas	1-0	UCSB	1-0
Kansas City	3-0	UCLA	1-0
Kansas State	1-0	UMBC	2-0
Kennesaw State	2-0	UMES	5-0
Lafayette	1-0	UNC-Asheville	1-0
LaSalle	1-0	UNC-Greensboro	1-0
Lehigh	2-0	UNC-Wilmington	1-0
Liberty	1-0	Valparaiso	2-0
Long Beach State	1-0	Virginia Tech	0-1
Long Island	2-0	Wake Forest	0-1
Longwood	2-0	Weber State	1-0
Louisiana Monroe	1-1	Western Carolina	3-0
Louisiana Tech	3-0	Western Illinois	7-0
Loyola Marymount	1-0	Western Michigan	1-0
LSU	0-1	Wisconsin	20-14
Maryland	3-2	Totals (.768).....	501-151

**No. 1 LUKA GARZA - - 2,306 (2018, 19, 20, 21)**

Year	GP	FG-FGA	FG%	FT-FTA	FT%	Reb	Avg	Ast	Blk	Stl	Pts	Avg
2018	33	146-262	.557	92-135	.681	211	6.4	35	32	11	400	12.1
2019	32	156-294	.531	86-107	.804	144	4.5	28	17	10	419	13.1
2020	31	287-530	.542	127-195	.651	305	9.8	36	55	26	740	23.9
2021	31	281-508	.553	141-199	.709	271	8.7	54	50	21	747	24.1
Career	127	*870-1,594	.546	446-636	.701	931	7.3	153	154	68	2,306	18.2

* - - includes 120 three-point FGs

No. 2 ROY MARBLE - - 2,116 (1986, 87, 88, 89)

Year	GP	FG-FGA	FG%	FT-FTA	FT%	Reb	Avg	Ast	Blk	Stl	Pts	Avg
1986	32	157-300	.523	85-118	.732	157	4.9	48	2	38	399	11.5
1987	35	199-357	.557	118-173	.682	178	5.1	97	8	35	520	14.9
1988	34	190-343	.544	141-190	.742	147	4.3	67	2	59	522	15.4
1989	33	241-459	.525	172-226	.761	186	5.6	69	2	47	675	20.5
Totals	134	*787-1,459	.539	516-707	.729	668	4.9	281	14	179	2,116	15.8

* - - includes 26 three-point FGs

No. 3 JORDAN BOHANNON - - 2,033 (2017, 18, 19, 20, 21, 22)

Year	GP	FG-FGA	FG%	FT-FTA	FT%	Reb	Avg	Ast	Blk	Stl	Pts	Avg
2017	34	118-304	.388	47-55	.855	76	2.2	175	2	29	372	10.9
2018	33	137-324	.423	75-83	.904	74	2.2	178	0	22	445	13.5
2019	35	112-294	.381	102-117	.872	84	2.4	118	0	23	405	11.6
2020	10	25-84	.298	18-18	1.000	16	1.6	33	0	8	88	8.8
2021	31	100-257	.389	48-54	.889	96	3.1	135	0	16	328	10.6
2022	36	112-291	.385	80-90	.889	48	1.3	65	0	27	395	11.0
Totals	179	*604-1,554	.385	370-417	.887	394	2.2	704	2	125	2,003	11.4

* - - includes 455 three-point FGs (school record)

No. 4 AARON WHITE - - 1,859 (2012, 13, 14, 15)

Year	GP	FG-FGA	FG%	FT-FTA	FT%	Reb	Avg	Ast	Blk	Stl	Pts	Avg
2012	35	134-270	.504	100-143	.699	199	5.7	31	23	31	389	11.1
2013	38	140-299	.468	193-258	.748	234	6.2	51	27	41	488	12.8
2014	33	143-245	.584	130-161	.807	220	6.7	60	19	32	424	12.8
2015	34	171-328	.521	195-238	.356	248	7.3	48	16	45	558	16.4
Totals	140	*590-1,142	.517	618-800	.773	901	6.4	190	85	149	1,859	13.3

* - - includes 61 three-point FGs

No. 5 ACIE EARL - - 1,779 (1990, 91, 92, 93)

Year	GP	FG-FGA	FG%	FT-FTA	FT%	Reb	Avg	Ast	Blk	Stl	Pts	Avg
1990	22	48-109	.440	34-46	.739	78	3.6	24	50	11	131	6.0
1991	32	179-356	.503	161-242	.665	136	6.7	48	106	29	520	16.3
1992	30	212-398	.533	162-243	.667	234	7.8	27	121	30	586	19.5
1993	32	203-402	.505	136-194	.701	286	8.9	40	88	41	542	16.9
Totals	116	*642-1,265	.508	493-725	.680	811	6.9	139	365	111	1,779	15.3

* - - includes two three-point FGs

No. 6 GREG STOKES - - 1,768 (1982, 83, 84, 85)

Year	GP	FG-FGA	FG%	FT-FTA	FT%	Reb	Avg	Ast	Blk	Stl	Pts	Avg
1982	29	61-128	.477	43-77	.558	123	4.2	12	30	11	165	5.7
1983	31	219-403	.543	110-173	.636	223	7.2	44	78	26	548	17.7
1984	28	163-284	.574	91-134	.679	193	6.9	25	58	25	417	14.9
1985	32	262-479	.547	114-170	.671	268	8.4	47	62	48	638	19.9
Totals	120	705-1,294	.545	358-554	.646	807	6.7	128	228	110	1,768	14.7

No. 7 B.J. ARMSTRONG - - 1,705 (1986, 87, 88, 89)

Year	GP	FG-FGA	FG%	FT-FTA	FT%	Reb	Avg	Ast	Blk	Stl	Pts	Avg
1986	29	32-66	.485	19-21	.905	16	0.6	41	0	8	83	2.9
1987	35	153-295	.519	100-126	.794	89	2.5	148	1	50	434	12.4
1988	34	203-421	.482	124-146	.849	74	2.2	155	1	58	592	17.4
1989	32	195-403	.484	160-192	.822	79	2.5	173	6	55	596	18.6
Totals	130	*583-1,185	.492	403-485	.831	258	1.9	517	8	171	1,705	13.1

* - - includes 136 three-point field goals

No. 8 ROY DEVYN MARBLE - - 1,694 (2011, 12, 13, 14)

Year	GP	FG-FGA	FG%	FT-FTA	FT%	Reb	Avg	Ast	Blk	Stl	Pts	Avg
2011	31	66-174	.379	35-66	.530	74	2.4	41	2	21	178	5.7
2012	35	139-319	.436	102-141	.723	133	3.8	126	14	53	402	11.5
2013	37	176-430	.409	153-189	.810	147	4.0	112	10	42	554	15.0
2014	33	183-436	.420	142-199	.714	106	3.2	118	7	60	550	17.0
Totals	136	*564-1,359	.415	432-595	.726	460	3.4	397	33	176	1,694	12.5

* - - includes 134 three-point FGs

**No. 9 RONNIE LESTER - - 1,675 (1977, 78, 79, 80)**

Year	GP	FG-FGA	FG%	FT-FTA	FT%	Reb	Avg	Ast	Blk	Stl	Pts	Avg
1977	27	140-312	.437	83-119	.697	66	2.4	98	N/A	N/A	363	13.4
1978	27	202-423	.478	132-177	.746	68	2.5	163	N/A	N/A	536	19.9
1979	28	194-401	.484	136-161	.845	63	2.3	147	N/A	N/A	524	18.7
1980	17	86-185	.465	80-100	.800	29	1.7	72	N/A	N/A	252	14.8
Totals	99	622-1,321	.471	431-557	.774	226	2.3	480	N/A	N/A	1,675	16.9

No. 10 MATT GATENS - - 1,635 (2009, 10, 11, 12)

Year	GP	FG-FGA	FG%	FT-FTA	FT%	Reb	Avg	Ast	Blk	Stl	Pts	Avg
2009	32	109-258	.422	75-83	.904	121	3.8	71	10	26	345	10.8
2010	32	125-338	.370	84-101	.832	138	4.3	105	3	29	392	12.3
2011	29	118-299	.395	76-87	.874	71	2.4	53	3	38	366	12.6
2012	35	173-369	.469	111-130	.854	125	3.6	69	6	48	532	15.2
Totals	128	*525-1,264	.415	346-401	.863	455	3.6	298	22	141	1,635	12.8

* - - includes 239 three-point field goals

No. 11 JESS SETTLES - - 1,611 (1994, 95, 96, 97, 99)

Year	GP	FG-FGA	FG%	FT-FTA	FT%	Reb	Avg	Ast	Blk	Stl	Pts	Avg
1994	27	156-272	.574	86-109	.789	203	7.5	61	3	40	414	15.3
1995	26	138-294	.469	97-121	.802	162	6.2	53	4	41	405	15.6
1996	32	179-375	.477	86-116	.741	239	7.5	99	8	48	484	15.1
1997	3	10-20	.500	13-14	.929	10	3.3	6	1	3	34	11.3
1999	28	98-225	.436	54-69	.783	133	4.8	76	4	22	274	9.8
Totals	116	*581-1,186	.490	336-429	.783	747	6.4	295	20	154	1,611	13.9

* - - includes 113 three-point FGs

No. 12 ADAM HALUSKA - - 1,578 (2005, 06, 07)

Year	GP	FG-FGA	FG%	FT-FTA	FT%	Reb	Avg	Ast	Blk	Stl	Pts	Avg
2005	33	152-318	.478	105-130	.808	131	4.0	52	9	35	467	14.2
2006	34	149-357	.417	112-132	.848	159	4.7	78	6	36	474	13.9
2007	31	190-466	.408	167-192	.870	144	4.6	80	8	42	637	20.5
Totals	98	*491-1,141	.430	384-454	.846	434	4.4	210	23	113	1,578	16.1

* - - includes 212 three-point FGs

No. 13 DEAN OLIVER - - 1,561 (1998, 99, 00, 01)

Year	GP	FG-FGA	FG%	FT-FTA	FT%	Reb	Avg	Ast	Blk	Stl	Pts	Avg
1998	31	79-211	.374	96-126	.762	78	2.5	131	1	42	274	8.8
1999	30	105-262	.401	111-155	.716	106	3.5	136	2	51	357	11.9
2000	30	125-339	.369	118-154	.766	87	2.9	126	4	62	408	13.6
2001	35	157-401	.392	143-186	.769	98	2.8	168	5	50	522	14.9
Career	126	*466-1,213	.384	468-621	.751	369	2.9	561	12	205	1,561	12.4

* - - includes 161 three-point FGs

No. 14 ANDRE WOOLRIDGE - - 1,525 (1995, 96, 97)

Year	GP	FG-FGA	FG%	FT-FTA	FT%	Reb	Avg	Ast	Blk	Stl	Pts	Avg
1995	33	153-320	.478	131-171	.766	82	2.5	190	5	42	461	14.0
1996	32	150-320	.469	97-132	.735	103	3.2	193	6	36	419	13.1
1997	32	216-472	.458	155-207	.749	87	2.7	192	8	45	645	20.2
Totals	97	*519-1,112	.467	383-510	.751	272	2.8	575	19	123	1,525	15.7

* - - includes 104 three-point FGs

No. 15 DON NELSON - - 1,522 (1960, 61, 62)

Year	GP	FG-FGA	FG%	FT-FTA	FT%	Reb	Avg	Ast	Blk	Stl	Pts	Avg
1960	24	140-320	.437	100-155	.645	241	10.0	N/A	N/A	N/A	380	15.8
1961	24	197-377	.522	176-268	.656	258	10.8	N/A	N/A	N/A	570	23.7
1962	24	193-348	.554	186-264	.704	285	11.9	N/A	N/A	N/A	571	23.8
Totals	72	530-1,045	.507	462-687	.672	784	10.9	N/A	N/A	N/A	1,522	21.2

No. 16 GREG BRUNNER - - 1,516 (2003, 04, 05, 06)

Year	GP	FG-FGA	FG%	FT-FTA	FT%	Reb	Avg	Ast	Blk	Stl	Pts	Avg
2003	31	91-173	.526	45-77	.584	162	5.2	46	20	23	234	7.5
2004	29	123-224	.549	64-115	.557	239	8.2	24	32	9	316	10.9
2005	33	175-342	.512	118-171	.690	275	8.3	62	32	9	485	14.7
2006	34	164-361	.454	141-203	.695	314	9.2	60	20	33	481	14.1
Totals	127	*553-1,100	.503	368-566	.650	990	7.8	192	104	74	1,516	11.9

* - - includes 42 three-point FGs

**No. 17 PETER JOK - - 1,508 (2014, 15, 16, 17)**

Year	GP	FG-FGA	FG%	FT-FTA	FT%	Reb	Avg	Ast	Blk	Stl	Pts	Avg
2014	27	38-95	.400	27-34	.794	25	0.9	19	3	9	119	4.4
2015	34	83-232	.358	37-41	.902	88	2.6	44	4	19	239	7.0
2016	32	171-397	.431	92-108	.852	112	3.5	46	1	40	514	16.1
2017	32	199-467	.426	154-169	.911	176	5.5	84	3	34	636	19.9
Totals	125	*491-1,191	.412	310-352	.881	401	3.2	193	11	102	1,508	12.1

* - - includes 216 three-point FGs

No. 18 JEFF HORNER - - 1,502 (2003, 04, 05, 06)

Year	GP	FG-FGA	FG%	FT-FTA	FT%	Reb	Avg	Ast	Blk	Stl	Pts	Avg
2003	31	79-238	.332	56-73	.767	137	4.4	140	5	40	255	8.2
2004	29	107-243	.440	98-114	.860	155	5.3	123	1	38	377	13.0
2005	33	146-359	.407	85-108	.787	148	4.5	180	6	47	463	14.0
2006	30	126-331	.381	85-114	.746	123	4.1	169	3	41	407	13.6
Totals	123	*458-1,171	.391	324-409	.792	563	4.6	612	15	166	1,502	12.2

* - - includes 262 three-point FGs

No. 19 ED HORTON - - 1,372 (1986, 87, 88, 89)

Year	GP	FG-FGA	FG%	FT-FTA	FT%	Reb	Avg	Ast	Blk	Stl	Pts	Avg
1986	29	44-104	.423	22-48	.458	116	4.0	13	7	13	110	3.8
1987	35	106-228	.465	61-104	.587	197	5.6	52	13	15	273	7.8
1988	34	160-301	.532	65-117	.556	213	6.3	61	6	23	385	11.3
1989	33	250-453	.552	103-181	.569	350	10.6	65	13	26	604	18.3
Totals	131	*560-1,086	.516	251-450	.558	876	6.7	191	39	77	1,372	10.5

* - - includes one three-point FG

No. 20 BRUCE KING - - 1,361 (1975, 76, 77)

Year	GP	FG-FGA	FG%	FT-FTA	FT%	Reb	Avg	Ast	Blk	Stl	Pts	Avg
1975	26	134-299	.448	30-41	.732	228	8.8	6	N/A	N/A	298	11.5
1976	29	241-477	.505	57-71	.803	292	10.0	32	N/A	N/A	539	18.6
1977	25	198-419	.473	128-170	.753	332	13.3	19	N/A	N/A	524	21.0
Totals	80	573-1,195	.479	215-282	.762	852	10.7	57	N/A	N/A	1,361	17.0

No. 21 JAMES MOSES - - 1,343 (1989, 90, 91, 92)

Year	GP	FG-FGA	FG%	FT-FTA	FT%	Reb	Avg	Ast	Blk	Stl	Pts	Avg
1989	33	68-194	.351	20-34	.588	63	1.9	22	1	16	177	5.4
1990	28	120-337	.356	102-143	.713	80	2.9	45	5	43	365	13.0
1991	32	144-309	.466	62-90	.689	101	3.2	42	2	33	384	12.0
1992	30	148-365	.406	90-109	.826	105	3.5	52	0	47	417	13.9
Totals	123	*480-1,205	.398	274-376	.729	349	2.8	161	8	139	1,343	10.9

* - - includes 109 three-point FGs

No. 22 TYLER COOK - - 1,315 (2017, 18, 19)

Year	GP	FG-FGA	FG%	FT-FTA	FT%	Reb	Avg	Ast	Blk	Stl	Pts	Avg
2017	27	128-231	.554	73-122	.598	143	5.3	26	11	18	331	12.3
2018	33	192-339	.566	121-183	.661	224	6.8	58	20	21	506	15.3
2019	33	174-341	.510	130-202	.644	252	7.6	80	18	24	478	14.5
Totals	93	*494-911	.542	324-507	.639	619	6.7	164	49	63	1,315	14.1

* - - includes three three-point FGs

No. 23 JARROD UTHOFF - - 1,298 (2014, 15, 16)

Year	GP	FG-FGA	FG%	FT-FTA	FT%	Reb	Avg	Ast	Blk	Stl	Pts	Avg
2014	33	84-168	.500	67-82	.817	152	4.6	26	35	11	252	7.6
2015	34	156-363	.430	56-76	.737	218	6.4	59	56	38	422	12.4
2016	33	218-487	.448	122-150	.813	209	6.3	36	86	32	624	18.9
Totals	100	*458-1,018	.450	245-308	.795	579	5.8	121	177	81	1,298	13.0

* - - includes 137 three-point FGs

No. 24 JOE WIESKAMP - - 1,283 (2019, 20, 21)

Year	GP	FG-FGA	FG%	FT-FTA	FT%	Reb	Avg	Ast	Blk	Stl	Pts	Avg
2019	35	125-256	.488	79-103	.767	172	4.9	39	16	31	388	11.1
2020	31	144-337	.427	95-111	.856	188	6.1	49	15	32	435	14.0
2021	31	161-328	.491	65-96	.677	206	6.6	53	10	29	460	14.8
Totals	97	*430-921	.467	239-310	.771	566	5.8	141	41	92	1,283	13.2

* - - includes 184 three-point FGs

**No. 25 JEFF MOE -- 1,248 (1985, 86, 87, 88)**

Year	GP	FG-FGA	FG%	FT-FTA	FT%	Reb	Avg	Ast	Blk	Stl	Pts	Avg
1985	30	91-205	.444	49-63	.778	43	1.4	80	0	31	231	7.7
1986	32	84-158	.532	23-29	.793	11	0.3	60	1	13	191	6.0
1987	35	135-289	.467	59-77	.766	75	2.1	43	0	24	389	11.1
1988	34	135-275	.491	96-122	.787	72	2.1	55	1	28	437	12.9
Totals	131	*445-927	.480	227-291	.780	201	1.5	238	2	96	1,248	9.5

* -- includes 131 three-point FGs

No. 26 KENYON MURRAY -- 1,230 (1993, 94, 95, 96)

Year	GP	FG-FGA	FG%	FT-FTA	FT%	Reb	Avg	Ast	Blk	Stl	Pts	Avg
1993	32	77-182	.423	55-95	.579	130	4.1	35	23	45	215	6.7
1994	27	122-297	.411	77-137	.562	157	5.8	55	19	56	333	12.3
1995	33	141-307	.459	71-120	.592	139	4.2	39	14	58	379	11.5
1996	32	129-229	.563	40-64	.625	140	4.4	57	7	41	303	9.5
Totals	124	*469-1015	.462	243-416	.584	566	4.6	186	63	200	1,230	9.9

* -- includes 49 three-point FGs

No. 27 KEVIN BOYLE -- 1,189 (1979, 80, 81, 82)

Year	GP	FG-FGA	FG%	FT-FTA	FT%	Reb	Avg	Ast	Blk	Stl	Pts	Avg
1979	28	131-289	.453	72-96	.750	186	6.6	45	N/A	N/A	334	11.9
1980	33	163-318	.513	62-88	.705	205	6.2	101	2	58	388	11.8
1981	28	110-218	.505	58-71	.817	151	5.4	88	1	38	278	9.9
1982	29	78-166	.470	33-63	.529	132	4.6	101	2	38	189	6.5
Totals	118	482-991	.486	225-318	.708	674	5.7	335	N/A	N/A	1,189	10.1

No. 28 (tie) DAVE GUNTHER -- 1,188 (1957, 58, 59)

Year	GP	FG-FGA	FG%	FT-FTA	FT%	Reb	Avg	Ast	Blk	Stl	Pts	Avg
1957	22	92-268	.343	87-127	.685	197	9.0	N/A	N/A	N/A	271	12.3
1958	22	169-377	.448	97-141	.688	225	10.2	N/A	N/A	N/A	435	19.8
1959	22	180-433	.415	122-167	.730	268	12.2	N/A	N/A	N/A	482	21.9
Total	66	441-1,078	.409	306-435	.703	690	10.5	N/A	N/A	N/A	1,188	18.0

No. 28 (tie) BILL LOGAN -- 1,188 (1954, 55, 56)

Year	GP	FG-FGA	FG%	FT-FTA	FT%	Reb	Avg	Ast	Blk	Stl	Pts	Avg
1954	22	116-299	.387	83-126	.659	-	-	N/A	N/A	N/A	315	14.3
1955	26	155-387	.400	103-157	.657	285	11.0	N/A	N/A	N/A	413	15.9
1956	26	175-420	.440	110-179	.615	268	10.3	N/A	N/A	N/A	460	17.7
Totals	74	446-1,105	.403	296-462	.641	553	10.6	N/A	N/A	N/A	1,188	16.1

No. 30 VAL BARNES -- 1,181 (1991, 92, 93)

Year	GP	FG-FGA	FG%	FT-FTA	FT%	Reb	Avg	Ast	Blk	Stl	Pts	Avg
1991	32	133-336	.396	64-87	.736	79	2.5	59	1	38	368	11.5
1992	30	116-267	.435	81-94	.862	100	3.3	68	1	38	344	11.5
1993	32	173-392	.441	81-106	.764	103	3.2	68	2	43	469	14.7
Totals	94	*422-995	.424	226-287	.787	282	3.0	195	4	119	1,181	12.6

* -- includes 111 three-point FGs

No. 31 SAM WILLIAMS -- 1,176 (1967, 68)

Year	GP	FG-FGA	FG%	FT-FTA	FT%	Reb	Avg	Ast	Blk	Stl	Pts	Avg
1967	24	183-387	.473	178-232	.767	225	9.4	N/A	N/A	N/A	544	22.6
1968	25	219-475	.461	194-265	.732	273	10.9	N/A	N/A	N/A	632	25.3
Totals	49	402-862	.466	372-497	.794	498	10.2	N/A	N/A	N/A	1,176	24.0

No. 32 JOHN JOHNSON -- 1,172 (1969, 70)

Year	GP	FG-FGA	FG%	FT-FTA	FT%	Reb	Avg	Ast	Blk	Stl	Pts	Avg
1969	24	174-344	.506	125-186	.627	256	10.7	N/A	N/A	N/A	473	19.7
1970	25	289-508	.569	121-161	.752	253	10.1	N/A	N/A	N/A	699	27.9
Totals	49	463-852	.543	246-347	.709	509	10.4	N/A	N/A	N/A	1,172	23.9

No. 33 CHAD CALABRIA -- 1,168 (1968, 69, 70)

Year	GP	FG-FGA	FG%	FT-FTA	FT%	Reb	Avg	Ast	Blk	Stl	Pts	Avg
1968	25	138-324	.425	72-108	.667	115	4.6	N/A	N/A	N/A	348	13.9
1969	24	125-283	.442	91-117	.778	99	4.1	N/A	N/A	N/A	341	14.2
1970	25	181-330	.548	117-146	.801	139	5.6	N/A	N/A	N/A	479	19.1
Totals	74	444-937	.474	280-371	.755	353	4.8	N/A	N/A	N/A	1,169	15.8

**No. 34 (tie) KEVIN KUNNERT - - 1,145 (1971, 72, 73)**

Year	GP	FG-FGA	FG%	FT-FTA	FT%	Reb	Avg	Ast	Blk	Stl	Pts	Avg
1971	24	106-220	.482	37-53	.698	227	9.5	N/A	N/A	N/A	249	10.4
1972	24	180-349	.516	76-122	.623	353	14.7	N/A	N/A	N/A	436	18.2
1973	24	198-363	.545	64-92	.696	334	13.9	N/A	N/A	N/A	460	19.2
Totals	72	484-932	.519	177-267	.663	914	12.7	N/A	N/A	N/A	1,145	15.9

No. 34 (tie) BOB HANSEN - - 1,145 (1980, 81, 82, 83)

Year	GP	FG-FGA	FG%	FT-FTA	FT%	Reb	Avg	Ast	Blk	Stl	Pts	Avg
1980	33	71-167	.425	43-73	.589	67	2.0	65	7	16	185	5.6
1981	22	70-156	.449	45-53	.849	75	3.4	33	1	17	185	8.4
1982	25	117-237	.494	64-93	.699	102	4.1	50	8	28	299	12.0
1983	31	184-378	.453	98-129	.760	166	5.4	111	2	39	476	15.4
Totals	111	*462-938	.493	251-348	.721	410	3.7	259	18	100	1,145	10.3

* - - includes 10 three-point FGs

No. 36 MELSAHN BASABE - - 1,119 (2011, 12, 13, 14)

Year	GP	FG-FGA	FG%	FT-FTA	FT%	Reb	Avg	Ast	Blk	Stl	Pts	Avg
2011	31	131-229	.572	80-112	.714	210	6.8	9	41	12	342	11.0
2012	35	109-208	.524	69-105	.657	168	4.8	11	36	18	287	8.2
2013	38	99-206	.481	61-93	.656	192	5.1	18	45	16	259	6.8
2014	32	92-164	.561	46-68	.676	182	5.7	10	26	12	231	7.2
Totals	136	*431-807	.534	256-378	.677	752	5.5	48	148	58	1,119	8.2

* - - includes 1 three-point FG

No. 37 (tie) CHRIS KINGSBURY - - 1,118 (1994, 95, 96)

Year	GP	FG-FGA	FG%	FT-FTA	FT%	Reb	Avg	Ast	Blk	Stl	Pts	Avg
1994	27	65-195	.333	46-56	.821	71	2.6	35	2	23	220	8.2
1995	33	169-423	.400	98-122	.803	88	2.7	55	5	41	553	16.8
1996	29	99-290	.341	82-103	.796	68	2.4	54	3	16	345	11.9
Totals	89	*333-908	.367	226-281	.804	227	2.5	144	10	80	1,118	12.6

* - - includes 226 three-point FGs

No. 37 (tie) MICHAEL PAYNE - - 1,118 (1982, 83, 84, 85)

Year	GP	FG-FGA	FG%	FT-FTA	FT%	Reb	Avg	Ast	Blk	Stl	Pts	Avg
1982	27	126-270	.467	56-81	.691	201	7.4	46	23	20	308	11.4
1983	31	118-288	.410	94-127	.744	233	7.5	48	52	34	330	10.6
1984	28	99-210	.471	62-90	.689	188	6.7	36	22	25	260	9.3
1985	31	92-203	.453	36-58	.621	235	7.6	102	23	36	220	7.1
Totals	117	435-971	.448	248-356	.697	857	7.3	232	120	115	1,118	9.6

No. 39 KENNY ARNOLD - - 1,112 (1979, 80, 81, 82)

Year	GP	FG-FGA	FG%	FT-FTA	FT%	Reb	Avg	Ast	Blk	Stl	Pts	Avg
1979	19	22-57	.386	6-16	.375	21	1.1	17	N/A	N/A	50	2.6
1980	33	171-363	.471	102-136	.750	114	3.5	142	1	38	444	13.5
1981	28	131-303	.432	65-85	.765	67	2.4	110	1	28	327	11.7
1982	29	100-237	.422	91-116	.784	59	2.0	83	1	15	291	10.0
Totals	109	424-960	.442	264-353	.748	261	2.4	352	N/A	N/A	1,112	10.2

No. 40 CHARLES DARLING - - 1,094 (1950, 51, 52)

Year	GP	FG-FGA	FG%	FT-FTA	FT%	Reb	Avg	Ast	Blk	Stl	Pts	Avg
1950	19	67-212	.316	41-65	.623	-	-	N/A	N/A	N/A	175	9.2
1951	22	139-376	.372	80-120	.667	387	17.6	N/A	N/A	N/A	358	16.3
1952	22	204-489	.417	153-218	.702	-	-	N/A	N/A	N/A	561	25.5
Totals	63	410-1,077	.381	274-403	.680	387	17.6	N/A	N/A	N/A	1,094	17.4

No. 41 FRED BROWN - - 1,091 (1970, 71)

Year	GP	FG-FGA	FG%	FT-FTA	FT%	Reb	Avg	Ast	Blk	Stl	Pts	Avg
1970	24	180-360	.500	69-86	.802	91	3.8	N/A	N/A	N/A	429	17.9
1971	24	268-535	.501	126-152	.829	111	4.6	N/A	N/A	N/A	662	27.6
Totals	48	448-895	.501	195-238	.819	202	4.2	N/A	N/A	N/A	1,091	22.7

No. 42 RYAN BOWEN - - 1,090 (1995, 96, 97, 98)

Year	GP	FG-FGA	FG%	FT-FTA	FT%	Reb	Avg	Ast	Blk	Stl	Pts	Avg
1995	33	58-110	.527	35-59	.593	148	4.5	16	34	38	151	4.6
1996	27	55-91	.604	39-58	.672	121	4.5	16	20	36	149	5.5
1997	29	120-217	.553	93-135	.689	264	9.1	35	29	55	343	11.8
1998	31	164-272	.603	111-161	.689	271	8.7	48	41	79	447	14.4
Totals	120	*397-690	.575	278-413	.673	804	6.7	115	124	208	1,090	9.1

* - - includes 18 three-point FGs

**No. 43 (tie) MIKE GESELL -- 1,072 (2013, 14, 15, 16)**

Year	GP	FG-FGA	FG%	FT-FTA	FT%	Reb	Avg	Ast	Blk	Stl	Pts	Avg
2013	34	106-263	.403	50-63	.794	88	2.6	89	10	40	295	8.7
2014	33	90-240	.375	49-73	.671	67	2.0	128	4	43	258	7.8
2015	34	97-238	.408	42-61	.689	66	1.9	135	5	33	252	7.4
2016	33	91-232	.392	69-93	.742	104	3.2	205	5	44	267	8.1
Totals	134	*384-973	.395	210-290	.724	325	2.4	557	24	160	1,072	8.0

* -- includes 94 three-point FGs

No. 43 (tie) PIERRE PIERCE -- 1,072 (2002, 04, 05)

Year	GP	FG-FGA	FG%	FT-FTA	FT%	Reb	Avg	Ast	Blk	Stl	Pts	Avg
2002	35	93-222	.419	57-93	.613	114	3.3	114	9	30	248	7.1
2004	29	174-364	.478	108-188	.574	164	5.7	63	4	16	468	16.1
2005	20	139-289	.481	55-104	.529	104	5.2	84	9	49	356	17.8
Totals	84	*406-875	.464	220-385	.571	382	4.5	261	22	95	1,072	12.8

* -- includes 40 three-point FGs

No. 45 GLEN WORLEY -- 1,060 (2001, 02, 03, 04)

Year	GP	FG-FGA	FG%	FT-FTA	FT%	Reb	Avg	Ast	Blk	Stl	Pts	Avg
2001	35	89-198	.449	78-108	.722	133	3.8	23	13	14	264	7.5
2002	35	85-188	.452	71-98	.724	145	4.1	34	31	18	254	7.3
2003	31	115-258	.446	93-129	.721	161	5.2	47	34	22	339	10.9
2004	25	69-167	.413	48-64	.750	113	4.5	25	8	20	203	8.1
Totals	126	*358-811	.441	290-399	.727	552	4.4	129	86	74	1,060	8.4

* -- includes 54 three-point FGs

No. 46 (tie) REGGIE EVANS -- 1,054 (2001, 02)

Year	GP	FG-FGA	FG%	FT-FTA	FT%	Reb	Avg	Ast	Blk	Stl	Pts	Avg
2001	35	155-326	.583	218-346	.630	416	11.9	55	21	31	529	15.1
2002	34	169-341	.496	187-302	.619	378	11.1	44	17	54	525	15.4
Totals	69	*324-667	.486	405-648	.625	794	11.5	99	38	85	1,054	15.3

* -- includes one three-point FG

No. 46 (tie) CARL CAIN -- 1,054 (1954, 55, 56)

Year	GP	FG-FGA	FG%	FT-FTA	FT%	Reb	Avg	Ast	Blk	Stl	Pts	Avg
1954	22	106-248	.427	71-119	.597	-	-	N/A	N/A	N/A	283	12.9
1955	26	133-333	.399	94-140	.671	244	9.4	N/A	N/A	N/A	360	13.8
1956	26	165-403	.409	81-112	.723	257	9.9	N/A	N/A	N/A	411	15.8
Totals	74	404-984	.411	246-371	.663	501	9.6	N/A	N/A	N/A	1,054	14.2

No. 48 KEEGAN MURRAY -- 1,046 (2021, 22)

Year	GP	FG-FGA	FG%	FT-FTA	FT%	Reb	Avg	Ast	Blk	Stl	Pts	Avg
2021	31	84-166	.506	40-53	.755	158	5.1	17	39	26	224	7.2
2022	35	307-554	.554	142-190	.747	303	8.7	52	68	45	822	23.5
Totals	66	*391-720	.543	182-243	.749	461	7.0	69	107	71	1,046	15.8

* -- includes 82 three-point FG

No. 49 GERRY JONES -- 1,039 (1965, 66, 67)

Year	GP	FG-FGA	FG%	FT-FTA	FT%	Reb	Avg	Ast	Blk	Stl	Pts	Avg
1965	24	140-323	.433	57-90	.633	234	9.8	N/A	N/A	N/A	337	14.0
1966	16	99-242	.409	56-71	.789	174	10.9	N/A	N/A	N/A	254	15.8
1967	24	169-367	.461	110-154	.714	257	10.7	N/A	N/A	N/A	448	18.6
Totals	64	408-932	.438	223-315	.708	665	10.4	N/A	N/A	N/A	1,039	16.2

No. 50 STEVE CARFINO -- 1,037 (1981, 82, 83, 84)

Year	GP	FG-FGA	FG%	FT-FTA	FT%	Reb	Avg	Ast	Blk	Stl	Pts	Avg
1981	28	54-121	.446	19-30	.633	32	1.1	43	1	18	127	4.5
1982	29	100-178	.562	45-65	.692	52	1.8	82	4	44	245	8.4
1983	31	129-265	.487	49-67	.731	63	2.0	129	5	50	337	10.9
1984	28	136-293	.464	56-74	.757	67	2.4	66	1	66	328	11.7
Totals	116	*419-857	.489	169-236	.716	214	1.8	320	11	178	1,037	8.9

* -- includes 30 three-point FGs

No. 51 GEORGE PEEPLES -- 1,025 (1964, 65, 66)

Year	GP	FG-FGA	FG%	FT-FTA	FT%	Reb	Avg	Ast	Blk	Stl	Pts	Avg
1964	20	73-262	.361	42-78	.538	145	7.3	N/A	N/A	N/A	188	9.4
1965	24	156-305	.511	97-157	.618	249	10.3	N/A	N/A	N/A	409	17.0
1966	24	171-332	.515	86-143	.601	260	10.8	N/A	N/A	N/A	428	17.8
Totals	68	400-899	.445	225-378	.595	654	9.6	N/A	N/A	N/A	1,025	15.1

**IOWA 82, PENN STATE 53 (Sweet 16)**

March 11, 1955, Evanston, IL

Iowa -- 82

Name	FG	FT	PF	TP	RB
Davis, F.	6-13	7	2	19	6
Cain	8-13	5	3	21	9
Logan	4-14	0	1	8	5
Scheuerman	1-3	0	1	2	3
Seaberg	6-8	1	1	13	2
Johnson	0-1	0	0	0	1
Schoof	2-4	2	0	6	5
George	3-5	1	1	7	4
Ridley	1-4	0	1	2	4
Martel	0-3	1	0	1	1
Hawthorne	1-3	1	0	3	1
Duncan	0-0	0	1	0	1
Totals	32-71	18	11	82	42
FG%:	.459				

Penn State -- 53

Name	FG	FT	PF	TP	RB
Weidenhammer	2-7	0	2	4	1
Hoffman	6-18	2	1	14	3
Arnelle	3-15	5	2	11	10
Fields	1-6	1	1	3	5
Blocker	2-9	1	0	5	7
Rohland	0-0	2	0	2	0
Edwards	0-0	0	0	0	1
Ramsey	1-3	1	4	3	2
Marisa	3-7	2	2	8	6
Hartnett	0-3	0	2	0	2
Watts	1-3	0	2	2	1
Hall	0-1	1	0	1	0
Totals	19-72	15	18	53	46

SCORE BY PERIODS

Iowa	39	43	82
Penn State	25	28	53

ATTENDANCE: 9,700

IOWA 86, MARQUETTE 81 (Elite Eight)

March 12, 1955, Kansas City, MO

Iowa -- 86

Name	FG	FT	PF	TP	RB
Davis	2-11	3	2	7	4
Cain	5-14	0	4	10	8
Logan	11-20	9	5	31	15
Seaberg	5-8	2	5	12	5
Scheuerman	3-8	5	2	11	7
Schoof	3-8	2	5	8	7
Johnson, C.	1-1	1	0	3	0
George	1-1	1	1	3	0
Hawthorne	0-0	1	0	1	0
Totals	31-71	24	24	86	46

Marquette -- 81

Name	FG	FT	PF	TP	RB
Hopfensperger	5-11	6	4	16	0
Schulz	5-11	12	4	22	9
Rand	7-11	3	5	17	12
Bugalski	0-5	7	4	7	6
Walczak	1-7	1	3	3	3
O'Keefe	0-1	0	0	0	2
Wittberger	7-14	2	5	16	6
Vanvooren	0-0	0	0	0	0
Sevcik	0-0	0	1	0	1
Totals	25-61	31	26	81	41

SCORE BY PERIODS

Iowa	46	40	86
Marquette	33	48	81

ATTENDANCE: 9,700

LASALLE 76, IOWA 73 (Final Four)

March 18, 1955, Kansas City, MO

Iowa -- 73

Name	FG	FT	PF	TP
Davis	1	0	2	2
Schoof	3	0	4	6
Cain	8	1	3	17
Logan	7	6	3	20
Seaberg	5	5	2	15
Scheuerman	1	11	3	13
Totals	25	23	17	73

LaSalle -- 76

Name	FG	FT	PF	TP
O'Malley	1	4	1	6
Maples	1	2	0	4
Singley	5	6	2	16
Blatcher	2	1	5	5
Gola	8	7	4	23
Lewis	5	4	3	14
Greenberg	4	0	4	8
Totals	26	24	19	76

SCORE BY PERIODS

Iowa	36	37	73
LaSalle	45	31	76

ATTENDANCE: NA

COLORADO 75, IOWA 54 (Final Four Consolation Game)

March 19, 1955, Kansas City, MO

Iowa -- 54

Name	FG	FT	PF	TP
Davis	1	0	3	2
Schoof	2	2	3	6
Cain	4	6	2	14
Ridley	0	0	0	0
Duncan	0	0	1	0
Logan	5	7	1	17
George	0	3	3	3
Seaberg	1	2	1	4
Johnson	0	0	3	0
Martel	1	0	2	2
Scheuerman	2	2	3	6
Hawthorne	0	0	1	0
Totals	16	22	23	54

Colorado -- 75

Name	FG	FT	PF	TP
Jeangerard	5	4	3	14
Walter	0	0	0	0
Ranglos	6	6	4	18
Yardley	0	0	0	0
Halderson	4	4	4	12
Hannah	1	4	1	6
Mock	3	7	3	13
Mansfield	0	0	0	0
Peterson	3	4	2	10
Grant	1	0	0	2
Totals	23	29	17	75

SCORE BY PERIODS

Iowa	28	26	54
Colorado	35	40	75

ATTENDANCE: NA



IOWA 97, MOREHEAD STATE 83 (*Sweet 16*)

March 15, 1956, Iowa City, IA

Iowa -- 97

Name	FG	FT	PF	TP	RB
Cain	8-25	12-13	3	28	14
Schoof	5-13	5-8	3	15	11
Logan	6-21	5-8	2	17	11
Seaberg	4-12	1-1	5	9	7
Scheuerman	6-10	2-3	5	14	5
George	0-4	3-8	4	3	3
Hawthorne	0-7	4-4	4	4	0
Martel	1-4	0-2	3	2	4
Sebolt	0-1	0-1	3	0	1
Paul	1-1	1-2	0	3	1
McConnell	0-2	0-0	2	0	1
Schroeder	0-0	2-2	1	2	2
Totals	31-100	35-52	35	97	60
FG%:	.310	FT%:	.673		

Morehead State -- 83

Name	FG	FT	PF	TP	RB
Keleher	0-4	3-4	5	3	3
Hamilton	7-18	5-6	5	19	16
Swartz	8-23	4-6	5	20	12
Gaunce	5-14	14-24	3	24	8
Tolle	2-8	2-4	4	6	4
Carroll	1-3	0-0	2	2	1
Richards	0-2	0-0	2	0	1
Jewell	0-2	2-3	1	2	4
Shimfessel	1-4	1-3	5	3	2
Thompson	1-2	2-3	1	4	3
Totals	25-80	33-53	33	83	54
FG%:	.313	FT%:	.623		

SCORE BY PERIODS

Iowa	54	43	97
Morehead State	35	48	83

ATTENDANCE: 14,500

IOWA 89, KENTUCKY 77 (*Elite Eight*)

March 17, 1956, Iowa City, IA

Iowa -- 89

Name	FG	FT	PF	TP	RB
Cain	12-21	10-11	2	34	9
Schoof	2-6	0-0	3	4	3
Logan	6-18	2-6	3	14	13
Seaberg	2-12	5-5	1	9	11
Scheuerman	8-13	6-9	4	22	5
George	3-10	0-1	3	6	11
Hawthorne	0-0	0-0	0	0	0
Martel	0-0	0-0	0	0	0
Sebolt	0-0	0-0	0	0	0
Paul	0-2	0-0	0	0	2
McConnell	0-1	0-0	2	0	1
Totals	33-83	23-32	18	89	55
FG%:	.398	FT%:	.719		

Kentucky -- 77

Name	FG	FT	PF	TP	RB
Bird	9-21	5-9	1	23	24
Grawemeyer	2-10	1-1	4	5	7
Burrow	13-23	5-8	3	31	12
Calvert	3-10	1-1	3	7	6
Hatton	2-4	0-3	2	4	1
Johnson	1-9	1-3	1	3	6
Brewer	2-5	0-0	4	4	1
Collinsworth	0-0	0-0	1	0	0
Cassady	0-0	0-0	0	0	0
Totals	32-82	13-25	19	77	57
FG%:	.398	FT%:	.719		

SCORE BY PERIODS

Iowa	49	40	89
Kentucky	38	39	77

ATTENDANCE: 15,375

IOWA 83, TEMPLE 76 (*Final Four*)

March 22, 1956, Evanston, IL

Iowa -- 83

Name	FG	FT	PF	TP	RB
Cain	8-20	4-9	1	20	15
Schoof	5-15	8-9	4	18	18
Logan	13-21	10-15	2	36	8
Seaberg	1-7	0-0	4	2	6
Scheuerman	1-2	2-2	4	4	2
Martel	1-4	1-3	0	3	2
Totals	29-70	25-38	15	83	51
FG%:	.414	FT%:	.658		

Temple -- 76

Name	FG	FT	PF	TP	RB
Norman	1-8	0-2	4	2	17
Reinfeld	1-6	0-0	2	2	2
Fleming	1-4	0-0	1	4	2
Cohen	3-7	0-1	5	6	12
VanPatton	1-4	0-1	4	2	5
Rodgers	12-29	4-9	3	28	7
Lear	15-30	2-4	4	32	2
Totals	35-88	6-17	23	76	47
FG%:	.398	FT%:	.353		

SCORE BY PERIODS

Iowa	39	44	83
Temple	36	40	76

ATTENDANCE: 10,525

SAN FRANCISCO 83, IOWA 71 (*National Championship*)

March 23, 1956, Evanston, IL

Iowa -- 71

Name	FG	FT	PF	TP	RB
Cain	7-25	3-4	1	17	12
Schoof	5-10	4-4	3	14	9
Logan	5-23	2-2	3	12	15
George	0-0	0-0	0	0	0
Seaberg	5-13	7-10	1	17	4
Martel	0-1	0-0	0	0	0
Scheuerman	4-7	3-4	2	11	7
McConnell	0-0	0-0	0	0	1
Totals	26-81	19-24	10	71	48
FG%:	.325	FT%:	.750		

San Francisco -- 83

Name	FG	FT	PF	TP	RB
Boldt	7-15	1-2	4	16	5
Baxter	2-6	0-0	0	4	0
Farmer	0-10	0-0	2	0	12
Preaseau	3-4	1-2	3	7	3
Russell	11-24	4-5	2	26	27
Nelson	0-0	0-0	0	0	0
Perry	6-14	2-2	2	14	4
Bush	0-0	0-0	0	0	0
Brown	6-14	4-4	0	16	9
Payne	0-0	0-0	0	0	0
Totals	35-87	13-15	13	83	60
FG%:	.402	FT%:	.813		

SCORE BY PERIODS

Iowa	33	38	71
San Francisco	38	45	83

ATTENDANCE: N/A

JACKSONVILLE 104, IOWA 103 (*Sweet 16*)

March 12, 1970, Columbus, OH

Iowa -- 103

Name	FG	FT	PF	RB	TP
Vidnovic	8-13	8-11	3	8	24
Johnson	9-19	1-3	3	8	19
Jensen	1-8	2-3	3	4	4
Brown	13-23	1-2	3	4	27
Calabria	7-12	7-8	4	8	21
McGilmer	4-8	0-2	4	3	8
Grabinski	0-0	0-2	0	2	0
Team				9	
Totals	42-83	19-31	20	46	103
FG%:	.506	FT%:	.612		

Jacksonville -- 104

Name	FG	FT	PF	RB	TP
Blevins	0-1	0-0	3	1	0
Burrows	11-12	1-2	3	9	23
Gilmore	13-24	4-7	5	17	30
Wedeking	2-8	1-3	1	4	5
Morgan	9-14	5-9	4	4	23
Dublin	2-8	0-0	5	2	4
Nelson	6-7	6-6	1	9	18
McIntyre	0-1	1-2	0	1	1
Baldwin	0-1	0-0	1	0	0
Team				4	
Totals	43-76	18-29	23	51	104
FG%:	.565	FT%:	.620		

SCORE BY PERIODS

Iowa	49	54	103
Jacksonville	50	54	104

ATTENDANCE: 13,937

IOWA 121, NOTRE DAME 106 (*Sweet 16 Consolation*)

March 14, 1970, Columbus, OH

Iowa -- 121

Name	FG	FT	PF	RB	TP
Vidnovic	7-14	10-10	1	11	24
Johnson	14-31	3-3	3	9	31
Jensen	2-2	1-1	1	7	5
Brown	8-16	0-0	3	6	16
Calabria	15-22	1-2	3	8	31
McGilmer	6-9	0-0	3	6	12
Schultz	0-1	0-0	0	0	0
Hodge	0-0	2-2	0	0	2
Grabinski	0-1	0-1	1	0	0
Hazley	0-1	0-0	0	1	0
Miller	0-1	0-0	0	1	0
Team				3	
Totals	52-98	17-19	15	52	121
FG%:	.530	FT%:	.894		

Notre Dame -- 106

Name	FG	FT	PF	RB	TP
Jones	12-24	0-0	3	8	24
Carr	21-39	3-4	2	10	45
Catlett	3-10	1-1	2	6	7
O'Connell	1-3	0-0	1	0	2
Meehan	1-3	1-1	0	1	3
Ziznewski	2-6	3-4	2	10	7
Sinnott	2-5	6-6	2	3	10
Hinga	2-5	2-2	1	2	6
Gallagher	1-2	0-0	0	2	2
Team				8	
Totals	45-97	16-18	13	50	106
FG%:	.463	FT%:	.888		

SCORE BY PERIODS

Iowa	75	46	121
Notre Dame	42	64	106

ATTENDANCE: 13,865

TOLEDO 74, IOWA 72 (*2nd Round*)

March 10, 1979, Bloomington, IN

Iowa -- 72

Name	FG	FT	RB	PF	TP	A	TO	BK	S	MIN
Mayfield	8-11	3-8	5	4	19	1	0	1	1	28
Boyle	2-9	3-6	4	2	7	0	3	0	1	34
Waite	1-2	0-0	3	3	2	0	0	1	0	22
Lester	9-13	5-6	4	4	23	6	3	1	2	38
Peth	1-3	1-2	2	5	3	2	1	0	0	23
Krafscisin	2-4	2-5	6	5	6	2	2	0	1	18
Norman	4-8	0-0	0	5	8	1	2	0	0	17
Brookins	2-3	0-0	2	3	4	0	1	0	0	10
Arnold	0-2	0-0	1	0	0	2	0	0	0	10
Team			6							
Totals	29-55	14-27	33	31	72	14	12	3	5	200
FG%:	.527	FT%:	.519							

Toledo -- 74

Name	FG	FT	RB	PF	TP	A	TO	BK	S	MIN
Swaney	5-12	2-2	4	4	12	0	2	1	0	16
Appel	2-4	0-0	3	2	4	1	0	0	0	24
Miller	5-8	8-17	14	4	18	4	2	0	1	40
Joplin	3-7	9-11	0	4	15	3	2	0	3	32
Lehman	2-4	6-8	5	2	10	3	5	0	0	35
Selgo	2-4	2-2	4	5	6	2	1	0	1	23
Knuckles	3-4	1-1	2	2	7	0	6	0	0	15
Garwood	0-0	0-0	0	1	0	0	1	0	0	1
Montague	1-2	0-0	1	0	2	0	0	0	0	14
Team			11							
Totals	23-45	28-41	41	24	74	13	19	1	5	200
FG%:	.511	FT%:	.683							

SCORE BY PERIODS

Iowa	41	31	72
Toledo	29	45	74

ATTENDANCE: 8,500

IOWA 86, VCU 72 (*1st Round*)

March 6, 1980, Greensboro, NC

Iowa -- 86

Name	FG	FT	RB	PF	TP	A	TO	BK	S	MIN
Boyle	8-14	1-3	8	3	17	4	2	0	1	39
Waite	7-14	3-4	10	3	17	2	3	0	1	34
Krafscisin	5-9	0-1	9	3	10	5	4	1	1	32
Lester	4-8	9-13	1	2	17	8	1	0	0	32
Arnold	8-12	7-8	4	3	23	4	0	0	2	36
Hansen	0-0	0-0	1	1	0	1	2	1	0	8
Brookins	1-3	0-0	6	2	2	1	1	1	0	16
Heller	0-0	0-0	0	0	0	0	0	0	0	1
Darsee	0-0	0-0	0	0	0	0	0	0	0	1
Grogan	0-0	0-0	0	0	0	0	0	0	0	1
Team			4							
Totals	33-60	20-29	43	17	86	25	13	3	5	200
FG%:	.550	FT%:	.690							

Virginia Commonwealth -- 72

Name	FG	FT	RB	PF	TP	A	TO	BK	S	MIN
Kottak	4-9	2-2	3	5	10	2	0	0	1	33
McCray	9-18	0-1	11	4	18	1	2	2	1	37
Jones	2-5	1-1	7	3	5	0	4	1	0	27
Knight	6-19	1-1	7	4	13	5	2	0	2	33
Sherod	5-11	4-7	3	4	14	5	2	0	2	40
Harris	0-1	2-2	0	2	2	0	0	0	0	5
Stancel	5-7	0-0	3	2	10	1	0	0	0	21
Shropshire	0-0	0-0	0	1	0	0	0	0	0	2
Ringo	0-0	0-0	0	0	0	0	0	0	0	1
Bates	0-0	0-0	0	0	0	0	0	0	0	1
Totals	31-70	10-14	34	25	72	14	10	3	6	200
FG%:	.433	FT%:	.714							

SCORE BY PERIODS

Iowa	39	47	86
VCU	28	44	72

ATTENDANCE: 6,865

**IOWA 77, N.C. STATE 64 (2nd Round)**

March 8, 1980, Greensboro, NC

Iowa -- 77

Name	FG	FT	RB	PF	TP	A	TO	BK	S	MIN
Boyle	3-5	3-5	7	3	9	3	1	0	2	33
Waite	0-4	3-5	4	1	3	0	2	0	0	33
Krafscisin	0-2	7-8	4	1	7	1	1	1	0	18
Lester	6-10	5-6	0	4	17	4	3	0	1	28
Arnold	6-11	6-8	4	1	18	2	0	1	0	39
Hansen	2-5	0-0	2	2	4	3	1	0	1	17
Brookins	7-7	3-5	2	2	17	0	2	2	0	31
Heller	1-1	0-0	0	0	2	0	0	0	0	1
Team			7							
Totals	25-45	27-37	30	14	77	13	10	4	4	200
FG%:	.556	FT%:	.730							

North Carolina State -- 64

Name	FG	FT	RB	PF	TP	A	TO	BK	S	MIN
Whitney	5-16	0-2	11	5	10	4	2	1	0	35
Bailey	0-3	2-2	3	3	2	0	1	0	1	23
Watts	6-6	0-0	4	2	12	1	2	2	0	24
Austin	9-18	0-0	1	4	18	0	3	0	0	23
Lowe	1-3	3-4	0	3	5	10	2	0	1	33
Matthews	3-6	0-0	0	1	6	0	1	0	0	19
Jones	2-4	0-1	4	3	4	2	2	0	1	28
Parzych	0-0	0-0	0	0	0	0	0	0	0	2
Whittenburg	2-4	0-0	1	1	4	0	0	0	0	7
Perry	0-0	0-0	0	0	0	0	0	0	0	2
Nevitt	1-1	0-0	1	3	2	0	0	1	0	3
Weber	0-0	1-1	0	0	1	2	0	0	0	1
Team			4							
Totals	29-61	6-10	29	25	64	19	13	4	3	200
FG%:	.415	FT%:	.600							

SCORE BY PERIODS

Iowa	26	51	77
NC State	29	35	64

ATTENDANCE: 13,210

IOWA 88, SYRACUSE 77 (Sweet 16)

March 14, 1980, Philadelphia, PA

Iowa -- 88

Name	FG	FT	RB	PF	TP	A	TO	BK	S	MIN
Brookins	5-10	11-12	5	4	21	2	1	2	0	31
Boyle	8-12	2-2	5	3	18	0	3	0	0	40
Krafscisin	6-9	2-2	3	5	14	1	0	1	1	23
Lester	3-10	3-5	3	1	9	7	3	0	2	35
Arnold	2-7	8-13	5	1	12	5	1	0	2	35
Hansen	1-2	2-2	1	4	4	3	1	0	0	15
Waite	4-5	2-3	5	2	10	0	3	2	0	21
Team			4							
Totals	29-55	30-39	31	20	88	18	12	5	5	200
FG%:	.527	FT%:	.760							

Syracuse -- 77

Name	FG	FT	RB	PF	TP	A	TO	BK	S	MIN
Stantifer	5-9	4-4	3	4	14	1	3	0	1	31
Orr	10-17	5-5	16	2	25	8	5	0	0	39
Bouie	7-8	4-5	3	5	18	0	2	2	0	19
Moss	4-7	0-0	1	5	8	3	2	0	2	29
Headd	0-7	0-0	3	2	0	3	2	0	0	26
Bruin	1-5	0-0	3	3	2	2	1	0	1	21
Cohen	0-2	0-0	1	4	0	2	1	0	1	13
Schayes	2-7	6-9	2	3	10	1	1	0	0	22
Team			5							
Totals	29-62	19-23	37	28	77	20	17	2	5	200
FG%:	.468	FT%:	.826							

SCORE BY PERIODS

Iowa	40	48	88
Syracuse	33	44	77

ATTENDANCE: 17,569

IOWA 81, GEORGETOWN 80 (Elite Eight)

March 16, 1980, Philadelphia, PA

Iowa -- 81

Name	FG	FT	RB	PF	TP	A	TO	BK	S	MIN
Brookins	10-17	2-2	4	1	22	0	1	1	1	39
Boyle	7-11	0-0	3	4	14	4	1	0	1	34
Krafscisin	1-2	0-1	3	2	2	1	0	1	0	21
Lester	2-7	4-4	2	3	8	9	0	0	1	39
Arnold	5-8	2-2	2	1	12	3	1	0	1	32
Waite	4-4	7-7	4	3	15	2	2	0	0	22
Hansen	2-2	4-4	1	1	8	1	1	0	0	13
Team			2							
Totals	31-51	19-20	21	15	81	20	6	2	4	200
FG%:	.608	FT%:	.950							

Georgetown -- 80

Name	FG	FT	RB	PF	TP	A	TO	BK	S	MIN
Dutch	1-4	0-0	3	3	2	0	0	0	0	12
Shelton	7-10	2-3	5	5	16	0	1	1	0	32
Hancock	2-3	0-0	1	1	4	0	1	0	0	12
Floyd	11-14	9-10	3	0	31	2	1	0	1	36
Doren	5-9	0-0	3	2	10	8	4	0	1	36
Smith	2-5	0-0	0	1	4	2	1	0	0	28
Frazier	4-5	1-1	3	4	9	0	1	0	1	15
Fenlon	0-1	0-0	0	1	0	1	1	0	0	6
Spriggs	0-2	2-2	2	2	2	0	1	1	0	15
Bullis	1-2	0-0	1	0	2	0	0	0	0	6
Team			3							
Totals	33-55	14-16	24	19	80	13	10	2	3	200
FG%:	.620	FT%:	.875							

SCORE BY PERIODS

Iowa	32	49	81
Georgetown	42	38	80

ATTENDANCE: 15,981

LOUISVILLE 80, IOWA 72 (Final Four)

March 22, 1980, Indianapolis, IN

Iowa -- 72

Name	FG	FT	RB	PF	TP	A	TO	BK	S	MIN
Brookins	6-18	2-2	6	5	14	2	2	0	1	33
Boyle	0-8	0-0	7	2	0	5	4	0	2	38
Krafscisin	4-5	4-4	3	5	12	0	1	1	0	32
Lester	4-4	2-2	1	2	10	1	0	0	0	12
Arnold	9-17	2-2	3	1	20	5	1	0	1	39
Waite	4-6	1-1	2	5	9	0	3	0	2	29
Hansen	2-8	3-4	4	2	7	4	0	0	1	17
Gannon	0-0	0-0	0	0	0	0	0	0	0	1
Henry	0-0	0-0	0	1	0	0	0	0	0	1
Totals	29-66	14-15	26	23	72	17	11	1	7	200
FG%:	.439	FT%:	.933							

Louisville -- 80

Name	FG	FT	RB	PF	TP	A	TO	BK	S	MIN
Brown	1-3	0-2	5	4	2	2	4	0	0	29
Smith	3-7	7-8	8	2	13	2	1	0	0	37
McCray	5-7	4-4	9	2	14	3	2	2	2	37
Eaves	2-4	4-5	4	1	8	1	1	0	0	22
Griffith	14-21	6-8	5	1	34	6	4	2	3	36
Wright	1-2	0-0	3	1	2	1	1	0	0	15
Burkman	2-3	3-4	2	3	7	0	5	0	1	22
Branch	0-0	0-0	0	0	0	0	0	0	0	2
Deuser	0-0	0-0	0	0	0	0	0	0	0	1
Cleveland	0-0	0-0	0	0	0	0	0	0	0	1
Pulliam	0-0	0-0	0	0	0	0	0	0	0	1
Totals	28-47	24-31	36	14	80	15	18	4	6	200
FG%:	.596	FT%:	.774							

SCORE BY PERIODS

Iowa	29	43	72
Louisville	34	46	80

ATTENDANCE: 16,637

**PURDUE 75, IOWA 58 (Final Four Consolation Game)**

March 24, 1980, Indianapolis, IN

Iowa -- 58

Name	FG	FT	RB	PF	TP	A	TO	BK	S	MIN
Brookins	2-6	0-1	6	5	4	2	2	1	0	20
Waite	3-5	2-5	7	4	8	1	3	1	1	27
Krafcsisin	2-8	2-2	6	5	6	1	3	0	1	24
Arnold	8-14	3-5	2	2	19	3	6	0	1	40
Boyle	3-8	3-4	7	4	9	2	3	0	1	36
Hansen	4-13	2-2	4	4	10	3	2	0	1	30
Gannon	1-8	0-0	3	0	2	0	0	0	0	15
Heller	0-2	0-0	1	1	0	0	0	0	0	4
Henry	0-1	0-0	1	1	0	0	1	1	0	4
Grogan	0-0	0-0	0	0	0	0	0	0	0	1
Arens	0-0	0-0	0	0	0	0	0	0	0	1
Darsee	0-0	0-0	0	0	0	0	0	0	0	1
Team			3							
Totals	23-65	12-19	40	26	58	12	20	3	5	200
	FG%:	.354	FT%:	.632						

Purdue -- 75

Name	FG	FT	RB	PF	TP	A	TO	BK	S	MIN
Morris	3-3	1-1	1	3	7	3	5	0	1	22
Hallman	4-9	0-3	3	3	8	2	2	0	2	35
Carroll	14-17	7-11	12	3	35	2	7	4	0	37
Edmonson	6-11	5-8	4	2	17	3	4	2	1	35
Walker	0-1	0-0	5	3	0	4	5	0	2	20
Stallings	1-3	2-2	1	1	4	3	0	0	1	12
Walker	1-3	2-3	4	2	4	4	0	0	1	26
Barnes	0-2	0-0	1	0	0	0	0	0	0	5
Others	0-2	0-0	1	3	0	1	0	0	0	8
Team			4							
Totals	29-49	17-28	36	20	75	22	23	6	8	200
	FG%:	.592	FT%:	.607						

SCORE BY PERIODS

Iowa	27	31	58
Purdue	32	43	75

ATTENDANCE: 16,637

WICHITA STATE 60, IOWA 56 (2nd Round)

March 15, 1981, Wichita, KS

Iowa -- 56

Name	FG	FT	RB	PF	TP	A	TO	BK	S	MIN
Brookins	6-8	4-6	3	3	16	3	2	0	2	35
Waite	2-4	1-1	3	4	3	0	2	0	0	19
Krafcsisin	6-13	1-3	7	5	13	0	1	0	2	24
Arnold	5-10	2-2	1	0	12	2	3	0	0	35
Boyle	2-10	0-0	1	5	4	3	3	0	4	35
Carfino	0-1	0-0	1	1	0	0	0	0	0	10
Johnson	1-2	0-0	1	0	2	0	0	0	0	4
Hansen	1-1	0-0	2	2	2	2	3	0	0	14
Gannon	1-5	0-0	6	3	2	0	1	0	1	24
Team			1							
Totals	24-54	8-12	26	23	56	10	15	0	10	200
	FG%:	.444	FT%:	.667						

Wichita State -- 60

Name	FG	FT	RB	PF	TP	A	TO	BK	S	MIN
Carr	6-15	8-10	12	3	20	1	3	5	3	39
Jackson	2-5	0-0	3	4	4	2	4	0	1	35
Levingston	10-18	5-8	16	2	25	1	5	0	0	39
Smithson	1-2	4-6	2	3	6	5	2	0	1	40
Martin	2-4	0-0	1	3	4	1	2	0	0	11
Gibbs	0-2	0-0	1	2	0	2	2	0	0	12
Jones	0-1	1-2	2	1	1	0	2	0	0	9
Papke	0-2	0-0	0	2	0	1	0	0	0	14
Denny	0-0	0-0	0	0	0	0	0	0	0	1
Team			2							
Totals	21-49	18-26	39	20	60	13	20	5	5	200
	FG%:	.428	FT%:	.692						

SCORE BY PERIODS

Iowa	36	20	56
Wichita State	25	35	60

ATTENDANCE: 10,666

IOWA 70, NORTHEAST LOUISIANA 63 (1st Round)

March 12, 1982, Pullman, WA

Iowa -- 70

Name	FG	FT	RB	PF	TP	A	TO	BK	S	MIN
Boyle	4-8	3-3	6	5	11	2	0	1	0	32
Payne	0-6	1-4	14	4	1	0	4	1	0	30
Stokes	5-10	1-2	6	3	11	0	3	3	1	21
Hansen	7-14	5-5	4	4	19	2	7	1	2	31
Arnold	5-9	4-4	4	3	14	1	2	0	0	39
Carfino	4-5	4-4	0	2	12	5	2	0	1	31
Anderson	0-0	0-0	0	0	0	0	0	0	0	1
Gannon	1-5	0-0	2	1	2	2	1	0	0	15
Team			5							
Totals	26-57	18-22	41	22	70	12	19	6	4	200
	FG%:	.456	FT%:	.818						

Northeast Louisiana -- 63

Name	FG	FT	RB	PF	TP	A	TO	BK	S	MIN
Wilson	6-15	6-8	10	3	18	1	2	0	1	37
Martin	6-15	4-5	11	1	16	0	4	0	0	40
Morris	5-16	5-6	7	4	15	0	4	0	1	40
Butler	5-10	0-0	2	3	10	0	2	0	0	36
Richard	2-6	0-0	0	5	4	1	3	0	0	32
Douglas	0-2	0-0	0	0	0	1	0	0	0	5
Dean	0-1	0-1	1	1	0	0	1	0	0	7
Williams	0-0	0-0	1	1	0	0	0	0	0	3
Totals	24-65	15-20	38	18	63	3	16	0	2	200
	FG%:	.369	FT%:	.750						

SCORE BY PERIODS

Iowa	28	42	70
NE Louisiana	29	34	63

ATTENDANCE: 9,420

IDAHO 69, IOWA 67 -- OT (2nd Round)

March 14, 1982, Pullman, WA

Iowa -- 67

Name	FG	FT	RB	PF	TP	A	TO	BK	S	MIN
Hansen	5-12	1-2	4	3	11	1	2	0	0	44
Boyle	5-7	0-0	2	5	10	1	2	0	1	33
Payne	4-11	1-2	7	5	9	4	2	2	0	28
Carfino	4-6	0-0	4	5	8	3	2	0	0	25
Arnold	3-8	2-2	2	3	8	5	1	0	0	45
Berkenpas	1-2	0-0	0	0	2	0	1	0	0	4
Dennard	2-4	2-3	2	1	6	0	0	0	0	11
Anderson	2-4	1-3	2	0	5	1	0	0	0	22
Stokes	2-3	4-7	2	5	8	0	0	0	1	13
Team			9							
Totals	28-57	11-19	34	27	67	15	10	2	2	225
	FG%:	.491	FT%:	.579						

Idaho -- 69

Name	FG	FT	RB	PF	TP	A	TO	BK	S	MIN
Herbert	1-6	2-2	3	3	4	1	3	0	0	45
Hopson	7-12	7-10	9	3	21	1	2	1	0	45
Smith	7-10	2-3	8	5	16	1	2	1	0	34
Kellerman	5-9	4-6	2	4	14	2	2	0	1	45
Owens	0-5	12-12	1	2	12	4	5	0	0	45
Prigge	0-2	2-2	0	1	2	0	0	0	0	11
Team			9							
Totals	20-44	29-35	33	18	69	9	14	2	1	225
	FG%:	.455	FT%:	.829						

SCORE BY PERIODS

Iowa	23	34	10	67
Idaho	33	24	12	69

ATTENDANCE: 12,340



IOWA 64, UTAH STATE 59 (1st Round)

March 18, 1983, Louisville, KY

Iowa -- 64

Name	FG	FT	RB	PF	TP	A	TO	BK	S	MIN
Payne	2-9	2-2	10	5	6	1	3	2	1	35
Gannon	2-4	5-8	7	1	9	0	0	0	0	39
Stokes	7-12	3-4	9	4	17	0	3	1	1	31
Carfino	1-5	3-6	0	3	5	3	2	0	5	34
Hansen	8-20	8-8	7	3	24	0	1	0	0	38
Anderson	0-1	3-4	1	0	3	1	0	0	0	10
Banks	0-1	0-0	1	3	0	4	0	0	0	9
Berkenpas	0-2	0-0	0	0	0	1	0	0	0	2
Dennard	0-1	0-0	0	1	0	0	0	0	0	2
Team			1							
Totals	20-55	24-32	36	20	64	10	9	3	7	200
FG%:	.364	FT%:	.750							

Utah State -- 59

Name	FG	FT	RB	PF	TP	A	TO	BK	S	MIN
McCullough	4-8	4-4	7	4	12	3	4	0	0	33
Ence	3-6	2-3	5	4	8	3	1	0	1	35
Grant	7-15	3-5	10	2	17	3	3	3	0	37
Washington	2-4	0-0	0	5	4	0	5	0	0	27
McMullin	2-6	0-2	4	3	4	1	1	0	0	35
Harries	1-3	0-0	1	2	2	0	3	1	0	9
Peterson	3-3	0-0	2	2	6	0	1	0	0	11
Rotta	1-2	4-5	1	2	6	0	0	0	0	13
Team			2							
Totals	23-47	13-19	32	24	59	10	18	4	1	200
FG%:	.489	FT%:	.684							

SCORE BY PERIODS

Iowa	30	34	64
Utah State	37	22	59

ATTENDANCE: 12,745

IOWA 77, MISSOURI 63 (2nd Round)

March 20, 1983, Louisville, KY

Iowa -- 77

Name	FG	FT	RB	PF	TP	A	TO	BK	S	MIN
Payne	7-12	5-6	7	3	19	1	1	1	2	39
Gannon	4-6	3-5	9	2	11	4	1	0	1	38
Stokes	7-11	8-10	6	2	22	2	1	3	0	39
Carfino	3-4	2-3	5	3	8	2	2	0	2	36
Hansen	4-12	7-8	6	3	15	3	5	0	0	37
Banks	1-1	0-1	1	1	2	1	0	0	0	7
Anderson	0-0	0-0	0	0	0	0	0	0	1	1
King	0-0	0-0	0	0	0	0	0	0	0	1
Dennard	0-0	0-0	1	0	0	0	0	0	0	1
Lohaus	0-0	0-0	0	0	0	0	0	0	0	1
Team			1							
Totals	26-46	25-33	36	14	77	13	10	4	6	200
FG%:	.565	FT%:	.758							

Missouri -- 63

Name	FG	FT	RB	PF	TP	A	TO	BK	S	MIN
Cavener	4-9	1-2	10	4	9	1	4	0	1	37
Jones	2-4	2-2	5	4	6	2	0	0	0	24
Stipanovich	3-11	0-0	8	5	6	1	2	1	1	33
Bridges	5-7	0-1	2	4	10	2	2	0	0	35
Sundvold	14-24	1-2	1	3	29	2	2	0	0	39
Dressler	0-4	0-0	1	2	0	2	0	0	1	18
Walker	0-0	0-0	0	0	0	0	0	0	0	1
Moody	0-2	0-2	0	3	0	1	0	0	0	10
Roundtree	0-0	0-0	0	0	0	0	0	0	0	1
Laurie	1-1	1-2	0	0	3	0	0	0	0	1
Musser	0-0	0-0	1	0	0	0	0	0	0	1
Totals	29-62	5-11	28	25	63	11	10	1	3	200
FG%:	.468	FT%:	.455							

SCORE BY PERIODS

Iowa	32	45	77
Missouri	20	43	63

ATTENDANCE: 14,105

VILLANOVA 55, IOWA 54 (Sweet 16)

March 25, 1983, Kansas City, MO

Iowa -- 54

Name	FG	FT	RB	PF	TP	A	TO	BK	S	MIN
Payne	1-6	1-2	2	5	3	1	2	0	0	24
Gannon	2-5	0-0	1	3	4	0	1	0	2	30
Stokes	10-15	2-4	11	3	22	1	3	1	2	39
Carfino	1-7	0-0	5	3	2	5	1	0	4	39
Hansen	9-15	3-4	8	2	21	3	2	0	0	40
Banks	1-4	0-1	2	0	2	0	1	1	1	23
Anderson	0-1	0-0	0-0	0	0	1	0	0	0	5
Team			1							
Totals	24-53	6-11	30	16	54	10	10	2	9	200
FG%:	.463	FT%:	.545							

Villanova -- 55

Name	FG	FT	RB	PF	TP	A	TO	BK	S	MIN
Pressley	1-5	0-0	3	0	2	3	1	1	1	24
Pickney	2-6	4-4	11	4	8	3	1	1	2	38
Pinone	6-12	6-6	9	4	18	1	3	1	1	39
Gringer	5-9	1-4	1	1	11	4	4	0	1	39
McClain	5-9	0-0	1	3	10	1	3	0	1	30
McLain	0-1	2-2	0	2	2	0	1	0	0	9
Hulquin	2-2	0-0	1	4	4	1	0	0	0	11
Dobbs	0-0	0-0	0	0	0	0	0	0	0	1
Team			1							
Totals	21-44	13-16	27	18	55	13	13	3	6	200
FG%:	.477	FT%:	.813							

SCORE BY PERIODS

Iowa	24	30	54
Villanova	24	31	55

ATTENDANCE: 17,036

ARKANSAS 63, IOWA 54 (1st Round)

March 14, 1985, Salt Lake City, UT

Iowa -- 54

Name	FG	FT	RB	PF	TP	A	TO	BK	S	MIN
Payne	1-4	0-0	4	2	2	1	2	1	3	33
Lorenzen	1-3	0-2	3	3	2	0	2	0	1	21
Stokes	6-12	2-2	8	5	14	2	5	0	0	32
Banks	3-8	0-1	5	3	6	6	3	0	2	35
Berkenpas	8-17	0-0	2	3	16	2	0	0	4	31
Wright	5-7	4-7	5	3	14	2	3	0	1	25
Reaves	0-2	0-0	0	1	0	1	0	0	1	8
Jones	0-1	0-2	1	2	0	1	0	0	0	3
Moe	0-2	0-0	0	0	0	2	0	0	0	7
Morgan	0-1	0-0	0	0	0	0	1	0	0	1
Snedeker	0-0	0-0	1	1	0	0	0	0	0	3
Hill	0-0	0-0	0	1	0	1	0	0	0	1
Team			4							
Totals	24-57	6-15	33	24	54	18	16	1	12	200
FG%:	.421	FT%:	.400							

Arkansas -- 63

Name	FG	FT	RB	PF	TP	A	TO	BK	S	MIN
Mills	2-6	6-8	3	4	10	5	7	0	1	27
Balentine	6-7	2-2	8	4	14	3	1	0	3	39
Kleine	10-17	5-8	14	3	25	0	3	0	2	38
Hutchinson	0-3	4-7	3	3	4	5	3	0	2	30
Freeman	3-5	0-0	4	0	6	2	2	0	1	28
Rehl	1-2	0-0	0	2	2	1	0	0	0	6
Irvin	1-6	0-0	1	0	2	0	0	0	0	14
Moore	0-0	0-0	1	0	0	0	0	0	0	9
Lang	0-0	0-2	0	2	0	0	1	1	0	8
Poerschke	0-0	0-0	0	0	0	0	0	0	1	1
Team			5							
Totals	23-46	17-27	39	18	63	16	17	1	10	200
FG%:	.500	FT%:	.629							

SCORE BY PERIODS

Iowa	33	21	54
Arkansas	26	37	63

ATTENDANCE: 6,928



N.C. STATE 66, IOWA 64 (1st Round)

March 14, 1986, Minneapolis, MN

Iowa -- 64

Name	FG	FT	RB	PF	TP	A	TO	BK	S	MIN
Wright	5-8	5-5	7	5	15	1	2	0	1	33
Marble	5-11	5-12	5	3	15	1	1	1	1	36
Lorenzen	3-5	2-4	5	5	8	0	0	0	0	25
Jones	3-7	2-2	1	1	8	1	1	0	1	30
Banks	8-13	0-0	4	2	16	0	1	0	2	40
Moe	1-3	0-1	0	1	2	1	1	0	0	14
Horton	0-0	0-2	1	4	0	0	0	0	1	10
Lohaus	0-1	0-0	1	0	0	0	1	0	0	11
Others	0-0	0-0	0	0	0	0	0	0	0	2
Team			7							
Totals	25-48	14-26	31	21	64	4	7	1	6	200
	FG%:	.520	FT%:	.538						

North Carolina State -- 66

Name	FG	FT	RB	PF	TP	A	TO	BK	S	MIN
Bolton	5-7	3-4	6	5	13	2	0	0	0	33
Shackleford	5-10	0-3	8	3	10	0	0	0	1	35
Washburn	8-20	2-7	9	2	18	2	2	0	1	34
McMillan	5-10	5-6	6	4	15	3	4	0	1	40
Myers	2-8	0-0	2	3	4	0	2	0	1	36
Brown	1-2	0-0	2	0	2	0	0	0	0	10
Others	2-4	0-1	2	2	4	1	0	0	1	12
Team			7							
Totals	28-61	10-21	42	19	66	8	8	0	5	200
	FG%:	.459	FT%:	.476						

SCORE BY PERIODS

Iowa	39	25	64
NC State	36	30	66

ATTENDANCE: 27,444

IOWA 99, SANTA CLARA 76 (1st Round)

March 13, 1987, Tucson, AZ

Iowa -- 99

Name	FG	3-PT	FT	RB	PF	TP	A	TO	BK	S	MN
Wright	1-4	0-0	2-4	3	3	4	0	2	0	1	18
Marble	8-10	0-2	0-0	7	1	16	2	2	1	2	22
Lohaus	2-4	0-1	2-2	1	0	6	1	1	0	0	18
Armstrong	1-3	0-1	0-0	1	1	2	4	1	0	2	18
Gamble	8-8	0-0	2-2	1	2	18	1	0	0	2	18
Moe	3-5	2-3	4-4	4	3	12	1	2	0	0	17
Horton	4-7	0-0	3-4	2	2	11	1	1	0	1	14
Jones	0-4	0-0	4-6	5	2	4	1	1	0	2	15
Lorenzen	4-6	0-1	0-0	4	3	8	1	1	0	1	16
Reaves	2-2	0-0	5-6	3	1	9	0	4	0	1	14
Hill	0-2	0-0	1-2	4	1	1	1	2	0	0	9
Morgan	2-4	0-0	0-0	3	2	4	0	2	0	1	11
Jepsen	1-2	0-0	0-1	3	3	2	0	1	0	0	5
Jewell	1-2	0-0	0-0	0	0	2	1	0	0	0	5
Team				2							
Totals	37-63	2-8	23-31	43	24	99	14	20	1	13	200
	FG%:	.587	3-PT%:	.250	FT%:	.742					

Santa Clara -- 76

Name	FG	3-PT	FT	RB	PF	TP	A	TO	BK	S	MN
Gordon	9-14	0-0	6-6	6	3	24	0	3	0	0	37
Moody	0-5	0-2	1-2	2	4	1	1	3	0	0	17
Weiss	2-4	0-0	5-7	2	2	9	1	1	0	0	28
Appiah	1-6	0-0	2-3	2	4	4	2	2	0	0	24
Lane	6-11	2-2	4-4	1	4	18	3	3	0	4	33
Horvath	1-1	0-0	0-0	1	1	2	0	3	0	1	17
Burley	4-12	3-9	0-0	0	3	11	2	4	0	0	20
McPherson	0-2	0-0	0-0	3	1	0	0	1	1	0	13
Others	2-2	1-1	2-4	3	1	7	0	1	0	0	11
Team				3							
Totals	25-57	6-14	20-26	23	23	76	9	21	1	5	200
	FG%:	.439	3-PT%:	.429	FT%:	.769					

SCORE BY PERIODS

Iowa	51	48	99
Santa Clara	22	54	76

ATTENDANCE: 13,214

IOWA 84, UTEP 82 (2nd Round)

March 15, 1987, Tucson, AZ

Iowa -- 84

Name	FG	3-PT	FT	RB	PF	TP	A	TO	BK	S	MN
Marble	9-14	0-1	10-11	7	1	28	3	4	1	1	36
Gamble	6-9	0-1	2-3	4	3	14	2	3	0	1	32
Lohaus	2-7	2-4	1-2	5	0	7	2	2	1	1	30
Armstrong	5-8	3-4	3-4	2	0	16	1	3	0	0	29
Wright	2-3	0-0	3-5	4	1	7	1	4	1	0	20
Jones	0-0	0-0	0-0	3	0	0	0	2	0	0	7
Moe	2-4	1-3	0-0	0	1	5	1	1	0	0	12
Horton	1-4	0-0	1-2	6	5	3	1	1	0	0	20
Lorenzen	2-2	0-0	0-2	2	1	4	3	0	0	0	10
Reaves	0-0	0-0	0-0	0	0	0	1	0	0	0	4
Team				4							
Totals	29-51	6-13	20-29	37	12	84	15	20	3	3	200
	FG%:	.569	3-PT%:	.462	FT%:	.690					

Texas-El Paso -- 82

Name	FG	3-PT	FT	RB	PF	TP	A	TO	BK	S	MN
Sandle	4-6	0-1	0-0	4	5	8	1	0	0	1	24
Gates	4-13	1-4	1-2	3	4	10	1	1	0	1	31
Richmond	6-11	0-0	6-7	5	2	18	0	1	1	2	29
Hardaway	5-7	1-1	0-0	2	3	11	6	0	1	2	29
Jackson	7-17	2-5	0-1	1	2	16	3	2	0	5	30
Blocker	4-12	1-2	0-2	2	3	9	4	2	0	1	23
Campbell	5-9	0-0	0-0	5	2	10	1	3	0	0	25
Stallworth	0-0	0-0	0-0	0	2	0	0	1	0	1	7
Davis	0-1	0-0	0-0	1	0	0	0	1	0	0	2
Team				5							
Totals	35-76	5-13	7-12	28	23	82	16	11	2	13	200
	FG%:	.461	3-PT%:	.385	FT%:	.583					

SCORE BY PERIOD

Iowa	38	46	84
Texas-El Paso	42	40	82

ATTENDANCE: 13,214

IOWA 93, OKLAHOMA 91 -- OT (Sweet 16)

March 20, 1987, Seattle, WA

Iowa -- 93

Name	FG	3-PT	FT	RB	PF	TP	A	TO	BK	S	MN
Marble	4-13	0-0	3-5	7	2	11	2	5	0	0	43
Lohaus	4-8	1-2	0-0	5	2	9	3	1	1	1	33
Wright	4-9	0-0	2-2	5	5	10	1	0	1	0	26
Armstrong	4-8	2-4	6-6	3	1	16	10	2	0	1	38
Gamble	11-13	2-2	2-6	3	1	26	4	1	1	2	31
Jones	0-0	0-0	0-0	0	1	0	0	0	0	0	1
Moe	2-8	0-3	1-2	3	1	5	0	1	0	0	18
Horton	2-5	0-0	2-2	4	4	6	1	3	0	2	19
Lorenzen	3-5	0-0	4-4	5	3	10	0	2	0	0	10
Reaves	0-0	0-0	0-0	1	0	0	0	0	0	0	6
Team				6							
Totals	34-69	5-11	20-27	42	20	93	21	15	3	6	225
	FG%:	.493	3-PT%:	.455	FT%:	.741					

Oklahoma -- 91

Name	FG	3-PT	FT	RB	PF	TP	A	TO	BK	S	MN
Kennedy	8-16	0-0	0-1	3	4	16	4	2	0	1	40
Johnson	8-12	0-0	4-8	12	3	20	0	4	0	1	36
Grant	6-12	0-0	3-3	7	4	15	1	2	3	0	36
Grace	2-4	0-2	2-2	0	4	6	8	1	0	7	26
McCalister	9-18	7-11	1-5	6	2	26	3	3	0	4	45
King	1-4	0-0	0-1	2	2	2	0	0	2	1	13
Watson	0-0	0-0	0-0	0	1	0	0	0	0	0	4
Sieger	2-6	0-1	2-4	3	1	6	5	1	0	0	25
Team				7							
Totals	36-72	7-14	12-24	40	21	91	21	13	5	14	225
	FG%:	.500	3-PT%:	.500	FT%:	.500					

SCORE BY PERIODS

Iowa	40	45	8	93
Oklahoma	41	44	6	91

ATTENDANCE: 22,914

**UNLV 84, IOWA 81 (Elite Eight)**

March 22, 1987, Seattle, WA

Iowa -- 81

Name	FG	3-PT	FT	RB	PF	TP	A	TO	BK	S	MN
Marble	3-11	0-1	3-7	6	3	9	5	4	0	1	35
Lohaus	4-6	0-1	4-5	7	2	12	1	2	0	1	29
Wright	3-5	0-0	2-4	3	3	8	4	2	0	2	26
Armstrong	6-12	0-1	6-7	2	1	18	2	1	0	1	32
Gamble	7-11	1-2	3-3	3	4	18	2	4	0	1	27
Reaves	2-2	0-0	0-0	1	1	4	1	2	0	1	8
Jones	0-0	0-0	0-0	0	0	0	0	0	0	0	2
Moe	1-2	1-1	1-2	1	3	4	0	1	0	0	16
Horton	4-5	0-0	0-1	4	2	8	1	1	0	0	14
Lorenzen	0-0	0-0	0-0	1	3	0	2	1	0	0	11
Team				5							
Totals	30-54	2-6	19-29	33	22	81	18	18	0	7	200
	FG%:	.556	3-PT%:	.333			3-PT%:	.655			

Nevada-Las Vegas -- 84

Name	FG	3-PT	FT	RB	PF	TP	A	TO	BK	S	MN
Paddio	7-16	4-11	2-2	4	3	20	2	2	0	0	29
Gilliam	11-16	0-0	5-6	10	4	27	0	2	2	2	38
Basnight	3-3	0-0	1-2	2	4	7	0	1	0	1	25
Wade	1-2	1-1	0-0	4	4	3	12	4	0	2	35
Banks	5-20	4-13	3-5	3	1	17	5	1	0	0	37
Robinson	0-0	0-0	0-0	0	0	0	0	0	1	1	4
West	0-0	0-0	0-0	0	1	0	0	0	0	0	1
Graham	3-10	2-5	2-2	1	4	10	2	2	0	0	14
Hudson	0-1	0-0	0-0	6	3	0	1	1	0	0	15
Willard	0-0	0-0	0-0	1	2	0	0	1	0	0	2
Team				2							
Totals	30-68	11-30	13-17	33	26	84	22	15	3	6	200
	FG%:	.441	3-PT%:	.367			FT%:	.765			

SCORE BY PERIODS

Iowa	58	23	81
UNLV	42	42	84

ATTENDANCE: 27,914

IOWA 102, FLORIDA STATE 98 (1st Round)

March 18, 1988, Los Angeles, CA

Iowa -- 102

Name	FG	3-PT	FT	RB	PF	TP	A	TO	BK	S	MN
Hill	4-5	0-0	2-3	8	2	10	2	2	0	0	26
Marble	3-6	0-0	8-10	7	4	14	1	1	0	0	27
Horton	6-7	0-0	2-4	6	4	14	2	2	0	0	32
Armstrong	8-14	3-6	16-20	0	1	35	3	2	0	1	33
Moe	4-7	2-5	3-4	2	1	13	0	1	0	1	27
Reaves	2-5	1-3	0-0	0	0	5	1	0	0	0	20
Jones	5-8	0-0	1-2	3	2	11	2	1	0	2	22
Morgan	0-1	0-0	0-0	0	0	0	3	0	0	0	13
Team				1							
Totals	32-53	6-14	32-43	27	14	102	14	9	0	4	200
	FG%:	.604	3-PT%:	.429			FT%:	.744			

Florida State -- 98

Name	FG	3-PT	FT	RB	PF	TP	A	TO	BK	S	MN
Johnson	4-5	3-3	1-1	0	3	12	3	0	0	1	26
Dawson	13-21	0-0	4-5	4	5	30	1	2	0	2	35
Hunter	2-6	0-0	0-0	9	3	4	1	1	0	0	25
Mayes	7-14	2-7	1-2	3	5	17	2	1	0	0	30
McCloud	8-19	5-13	0-1	3	5	21	0	2	0	0	35
Polite	1-3	0-0	2-2	4	1	4	0	2	0	0	16
Fitchett	1-2	1-2	0-0	3	1	3	1	1	0	0	10
Boyd	3-4	1-1	0-0	2	4	7	2	1	0	0	11
Mitchell	0-1	0-0	0-0	1	5	0	0	3	0	0	10
White	0-0	0-0	0-0	0	0	0	0	0	0	0	2
Team				7							
Totals	39-75	12-26	8-11	36	32	98	10	13	0	3	200
	FG%:	.520	3-PT%:	.462			FT%:	.727			

SCORE BY PERIODS

Iowa	51	51	102
Florida State	46	52	98

ATTENDANCE: 12,591

IOWA 104, UNLV 86 (2nd Round)

March 20, 1988, Los Angeles, CA

Iowa -- 104

Name	FG	3-PT	FT	RB	PF	TP	A	TO	BK	S	MN
Jones	5-10	0-0	2-2	6	2	12	2	2	0	3	28
Marble	7-12	0-0	8-10	5	0	22	3	1	0	3	30
Horton	10-16	0-0	4-11	9	3	24	0	2	2	0	32
Moe	7-10	3-6	7-9	1	1	24	5	1	0	1	25
Armstrong	2-7	0-3	5-6	2	2	9	7	3	0	2	33
Reaves	0-1	0-1	2-4	5	1	2	2	4	0	1	20
Hill	3-3	0-0	2-2	3	3	8	0	2	0	1	15
Morgan	1-3	0-0	1-2	1	0	3	0	1	0	0	10
Jepsen	0-0	0-0	0-0	0	0	0	0	0	1	0	2
Jewell	0-0	0-0	0-0	0	1	0	0	0	0	0	3
Westen	0-0	0-0	0-0	0	0	0	0	0	0	0	2
Team				2							
Totals	35-62	3-10	31-46	34	13	104	19	16	3	11	200
	FG%:	.565	3-PT%:	.300			FT%:	.674			

Nevada-Las Vegas -- 86

Name	FG	3-PT	FT	RB	PF	TP	A	TO	BK	S	MN
Basnight	1-1	0-0	0-0	6	5	2	0	4	0	0	15
Paddio	12-26	8-19	2-2	6	3	34	2	0	0	1	38
Todd	0-1	0-0	0-0	3	2	0	0	3	0	0	14
Augmon	5-6	0-0	0-1	10	4	10	4	5	0	2	37
James	8-19	1-5	4-4	2	4	21	4	6	0	2	31
Robinson	2-4	0-0	0-0	4	5	4	0	2	1	0	24
Rossum	4-10	1-3	2-2	2	2	11	1	0	0	0	24
Cvijanovich	2-4	0-2	0-1	1	3	4	0	1	0	1	14
Willard	0-6	0-0	0-0	3	0	0	0	0	1	0	3
Team				4							
Totals	34-77	10-29	8-10	41	28	86	11	23	2	6	200
	FG%:	.442	3-PT%:	.345			FT%:	.800			

SCORE BY PERIODS

Iowa	51	53	104
UNLV	39	47	86

ATTENDANCE: 12,591

ARIZONA 99, IOWA 79 (Sweet 16)

March 25, 1988, Seattle, WA

Iowa -- 79

Name	FG	3-PT	FT	RB	PF	TP	A	TO	BK	S	MN
Jones	4-6	0-1	4-6	6	3	12	3	0	0	1	31
Marble	6-15	0-1	2-3	5	3	14	2	1	0	1	36
Horton	2-5	0-0	0-0	3	5	4	0	2	0	1	22
Moe	4-9	3-8	0-0	1	3	11	1	4	0	1	26
Armstrong	11-21	3-7	2-3	1	1	27	7	5	0	3	34
Hill	4-5	0-0	1-2	7	5	9	0	3	0	0	23
Reaves	1-6	0-3	0-0	3	1	2	1	2	0	1	20
Jewell	0-0	0-0	0-0	2	1	0	0	0	0	0	2
Jepsen	0-0	0-0	0-0	0	0	0	0	0	0	0	2
Morgan	0-0	0-0	0-0	0	1	0	0	0	0	0	4
Team				2							
Totals	32-67	6-20	9-14	30	23	79	14	17	0	8	200
	FG%:	.478	3-PT%:	.300			FT%:	.643			

Arizona -- 99

Name	FG	3-PT	FT	RB	PF	TP	A	TO	BK	S	MN
Elliott	11-18	1-5	2-2	3	3	25	8	4	0	2	39
Cook	8-12	0-0	3-3	6	2	19	0	1	1	0	31
Tolbert	7-13	0-0	3-4	9	2	17	1	4	0	3	36
Kerr	5-11	5-10	2-3	4	2	17	8	0	0	1	39
McMillan	2-6	2-5	2-2	2	3	8	4	0	0	1	22
Lofton	2-3	1-2	1-2	0	1	6	1	1	0	3	11
Mason	2-3	2-2	0-1	1	0	6	0	1	0	0	8
Turner	0-0	0-0	1-2	1	3	1	0	0	0	0	7
Others	0-0	0-0	0-0	1	0	0	0	2	0	2	7
Team				5							
Totals	37-66	11-24	14-19	32	16	99	22	13	1	12	200
	FG%:	.561	3-PT%:	.458			FT%:	.737			

SCORE BY PERIODS

Iowa	34	45	79
Arizona	38	61	99

ATTENDANCE: 23,229



IOWA 87, RUTGERS 83 (1st Round)

March 17, 1989, Providence, RI

Iowa -- 87

Name	FG	3-PT	FT	RB	PF	TP	A	TO	BK	S	MN
Horton	3-7	0-0	1-3	5	4	7	2	3	0	3	31
Bullard	3-4	2-3	1-1	11	1	9	2	4	0	0	29
Jepsen	1-1	0-0	0-0	4	2	2	1	1	0	0	18
Armstrong	12-19	6-9	5-6	2	1	35	5	3	0	3	36
Marble	9-13	1-2	5-7	4	2	24	2	4	0	0	37
Moses	2-4	0-0	0-1	3	2	4	0	0	0	0	18
Lookingbill	1-1	0-0	0-0	2	1	2	0	1	0	1	11
Garner	2-3	0-0	0-1	0	3	4	6	4	0	0	16
Skinner	0-0	0-0	0-0	0	0	0	0	0	0	0	1
Team				1							
Totals	33-52	9-14	12-19	32	16	87	18	20	0	7	200
	FG%:	.635	3-PT%:	.643		FT%:	.632				

Rutgers -- 87

Name	FG	3-PT	FT	RB	PF	TP	A	TO	BK	S	MN
Ward	3-3	0-0	0-1	5	2	6	1	1	0	0	18
Salvage	8-18	4-9	6-6	4	3	26	2	3	0	0	34
Duckett	6-13	0-0	0-0	7	3	12	0	3	2	0	32
Dadlka	4-14	2-9	0-0	0	5	10	4	1	0	6	39
Carter	7-8	0-0	0-1	1	3	14	5	5	0	3	34
Perry	1-3	0-1	0-0	5	3	2	0	1	0	0	21
Everson	0-0	0-0	0-0	0	0	0	0	2	0	0	3
Dixon	1-2	0-0	1-2	1	0	3	1	0	0	0	7
Smith	0-1	0-0	0-0	0	0	0	0	0	0	0	2
McInnis	0-0	0-0	0-0	2	0	0	0	1	0	0	10
Team				2							
Totals	30-62	6-19	7-10	27	19	73	13	17	2	9	200
	FG%:	.484	3-PT%:	.316		FT%:	.700				

SCORE BY PERIODS

Iowa	45	42	87
Rutgers	39	34	73

ATTENDANCE: 12,106

N.C. STATE 102, IOWA 96 -- 2OT (2nd Round)

March 19, 1989, Providence, RI

Iowa -- 96

Name	FG	3-PT	FT	RB	PF	TP	A	TO	BK	S	MN
Horton	13-22	0-1	6-6	12	4	32	3	2	0	1	46
Bullard	2-9	0-3	4-4	4	1	8	4	2	0	0	34
Jepsen	2-3	0-0	0-0	3	2	4	0	0	0	0	21
Armstrong	7-13	2-4	4-4	3	3	20	5	1	1	1	46
Marble	10-23	2-5	2-3	7	3	24	3	2	1	2	44
Moses	0-4	0-0	0-0	1	3	0	0	1	0	0	11
Garner	0-0	0-0	2-2	2	2	2	5	3	0	0	31
Lookingbill	2-2	0-0	2-2	0	4	6	2	0	0	0	17
Team				3							
Totals	36-76	4-13	20-21	35	22	96	22	11	2	4	250
	FG%:	.474	3-PT%:	.308		FT%:	.952				

North Carolina State -- 102

Name	FG	3-PT	FT	RB	PF	TP	A	TO	BK	S	MN
Howard	8-12	0-0	0-0	6	3	16	2	3	2	2	45
Brown	5-7	1-1	3-6	4	5	14	0	1	1	0	43
Lester	4-7	0-0	2-2	9	4	10	1	1	7	1	43
Corchiani	5-8	2-2	4-6	3	4	16	10	3	1	1	49
Monroe	13-21	4-10	10-11	4	2	40	4	1	0	1	47
Weems	1-1	0-0	0-0	0	1	2	2	1	0	0	9
D'Amico	0-1	0-0	0-0	0	1	0	0	0	0	0	7
Hinnart	0-0	0-0	4-4	0	0	4	0	0	0	0	4
Lee	0-0	0-0	0-0	0	0	0	0	1	0	0	3
Team				1							
Totals	36-57	7-13	23-29	27	20	102	19	11	11	5	250
	FG%:	.632	3-PT%:	.538		FT%:	.793				

SCORE BY PERIODS

Iowa	41	34	8	13	96
NC State	31	34	8	19	102

ATTENDANCE: 12,106

IOWA 76, EAST TENNESSEE STATE 73 (1st Round)

March 14, 1991, Minneapolis, MN

Iowa -- 76

Name	FG	3-PT	FT	RB	PF	TP	A	TO	BK	S	MN
Davis	3-4	1-1	4-4	4	1	11	0	2	0	2	20
Street	0-3	0-0	2-4	7	2	2	3	2	0	5	23
Winters	3-4	0-0	0-0	6	2	6	1	6	1	0	20
Skinner	4-4	4-4	2-2	3	4	14	3	3	0	0	29
Moses	5-9	2-3	2-2	5	1	14	0	4	0	2	34
Earl	4-9	0-0	10-14	6	4	18	1	3	2	0	32
Smith	2-5	0-1	1-2	2	1	5	1	2	0	0	15
Barnes	3-10	0-1	0-0	3	0	6	1	0	0	2	22
Webb	0-0	0-0	0-0	1	0	0	0	0	0	0	5
Team				2							
Totals	24-48	7-10	21-28	39	15	76	10	22	3	11	200
	FG%:	.500	3-PT%:	.700		FT%:	.750				

East Tennessee State -- 73

Name	FG	3-PT	FT	RB	PF	TP	A	TO	BK	S	MN
English	11-17	0-0	3-3	10	3	25	0	3	0	3	36
Story	2-5	0-1	3-4	4	5	7	0	1	0	3	22
Jones	1-2	0-0	1-4	3	4	3	1	1	1	2	22
Jennings	4-13	3-8	0-0	4	3	11	13	0	0	2	37
Geer	3-7	1-4	0-1	1	1	7	0	1	0	1	22
Pelphrey	3-10	2-6	0-0	1	5	8	1	4	0	1	27
Silvers	2-4	0-0	0-0	0	0	4	1	2	0	1	10
West	3-7	2-6	0-0	1	1	8	1	1	0	1	20
Palmer	0-0	0-0	0-0	0	0	0	1	0	0	0	3
Hayes	0-0	0-0	0-0	0	0	0	0	0	0	0	1
Team				2							
Totals	29-65	8-25	7-12	26	22	73	18	13	1	14	200
	FG%:	.446	3-PT%:	.320		FT%:	.583				

SCORE BY PERIODS

Iowa	33	43	76
E. Tennessee St.	37	36	73

ATTENDANCE: 25,759

DUKE 85, IOWA 70 (2nd Round)

March 16, 1991, Minneapolis, MN

Iowa -- 70

Name	FG	3-PT	FT	RB	PF	TP	A	TO	BK	S	MN
Winters	1-3	0-0	0-1	4	2	2	1	0	0	0	18
Moses	10-14	3-4	0-0	0	5	23	0	2	0	1	23
Street	2-2	0-0	1-3	4	4	5	1	3	0	0	25
Davis	5-9	0-0	1-2	3	4	11	0	5	0	1	21
Skinner	1-5	1-5	4-5	0	4	7	3	4	0	0	25
Smith	0-6	0-1	1-2	2	0	1	6	3	0	2	19
Earl	6-9	0-0	3-5	6	4	15	1	2	4	2	32
Webb	0-0	0-0	2-2	0	1	2	0	0	0	0	6
Barnes	2-5	0-2	0-0	2	2	4	3	2	0	1	31
Team				8							
Totals	27-53	4-12	12-20	29	26	70	15	22	4	7	200
	FG%:	.509	3-PT%:	.333		FT%:	.600				

Duke -- 85

Name	FG	3-PT	FT	RB	PF	TP	A	TO	BK	S	MN
Koubek	4-8	1-4	0-0	3	2	9	1	2	0	0	16
Hill	6-11	0-0	2-3	9	2	14	3	3	0	6	30
Laettner	5-7	1-1	8-9	4	4	19	2	2	0	2	31
Hurley	1-6	0-5	2-2	2	3	4	8	1	0	1	35
Hill	6-10	0-0	5-7	5	3	17	0	2	1	0	26
McCaffrey	4-9	0-0	2-4	3	1	10	2	2	0	3	27
Lang	0-0	0-0	1-2	2	2	1	0	1	0	0	7
Davis	3-6	0-0	2-2	5	0	8	2	2	0	0	22
Palmer	1-1	0-0	0-0	0	1	2	0	0	0	0	2
Buckley	0-0	0-0	0-0	2	0	0	0	0	0	0	1
Clark	0-0	0-0	1-4	0	0	1	1	0	0	0	2
Ast	0-0	0-0	0-0	0	0	0	0	0	0	0	1
Totals	30-58	2-10	23-33	35	18	85	19	15	1	12	200
	FG%:	.517	3-PT%:	.200		FT%:	.697				

SCORE BY PERIODS

Iowa	29	41	70
Duke	44	41	85

ATTENDANCE: 28,114

**IOWA 98, TEXAS 92 (1st Round)**

March 19, 1992, Greensboro, NC

Iowa -- 98

Name	FG	3-PT	FT	RB	PF	TP	A	TO	BK	S	MN
Moses	10-20	0-6	2-4	16	0	22	7	3	0	0	32
Street	6-8	1-2	3-4	9	3	16	0	1	0	1	32
Earl	11-17	0-0	3-6	5	2	25	0	1	3	0	33
Smith	0-0	0-0	1-2	1	1	1	5	2	0	0	21
Barnes	7-15	2-6	5-6	1	1	21	5	3	0	1	30
Skinner	0-0	0-0	0-1	1	1	0	3	1	0	1	19
Winters	3-4	0-0	3-4	3	4	9	1	1	0	1	13
Lookingbill	2-2	0-0	0-0	2	1	4	1	0	0	0	19
Webb	0-0	0-0	0-0	0	0	0	0	0	0	0	1
Team				3				1			
Totals	39-56	3-14	17-27	41	13	98	22	13	3	4	200
FG%:	.591	3-PT%:	.214	FT%:	.630						

Texas -- 92

Name	FG	3-PT	FT	RB	PF	TP	A	TO	BK	S	MN
Williams	6-15	1-3	1-1	3	4	14	1	1	0	2	22
Cambridge	8-14	0-2	0-2	8	1	16	1	5	0	1	32
Burditt	1-2	0-0	0-0	8	3	2	2	0	0	0	39
Tyler	10-19	6-11	0-0	2	4	26	2	6	0	0	39
Rencher	9-20	5-11	3-3	5	5	26	6	1	0	2	34
Penders	0-0	0-0	0-0	0	2	0	0	0	0	0	1
Watson	1-2	1-2	0-0	0	1	3	3	0	0	0	13
Richardson	1-6	0-2	3-4	1	4	5	3	0	0	2	19
Houston	0-0	0-0	0-0	0	0	0	0	0	0	0	1
Team				8							
Totals	36-78	13-31	7-10	35	24	92	18	13	0	7	200
FG%:	.462	3-PT%:	.419	FT%:	.700						

SCORE BY PERIODS

Iowa	49	49	98
Texas	42	50	92

ATTENDANCE: 15,800

DUKE 75, IOWA 62 (2nd Round)

March 21, 1992, Greensboro, NC

Iowa -- 62

Name	FG	3-PT	FT	RB	PF	TP	A	TO	BK	S	MN
Moses	5-11	0-1	2-3	3	2	12	2	6	0	3	28
Street	3-3	0-0	1-2	1	5	7	1	0	1	1	19
Earl	8-17	0-0	3-4	12	4	19	0	6	8	3	37
Smith	0-3	0-0	0-0	0	2	0	3	4	0	1	18
Barnes	3-11	2-5	2-2	1	1	10	1	1	0	1	29
Skinner	1-3	1-2	2-2	0	2	5	4	1	0	1	22
Davis	2-4	0-0	0-0	2	0	4	1	0	0	0	9
Winters	0-3	0-1	0-2	5	5	0	2	3	1	2	20
Lookingbill	2-6	1-1	0-0	3	3	5	0	1	0	0	15
Webb	0-1	0-0	0-0	1	1	0	0	0	0	0	3
Team				5							
Totals	24-62	4-10	10-15	33	25	62	14	22	10	12	200
FG%:	.387	3-PT%:	.400	FT%:	.667						

Duke -- 75

Name	FG	3-PT	FT	RB	PF	TP	A	TO	BK	S	MN
Lang	1-3	0-0	0-0	8	3	2	0	3	1	0	23
Davis	6-16	2-6	7-10	10	1	21	0	1	1	2	30
Laettner	6-12	0-2	7-7	8	3	19	1	5	3	4	37
Hurley	4-9	1-4	3-4	4	3	12	9	5	0	1	37
Hill	2-8	0-2	6-8	5	2	10	2	2	0	0	31
Clark	0-0	0-0	0-0	1	3	0	0	1	0	0	2
Blakeney	0-0	0-0	0-0	0	0	0	0	0	0	0	1
Burt	0-1	0-0	0-0	0	0	0	0	0	0	0	1
Hill	3-8	0-0	5-6	4	3	11	0	2	0	1	31
Parks	0-0	0-0	0-0	0	0	0	0	1	3	0	7
Team				6							
Totals	22-57	3-14	28-35	46	18	75	12	20	8	8	200
FG%:	.386	3-PT%:	.214	FT%:	.800						

SCORE BY PERIODS

Iowa	24	38	62
Duke	48	27	75

ATTENDANCE: 15,800

IOWA 82, NORTHEAST LOUISIANA 69 (1st Round)

March 19, 1993, Nashville, TN

Iowa -- 82

Name	FG	3-PT	FT	RB	PF	TP	A	TO	BK	S	MN
Winters	6-8	0-0	0-2	8	3	12	1	5	1	1	23
Lookingbill	3-5	0-2	0-0	4	0	6	2	3	0	1	25
Earl	10-18	0-0	3-3	15	1	23	1	3	5	0	32
Smith	0-1	0-0	2-2	3	3	2	3	6	0	2	25
Barnes	5-13	0-0	5-5	8	0	15	2	0	0	0	30
Webb	1-1	0-0	0-0	0	1	2	0	2	0	0	7
Murray	4-5	0-0	2-2	3	1	10	1	2	1	1	20
Millard	2-2	0-0	0-1	1	1	4	0	3	0	0	13
Bartels	1-2	1-2	0-0	2	1	3	2	0	0	3	10
Glasper	1-1	1-1	2-2	0	1	5	1	2	0	0	15
Team				1							
Totals	33-56	2-5	14-17	45	12	82	13	26	7	8	200
FG%:	.589	3-PT%:	.400	FT%:	.778						

Northeast Louisiana -- 69

Name	FG	3-PT	FT	RB	PF	TP	A	TO	BK	S	MN
Davis	2-10	0-6	0-0	3	3	4	2	0	0	1	32
Stephen	6-13	0-0	1-2	5	3	13	2	5	0	2	39
Stuart	10-20	0-1	0-1	5	0	20	2	1	0	2	38
Johnson	8-16	0-1	0-2	4	5	16	4	7	0	3	35
Brown	5-8	3-5	1-1	1	0	14	3	3	0	1	35
Smith	0-1	0-0	0-0	0	1	0	0	0	0	0	2
Redmond	0-2	0-1	0-0	0	4	0	0	1	0	1	14
Enloe	0-0	0-0	0-0	1	1	0	1	0	0	0	4
Murray	1-1	0-0	0-0	0	0	2	0	0	0	0	1
Team				4							
Totals	32-71	3-14	2-6	23	17	69	14	17	0	10	200
FG%:	.451	3-PT%:	.214	FT%:	.333						

SCORE BY PERIODS

Iowa	37	45	82
NE Louisiana	32	37	69

ATTENDANCE: 14,600

WAKE FOREST 84, IOWA 78 (2nd Round)

March 21, 1993, Nashville, TN

Iowa -- 78

Name	FG	3-PT	FT	RB	PF	TP	A	TO	BK	S	MN
Winters	2-2	0-0	2-3	2	4	6	2	1	0	1	20
Lookingbill	6-9	3-5	0-0	4	4	15	1	4	0	1	25
Earl	7-12	0-0	2-3	7	2	16	2	1	0	1	34
Smith	3-6	1-3	0-0	1	0	7	9	0	0	0	30
Barnes	4-9	3-6	4-4	2	2	15	3	0	0	0	33
Millard	1-2	0-1	0-0	0	1	2	1	1	0	1	15
Murray	3-8	1-3	4-4	2	1	11	2	1	0	0	27
Glasper	0-0	0-0	0-0	1	1	0	2	0	0	1	10
Webb	2-2	0-0	2-2	1	0	6	0	1	0	0	6
Totals	28-50	8-18	14-16	20	15	78	22	9	0	5	200
FG%:	.560	3-PT%:	.444	FT%:	.875						

Wake Forest -- 84

Name	FG	3-PT	FT	RB	PF	TP	A	TO	BK	S	MN
Owens	5-9	0-0	2-2	4	2	12	2	2	0	0	36
Rogers	12-17	2-5	7-11	10	1	33	0	2	0	2	38
Hicks	2-4	0-0	2-2	4	3	6	3	1	0	3	33
Harrison	1-5	1-4	0-0	1	1	3	4	3	0	0	23
Childress	8-11	5-7	4-4	1	0	25	6	2	0	2	36
Blucas	1-1	1-1	0-2	2	3	3	4	0	0	0	22
Banks	1-1	0-0	0-0	3	0	2	0	0	0	1	12
Team				1							
Totals	30-48	9-17	15-21	26	10	84	19	10	0	8	200
FG%:	.625	3-PT%:	.529	FT%:	.714						

SCORE BY PERIODS

Iowa	38	40	78
Wake Forest	37	47	84

ATTENDANCE: 14,600



IOWA 81, GEORGE WASHINGTON 79 (1st Round)

March 15, 1996, Tempe, AZ

Iowa -- 81

Name	FG	3-PT	FT	RB	PF	TP	A	TO	BK	S	MN
Murray	5-6	0-0	4-6	7	0	14	5	3	0	2	29
Settles	8-17	1-1	4-6	15	4	21	0	4	0	1	31
Millard	7-10	4-6	2-2	9	3	20	1	2	2	1	32
Woolridge	4-12	0-0	3-5	3	3	11	7	6	0	0	30
Glasper	0-0	0-0	0-0	2	0	0	2	2	0	1	25
Robinson	0-0	0-0	0-0	0	0	0	0	0	0	0	3
Kingsbury	5-13	3-8	1-1	4	2	14	4	2	1	1	24
Koch	0-1	0-0	0-0	2	0	0	0	0	0	0	9
Bowen	0-1	0-0	1-2	0	2	1	0	2	1	0	13
Helmers	0-0	0-0	0-0	1	0	0	0	1	0	0	4
Team				4				1			
Totals	29-60	8-15	15-22	47	14	81	19	23	4	6	200
	FG%:	48.3	3-PT%:	.533		FT%:	.682				

George Washington -- 79

Name	FG	3-PT	FT	RB	PF	TP	A	TO	BK	S	MN
Brade	2-4	0-0	0-0	0	4	4	3	2	0	2	25
Jones	6-9	0-1	3-6	2	3	15	4	3	0	2	31
Koul	7-9	0-0	2-4	6	5	16	1	1	1	1	29
Rogers	6-13	1-5	1-2	4	3	14	10	3	0	2	40
Evans	8-17	6-11	2-6	3	2	24	1	2	0	2	38
Mescheriakov	3-10	0-0	0-1	7	3	6	3	1	0	2	29
Green	0-0	0-0	0-0	0	0	0	0	0	0	0	2
Williams	0-0	0-0	0-0	0	2	0	0	0	0	0	5
Team				3							
Totals	32-62	7-17	8-19	25	22	79	22	12	1	11	200
	FG%:	.516	3-PT%:	.412		FT%:	.421				

SCORE BY PERIODS

Iowa	37	44	81
Geo. Washington	36	43	79

ATTENDANCE: 12,462

ARIZONA 87, IOWA 73 (2nd Round)

March 17, 1996, Tempe, AZ

Iowa -- 73

Name	FG	3-PT	FT	RB	PF	TP	A	TO	BK	S	MN
Murray	2-9	0-1	2-2	5	3	6	2	1	0	0	30
Settles	6-15	0-3	1-3	12	4	13	1	5	0	2	32
Millard	6-11	2-3	0-0	6	2	14	0	1	1	3	32
Woolridge	6-17	0-1	0-0	3	3	12	7	5	0	0	36
Glasper	1-2	1-2	0-0	1	2	3	3	1	0	0	22
Bowen	1-2	0-0	0-2	1	3	2	0	1	0	1	15
Kingsbury	4-11	4-8	4-5	1	2	16	0	0	0	0	22
Koch	2-2	1-1	2-2	1	2	7	3	0	0	0	8
Helmers	0-0	0-0	0-0	1	0	0	0	0	0	0	3
Team				5							
Totals	28-69	8-19	9-14	36	21	73	16	14	1	6	200
	FG%:	.406	3-PT%:	.421		FT%:	.643				

Arizona -- 87

Name	FG	3-PT	FT	RB	PF	TP	A	TO	BK	S	MN
McLean	4-8	2-5	3-4	6	2	13	1	1	0	1	31
Williams	5-10	1-4	0-0	5	2	11	1	2	1	0	33
Davis	7-11	0-0	3-5	14	2	17	0	1	3	0	37
Simon	5-13	1-7	4-4	1	4	15	6	4	0	2	34
Geary	4-7	3-5	5-6	4	2	16	13	1	2	2	38
Dickerson	5-13	1-4	2-5	4	4	13	3	1	1	1	24
Bramlett	1-1	0-0	0-0	1	0	2	0	0	0	0	2
Terry	0-1	0-1	0-0	0	0	0	0	1	0	0	3
Team				7							
Totals	31-64	8-26	17-24	42	16	87	24	12	7	6	200
	FG%:	.484	3-PT%:	.308		FT%:	.708				

SCORE BY PERIODS

Iowa	37	36	73
Arizona	48	39	87

ATTENDANCE: 12,441

IOWA 73, VIRGINIA 60 (1st Round)

March 13, 1997, Salt Lake City, UT

Virginia -- 60

Name	FG	3-PT	FT	RB	PF	TP	A	TO	BK	S	MN
Nolan	4-6	0-0	0-0	3	2	8	1	1	0	0	21
Alexander	3-10	0-3	0-0	3	2	6	2	1	0	0	22
Ducharme	2-4	0-0	4-4	1	0	8	1	0	1	0	25
Staples	1-8	1-6	2-2	4	1	5	2	0	0	0	34
Deane	8-15	4-9	4-4	2	4	24	3	1	0	0	39
Robinson	2-2	0-0	0-0	3	3	4	0	0	0	0	16
Dersch	1-2	1-2	0-0	0	1	3	3	1	1	0	18
Marcaccini	0-1	0-1	0-0	0	0	0	0	1	0	1	11
Hunter	1-2	0-0	0-0	6	1	2	1	0	1	0	8
Other	0-0	0-0	0-0	1	2	0	1	0	0	0	6
Team				4							
Totals	22-50	6-21	10-10	27	16	60	14	5	3	1	200
	FG%:	.440	3-PT%:	.286		FT%:	1.000				

Iowa -- 73

Name	FG	3-PT	FT	RB	PF	TP	A	TO	BK	S	MN
Bowen	7-11	1-2	0-0	16	1	15	2	0	0	1	26
Moore	4-6	0-0	0-2	2	0	8	1	0	0	0	25
Rucker	8-16	0-0	3-4	5	1	19	1	0	4	0	29
Woolridge	7-16	1-4	2-3	2	1	17	10	0	0	0	32
McCausland	0-3	0-2	0-0	1	0	0	2	0	0	1	28
Bauer	0-0	0-0	1-2	5	2	1	0	0	0	0	13
Luehrsmann	0-6	0-5	3-4	1	0	3	2	1	0	1	19
Koch	4-9	2-5	0-0	4	3	10	3	2	1	0	17
Robinson	0-1	0-0	0-0	1	2	0	0	0	0	0	7
Other	0-1	0-1	0-0	0	0	0	0	0	0	0	4
Team				7							
Totals	30-69	4-19	9-15	44	10	73	21	3	5	3	200
	FG%:	.435	3-PT%:	.211		FT%:	.600				

SCORE BY PERIODS

Virginia	28	32	60
Iowa	37	36	73

ATTENDANCE: 13,886

KENTUCKY 75, IOWA 69 (2nd Round)

March 15, 1997, Salt Lake City, UT

Iowa -- 69

Name	FG	3-PT	FT	RB	PF	TP	A	TO	BK	S	MN
Bowen	4-7	0-1	6-8	8	1	14	0	1	0	0	27
Moore	1-2	0-0	0-0	10	2	2	0	3	1	0	26
Rucker	3-12	0-0	4-6	7	1	10	0	2	2	0	33
Woolridge	9-18	3-8	8-10	4	1	29	5	4	1	0	38
McCausland	3-6	3-6	0-0	2	2	9	1	3	0	0	27
Bauer	0-0	0-0	0-0	1	0	0	1	0	0	1	11
Luehrsmann	1-5	1-3	0-0	3	1	3	2	2	0	0	18
Koch	1-4	0-2	0-0	2	4	2	0	3	1	0	18
Robinson	0-0	0-0	0-0	0	0	0	0	0	0	1	2
Team				2				2			
Totals	22-54	7-20	18-24	39	12	69	9	20	5	2	200
	FG%:	.407	3-PT%:	.350		FT%:	.750				

Kentucky -- 75

Name	FG	3-PT	FT	RB	PF	TP	A	TO	BK	S	MN
Mercer	3-8	1-3	3-6	7	4	10	2	1	0	1	22
Padgett	4-10	1-4	0-0	3	3	9	3	0	0	3	29
Prickett	7-11	0-0	1-1	8	3	15	2	3	1	2	36
Turner	6-16	0-0	1-2	1	2	13	1	1	0	0	27
Epps	2-10	1-6	0-0	2	2	5	8	1	0	2	36
Edwards	1-2	0-1	0-0	2	1	2	0	3	0	0	18
Mohammed	5-8	0-0	0-0	10	3	10	0	1	2	1	14
Mills	4-7	3-5	0-0	2	2	11	2	1	0	1	17
Magloire	0-0	0-0	0-0	0	1	0	0	1	0	0	1
Team				3							
Totals	32-72	6-19	5-9	38	21	75	18	12	3	10	200
	FG%:	.444	3-PT%:	.316		FT%:	.556				

SCORE BY PERIODS

Iowa	35	34	69
Kentucky	35	40	75

ATTENDANCE: 14,387

**IOWA 77, UAB 64 (1st Round)**

March 11, 1999, McNichols Sports Arena, Denver, CO

Alabama-Birmingham -- 64

Name	FG	3-PT	FT	RB	PF	TP	A	TO	BK	S	MN
Williams	11-25	1-4	3-5	14	2	26	1	1	0	1	36
Brown	6-10	0-0	4-6	7	3	16	0	1	2	3	33
Ward	0-7	0-2	0-2	4	4	0	6	4	1	1	35
Holmes	1-6	1-4	0-0	1	4	3	4	3	0	2	19
Cobb	2-5	2-5	0-0	2	4	6	4	3	0	1	31
Bass	0-0	0-0	0-0	0	0	0	0	1	0	0	6
Ransom	2-3	0-0	0-0	0	0	4	0	1	0	0	7
Armstrong	0-0	0-0	0-0	1	0	0	0	0	0	0	1
Mitchell	2-5	2-4	1-2	4	2	7	0	2	1	1	19
Jackson	0-2	0-0	2-4	2	2	2	0	0	0	0	12
Team				4							
Totals	24-63	6-19	10-19	39	22	64	15	16	4	9	200
FG%:	.381	3-PT%:	.316	FT%:	.526						

Iowa -- 77

Name	FG	3-PT	FT	RB	PF	TP	A	TO	BK	S	MN
Settles	7-12	3-6	0-0	9	3	17	0	6	0	1	29
Koch	3-5	1-1	5-5	4	3	12	1	2	0	1	25
Bauer	2-3	1-2	1-1	3	0	6	3	2	0	2	23
Luehrsmann	2-8	1-4	0-0	4	1	5	2	3	0	3	22
McCausland	4-8	3-7	2-6	2	2	13	1	0	0	0	26
Rucker	1-3	0-0	0-1	4	0	2	1	2	1	0	11
Jaacks	1-3	1-1	0-1	1	3	3	2	0	0	0	14
Oliver	5-7	2-2	3-6	2	1	15	6	1	0	2	19
Henderson	0-2	0-0	0-0	0	0	0	0	0	0	0	5
Range	1-1	0-0	2-2	2	5	4	1	3	0	1	23
Smith	0-1	0-0	0-0	1	0	0	0	0	0	1	3
Team				6				1			
Totals	26-53	12-23	13-22	38	18	77	17	20	1	11	200
FG%:	.491	3-PT%:	.522	FT%:	.591						

SCORE BY PERIODS:

Alabama-Birmingham	32	32	64
Iowa	37	40	77

ATTENDANCE: 16,237**IOWA 82, ARKANSAS 72 (2nd Round)**

March 13, 1999, McNichols Sports Arena, Denver, CO

Iowa -- 82

Name	FG	3-PT	FT	RB	PF	TP	A	TO	BK	S	MN
Settles	2-12	0-2	4-5	7	3	8	2	3	0	3	27
Koch	3-8	0-2	6-8	8	3	12	3	2	2	0	25
Bauer	1-1	0-0	0-0	6	1	2	3	1	0	2	24
Oliver	3-7	1-3	10-13	2	1	17	4	2	0	1	27
McCausland	6-10	5-9	0-0	5	1	17	3	2	0	1	31
Rucker	2-5	0-0	0-0	3	1	4	0	1	1	0	12
Jaacks	2-4	0-0	0-1	7	3	4	0	6	0	0	15
Luehrsmann	2-4	1-1	1-2	2	1	6	1	3	0	3	19
Range	5-8	1-1	1-1	4	0	12	2	3	0	2	20
Team				3				1			
Totals	26-59	8-18	22-30	47	14	82	18	24	3	12	200
FG%:	.441	3-PT%:	.444	FT%:	.733						

Arkansas -- 72

Name	FG	3-PT	FT	RB	PF	TP	A	TO	BK	S	MN
Jefferies	0-3	0-1	0-0	1	4	0	0	3	0	1	10
Walker	7-14	6-12	2-2	5	3	22	0	2	0	6	32
Hood	3-9	0-0	3-4	9	2	9	2	3	2	1	35
Reid	8-17	1-6	1-3	2	4	18	11	5	0	1	38
Bradley	3-10	2-9	0-0	4	4	8	1	3	0	1	28
Cleveland	2-5	2-4	0-0	3	4	6	8	3	0	2	22
Dean	1-4	0-2	0-2	1	4	2	0	1	0	0	11
Davis	0-0	0-0	0-0	0	0	0	0	0	0	0	1
Gipson	2-4	1-3	2-2	0	0	7	1	0	0	1	17
Davenport	0-0	0-0	0-0	2	1	0	0	0	2	0	6
Team				5							
Totals	26-66	12-37	8-13	32	26	72	23	20	4	13	200
FG%:	.394	3-PT%:	.324	FT%:	.615						

SCORE BY PERIODS:

Iowa	34	48	82
Arkansas	41	31	72

ATTENDANCE: 16,237**CONNECTICUT 78, IOWA 68 (Sweet 16)**

March 18, 1999, America West Arena, Phoenix, AZ

Iowa -- 68

Name	FG	3-PT	FT	RB	PF	TP	A	TO	BK	S	MN
Settles	3-11	1-5	4-4	6	4	11	2	3	0	0	24
Bauer	0-0	0-0	0-0	6	1	0	2	0	0	0	21
Koch	5-7	2-3	2-2	3	4	14	1	2	0	0	23
Oliver	2-10	1-4	0-3	2	2	5	2	4	0	0	31
McCausland	3-7	3-7	0-0	0	1	9	1	1	0	2	28
Rucker	4-6	0-0	0-0	6	1	8	0	1	0	0	14
Jaacks	2-5	0-1	3-5	5	2	7	1	3	0	0	16
Range	3-4	0-0	1-2	0	2	7	1	1	0	2	18
Luehrsmann	2-7	1-3	0-0	1	4	5	1	0	0	1	19
Others	1-4	0-0	0-0	2	0	2	0	0	0	1	6
Team				1							
Totals	25-61	8-23	10-16	32	21	68	11	15	0	6	200
FG%:	.410	3-PT%:	.348	FT%:	.625						

Connecticut -- 78

Name	FG	3-PT	FT	RB	PF	TP	A	TO	BK	S	MN
Freeman	4-6	0-0	2-2	6	1	10	0	1	0	2	32
Hamilton	8-17	1-4	7-8	3	2	24	4	2	1	0	38
Voskuhl	1-2	0-0	2-2	4	4	4	0	2	0	0	23
Moore	2-5	1-3	1-2	5	0	6	5	2	0	0	34
El-Amin	6-10	1-2	8-10	3	4	21	5	1	0	2	26
Mouring	4-6	3-4	0-0	3	1	11	4	1	0	0	15
Saunders	1-2	0-0	0-0	2	3	2	0	1	0	0	18
Harrison	0-0	0-0	0-0	0	0	0	0	0	0	0	6
Wane	0-0	0-0	0-0	0	1	0	0	2	1	1	6
Jones	0-0	0-0	0-0	0	0	0	0	0	0	0	2
Team				0							
Totals	26-48	6-13	20-24	26	16	78	18	12	2	5	200
FG%:	.542	3-PT%:	.462	FT%:	.833						

SCORE BY PERIODS:

Iowa	35	33	68
Connecticut	40	38	78

ATTENDANCE: 17,975**IOWA 69, CREIGHTON 56 (1st Round)**

March 15, 2001, Nassau Coliseum, Uniondale, NY

Creighton -- 56

Name	FG	3-PT	FT	RB	PF	TP	A	TO	BK	S	MN
Taylor	3-8	1-5	0-0	2	2	7	2	1	0	0	25
Korver	2-13	2-13	4-5	7	4	10	1	2	1	0	34
Huss	3-3	0-0	0-0	1	5	6	1	1	1	0	15
Walker	5-13	0-3	1-1	9	4	11	1	2	0	1	30
Sears	3-11	2-7	0-0	0	3	8	4	3	0	2	40
Lindeman	1-1	0-0	0-0	4	3	2	1	0	0	0	14
Klein	0-0	0-0	0-0	0	2	0	0	0	0	0	7
Pyfrom	4-8	0-0	3-4	7	1	11	1	2	1	0	21
Other	0-6	0-0	1-2	4	4	1	0	1	0	0	14
Team				3							
Totals	21-63	5-28	9-12	37	28	56	11	12	3	3	200
FG%:	.333	3-PT%:	.179	FT%:	.750						

Iowa -- 69

Name	FG	3-PT	FT	RB	PF	TP	A	TO	BK	S	MN
Worley	3-6	0-0	6-6	4	5	12	0	4	0	0	30
Henderson	5-7	2-3	4-5	4	1	16	0	2	1	0	36
Evans	3-8	0-0	13-15	7	3	19	1	4	0	0	30
Boyd	1-5	0-3	1-2	3	0	3	3	0	0	1	29
Oliver	5-17	1-5	4-5	6	1	15	4	1	0	2	39
Reiner	0-1	0-0	0-0	1	1	0	0	0	0	0	4
Thompson	0-1	0-0	0-0	1	1	0	0	2	0	0	4
Galloway	0-0	0-0	2-2	1	0	2	0	0	0	0	3
Smith	0-0	0-0	0-0	3	1	0	0	0	0	0	15
Scott	0-0	0-0	0-0	1	1	0	0	0	0	0	2
Sonderleiter	1-1	0-0	0-0	1	1	2	0	0	1	0	8
Team				6							
Totals	18-46	3-11	30-35	38	15	69	8	13	2	3	200
FG%:	.391	3-PT%:	.273	FT%:	.857						

SCORE BY PERIODS:

Creighton	30	26	56
Iowa	32	37	69

ATTENDANCE: 9,086



KENTUCKY 92, IOWA 79 (2nd Round)

March 17, 2001, Nassau Coliseum, Uniondale, NY

Iowa -- 79

Name	FG	3-PT	FT	RB	PF	TP	A	TO	BK	S	MN
Worley	1-5	0-0	4-5	4	5	6	0	2	0	1	28
Henderson	0-4	0-2	6-8	3	1	6	4	2	0	1	31
Evans	6-14	0-0	6-8	13	4	18	0	4	0	0	37
Boyd	2-8	2-7	0-0	1	1	6	2	3	0	1	33
Oliver	8-14	6-9	4-5	2	4	26	4	0	0	3	39
Thompson	4-5	2-2	1-1	2	4	11	0	1	0	0	13
Smith	1-1	1-1	0-0	1	0	3	2	1	0	1	7
Sonderleiter	0-0	0-0	1-2	1	2	1	0	0	0	0	3
Others	1-1	0-0	0-0	0	1	2	1	1	0	0	9
Team				1							
Totals	23-52	11-21	22-29	28	22	79	13	15	0	7	200
	FG%: .442	3-PT%: .524	FT%: .759								

Kentucky -- 92

Name	FG	3-PT	FT	RB	PF	TP	A	TO	BK	S	MN
Bogans	4-11	2-6	2-2	7	2	12	4	4	0	0	33
Prince	9-14	6-8	7-8	4	1	31	7	1	1	0	37
Parker	1-1	0-0	0-0	0	3	2	0	0	0	1	3
Fitch	3-4	1-1	3-4	2	3	10	2	0	0	1	17
Smith	2-6	2-5	2-2	2	3	8	5	2	0	0	35
Blevins	1-2	1-2	0-0	2	3	3	0	2	0	0	19
Daniels	1-3	0-1	0-0	3	1	2	0	1	0	0	14
Stone	1-1	0-0	0-2	3	1	2	0	1	1	0	14
Estill	9-11	1-1	3-5	6	3	22	0	2	2	1	22
Other	0-0	0-0	0-0	0	0	0	1	1	0	0	6
Team				1							
Totals	31-53	13-24	17-23	30	20	92	19	14	4	3	200
	FG%: .585	3-PT%: .542	FT%: .739								

SCORE BY PERIODS:

Iowa	33	46	79
Kentucky	45	47	92

ATTENDANCE: 14,595

CINCINNATI 76, IOWA 64 (1st Round)

March 17, 2005, RCA Dome, Indianapolis, IN

Iowa -- 64

Name	FG	3-PT	FT	RB	PF	TP	A	TO	BK	S	MN
Brunner	7-17	2-4	4-4	10	3	20	0	0	0	1	32
Hansen	0-0	0-0	0-0	5	4	0	1	0	0	0	16
Haluska	4-13	0-4	2-3	5	2	10	1	1	0	2	37
Horner	4-13	2-6	2-2	4	1	12	1	4	0	1	39
Henderson	1-8	0-1	5-6	3	5	7	1	4	0	1	26
Angle	1-1	0-0	0-0	0	0	2	0	0	0	0	1
Thompson	1-2	0-0	1-2	3	0	3	0	0	0	0	8
Wieck	0-0	0-0	0-0	0	0	0	0	0	0	0	1
Brownlee	0-0	0-0	0-0	0	2	0	0	0	0	0	1
Thomas	0-2	0-0	5-8	9	2	5	0	1	1	1	23
Reed	2-3	1-2	0-0	2	1	5	1	1	0	0	15
Gorney	0-0	0-0	0-0	0	0	0	0	0	0	0	1
Team				2							
Totals	20-59	5-17	19-25	43	20	64	5	11	1	6	200
	FG%: .339	3-PT%: .294	FT%: .760								

Cincinnati -- 76

Name	FG	3-PT	FT	RB	PF	TP	A	TO	BK	S	MN
Hicks	5-10	0-1	0-2	9	2	10	2	1	2	1	34
White	4-12	2-5	5-5	6	2	15	4	1	0	1	37
Maxiell	8-11	2-2	4-8	9	2	22	1	1	6	2	36
Williams	5-9	3-5	0-0	4	5	13	4	1	0	1	35
Muhammad	2-8	1-3	4-6	2	3	9	6	2	0	0	31
Kirkland	1-5	1-2	0-0	1	4	3	1	1	0	0	17
Bright	2-2	0-0	0-1	3	1	4	0	1	0	0	10
Others	0-0	0-0	0-0	0	0	0	0	0	0	0	13
Team				2							
Totals	27-57	9-18	13-22	36	19	76	18	8	8	5	200
	FG%: .474	3-PT%: .500	FT%: .591								

SCORE BY PERIODS:

Iowa	22	42	64
Cincinnati	32	44	76

ATTENDANCE: 27,284

NORTHWESTERN STATE 64, IOWA 63 (1st Round)

March 17, 2006, The Palace at Auburn Hills, Auburn Hills, MI

Northwestern State -- 64

Name	FG	3-PT	FT	RB	PF	TP	A	TO	BK	S	MN
Lee	7-15	4-6	0-0	2	3	18	1	3	0	1	27
Allen	3-6	0-0	1-5	4	5	7	0	2	0	1	22
Mitchell	1-3	1-2	2-2	6	2	5	6	3	0	2	31
Rogers	2-9	1-3	6-6	3	2	11	8	1	1	1	27
Wallace	4-8	2-5	0-0	4	1	10	0	0	0	3	24
Spencer	1-2	0-0	0-0	0	3	2	0	0	0	0	9
Jones	1-3	0-1	0-0	3	1	2	1	0	0	0	15
Forges	2-6	0-3	0-0	1	2	4	0	1	1	0	14
Bargeman	1-5	0-2	0-0	0	0	2	0	0	0	0	16
Dyer	1-2	1-1	0-0	0	1	3	1	0	2	0	11
Ross	0-1	0-0	0-1	3	1	0	0	1	0	1	4
Team				5							
Totals	23-60	9-23	9-14	31	21	64	17	11	4	9	200
	FG%: .383	FT%: .643	3PT%: .391								

Iowa -- 63

Name	FG	3-PT	FT	RB	PF	TP	A	TO	BK	S	MN
Brunner	5-8	0-1	6-9	10	3	16	1	1	1	0	30
Hansen	2-4	0-0	2-2	5	1	6	0	5	2	0	19
Haluska	6-10	5-9	3-3	3	1	20	2	2	0	0	37
Horner	4-13	1-7	2-2	5	1	11	4	3	0	3	39
Henderson	0-2	0-1	3-4	4	4	3	2	3	0	0	34
Thompson	0-1	0-0	0-0	3	1	0	0	2	0	1	10
Freeman	0-0	0-0	0-0	1	2	0	1	2	0	0	8
Thomas	1-3	0-0	5-6	4	4	7	0	0	2	0	21
Reed	0-0	0-0	0-0	0	0	0	0	0	0	0	2
Team				1							
Totals	18-41	6-18	21-26	36	17	63	10	19	5	4	200
	FG%: .439	FT%: .808	3-PT: .333								

SCORE BY PERIODS:

Northwestern State	24	40	64
Iowa	28	35	63

ATTENDANCE: 18,456

TENNESSEE 78, IOWA 65 -- OT (First Four)

March 19, 2014, Dayton Arena, Dayton, OH

Iowa -- 65

Name	FG	3-PT	FT	RB	PF	TP	A	TO	BK	S	MN
Basabe	0-2	0-0	0-0	4	4	0	0	1	0	0	9
White	1-5	0-1	5-6	7	3	7	2	1	1	0	36
Woodbury	8-11	0-0	0-0	8	4	16	1	1	0	0	30
Marble	3-15	0-6	1-1	1	2	7	5	0	0	1	36
Gesell	0-4	0-1	0-0	1	4	0	4	0	0	0	19
Olaseni	1-1	0-0	1-2	0	3	3	0	1	0	0	16
Oglesby	2-5	1-3	0-0	0	2	5	1	1	0	0	17
Jok	4-5	2-3	0-0	0	0	10	0	0	0	1	16
Clemmons	1-1	0-0	0-0	1	1	2	0	1	0	0	4
McCabe	2-5	1-2	4-4	6	5	9	1	0	0	0	22
Uthoff	2-4	0-0	2-2	1	0	6	0	0	1	0	20
Team				1							
Totals	24-58	4-16	13-15	30	28	65	14	6	2	2	225
	FG%: .414	FT%: .867	3PT%: .250								

Tennessee -- 78

Name	FG	3-PT	FT	RB	PF	TP	A	TO	BK	S	MN
Stokes	5-7	0-0	8-11	13	2	18	0	0	0	0	39
Maymon	3-4	0-0	3-4	7	2	9	2	2	0	0	41
Richardson	6-13	1-5	4-4	8	3	17	2	2	0	1	32
Barton	2-8	2-6	4-4	1	2	10	2	0	0	0	32
McRae	6-15	2-6	6-7	4	0	20	3	3	1	0	42
Moore	2-3	0-1	0-0	2	0	4	3	0	0	0	14
Ndiaye	0-0	0-0	0-0	0	0	0	0	0	0	0	1
Thompson	0-2	0-1	0-0	0	2	0	0	0	0	1	12
Davis	0-0	0-0	0-0	1	0	0	0	0	0	0	1
Reese	0-2	0-2	0-0	0	3	0	1	0	0	0	9
Lopez	0-0	0-0	0-0	0	0	0	0	0	0	0	1
Campbell	0-0	0-0	0-0	0	0	0	0	0	0	0	1
Team				1							
Totals	24-54	5-21	25-30	37	14	78	13	8	1	2	225
	FG%: .444	FT%: .833	3-PT: .238								

SCORE BY PERIODS:

Iowa	29	35	1	65
Tennessee	26	38	14	78

ATTENDANCE: 11,534



IOWA 83, DAVIDSON 52 (1st Round)

March 20, 2015, KeyArena, Seattle, WA

Davidson -- 52

Name	FG	3-PT	FT	RB	PF	TP	A	TO	BK	S	MN
Aldridge	6-13	2-7	0-0	2	2	14	2	0	1	0	37
Sullivan	3-14	2-5	0-0	3	2	8	4	1	0	0	40
Kalinoski	2-9	0-4	1-1	6	4	5	2	0	0	0	28
Barham	4-8	0-0	1-4	7	2	9	1	0	1	0	26
Gibbs	5-14	2-9	2-2	2	1	14	4	5	0	0	36
Ekwu	0-0	0-0	0-0	1	0	0	0	0	0	0	2
Watkins	0-1	0-1	0-0	0	1	0	0	0	0	0	3
Michelsen	0-2	0-2	0-0	1	0	0	0	0	0	0	9
Mackay	0-0	0-0	0-0	0	0	0	0	0	0	0	1
McAuliffe	1-2	0-0	0-3	5	3	2	0	0	2	1	18
Team				3							
Totals	21-63	6-28	4-10	30	15	52	13	6	4	1	200
	FG%:	.333	FT%:	.400			3PT%:	.214			

Iowa -- 83

Name	FG	3-PT	FT	RB	PF	TP	A	TO	BK	S	MN
Uthoff	4-12	0-2	0-0	9	1	8	1	1	1	0	29
White	11-14	1-2	3-3	6	0	26	2	1	1	1	35
Woodbury	4-6	0-0	0-1	8	2	8	1	1	0	1	21
Jok	5-11	2-6	0-0	5	1	12	0	0	0	0	29
Gesell	6-12	1-2	2-3	2	1	15	6	0	0	0	28
Olaseni	2-6	0-0	2-3	6	2	6	0	1	3	0	18
Rose	0-0	0-0	0-0	0	0	0	1	0	0	0	2
Oglesby	0-2	0-0	0-0	0	2	0	0	0	0	0	15
Clemmons	1-4	1-3	0-0	3	2	3	1	1	0	1	17
Denning	1-1	1-1	0-0	0	0	3	0	0	0	0	1
Ukah	0-0	0-0	0-0	1	0	0	0	0	0	0	1
Uhl	1-1	0-0	0-0	2	0	0	0	0	0	0	4
Team				4							
Totals	35-69	6-16	7-10	46	11	83	12	5	5	3	200
	FG%:	.507	FT%:	.700			3-PT:	.375			

SCORE BY PERIODS:

Davidson	29	23	52
Iowa	38	45	83

ATTENDANCE: 14,852

GONZAGA 87, IOWA 68 (2nd Round)

March 22, 2015, KeyArena, Seattle, WA

Iowa -- 68

Name	FG	3-PT	FT	RB	PF	TP	A	TO	BK	S	MN
Uthoff	10-19	0-3	0-0	8	0	20	1	0	1	0	38
White	7-13	2-3	3-3	1	3	19	1	1	0	3	38
Woodbury	1-2	0-0	0-0	3	5	2	0	1	1	0	18
Jok	1-6	0-3	2-2	0	2	4	1	2	0	0	15
Gesell	4-10	0-1	1-2	1	1	9	5	4	0	0	33
Olaseni	2-5	0-0	0-1	2	5	4	1	2	1	0	19
Oglesby	0-1	0-1	0-0	1	1	0	0	1	0	0	9
Clemmons	3-4	3-4	1-2	3	0	10	1	0	0	1	25
Uhl	0-0	0-0	0-0	0	0	0	0	0	0	0	5
Team				3							
Totals	28-60	5-15	7-10	22	17	68	10	11	3	4	200
	FG%:	.467	FT%:	.700			3PT%:	.333			

Gonzaga -- 87

Name	FG	3-PT	FT	RB	PF	TP	A	TO	BK	S	MN
Wiltjer	10-12	4-6	0-0	7	3	24	1	1	0	0	25
Karnowski	4-6	0-0	1-4	4	0	9	4	3	2	1	27
Pangos	5-12	4-7	2-2	2	2	16	3	2	0	0	37
Bell Jr.	3-6	2-3	2-2	2	1	10	4	1	0	2	28
Wesley	2-3	0-0	1-2	2	0	5	2	2	0	0	20
Melson	0-0	0-0	0-0	0	0	0	0	0	0	0	3
Nunez	1-1	0-0	0-0	0	0	2	0	0	0	0	1
Dranginis	1-2	0-0	1-2	2	1	3	4	2	0	1	20
Sabonis	6-10	0-0	6-8	9	3	18	0	0	0	0	27
McClellan	0-0	0-0	0-1	3	1	0	2	0	0	0	12
Team				3							
Totals	32-52	10-16	13-21	34	11	87	20	11	2	4	200
	FG%:	.615	FT%:	.619			3-PT:	.625			

SCORE BY PERIODS:

Iowa	29	39	68
Gonzaga	46	41	87

ATTENDANCE: 14,901

IOWA 72, TEMPLE 70 -- OT (1st Round)

March 18, 2016, Barclays Center, Brooklyn, NY

Temple -- 70

Name	FG	3-PT	FT	RB	PF	TP	A	TO	BK	S	MN
Enechionya	2-7	0-3	0-0	5	2	4	2	1	1	0	33
Bond	7-15	0-0	0-0	15	2	14	0	3	1	0	42
Brown	7-11	2-3	0-0	9	4	16	5	2	1	0	45
Decosey	10-22	1-6	5-5	8	4	26	1	5	0	0	40
Coleman	2-6	0-3	1-2	4	5	5	0	1	0	2	37
Alston	0-0	0-0	0-0	0	0	0	0	0	0	0	2
Dingle	0-0	0-0	0-1	1	1	0	1	0	0	0	6
Williams	2-5	1-3	0-1	3	3	5	3	0	0	0	20
Team				4							
Totals	30-66	4-18	6-9	49	21	70	12	12	3	2	225
	FG%:	.455	FT%:	.667			3PT%:	.222			

Iowa -- 72

Name	FG	3-PT	FT	RB	PF	TP	A	TO	BK	S	MN
Uthoff	7-21	2-10	7-8	5	2	23	0	0	1	2	43
Woodbury	4-6	0-0	2-2	5	3	10	0	1	1	0	32
Jok	5-15	3-10	3-5	7	3	16	0	0	0	0	39
Gesell	0-8	0-1	4-4	3	2	4	5	2	0	1	32
Clemmons	2-6	1-2	1-2	5	2	6	6	0	0	2	36
Wagner	1-1	0-0	0-0	4	1	2	0	0	0	0	10
Williams	1-1	0-0	0-0	1	0	2	0	0	0	0	4
Uhl	3-9	1-4	0-1	4	0	7	1	0	1	1	20
Baer	1-2	0-1	0-0	2	2	2	1	0	0	0	9
Team				2							
Totals	24-69	7-28	17-22	38	15	72	13	3	3	6	225
	FG%:	.348	FT%:	.773			3-PT:	.250			

SCORE BY PERIODS:

Temple	37	26	7	70
Iowa	38	25	9	72

ATTENDANCE: 17,333

VILLANOVA 87, IOWA 68 (2nd Round)

March 20, 2016, Barclays Center, Brooklyn, NY

Iowa -- 68

Name	FG	3-PT	FT	RB	PF	TP	A	TO	BK	S	MN
Uthoff	6-12	2-5	2-4	6	1	16	2	2	2	2	31
Woodbury	0-3	0-0	1-2	3	4	1	1	1	0	0	28
Jok	4-12	2-7	1-1	6	2	11	0	1	0	0	33
Gesell	3-8	0-3	0-0	1	5	6	6	4	0	0	28
Clemmons	3-6	0-1	3-4	2	4	9	4	1	0	0	19
Wagner	1-1	0-0	0-2	3	0	2	0	0	1	0	13
Fleming	1-1	0-0	0-0	0	0	2	0	0	0	0	1
Soukup, Michael	0-0	0-0	0-0	0	0	0	1	0	0	0	1
Williams	1-2	1-2	0-0	1	0	3	0	2	0	0	8
Soukup, Steven	0-0	0-0	0-0	0	0	0	0	0	0	0	1
Okah	0-0	0-0	0-0	0	0	0	0	0	0	0	1
Ellingson	0-0	0-0	0-0	0	0	0	0	0	0	0	1
Uhl	1-2	1-2	0-0	0	0	3	0	1	0	2	10
Baer	7-13	1-4	0-0	4	3	15	0	1	0	2	25
Team				3							
Totals	27-60	7-24	7-13	29	19	68	14	13	3	6	200
	FG%:	.450	FT%:	.292			3PT%:	.538			

Villanova -- 87

Name	FG	3-PT	FT	RB	PF	TP	A	TO	BK	S	MN
Jenkins	6-9	3-5	0-0	1	3	15	6	0	0	2	31
Hart	7-11	1-4	4-4	4	2	19	2	5	0	1	27
Ochefu	3-5	0-0	0-0	11	1	6	4	3	3	3	28
Brunson	5-10	2-3	0-0	3	1	12	4	1	0	1	27
Archidiacono	5-8	2-3	4-4	0	1	16	4	0	0	1	29
Lowe	0-0	0-0	0-0	0	0	0	0	0	0	0	1
Booth	2-6	2-4	2-2	2	2	8	3	1	0	0	22
Farrell	0-0	0-0	0-0	0	0	0	0	0	0	0	1
Bridges	3-4	0-0	0-0	2	4	6	0	1	0	1	18
Reynolds	1-1	0-0	3-7	5	2	5	0	1	1	0	15
Rafferty	0-0	0-0	0-0	0	0	0	0	0	0	0	1
Team				4							
Totals	32-54	10-19	13-17	32	16	87	23	13	4	9	200
	FG%:	.593	FT%:	.765			3-PT:	.526			

SCORE BY PERIODS:

Iowa	29	39	68
Villanova	54	33	87

ATTENDANCE: 17,401



IOWA 79, CINCINNATI 72 (1st Round)

March 22, 2019, Nationwide Arena, Columbus, OH

Iowa -- 79

Name	FG	3-PT	FT	RB	PF	TP	A	TO	BK	S	MN
Garza	8-11	2-3	2-3	7	1	20	0	1	0	0	32
Cook	1-9	0-0	3-5	5	4	5	4	1	0	0	20
Bohannon	5-10	1-4	2-4	5	1	13	4	2	0	0	38
Moss	2-5	1-3	0-0	1	2	5	2	3	0	0	23
Wieskamp	6-8	4-6	3-4	5	1	19	1	2	1	1	33
Dailey	0-0	0-0	0-0	1	0	0	0	0	0	0	8
Kriener	2-2	0-0	0-0	0	4	4	1	2	0	0	13
McCaffery	1-2	1-2	0-0	0	0	3	2	1	0	0	11
Baer	4-6	2-4	0-0	4	2	10	1	2	0	0	22
Team				5							
Totals	29-53	11-22	10-16	33	15	79	15	14	1	1	200
	FG%:	.547	FT%:	.625			3PT%:	.500			

Cincinnati -- 72

Name	FG	3-PT	FT	RB	PF	TP	A	TO	BK	S	MN
Scott	4-8	0-1	2-2	7	2	10	0	1	1	1	37
Brooks	5-8	0-0	1-2	5	5	11	0	0	1	0	21
Williams	2-5	0-2	0-0	6	3	4	1	1	0	1	27
Jenifer	7-12	3-7	2-2	4	0	19	2	1	0	0	35
Cumberland	7-17	3-9	1-2	1	1	18	4	2	0	1	39
Johnson	0-0	0-0	0-0	0	1	0	0	0	0	0	0+
Moore	0-3	0-3	2-2	1	4	2	1	0	0	0	9
Fredericks	0-1	0-1	0-0	1	0	0	0	0	0	0	3
Broome	3-9	0-4	2-4	2	0	8	1	1	0	0	19
Diarra	0-1	0-0	0-0	0	1	0	0	0	0	0	3
Nsoseme	0-1	0-0	0-0	1	1	0	0	0	0	1	7
Team				4				1			
Totals	28-65	6-27	10-14	32	18	72	9	7	2	4	200
	FG%:	.431	FT%:	.714			3-PT:	.222			

SCORE BY PERIODS:

Iowa	31	48	79
Cincinnati	36	36	72

ATTENDANCE: 19,641

TENNESSEE 83, IOWA 77 -- OT (2nd Round)

March 24, 2019, Nationwide Arena, Columbus, OH

Iowa -- 77

Name	FG	3-PT	FT	RB	PF	TP	A	TO	BK	S	MN
Garza	4-8	0-1	5-6	4	4	13	0	1	2	0	32
Cook	4-12	0-0	3-6	2	4	11	2	3	0	0	37
Bohannon	5-11	3-7	5-5	6	4	18	1	1	0	1	42
Moss	6-12	3-5	1-2	5	0	16	0	2	0	2	29
Wieskamp	1-7	1-5	8-8	7	3	11	2	1	0	1	37
Dailey	0-1	0-1	0-0	0	0	0	0	1	0	0	4
Kriener	1-3	0-0	2-5	2	3	4	0	2	0	0	13
McCaffery	0-0	0-0	0-0	0	0	0	2	0	0	1	13
Baer	2-5	0-2	0-0	5	3	4	1	0	1	1	18
Team				3				1			
Totals	23-59	7-21	24-32	34	21	77	8	12	3	6	200
	FG%:	.390	FT%:	.750			3PT%:	.333			

Tennessee -- 83

Name	FG	3-PT	FT	RB	PF	TP	A	TO	BK	S	MN
Williams	7-13	0-0	5-6	7	4	19	5	5	3	4	37
Alexander	2-2	0-0	4-5	9	4	8	0	2	1	0	33
Bone	5-12	2-5	2-2	3	2	14	3	3	0	0	38
Turner	5-13	3-7	2-2	6	2	15	3	1	0	0	41
Schofield	7-15	3-6	2-3	5	4	19	0	1	0	2	24
Fulkerson	0-0	0-0	0-0	2	2	0	0	0	0	0	9
Walker	0-0	0-0	0-0	0	2	0	0	1	0	0	3
Bowden	2-5	0-2	4-5	3	2	8	1	2	1	0	35
Pons	0-0	0-0	0-0	1	1	0	0	1	0	0	5
Team				5				1			
Totals	28-60	8-20	19-23	41	23	83	12	17	5	6	200
	FG%:	.467	FT%:	.826			3-PT:	.400			

SCORE BY PERIODS:

Iowa	28	43	6	77
Tennessee	49	22	12	83

ATTENDANCE: 19,610

IOWA 86, GRAND CANYON 74 (1st Round)

March 20, 2021, Indiana Farmers Coliseum, Indianapolis, IN

Grand Canyon -- 74

Name	FG	3-PT	FT	RB	PF	TP	A	TO	BK	S	MN
Fraye	3-7	2-6	0-0	3	4	8	5	1	3	1	25
Lever	5-11	0-3	3-5	5	4	13	2	1	0	0	33
Midtgaard	8-11	0-0	2-3	6	2	18	1	2	0	0	28
Dixon	1-7	1-5	0-0	1	3	3	1	0	0	0	25
Blacksher Jr.	6-16	3-9	0-0	3	3	15	7	2	0	1	38
McMillian	0-4	0-1	0-0	2	1	0	1	0	0	1	13
McGlothlin	5-9	1-1	2-3	7	2	13	0	0	1	0	19
Miller-Moore	2-3	0-1	0-0	1	1	4	2	0	0	1	18
Zdor	0-0	0-0	0-0	0	0	0	0	0	0	0	0+
Smith	0-1	0-0	0-0	0	0	0	0	0	0	0	0+
Lloyd	0-0	0-0	0-0	0	0	0	0	0	0	0	0+
Stone	0-0	0-0	0-0	0	0	0	0	0	0	0	0+
Zdor	0-0	0-0	0-0	0	0	0	0	0	0	0	0+
Okpoh	0-1	0-0	0-0	1	0	0	0	0	0	0	0+
Team				8				1			
Totals	30-70	7-26	7-11	37	20	74	19	7	4	4	200
	FG%:	.429	FT%:	.636			3PT%:	.269			

Iowa -- 86

Name	FG	3-PT	FT	RB	PF	TP	A	TO	BK	S	MN
Garza	9-16	4-5	2-4	6	3	24	1	2	1	2	33
Bohannon	4-7	3-5	2-2	4	1	13	2	2	0	0	29
Fredrick	2-5	0-1	3-5	2	1	7	1	1	1	0	32
Wieskamp	3-7	1-4	9-10	8	1	16	5	0	0	0	36
McCaffery, C.	0-2	0-1	0-0	0	4	0	1	0	0	1	13
Murray, Keegan	6-11	1-5	0-0	7	4	13	3	0	4	1	25
Toussaint	2-2	1-1	0-0	1	1	5	2	1	0	0	11
McCaffery, P.	2-3	0-0	2-2	2	0	6	0	0	0	0	15
Perkins	1-1	0-0	0-1	2	0	2	2	0	0	0	6
Team				5				1			
Totals	28-60	8-20	19-23	41	23	83	12	17	5	6	200
	FG%:	.537	FT%:	.750			3-PT:	.455			

SCORE BY PERIODS:

Grand Canyon	31	43	74
Iowa	42	44	86

ATTENDANCE: 986





OREGON 95, IOWA 80 (2nd Round)

March 22, 2021, Bankers Life Fieldhouse, Indianapolis, IN

Oregon -- 95

Name	FG	3-PT	FT	RB	PF	TP	A	TO	BK	S	MN
Omoruyi	8-15	1-5	0-2	6	2	17	5	2	2	2	34
Williams Jr.	3-9	1-3	2-2	2	3	9	1	1	1	0	32
Richardson	7-10	3-4	2-2	6	3	19	7	3	0	1	40
Duarte	9-12	1-3	4-5	3	2	23	7	2	0	1	32
Figueroa	8-14	5-9	0-0	7	2	21	1	2	0	3	30
Hardy	0-2	0-1	0-0	1	0	0	2	0	0	0	10
Lawson	1-2	0-0	0-0	2	1	2	0	0	1	0	12
Terry	0-1	0-0	0-0	1	0	0	1	0	0	0	4
Kepnang	2-3	0-0	0-0	1	0	4	1	0	2	0	6
Wur	0-0	0-0	0-0	0	0	0	0	0	0	0	0+
Estrada	0-0	0-0	0-0	0	0	0	0	0	0	0	0+
Osborn	0-0	0-0	0-0	0	0	0	0	0	0	0	0+
Johnson	0-0	0-0	0-0	1	0	0	0	0	0	0	0+
Team				4				1			
Totals	38-68	11-25	8-11	34	13	95	25	11	6	7	200
	FG%:	.559	FT%:		.727			3PT%:	.440		

Iowa -- 80

Name	FG	3-PT	FT	RB	PF	TP	A	TO	BK	S	MN
Garza	14-20	3-4	5-7	9	3	36	1	1	0	1	36
Bohannon	0-4	0-2	0-0	1	1	0	3	1	0	0	19
Fredrick	0-3	0-2	0-0	0	1	0	0	0	0	1	13
Wieskamp	7-17	3-8	0-0	6	0	17	5	3	1	0	34
McCaffery, C.	0-1	0-0	0-0	1	1	0	1	2	0	0	12
Murray, Keegan	2-9	1-5	1-2	4	1	6	1	1	1	1	24
McCaffery, P.	4-6	0-2	2-2	2	0	10	1	0	1	1	20
Toussaint	2-3	0-0	1-1	2	2	5	4	3	0	2	13
Perkins	2-4	1-1	0-0	1	4	5	2	0	0	1	13
Ulis	0-0	0-0	1-2	2	0	1	4	0	1	0	12
Murray, Kris	0-0	0-0	0-0	1	0	0	0	0	0	0	3
Baer	0-0	0-0	0-0	0	0	0	0	0	0	0	0+
Ash	0-1	0-1	0-0	0	0	0	0	0	0	0	0+
Ogundele	0-0	0-0	0-0	0	0	0	0	0	0	0	0+
Team				5				1			
Totals	31-68	8-25	10-14	34	13	80	22	12	4	7	200
	FG%:	.456	FT%:		.714			3-PT:	.320		

SCORE BY PERIODS:

Oregon	56	39	95
Iowa	46	34	80

ATTENDANCE: 0

RICHMOND 67, IOWA 63 (1st Round)

March 17, 2022, KeyBank Center, Buffalo, NY

Richmond -- 67

Name	FG	3-PT	FT	RB	PF	TP	A	TO	BK	S	MN
Burton	4-11	1-5	9-10	11	1	18	1	5	0	2	40
Cayo	7-11	0-0	1-2	2	4	15	1	0	1	0	30
Golden	2-11	0-1	0-0	5	0	4	5	2	1	0	25
Gilyard	8-15	4-7	4-4	6	2	24	6	3	0	0	40
Gustavson	1-4	0-2	0-0	5	3	2	1	0	0	0	20
Crabtree	0-1	0-1	0-0	1	3	0	0	0	0	0	13
Sherod	0-2	0-1	0-0	1	3	0	0	0	0	0	10
Grace	2-2	0-0	0-0	1	1	4	0	1	1	1	21
Wilson	0-0	0-0	0-0	0	0	0	0	0	0	0	0+
Team				5				1			
Totals	24-66	6-29	9-12	40	18	63	14	10	5	3	200
	FG%:	.421	FT%:		.875			3PT%:	.294		

Iowa -- 63

Name	FG	3-PT	FT	RB	PF	TP	A	TO	BK	S	MN
Rebraca	2-5	0-0	1-2	9	3	5	1	0	2	1	25
Murray, Ke.	8-15	0-3	5-5	9	3	21	2	2	1	1	38
McCaffery P.	7-17	4-7	0-0	2	1	18	1	0	0	0	25
Bohannon	2-8	2-7	0-0	2	1	6	3	1	0	1	33
Perkins	2-5	0-2	2-3	1	5	6	1	3	0	0	19
Toussaint	1-3	0-0	0-0	1	2	2	1	1	0	0	13
Murray, Kr.	1-6	0-5	1-2	5	2	3	2	0	0	2	16
McCaffery, C.	0-2	0-2	0-0	3	0	0	3	1	0	0	23
Sandfort	1-5	0-3	0-0	3	1	2	0	0	0	0	8
Ulis	0-0	0-0	0-0	0	0	0	0	0	0	0	0+
Team				5				2			
Totals	24-66	6-29	9-12	40	18	63	14	10	3	5	200
	FG%:	.364	FT%:		.750			3-PT:	.207		

SCORE BY PERIODS:

Richmond	29	38	67
Iowa	28	35	63

ATTENDANCE: 16,017



Iowa's 2015-16 squad was ranked as high as No. 3 nationally during the season and competed in the NCAA Tournament in Brooklyn, NY.



IOWA 73, TEMPLE - - 71

Nov. 15, 1990, Carver-Hawkeye Arena, Iowa City, IA (Preseason)

Temple - - 71

Name	FG	3-PT	FT	RB	PF	TP	A	TO	BK	S	MN
Harden	1-3	1-3	0-0	1	0	3	1	1	0	1	13
Macon	3-15	2-5	0-1	5	1	8	5	2	0	5	40
Hodge	9-9	0-0	1-1	11	2	19	0	3	0	0	29
Kilgore	3-10	1-4	0-2	2	3	7	5	4	1	2	40
Strickland	3-12	0-0	2-2	8	4	8	2	0	1	1	32
Carstarphen	7-13	5-10	0-0	1	2	19	3	0	0	2	30
Lovelace	0-0	0-0	0-0	0	2	0	0	0	0	0	6
Spears	3-3	0-0	1-2	1	4	7	0	0	1	0	8
Post	0-1	0-0	0-0	0	2	0	0	0	0	0	2
Team				2							
Totals	29-66	9-22	4-8	31	20	71	16	10	3	11	200
	FG%: .439	3-PT%: .410	FT%: .500								

Iowa - - 73

Name	FG	3-PT	FT	RB	PF	TP	A	TO	BK	S	MN
Skinner	1-2	0-1	0-0	2	0	2	6	0	0	0	22
Barnes	6-13	3-7	0-0	4	0	15	3	1	0	1	27
Earl	7-10	0-0	4-5	5	4	18	1	7	1	1	24
Moses	3-8	0-1	3-4	1	1	0	2	2	0	0	25
Street	0-2	0-0	0-0	0	2	0	0	0	0	0	9
Tubbs	2-2	0-0	0-0	5	5	4	1	0	2	0	13
Webb	3-3	0-0	3-5	6	1	9	1	1	0	0	24
Winters	1-2	0-0	0-0	5	0	2	0	1	1	0	10
Davis	1-2	0-0	0-1	3	1	2	1	1	0	0	9
Smith	1-2	1-1	0-2	1	0	3	4	1	0	1	18
Lusk	3-4	0-0	1-4	1	0	7	2	2	0	1	13
Lookingbill	0-1	0-0	2-2	1	1	2	2	0	1	0	6
Totals	28-51	4-10	13-23	36	16	73	23	16	5	4	200
	FG%: .549	3-PT%: .400	FT%: .565								

Score by Periods:

Temple	41	30	71
Iowa	46	27	73

ATTENDANCE: 7,356

NOTRE DAME 77, IOWA 68

Nov. 17, 1990, JAC Center, South Bend, IN (Preseason)

Iowa - - 68

Name	FG	3-PT	FT	RB	PF	TP	A	TO	BK	S	MN
Moses	5-10	1-4	0-1	3	5	11	1	5	0	1	24
Street	0-3	0-0	0-0	2	1	0	0	1	0	0	9
Tubbs	2-3	0-0	0-0	1	3	4	1	0	0	0	17
Skinner	1-6	1-5	0-0	2	1	3	2	0	0	1	24
Barnes	2-7	0-1	1-3	4	2	5	5	0	0	1	26
Smith	3-6	1-3	0-0	2	0	7	1	1	0	3	16
Lusk	4-5	0-0	2-2	2	4	10	1	5	0	0	17
Davis	4-4	0-0	0-0	1	2	8	0	0	0	0	12
Winters	3-4	0-0	0-3	3	1	6	0	1	0	0	12
Lookingbill	0-1	0-1	2-2	1	1	2	0	0	0	1	3
Webb	1-3	0-0	1-2	4	2	3	1	0	0	0	17
Earl	2-7	0-0	5-6	7	3	9	1	4	2	2	23
Team				3							
Totals	27-59	3-14	11-19	35	25	68	13	17	2	9	200
	FG%: .458	3-PT%: .214	FT%: .579								

Notre Dame - - 77

Name	FG	3-PT	FT	RB	PF	TP	A	TO	BK	S	MN
Ellis	5-12	1-1	9-10	8	3	20	1	4	2	0	35
Sweet	5-7	0-0	2-2	3	1	12	0	2	0	0	22
Tower	2-3	0-0	0-0	3	4	4	1	1	1	0	27
Singleton	2-5	0-0	2-2	4	4	6	9	4	0	1	36
Bennett	7-14	3-3	4-8	6	2	21	5	2	0	2	36
Boyer	0-2	0-1	2-2	0	0	2	1	0	0	0	3
Ellery	3-6	0-2	4-6	3	3	10	0	0	0	1	26
Cozen	0-0	0-0	0-0	1	0	0	0	2	0	0	6
Ross	1-1	0-0	0-0	0	1	2	0	0	0	0	6
Ross	0-0	0-0	0-0	1	1	0	0	0	0	0	3
Team				2							
Totals	25-50	4-7	23-30	31	19	77	17	15	3	4	200
	FG%: .500	3-PT%: .571	FT%: .767								

Score by Periods:

Iowa	30	38	68
Notre Dame	35	42	77

ATTENDANCE: 6,608

IOWA 96, DEPAUL 87 (1st Round)

March 15, 1995, Mark of the Quad Cities, Moline, IL

DePaul - - 87

Name	FG	3-PT	FT	RB	PF	TP	A	TO	BK	S	MN
Macon	2-4	0-0	1-2	2	2	5	1	2	0	0	32
Kleinschmidt	7-17	1-6	4-6	6	2	19	5	3	0	0	33
Bowden	9-12	0-0	0-0	4	2	18	2	2	1	1	29
Cole	5-15	2-10	5-6	2	4	17	9	4	0	2	39
Patton	2-4	1-1	2-2	4	2	7	2	4	0	2	25
Currie	3-4	0-0	2-5	4	1	8	2	1	1	2	18
Watts	3-5	0-2	1-1	0	3	7	2	0	0	1	15
Singer	2-3	2-3	0-0	2	1	6	0	0	0	0	9
Team				1							
Totals	33-64	6-22	15-22	26	17	87	23	17	2	8	200
	FG%: .515	3-PT%: .270	FT%: .681								

Iowa - - 96

Name	FG	3-PT	FT	RB	PF	TP	A	TO	BK	S	MN
Murray	5-9	0-0	2-2	3	3	12	0	3	1	2	30
Settles	7-12	0-4	4-4	9	2	18	5	6	0	0	28
Bartels	6-8	3-5	2-2	7	1	17	3	0	0	5	30
Woolridge	5-11	0-1	7-8	4	3	17	10	1	0	1	31
Kingsbury	6-15	3-11	4-4	2	1	19	2	2	0	1	33
Glasper	0-0	0-0	2-2	2	0	2	1	1	0	0	9
Bowen	1-3	0-0	0-0	5	2	2	2	1	2	0	13
Skillett	2-3	0-0	0-0	1	1	4	0	0	0	0	8
Carter	1-2	0-0	0-0	2	1	2	0	0	0	0	11
Millard	1-1	0-0	1-1	1	2	3	1	1	0	1	7
Team				0							
Totals	34-64	6-21	22-23	40	16	96	24	17	3	10	200
	FG%: .531	3-PT%: .286	FT%: .956								

Score by Periods:

DePaul	34	53	87
Iowa	46	50	96

ATTENDANCE: 10,678

IOWA 66, OHIO UNIVERSITY 62 (2nd Round)

March 21, 1995, Carver-Hawkeye Arena, Iowa City, IA

Ohio - - 62

Name	FG	3-PT	FT	RB	PF	TP	A	TO	BK	S	MN
Trent	8-19	0-0	2-2	10	2	18	4	3	0	0	37
Simmons	4-9	0-1	0-0	9	4	8	1	4	1	2	35
Terry	0-6	0-0	2-3	8	3	2	1	2	3	0	19
Ford	1-10	0-8	3-3	4	3	5	4	1	0	5	38
Reese	3-5	2-2	0-1	5	2	8	1	5	0	1	28
Johnson	2-8	2-8	4-4	2	3	10	1	2	0	0	22
Sears	5-6	0-0	1-2	3	4	11	0	1	0	0	19
Greenwood	0-0	0-0	0-0	1	0	0	0	0	1	1	2
Team				1							
Totals	23-63	4-19	12-15	43	21	62	12	18	5	9	200
	FG%: .365	3-PT%: .211	FT%: .800								

Iowa - - 66

Name	FG	3-PT	FT	RB	PF	TP	A	TO	BK	S	MN
Murray	5-7	1-1	2-4	4	4	13	0	2	0	1	32
Settles	3-11	1-4	4-4	10	4	11	2	1	0	4	24
Bartels	2-7	2-6	1-3	6	1	7	2	2	0	2	29
Woolridge	2-7	0-2	4-4	2	3	8	7	4	0	2	28
Kingsbury	6-15	5-13	2-2	8	1	19	0	2	0	3	36
Carter	0-1	0-0	1-2	4	0	1	0	0	0	0	5
Bowen	1-2	0-0	1-2	2	0	3	0	0	0	1	18
Glasper	1-1	0-0	0-2	0	2	2	2	3	0	0	12
Skillett	0-2	0-1	0-0	3	3	0	1	0	0	0	5
Millard	0-3	0-0	2-2	1	0	2	0	1	0	1	11
Team				1							
Totals	20-56	9-27	17-25	41	18	66	14	15	0	14	200
	FG%: .357	3-PT%: .333	FT%: .680								

Score by Periods:

Ohio	29	33	62
Iowa	43	23	66

ATTENDANCE: 15,500



PENN STATE 67, IOWA 64 (Quarterfinals)

March 23, 1995, Carver-Hawkeye Arena, Iowa City, IA

Penn State -- 67

Name	FG	3-PT	FT	RB	PF	TP	A	TO	BK	S	MN
Carlton	6-18	1-8	0-0	7	2	13	0	2	0	1	21
Sekunda	2-9	0-0	0-0	6	2	4	3	2	0	0	21
Amaechi	4-9	0-0	4-9	12	3	12	0	1	3	0	33
Earl	0-5	0-2	3-4	4	1	3	13	2	0	5	36
Williams	5-8	0-0	0-0	3	3	10	1	2	0	1	19
Bartram	3-5	2-4	0-0	6	1	8	1	5	0	0	20
Lisicky	4-10	4-7	0-0	1	1	12	1	3	0	0	26
Williams	1-3	0-0	1-5	6	4	3	0	1	0	0	14
Joseph	1-1	0-1	0-0	2	2	2	0	0	0	1	10
Team				3							
Totals	26-68	7-22	8-18	50	19	67	19	18	3	8	200
FG%:	.382	3-PT%:	.318			FT%:	.444				

Iowa -- 64

Name	FG	3-PT	FT	RB	PF	TP	A	TO	BK	S	MN
Murray	2-5	0-1	0-1	2	1	4	2	2	0	1	26
Settles	6-15	1-5	3-5	9	4	16	3	1	1	0	28
Bartels	3-9	1-6	1-3	3	1	8	0	2	1	2	32
Woolridge	10-17	2-3	6-8	6	1	28	5	3	1	1	35
Kingsbury	1-11	1-10	1-2	2	5	4	0	2	0	0	24
Carter	0-0	0-0	0-0	3	1	0	0	0	1	1	11
Bowen	0-0	0-0	0-0	4	3	0	0	3	4	2	14
Glasper	0-0	0-0	0-0	1	2	0	2	2	0	2	5
Skillett	0-0	0-0	0-0	1	0	0	2	0	0	2	10
Millard	2-2	0-0	0-0	4	2	4	0	1	0	0	15
Team				2							
Totals	24-59	5-25	11-19	37	20	64	14	16	8	11	200
FG%:	.407	3-PT%:	.200			FT%:	.579				

Score by Periods:

Penn State	31	36	67
Iowa	34	30	64

ATTENDANCE: 15,500

GEORGIA 100, IOWA 93 (1st Round)

March 11, 1998, Carver-Hawkeye Arena, Iowa City, IA

Georgia -- 100

Name	FG	3-PT	FT	RB	PF	TP	A	TO	BK	S	MN
Brown	3-4	0-0	5-6	5	3	11	0	2	0	0	18
Jones	5-14	1-3	3-5	8	2	14	0	2	1	0	30
Chadwick	4-5	1-1	0-0	6	3	9	1	2	0	0	23
Smith	6-10	4-6	2-2	7	2	18	5	5	0	1	35
Harrison	10-17	0-2	2-3	4	0	22	9	2	0	1	39
Jones	0-0	0-0	0-0	1	1	0	1	1	0	0	6
Ransom	6-8	0-1	2-4	5	1	14	2	3	1	2	24
Hall	2-2	0-0	0-0	6	3	4	0	1	0	0	13
Dukes	2-3	2-3	0-2	2	2	6	0	1	2	0	7
Dryden	0-0	0-0	0-0	0	1	0	0	0	0	0	1
Nordin	1-1	0-0	0-0	2	3	2	1	1	0	0	4
Team				1				1			
Totals	39-64	8-16	14-22	47	21	100	19	21	4	4	200
FG%:	.609	3-PT%:	.500			FT%:	.636				

Iowa -- 93

Name	FG	3-PT	FT	RB	PF	TP	A	TO	BK	S	MN
Davis	9-21	2-4	5-7	8	2	25	1	2	1	3	34
Galloway	2-7	1-5	0-0	0	1	5	3	1	0	1	19
Bowen	11-15	0-0	2-6	11	4	24	1	0	2	4	30
Oliver	3-6	0-0	3-4	2	4	9	4	2	0	3	24
McCausland	3-9	3-7	0-0	4	1	9	1	1	0	0	28
Bauer	0-0	0-0	2-2	0	0	2	0	0	0	1	1
Rucker	0-3	0-0	0-0	0	0	0	0	0	0	0	3
Luehrsmann	1-6	0-2	1-2	4	3	3	5	3	0	3	27
Koch	0-1	0-0	6-6	1	0	6	0	1	1	1	10
Moore	3-5	1-2	1-2	0	1	8	2	0	1	1	19
Others	1-1	0-0	0-0	0	0	2	0	0	0	0	4
Team				1							
Totals	33-74	7-20	20-29	31	16	93	17	10	5	17	200
FG%:	.446	3-PT%:	.350			FT%:	.690				

Score by Periods:

Georgia	52	48	100
Iowa	50	43	93

ATTENDANCE: 5,167

LSU 63, IOWA 61 (1st Round)

March 13, 2002, Carver-Hawkeye Arena, Iowa City, IA

Louisiana State -- 63

Name	FG	3-PT	FT	RB	PF	TP	A	TO	BK	S	MN
Dupree	8-18	0-3	3-6	11	4	19	1	2	0	2	35
Williams	1-5	0-0	8-8	7	2	10	4	1	1	4	36
Bridgewater	2-6	0-0	0-0	3	5	4	2	0	1	0	35
Bright	7-13	3-7	1-2	3	3	18	2	3	0	1	38
Hudson	4-12	1-4	0-0	3	2	9	1	3	0	1	33
Young	1-1	0-0	1-2	0	0	3	0	0	0	0	5
Thompson	0-0	0-0	0-0	0	1	0	1	0	0	0	8
Wilson	0-0	0-0	0-0	0	2	0	0	1	0	1	10
Team				3				1			
Totals	23-55	4-14	13-18	30	19	63	11	11	2	9	200
FG%:	.418	3-PT%:	.286			FT%:	.722				

Iowa -- 61

Name	FG	3-PT	FT	RB	PF	TP	A	TO	BK	S	MN
Evans	3-5	0-0	4-8	9	3	10	1	1	0	1	33
Sonderleiter	0-0	0-0	0-0	0	1	0	0	0	1	0	4
Leslie	2-4	2-2	0-0	3	3	6	3	2	0	0	20
Pierce	6-8	0-2	1-2	8	3	13	5	2	1	1	35
Recker	4-16	2-10	2-2	2	2	12	4	3	0	1	40
Hogan	1-2	1-2	0-0	1	0	3	0	3	0	0	8
Worley	2-5	0-1	1-2	2	2	5	0	4	1	0	16
Reiner	1-1	0-0	0-0	2	0	2	1	0	1	0	12
Boyd	0-2	0-2	1-2	2	0	1	0	2	0	0	9
Henderson	3-7	0-2	3-3	3	2	9	0	1	1	0	23
Team				6							
Totals	22-50	5-21	12-19	38	16	61	14	18	5	3	200
FG%:	.440	3-PT%:	.238			FT%:	.632				

Score by Periods:

Louisiana State	29	34	63
Iowa	28	33	61

ATTENDANCE: 10,511

IOWA 62, VALPARAISO, 60 (Opening Round)

March 13, 2003, Carver-Hawkeye Arena, Iowa City, IA

VALPARAISO -- 60

Name	FG	3-PT	FT	RB	PF	TP	A	TO	BK	S	MN
Gomes	4-8	0-3	1-3	4	4	9	4	2	1	2	26
Grafts	4-9	0-2	1-3	5	5	9	1	0	1	1	28
Tonagel	2-4	1-2	0-0	2	1	5	1	2	0	1	36
Nieves	0-3	0-3	0-0	2	0	0	2	0	0	0	22
Berdiel	6-12	1-2	0-1	3	2	13	3	1	0	2	28
Ortiz	6-14	1-2	1-2	1	1	14	3	1	0	4	31
Oppland	1-1	0-0	0-0	0	2	2	0	1	0	0	14
Nikkila	2-3	0-0	4-4	3	2	8	0	0	2	0	15
Team				5				2			
Totals	25-54	3-14	7-13	26	17	60	14	9	4	10	200
FG%:	.463	3PT%:	.214			FT%:	.538				

IOWA -- 62

Name	FG	3-PT	FT	RB	PF	TP	A	TO	BK	S	MN
Worley	1-3	0-2	0-0	2	5	2	3	2	2	0	28
Brunner	2-6	0-0	3-4	4	2	7	1	1	1	1	21
Reiner	4-8	0-0	3-6	10	3	11	0	2	2	1	26
Leslie	7-15	1-3	0-0	4	1	15	5	3	0	1	40
Horner	1-4	0-2	3-5	7	1	5	7	4	0	0	35
Kimm	0-0	0-0	0-0	0	0	0	0	0	0	0	3
Boyd	4-5	3-4	0-0	1	0	11	0	0	0	1	28
Sonderleiter	5-7	0-0	1-1	3	2	11	0	5	1	0	19
Team				3							
Totals	24-48	4-11	10-16	34	14	62	16	17	6	4	200
FG%:	.500	3PT%:	.364			FT%:	.625				

Score by Periods:

Valparaiso	29	31	60
Iowa	32	30	62

ATTENDANCE: 2,761



IOWA 54, IOWA STATE 53 (1st Round)

March 21, 2003, Hilton Coliseum, Ames, IA

IOWA -- 54

Name	FG	3-PT	FT	RB	PF	TP	A	TO	BK	S	MN
Leslie	5-8	0-1	1-2	3	0	11	1	4	0	0	39
Horner	2-6	1-2	4-6	2	3	9	1	4	0	1	37
Worley	5-10	0-1	3-4	5	5	13	0	4	2	2	30
Reiner	1-3	0-0	1-1	8	4	3	2	2	1	1	24
Brunner	1-2	0-0	0-0	9	3	2	1	3	2	2	22
Boyd	1-4	1-4	3-4	3	3	6	1	1	0	1	22
Sonderleiter	4-8	0-0	2-5	2	2	10	2	1	0	0	26
Team				3							
Totals	19-41	2-8	14-22	35	20	54	8	19	5	7	200
	FG%:	.463	3PT%:	.250		FT%:	.636				

IOWA STATE -- 53

Name	FG	3-PT	FT	RB	PF	TP	A	TO	BK	S	MN
Sullivan	3-16	2-10	0-2	1	3	8	1	1	0	3	39
Haluska	1-5	1-3	1-2	2	1	4	0	1	0	0	25
Vroman	7-12	0-0	6-11	9	5	20	2	2	3	2	30
Barnes	1-10	1-8	0-0	3	3	3	6	2	0	2	39
Homan	6-9	0-0	2-3	7	3	14	1	1	1	1	36
Varley	0-0	0-0	0-0	2	3	0	0	0	0	0	9
Neal	0-0	0-0	0-0	1	0	0	0	0	0	0	3
Jefferson	1-3	0-1	2-2	3	3	4	0	2	1	0	19
Team				2							
Totals	19-55	4-22	11-20	30	21	53	10	9	5	8	200
	FG%:	.345	3PT%:	.182		FT%:	.550				

Score by Periods:

Iowa	26	28	54
Iowa State	19	34	53

ATTENDANCE: 14,020

GEORGIA TECH 79, IOWA 78 (2nd Round)

March 24, 2003, Carver-Hawkeye Arena, Iowa City, IA

GEORGIA TECH -- 79

Name	FG	3-PT	FT	RB	PF	TP	A	TO	BK	S	MN
Bosh	3-6	1-2	10-13	9	4	17	1	5	1	0	34
Tarver	4-4	0-0	0-0	3	3	8	0	2	1	0	18
Elder	4-13	0-3	0-0	6	1	8	1	3	0	1	31
Jack	2-5	0-2	0-1	1	2	4	9	2	0	2	35
Lewis	3-7	3-6	3-4	4	3	12	1	0	0	1	28
Muhammad	4-8	0-0	3-5	7	2	11	2	0	0	0	21
Schenscher	1-2	0-0	0-0	2	2	2	0	0	0	0	5
Nelson	3-9	0-0	6-7	4	3	12	2	3	0	1	24
McHenry	2-2	1-1	0-0	0	2	5	0	0	0	0	4
Team				2							
Totals	26-56	5-14	22-30	38	22	79	16	15	2	5	200
	FG%:	.464	3PT%:	.357		FT%:	.733				

IOWA -- 78

Name	FG	3-PT	FT	RB	PF	TP	A	TO	BK	S	MN
Worley	0-4	0-1	2-2	5	5	2	1	4	2	3	24
Brunner	2-3	0-1	0-0	5	5	4	2	1	1	0	21
Reiner	3-6	0-0	3-5	4	3	9	0	0	0	0	26
Leslie	6-13	2-4	13-15	0	2	27	3	3	0	2	38
Horner	2-7	2-5	0-0	6	3	6	8	3	0	2	38
Kimm	0-0	0-0	0-0	0	0	0	0	1	0	0	3
Boyd	5-10	2-6	5-5	0	1	17	1	0	0	2	24
Sonderleiter	6-8	0-0	1-4	6	4	13	3	2	1	1	26
Team				2							
Totals	24-51	6-17	24-31	28	23	78	18	14	4	10	200
	FG%:	.471	3PT%:	.353		FT%:	.774				

Score by Periods:

Georgia Tech	44	35	79
Iowa	37	41	78

ATTENDANCE: 9,038

SAINT LOUIS 70, IOWA 69 (1st Round)

March 16, 2004, Family Arena, St. Charles, MO

IOWA -- 69

Name	FG	3-PT	FT	RB	PF	TP	A	TO	BK	S	MN
Pierce	7-13	0-0	2-2	6	4	16	0	5	0	0	28
Worley	4-7	1-1	1-1	9	4	10	1	3	3	1	38
Brunner	4-6	0-0	2-4	6	2	10	3	0	0	0	30
Horner	4-10	1-4	8-9	5	1	17	6	4	0	0	40
Boyd	3-6	0-3	2-2	1	2	8	4	3	0	1	35
Rand	0-0	0-0	0-0	0	0	0	0	0	0	0	3
Spurgeon	2-2	0-0	2-2	3	3	6	1	1	0	0	14
Hansen	1-3	0-0	0-0	4	1	2	0	1	3	0	12
Team				2							
Totals	25-47	2-8	17-20	39	17	69	15	18	6	2	200
	FG%:	.532	3PT%:	.250		FT%:	.850				

SAINT LOUIS -- 70

Name	FG	3-PT	FT	RB	PF	TP	A	TO	BK	S	MN
Sloan	5-12	1-5	5-8	6	2	16	5	0	0	0	39
Vouyoukas	0-2	0-0	0-0	1	1	0	0	0	0	0	10
Fisher	5-11	0-3	0-0	2	2	10	5	3	2	2	38
Bryant	4-12	1-4	1-1	4	1	10	3	2	0	1	30
Hunt	0-1	0-0	0-0	1	1	0	1	0	0	1	25
Clarke	3-5	1-3	1-2	2	2	8	0	1	0	0	12
Drejaj	7-8	4-4	5-6	1	3	23	2	0	0	1	24
Varner	1-6	0-2	1-1	1	1	3	1	0	0	1	11
Ohanon	0-2	0-0	0-0	1	2	0	1	0	0	1	11
Team				3							
Totals	25-59	7-21	13-18	22	15	70	18	6	2	7	200
	FG%:	.424	3PT%:	.333		FT%:	.722				

Score by Periods:

Iowa	35	34	69
Saint Louis	26	44	70

ATTENDANCE: 5,674

IOWA 84, DAYTON, 75 (1st Round)

March 13, 2012, Carver-Hawkeye Arena, Iowa City, IA

DAYTON -- 75

Name	FG	3-PT	FT	RB	PF	TP	A	TO	BK	S	MN
Oliver	3-11	0-3	1-2	4	3	7	1	1	0	1	28
Kavanaugh	2-4	0-0	2-2	2	2	6	0	1	0	0	26
Dillard	7-14	4-6	5-6	5	2	23	6	3	0	2	37
Johnson	3-8	0-3	2-2	7	2	8	1	0	0	0	24
Williams	4-7	2-4	2-2	0	2	12	1	0	0	0	32
Asmus	1-1	1-1	0-0	0	0	3	0	0	0	0	0+
Parker	3-10	2-7	1-2	2	1	9	0	2	0	0	25
Vonderhaar	0-0	0-0	0-0	0	0	0	1	0	0	0	0+
Fabrizius	0-6	0-6	1-2	3	1	1	0	0	0	0	12
Gavrilovic	3-5	0-0	0-0	7	1	6	0	1	0	0	14
Hill	0-0	0-0	0-0	0	1	0	0	0	0	0	2
Team				5							
Totals	26-66	9-30	14-18	35	15	75	10	9	0	3	200
	FG%:	.394	3PT%:	.300		FT%:	.778				

IOWA -- 84

Name	FG	3-PT	FT	RB	PF	TP	A	TO	BK	S	MN
McCabe	9-9	1-1	1-2	8	4	20	2	4	0	0	32
White	10-15	1-3	4-4	11	2	25	2	0	0	0	31
Marble	4-8	1-3	0-0	2	2	9	3	2	1	2	29
Gatens	2-9	2-6	1-2	2	3	7	4	1	1	0	37
Cartwright	1-4	0-1	3-4	4	0	5	11	2	1	0	35
Basabe	6-9	0-0	3-3	5	1	15	0	0	2	1	14
Oglesby	1-3	1-2	0-0	2	0	3	1	0	0	0	16
Brommer	0-0	0-0	0-0	0	0	0	0	1	0	0	3
May	0-1	0-0	0-0	0	0	0	0	0	0	0	3
Team											
Totals	33-58	6-16	12-15	34	12	84	23	11	5	3	200
	FG%:	.569	3PT%:	.375		FT%:	.800				

Score by Periods:

Dayton	41	34	75
Iowa	44	40	84

ATTENDANCE: 13,190



OREGON 108, IOWA 97 (2nd Round)

March 18, 2012, Matthew Knight Arena, Eugene, OR

IOWA - - 97

Name	FG	3-PT	FT	RB	PF	TP	A	TO	BK	S	MN
Marble	10-15	7-8	4-4	5	3	31	5	0	0	0	37
McCabe	3-6	1-1	1-2	2	5	8	0	4	0	0	13
White	7-17	1-5	7-8	8	2	22	1	0	0	1	35
Gatens	3-10	1-7	0-0	1	2	7	3	1	0	0	35
Cartwright	6-11	0-0	0-0	2	3	12	10	2	0	4	33
Olaseni	0-1	0-0	0-0	0	0	0	0	0	0	0	3
Basabe	8-13	0-0	1-1	8	5	17	0	0	0	0	18
Oglesby	0-1	0-0	0-0	0	0	0	0	0	0	0	17
Brommer	0-1	0-0	0-0	1	1	0	0	1	0	0	3
May	0-4	0-1	0-0	3	2	0	0	0	0	1	5
Stokes	0-0	0-0	0-0	0	0	0	0	0	0	0	1
Team				6							
Totals	37-79	10-22	13-15	36	23	97	19	8	0	6	200
	FG%: .468	3PT%: .455	FT%: .867								

OREGON - - 108

Name	FG	3-PT	FT	RB	PF	TP	A	TO	BK	S	MN
Jacob	2-2	0-0	0-0	4	0	4	1	0	0	0	9
Singler	9-10	3-4	4-4	6	3	25	4	1	0	0	35
Woods	3-4	0-0	0-0	0	1	6	0	0	3	0	14
Sim	4-10	3-6	4-4	4	2	15	2	1	0	1	30
Joseph	5-10	3-7	2-2	2	2	15	8	2	0	0	39
Ashaolu	7-10	0-0	8-11	6	2	22	4	1	2	0	25
Loyd	1-4	0-2	0-0	1	2	2	5	2	0	1	13
Nared	0-1	0-1	0-0	2	0	0	0	0	2	0	6
Emory	4-8	1-3	10-11	7	4	19	2	3	0	1	29
Team				0							
Totals	35-59	10-23	28-32	32	16	108	26	10	7	3	200
	FG%: .593	3PT%: .435	FT%: .875								

Score by Periods:

Iowa	51	46	97
Oregon	47	61	108

ATTENDANCE: 8,647

IOWA 68, INDIANA STATE, 52 (1st Round)

March 20, 2013, Carver-Hawkeye Arena, Iowa City, IA

INDIANA STATE - - 52

Name	FG	3-PT	FT	RB	PF	TP	A	TO	BK	S	MN
Arop	1-3	0-1	0-0	2	2	2	1	2	0	0	22
Mahurin	2-8	2-7	0-0	1	3	6	1	1	0	0	21
Gant	6-14	0-1	4-4	23	1	16	0	0	0	2	29
Cummings	2-6	0-3	0-0	4	5	4	5	1	0	1	27
Odum	2-6	1-2	0-0	7	2	5	3	6	0	2	30
Kitchell	0-1	0-0	0-0	1	0	0	0	1	0	0	7
Eitel	1-2	1-2	0-0	1	1	3	1	0	0	0	18
Brown	2-3	0-0	2-3	2	1	6	0	2	0	2	17
Smith, R.	0-0	0-0	0-0	0	0	0	0	0	0	0	0+
Burnett	1-4	0-1	4-4	3	1	6	1	1	0	0	15
Smith, K.	2-3	0-0	0-0	1	1	4	0	2	0	0	14
Team				2							
Totals	19-50	4-17	10-11	27	17	52	12	16	0	7	200
	FG%: .380	3PT%: .235	FT%: .909								

IOWA - - 68

Name	FG	3-PT	FT	RB	PF	TP	A	TO	BK	S	MN
Basabe	4-9	0-0	1-2	8	0	9	0	0	1	0	20
White	3-8	0-2	5-7	13	0	11	1	4	0	1	33
Woodbury	2-3	0-0	0-0	3	2	4	0	3	1	0	13
Marble	7-15	2-5	8-10	5	0	24	6	1	0	4	34
Gesell	1-5	0-3	0-0	0	0	2	1	1	0	1	14
Olaseni	1-2	0-0	0-2	3	3	2	0	1	2	0	13
Oglesby	1-3	1-2	0-0	1	0	3	1	0	0	0	24
Clemmons	0-0	0-0	0-0	1	3	0	0	3	0	0	6
Rickert	0-0	0-0	0-0	0	0	0	0	0	0	0	0+
Denning	0-0	0-0	0-0	0	0	0	0	0	0	0	0+
McCabe	2-8	2-5	2-2	3	3	8	1	0	0	0	13
Ingram	0-0	0-0	0-0	0	0	0	0	0	0	0	0+
May	1-4	1-2	2-3	2	2	5	1	0	0	2	30
Stokes	0-0	0-0	0-0	0	0	0	0	0	0	0	0+
Team				3							
Totals	22-57	6-19	18-26	42	13	68	11	13	4	9	200
	FG%: .386	3PT%: .316	FT%: .692								

Score by Periods:

Indiana State	30	22	52
Iowa	31	37	68

ATTENDANCE: 15,400

IOWA 75, STONY BROOK 63 (2nd Round)

March 22, 2013, Carver-Hawkeye Arena, Iowa City, IA

STONY BROOK - - 63

Name	FG	3-PT	FT	RB	PF	TP	A	TO	BK	S	MN
Warney	7-9	0-0	3-4	7	1	17	0	0	0	1	31
Brenton	2-6	0-0	1-4	5	2	5	4	2	0	0	34
King	1-2	1-2	1-2	3	1	4	1	0	0	0	12
Jackson	6-11	2-5	1-1	0	2	15	2	1	0	0	30
Coley	4-11	3-5	1-2	5	3	12	2	4	0	0	32
Bracey	0-0	0-0	0-0	1	1	0	0	1	0	0	3
Puriefoy	1-4	0-1	2-4	2	2	4	0	1	0	0	11
Rouse	1-3	0-2	0-0	0	3	2	0	2	0	0	14
Hayes	0-1	0-1	0-0	0	1	0	0	0	0	0	2
McAllister	2-4	0-0	0-0	3	3	4	0	0	1	0	22
Mayo	0-0	0-0	0-0	1	1	0	0	0	0	0	9
Team				3							
Totals	24-51	6-16	9-17	30	20	63	9	11	1	1	200
	FG%: .471	3PT%: .375	FT%: .529								

IOWA - - 75

Name	FG	3-PT	FT	RB	PF	TP	A	TO	BK	S	MN
Basabe	4-5	0-0	0-0	6	1	8	2	1	1	0	19
May	1-5	1-1	1-2	4	4	4	4	0	0	0	30
White	4-10	1-4	4-4	7	2	13	2	2	2	0	33
Woodbury	0-1	0-0	0-0	5	4	0	2	1	2	1	17
Marble	9-18	2-6	8-11	2	0	28	5	1	0	2	35
Gesell	2-6	1-3	0-0	0	1	5	3	0	0	1	19
Olaseni	2-3	0-0	1-2	6	1	5	1	0	0	0	20
Oglesby	1-2	1-2	0-0	0	1	3	0	0	0	0	12
Clemmons	0-0	0-0	1-2	0	1	1	0	0	0	0	5
McCabe	3-5	2-3	0-0	3	3	8	1	3	0	1	10
Team				1							
Totals	26-55	8-19	15-21	34	18	75	20	8	5	5	200
	FG%: .386	3PT%: .316	FT%: .692								

Score by Periods:

Stony Brook	34	29	63
Iowa	37	38	75

ATTENDANCE: 15,400

IOWA 75, VIRGINIA 64 (Quarterfinals)

March 27, 2013, John Paul Jones Arena, Charlottesville, VA

IOWA - - 75

Name	FG	3-PT	FT	RB	PF	TP	A	TO	BK	S	MN
Basabe	0-3	0-0	0-0	2	1	0	1	0	1	0	16
May	3-6	2-2	0-0	2	3	8	1	0	0	0	33
White	1-6	0-3	4-4	5	1	6	0	2	0	1	30
Woodbury	5-7	0-0	0-0	8	4	10	2	2	0	0	26
Marble	8-16	1-5	7-7	3	1	24	5	2	1	3	36
Olaseni	0-1	0-0	0-0	1	1	0	0	1	0	0	7
Oglesby	1-1	1-1	0-0	0	1	3	0	1	0	1	10
Clemmons	1-2	1-2	4-4	4	1	7	2	2	1	0	19
Gesell	3-5	1-2	0-0	1	0	7	1	1	0	2	8
McCabe	4-6	2-2	0-0	3	4	10	2	4	0	1	15
Team				5							
Totals	26-53	8-17	15-15	34	17	75	14	15	3	8	200
	FG%: .491	3PT%: .471	FT%: 1.000								

Virginia - - 64

Name	FG	3-PT	FT	RB	PF	TP	A	TO	BK	S	MN
Mitchell	2-6	0-0	5-6	7	1	9	2	2	0	2	30
Evans	0-2	0-0	0-0	1	4	0	4	1	0	2	30
Jespersion	1-2	1-2	0-0	1	2	3	0	1	0	0	18
Harris	4-11	2-5	1-2	0	3	11	1	4	0	0	34
Anderson	6-14	5-8	7-8	6	2	24	2	4	5	3	35
Browman	0-0	0-0	0-0	0	1	0	0	0	0	0	2
Barnette	0-1	0-1	0-0	0	0	0	1	1	0	0	7
Jones	1-3	0-1	0-0	0	2	2	0	1	0	0	9
Tobey	5-10	0-0	5-6	6	0	15	1	1	3	1	22
Nolte	0-1	0-1	0-0	2	0	0	0	0	0	0	11
Atkins	0-0	0-0	0-0	0	0	0	0	1	0	0	2
Team				3							
Totals	19-50	8-18	18-22	26	15	64	11	16	8	8	200
	FG%: .380	3PT%: .444	FT%: .818								



IOWA 71, MARYLAND 60 (Semifinals)

April 2, 2013, Madison Square Garden, New York, NY

IOWA -- 71

Name	FG	3-PT	FT	RB	PF	TP	A	TO	BK	S	MN
Basabe	2-7	0-0	0-0	3	3	4	1	1	0	1	15
White	1-3	0-0	8-10	8	2	10	1	2	2	1	31
Woodbury	3-8	0-0	3-4	3	3	9	0	0	2	0	29
Marble	8-16	2-5	3-4	9	1	21	3	3	1	1	33
May	3-7	1-2	5-6	4	1	12	5	0	0	3	36
Olaseni	1-1	0-0	0-0	0	3	2	0	0	0	0	6
Oglesby	0-2	0-2	0-0	0	0	0	1	0	0	1	7
Clemmons	1-3	0-0	0-0	0	0	2	2	0	0	0	17
Gesell	2-5	0-1	0-0	1	1	4	1	0	0	0	11
McCabe	3-5	1-2	0-0	2	3	7	3	0	0	0	15
Team				6							
Totals	24-57	4-12	19-24	36	17	71	17	8	5	7	200
	FG%:	.421	3PT%:	.333		FT%:	.792				

Maryland -- 60

Name	FG	3-PT	FT	RB	PF	TP	A	TO	BK	S	MN
Mitchell	3-7	0-0	0-0	4	0	6	3	3	0	0	18
Wells	4-11	0-2	1-2	4	5	9	3	1	0	0	27
Len	6-10	0-0	4-6	9	1	16	1	0	6	0	31
Howard	0-2	0-1	2-2	2	4	2	4	4	0	2	31
Faust	5-14	2-5	2-6	3	2	14	1	2	1	0	29
Aronhalt	3-8	3-6	0-0	3	0	9	0	2	0	0	25
Layman	2-5	0-1	0-0	7	4	4	0	4	2	1	27
Padgett	0-0	0-0	0-0	0	0	0	0	0	0	0	3
Cleare	0-0	0-0	0-0	1	2	0	0	0	1	0	9
Team				6							
Totals	23-57	5-15	9-16	39	18	60	12	17	10	3	200
	FG%:	.404	3PT%:	.333		FT%:	.563				

Score by Periods:

Iowa	38	33	71
Maryland	33	27	60

ATTENDANCE: 10,009

BAYLOR 74, IOWA 54 (Final)

April 4, 2013, Madison Square Garden, New York, NY

IOWA -- 54

Name	FG	3-PT	FT	RB	PF	TP	A	TO	BK	S	MN
Basabe	0-5	0-0	1-2	6	2	1	0	0	0	0	13
White	4-13	0-2	4-4	6	0	12	1	2	0	2	34
Woodbury	0-4	0-0	2-4	6	2	2	0	1	0	1	16
Marble	3-12	0-4	0-0	1	2	6	4	4	0	2	27
May	3-9	1-4	1-2	1	5	8	0	0	0	0	26
Olaseni	1-4	0-0	0-0	2	2	2	0	0	0	0	18
Oglesby	1-4	1-4	0-0	1	0	3	1	0	0	0	14
Clemmons	2-2	2-2	1-2	3	1	7	1	2	0	0	17
Gesell	4-6	1-3	4-4	2	3	13	0	1	0	0	17
Rickert	0-0	0-0	0-0	1	0	0	0	0	0	0	1
Denning	0-0	0-0	0-0	0	0	0	1	0	0	0	1
McCabe	0-8	0-5	0-0	7	3	0	3	1	0	0	14
Ingram	0-0	0-0	0-0	0	0	0	0	0	0	0	1
Stokes	0-2	0-0	0-0	0	0	0	0	0	0	0	1
Team				3							
Totals	18-69	5-24	13-18	39	20	54	11	11	0	5	200
	FG%:	.491	3PT%:	.471		FT%:	1.000				

Baylor -- 74

Name	FG	3-PT	FT	RB	PF	TP	A	TO	BK	S	MN
Walton	2-5	0-1	1-2	1	3	5	5	2	0	6	31
Jefferson	8-11	0-0	7-8	7	3	23	0	0	1	1	25
Austin	6-7	0-1	3-5	9	1	15	4	3	5	2	34
Heslip	1-4	1-4	1-2	4	2	4	0	0	0	0	24
Jackson	4-11	3-6	6-6	5	4	17	10	3	0	0	37
Rose	0-0	0-0	0-0	0	0	0	0	0	0	0	2
Gathers	3-3	0-0	0-0	4	3	6	0	2	1	0	14
Franklin	2-4	0-2	0-0	1	0	4	0	0	0	0	23
Bello	0-1	0-0	0-0	0	0	0	0	0	0	0	5
Neubart	0-1	0-1	0-0	0	0	0	0	0	0	0	1
Prince	0-1	0-0	0-0	1	1	0	0	0	0	0	3
Team				6				1			
Totals	26-48	4-15	18-23	38	17	74	19	11	7	9	200
	FG%:	.542	3PT%:	.267		FT%:	.783				

Score by Periods:

Iowa	22	32	54
Baylor	27	47	74

ATTENDANCE: 5,301

IOWA 87, SOUTH DAKOTA 75 (1st Round)

March 15, 2017, Iowa City, IA

South Dakota -- 75

Name	FG	3-PT	FT	RB	PF	TP	A	TO	BK	S	MN
Burch-Manning	4-7	0-0	0-2	6	4	8	0	2	1	1	29
Flack	6-11	0-1	4-5	5	3	16	1	3	2	2	31
Dickerson	3-8	1-3	3-4	3	3	10	2	3	0	0	21
Hurst	1-3	0-1	5-6	7	3	7	3	1	0	2	33
Mooney	8-19	5-10	2-2	5	1	23	5	1	0	3	33
Simpson	1-3	1-1	1-2	0	3	4	2	0	0	1	22
Armstrong	0-2	0-1	0-0	0	0	0	0	0	0	0	4
Peterson	1-3	0-0	3-4	3	1	5	1	2	0	2	13
Hagedorn	1-3	0-0	0-0	1	1	2	1	0	0	0	14
Power	0-0	0-0	0-0	0	0	0	0	0	0	0	0+
Team				0							
Totals	25-59	7-17	18-25	30	19	75	15	12	3	11	200
	FG%:	.424	3PT%:	.412		FT%:	.720				

Iowa -- 87

Name	FG	3-PT	FT	RB	PF	TP	A	TO	BK	S	MN
Wagner	3-3	0-0	0-0	7	3	6	0	2	0	1	19
Cook	8-8	0-0	2-5	8	2	18	3	2	1	0	29
Bohannon	7-12	3-4	2-2	2	2	19	11	1	0	1	37
Moss	6-12	4-9	0-1	4	0	16	1	0	2	1	27
Jok	7-14	3-6	3-4	6	4	20	1	2	0	1	27
Williams	0-1	0-0	0-0	0	0	0	1	1	0	0	8
Kriener	1-1	0-0	0-0	0	0	2	0	0	0	0	4
Ellingson	0-4	0-2	0-0	2	0	0	0	2	0	0	10
Uhl	0-2	0-1	0-0	1	1	0	2	0	0	0	10
Pemsl	2-3	0-0	0-3	4	3	4	2	3	0	4	16
Baer	1-2	0-1	0-0	1	3	2	0	1	1	0	13
Team				2				2			
Totals	35-62	10-23	7-15	37	18	87	21	16	4	8	200
	FG%:	.565	3PT%:	.435		FT%:	.467				

Score by Periods:

South Dakota	38	37	75
Iowa	42	45	87

ATTENDANCE: 12,864

TCU 94, IOWA 92 -- OT (2nd Round)

March 19, 2017, Carver-Hawkeye Arena, Iowa City, IA

TCU -- 94

Name	FG	3-PT	FT	RB	PF	TP	A	TO	BK	S	MN
Brodziansky	9-12	0-0	1-1	4	3	19	2	0	1	0	28
Miller	3-8	1-4	0-0	4	2	7	0	1	0	1	24
Bane	3-9	1-3	6-7	2	3	13	4	1	0	0	37
Robinson	7-16	1-3	4-4	3	3	19	11	5	0	3	44
Williams, K.	6-11	2-5	1-2	10	2	15	6	1	1	4	39
Williams, M.	1-4	1-3	0-0	1	1	3	1	0	0	0	10
Parrish	5-7	4-6	0-2	1	4	14	1	0	0	3	26
Shepard	0-0	0-0	0-0	0	2	0	0	1	0	0	1
Washburn	2-4	0-0	0-2	4	1	4	1	0	0	2	16
Team				3							
Totals	36-71	10-24	12-18	32	21	94	26	9	2	13	200
	FG%:	.507	3PT%:	.417		FT%:	.667				

Iowa -- 92

Name	FG	3-PT	FT	RB	PF	TP	A	TO	BK	S	MN
Wagner	2-4	0-0	2-6	4	2	6	3	1	0	1	19
Cook	7-7	0-0	2-5	5	2	16	0	7	0	0	28
Bohannon	8-15	7-12	2-3	2	3	25	13	3	0	0	42
Moss	0-1	0-1	0-0	1	0	0	0	0	0	0	10
Jok	8-18	5-10	1-2	3	3	22	5	3	0	0	41
Williams	0-1	0-0	0-0	0	1	0	0	1	0	0	3
Kriener	1-2	0-0	0-1	3	2	2	1	0	0	0	15
Ellingson	0-1	0-1	0-0	0	1	0	0	0	0	0	2
Uhl	1-1	0-0	0-0	1	0	2	2	1	0	0	15
Pemsl	2-5	0-0	0-0	7	3	4	2	1	1	0	16
Baer	5-8	4-6	1-2	10	4	15	0	0	3	2	34
Team				3							
Totals	34-63	16-30	8-19	39	21	92	26	17	4	3	200
	FG%:	.540	3PT%:	.533		FT%:	.421				

Score by Periods:

TCU	44	40	10	94
Iowa	40	44	8	92

ATTENDANCE: 15,400



YEAR	COACH	OVERALL GAMES					BIG TEN GAMES				
		W-L	HOME	IOWA AWAY	OPP. AVG.	AVG.	W-L	RANK	IOWA AVG.	OPP. AVG.	POSTSEASON
1902	Ed Rule	10-2	3-0	7-2	32.3	21.1	did not compete				
1903	Fred Bailey	4-3	3-1	1-2	22.6	11.9	did not compete				
1904	Ed Rule	6-2	2-1	4-1	23.4	25.0	did not compete				
1905	John Chalmers	6-8	3-1	3-7	24.9	27.9	did not compete				
1906	Ed Rule	11-5	6-1	5-4	36.5	21.0	did not compete				
1907	John Griffith	5-5	3-1	2-4	32.9	26.5	did not compete				
1908	Ed Rule	10-6	6-3	4-3	33.3	26.9	did not compete				
1909	John Griffith	8-7	4-1	4-6	27.1	18.2	1-5	8th	16.2	22.2	
1910	John Griffith	11-3	6-1	5-2	24.4	13.8	2-2	T-5th	20.0	14.8	
1911	Walter Stewart	9-4	4-1	5-3	22.8	18.6	2-2	T-5th	16.5	25.3	
1912	Walter Stewart	6-8	4-3	2-5	17.6	19.7	0-4	T-7th	11.0	33.3	
1913	Floyd Thomas	9-13	5-3	4-10	15.9	20.7	1-5	8th	10.3	24.3	
1914	Maury Kent	9-7	5-3	4-4	21.4	23.4	1-5	8th	16.8	31.5	
1915	Maury Kent	9-8	5-4	4-4	23.6	19.7	2-6	7th	16.8	21.8	
1916	Maury Kent	11-4	6-2	5-2	24.6	18.9	2-4	7th	18.0	25.7	
1917	Maury Kent	7-9	6-3	1-6	18.9	19.4	1-8	9th	15.4	22.6	
1918	Maury Kent	6-8	4-4	2-4	21.8	28.1	4-6	9th	22.6	30.1	
1919	Edwin Bannick	8-7	5-3	3-4	22.5	22.9	4-7	T-7th	20.7	25.3	
1920	James Ashmore	9-10	6-6	3-4	23.8	22.8	6-6	6th	22.7	23.8	
1921	James Ashmore	9-9	6-2	3-7	23.0	19.4	6-5	T-6th	20.2	19.7	
1922	James Ashmore	11-7	6-3	5-4	25.6	20.5	5-6	5th	23.9	23.0	
1923	Sam Barry	13-2	8-1	5-1	27.9	18.5	11-1	T-1st	27.8	18.8	
1924	Sam Barry	7-10	5-5	2-5	23.4	26.2	4-8	9th	24.3	28.3	
1925	Sam Barry	6-10	4-5	2-5	24.6	24.0	5-7	7th	24.6	22.9	
1926	Sam Barry	12-5	9-0	3-5	22.5	21.1	8-4	T-1st	20.8	21.4	
1927	Sam Barry	9-8	6-4	3-4	28.3	26.4	7-5	T-4th	28.3	26.8	
1928	Sam Barry	6-11	4-6	2-5	29.9	33.8	3-9	T-7th	29.8	36.9	
1929	Sam Barry	9-8	7-2	2-6	29.1	28.2	5-7	7th	27.6	29.8	
1930	Rollie Williams	4-13	3-7	1-6	29.1	30.1	did not compete				
1931	Rollie Williams	5-12	3-6	2-6	19.6	27.3	2-10	10th	19.3	30.2	
1932	Rollie Williams	5-12	2-7	3-5	27.0	29.5	3-9	9th	28.2	30.2	
1933	Rollie Williams	15-5	9-2	6-3	33.5	26.8	8-4	T-3rd	30.3	29.9	
1934	Rollie Williams	13-6	10-1	3-5	35.8	28.4	6-6	T-5th	33.1	31.9	
1935	Rollie Williams	10-9	6-4	4-5	35.6	32.8	6-6	6th	34.3	33.2	
1936	Rollie Williams	9-10	6-4	3-6	31.1	31.6	5-7	T-6th	29.4	32.1	
1937	Rollie Williams	11-9	7-4	4-5	34.5	33.9	3-9	T-8th	31.3	36.9	
1938	Rollie Williams	11-9	5-4	6-5	35.3	35.3	6-6	T-5th	34.8	34.3	
1939	Rollie Williams	8-11	7-4	1-7	35.5	36.5	3-9	10th	34.8	38.3	
1940	Rollie Williams	9-12	7-3	2-9	35.9	37.5	4-8	8th	37.3	40.7	
1941	Rollie Williams	12-8	8-3	4-5	44.3	39.3	4-8	8th	43.3	44.8	
1942	Rollie Williams	12-8	8-3	4-5	47.1	43.1	10-5	T-2nd	48.1	43.2	
1943	Pops Harrison	7-10	6-4	1-6	47.5	50.2	3-9	9th	44.6	52.5	
1944	Pops Harrison	14-4	10-1	4-3	52.8	40.3	9-3	T-2nd	50.3	42.8	
1945	Pops Harrison	17-1	11-0	6-1	57.2	39.2	11-1	1st	49.3	40.4	
1946	Pops Harrison	14-4	11-1	3-3	57.4	41.6	8-4	T-3rd	50.5	45.8	
1947	Pops Harrison	12-7	12-1	0-6	56.8	47.5	5-7	T-6th	54.3	52.3	
1948	Pops Harrison	15-4	12-0	3-4	56.9	47.5	8-4	2nd	53.6	51.0	
1949	Pops Harrison	10-10	10-3	0-7	55.1	54.9	3-9	8th	50.8	62.8	
1950	Pops Harrison	9-2	6-0	3-2	68.7	56.6	1-1		56.0	60.0	
	Bucky O'Connor	6-5	4-2	2-3	59.5	59.7	5-5	5th	58.4	61.1	
1951	Rollie Williams	15-7	8-2	7-5	65.0	59.5	9-5	3rd	65.4	58.5	
1952	Bucky O'Connor	19-3	10-1	9-2	69.7	61.7	11-3	2nd	72.4	64.4	
1953	Bucky O'Connor	12-10	9-2	3-8	69.8	68.3	9-9	6th	69.8	70.6	
1954	Bucky O'Connor	17-5	10-2	7-3	70.9	64.3	11-3	2nd	73.1	65.9	
1955	Bucky O'Connor	19-7	10-1	9-6	79.7	71.7	11-3	1st	81.6	74.8	NCAA Final Four
1956	Bucky O'Connor	20-6	12-1	8-5	77.7	69.9	13-1	1st	80.9	69.9	NCAA Final Four
1957	Bucky O'Connor	8-14	6-4	2-10	69.6	72.8	4-10	8th	70.8	73.9	
1958	Bucky O'Connor	13-9	8-3	5-6	73.7	73.1	7-7	6th	74.3	75.3	
1959	Sharm Scheuerman	10-12	7-3	3-9	75.7	76.6	7-7	T-5th	81.3	80.3	
1960	Sharm Scheuerman	14-10	8-3	6-7	73.0	71.0	6-8	T-6th	69.4	72.4	
1961	Sharm Scheuerman	18-6	9-3	9-3	70.9	64.7	10-4	T-2nd	66.4	61.4	
1962	Sharm Scheuerman	13-11	9-3	4-8	70.3	67.5	7-7	T-4th	70.8	71.5	

YEAR	COACH	OVERALL GAMES					BIG TEN GAMES				
		W-L	HOME	IOWA AWAY	OPP. AVG.	AVG.	W-L	RANK	IOWA AVG.	OPP. AVG.	POSTSEASON
1963	Sharm Scheuerman	9-15	4-5	5-10	65.7	70.3	5-9	8th	68.6	73.6	
1964	Sharm Scheuerman	8-15	5-6	3-9	73.8	80.8	3-11	9th	73.7	85.1	
1965	Ralph Miller	14-10	8-3	6-7	83.8	78.1	8-6	5th	82.9	78.6	
1966	Ralph Miller	17-7	12-0	5-7	82.5	74.6	8-6	T-3rd	80.8	79.8	
1967	Ralph Miller	16-8	9-2	7-6	81.5	76.9	9-5	3rd	84.0	79.6	
1968	Ralph Miller	16-9	10-2	6-7	75.2	71.9	10-4	T-1st	76.6	71.6	
1969	Ralph Miller	12-12	10-2	2-10	84.4	79.9	5-9	T-8th	79.5	82.1	
1970	Ralph Miller	20-5	11-1	9-4	98.7	87.0	14-0	1st	102.9	90.3	NCAA Sweet 16
1971	Dick Schultz	9-15	6-6	3-9	81.1	82.8	4-10	T-7th	82.9	88.2	
1972	Dick Schultz	11-13	9-3	2-10	80.0	80.7	5-9	T-8th	80.3	79.7	
1973	Dick Schultz	13-11	8-5	5-6	77.5	72.1	6-8	T-6th	77.7	77.0	
1974	Dick Schultz	8-16	7-5	1-11	73.1	81.2	5-9	7th	74.1	81.7	
1975	Lute Olson	10-16	7-5	3-11	73.0	80.6	7-11	7th	70.6	77.8	
1976	Lute Olson	19-10	10-4	9-6	82.4	79.5	9-9	5th	80.7	81.8	
1977	Lute Olson	20-7	12-2	8-5	80.4	75.3	12-6	4th	77.4	77.3	
1978	Lute Olson	12-15	8-5	4-10	74.3	73.4	5-13	8th	69.1	72.9	
1979	Lute Olson	20-8	11-3	9-5	77.4	66.5	13-5	T-1st	72.9	64.2	NCAA 2nd Round
1980	Lute Olson	23-10	11-2	12-8	73.0	65.6	10-8	4th	67.9	66.6	NCAA Final Four
1981	Lute Olson	21-7	12-2	9-5	74.8	64.4	13-5	2nd	70.2	64.8	NCAA 2nd Round
1982	Lute Olson	21-8	12-1	9-7	65.4	58.2	12-6	T-2nd	62.4	56.7	NCAA 2nd Round
1983	Lute Olson	22-9	11-3	11-6	69.7	62.5	11-7	T-2nd	67.1	62.6	NCAA Sweet 16
1984	George Raveling	13-15	8-6	5-9	58.9	57.3	6-12	T-7th	54.9	56.8	
1985	George Raveling	21-11	16-3	5-8	70.2	58.8	10-8	5th	66.9	61.8	NCAA 1st Round
1986	George Raveling	20-12	11-2	9-10	73.6	65.7	10-8	6th	72.7	65.9	NCAA 1st Round
1987	Tom Davis	30-5	13-2	17-3	87.3	74.4	14-4	3rd	83.4	72.8	NCAA Elite Eight
1988	Tom Davis	24-10	14-2	10-8	93.6	81.4	12-6	T-3rd	91.2	82.1	NCAA Sweet 16
1989	Tom Davis	23-10	15-2	8-8	89.6	81.2	10-8	4th	86.6	84.4	NCAA 2nd Round
1990	Tom Davis	12-16	11-5	1-11	75.4	80.1	4-14	T-8th	75.6	87.1	
1991	Tom Davis	21-11	13-4	8-7	76.8	72.1	9-9	T-5th	73.2	72.9	NCAA 2nd Round
1992	Tom Davis	19-11	13-2	6-9	81.1	72.0	10-8	5th	73.9	71.9	NCAA 2nd Round
1993	Tom Davis	23-9	15-1	8-8	78.3	65.4	11-7	T-3rd	73.7	69.6	NCAA 2nd Round
1994	Tom Davis	11-16	9-6	2-10	83.5	81.7	5-13	T-10th	80.6	84.5	
1995	Tom Davis	21-12	13-5	8-7	83.6	74.6	9-9	T-7th	81.3	77.3	
1996	Tom Davis	24-8	14-1	10-7	79.6	67.9	12-6	T-2nd	74.1	67.6	NCAA 2nd Round
1997	Tom Davis	23-9	14-2	9-7	72.3	63.7	12-6	T-2nd	69.7	62.2	NCAA 2nd Round
1998	Tom Davis	20-11	11-5	9-6	80.2	67.5	9-7	T-5th	74.4	69.8	
1999	Tom Davis	20-10	11-4	9-6	73.9	70.0	9-7	T-3rd	71.9	71.1	NCAA Sweet 16
2000	Steve Alford	14-16	9-4	5-12	68.8	71.6	6-10	T-7th	65.1	71.1	
2001	Steve Alford	23-12	12-4	11-8	74.1	70.5	7-9	T-6th	71.7	73.6	NCAA 2nd Round
2002	Steve Alford	19-16	13-4	6-12	72.6	68.1	5-11	T-8th	67.4	70.9	
2003	Steve Alford	17-14	11-7	6-7	69.1	66.5	7-9	T-8th	69.1	71.0	
2004	Steve Alford	16-13	11-3	5-10	71.4	68.9	9-7	4th	71.0	69.6	
2005	Steve Alford	21-12	13-3	8-9	72.9	67.3	7-9	7th	68.2	67.2	NCAA 1st Round
2006	Steve Alford	25-9	17-0	8-9	66.3	58.9	11-5	T-2nd	66.6	62.6	NCAA 1st Round
2007	Steve Alford	17-14	14-2	3-12	68.4	65.6	9-7	T-4th	67.0	66.9	
2008	Todd Lickliter	13-19	10-8	3-11	56.1	58.0	6-12	8th	55.4	60.2	
2009	Todd Lickliter	15-17	13-4	2-13	60.2	59.6	5-13	10th	57.9	62.5	
2010	Todd Lickliter	10-22	9-9	1-13	60.5	66.0	4-14	T-9th	57.9	66.9	
2011	Fran McCaffery	11-20	8-8	3-12	67.2	68.1	4-14	10th	65.2	72.8	
2012	Fran McCaffery	18-17	14-6	4-11	73.0	72.5	8-10	T-7th	67.8	71.6	
2013	Fran McCaffery	25-13	18-2	7-11	70.1	62.8	9-9	6th	66.3	64.6	
2014	Fran McCaffery	20-13	13-4	7-9	81.5	70.3	9-9	6th	78.3	73.6	NCAA First Four
2015	Fran McCaffery	22-12	14-4	8-8	69.8	62.3	12-6	T-3rd	69.1	63.8	NCAA 2nd Round
2016	Fran McCaffery	22-11	13-2	9-9	77.6	69.3	12-6	T-3rd	75.8	69.3	NCAA 2nd Round
2017	Fran McCaffery	19-15	15-5	4-10	80.5	78.1	10-8	T-5th	77.0	77.9	
2018	Fran McCaffery	14-19	9-6	5-13	79.7	78.7	4-14	T-11th	76.1	83.1	
2019	Fran McCaffery	23-12	14-4	9-8	78.3	73.9	10-10	6th	75.1	76.7	NCAA 2nd Round
2020	Fran McCaffery	20-11	14-2	6-9	77.7	72.3	11-9	T-5th	76.2	75.0	NCAA Canceled
2021	Fran McCaffery	22-9	14-2	8-7	83.7	72.7	14-6	3rd	80.3	71.9	NCAA 2nd Round
2022	Fran McCaffery	26-10	15-3	11-7	83.2	71.2	12-8	T-4th	79.6	72.7	NCAA 1st Round
Totals		1,720-1,188	1,097-377	623-811			815-812				



RANKED ACCORDING TO TOTAL VICTORIES

NAME	YEARS	OVERALL		BIG TEN	
		W-L	PCT.	W-L	PCT.
Tom Davis	1986-99	271-138	.663	126-104	.548
Fran McCaffery	2010-	242-162	.599	115-109	.513
Lute Olson	1975-83	168-90	.651	92-70	.568
Steve Alford	1999-07	152-106	.589	61-67	.477
Rollie Williams	1930-42, 51	139-131	.515	69-92	.429
Bucky O'Connor*	1950, 52-58	114-59	.659	71-41	.634
Pops Harrison*	1943-50	98-42	.700	48-38	.558
Ralph Miller	1965-70	95-51	.651	54-30	.643
Sharm Scheuerman	1959-64	72-69	.511	38-46	.452
Sam Barry	1923-29	62-54	.534	43-41	.512
George Raveling	1984-86	54-38	.587	26-28	.481
Maury Kent	1914-18	42-36	.538	10-29	.256
Dick Schultz	1971-74	41-55	.427	20-36	.357
Todd Lickliter	2007-10	38-58	.396	15-39	.278
Ed Rule	1902, 04, 06, 08	37-15	.712	0-0	.000
James Ashmore	1920-22	29-26	.527	17-17	.500
John Griffith	1907, 09-10	24-15	.615	3-7	.300
Walter Stewart	1911-12	15-12	.556	2-6	.250
Floyd Thomas	1913	9-13	.409	1-5	.167
Edwin Bannick	1919	8-7	.533	4-7	.364
John Chalmers	1905	6-8	.429	0-0	.000
Fred Bailey	1903	4-3	.571	0-0	.000
TOTALS		1,720-1,188	.591	815-812	.501

RANKED ACCORDING TO OVERALL GAME WINNING PERCENTAGE

NAME	YEARS	OVERALL		BIG TEN	
		W-L	PCT.	W-L	PCT.
Ed Rule	1902, 04, 06, 08	37-15	.712	0-0	.000
Pops Harrison*	1943-50	98-42	.700	48-38	.558
Tom Davis	1986-99	271-138	.663	126-104	.548
Bucky O'Connor*	1950, 52-58	114-59	.659	71-41	.634
Lute Olson	1975-83	168-90	.651	92-70	.568
Ralph Miller	1965-70	95-51	.651	54-30	.643
John Griffith	1907, 09-10	24-15	.615	3-7	.300
Fran McCaffery	2010-	242-162	.599	115-109	.513
Steve Alford	1999-07	152-106	.589	61-67	.477
George Raveling	1984-86	54-38	.587	26-28	.481
Fred Bailey	1903	4-3	.571	0-0	.000
Walter Stewart	1911-12	15-12	.556	2-6	.250
Maury Kent	1914-18	42-36	.538	10-29	.256
Sam Barry	1923-29	62-54	.534	43-41	.512
Edwin Bannick	1919	8-7	.533	4-7	.364
James Ashmore	1920-22	29-26	.527	17-17	.500
Rollie Williams	1930-42, 51	139-131	.515	69-92	.429
Sharm Scheuerman	1959-64	72-69	.511	38-46	.452
John Chalmers	1905	6-8	.429	0-0	.000
Dick Schultz	1971-74	41-55	.427	20-36	.357
Floyd Thomas	1913	9-13	.409	1-5	.167
Todd Lickliter	2007-10	38-58	.396	15-39	.278
TOTALS		1,720-1,188	.591	815-812	.501

*Both Pops Harrison and Bucky O'Connor coached 11 games in 1949-50



Coach Ed Rule

1901-02 (10-2)

11/6	Grinnell	W, 34-19
12/14	Upper Iowa	W, 42-13
1/15	at Upper Iowa	W, 27-26
1/16	at Dubuque YMCA	W, 36-27
1/17	at Augustana (IL)	W, 22-21
1/24	at West College	W, 24-7
2/1	at Wilton	W, 66-4
2/5	Kansas	W, 40-27
2/14	at D. M. YMCA	W, 42-17
2/15	at Grinnell	W, 25-21
3/1	at Minnesota	L, 10-47
3/3	at Minnesota A.C.	L, 20-24

Coach Fred Bailey

1902-03 (4-3)

1/24	Wilton	W, 68-7
1/29	at Des Moines College	W, N/A
1/30	at Des Moines YMCA	L, 21-24
2/2	at Grinnell	L, 5-6
2/14	Grinnell	L, 13-15
N/A	West College	W, 24-14
N/A	Highland Park	W, 27-17

Coach Ed Rule

1903-04 (6-2)

12/4	Grinnell	W, 39-35
1/7	at Augustana (IL)	W, 20-12
1/14	at Grinnell	W, 21-20
1/15	at Des Moines YMCA	W, 23-16
1/17	at Highland Park	W, 28-19
1/30	Augustana (IL)	L, 21-44
N/A	at Grinnell	L, 12-35
2/19	Grinnell	W, 23-19

Coach John Chalmers

1904-05 (6-8)

1/11	at Minnesota A.C.	W, 24-18
1/12	at Minnesota	L, 17-48
1/21	at Augustana (IL)	L, 20-41
1/26	at Highland Park	W, 23-22
1/27	at Des Moines YMCA	W, 24-22
1/28	at Grinnell	L, 22-32
2/4	Augustana (IL)	W, 28-24
2/18	Des Moines YMCA	L, 25-33
2/23	Grinnell	W, 24-17
2/28	at Iowa Natl. Guard	L, 26-46
3/4	Coe	W, 50-9
3/6	at Grinnell	L, 26-34
3/10	at Chicago	L, 16-20
3/11	at Northwestern	L, 23-24

Coach Ed Rule

1905-06 (11-5)

N/A	Augustana (IL)	W, 25-11
N/A	Lewis Institute	L, 25-31
N/A	at Coe	W, 65-20
N/A	Grinnell	W, 26-13
1/13	UNI	W, 51-9
1/26	at Iowa Natl. Guard	W, 42-26
2/1	at Central YMCA	L, 24-35
2/2	at Chicago	L, 20-27
2/14	Kansas	W, 29-19
2/16	at UNI	W, 70-25
2/17	at Coe	W, 43-13
2/22	at Grinnell	L, 19-20
2/23	at Des Moines YMCA	L, 27-33
3/2	at Augustana (IL)	W, 28-25
3/3	Coe	W, 70-12
3/9	Grinnell	W, 20-17

Coach John Griffith

1906-07 (5-5)

12/13	UNI	W, 73-16
1/12	Coe	W, 49-35
1/18	at Des Moines YMCA	L, 26-32
1/19	at Highland Park	W, 32-17
1/21	at Nebraska	L, 17-27
1/23	at Kansas City A.C.	L, 28-35
1/30	at Grinnell	W, 20-17
2/9	Grinnell	L, 21-24
2/16	at Coe	L, 31-33
2/22	Nebraska	W, 32-29

Coach Ed Rule

1907-08 (10-6)

12/7	at Cedar Rapids YMCA	W, 69-39
12/14	Cedar Rapids YMCA	W, 63-12
12/20	Chicago	L, 26-35
N/A	at Upper Iowa	W, 42-25
1/8	Minnesota	L, 12-31
N/A	at Luther	W, 34-32
N/A	at Chicago	L, 12-32
N/A	Minnesota	L, 25-33
1/20	Grinnell	W, 15-13
1/30	Missouri	W, 46-16
2/14	Illinois	W, 46-36
2/15	at Coe	W, 42-28
2/22	at Grinnell	L, 11-34
2/27	Coe	W, 38-12
3/7	Nebraska	W, 39-26
3/11	at Grinnell	L, 12-26

Coach John Griffith

1908-09 (8-7, 1-5 Big Ten/8th)

1/13	UNI	W, 42-12
1/21	Coe	W, 48-10
1/28	at Chicago	L, 10-29
1/29	at Indiana	L, 12-18
1/30	at Purdue	L, 11-17
2/2	Haskell Indians	W, 32-18
2/6	Grinnell	L, 18-19
2/9	at Coe	W, 36-24
2/12	at Grinnell	L, 14-25
2/18	Minnesota	W, 37-14
2/19	at UNI	W, 49-9
2/22	at Drake	W, 36-13
2/26	at Luther	W, 34-12
2/27	at Minnesota	L, 18-23
3/1	at Wisconsin	L, 9-30

1909-10 (11-3, 2-2 Big Ten/T-5th)

1/10	at Coe	W, 32-17
1/19	at Luther	W, 19-15
1/20	at Minnesota	L, 9-20
1/22	at UNI	W, 34-11
1/29	Grinnell	W, 20-13
2/3	Minnesota	L, 18-22
2/4	at Drake	W, 26-8
2/5	at Iowa State	W, 30-27
2/11	at Grinnell	L, 13-18
2/16	Missouri	W, 20-6
2/19	at Northwestern	W, 18-11
2/27	Iowa State	W, 24-12
3/1	Drake	W, 43-7
3/5	Northwestern	W, 35-6

Coach Walter Stewart

1910-11 (9-4, 2-2 Big Ten/T-5th)

1/10	Coe	W, 51-19
1/21	Drake	W, 30-20
1/27	Northwestern	W, 17-10
2/9	at Carleton	W, 25-14
2/10	at Minnesota	L, 7-37
2/11	at UNI	W, 43-17
2/17	at Lewis Institute	L, 10-19
2/18	at Northwestern	W, 27-18
2/20	Cornell	W, 24-10
2/23	at Drake	W, 21-15
2/27	at Grinnell	L, 10-21
3/4	Minnesota	L, 15-36
3/9	at Grinnell	W, 12-10

1911-12 (6-8, 0-4 Big Ten/T-7th)

12/20	Iowa Wesleyan	W, 41-22
1/5	Wisconsin	L, 12-38
1/16	Leander Clarke	W, 23-11
1/22	Minnesota	L, 17-36
1/27	UNI	W, 28-8
2/10	Grinnell	L, 19-20
2/12	at St. Joseph	L, 9-11
2/13	at Sacred Heart	W, 14-12
2/14	at Wisconsin	L, 5-30
2/22	Cornell	W, 24-10
N/A	at Grinnell	L, 14-18
2/29	UNI	W, 21-16
3/1	at Minnesota	L, 10-29
3/2	at Carleton	L, 9-15

Coach Floyd Thomas

1912-13 (9-13, 1-5 Big Ten/8th)

12/16	Leander Clarke	W, 14-10
12/30	at Ottumwa	L, 17-41
12/31	at Highland Park	L, 4-14
1/1	at Iowa Natl. Guard	W, 25-16
1/2	at Des Moines YMCA	L, 10-15
1/3	at Simpson	L, 14-24
1/11	UNI	W, 24-20
1/16	at Northwestern	L, 12-29
1/17	at Chicago	L, 8-28
1/18	at Illinois	L, 9-35
1/24	Grinnell	L, 12-26
2/3	Coe	W, 42-12
2/5	at Cornell	W, 13-3
2/8	Iowa State	W, 27-15
2/15	Minnesota	L, 10-26
2/18	Cornell	W, 19-16
2/21	at Grinnell	L, 11-35
2/25	at Iowa State	W, 21-13
3/1	Northwestern	L, 11-19
3/6	at UNI	L, 15-21
3/7	at Minnesota	W, 12-9
3/8	at Carleton	L, 20-28

Coach Maury Kent

1913-14 (9-7, 1-5 Big Ten/8th)

12/12	Leander Clarke	W, 24-13
1/7	UNI	W, 21-20
1/14	Cornell	W, 50-13
1/17	at Chicago	L, 13-47
1/19	Minnesota	W, 16-14
1/23	Grinnell	L, 20-38
1/31	Iowa State	W, 22-15
2/11	at UNI	W, 27-14
2/12	at Minnesota	L, 13-34
2/13	at Carleton	L, 16-25
2/16	Chicago	L, 13-28
2/21	Northwestern	L, 23-35
2/24	at Iowa State	W, 21-16
2/27	at Grinnell	W, 20-18
3/3	at Cornell	W, 20-13
3/7	at Northwestern	L, 23-41

1914-15 (9-8, 2-6 Big Ten/7th)

12/14	Iowa Wesleyan	W, 46-22
1/9	UNI	W, 44-16
1/13	at Northwestern	L, 15-26
1/16	Cornell	W, 32-16
1/19	Indiana	W, 29-20
1/22	at Minnesota	L, 14-29
1/23	at Carleton	L, 19-20
1/30	Grinnell	L, 14-15
2/8	Ohio State	L, 16-17
2/13	Minnesota	L, 9-11
2/16	Iowa State	W, 27-12
2/19	at Grinnell	W, 26-20
2/22	at Ohio State	L, 15-27
2/23	at Indiana	W, 20-19
3/1	at Cornell	W, 36-22
3/4	at Iowa State	W, 23-18
3/6	Northwestern	L, 16-25



1915-16 (11-4, 2-4 Big Ten/7th)

12/21	Iowa Wesleyan	W, 55-6
1/7	Cornell	W, 30-12
1/10	Wisconsin#	L, 31-36
1/15	at Chicago	W, 19-18
1/21	at Minnesota	L, 11-26
1/25	Grinnell	W, 25-16
1/29	Drake	W, 31-24
2/7	at Cornell	W, 28-19
2/12	Chicago	W, 16-15
2/15	at Drake	W, 22-14
2/19	Iowa State	W, 26-9
2/23	Minnesota	L, 13-21
2/26	at Grinnell	W, 22-15
2/28	at Wisconsin	L, 19-38
3/4	at Iowa State	W, 22-14

1916-17 (7-9, 1-8 Big Ten/9th)

12/15	UNI	W, 33-15
12/19	Lombard	W, 39-11
1/6	at Chicago	L, 15-22
1/9	Cornell	W, 28-13
1/12	Indiana	L, 12-21
1/19	at Indiana	L, 7-12
1/20	at Purdue##	L, 17-19
1/24	at Northwestern	L, 15-24
1/27	Grinnell	W, 19-16
2/9	Chicago	W, 24-17
2/16	at Iowa State	L, 12-24
2/19	Minnesota	L, 15-39
2/23	at Grinnell	W, 17-15
2/27	Iowa State	W, 15-13
3/2	at Minnesota	L, 19-31
3/10	Northwestern	L, 15-18

1917-18 (6-8, 4-6 Big Ten/9th)

12/15	Cornell	L, 18-38
12/20	Lombard	L, 15-25
1/5	at Chicago	L, 20-46
1/8	Wisconsin	L, 22-36
1/19	at Minnesota	L, 18-33
1/21	at Wisconsin	L, 19-34
1/28	Purdue	W, 33-19
2/4	Minnesota	W, 25-21
2/9	Iowa State	W, 24-9
2/16	Indiana	L, 25-29
2/23	Chicago	W, 29-26
3/1	at Iowa State	W, 22-20
3/8	at Indiana	W, 13-11
3/9	at Purdue	L, 22-46

Coach Edwin Bannick

1918-19 (8-7, 4-7 Big Ten/T-7th)

1/8	Coe	W, 25-22
1/13	Indiana	L, 14-23
1/17	at Chicago	L, 19-31
1/18	at Northwestern	W, 29-28
1/24	at Indiana	W, 21-12
1/25	at Purdue	L, 19-32
2/1	Minnesota	L, 18-28
2/8	at Minnesota	L, 22-36
2/10	at Wisconsin	L, 19-28
2/15	Iowa State	W, 27-17
2/19	Chicago	L, 10-22
2/22	Cornell	W, 28-6
3/1	at Iowa State	W, 29-20
3/8	Northwestern	W, 28-12
3/11	Wisconsin	W, 29-27

Coach James Ashmore

1919-20 (9-10, 6-6 Big Ten/6th)

12/15	Cornell	L, 20-22
12/17	Cornell	L, 16-24
12/18	Cornell	L, 32-35
1/1	Coe	W, 39-11
1/2	Coe	L, 21-22
1/5	Wisconsin	L, 18-35
1/9	at Minnesota	L, 19-21
1/17	at Northwestern	W, 25-13
1/19	at Wisconsin	W, 21-20
1/23	Iowa State	W, 27-15
1/27	Chicago	W, 22-19
2/2	Minnesota	W, 30-5

2/7	Indiana	W, 28-20
2/10	at Chicago	L, 18-37
2/13	at Indiana	L, 19-25
2/14	at Purdue	L, 19-25
2/20	Purdue	L, 26-42
2/27	Northwestern	W, 27-23
3/6	at Iowa State	W, 26-19

1920-21 (9-9, 6-5 Big Ten/T-6th)

12/29	at Rockford	W, 33-16
12/31	at Illinois Wesleyan	L, 26-29
1/1	at Millikin	L, 22-24
1/6	Coe	W, 33-5
1/10	Cornell	W, 44-13
1/15	at Minnesota	L, 19-24
1/21	at Michigan	L, 15-19
1/22	at Chicago	L, 17-42
1/31	Chicago	W, 17-16
2/7	Minnesota	L, 14-17
2/15	Iowa State	L, 16-20
2/19	Purdue	W, 20-15
2/21	Indiana	W, 22-15
2/26	at Indiana	W, 26-17
3/5	at Purdue	L, 19-21
3/11	at Iowa State	L, 18-26
3/14	Northwestern	W, 33-17
3/28	at Northwestern	W, 20-14

1921-22 (11-7, 5-6 Big Ten/5th)

12/10	Augustana (IL)	W, 41-16
12/17	Cornell	W, 34-14
12/20	Lombard	W, 26-14
12/22	at Creighton	L, 17-19
12/23	at Creighton	W, 20-17
12/31	at Knox	W, 27-21
1/2	Upper Iowa	W, 32-15
1/7	Wisconsin	L, 15-18
1/14	at Minnesota	L, 16-24
1/21	Purdue	L, 22-36
1/28	at Purdue	L, 26-27
2/11	at Chicago	W, 27-17
2/13	at Wisconsin	W, 24-18
2/18	Ohio State	W, 31-27
2/23	Minnesota	W, 29-21
2/27	Michigan	L, 20-22
3/4	at Michigan	L, 19-25
3/6	at Ohio State	W, 34-18

Coach Sam Barry

1922-23 (13-2, 11-1 Big Ten/T-1st)

12/10	Knox	W, 21-11
12/19	Cornell	W, 36-19
1/3	Notre Dame	L, 23-24
1/6	at Chicago	W, 35-23
1/15	Michigan	W, 18-17
1/20	Ohio State	W, 46-21
1/27	Northwestern	W, 29-22
1/29	at Minnesota	W, 32-16
2/3	Chicago	W, 20-12
2/10	at Northwestern	W, 28-11
2/12	at Ohio State	W, 36-25
2/22	Indiana	W, 19-13
2/26	Minnesota	W, 29-24
3/3	at Michigan	W, 20-18
3/5	at Indiana	L, 21-23

1923-24 (7-10, 4-8 Big Ten/9th)

12/8	North Dakota	W, 22-11
12/15	Butler	W, 26-23
12/18	Cornell	W, 25-15
1/2	at Creighton	L, 13-36
1/5	Marquette	L, 20-21
1/12	Purdue	W, 36-26
1/19	at Michigan	L, 18-23
1/21	at Ohio State	L, 28-43
2/2	Chicago	L, 18-31
2/9	Ohio State	L, 24-26
2/16	at Chicago	W, 21-13
2/22	Illinois	L, 14-26
2/25	Michigan	L, 25-27
2/29	at Illinois	L, 19-38
3/3	at Purdue	W, 40-31
3/8	Wisconsin	W, 22-19
3/11	at Wisconsin	L, 26-36

1924-25 (6-10, 5-7 Big Ten/T-7th)

12/13	Wabash	L, 24-28
12/18	Butler	L, 22-26
1/1	at Marquette	W, 28-17
1/5	Minnesota	W, 27-19
1/9	Purdue	W, 35-19
1/17	Creighton	L, 20-38
1/24	at Illinois	L, 15-23
1/31	Indiana	L, 28-30
2/7	at Northwestern	W, 35-20
2/9	at Indiana	L, 21-28
2/14	at Purdue	L, 23-35
2/16	at Wisconsin	L, 15-16
2/21	at Minnesota	L, 18-20
2/27	Illinois	W, 33-25
3/3	Wisconsin	L, 23-25
3/7	Northwestern	W, 26-15

1925-26 (12-5, 8-4 Big Ten/T-1st)

12/7	Saint Louis	W, 35-19
12/12	Wabash	W, 38-26
12/17	Butler	W, 26-24
12/18	at Notre Dame	L, 16-17
1/2	at Marquette	W, 19-16
1/9	at Chicago	W, 18-13
1/11	at Michigan	L, 16-22
1/16	Indiana	W, 29-22
1/23	at Ohio State	L, 21-35
1/25	at Northwestern	L, 21-27
2/1	at Indiana	L, 20-30
2/6	Minnesota	W, 21-14
2/13	Michigan	W, 24-21
2/20	Northwestern	W, 12-11
2/27	Chicago	W, 32-20
3/3	Ohio State	W, 18-17
3/13	at Minnesota	W, 17-15

1926-27 (9-8, 7-5 Big Ten/T-4th)

12/4	Saint Louis	W, 43-13
	Wabash	L, 13-28
12/20	Notre Dame	L, 18-19
1/1	at Marquette	W, 35-21
	at Chicago	W, 19-13
1/10	at Purdue	W, 39-25
1/15	Michigan	L, 22-41
1/22	at Illinois#	L, 33-40
	Butler	L, 32-47
2/5	Ohio State	W, 39-25
2/12	Illinois	W, 26-24
2/19	Purdue	W, 33-28
2/22	at Wisconsin	L, 21-24
	Chicago	W, 25-23
3/5	at Ohio State	L, 28-30
3/7	at Michigan#	L, 29-31
3/11	Wisconsin	W, 26-17

1927-28 (6-11, 3-9 Big Ten/T-7th)

	Knox	W, 30-21
12/12	Notre Dame	L, 20-23
12/19	Pittsburgh#	L, 40-44
1/1	at Marquette	W, 31-17
1/7	at Minnesota	L, 32-33
1/9	Northwestern	L, 32-37
1/13	Illinois	W, 36-30
1/21	Purdue	L, 28-46
1/30	Creighton	W, 30-26
2/6	Minnesota	W, 30-27
2/11	at Indiana	L, 33-50
2/13	at Northwestern	L, 28-49
2/20	Wisconsin	L, 21-31
2/24	at Illinois	W, 41-27
2/26	Indiana	L, 39-49
3/3	at Wisconsin	L, 17-20
3/5	at Purdue	L, 20-44

1928-29 (9-8, 5-7 Big Ten/7th)

12/8	South Dakota	W, 37-17
	Washington (MO)	W, 22-18
12/21	at Marquette	W, 38-15
12/30	at Pittsburgh	L, 39-45
1/5	Ohio State	W, 34-26
1/12	Michigan	L, 25-36
1/14	Minnesota	W, 36-23
1/17	at Northwestern	L, 27-28

YEAR-BY-YEAR SCORES

IOWA BASKETBALL



2023 MEDIA GUIDE

1/26	Creighton	W, 28-26
	at Chicago	W, 23-21
2/9	Indiana	W, 29-27
	Chicago	W, 31-20
2/18	at Minnesota	L, 22-37
2/23	at Michigan	L, 18-25
2/25	at Ohio State	L, 23-42
3/2	Northwestern	L, 33-38
3/4	at Indiana	L, 30-35

Coach Rollie Williams

1929-30 (4-13)

12/9	Duquesne	W, 35-26
12/16	Pittsburgh	L, 21-29
12/21	at Marquette	L, 19-29
12/23	at Notre Dame	L, 19-32
1/7	South Dakota State	L, 20-30
1/11	Missouri	L, 24-25
1/18	Bradley	L, 28-35
1/24	at Drake	W, 25-18
1/25	at Nebraska	L, 26-41
1/30	Oklahoma State	W, 26-21
2/8	Creighton	W, 33-28
2/15	at Concordia (MO)	L, 32-41
2/17	at Saint Louis	L, 25-32
2/22	Drake	L, 25-26
2/25	Saint Louis	L, 24-31
3/4	Marquette	L, 21-39
3/10	at Monmouth	L, 23-29

1930-31 (5-12, 2-10 Big Ten/10th)

12/8	Saint Louis	L, 14-26
12/15	Bradley	L, 16-17
12/23	at Creighton	W, 28-22
1/5	at Drake	W, 21-20
1/10	Minnesota	L, 22-26
1/12	Purdue	W, 25-23
1/17	at Wisconsin	L, 13-24
1/19	Indiana	L, 20-28
2/2	at Minnesota	L, 14-36
2/9	at Indiana	L, 18-31
2/14	Illinois	L, 23-26
2/16	Wisconsin	W, 19-17
2/21	Northwestern	L, 30-40
2/28	at Illinois	L, 13-31
3/2	at Northwestern	L, 16-41
3/7	at Purdue	L, 19-39
3/14	Notre Dame	W, 23-17

1931-32 (5-12, 3-9 Big Ten/9th)

12/5	Bradley	L, 19-24
12/12	Carleton	L, 26-35
12/19	Nebraska	W, 34-29
1/4	at Drake	W, 24-18
1/9	at Ohio State	L, 17-20
1/11	Northwestern	L, 26-32
1/16	Ohio State	L, 23-40
1/18	at Indiana	L, 27-35
2/1	at Notre Dame	L, 18-33
2/6	Chicago	W, 43-25
2/8	at Minnesota	L, 22-24
2/13	at Northwestern	W, 30-25
2/15	at Michigan	L, 22-40
2/20	Indiana	L, 33-34
2/27	Michigan	L, 27-35
2/29	at Chicago	W, 46-28
3/5	Minnesota#	L, 22-24

1932-33 (15-5, 8-4 Big Ten/T-3rd)

Pos	Starters	Pts
F	Howard Moffitt	89
F	Guelnder Krumbholz	118
C	Howard Bastian	154
G	Ben Selzer	80
G	John Grim	69
Reserves		
F	Jack Kotlow	35
F	John Barko	39

12/3	Bradley	W, 42-29
12/9	Monmouth	W, 28-22
12/12	at Drake	W, 52-11
12/17	Carleton	W, 34-19
1/3	North Dakota State	L, 17-21
1/7	Michigan	L, 25-33
1/9	at Wisconsin	L, 19-21
1/14	at Purdue	W, 35-33
1/16	at Chicago	W, 36-32
1/30	at St. Ambrose	W, 44-24
2/3	Creighton	W, 37-30
2/6	Chicago	W, 42-12
2/11	Purdue	W, 34-30
2/13	Wisconsin	W, 31-25
2/18	at Michigan	W, 36-35
2/20	at Ohio State	L, 23-38
2/25	Ohio State	W, 37-29
2/27	Illinois	W, 30-27
3/4	at Illinois	L, 16-44
3/6	at Saint Louis	W, 52-20

1933-34 (13-6, 6-6 Big Ten/T-5th)

Pos	Starters	Pts
F	John Barko	138
F	Howard Moffitt	135
C	Howard Bastian	133
G	Ben Selzer	96
G	John Grim	65
Reserves		
C/F	Ivan Blackmer	58
G	Albert Bobby	14
G/F	Fred Schwartz	13

12/2	Millikin	W, 47-27
12/11	Iowa State	W, 30-12
12/16	Carleton	W, 44-24
1/2	South Dakota	W, 42-32
1/6	Northwestern	W, 41-28
1/8	Wisconsin	W, 32-26
1/13	at Minnesota	L, 38-39
1/15	Illinois	W, 36-14
1/27	at St. Ambrose	W, 39-18
1/30	at Drake	W, 39-18
2/3	Bradley	W, 43-25
2/5	at Indiana	L, 25-34
2/10	at Purdue	W, 38-36
2/12	at Northwestern	L, 29-35
2/17	Purdue	L, 33-45
2/19	Indiana	W, 29-26
2/24	Minnesota	W, 33-30
2/26	at Illinois	L, 31-35
3/3	at Wisconsin	L, 32-35

1934-35 (10-9, 6-6 Big Ten/6th)

Pos	Starters	Pts
F	John Berko	160
F	Sid Rosenthal	110
C	Ivan Blackmer	142
G	John Grim	92
G	Albert Bobby	73
Reserves		
F	Fred Schwartz	22
F	Glen Tangeman	20
F	Richard Moran	7

12/1	Hamline	W, 38-26
12/10	Carleton	W, 36-23
12/15	Pittsburgh	L, 26-38
12/20	at Nebraska	W, 31-24
12/29	Stanford	W, 38-28
1/1	at Iowa State	L, 33-41
1/3	at Drake	L, 25-45
1/5	Ohio State	W, 32-21

1/7	Chicago	W, 39-29
1/12	at Northwestern	W, 38-35
1/14	at Minnesota#	W, 39-33
1/19	Indiana	L, 35-40
2/2	Minnesota	L, 35-36
2/9	at Ohio State	L, 24-42
2/11	at Indiana	L, 30-34
2/16	Michigan	L, 27-29
2/23	at Chicago	L, 40-41
2/25	at Michigan	W, 37-25
3/4	Northwestern	W, 35-33

1935-36 (9-10, 5-7 Big Ten/T-6th)

Pos	Starters	Pts
F	Sid Rosenthal (Sr.)	162
F	John Barko (Sr.)	72
C	Jack Drees (So.)	49
G	Joe Van Ysseldyk (So.)	76
G	Kenneth Suesens (So.)	46
Reserves		
G	Wally Gaddis (Jr.)	44
F	Fred Schwartz (Sr.)	38
C	Matt Walsh (Jr.)	36

11/30	Millikin	L, 29-33
12/10	Carleton	W, 52-27
12/14	Pittsburgh	L, 22-32
12/19	at Loyola (IL)	W, 33-26
12/21	at Western Michigan	L, 35-48
12/30	at Marquette	W, 31-27
1/4	Drake	W, 35-22
1/11	Illinois	W, 27-26
1/13	Ohio State	W, 25-23
1/18	at Wisconsin	L, 21-27
1/20	at Ohio State	L, 26-34
2/3	at Michigan#	L, 27-31
2/8	Purdue	L, 38-39
2/10	at Illinois	L, 14-36
2/15	Chicago	W, 33-20
2/17	Wisconsin	W, 32-25
2/22	Michigan	L, 25-31
2/29	at Purdue	L, 38-54
3/2	at Chicago	W, 47-39

1936-37 (11-9, 3-9 Big Ten/T-8th)

Pos	Starters	Ppg
F	Ben Stephens (So.)	8.4
F	Sam Johnson (Fr.)	5.7
C	Jack Drees (Jr.)	4.1
G	Joe Van Ysseldyk (Jr.)	4.6
G	Albert Bobby (Sr.)	2.9
Reserves		
F	Wally Gaddis (Sr.)	7.2
C	Matt Walsh (Sr.)	1.3
G	Ken Suesens (Jr.)	1.8

12/5	Bradley	W, 33-27
12/10	Carleton	W, 52-26
12/14	South Dakota	W, 44-23
12/16	Denver	W, 34-30
12/19	at Washington (MO)	W, 42-35
12/21	at Millikin	W, 37-30
1/2	at Marquette	W, 37-34
1/4	at Indiana	L, 24-28
1/9	at Northwestern	W, 33-26
1/11	Purdue	L, 31-35
1/16	at Illinois	L, 28-42
1/18	at Wisconsin	L, 23-29
2/3	North Dakota	W, 35-30
2/6	Indiana	L, 34-38
2/8	Northwestern	W, 39-29
2/13	at Purdue	L, 29-54
2/15	Minnesota	L, 37-43
2/20	Wisconsin	W, 43-35
2/22	at Minnesota	L, 25-44
2/27	Illinois	L, 29-40



1937-38 (11-9, 6-6 Big Ten/T-5th)

Pos	Starters	Ppg
F	Ben Stephens (Jr.)	10.9
F	Nile Kinnick (So.)	6.1
C	Jack Drees (Sr.)	4.8
G	Joe Van Ysseldyk (Sr.)	4.4
G	Ken Suesens (Sr.)	2.5
Reserves		
F	Sam Johnson (So.)	3.9
F	Thomas Lind (So.)	2.6
G	Fred Hohenhorst (So.)	1.2

12/9	Carleton	W, 44-20
12/13	Washington (MO)	W, 41-34
12/18	at Butler	W, 36-31
12/20	at Xavier	W, 33-28
12/21	at Toledo	L, 39-59
12/22	at Michigan State	L, 37-52
1/1	at Marquette	L, 23-36
1/8	Indiana	W, 48-39
1/10	Northwestern	L, 28-36
1/15	at Ohio State	L, 29-48
1/17	at Indiana	W, 36-32
1/31	South Dakota	W, 35-34
2/5	Ohio State	L, 43-51
2/7	at Minnesota	L, 26-28
2/12	at Chicago	W, 42-29
2/14	at Michigan	W, 38-30
2/19	Chicago	L, 35-38
2/21	at Northwestern	W, 26-25
2/26	Michigan	W, 37-25
2/28	Minnesota	L, 29-30

1938-39 (8-11, 3-9 Big Ten/10th)

Pos	Starters	Ppg
F	Ben Stephens (Sr.)	13.4
F	Angelo Anapol	4.9
C	Ken Bastian (Jr.)	3.6
G	Erwin Prasse (Jr.)	4.5
G	Thomas Lind (Jr.)	3.6
Reserves		
C	Charles Plett	3.2
F/G	Howard Irvine	2.3
C	Dick Evans (Jr.)	3.0

12/3	Carleton	L, 33-37
12/9	Monmouth	W, 37-34
12/12	Washington (MO)	W, 42-26
12/17	at Butler	L, 29-31
12/19	at DePaul	W, 34-29
12/31	Saint Louis	W, 47-37
1/7	at Wisconsin	L, 24-28
1/9	at Minnesota	L, 29-36
1/14	Purdue	W, 49-41
1/16	Chicago	W, 29-19
1/21	Michigan	L, 32-47
1/30	South Dakota	W, 35-30
2/4	at Northwestern	L, 25-27
2/6	at Illinois	L, 26-34
2/11	Indiana	L, 39-50
2/18	at Ohio State	L, 40-53
2/20	at Indiana	L, 40-45
2/27	Northwestern	W, 41-26
3/6	Minnesota	L, 43-54

1939-40 (9-12, 4-8 Big Ten/8th)

Pos	#	Starters	Ppg
F	26	Vic Siegel (So.)	9.0
F	17	Thomas Lind (Sr.)	6.5
C	12	Dick Evans (Sr.)	3.9
G	16	Erwin Prasse (Sr.)	3.6
G	24	Vincent Harsha (So.)	1.8
Reserves			
C	10	Ken Bastian (Sr.)	2.7
G	22	Rudy Soderquist (So.)	1.6
G	4	Paul Siglin (So.)	1.9
F	23	Richard Hein (So.)	2.1

12/2	at Carleton	W, 24-21
12/8	Millikin	W, 43-26
12/11	Denver	W, 44-32
12/16	at Wayne	L, 30-34
12/18	at Butler	L, 25-32
12/30	at Marquette#	L, 43-49
1/1	at Toledo	L, 30-54

1/6	Minnesota	L, 34-42
1/8	at Indiana	L, 30-45
1/13	at Michigan	L, 38-47
1/15	at Chicago	W, 41-27
1/29	South Dakota State	W, 24-23
2/5	DePauw	W, 35-25
2/10	Wisconsin	W, 37-35
2/12	Ohio State	W, 43-33
2/17	at Minnesota	L, 29-34
2/19	Indiana	L, 42-46
2/24	at Northwestern	L, 29-39
2/26	at Purdue	L, 29-50
3/2	Illinois	W, 62-47
3/4	Northwestern	L, 34-43

1940-41 (12-8, 4-8 Big Ten/8th)

Pos	Starters	Ppg
F	Vic Siegel (Jr.)	9.7
F	Tom Chapman (So.)	6.3
C	Milton Kuhl (Jr.)	9.2
G	Rudy Soderquist (Jr.)	5.6
G	Bill Wheeler (Jr.)	2.7
Reserves		
F	Ben Trickey (So.)	3.1
G	Paul Siglin (Jr.)	2.3
F	Wendell Hill (Jr.)	2.2
F	Richard Hein (Jr.)	1.4

12/7	Monmouth	W, 75-35
12/13	Wabash	W, 42-22
12/16	Indiana State	W, 39-37
12/21	at Detroit	W, 37-35
12/23	at Michigan State	W, 40-34
1/3	DePauw	W, 45-35
1/6	at North Dakota	W, 43-23
1/11	at Wisconsin	L, 35-49
1/13	at Minnesota	W, 41-34
1/20	Northwestern	W, 52-41
2/1	Millikin	W, 46-27
2/3	Chicago	W, 58-36
2/8	at Ohio State	L, 44-49
2/10	at Indiana	L, 40-50
2/15	Michigan	L, 29-40
2/17	at Illinois	L, 53-56
2/22	Indiana	L, 36-47
2/24	Purdue##	L, 49-52
3/1	at Northwestern	L, 36-45
3/3	Minnesota	W, 46-39

1941-42 (12-8, 10-5 Big Ten/T-2nd)

Pos	#	Starters	Ppg
F	16	Tom Chapman (Jr.)	12.3
F	7	Wendell Hill (Sr.)	3.9
C	11	Milton Kuhl (Sr.)	8.1
G	22	Rudy Soderquist (Sr.)	6.0
G	26	Vic Siegel (Sr.)	7.6
Reserves			
F	27	Ben Trickey (Jr.)	6.2
F	23	Richard Hein (Sr.)	1.2
G	24	Vincent Harsha (Sr.)	1.3
C	15	Bruce Fountain (Sr.)	0.8

12/13	Washington (MO)	W, 52-31
12/20	at Butler	L, 35-41
12/22	at Western Michigan	W, 49-48
12/30	Nebraska	L, 34-41
1/3	at Michigan	W, 40-34
1/5	at Chicago	W, 53-39
1/10	Wisconsin	W, 49-45
1/12	Minnesota	L, 39-41
1/17	at Ohio State	L, 52-54
1/19	at Illinois	L, 35-42
1/29	Kansas	L, 51-53
2/2	Chicago	W, 64-40
2/7	at Purdue	L, 44-45
2/9	Ohio State	W, 52-44
2/14	at Northwestern	W, 46-44
2/21	Michigan	W, 59-38
2/23	Indiana	W, 55-52
2/28	Purdue	W, 42-36
3/2	Illinois	W, 46-32
3/7	at Wisconsin	L, 45-62

Coach Pops Harrison

1942-43 (7-10, 3-9 Big Ten/9th)

Pos	Starters	Ppg
F	Ben Trickey (Sr.)	13.5
F	Tom Chapman (Sr.)	16.8
C	James O'Brien (Sr.)	7.1
G	Robert Lundstedt (So.)	4.8
G	Theron Thomsen (So.)	5.5
G	Gene Nesmith (So.)	3.1
Reserves		
F/G	Sam Vacanti (So.)	2.8
G	James Humphrey (So.)	0.4

12/10	South Dakota State	W, 52-46
12/14	Carleton	W, 46-43
12/19	at Nebraska	L, 43-52
1/2	Ripon	W, 69-38
1/9	Minnesota	L, 45-46
1/11	Minnesota	W, 48-41
1/16	at Illinois	L, 41-61
1/18	at Illinois	L, 34-66
1/23	Indiana	L, 55-71
1/25	Indiana	L, 43-64
2/6	Knox	W, 62-45
2/13	at Northwestern	L, 33-52
2/15	at Northwestern	L, 50-52
2/20	at Purdue	L, 35-49
2/22	at Chicago	W, 62-34
2/27	Ohio State	W, 43-41
3/1	Ohio State	L, 46-53

1943-44 (14-4, 9-3 Big Ten/T-2nd)

Pos	Starters	Ppg
F	Dick Ives (Fr.)	18.1
F	David Danner (Fr.)	14.4
C	Lloyd Herwig (Sr.)	5.9
G	Ned Postels (So.)	5.6
G	Jack Spencer (Fr.)	3.4
Reserves		
G	Jimmie Grafton (Fr.)	3.1
G	Donald Walter (Fr.)	1.8
G	Glen Kremer (Fr.)	1.0

12/10	Nebraska	W, 50-33
12/15	Western Illinois	W, 82-34
12/18	Monmouth	W, 54-29
1/1	Denver	W, 63-20
1/7	at Minnesota	W, 37-34
1/8	at Minnesota	W, 37-29
1/15	Augustana	W, 56-30
1/21	Illinois	W, 56-51
1/22	Illinois	W, 53-44
1/28	at Indiana	W, 43-42
1/29	at Indiana	W, 52-40
2/5	Chicago	W, 103-31
2/11	at Ohio State	L, 49-63
2/12	at Ohio State	L, 42-56
2/18	Purdue	W, 46-43
2/26	at Notre Dame	L, 42-66
3/3	Northwestern	W, 45-39
3/4	Northwestern	L, 41-42

1944-45 (17-1, 11-1 Big Ten/1st)

Pos	#	Starters	Ppg
F	4	Ned Postels (Jr.)	6.2
F	7	Dick Ives (So.)	12.0
C	11	Clayton Wilkinson (So.)	11.5
G	28	Herbert Wilkinson (So.)	9.6
G	20	Jack Spencer (So.)	6.1
Reserves			
F	3	Murray Wier (Fr.)	7.8
C	27	Dick Culberson (Jr.)	2.3
G	4	Bob Schulz (Fr.)	1.6

12/9	Western Illinois	W, 101-23
12/11	South Dakota State	W, 87-37
12/16	at Nebraska	W, 61-45
12/19	Denver	W, 60-41
12/23	Notre Dame	W, 63-46
12/30	Michigan State	W, 66-29
1/6	Minnesota	W, 41-34
1/13	Purdue	W, 61-34
1/19	at Michigan	W, 29-27



1/22	Indiana	W, 56-51
1/26	at Illinois	L, 42-43
2/3	Michigan	W, 50-37
2/10	at Indiana	W, 45-40
2/12	at Purdue	W, 48-43
2/19	Wisconsin	W, 54-53
2/24	at Wisconsin	W, 68-38
2/26	at Minnesota	W, 55-48
3/3	Illinois	W, 43-37

1945-46 (14-4, 8-4 Big Ten/T-3rd)

Pos	#	Starters	Ppg
F	3	Murray Wier (So.)	8.4
F	7	Dick Ives (Jr.)	10.3
C	11	Clayton Wilkinson (Jr.)	6.1
G	12	Ned Postels (Sr.)	4.2
G	28	Herbert Wilkinson (Jr.)	8.3
Reserves			
C	15	Noble Jorgensen (Jr.)	6.2
F	4	Dave Danner (Jr.)	6.5
G	5	Tony Guzowski (Fr.)	2.2

12/1	Augustana	W, 87-25
12/3	South Dakota	W, 91-26
12/8	Denver	W, 67-40
12/11	South Dakota State	W, 71-33
12/17	Nebraska	W, 61-35
12/22	Illinois	W, 41-39
1/1	Saint Louis	W, 51-40
1/7	Wisconsin	W, 57-50
1/12	at Indiana	L, 39-45
1/19	at Purdue	W, 49-43
1/21	at Chicago	W, 58-32
1/28	Minnesota#	W, 63-61
2/2	Chicago	W, 68-36
2/9	Purdue	W, 43-41
2/16	at Wisconsin	W, 44-39
2/23	at Illinois	L, 51-57
2/25	Indiana	L, 46-49
3/2	at Minnesota	L, 47-58

1946-47 (12-7, 5-7 Big Ten/T-6th)

Pos	#	Starters	Ppg
F	3	Murray Wier (Jr.)	15.1
F	7	Dick Ives (Sr.)	6.2
C	15	Noble Jorgensen (Sr.)	9.4
G	28	Herbert Wilkinson (Sr.)	9.3
G	20	Jack Spencer (Jr.)	3.6
Reserves			
G/F	11	Clayton Wilkinson (Sr.)	5.3
G	19	Floyd Magnusson (So.)	3.3
F	10	Dave Danner (Sr.)	2.5

12/2	South Dakota State	W, 73-32
12/7	Kansas State	W, 54-41
12/12	Detroit	W, 67-51
12/16	South Dakota	W, 53-25
12/19	St. Mary's (CA)	W, 44-41
12/23	Montana State	W, 76-49
12/31	TCU	W, 61-37
1/4	Wisconsin	L, 62-63
1/11	Ohio State	W, 61-35
1/13	Minnesota	W, 77-64
1/18	at Indiana	L, 48-50
1/20	at Purdue	L, 46-52
1/25	at Northwestern	L, 40-59
2/3	at Wisconsin	L, 53-60
2/8	at Illinois	L, 36-45
2/15	Michigan	W, 55-46
2/17	at Minnesota	L, 55-59
2/22	Indiana	W, 68-46
3/1	Purdue	W, 51-48

1947-48 (15-4, 8-4 Big Ten/2nd)

Pos	#	Starters	Ppg
F	17	Murray Wier (Sr.)	21.0
F	5	Floyd Magnusson (Jr.)	3.9
C	22	Leonard Metcalfe (Sr.)	10.6
G	7	Jack Spencer (Sr.)	4.3
G	23	Bob Schulz (So.)	4.7
Reserves			
F	26	Bob Vollers (So.)	4.1
C	11	Roger Finley (So.)	2.6
F	4	Charlie Mason (Jr.)	3.4

12/1	Carleton	W, 82-43
12/6	South Dakota	W, 66-30
12/13	North Dakota	W, 58-47
12/20	at Washington (MO)	W, 44-41
12/31	Harvard	W, 61-41
1/3	Princeton	W, 52-40
1/5	at Ohio State	W, 49-41
1/10	Purdue	W, 60-49
1/12	at Wisconsin	L, 51-60
1/17	Indiana	W, 61-52
1/19	at Minnesota	L, 56-72
1/31	Regis	W, 76-48
2/2	Northwestern#	W, 57-54
2/7	at Purdue	W, 41-33
2/9	Illinois	W, 70-61
2/14	at Indiana	L, 47-49
2/21	Wisconsin	W, 62-40
2/28	Minnesota	W, 54-50
3/1	at Michigan	L, 35-51

1948-49 (10-10, 3-9 Big Ten/8th)

Pos	#	Starters	Ppg
F	4	Charlie Mason (Sr.)	7.8
F		Al Weiss (So.)	8.5
C		Franklin Calsbeek (So.)	6.0
G		Tony Guzowski (Sr.)	7.1
G		Bob Schulz (Jr.)	5.0
Reserves			
F/G		Stan Straatsma (Sr.)	3.9
C/F		Don Hays (Jr.)	3.9
F	26	Bob Vollers (Jr.)	4.1

Date	AP Rank UI/Opp	Opponent	Result
12/1		Omaha	W, 64-44
12/4		Colorado College	W, 77-44
12/11		Creighton	W, 77-38
12/13		Ithaca	W, 78-26
12/18		at Michigan State	L, 43-49
12/22		TCU#	W, 47-46
12/30		St. Mary's (CA)	W, 46-43
1/3		Western Reserve	W, 61-54
1/8		Purdue	L, 53-73
1/10		at Indiana	L, 39-50
1/15		Ohio State	W, 53-49
1/17		Minnesota	L, 45-61
1/22		at Northwestern	L, 44-65
2/7		at Purdue	L, 46-54
2/12	--/7	at Minnesota	L, 49-54
2/19		Wisconsin	W, 61-60
2/21	--/4	at Illinois	L, 49-80
2/26		Indiana	L, 60-76
2/28		at Wisconsin	L, 47-70
3/5		Michigan	W, 63-62

Coaches Pops Harrison/Bucky O'Connor

1949-50 (15-7, 6-6 Big Ten/5th)

Pos	#	Starters	Ppg
F		Bob Vollers (Sr.)	11.6
F		Franklin Calsbeek (Jr.)	15.1
C	27	Charles Darling (So.)	9.2
G	23	Bob Clifton (So.)	8.5
G		Bob Schulz (Sr.)	4.6
Reserves			
F	19	Everett Cochrane (So.)	6.7
F		Dick Riecks (Jr.)	4.0
G		Herald Greene (So.)	3.9

Date	AP Rank UI/Opp	Opponent	Result
12/1		Colorado College	W, 76-54
12/5		Michigan State	W, 73-53

12/10		at Lawrence Tech	L, 49-54
12/17		at Western Reserve	W, 97-57
12/19		at Notre Dame	W, 64-62
12/23		Carnegie Tech	W, 73-42
12/28		Oregon	W, 81-54
12/30		at Oregon#	W, 70-69
1/2		Utah State	W, 62-58
1/7		at Michigan	L, 46-66
1/14	--/4	Indiana	W, 65-54
1/16		at Purdue	L, 55-64
1/21		Northwestern	W, 61-56
1/23	--/13	at Ohio State	L, 54-68
2/4		Purdue	W, 66-60
2/11		Illinois	W, 70-65
2/13		Wisconsin#	L, 62-66
2/18		at Wisconsin	L, 44-53
2/20		at Minnesota	W, 64-62
2/25	--/17	at Indiana	W, 59-53
3/4		Creighton	W, 70-46
3/6		Minnesota	L, 49-64

Coach Rollie Williams

1950-51 (15-7, 9-5 Big Ten/3rd)

Pos	#	Starters	Ppg
F		Franklin Calsbeek (Sr.)	15.4
F	25	Herb Thompson (So.)	5.9
C	27	Charles Darling (Jr.)	16.3
G	23	Bob Clifton (Jr.)	9.0
G	19	Everett Cochrane (Jr.)	7.6
Reserves			
G		Herald Greene (Jr.)	4.6
G		Fred Ruck (Jr.)	3.6
F/G		Bob Diehl (So.)	2.2

Date	AP Rank UI/Opp	Opponent	Result
12/4		DePauw	W, 74-67
12/9		at Western Michigan	L, 49-58
12/11		at Butler	L, 51-54
12/18	--/14	Notre Dame	W, 63-60
12/23	--/9	UCLA	W, 80-63
12/28		at Loyola (IL)	W, 61-56
12/30		at Pittsburgh	W, 73-66
1/6		at Purdue	W, 73-63
1/8		Illinois	L, 69-72
1/13		at Northwestern	L, 70-73
1/15		Michigan State	W, 46-42
1/20	--/14	at Illinois	L, 53-69
1/22		at Minnesota	W, 69-47
2/2		Missouri	W, 63-53
2/5		Northwestern	W, 73-55
2/10		Ohio State	W, 83-71
2/12	--/6	Indiana	L, 54-63
2/17		at Wisconsin	W, 73-60
2/24		Michigan	W, 70-48
2/26	--/7	at Indiana	L, 53-63
3/3		at Michigan State	W, 65-52
3/5		at Michigan	W, 65-55

Coach Bucky O'Connor

1951-52 (19-3, 11-3 Big Ten/2nd)

Pos	#	Starters	Ppg
F	7	McKinley Davis (Fr.)	8.0
F	25	Herb Thompson (Jr.)	8.5
C	27	Chuck Darling (Sr.)	25.5
G	23	Bob Clifton (Sr.)	11.8
G	16	Herald Greene (Sr.)	5.5
Reserves			
F	19	Everett Cochrane (Sr.)	6.4
F	32	Chuck Jarnagin (So.)	2.1
G	35	Ken Buckles (So.)	1.8

Date	AP Rank UI/Opp	Opponent	Result
12/1		Western Michigan	W, 72-68
12/8		DePauw	W, 69-53
12/15		at Missouri	W, 48-43
12/17		at Washington (MO)	W, 60-53
12/20		Oklahoma	W, 59-46
12/27		at California	W, 69-64
12/28		at Oregon	W, 86-72
1/5	12/20	at Michigan State	W, 61-60
1/7	10/--	at Michigan	W, 54-46



1/12	10/4	Indiana	W, 78-59
1/14	4/--	Northwestern	W, 78-64
1/19	4/--	Minnesota	W, 76-59
1/21	4/20	at Indiana	L, 69-82
2/4	8/--	Butler	W, 58-57
2/9	9/3	Illinois	W, 73-68
2/11	5/--	Michigan	W, 82-59
2/16	5/--	at Purdue	W, 90-67
2/18	4/--	at Ohio State	W, 75-62
2/23	4/5	at Illinois	L, 62-78
2/25	7/--	Michigan State	W, 64-52
3/1	7/--	at Northwestern	W, 77-68
3/3	7/--	Wisconsin	L, 75-78

1952-53 (12-10, 9-9 Big Ten/6th)

Pos	#	Starters	Ppg
F	16	McKinley Davis (So.)	14.9
F	25	Herb Thompson (Sr.)	13.5
C	20	Bob Miller (So.)	8.2
G	32	Chuck Jarnagin (Jr.)	10.1
G	35	Ken Buckles (Jr.)	10.5
Reserves			
C	19	Gene Hettrick (Jr.)	6.6
G	18	Bob Mau (Sr.)	4.3
F	36	Jerry Ridley (So.)	2.1

Date	AP Rank UI/Opp	Opponent	Result
12/1		Butler	W, 62-52
12/6		at Oklahoma	L, 62-63
12/13		Michigan	W, 85-77
12/15		at Wisconsin	L, 70-75
12/22	--/15	Indiana	L, 72-91
12/26		at Oregon	W, 86-57
12/27		California	W, 69-60
12/29		Wisconsin	W, 83-66
1/10		at Michigan State	L, 61-68
1/12		at Michigan	L, 61-66
1/17		at Minnesota	L, 58-65
1/19		Northwestern	W, 69-68
1/24		at Purdue	L, 58-69
2/9		at Michigan State	L, 48-60
2/14	--/5	at Illinois	L, 63-80
2/16		at Ohio State	W, 71-68
2/21	--/5	Illinois	W, 67-62
2/23		Ohio State	W, 90-75
2/28		at Northwestern	W, 93-78
3/2		Minnesota#	W, 81-79
3/7		Purdue	W, 65-56
3/9	--/1	at Indiana	L, 61-68

1953-54 (17-5, 11-3 Big Ten/2nd)

Pos	#	Starters	Ppg
F	21	Carl Cain (So.)	12.9
F	16	McKinley Davis (Jr.)	8.5
C	31	Bill Logan (So.)	14.3
G	22	Bill Seaberg (So.)	8.2
G	46	Sharm Scheuerman (So.)	6.8
Reserves			
C/F	33	Bill Schoof (So.)	6.7
F/G	23	Roy Johnson (So.)	5.7
G	32	Chuck Jarnagin (Sr.)	5.1

Date	AP Rank UI/Opp	Opponent	Result
12/5		Washington (MO)	W, 51-45
12/12		at Nebraska	L, 70-81
12/15		Colorado State	W, 72-55
12/18		USC	W, 66-57
12/21		Colorado	W, 78-72
12/30	--/14	at UCLA	W, 65-50
12/31		at USC	L, 60-70
1/4		Michigan State	W, 73-63
1/9		Wisconsin	W, 71-54
1/11		Michigan	W, 93-78
1/16	--/10	Minnesota	L, 55-59
1/18	--/20	at Illinois	W, 79-70
1/23		at Purdue	W, 70-62
1/25		Northwestern	W, 65-52
2/6		Missouri	W, 73-53
2/8		at Michigan	W, 86-68
2/13	--/12	at Minnesota#	W, 86-82
2/15	10/--	at Ohio State	L, 69-77
2/20	10/--	Illinois	L, 51-74

2/22	20/3	at Indiana	W, 82-64
2/27	20/--	at Michigan State	W, 60-48
3/1	16/--	Ohio State	W, 84-71

1954-55 (19-7, 11-3 Big Ten/1st)

Pos	#	Starters	Ppg
F	21	Carl Cain (Jr.)	13.4
F	16	McKinley Davis (Sr.)	10.9
C	31	Bill Logan (Jr.)	15.3
G	22	Bill Seaberg (Jr.)	13.4
G	46	Sharm Scheuerman (Jr.)	8.2
Reserves			
F	33	Bill Schoof (Jr.)	6.2
F/C	35	Bob George (Jr.)	4.0
G	23	Roy Johnson (Jr.)	3.3

Date	AP Rank UI/Opp	Opponent	Result
12/1		Washington (MO)	W, 80-61
12/4		at Loyola (IL)	W, 89-79
12/6	4/--	at Nebraska	W, 84-61
12/11	4/--	at Missouri	L, 94-97
12/13	13/--	St. Mary's (CA)	W, 68-49
12/17	13/--	at Pennsylvania	L, 75-87
12/18	18/--	at Princeton	W, 71-52
12/30	19/--	Stanford	W, 73-46
1/3	14/--	at Wisconsin	W, 86-69
1/8	14/13	Minnesota	L, 80-81
1/10	19/--	Michigan State	W, 94-81
1/17	19/7	Illinois	W, 92-80
1/22	19/--	at Northwestern	L, 73-93
1/24	19/--	at Ohio State	W, 79-66
2/5		Purdue	W, 76-67
2/12	15/--	Indiana	W, 90-75
2/14	15/--	Ohio State	W, 79-68
2/19	15/--	at Michigan State	W, 78-69
2/21	16/13	at Illinois	W, 89-70
2/26	16/--	Michigan	W, 96-84
2/28	12/6	at Minnesota	W, 72-70
3/7	12/--	at Michigan	L, 58-74

NCAA Tourney (Mideast)

3/11	12/--	vs. Penn State (n)	W, 82-53
3/12	12/4	vs. Marquette (n)	W, 86-81
3/18	12/3	vs. La Salle (n)	L, 73-76
3/19	12/--	vs. Colorado (n)	L, 54-75

1955-56 (20-6, 13-1 Big Ten/1st)

Pos	#	Starters	Ppg
F	21	Carl Cain (Sr.)	15.8
F	33	Bill Schoof (Sr.)	10.8
C	31	Bill Logan (Sr.)	17.7
G	22	Bill Seaberg (Sr.)	13.9
G	46	Sharm Scheuerman (Sr.)	10.1
Reserves			
F/C	35	Bob George (Sr.)	3.8
G	24	Augie Martel (Jr.)	2.2
F	42	Tom Payne (So.)	3.0

Date	AP Rank UI/Opp	Opponent	Result
12/3		Nebraska	W, 60-51
12/9	4/--	SMU	W, 80-62
12/12	4/--	at Colorado	L, 57-60
12/17	4/--	Loyola Marymount	W, 84-61
12/27	6/--	at Washington	L, 71-76
12/29	6/--	at Stanford	L, 52-54
12/30	6/--	at California	L, 45-70
1/7	--/20	Michigan State	L, 64-65
1/9	--/7	at Ohio State	W, 88-73
1/14	--/--	Minnesota	W, 84-62
1/21	20/--	at Michigan	W, 78-67
1/23	13/--	at Purdue	W, 67-63
2/4	19/--	Wichita State	W, 98-86
2/6	17/--	at Wisconsin	W, 78-74
2/11	17/--	at Northwestern	W, 70-65
2/13	15/--	Purdue	W, 88-75
2/18	15/--	Wisconsin	W, 80-66
2/20	13/--	at Indiana	W, 87-83
2/25	13/--	at Minnesota#	W, 83-73
2/27	10/--	Northwestern	W, 86-68
3/3	10/2	Illinois	W, 96-72
3/5	5/--	Indiana	W, 84-73

NCAA Tourney (Mideast)

3/16	5/--	Morehead State	W, 97-83
3/17	5/9	Kentucky	W, 89-77
3/22	5/13	vs. Temple (n)	W, 83-76
3/23	5/1	vs. San Francisco (n)	L, 71-83

1956-57 (8-14, 4-10 Big Ten/8th)

Pos	#	Starters	Ppg
F	57	Dave Gunther (So.)	12.3
F	41	George Seaberg (So.)	5.3
C	26	Peer Heeg (So.)	5.3
G	32	Clarence Wordlaw (So.)	11.6
G	36	Jim McConnell (Jr.)	9.0
Reserves			
G	24	Augie Martel (Sr.)	9.5
C/F	42	Tom Payne (Jr.)	12.3
C	20	Americus John-Lewis (So.)	5.3

Date	AP Rank UI/Opp	Opponent	Result
12/3		at Nebraska	L, 43-67
12/8		Denver	W, 58-57
12/17		Loyola (LA)	W, 80-65
12/22	--/14	Kansas State	W, 85-83

Dixie Classic

12/27		vs. NC State (n)	L, 70-84
12/28		vs. DePaul (n) #	L, 72-73
12/29	--/4	vs. West Virginia (n)	W, 79-76

1/5		Ohio State	L, 60-72
1/7	--/5	at Illinois	L, 70-81
1/12	--/19	Minnesota	W, 89-66
1/19		at Wisconsin	W, 70-47
1/21		at Northwestern	L, 63-70
2/2		Indiana	L, 66-82
2/4		at Washington (MO)	L, 54-62
2/9	--/17	Purdue	W, 74-67
2/16		at Michigan State	L, 67-77
2/18	--/11	at Indiana	L, 76-90
2/23		Northwestern	W, 74-66
2/25		at Minnesota	L, 81-102
3/2		Michigan	L, 79-83
3/4		at Purdue	L, 63-72
3/9		Wisconsin	L, 59-60

1957-58 (13-9, 7-7 Big Ten/6th)

Pos	#	Starters	Ppg
F	25	Dave Gunther (Jr.)	19.8
F	45	Nolden Gentry (So.)	9.5
C	3	Frank Mundt (So.)	4.4
G	32	Clarence Wordlaw (Jr.)	12.5
G	30	Bob Washington (So.)	6.5
Reserves			
C	43	Larry Swift (So.)	11.8
G	44	Earl Nau (So.)	5.6
G	4	Mike Heitman (So.)	4.8

Date	AP Rank UI/Opp	Opponent	Result
12/3		SMU	W, 66-60
12/7		Arizona	W, 80-63
12/14	--/5	at Kansas State	L, 69-86
12/16		at Wichita State	L, 78-81
12/21	--/17	Oregon State#	W, 77-67

Queen City Tournament

12/28		vs. Cornell - NY (n)	W, 73-68
12/30		vs. Syracuse (n)	W, 58-52

1/4		Michigan	L, 65-73
1/6	--/17	at Illinois	W, 70-68
1/13		Northwestern#	L, 80-82
1/18		Indiana	W, 79-75
1/20		at Ohio State	L, 64-70
1/25		at Minnesota	W, 73-71
2/1		Ohio State	W, 66-64
2/8		Miami (OH)	W, 82-77
2/10	--/19	at Michigan State	L, 84-90
2/17		Wisconsin	W, 74-61
2/22		Illinois	W, 83-79
2/24		at Northwestern	W, 86-78
3/1	--/15	Michigan State	L, 65-83
3/3		at Purdue	L, 59-65
3/8		at Michigan	L, 92-95



Coach Sharm Scheuerman

1958-59 (10-12, 7-7 Big Ten/T-5th)

Pos	#	Starters	Ppg
F	25	Dave Gunther (Sr.)	21.9
F	32	Clarence Wordlaw (Sr.)	14.5
C	45	Nolden Gentry (Jr.)	11.8
G	4	Mike Heitman (Jr.)	7.5
G	30	Bob Washington (Jr.)	5.9
Reserves			
G	53	Ron Zagar (So.)	6.2
C	3	Frank Mundt (Jr.)	3.5
G	34	Bob Carpenter (So.)	3.1

Date	AP Rank UI/Opp	Opponent	Result
12/1		Colorado	W, 67-46
12/6		at SMU	L, 55-65
12/8		at Oklahoma	L, 57-80
12/13		Texas Tech	W, 75-73
12/19	--/15	at California	L, 52-71
12/20		Washington	L, 68-81

Far West Classic

12/27		vs. Wyoming (n)	W, 82-74
12/29		vs. Oregon State (n)	L, 71-72

1/3	--/6	at Northwestern	L, 77-80
1/5	--/5	Michigan State	W, 80-68
1/12		at Illinois	L, 97-103
1/17	--/19	at Indiana	W, 88-78
1/24	--/18	Northwestern	L, 96-99
1/26		at Ohio State	L, 72-86
1/31		Michigan	W, 78-74
2/7		Minnesota	W, 69-65
2/14		at Wisconsin	W, 94-84
2/16		at Michigan	L, 86-90
2/21		Ohio State	W, 91-79
2/23		Purdue	W, 66-62
2/28		Illinois	L, 70-72
3/7	--/6	at Michigan State	L, 74-84

1959-60 (14-10, 6-8 Big Ten/T-6th)

Pos	#	Starters	Ppg
F	45	Nolden Gentry (Sr.)	9.7
F	50	Pete Schebler (Sr.)	6.6
C	15	Don Nelson (So.)	15.8
G	4	Mike Heitman (Sr.)	10.3
G	53	Ron Zagar (Jr.)	10.2
Reserves			
F	52	Dennis Runge (Jr.)	2.8
F		Mike Woods (So.)	5.2
G	5	Dave Maher (So.)	4.6

Date	AP Rank UI/Opp	Opponent	Result
12/1		at Evansville	W, 86-84
12/5		SMU	W, 89-58
12/7		North Dakota	W, 79-43
12/12		at Texas Tech	W, 76-66
12/14		at Colorado	L, 68-76
12/19	19/--	Oklahoma	W, 62-49
12/22	19/--	Loyola (LA)	W, 68-60

Holiday Festival

12/26	19/--	vs. St. John's (n)	W, 91-84
12/28	14/12	at NYU	W, 80-75
12/30	14/1	vs. Cincinnati (n)	L, 83-96

1/2	14/--	at Minnesota	L, 61-70
1/4		at Wisconsin	W, 71-64
1/9		Northwestern	W, 73-59
1/11		Michigan State	W, 92-79
1/16		Purdue	W, 63-54
1/23	15/--	at Michigan State	L, 80-90
1/25		Minnesota	L, 72-87
2/8		at Indiana	L, 74-87
2/13	--/4	at Ohio State	L, 47-75
2/15		Wisconsin	L, 58-63
2/20		Indiana	L, 64-79
2/22		at Purdue	W, 78-68
2/27		at Illinois	L, 70-85
3/5		at Michigan	W, 68-53

1960-61 (18-6, 10-4 Big Ten/T-2nd)

Pos	#	Starters	Ppg
F	52	Dennis Runge (Sr.)	5.0
F	11	Matt Szykowny (So.)	9.9
C	15	Don Nelson (Jr.)	23.7
G	42	Joel Novak (Jr.)	2.4
G	44	Joe Reddington (So.)	4.6
Reserves			
F	45	Dick Shaw (So.)	2.6
F	43	Gary Lorenz (Jr.)	1.3
G	30	Tom Purcell (So.)	0.4

Date	AP Rank UI/Opp	Opponent	Result
12/1		South Dakota State	W, 77-75
12/3		at Evansville	W, 83-71
12/10		Saint Louis	L, 55-61
12/12		Creighton	W, 89-71
12/17		Wyoming	W, 78-67
12/19		Arizona	W, 105-64

Los Angeles Classic

12/28		vs. California (n) #####	W, 83-80
12/29		at USC	W, 70-62
12/30	--/16	at UCLA	W, 71-65

1/7	7/--	Minnesota	W, 71-46
1/9	6/--	at Wisconsin	W, 76-68
1/14	6/--	Michigan State	W, 86-72
1/16	4/--	Illinois	W, 78-71
1/21	4/--	at Purdue	L, 41-47
2/4	6/--	at Cincinnati	L, 60-77
2/11	9/--	at Indiana	W, 74-67
2/13	9/--	Wisconsin	W, 63-61
2/18	9/1	Ohio State	L, 61-62
2/20	5/--	at Michigan	W, 50-46
2/25	5/--	at Minnesota	W, 61-43
2/27	6/--	Purdue	W, 73-62
3/4	6/--	Indiana	L, 69-78
3/6	6/--	at Michigan State	L, 64-74
3/11	6/--	at Northwestern	W, 63-62

1961-62 (13-11, 7-7 Big Ten/T-4th)

Pos	#	Starters	Ppg
F	5	Andy Hankins (So.)	10.3
F	20	Jerry Messick (So.)	6.1
C	15	Don Nelson (Sr.)	23.8
G	42	Joel Novak (Sr.)	4.4
G	44	Joe Reddington (Jr.)	8.6
Reserves			
F/G	11	Matt Szykowny (Jr.)	7.5
F/C	34	Doug Mehlerhaus (So.)	5.1
F/G	23	Dave Roach (So.)	3.8

Date	AP Rank UI/Opp	Opponent	Result
12/2		at Evansville	L, 59-65
12/9		Miami (OH)	W, 75-55
12/11		South Dakota State	W, 69-52
12/16		at Saint Louis	L, 61-79
12/18		Los Angeles State	W, 82-72
12/21		Nevada	W, 88-46

Quaker City Tournament

12/26		vs. Penn State (n)	W, 67-48
12/28		at Pennsylvania	W, 72-64
12/30		vs. Villanova (n)	L, 56-69

1/6		at Wisconsin	L, 79-91
1/8		Northwestern	W, 74-69
1/13		Minnesota	W, 65-63
1/15		at Michigan	L, 55-56
1/20		at Northwestern	W, 72-60
2/3		Creighton	L, 67-68
2/5	--/1	at Ohio State	L, 63-89
2/10		Illinois	L, 81-91
2/12		at Purdue	L, 75-82
2/17		at Indiana	L, 69-72
2/19		Michigan State	W, 59-51
2/24		Michigan	W, 68-63
2/26	--/1	Ohio State	L, 62-72
3/3		at Illinois	W, 88-78
3/10		Wisconsin	W, 81-64

1962-63 (9-15, 5-9 Big Ten/8th)

Pos	#	Starters	Ppg
F	23	Dave Roach (Jr.)	12.0
F	42	Fred Riddle (Fr.)	3.9
C	20	Jerry Messick (Jr.)	9.9
G	44	Joe Reddington (Sr.)	8.8
G	15	Jimmy Rodgers (So.)	11.2
Reserves			
G	25	Andy Hankins (Jr.)	8.5
F	51	Mike Denoma (So.)	3.5
F/C	34	Doug Mehlerhaus (Jr.)	3.8

Date	AP Rank UI/Opp	Opponent	Result
12/1		at Evansville	W, 62-57
12/10		at Saint Louis	L, 58-65
12/15		Ohio University	L, 54-62
12/17		Clemson	W, 74-64

Kentucky Invitational

12/21	--/9	at Kentucky	L, 69-94
12/22		vs. Oregon State (n)	L, 55-61

Far West Classic

12/26		vs. Arizona (n)	W, 57-56
12/27		vs. Oregon (n)	W, 62-48
12/29		vs. Oregon State (n)	L, 57-64

1/5	--/3	Illinois	L, 76-85
1/7		Michigan	L, 67-88
1/12		at Minnesota	L, 58-83
1/14		Wisconsin	W, 65-56
1/19	--/8	Ohio State	W, 81-74
1/21		at Michigan State	W, 60-59
2/2	--/2	at Loyola (IL)	L, 68-86
2/9		at Northwestern#	W, 66-65
2/16		Purdue	W, 73-64
2/18		Indiana	L, 71-72
2/23	--/5	at Ohio State	L, 70-83
2/25		at Michigan	L, 70-78
3/2		Northwestern	L, 66-76
3/4		at Wisconsin	L, 69-75
3/9	--/8	at Illinois	L, 69-73

1963-64 (8-15, 3-11 Big Ten/9th)

Pos	#	Starters	Ppg
F	23	Dave Roach (Sr.)	15.9
F	24	Joel Jessen (So.)	6.3
C	45	George Peeples (So.)	9.4
G	5	Andy Hankins (Sr.)	6.9
G	15	Jimmy Rodgers (Jr.)	12.9
Reserves			
F/G	11	Dennis Pauling (So.)	5.4
C	14	Ed Bastian (So.)	5.1
C	50	Bill Skea (Sr.)	4.6

Date	AP Rank UI/Opp	Opponent	Result
12/2		South Dakota	W, 85-66
12/7		at Evansville	W, 75-72
12/9		St. Louis	W, 79-77
12/12		SMU	W, 73-70
12/16		Creighton#	L, 72-77

Far West Classic

12/26		vs. Colorado State (n)	L, 56-61
12/28		vs. LSU (n)	L, 81-92
12/30		at Washington State	W, 74-66

1/4		at Indiana	W, 72-71
1/11		Illinois	L, 70-87
1/13		at Wisconsin	L, 61-79
1/18		at Purdue	L, 75-90
2/1	--/10	at Loyola (IL)	L, 71-85
2/8		Minnesota	L, 71-76
2/10		Indiana	W, 82-75
2/15		at Michigan State	L, 82-107
2/17		Ohio State	L, 82-99
2/22		Michigan State	L, 89-107
2/24		at Northwestern	L, 76-98
2/29		at Minnesota	L, 63-70
3/2		Purdue	W, 81-74
3/7	--/2	Michigan	L, 61-69
3/9		at Illinois	L, 67-90

**Coach Ralph Miller****1964-65 (14-10, 8-6 Big Ten/5th)**

Pos	#	Starters	Ppg
F	52	Gary Olson (Jr.)	8.3
F	23	Gerry Jones (So.)	14.0
C	45	George Peeples (Jr.)	17.0
G	4	Chris Pervall (Jr.)	21.1
G	15	Jimmy Rodgers (Sr.)	12.3
Reserves			
G	11	Dennis Pauling (Jr.)	6.7
C/F	14	Ed Bastian (Jr.)	2.3
G	42	Fred Riddle (Sr.)	1.2

Date	AP Rank UI/Opp	Opponent	Result
12/1		South Dakota	W, 93-68
12/4		at Kentucky	L, 77-85
12/5		at Evansville	L, 83-90
12/12		Creighton	W, 98-83
12/19		Providence	L, 70-71
12/21		North Dakota	W, 106-65

Los Angeles Classic

12/28		at USC	W, 71-65
12/29		vs. Utah (n)	L, 88-92
12/30		vs. Minnesota (n)	W, 76-74

1/4		Wisconsin	W, 92-62
1/9		at Michigan State	W, 85-78
1/11	--/5	Indiana	L, 76-85
1/16		Michigan State	W, 111-68
1/18	--/5	at Indiana	W, 74-68
1/29	--/1	vs. UCLA	W, 87-82
2/6		Northwestern	W, 78-72
2/8	--/1	at Michigan	L, 66-81
2/13		at Ohio State	W, 82-81
2/20		Purdue	W, 111-85
2/23		at Illinois	L, 80-97
2/27		at Purdue	L, 68-76
3/2	--/6	Minnesota	L, 70-78
3/6		Illinois	W, 94-84
3/9		at Minnesota#	L, 84-85

1965-66 (17-7, 8-6 Big Ten/T-3rd)

Pos	#	Starters	Ppg
F	52	Gary Olson (Sr.)	10.0
F	44	Ben McGilmer (So.)	10.8
C	45	George Peeples (Sr.)	17.8
G	32	Chris Pervall (Sr.)	19.1
G	11	Denny Pauling (Sr.)	7.8
Reserves			
F	23	Gerry Jones (Jr.)	15.8
F	15	Huston Breedlove (So.)	1.9
G	25	Tom Chapman (Jr.)	2.0

Date	AP Rank UI/Opp	Opponent	Result
12/2		Pepperdine	W, 111-50
12/4		at Evansville	W, 80-73
12/6		Southern Illinois	W, 69-58
12/8		Creighton	W, 103-77
12/11		at Drake	W, 66-60
12/15		Washington	W, 99-70
12/18		Drake	W, 69-51

Sun Bowl Tournament

12/29	4/--	vs. Arkansas (n)	W, 77-75
12/30	4/--	at UTEP	L, 68-86

1/8	7/--	at Wisconsin	L, 68-69
1/10		Northwestern	W, 70-58
1/17		at Indiana	L, 61-73
1/22		Michigan State	W, 90-76
1/24		Ohio State	W, 98-89
2/5		at Detroit	W, 107-73
2/7		at Purdue	L, 58-66
2/12		at Northwestern	L, 73-81
2/15		Minnesota	W, 96-87
2/19		at Ohio State	W, 86-80
2/21	--/10	Michigan	W, 91-82
2/26		Wisconsin	W, 80-70
2/28		at Michigan	L, 88-103
3/5		at Illinois	L, 90-106
3/7		Indiana	W, 82-77

1966-67 (16-8, 9-5 Big Ten/3rd)

Pos	#	Starters	Ppg
F	23	Gerry Jones (Sr.)	18.6
F	53	Sam Williams (Jr.)	22.6
C	51	Huston Breedlove (Jr.)	8.4
G	25	Tom Chapman (Sr.)	16.8
G	24	Chris Phillips (Jr.)	5.7
Reserves			
G	11	Ron Norman (Jr.)	6.6
G	13	Dave White (Sr.)	2.6
F	10	Dick Agnew (Jr.)	1.5

Date	AP Rank UI/Opp	Opponent	Result
12/2		at Washington	W, 66-50
12/3		at Washington	L, 65-76
12/5		at Creighton	L, 68-69
12/10		at Drake	W, 90-83
12/17		Drake	W, 83-75
12/21		California	W, 72-62
12/23		Stanford	W, 77-74
12/28		Wichita State	W, 94-76
12/30	--/7	vs. Cincinnati	W, 78-69
1/7		Indiana	W, 84-73
1/14		at Michigan State	L, 70-79
1/21		at Northwestern	L, 88-90
1/23		Michigan	W, 91-81
2/4		at Loyola (IL)	L, 87-98
2/6		Illinois	W, 96-89
2/11		at Ohio State	W, 73-72
2/14		Northwestern	W, 80-75
2/18		Wisconsin###	L, 95-96
2/21		at Minnesota	L, 86-88
2/25		at Indiana#	W, 75-74
2/27		Purdue	L, 75-78
3/4		Ohio State	W, 90-56
3/7		at Wisconsin#	W, 90-87
3/11		at Michigan	W, 83-76

1967-68 (16-9, 10-4 Big Ten/T-1st)

Pos	#	Starters	Ppg
F	44	Glenn Vidnovic (So.)	13.9
F	53	Sam Williams (Sr.)	25.3
C	4	Dick Jensen (So.)	6.6
G	11	Ron Norman (Jr.)	9.7
G	43	Chad Calabria (So.)	13.9
Reserves			
F	51	Huston Breedlove (Sr.)	4.3
G	42	Rolly McGrath (Sr.)	3.1
F	10	Rich Agnew (Sr.)	2.7

Date	AP Rank UI/Opp	Opponent	Result
12/2		Bowling Green	W, 79-73
12/4		Southern Illinois	W, 61-49
12/16		Drake	L, 65-74
12/18		UTEP	W, 59-53
12/22		at California	L, 73-79
12/23		at Stanford	L, 86-87

Los Angeles Classic

12/28	--/4	vs. Tennessee (n) #	W, 64-59
12/29		vs. Wyoming (n) ##	L, 87-94
12/30		vs. Saint Louis (n) #	W, 80-77

1/6		at Northwestern	L, 67-76
1/8		Loyola (IL)	W, 71-65
1/13		Ohio State#	W, 74-72
1/20		Minnesota	W, 82-70
1/23		at Michigan State	W, 76-71
2/3		at Illinois	L, 63-66
2/7		Purdue	W, 94-87
2/10		at Michigan	W, 99-86
2/17		Wisconsin	W, 69-61
2/20		at Purdue	L, 73-86
2/24		at Indiana	W, 78-70
2/27		Michigan State	W, 76-58
3/2		Illinois	W, 61-56
3/4		at Minnesota	W, 91-72
3/9		Michigan	L, 70-71
3/12		vs. Ohio State (B1G Playoff)	L, 81-85

1968-69 (12-12, 5-9 Big Ten/T-8th)

Pos	#	Starters	Ppg
F	44	Glenn Vidnovic (Jr.)	15.7
F	50	John Johnson (Jr.)	19.7
C	4	Dick Jensen (Jr.)	8.1
G	24	Chris Phillips (Sr.)	8.8
G	43	Chad Calabria (Jr.)	14.2
Reserves			
F	14	Ben McGilmer (Jr.)	13.5
G/F	11	Ron Norman (Sr.)	5.1
F	44	Omar Hazley (So.)	1.6

Date	AP Rank UI/Opp	Opponent	Result
11/30		Cal Poly	W, 91-73
12/4	20/--	Northern Michigan	W, 99-69
12/7	20/--	UW-Milwaukee	W, 116-80
12/12	19/--	at Wichita State	L, 88-93
12/14	19/--	at Drake	L, 74-89
12/19		North Dakota	W, 91-59
12/21		Creighton	W, 100-73

Sugar Bowl Tournament

12/30		vs. Houston (n)	W, 95-87
12/31		vs. Duke (n)	L, 82-85

1/4		at Michigan#	L, 92-99
1/11		Indiana	W, 91-72
1/14		Michigan State	W, 77-76
1/17		Minnesota	W, 89-68
2/1	--/4	vs. Davidson	W, 76-61
2/4	--/9	at Purdue	L, 87-99
2/8	--/10	at Illinois	L, 69-98
2/11		Northwestern#	W, 84-80
2/15		Michigan	L, 85-86
2/18		at Michigan State	L, 60-78
2/22	--/10	at Ohio State	L, 81-88
2/25	--/15	Illinois	W, 74-53
2/28	--/9	Purdue	L, 85-97
3/4		at Minnesota	L, 65-71
3/8		at Wisconsin	L, 74-84

1969-70 (20-5, 14-0 Big Ten/1st)

Pos	#	Starters	Ppg
F	44	Glenn Vidnovic (Sr.)	17.3
F	50	John Johnson (Sr.)	27.9
C	4	Dick Jensen (Sr.)	3.1
G	32	Fred Brown (Jr.)	17.9
G	43	Chad Calabria (Sr.)	19.1
Reserves			
F	14	Ben McGilmer (Sr.)	10.3
F	40	Omar Hazley (Jr.)	2.2
F	24	Ken Grabinski (So.)	1.4

Date	AP Rank UI/Opp	Opponent	Result
12/6		at Southern Illinois	L, 67-73
12/9		St. Francis (PA)	W, 81-68
12/11	--/7	Duquesne	W, 98-87
12/18		at Cincinnati	L, 105-114
12/20		Creighton	L, 88-97
12/22		Drake	W, 101-78

Rainbow Classic

12/26		vs. St. John's (n)	L, 55-57
12/30		at Hawai'i	W, 111-60

1/3	--/17	Purdue	W, 94-88
1/6		at Michigan	W, 107-99
1/10		at Wisconsin	W, 92-74
1/24	18/--	Tennessee Tech	W, 96-68
1/31	20/--	Indiana	W, 100-93
2/3	20/--	Minnesota	W, 90-77
2/7	20/--	at Indiana	W, 104-89
2/10	14/--	Wisconsin	W, 119-100
2/14	14/--	Michigan State	W, 103-77
2/17	11/--	at Illinois	W, 83-81
2/21	11/--	at Ohio State	W, 97-89
2/24	9/--	Northwestern	W, 116-97
2/28	9/--	at Purdue	W, 108-107
3/3	8/--	Ohio State	W, 113-92
3/7	8/--	at Northwestern	W, 115-101

NCAA Tourney (Mideast)

3/12	8/6	vs. Jacksonville (n)	L, 103-104
3/14	8/15	vs. Notre Dame (n)	W, 121-106

**Coach Dick Schultz****1970-71 (9-15, 4-10 Big Ten/T-7th)**

Pos	#	Starters	Ppg
F	40	Omar Hazley (Sr.)	6.4
F	24	Ken Grabinski (Jr.)	8.9
C	44	Kevin Kunnert (So.)	10.0
G	32	Fred Brown (Sr.)	27.6
G	11	Gary Lusk (Jr.)	8.2
Reserves			
F	14	Sam Williams (So.)	7.8
F/G	42	Lynn Rowat (Jr.)	6.2
G	4	Glenn Angelino (So.)	4.4

Date	AP Rank UI/Opp	Opponent	Result
12/4		at Creighton	L, 73-98
12/5		at Nebraska	L, 71-73
12/8		Ashland (OH)	W, 82-56
12/12	--/7	at Drake	L, 70-72
12/14		at Bowling Green	W, 89-78
12/17		Cincinnati#	L, 70-73
12/21		Hardin-Simmons	W, 90-77
12/23		Iowa State	W, 87-68
1/2		Wyoming	W, 87-84
1/9		Ohio State	L, 76-97
1/12		at Michigan State	L, 81-84
1/22		at Cincinnati	L, 69-73
1/30		at Northwestern	W, 87-85
2/2	--/15	Illinois	W, 92-84
2/6		at Wisconsin	W, 93-91
2/13		Indiana	L, 84-86
2/16		at Minnesota	L, 76-88
2/20		Purdue	L, 85-87
2/23	--/18	at Ohio State	L, 71-80
2/27		Wisconsin	L, 83-89
3/2		Northwestern	W, 78-64
3/6	--/18	at Indiana	L, 88-104
3/9		Michigan	L, 82-86
3/13		at Purdue	L, 84-110

1971-72 (11-13, 5-9 Big Ten/T-8th)

Pos	#	Starters	Ppg
F	15	Neil Fegebank (So.)	9.5
F	53	Jim Collins (So.)	9.0
C	44	Kevin Kunnert (Jr.)	18.2
G	43	Rick Williams (Jr.)	19.5
G	11	Gary Lusk (Sr.)	8.7
Reserves			
G	4	Glenn Angelino (Jr.)	6.1
F	35	Harold Sullinger (So.)	5.9
F	24	Ken Grabinski (Sr.)	2.1

Date	AP Rank UI/Opp	Opponent	Result
12/1		Hardin-Simmons	W, 80-58
12/4	--/1	at UCLA	L, 72-106
12/7		at UTEP	L, 57-65
12/10		at Duquesne	L, 75-80
12/13		Nevada	W, 87-85
12/18		at Iowa State	L, 94-97
12/21		Nebraska	W, 86-77
12/30		Drake	W, 89-83
1/3		Kansas	W, 81-68
1/8		at Wisconsin	L, 80-81
1/11		Northwestern	W, 76-67
1/22	--/5	vs. South Carolina	W, 91-85
1/25		at Michigan	L, 86-90
1/29	--/16	Minnesota	L, 50-61
2/1	--/9	at Ohio State	L, 77-82
2/5	--/19	at Minnesota	L, 52-53
2/8	--/7	Ohio State	W, 80-67
2/12		Michigan State	L, 91-100
2/15		Illinois#	W, 87-84
2/19		at Indiana	L, 79-86
2/26		at Michigan State	W, 102-98
3/4		Purdue	L, 85-87
3/7		at Illinois	L, 84-91
3/11		Michigan	W, 95-69

1972-73 (13-11, 6-8 Big Ten/T-6th)

Pos	#	Starters	Ppg
F	15	Neil Fegebank (Jr.)	10.0
F	53	Jim Collins (Jr.)	7.3
C	44	Kevin Kunnert (Sr.)	19.2
G	43	Rick Williams (Sr.)	13.8
G	10	Candy LaPrince (Jr.)	12.6
Reserves			
G	25	Reggie Vaughan (Jr.)	5.5
F	32	Larry Parker (Fr.)	3.6
G	4	Glenn Angelino (Sr.)	3.4

Date	AP Rank UI/Opp	Opponent	Result
12/1		Chicago State	W, 101-44
12/4	--/8	at Kentucky	W, 79-66
12/9		at Kansas	W, 69-56
12/13	--/20	Kansas State	L, 62-68
12/23	--/3	Marquette	L, 61-69
12/27		at Drake	L, 80-98
12/30		Minnesota-Duluth	W, 92-72
1/2		Iowa State	W, 66-57
1/6	--/6	Minnesota#	W, 65-62
1/8		at Michigan	L, 59-71
1/13		at Illinois	L, 78-80
1/15		Michigan State	L, 74-76
1/20		at Ohio State	L, 72-75
1/27		UNC-Charlotte	W, 72-49
1/29		Michigan	W, 75-68
2/3		at Michigan State	L, 89-94
2/10		at Bradley	W, 90-73
2/12		Ohio State	L, 80-86
2/17		Wisconsin	W, 100-76
2/19		at Northwestern#	W, 94-83
2/24	--/17	at Purdue	L, 66-74
3/3	--/12	Indiana	L, 64-80
3/5	--/3	at Minnesota	W, 79-77
3/10		Illinois	W, 93-76

1973-74 (8-16, 5-9 Big Ten/7th)

Pos.	#	Starters	Ppg
F	15	Neil Fegebank (Sr.)	14.1
F	32	Larry Parker (So.)	5.5
C	53	Jim Collins (Sr.)	8.4
G	42	John Hairston (Fr.)	7.8
G	10	Candy LaPrince (Sr.)	19.0
Reserves			
G	34	Scott Thompson (So.)	7.4
C	43	Nate Washington (So.)	7.0
C	50	Mike Gatens (So.)	1.6

Date	AP Rank UI/Opp	Opponent	Result
12/1		Northern Illinois	W, 85-83
12/4		Drake	W, 70-55
12/8	--/7	at Marquette	L, 70-86
12/11	--/15	at Kansas State	L, 67-105
12/14		Kentucky	L, 80-88
12/22		at Wyoming	L, 79-86
12/29		Wisc.-Green Bay#	W, 74-67
1/2		Kansas	L, 71-72
1/5		Minnesota	W, 66-55
1/7		at Iowa State	L, 77-94
1/12		at Northwestern	L, 67-87
1/17	--/1	at UCLA	L, 44-68
1/19	--/12	Indiana	L, 51-55
1/21		at Michigan State	L, 86-95
1/26	--/15	Michigan#	L, 84-86
2/2		at Indiana	L, 50-85
2/9		at Wisconsin	L, 87-113
2/11		Purdue###	W, 112-111
2/16		Ohio State	W, 69-67
2/18		at Purdue	L, 78-99
2/23		at Illinois	L, 84-91
3/2		Northwestern	W, 85-76
3/4		Wisconsin	L, 58-74
3/9		at Minnesota	W, 60-50

Coach Lute Olson**1974-75 (10-16, 7-11 Big Ten/7th)**

Pos.	#	Starters	Ppg
F	33	Dan Frost (Jr.)	14.7
F	32	Larry Parker (Jr.)	10.3
C	53	Bruce King (So.)	11.5
G	34	Scott Thompson (Jr.)	10.0
G	11	Larry Moore (Jr.)	10.3
Reserves			
C	52	Fred Haberecht (Jr.)	9.1
G	14	John Hairston (So.)	4.6
G	4	Archie Mays (So.)	3.9

Date	AP Rank UI/Opp	Opponent	Result
11/30		VCU	W, 95-80
12/3		at Drake	W, 86-81
12/7	--/7	at Kansas	L, 54-89
12/12		at Iowa State	W, 77-66
12/21		San Jose State###	L, 103-105

Far West Classic

Date	AP Rank UI/Opp	Opponent	Result
12/27		vs. Oregon State (n)	L, 60-97
12/28		vs. Wake Forest (n)	L, 71-92
12/30		vs. Boston College (n)	L, 81-86
1/2		at Northwestern	W, 75-73
1/4		Illinois	W, 95-70
1/6		Purdue	L, 54-63
1/11	--/1	at Indiana	L, 49-102
1/13		at Ohio State	L, 77-94
1/18	--/19	Michigan	L, 70-75
1/20		Michigan State	W, 83-79
1/25	--/17	Minnesota	W, 53-44
2/1		at Wisconsin#	L, 85-86
2/3		at Purdue	L, 72-107
2/8	--/1	Indiana	L, 56-79
2/10		Ohio State	L, 69-75
2/15		at Michigan	L, 75-99
2/17		at Michigan State	L, 78-90
2/22		at Minnesota	L, 67-68
3/1		Wisconsin	W, 75-68
3/3		Northwestern##	W, 65-58
3/8		at Illinois	W, 73-70

1975-76 (19-10, 9-9 Big Ten/5th)

Pos.	#	Starters	Ppg
F	54	Bruce King (Jr.)	18.6
F	30	Dan Frost (Sr.)	17.1
C	52	Fred Haberecht (Sr.)	6.1
G	34	Scott Thompson (Sr.)	19.5
G	10	Cal Wulfsberg (Sr.)	5.2
Reserves			
C	50	Mike Gatens (Sr.)	4.9
G	23	Archie Mays (Jr.)	4.4
G	20	Dick Peth (Fr.)	3.8

Date	AP Rank UI/Opp	Opponent	Result
11/29		Augustana (SD)	W, 111-81
12/2		Nebraska	W, 72-65
12/6		Northeast Louisiana	W, 97-87
12/8		at Bradley	W, 100-96
12/12		at Iowa State	W, 91-77
12/20		U.S. International	W, 67-52
12/23		Drake	W, 77-73

Rainbow Classic

Date	AP Rank UI/Opp	Opponent	Result
12/27		vs. Holy Cross (n)	W, 98-75
12/29		vs. Arizona (n)	W, 82-80
12/30		vs. USC (n)	L, 73-81
1/3		Illinois	W, 84-60
1/5		at Michigan State	L, 88-105
1/10	--/17	at Minnesota	W, 71-68
1/17		at Wisconsin	W, 81-71
1/19		at Northwestern#	L, 92-99
1/24		Ohio State	W, 78-67
1/26	--/1	Indiana	L, 73-88
1/31	--/15	at Michigan	L, 95-104
2/2		at Purdue	L, 76-91
2/7		Minnesota	W, 65-58
2/10		at Drake	W, 71-65



2/14		Wisconsin	W, 96-82
2/16		Northwestern	W, 81-68
2/21		at Ohio State	W, 69-66
2/23	--/1	at Indiana	L, 81-101
2/28	--/13	Michigan	L, 74-88
3/1		Michigan State	L, 88-93
3/3		Purdue	L, 78-94
3/6		at Illinois	W, 82-70

1976-77 (20-7, 12-6 Big Ten/4th)

Pos.	#	Starters	Ppg
F	44	Clay Hargrave (So.)	8.4
F	40	Terry Drake (Jr.)	6.7
C	54	Bruce King (Sr.)	21.0
G	10	Cal Wulfsberg (Sr.)	5.9
G	12	Ronnie Lester (Fr.)	13.4

Reserves

G	20	Dick Peth (So.)	9.1
F	24	William Mayfield (So.)	5.7
G	34	Tom Norman (So.)	4.9

Date	AP Rank UI/Opp	Opponent	Result
11/27		at Nebraska	W, 71-57
11/29		Kent State	W, 84-55
12/4		at Drake	W, 86-71
12/6		Bradley	W, 90-77
12/10		California	W, 94-73
12/18		Iowa State	W, 85-64
12/21		Drake	W, 82-69

Lobo Classic

12/29		at New Mexico	L, 83-96
12/30		vs. Pittsburgh (n)	W, 103-80

1/8	--/13	at Minnesota+	W, 68-78
1/13		at Purdue	L, 76-87
1/15		at Illinois#	W, 84-81
1/17	--/5	Michigan	L, 75-99
1/22		Northwestern	W, 76-74
1/27		Ohio State	W, 84-66
1/29		at Indiana	L, 65-81
2/5		Wisconsin	W, 90-73
2/7		Michigan State	W, 87-79
2/12	--/8	Minnesota+	W, 58-61
2/14		at Ohio State#	W, 74-70
2/17	--/5	at Michigan	L, 80-91
2/19		at Michigan State	L, 79-81
2/24		Illinois	W, 76-64
2/26		Purdue	L, 70-81
2/28		Indiana	W, 80-73
3/3		at Northwestern	W, 78-60
3/5		at Wisconsin##	W, 94-93

1977-78 (12-15, 5-13 Big Ten/8th)

Pos.	#	Starters	Ppg
F	44	Clay Hargrave (Jr.)	9.9
F	24	William Mayfield (Jr.)	9.8
C	50	Larry Olsthoorn (So.)	8.9
G	34	Tom Norman (Jr.)	7.6
G	12	Ronnie Lester (So.)	19.9

Reserves

G	20	Dick Peth (Jr.)	7.2
F	32	Vince Brookins (Fr.)	6.4
C	52	Steve Waite (Fr.)	5.5

Date	AP Rank UI/Opp	Opponent	Result
11/26		at Iowa State	L, 78-79
11/28		at Kent State	W, 82-64
12/1		Mankato State	W, 91-71
12/3		Cal-Northridge	W, 66-63
12/10		at California	W, 75-70
12/17		Denver	W, 107-65

Rebel Roundup

12/20		vs. Tennessee (n)	W, 92-86
12/21	--/9	at UNLV	L, 84-85

12/30		Drake	W, 89-87
1/5	--/11	at Indiana	L, 51-69
1/7		at Ohio State	W, 87-75
1/12		Michigan	L, 56-66
1/14		Purdue	W, 66-60
1/19		at Northwestern	L, 59-62

1/21	--/10	at Michigan State	L, 58-68
1/26		Illinois	L, 61-70
1/30		Wisconsin	W, 88-73
2/2		at Minnesota	L, 71-82
2/4		at Wisconsin	L, 72-82
2/9	--/10	Michigan State	L, 70-71
2/11		Minnesota	L, 65-78
2/16		Northwestern	W, 76-74
2/18		at Illinois	L, 76-77
2/23		at Purdue	L, 69-82
2/25		at Michigan	L, 76-82
3/2		Ohio State	W, 87-70
3/4		Indiana	L, 55-71

1978-79 (20-8, 13-5 Big Ten/T-1st)

Pos.	#	Starters	Ppg
F	24	William Mayfield (Sr.)	12.9
F	40	Kevin Boyle (Fr.)	11.9
C	52	Steve Waite (So.)	6.4
G	20	Dick Peth (Sr.)	6.7
G	12	Ronnie Lester (Jr.)	18.7

Reserves

G	34	Tom Norman (Sr.)	7.7
C	54	Steve Krafcsin (So.)	7.2
F	32	Vince Brookins (So.)	3.8

Date	AP Rank UI/Opp	Opponent	Result
11/25		Kent State	W, 111-76
11/28		Wichita State	W, 91-67
12/2		at Colorado State	L, 69-72
12/9		at Drake	L, 69-72
12/11		Iowa State	W, 67-66
12/16		at Illinois Wesleyan	W, 95-55
12/23		Drake	W, 112-73

Cabrillo Classic

12/29		vs. Pennsylvania (n) ##	W, 87-84
12/30		vs. Stanford (n)	W, 83-68

1/4		at Northwestern	W, 65-57
1/6	--/13	at Michigan	W, 85-79
1/11		Ohio State	L, 67-72
1/14		Indiana	W, 90-61
1/18		at Purdue	W, 56-46
1/20	--/6	at Michigan State#	L, 72-83
1/25	--/8	Illinois	W, 58-52
1/27		Minnesota	W, 81-64
2/1		at Wisconsin	W, 70-64
2/3		at Minnesota	W, 97-71
2/8	15/10	Michigan State	L, 57-60
2/10	15/--	Wisconsin	W, 79-65
2/15	14/13	Purdue	W, 75-72
2/17	14/--	at Illinois	W, 67-53
2/22	12/--	at Indiana	L, 62-64
2/24	12/14	at Ohio State	W, 83-68
3/1	11/--	Michigan	L, 53-61
3/3	11/--	Northwestern	W, 95-64

NCAA Tournament (Midwest)

3/10	14/--	vs. Toledo (n)	L, 72-74
------	-------	----------------	----------

1979-80 (23-10, 10-8 Big Ten/4th)

Pos.	#	Starters	Ppg
F	52	Steve Waite (Jr.)	8.0
F	32	Vince Brookins (Jr.)	11.0
C	54	Steve Krafcsin (Jr.)	12.3
G	40	Kevin Boyle (So.)	11.8
G	30	Kenny Arnold (So.)	13.5

Reserves

G	12	Ronnie Lester (Sr.)	14.8
G	24	Bob Hansen (Fr.)	5.6
F	44	Mark Gannon (Fr.)	5.6

Date	AP Rank UI/Opp	Opponent	Result
12/1		Northern Illinois	W, 86-43
12/3	20/--	Colorado State	W, 113-66
12/6	20/--	UNI	W, 78-46
12/8	20/--	at Detroit	W, 80-54
12/11	17/--	at Wichita State	W, 81-62
12/15	17/--	at Iowa State	W, 67-64

Date	AP Rank UI/Opp	Opponent	Result
12/21	13/--	vs. Mississippi State (n)	W, 81-62
12/22	13/--	at Dayton	W, 61-54

12/29	11/--	Drake	W, 77-66
1/3	10/20	at Illinois	W, 72-71
1/5	10/--	at Michigan	L, 65-68
1/10	12/3	Ohio State	L, 71-77
1/12	12/--	Wisconsin	W, 66-65
1/17	13/19	at Indiana	L, 69-81
1/19	13/--	at Michigan State	L, 67-75
1/24		Northwestern	W, 86-64
1/26		Minnesota	W, 80-73
1/31	--/17	at Purdue	L, 56-70
2/2		at Minnesota	W, 73-63
2/7		Michigan State#	W, 44-39
2/9	--/12	Purdue	W, 74-59
2/14	20/--	Indiana	L, 55-66
2/16	20/--	at Northwestern	W, 60-58
2/21		at Wisconsin	L, 58-62
2/23	--/11	at Ohio State	L, 69-70
2/28		Michigan	W, 83-67
3/1		Illinois	W, 75-71

NCAA Tournament (East)

3/6		vs. VCU (n)	W, 86-72
3/8	--/19	vs. N.C. State (n)	W, 77-64
3/14	--/3	vs. Syracuse (n)	W, 88-77
3/16	--/20	vs. Georgetown (n)	W, 81-80
3/22	--/4	vs. Louisville (n)	L, 72-80
3/24	--/18	vs. Purdue (n)	L, 58-75

1980-81 (21-7, 13-5 Big Ten/2nd)

Pos.	#	Starters	Ppg
F	52	Steve Waite (Sr.)	5.2
F	32	Vince Brookins (Sr.)	14.7
C	54	Steve Krafcsin (Sr.)	11.4
G	40	Kevin Boyle (Jr.)	9.9
G	30	Kenny Arnold (Jr.)	11.7

Reserves

G	24	Bob Hansen (So.)	8.4
F	44	Mark Gannon (So.)	5.7
G	15	Steve Carfino (Fr.)	4.5

Date	AP Rank UI/Opp	Opponent	Result
11/29	14/--	at Northern Illinois	W, 61-47
12/1	12/--	Detroit	W, 98-55

Fiesta Classic

12/6	12/--	vs. Cincinnati (n)	W, 69-64
12/7	12/--	Arizona State	L, 88-96

12/9	16/--	Nevada	W, 112-71
12/13	16/--	at Drake	W, 90-68
12/20	16/--	Iowa State	W, 85-59
12/30	14/--	UNI	W, 86-52
1/3	14/--	Wisconsin-Eau Claire	W, 86-62
1/8	11/--	Ohio State	L, 56-58
1/10	11/--	Michigan State	W, 65-57
1/15	14/--	at Wisconsin	W, 76-66
1/17	14/9	at Michigan	W, 73-58
1/22	9/--	at Indiana	W, 56-53
1/24	9/--	Minnesota	L, 48-60
1/29	13/--	Purdue	W, 84-67
1/31	13/--	at Illinois	L, 66-79
2/5	15/--	at Northwestern	W, 76-65
2/7	15/18	Illinois	W, 72-66
2/12	14/--	at Minnesota#	W, 60-58
2/14	14/--	Northwestern	W, 82-64
2/19	12/16	Indiana	W, 78-65
2/21	12/--	at Purdue	W, 67-62
2/26	8/--	Michigan	W, 69-66
2/28	8/--	Wisconsin	W, 96-75
3/5	8/--	at Michigan State#	L, 70-71
3/7	8/--	at Ohio State	L, 70-78

NCAA Tournament (Midwest)

3/15	8/--	vs. Wichita State (n)	L, 56-60
------	------	-----------------------	----------

YEAR-BY-YEAR SCORES

IOWA BASKETBALL



2023 MEDIA GUIDE

1981-82 (21-8, 12-6 Big Ten/T-2nd)

Pos.	#	Starters	Ppg
F	44	Mark Gannon (Jr.)	8.5
F	40	Kevin Boyle (Sr.)	6.5
C	42	Michael Payne (Fr.)	11.4
G	15	Steve Carfino (So.)	8.4
G	30	Kenny Arnold (Sr.)	10.0
Reserves			
G	24	Bob Hansen (Jr.)	12.0
C	41	Greg Stokes (Fr.)	5.7
G	25	Todd Berkenpas (Fr.)	3.2

Date	AP Rank UI/Opp	Opponent	Result
11/28	9/--	Northern Illinois	W, 84-66
11/30	6/--	Nebraska-Omaha	W, 71-58
12/5	6/--	at Marquette#	W, 68-65
12/8	6/--	at Iowa State	W, 79-68
12/12	6/--	UNI	W, 84-53

Kettle Classic

12/18	6/--	vs. Clemson (n)	W, 80-68
12/19	6/--	at Houston	L, 52-62

12/30	10/--	Drake	W, 60-49
1/2	10/--	at South Carolina	W, 57-47
1/7	7/--	Purdue	W, 62-40
1/9	7/--	Illinois	W, 56-50
1/14	5/11	at Minnesota	L, 56-61
1/16	5/--	at Wisconsin	W, 78-62
1/21	6/--	at Northwestern	W, 49-48
1/23	6/--	Michigan	W, 56-38
1/28	6/--	at Michigan State	W, 57-56
1/30	6/--	Ohio State	W, 76-66
2/4	5/--	Indiana	W, 62-40
2/6	5/--	at Ohio State#	W, 69-65
2/11	5/--	Northwestern	W, 62-49
2/13	5/--	at Indiana	L, 58-73
2/18	7/--	Michigan State	W, 59-53
2/20	7/--	at Michigan	L, 58-68
2/25	11/--	Wisconsin	W, 79-55
2/27	11/13	Minnesota###	L, 55-57
3/4	11/--	at Illinois#	L, 67-73
3/6	11/--	at Purdue	L, 65-66

NCAA Tournament (West)

3/12	11/--	vs. Northeast Louisiana (n)	W, 70-63
3/14	11/6	vs. Idaho# (n)	L, 67-69

1982-83 (22-9, 11-7 Big Ten/T-2nd)

Pos.	#	Starters	Ppg
F	42	Michael Payne (So.)	10.6
F	44	Mark Gannon (Sr.)	6.9
C	41	Greg Stokes (So.)	17.7
G	24	Bob Hansen (Sr.)	15.4
G	15	Steve Carfino (Jr.)	10.6
Reserves			
G	14	Andre Banks (Fr.)	2.7
G	25	Todd Berkenpas (So.)	2.3
F	34	Craig Anderson (Jr.)	1.7

Date	AP Rank UI/Opp	Opponent	Result
11/27	11/--	at BYU	W, 91-80
11/29	10/--	at Drake	W, 68-63

Hawkeye Invitational

12/3	10/--	Navy	W, 76-65
12/4	10/--	Hawai'i	W, 99-67

12/8	7/16	Marquette	W, 87-66
12/11	7/--	USC	W, 66-55
12/18	7/4	at UCLA	L, 66-75

Rochester Classic

12/28	9/--	vs. James Madison (n)	W, 47-45
12/29	9/--	vs. Seton Hall (n)	W, 85-63

1/5	8/--	Michigan State	L, 59-61
1/8	8/--	Michigan	W, 79-72
1/13	12/--	at Northwestern	W, 66-57
1/15	12/--	Iowa State	W, 73-56
1/20	10/16	at Minnesota	W, 68-52
1/22	10/--	at Wisconsin+	L, 62-65
1/27	14/--	Ohio State##	L, 83-89

1/29	14/2	Indiana	W, 63-48
2/3	13/--	at Illinois	L, 61-62
2/5	13/--	at Purdue	L, 57-60
2/10	20/18	Purdue	W, 55-46
2/12	20/--	Illinois	W, 68-66
2/16	16/2	at Indiana	W, 58-57
2/19	16/20	at Ohio State	L, 69-85
2/24	17/--	Wisconsin	W, 93-63
2/27	17/--	Minnesota	L, 69-71
3/3		Northwestern	W, 63-50
3/10		at Michigan	L, 60-66
3/12		at Michigan State	W, 75-57

NCAA Tournament (Midwest)

3/17		vs. Utah State (n)	W, 64-59
3/19	--/12	vs. Missouri (n)	W, 77-63
3/25	--/13	vs. Villanova (n)	L, 54-55

Coch George Raveling

1983-84 (13-15, 6-12 Big Ten/T-7th)

Pos.	#	Starters	Ppg
F	42	Michael Payne (Jr.)	9.3
F	34	Craig Anderson (Sr.)	4.1
C	41	Greg Stokes (Jr.)	14.9
G	15	Steve Carfino (Sr.)	11.7
G	14	Andre Banks (So.)	4.5
Reserves			
C	54	Brad Lohaus (So.)	6.8
G	25	Todd Berkenpas (Jr.)	3.9
F	35	Bryan Boyle (So.)	2.0

Date	AP Rank UI/Opp	Opponent	Result
11/26	7/--	Illinois Wesleyan	W, 86-60

Hawkeye Invitational

12/2	5/--	Baylor	W, 67-44
12/3	5/10	Oregon State	W, 56-45

12/7	5/--	at Louisville	L, 58-79
12/10	5/18	at Oregon State	L, 48-53
12/19		Colorado	W, 72-56
12/21		Drake	W, 66-43

Winston Tire Classic

12/29		at USC	W, 62-61
12/30	--/17	vs. Memphis (n)	W, 73-66

1/4		at Michigan State	L, 72-73
1/7		at Michigan	L, 49-53
1/12		Northwestern	W, 42-39
1/14		at Iowa State##	L, 72-76
1/19		Minnesota	L, 49-56
1/21		Wisconsin	W, 75-62
1/26		at Ohio State	L, 54-65
1/28		at Indiana	L, 47-54
2/2	--/8	Illinois##	L, 52-54
2/4	--/16	Purdue	L, 46-48
2/9	--/11	at Purdue	L, 58-79
2/12	--/8	at Illinois	L, 53-73
2/16	--/17	Indiana	L, 45-49
2/18		Ohio State	W, 74-60
2/23		at Wisconsin	W, 63-55
2/25		at Minnesota	W, 62-50
3/1		at Northwestern	W, 57-48
3/7		Michigan	L, 46-53
3/11		Michigan State	L, 44-51

1984-85 (21-11, Big Ten 10-8/5th)

Pos.	#	Starters	Ppg
F	3	Gerry Wright (So.)	9.7
F	42	Michael Payne (Sr.)	7.1
C	41	Greg Stokes (Sr.)	19.9
G	20	Jeff Moe (Fr.)	7.7
G	25	Todd Berkenpas (Sr.)	5.7
Reserves			
G	14	Andre Banks (Jr.)	6.6
F	44	Al Lorenzen (Fr.)	6.2
F	4	Bill Jones (Fr.)	4.2

Date	AP Rank UI/Opp	Opponent	Result
11/24		Arkansas-Little Rock	W, 76-47
11/26		Gonzaga	W, 62-40

11/28		Morehead State	W, 89-46
12/1		George Mason	W, 111-82
12/4		Iowa State	L, 50-54

Hawkeye Invitational

12/7		Boston University	W, 67-53
12/8		Texas Tech	W, 58-48

12/12		Georgia State	W, 89-40
12/15		Illinois Wesleyan	W, 99-39
12/22		South Carolina	W, 88-78

Rainbow Classic

12/25		vs. Maryland (n)#	L, 68-70
12/27		vs. Cornell - NY (n) #	W, 59-56
12/28		vs. Arkansas (n)	W, 71-52

1/3		Purdue	W, 75-63
1/5	--/6	Illinois	W, 64-60
1/12	19/--	at Minnesota	L, 57-65
1/17	--/19	at Michigan State	W, 79-65
1/19		at Michigan###	L, 67-69
1/24		Northwestern	W, 66-47
1/26		Wisconsin	W, 105-65
1/31		at Indiana	W, 72-59
2/2		at Ohio State	W, 67-58
2/6	12/--	Minnesota	W, 70-65
2/14	11/3	Michigan	L, 52-56
2/16	11/--	Michigan State	L, 55-57
2/20	14/--	at Wisconsin	L, 53-54
2/23	14/--	at Northwestern	L, 58-78
2/28		Ohio State	W, 87-82
3/3		Indiana	W, 70-50
3/7		at Illinois#	L, 53-59
3/9		at Purdue	L, 54-60

NCAA Tournament (West)

3/14		vs. Arkansas (n)	L, 54-63
------	--	------------------	----------

1985-86 (20-12, Big Ten 10-8/6th)

Pos.	#	Starters	Ppg
F	3	Gerry Wright (Jr.)	10.7
F	23	Roy Marble (Fr.)	12.5
C	44	Al Lorenzen (So.)	10.0
G	14	Bill Jones (So.)	9.6
G	4	Andre Banks (Sr.)	10.3
Reserves			
G	20	Jeff Moe (So.)	6.0
F	25	Ed Horton (Fr.)	3.7
C	54	Brad Lohaus (Jr.)	3.6

Date	AP Rank UI/Opp	Opponent	Result
11/22		at Hawaii-Hilo	W, 80-69
11/23		at Hawaii-Pacific	W, 85-68
11/25		vs. Arkansas-Little Rock# (n)	W, 108-99
11/30		Abilene Christian	W, 92-62
12/3	18/--	at Drake	W, 55-43

Hawkeye Invitational

12/6	18/--	Arkansas State	L, 62-66
12/7	18/--	Lehigh	W, 89-68

12/10		at Iowa State	L, 61-74
12/14		Furman	W, 81-61
12/23		at Gonzaga	W, 84-64

Far West Classic

12/27		vs. Tampa (n)	W, 54-45
12/28		vs. Boston University (n)	W, 76-71
12/29		vs. St. Joseph's (n)	L, 56-60

1/2		at Purdue#	L, 73-76
1/4	--/14	at Illinois	W, 60-59
1/11		Minnesota	W, 75-62
1/16		Michigan State	W, 82-71
1/18	--/2	Michigan	L, 57-61
1/23		at Northwestern	W, 76-43
1/25		at Wisconsin	L, 63-69
1/30	--/15	Indiana	W, 79-69
2/1		Ohio State	W, 86-75
2/9		at Minnesota	L, 60-65
2/13		at Michigan State	L, 73-83
2/15	--/10	at Michigan	L, 66-82
2/20		Wisconsin	W, 101-48



2/22		Northwestern	W, 76-45
2/26		at Ohio State	L, 74-81
3/2	--/16	at Indiana	L, 73-80
3/6	--/19	Illinois	W, 57-53
3/8		Purdue	W, 77-64

NCAA Tournament (Midwest)			
3/14	--/20	vs. NC State (n)	L, 64-66

Coch Tom Davis

1986-87 (30-5, 14-4 Big Ten/3rd)			
Pos.	#	Starters	Ppg
F	25	Ed Horton (So.)	7.8
F	23	Roy Marble (So.)	14.9
C	54	Brad Lohaus (Sr.)	11.3
G	35	Kevin Gamble (Sr.)	11.9
G	10	B.J. Armstrong (So.)	12.4
Reserves			
G	20	Jeff Moe (Jr.)	11.1
F	3	Gerry Wright (Sr.)	6.5
F	44	Al Lorenzen (Jr.)	4.0

Date	AP Rank UI/Opp	Opponent	Result
Great Alaska Shootout			
11/28	10/--	at Alaska-Anchorage (n)	W, 91-81
11/29	10/17	vs. N.C. State (n) #	W, 90-89
11/30	10/--	vs. Northeastern (n)	W, 103-80

12/3	5/--	Missouri-St. Louis	W, 89-64
------	------	--------------------	----------

Hawkeye Invitational			
12/5	5/--	Delaware	W, 95-47
12/6	5/--	Loyola-Marymount	W, 103-80

12/9	4/--	BYU	W, 86-75
12/13	4/--	at Drake	W, 69-62
12/20	3/--	Iowa State	W, 89-64
12/22	3/--	Rider	W, 104-71

Anteater Classic			
12/28	3/--	vs. Portland (n)	W, 84-65
12/29	3/--	at UC-Irvine	W, 105-103

1/3	3/--	Northwestern	W, 80-44
1/5	2/--	Wisconsin	W, 78-63
1/10	2/--	at Minnesota	W, 78-57
1/14	2/8	at Illinois#	W, 91-88
1/19	2/6	at Purdue	W, 70-67
1/22	1/3	Indiana	W, 101-88
1/24	1/--	Ohio State	L, 76-80
1/29	2/--	at Michigan State	W, 89-75
1/31	2/--	at Michigan	L, 92-100
2/4	4/--	Minnesota	W, 78-47
2/7	4/--	at Arizona	W, 89-80
2/12	4/7	Purdue	L, 73-80
2/14	4/11	Illinois	W, 66-61
2/18	7/--	at Ohio State	W, 82-80
2/21	7/2	at Indiana	L, 75-84
2/26	7/--	Michigan State	W, 93-64
2/28	7/--	Michigan	W, 95-85
3/5	6/--	at Northwestern	W, 103-76
3/8	6/--	at Wisconsin	W, 81-71

NCAA Tournament (West)			
3/13	6/--	vs. Santa Clara (n)	W, 99-76
3/15	6/--	vs. UTEP (n)	W, 84-82
3/20	6/17	vs. Oklahoma (n)	W, 93-91
3/22	6/1	vs. UNLV (n)	L, 81-84

1987-88 (24-10, Big Ten 12-6/T-3rd)			
Pos.	#	Starters	Ppg
F	40	Kent Hill (Sr.)	7.4
F	23	Roy Marble (Jr.)	15.4
C	25	Ed Horton (Jr.)	11.3
G	14	Bill Jones (Sr.)	13.0
G	10	B.J. Armstrong (Jr.)	17.4
Reserves			
G	20	Jeff Moe (Sr.)	12.9
G	11	Michael Reaves (Sr.)	5.5
F	44	Al Lorenzen (Sr.)	10.6

Date	AP Rank UI/Opp	Opponent	Result
Maui Invitational			
11/27	11/--	vs. Stanford (n)	W, 78-75
11/28	11/7	vs. Kansas (n)	W, 100-81
11/29	11/--	vs. Villanova (n)	W, 97-74

12/1	6/--	Drake	W, 70-59
------	------	-------	----------

Hawkeye Invitational			
12/4	6/--	Navy	W, 91-61
12/5	6/--	UC-Irvine	W, 124-88

12/12	3/4	Arizona	L, 59-66
12/19	7/20	at Iowa State#	L, 100-102
12/21	7/--	Pan American	W, 110-64

All-College Tournament			
12/29	14/--	vs. Illinois State (n)	L, 88-89
12/30	14/--	vs. Oral Roberts (n)	W, 126-94

1/6	16/12	Indiana	W, 84-70
1/9	16/10	at Purdue	L, 79-80
1/11	17/--	Lafayette	W, 109-68
1/14	17/--	at Ohio State	L, 83-87
1/16	17/--	Northwestern	W, 92-68
1/21	19/13	Illinois	W, 93-79
1/23	19/--	Dartmouth	W, 102-87
1/25	16/--	at Wisconsin	W, 104-89
1/30	16/--	Minnesota	W, 76-51
2/3	13/11	at Michigan	L, 103-120
2/6	13/--	Michigan State	W, 101-72
2/10	13/--	Ohio State	W, 92-75
2/15	13/2	Purdue	L, 66-73
2/20	13/--	at Minnesota	W, 107-86
2/24	13/--	at Northwestern	W, 91-74
2/27	13/7	Michigan	W, 95-87
3/3	11/--	at Michigan State	W, 103-87
3/6	11/--	at Illinois	L, 81-94
3/10	15/--	Wisconsin	W, 103-70
3/12	15/--	at Indiana	L, 89-116

NCAA Tournament (West)			
3/18	15/--	vs. Florida State (n)	W, 102-98
3/20	15/7	vs. UNLV (n)	W, 104-86
3/25	15/3	vs. Arizona (n)	L, 79-99

1988-89 (23-10, Big Ten 10-8/4th)			
Pos.	#	Starters	Ppg
F	25	Ed Horton (Sr.)	18.3
F	32	Ray Thompson (Fr.)	11.5
C	51	Les Jepsen (Jr.)	4.2
G	23	Roy Marble (Sr.)	20.5
G	10	B.J. Armstrong (Sr.)	18.6
Reserves			
F	50	Matt Bullard (Jr.)	9.1
G	24	James Moses (Fr.)	5.4
F	34	Wade Lookingbill (Fr.)	3.0

Date	AP Rank UI/Opp	Opponent	Result
11/26	7/--	McNeese State	W, 77-56
11/29	6/--	at Drake	W, 96-72

Hawkeye Invitational			
12/2	6/--	Brown	W, 109-61
12/3	6/--	Georgia	W, 102-76

12/6	5/--	UNI	W, 95-76
12/10	5/--	Iowa State	W, 91-71
12/12	4/--	Jackson State	W, 86-71
12/14	4/--	Central Florida	W, 102-68

Chaminade Classic			
12/23	4/--	vs. Eastern Illinois (n)	W, 89-71
12/24	4/--	vs. Saint Louis (n)	W, 83-80
12/25	4/--	vs. UC-Riverside (n)	L, 92-110

12/30	9/--	SW Texas State	W, 96-77
1/5	9/--	at Michigan State	W, 93-82
1/7	9/6	at North Carolina	W, 98-97
1/14	5/--	at Minnesota	L, 78-80
1/19	7/16	at Ohio State	L, 91-102
1/21	7/--	at Purdue	W, 67-66
1/26	12/--	Wisconsin	W, 78-70
1/30	9/17	at Indiana	L, 89-104
2/2	9/--	Northwestern	W, 102-84
2/5	9/2	Illinois	W, 86-82
2/9	8/10	Michigan##	L, 107-108
2/11	8/--	at Wisconsin	L, 54-65
2/13	15/16	Ohio State	W, 83-75
2/18	15/--	Minnesota	W, 99-61
2/22	14/--	at Northwestern	W, 89-84
2/26	14/--	Purdue	W, 84-67
3/2	11/--	Michigan State	L, 81-83
3/4	11/10	at Michigan	L, 96-119
3/8	15/4	at Illinois	L, 94-118
3/11	15/6	Indiana	W, 87-70

NCAA Tournament (East)			
3/17		vs. Rutgers (n)	W, 87-73
3/19	15/17	vs. N.C. State (n)##	L, 96-102

1989-90 (12-16, 4-14 Big Ten/8th)			
Pos.	#	Starters	Ppg
F	45	Michael Ingram (Sr.)	5.4
F	34	Wade Lookingbill (So.)	6.7
C	51	Les Jepsen (Sr.)	14.9
G	24	James Moses (So.)	13.0
G	11	Troy Skinner (So.)	5.0
Reserves			
F	50	Matt Bullard (Sr.)	11.4
C	55	Acie Earl (Fr.)	6.0
F	15	Rodell Davis (So.)	4.1

Date	AP Rank UI/Opp	Opponent	Result
11/24		Texas Southern	W, 80-64
11/28		Drake	W, 68-54

Hawkeye Invitational			
12/1		Ohio University	W, 75-49
12/2		UC-Santa Barbara	W, 85-79

12/7		at Iowa State	W, 89-87
12/9	--/17	North Carolina	W, 87-74
12/18	21/--	Drexel	W, 59-50
12/23	16/13	at UNLV	L, 80-97
12/30	18/--	Monmouth (NJ)	W, 55-46
1/3	20/--	at UNI	L, 74-77
1/6		Ohio State	L, 73-79
1/11		at Wisconsin#	L, 69-73
1/13		at Michigan State	L, 80-87
1/18	--/14	Indiana	L, 79-83
1/20	--/6	Michigan#	W, 78-76
1/25	--/21	at Minnesota	L, 72-84
1/27	--/13	at Purdue	L, 59-80
1/29	--/11	Illinois	W, 69-67
2/3		Northwestern	W, 98-80
2/8		at Ohio State	L, 80-98
2/10		Wisconsin	L, 71-80
2/12	--/21	Michigan State	L, 70-80
2/17		at Indiana	L, 71-118
2/22		at Northwestern	L, 66-72
2/24	--/18	Minnesota	L, 80-102
2/28	--/9	Purdue	W, 64-63
3/4	--/18	at Illinois	L, 85-118
3/10		at Michigan	L, 96-127

YEAR-BY-YEAR SCORES

IOWA BASKETBALL



2023 MEDIA GUIDE

1990-91 (21-11, 9-9 Big Ten/T-5th)

Pos.	#	Starters	Ppg
F	40	Chris Street (Fr.)	5.0
F	24	James Moses (Sr.)	12.0
C	55	Acie Earl (So.)	16.3
G	20	Val Barnes (So.)	11.5
G	11	Troy Skinner (Jr.)	7.7
Reserves			
F	15	Rodell Davis (Jr.)	7.9
G	10	Kevin Smith (Fr.)	5.0
F	42	Jay Webb (So.)	4.8

Date	AP Rank UI/Opp	Opponent	Result
Dodge Preseason NIT			
11/15	--/19	Temple	W, 73-71
11/17		at Notre Dame	L, 68-77

11/27		at Drake	W, 80-61
-------	--	----------	----------

Hawkeye Invitational

11/30		Colgate	W, 80-59
12/1		Creighton	W, 83-77

12/4		UNI	W, 72-68
12/8		Iowa State	W, 75-73
12/15		UMBC	W, 98-81
12/18		Chicago State	W, 93-70
12/22	--/5	UCLA	W, 88-71
12/28	23/--	at Hawaii-Hilo	W, 78-65
12/30	23/--	at Chaminade	W, 104-64
1/3	22/6	at Ohio State	L, 59-63
1/5	22/25	Michigan State	W, 79-66
1/10	22/--	Michigan	W, 79-78
1/12	22/--	at Minnesota	L, 77-79
1/17	24/--	at Wisconsin	L, 79-91
1/19	24/3	Indiana	L, 79-99
1/28		at Illinois	L, 50-53
1/31		at Purdue	W, 78-69
2/2		Northwestern	W, 82-66
2/7	--/25	at Michigan State	W, 71-67
2/9		at Michigan	L, 70-84
2/14		Minnesota	W, 82-69
2/16		Wisconsin	L, 55-56
2/21	--/4	at Indiana#	W, 80-79
2/23		Illinois	L, 74-79
3/2		Purdue	L, 65-70
3/7		at Northwestern	W, 79-76
3/10	--/2	Ohio State	W, 80-69

NCAA Tournament (Midwest)

3/14		vs. East Tennessee State (n)	W, 76-73
3/16	--/6	vs. Duke (n)	L, 70-85

1991-92 (19-11, 10-8 Big Ten/5th)

Pos.	#	Starters	Ppg
F	40	Chris Street (So.)	10.6
F	24	James Moses (Sr.)	13.9
C	55	Acie Earl (Jr.)	19.5
G	20	Val Barnes (Jr.)	11.5
G	10	Kevin Smith (So.)	5.4
Reserves			
F	15	Rodell Davis (Sr.)	5.0
F	34	Wade Lookingbill (Jr.)	4.7
G	11	Troy Skinner (Sr.)	4.1

Date	AP Rank UI/Opp	Opponent	Result
11/23	21/--	UMES	W, 101-45
11/26	21/--	Western Illinois	W, 95-58
12/3	21/--	Drake	W, 83-56

Hawkeye Invitational

12/6	21/--	Army	W, 74-39
12/7	21/--	Louisiana Tech	W, 84-65

12/10	16/--	at UNI	W, 108-85
12/14	16/--	at Iowa State	L, 84-98

Tampa Tribune Holiday Invitational

12/27	23/--	vs. Butler (n)	W, 114-92
12/28	23/--	vs. South Florida (n)	L, 78-85

1/4		Centenary	W, 121-76
1/9	--/11	Michigan#	L, 77-80

1/11		at Purdue#	L, 69-77
1/15		Illinois	W, 74-69
1/19	--/4	at Ohio State	L, 81-85
1/22		at Northwestern	W, 78-71
1/29		Wisconsin	W, 73-66
2/1		Minnesota	W, 87-70
2/6	--/11	Michigan State	W, 77-63
2/9	--/6	at Indiana	L, 66-81
2/12	--/17	at Michigan	L, 74-79
2/15		Purdue	W, 80-68
2/18	--/6	Ohio State	W, 92-86
2/23		at Illinois#	L, 72-77
2/25		at Minnesota	W, 79-64
3/4		Indiana	L, 60-64
3/7		at Wisconsin	W, 70-65
3/11		Northwestern	W, 69-66
3/15	--/16	at Michigan State	L, 53-64

NCAA Tournament (East)

3/19		vs. Texas (n)	W, 98-92
3/21	--/1	vs. Duke (n)	L, 62-75

1992-93 (23-9, 11-7 Big Ten/T-3rd)

Pos.	#	Starters	Ppg
F	34	Wade Lookingbill (Sr.)	7.4
F	23	James Winters (Jr.)	8.6
C	55	Acie Earl (Sr.)	16.9
G	20	Val Barnes (Sr.)	14.7
G	10	Kevin Smith (Jr.)	5.0
Reserves			
F	3	Kenyon Murray (Fr.)	6.7
F	52	Russ Millard (Fr.)	5.2
C	42	Jay Webb (Sr.)	4.2

Date	AP Rank UI/Opp	Opponent	Result
12/1	10/--	Mississippi Valley State	W, 100-69

Hawkeye Invitational

12/4	10/--	Texas-Pan American	W, 85-29
12/5	10/--	Mississippi State	W, 69-54

12/8	8/--	UNI	W, 64-44
12/12	8/--	Iowa State	W, 78-51

San Juan Shootout

12/20	8/--	vs. American University (n)	W, 101-47
12/21	8/--	vs. Eastern Michigan (n)	W, 103-66
12/22	8/--	vs. Southern Illinois (n)	W, 90-70

12/28	8/--	Texas Southern	W, 91-70
1/2	8/--	Central Conn. State	W, 104-58
1/4	8/--	at Drake	W, 80-65
1/6	8/5	at Indiana	L, 67-75
1/9	8/--	at Ohio State	L, 81-92
1/13	13/19	Minnesota	W, 84-77
1/16	13/3	at Duke	L, 56-65
1/28	11/--	at Michigan State#	W, 96-90
1/31	11/5	Michigan	W, 88-80
2/4	9/--	at Illinois	L, 77-78
2/6	9/1	Indiana	L, 66-73
2/13	13/--	at Minnesota	L, 85-91
2/16	20/--	Ohio State	W, 68-54
2/20	20/--	at Northwestern	W, 75-63
2/22	18/--	at Penn State	W, 74-58
2/24	18/--	Penn State	W, 58-38
2/27	18/--	Michigan State	W, 66-64
3/2	15/4	at Michigan	L, 73-82
3/6	15/24	at Purdue	L, 58-69
3/8	17/--	Northwestern	W, 56-50
3/10	17/--	Wisconsin	W, 91-65
3/13	17/--	Illinois	W, 63-53

NCAA Tournament (Southeast)

3/19	17/--	vs. Northeast Louisiana (n)	W, 82-69
3/21	17/12	vs. Wake Forest (n)	L, 78-84

1993-94 (11-16, 5-13 Big Ten/T-10th)

Pos.	#	Starters	Ppg
F	4	Jess Settles (Fr.)	15.3
F	3	Kenyon Murray (So.)	12.3
F	23	James Winters (Sr.)	18.0
G	44	Jim Bartels (Jr.)	11.5
G	13	Mon'ter Glasper (So.)	4.8
Reserves			
F	52	Russ Millard (So.)	11.2
G	14	Chris Kingsbury (Fr.)	8.2
G	11	Kevin Skillett (Jr.)	2.0

Date	AP Rank UI/Opp	Opponent	Result
11/30		Drake	W, 90-86

Hawkeye Invitational

12/3		Lehigh	W, 104-77
12/4		Long Beach State	W, 101-79

12/7		at UNI	W, 81-76
12/11		at Iowa State	L, 79-86
12/20		Dartmouth	W, 104-65
12/22	--/3	Duke	L, 76-79
12/29		at Cal-Irvine	L, 78-86
1/2		Eastern Illinois	W, 91-52
1/4		at Ohio State	L, 68-72
1/8	--/13	Michigan	L, 70-71
1/11	--/11	Indiana	L, 75-89
1/19		at Illinois	L, 90-105
1/22		Penn State	W, 81-70
1/26		at Northwestern	W, 86-76
1/29		at Michigan State	L, 84-87
2/2	--/22	Minnesota	W, 92-88
2/6	--/8	Purdue	L, 78-87
2/12	--/12	at Indiana	L, 91-93
2/16	--/7	at Michigan	L, 76-89
2/19		Illinois	W, 83-69
2/23		at Penn State	L, 80-89
2/26		Northwestern	L, 74-80
3/2		Michigan State	L, 72-80
3/5	--/18	at Minnesota###	L, 96-107
3/9		at Wisconsin	L, 71-95
3/12		Ohio State	W, 83-74

1994-95 (21-12, 9-9 Big Ten/T-7th)

Pos.	#	Starters	Ppg
F	4	Jess Settles (So.)	15.6
F	3	Kenyon Murray (Jr.)	11.5
F	44	Jim Bartels (Sr.)	11.2
G	14	Chris Kingsbury (So.)	16.8
G	5	Andre Woolridge (So.)	14.0
Reserves			
F	52	Russ Millard (Jr.)	5.2
F	42	Ryan Bowen (Fr.)	4.6
G	13	Mon'ter Glasper (Jr.)	3.9

Date	AP Rank UI/Opp	Opponent	Result
11/25		Morgan State	W, 126-79
11/29		at Drake	W, 103-68

Hawkeye Invitational

12/2		Pepperdine	W, 99-63
12/3	--/14	Ohio University	W, 91-75

12/7		UNI	W, 80-48
12/10		Iowa State	L, 63-76
12/17		Long Island	W, 102-72
12/20		Western Carolina	W, 85-60
12/23		at BYU-Hawaii	W, 61-57

Rainbow Classic

12/27	--/7	vs. Duke (n)	W, 81-71
12/29		vs. Hawai'i (n)	W, 84-82
12/30	--/3	vs. Arkansas (n)	L, 92-101

1/4	22/--	Indiana	W, 74-55
1/7	22/14	at Michigan State	L, 68-69
1/11	19/--	at Michigan##	L, 82-83
1/14	19/--	Purdue	L, 83-84
1/21		Wisconsin	W, 96-84
1/25		at Ohio State	W, 81-66
1/28		Minnesota	L, 54-55
2/1		Illinois	L, 74-79



2/4		at Penn State	L, 64-74
2/9		Northwestern	W, 116-77
2/11		at Illinois#	L, 97-104
2/15	--/24	at Minnesota	W, 74-70
2/18		Ohio State	W, 85-66
2/22		at Wisconsin	W, 84-77
3/1	--/17	at Purdue	L, 85-92
3/5		Michigan	W, 89-69
3/8	--/9	Michigan State	W, 79-78
3/12		at Indiana	L, 79-110

National Invitation Tournament

3/15		vs. DePaul (n)	W, 97-86
3/21		Ohio University	W, 66-62
3/23		Penn State	L, 64-67

1995-96 (24-8, 12-6 Big Ten/T-2nd)

Pos.	#	Starters	Ppg
F	3	Kenyon Murray (Sr.)	9.5
F	4	Jess Settles (Jr.)	15.1
C	52	Russ Millard (Sr.)	13.7
G	5	Andre Woolridge (Jr.)	13.1
G	13	Mon'ter Glasper (Sr.)	4.6
Reserves			
F	52	Ryan Bowen (So.)	5.5
F	44	J.R. Koch (Fr.)	3.4
G	14	Chris Kingsbury (Jr.)	11.9

Date	AP Rank UI/Opp	Opponent	Result
Great Alaska Shootout			
11/22	10/--	vs. Ohio University (n)	W, 78-51
11/24	10/6	vs. Connecticut (n) #	W, 101-95
11/25	10/--	vs. Duke (n)	L, 81-88

11/28	11/--	Drake	W, 98-66
-------	-------	-------	----------

Super Chevy Shootout

12/1	11/--	East Tennessee State	W, 104-58
12/2	11/--	Colgate	W, 79-59

12/5	12/--	at UNI	W, 78-73
12/9	12/--	at Iowa State	W, 56-50
12/16	9/--	Texas Southern	W, 110-67
12/20	10/--	Western Illinois	W, 93-41
12/23	10/--	Morehead State	W, 82-57
12/28	10/--	at Colorado	W, 100-85
1/3	10/--	at Purdue+	L, 61-85
1/6	10/--	Minnesota	W, 92-63
1/10	11/--	Ohio State	W, 81-53
1/13	11/--	at Wisconsin	L, 71-80
1/18	16/--	Illinois	W, 82-79
1/20	16/--	at Michigan State	L, 60-62
1/28	22/16	Michigan	W, 70-61
1/30	16/--	at Indiana	L, 73-76
2/3	16/10	Penn State#	L, 87-95
2/7	19/--	at Northwestern	W, 88-77
2/11	19/--	Indiana	W, 76-50
2/13	19/--	at Michigan	W, 62-55
2/21	19/--	Michigan State	W, 83-47
2/24	18/--	at Illinois	L, 86-91
2/28	20/--	Wisconsin	W, 69-54
3/2	20/--	at Ohio State	W, 73-64
3/6	19/--	at Minnesota	L, 64-72
3/9	19/4	Purdue	W, 56-52

NCAA Tournament (West)

3/15	19/--	vs. George Washington (n)	W, 81-79
3/17	19/11	vs. Arizona (n)	L, 73-87

1996-97 (23-9, 12-6 Big Ten/T-2nd)

Pos.	#	Starters	Ppg
F	42	Ryan Bowen (Jr.)	11.8
G	45	Darryl Moore (Jr.)	5.2
C	13	Guy Rucker (Fr.)	10.6
G	32	Kent McCausland (So.)	8.6
G	5	Andre Woolridge (Sr.)	20.2
Reserves			
F	44	J.R. Koch (So.)	8.0
F	4	Jess Settles (Jr.)	11.3
G	24	Ryan Luehrsmann (Fr.)	3.5

Date	AP Rank UI/Opp	Opponent	Result
11/22	23/--	vs. Western Illinois (n)	W, 81-66

Maui Invitational

11/25		vs. California (n)	L, 59-75
11/26		vs. LSU (n)+	L, 60-70
11/27		at Chaminade	W, 67-37

12/3		at Drake	W, 79-59
------	--	----------	----------

Super Chevy Shootout

12/6		Grambling State	W, 93-73
12/7		LaSalle	W, 65-60

12/10		UNI	W, 72-63
12/14	--/6	Iowa State	L, 74-81
12/21		Missouri	W, 88-77
12/27		Austin Peay	W, 90-58
12/29		Cal-Northridge	W, 90-65
1/2		Northwestern	W, 72-55
1/4		at Penn State	W, 69-57
1/7		at Purdue	W, 59-56
1/11		Wisconsin	W, 78-53
1/15		Ohio State	W, 76-62
1/19	--/18	at Michigan	L, 71-79
1/23	--/8	at Minnesota	L, 51-66
1/29		Illinois	W, 82-65
2/4	25/24	Indiana	W, 75-67
2/9		at Illinois	L, 51-66
2/12		at Michigan State	L, 67-69
2/15	--/3	Minnesota	L, 66-68
2/20	--/18	Michigan	W, 80-75
2/22		at Ohio State	W, 69-56
2/26		at Wisconsin	L, 48-49
3/1		Purdue	W, 84-62
3/5		Penn State	W, 81-55
3/8		at Northwestern	W, 75-59

NCAA Tournament (West)

3/13		vs. Virginia (n)	W, 73-60
3/15	--/6	vs. Kentucky (n)	L, 69-75

1997-98 (20-11, 9-7 Big Ten/T-5th)

Pos.	#	Starters	Ppg
F	23	Ricky Davis (Fr.)	15.0
F	45	Darryl Moore (Sr.)	7.1
C	42	Ryan Bowen (Sr.)	14.4
G	20	Dean Oliver (Fr.)	8.8
G	32	Kent McCausland (Jr.)	9.6
Reserves			
F	44	J.R. Koch (Jr.)	6.9
C	13	Guy Rucker (So.)	6.9
G	24	Ryan Luehrsmann (So.)	4.0
G	30	Kyle Galloway (Fr.)	4.2

Date	AP Rank UI/Opp	Opponent	Result
11/14	15/--	Chicago State	W, 105-60
11/16	15/--	North Texas	W, 112-64
11/29	14/--	Long Island	W, 101-69
12/2	10/--	Drake	W, 90-60

Super Chevy Shootout

12/5	10/--	Rice	W, 81-52
12/6	10/--	Weber State	W, 81-56

12/9	10/--	at UNI	L, 78-84
12/13	10/--	at Iowa State	W, 60-59

San Juan Christmas Shootout

12/21	15/--	vs. Puerto Rico-Mayaguez (n)	W, 96-37
12/22	15/--	vs. Southern Mississippi (n)	W, 82-58
12/23	15/--	vs. St. Bonaventure (n)	W, 81-67

12/28	15/--	Bucknell	W, 91-52
12/31	14/--	at Indiana	W, 89-76
1/3	11/--	Northwestern	W, 91-57
1/8	11/--	Illinois	L, 64-76
1/14	13/--	at Ohio State	W, 61-46
1/18	13/--	at Minnesota	W, 82-69
1/21	10/--	Michigan State	L, 57-78
1/24	10/--	at Missouri#	L, 79-80
1/28	16/--	at Penn State	L, 65-67
2/1	16/19	Michigan	L, 66-80
2/3	24/--	at Wisconsin	W, 79-76
2/7	24/16	at Michigan State	L, 64-75
2/12		Minnesota	L, 71-73
2/14		Ohio State	W, 82-70
2/18	--/5	Purdue	W, 88-69
2/22	--/23	at Illinois	L, 72-79
2/25		at Northwestern	W, 75-55
2/28		Indiana	W, 84-70

Big Ten Tournament

3/6		vs. Michigan (n)	L, 66-77
-----	--	------------------	----------

National Invitation Tournament

3/11		Georgia	L, 93-100
------	--	---------	-----------

1998-99 (20-10, 9-7 Big Ten/T-3rd)

Pos.	#	Starters	Ppg
F	4	Jess Settles (Sr.)	9.8
F	3	Jason Bauer (Sr.)	2.6
C	44	J.R. Koch (Sr.)	10.4
G	20	Dean Oliver (So.)	11.9
G	32	Kent McCausland (Sr.)	8.6
Reserves			
F	13	Guy Rucker (Jr.)	6.7
C	14	Jacob Jaacks (Jr.)	6.8
G	34	Joey Range (Fr.)	7.8
G	14	Ryan Luehrsmann (Jr.)	5.8

Date	AP Rank UI/Opp	Opponent	Result
11/15		vs. Western Illinois (n)	W, 74-63
11/19		UNI	W, 83-67
11/25		Creighton	L, 73-75
12/1		at Drake	W, 78-74

Hawkeye Invitational

12/4		South Alabama	W, 82-58
12/5		Detroit Mercy	W, 61-60

12/8	--/10	at Kansas	W, 85-81
12/12		Iowa State	W, 74-54
12/19	25/--	Missouri	W, 82-68
12/23	21/--	Coppin State	W, 87-73
12/31	21/8	Indiana	W, 67-52
1/3	21/--	at Northwestern	W, 52-48
1/7	17/11	Illinois	W, 84-62
1/12	12/21	at Ohio State	W, 71-68
1/16	12/19	at Minnesota	L, 70-75
1/21	14/11	at Michigan State	L, 65-80
1/23	14/15	Wisconsin	L, 52-72
1/27	16/--	Penn State	W, 84-74
1/30	16/--	at Michigan	W, 81-68
2/4	14/18	at Purdue	L, 75-90
2/6	14/8	Michigan State	L, 81-95
2/10	19/22	Minnesota	W, 76-73
2/13	19/13	Ohio State	L, 69-73
2/21	20/--	at Illinois	W, 78-72
2/23	18/--	Northwestern	W, 65-48
2/27	18/20	at Indiana	L, 81-88

Big Ten Tournament

3/5	20/19	vs. Wisconsin (n)	L, 60-74
-----	-------	-------------------	----------

NCAA Tournament (West)

3/11	20/--	vs. UAB (n)	W, 77-64
3/13	20/22	vs. Arkansas (n)	W, 82-72
3/18	20/3	vs. Connecticut (n)	L, 68-78

**Coach Steve Alford****1999-2000 (14-16, 6-10 Big Ten/T-8th)**

Pos.	#	Starters	Ppg
F	1	Rob Griffin (Jr.)	14.4
F	23	Duez Henderson (So.)	7.4
C	14	Jacob Jaacks (Sr.)	10.6
G	20	Dean Oliver (Jr.)	12.9
G	32	Ryan Luehrsmann (Sr.)	6.6
Reserves			
G	30	Kyle Galloway (So.)	6.1
F	25	Rod Thompson (So.)	3.4
F	13	Joe Fermino (Jr.)	2.3
G	11	Jason Price (Sr.)	1.9

Date	AP Rank UI/Opp	Opponent	Result
IKON Coaches vs. Cancer Classic			
11/11	--/1	vs. Connecticut (n)	W, 70-68
11/12		vs. Stanford (n)	L, 58-72
11/21	22/--	Eastern Illinois	W, 95-79
11/27	23/--	at Creighton	L, 76-85
11/30	--/24	vs. Maryland (n)	L, 65-83

Gazette Hawkeye Challenge

12/3		Texas Southern	W, 73-51
12/4		Ohio University	W, 86-66

12/7		at UNI	W, 67-59
12/11		at Iowa State	L, 59-66
12/18		at Missouri	L, 61-72
12/28		Drake##	W, 83-76
1/5		Northwestern	W, 58-52
1/8	--/11	Michigan State	L, 53-75
1/12		at Minnesota	L, 82-85
1/15		at Penn State	L, 61-73
1/18	--/11	at Indiana	L, 71-74
1/22		Michigan	W, 83-78
1/26		Illinois	L, 58-69
1/29		at Wisconsin	W, 61-55
2/3	--/15	Kansas	W, 77-69
2/5		Purdue	L, 58-84
2/9	--/5	at Ohio State	W, 67-64
2/12		at Illinois	L, 50-78
2/16	--/25	at Purdue	L, 59-67
2/23		Wisconsin	L, 45-54
2/27		Minnesota	W, 71-59
3/1		at Michigan	L, 78-87
3/4		Penn State	W, 86-83

Big Ten Tournament

3/9		vs. Minnesota (n)	W, 81-78
3/10	--/5	vs. Michigan State (n)	L, 65-75

2000-01 (23-12, 7-9 Big Ten/T-6th)

Pos.	#	Starters	Ppg
F	32	Reggie Evans (Jr.)	15.1
G	20	Dean Oliver (Sr.)	13.9
G	24	Luke Recker (Jr.)	18.1
F	23	Duez Henderson (Jr.)	6.3
F	4	Glen Worley (Fr.)	7.5
Reserves			
G	11	Brody Boyd (Fr.)	5.8
C	5	Jared Reiner (Fr.)	3.1
G	2	Ryan Hogan (Jr.)	7.2

Date	AP Rank UI/Opp	Opponent	Result
11/19		UW-Milwaukee	W, 83-79
11/21		at Drake	W, 73-71
11/28		Georgia Tech	W, 85-67

Gazette Hawkeye Challenge

12/1		Tennessee-Chattanooga	W, 79-60
12/2		Tulsa	W, 66-65

12/5		UNI	W, 74-42
12/9		Iowa State	W, 80-68
12/16	22/--	Missouri##	W, 99-94
12/19	19/--	Centenary	W, 72-52
12/23	19/--	at Kansas State	L, 78-86

Rainbow Classic

12/28	23/--	vs. Detroit-Mercy (n)	W, 69-68
12/29	23/6	vs. Tennessee (n)	L, 68-80
12/30	23/--	vs. Saint Louis (n)	W, 68-56

1/6		at Penn State	W, 86-85
1/11	--/7	Illinois	W, 78-62
1/13		at Purdue	W, 83-73
1/16	14/--	at Wisconsin	L, 54-67
1/20	14/--	Michigan	L, 69-70
1/24	21/--	at Minnesota	W, 87-74
1/27	21/--	Indiana	W, 71-66
1/31	18/--	Minnesota	W, 64-55
2/7	14/--	Ohio State	L, 68-69
2/10	14/--	at Northwestern	L, 61-69
2/14	25/--	at Michigan	L, 85-95
2/18	25/5	at Michigan State	L, 70-94
2/21		Purdue#	W, 78-72
2/24	--/3	at Illinois	L, 63-89
3/1		Penn State	L, 73-78
3/3	--/22	Wisconsin	L, 57-59

Big Ten Tournament

3/8		vs. Northwestern (n)	W, 72-55
3/9	--/24	vs. Ohio State (n)	W, 75-66
3/10		vs. Penn State (n)	W, 94-74
3/11		vs. Indiana (n)	W, 63-61

NCAA Tournament (East)

3/15		vs. Creighton (n)	W, 69-56
3/17	--/15	vs. Kentucky (n)	L, 79-92

2001-02 (19-16, 5-11 Big Ten/T-8th)

Pos.	#	Starters	Ppg
F	32	Reggie Evans (Sr.)	15.4
C	53	Sean Sonderleiter (So.)	2.2
G	1	Chauncey Leslie (Jr.)	6.1
G	3	Pierre Pierce (Fr.)	7.1
G	24	Luke Recker (Sr.)	17.1
Reserves			
F	4	Glen Worley (So.)	7.3
F	23	Duez Henderson (Sr.)	4.5
C	5	Jared Reiner (So.)	3.1
G	11	Brody Boyd (So.)	3.9
G	2	Ryan Hogan (Sr.)	5.3

Date	AP Rank UI/Opp	Opponent	Result
11/13	9/--	UMES	W, 89-59
11/14	9/--	Boston University	W, 90-61
11/17	9/--	Louisiana Tech	W, 75-67

Guardians Classic

11/20	9/12	vs. Memphis (n)	W, 75-71
11/21	9/5	vs. Missouri (n)	L, 77-78

11/27	7/1	vs. Duke (n)	L, 62-80
-------	-----	--------------	----------

Gazette Hawkeye Challenge

11/30	7/--	Alabama State	W, 73-64
12/1	7/--	SMU	W, 86-69

12/4	12/--	at UNI	L, 76-78
12/8	12/--	at Iowa State	W, 78-53
12/12	15/--	Drake	W, 101-59
12/15	15/2	at Missouri	W, 83-65
12/22	12/--	Kansas State	W, 89-70
12/28	9/--	Mercer	W, 77-43
1/2	9/--	Wisconsin	W, 69-57
1/5	9/--	at Ohio State	L, 62-72
1/9	13/--	Northwestern	W, 70-60
1/13	13/--	Indiana	L, 66-77
1/15	17/11	at Illinois	L, 66-77
1/19	17/--	at Northwestern	L, 50-63
1/22		Michigan State	W, 75-71
1/26		at Purdue	L, 68-73
2/2		Penn State	W, 81-64
2/5		at Indiana	L, 51-79
2/9		Minnesota	L, 78-86
2/13		at Penn State	L, 65-71
2/16	--/23	Ohio State	L, 66-72
2/19		at Wisconsin	L, 56-64
2/23		Michigan	W, 75-56
3/2		at Michigan State	L, 79-93

Big Ten Tournament

3/7		vs. Purdue (n)	W, 87-72
3/8		vs. Wisconsin (n)	W, 58-56
3/9	--/23	vs. Indiana (n)	W, 62-60
3/10	--/21	vs. Ohio State (n)	L, 64-81

National Invitation Tournament

3/13		LSU	L, 61-63
------	--	-----	----------

2002-03 (17-14, 7-9 Big Ten/T-8th)

Pos.	#	Starters	Ppg
F	4	Glen Worley (Jr.)	10.9
F	44	Greg Brunner (Fr.)	7.5
C	5	Jared Reiner (Jr.)	9.7
G	1	Chauncey Leslie (Sr.)	15.8
G	2	Jeff Horner (Fr.)	8.2
Reserves			
F	53	Sean Sonderleiter (Jr.)	8.5
G	11	Brody Boyd (Jr.)	9.7

Date	AP Rank UI/Opp	Opponent	Result
11/24		Florida Atlantic	W, 79-52
11/26		at Drake	W, 50-49
11/30		Tennessee State	W, 84-51
12/2		at Florida State	L, 67-80

Gazette Hawkeye Challenge

12/6		Montana State	W, 65-44
12/7		Southern Mississippi	W, 65-63

12/10		UNI	W, 63-54
12/13		Iowa State	L, 69-73
12/22		Liberty	W, 87-49
12/28		at Tulsa	W, 73-67
1/4		Missouri	L, 82-88
1/8		at Northwestern	W, 68-63
1/11	--/25	Michigan State	W, 68-64
1/15	--/8	Illinois	W, 68-61
1/22		at Wisconsin	L, 61-74
1/25		Ohio State	L, 72-83
2/1		Purdue#	L, 77-80
2/5		at Penn State	W, 75-55
2/8		at Michigan	L, 62-70
2/12		at Minnesota	L, 64-77
2/15		Penn State	W, 84-71
2/19		Indiana	L, 63-79
2/22		Wisconsin	L, 53-61
2/25		at Ohio State	W, 71-64
3/1		at Indiana#	L, 88-91
3/5		at Michigan State	L, 54-82
3/8		Northwestern	W, 77-61

Big Ten Tournament

3/13		vs. Ohio State (n)	L, 64-66
------	--	--------------------	----------

National Invitation Tournament

3/17		Valparaiso	W, 62-60
3/21		at Iowa State	W, 54-53
3/24		Georgia Tech	L, 78-79

2003-04 (16-13, 9-7 Big Ten/4th)

Pos.	#	Starters	Ppg
F	4	Glen Worley (Sr.)	8.1
F	44	Greg Brunner (So.)	10.9
G	2	Jeff Horner (So.)	13.0
G	3	Pierre Pierce (Jr.)	16.1
G	11	Brody Boyd (Sr.)	11.1
Reserves			
C	5	Jared Reiner (Sr.)	10.5
G	30	Kurt Spurgeon (Sr.)	0.9
C	34	Erek Hansen (So.)	2.1

Date	AP Rank UI/Opp	Opponent	Result
11/23		UNC-Asheville	W, 107-80
11/25		Drake	W, 74-56
11/29	--/17	vs. Louisville# (n)	W, 70-69
12/2		UW-Green Bay	W, 82-56

Gazette Hawkeye Challenge

12/5		Eastern Washington	W, 70-54
12/6		Northern Illinois	W, 65-57



12/9	24/--	at UNI	L, 66-77
12/22		vs. Texas Tech (n)	L, 59-65
12/30		Eastern Illinois	W, 71-62
1/3	--/23	at Missouri	L, 56-76
1/7	--/24	Purdue	W, 71-61
1/10		Northwestern	L, 68-77
1/13		at Minnesota	W, 83-68
1/17	--/25	at Illinois	L, 82-88
1/21		at Iowa State	L, 76-84
1/24		Ohio State	W, 79-65
1/28		at Michigan	L, 84-90
1/31		Penn State	W, 77-58
2/4		at Michigan State	L, 72-89
2/7		at Indiana##	W, 84-82
2/11	--/17	Wisconsin	L, 52-54
2/14		Michigan	W, 69-61
2/18		at Ohio State	W, 78-67
2/25	--/23	Illinois	L, 59-78
2/28		Minnesota	W, 66-62
3/3		at Northwestern	L, 49-51
3/6		at Purdue	W, 63-62

Big Ten Tournament			
3/12		vs. Michigan (n)	L, 70-79

National Invitation Tournament			
3/17		at Saint Louis	L, 69-70

2004-05 (21-12, 7-9 Big Ten/7th)			
Pos.	#	Starters	Ppg.
F	44	Greg Brunner (Jr.)	14.7
C	34	Erek Hansen (Jr.)	4.8
G	1	Adam Haluska (So.)	14.2
G	2	Jeff Horner (Jr.)	14.0
G	35	Mike Henderson (So.)	4.9
Reserves			
F	23	Doug Thomas	4.6
G	25	Carlton Reed	2.6
F	5	Alex Thompson	1.6

Date	AP Rank UI/Opp	Opponent	Result
11/19		Western Illinois	W, 85-62

EA Sports Maui Invitational			
11/22	--/12	vs. Louisville (n)	W, 76-71
11/23	--/15	vs. Texas (n)	W, 82-80
11/24	--/11	vs. North Carolina (n)	L, 92-106
11/30	23/--	Drake	W, 91-75

Gazette Hawkeye Challenge			
12/3	23/--	Centenary	W, 88-53
12/4	23/--	UNC Greensboro	W, 83-58

12/7	17/--	UNI	W, 76-73
12/10	17/--	Iowa State	W, 70-63
12/18	16/--	Western Carolina	W, 88-75
12/21	17/--	vs. Texas Tech (n)	W, 83-53
12/28	16/--	Air Force	W, 73-63
12/31	16/--	Saint Louis	W, 67-58
1/5	14/--	Michigan	L, 63-65
1/8	14/--	at Ohio State	L, 69-81
1/15	24/--	Minnesota	W, 66-60
1/20	23/1	at Illinois#	L, 68-73
1/22	23/--	Purdue	W, 71-57
1/26	23/--	at Northwestern#	L, 74-75
1/29	23/--	Indiana	W, 72-57
2/5	--/12	Michigan State	L, 64-75
2/9	--/20	at Wisconsin	L, 69-72
2/12		Northwestern	W, 64-54
2/16		at Purdue	L, 63-66
2/19	--/1	Illinois	L, 65-75
2/23		at Minnesota	L, 57-65
2/26		at Penn State	W, 78-56
3/2		Ohio State	W, 74-72
3/5		at Michigan#	W, 74-72

Big Ten Tournament			
3/10		vs. Purdue (n)	W, 71-52
3/11	--/13	vs. Michigan State (n)	W, 71-69
3/12	--/23	vs. Wisconsin (n)	L, 56-59

NCAA Tournament (Indianapolis, IN)			
3/17	--/21	vs. #23 Cincinnati (n)	L, 64-76

2005-06 (25-9, 11-5 Big Ten/T-2nd)			
Pos.	#	Starters	Ppg.
F	44	Greg Brunner (Sr.)	14.1
C	34	Erek Hansen (Sr.)	6.7
G	1	Adam Haluska (Jr.)	13.9
G	2	Jeff Horner (Sr.)	13.6
G	35	Mike Henderson (Jr.)	7.6
Reserves			
C	23	Doug Thomas (Sr.)	4.6
G	11	Tony Freeman (Fr.)	3.4
F	5	Alex Thompson (Fr.)	2.0

Date	AP Rank UI/Opp	Opponent	Result
11/14	20/--	UMES	W, 86-41
11/15	20/--	Colgate	W, 73-51

Guardians Classic			
11/21	18/7	vs. Kentucky (n)	W, 67-63
11/22	18/2	vs. Texas (n)	L, 59-68
11/26	18/--	Texas-San Antonio	W, 79-46
11/30	14/24	NC State	W, 45-42

Hawkeye Challenge			
12/2	14/--	Fairfield	W, 75-59
12/3	14/--	Valparaiso	W, 72-59

12/6	12/--	at UNI#	L, 63-67
12/9	12/--	at Iowa State	L, 60-72
12/17	22/--	Arizona State	W, 62-43
12/20	25/--	Drake	W, 65-60
12/22	25/--	Robert Morris	W, 73-51
12/30		at Saint Louis	W, 60-50
1/5		at Wisconsin	L, 52-66
1/7		Illinois	W, 63-48
1/14		at Penn State	W, 80-76
1/18	23/--	Minnesota###	W, 76-72
1/21	23/--	at Michigan State	L, 55-85
1/24	--/13	Indiana	W, 73-60
1/28	--/16	Ohio State	W, 67-62
2/1	23/--	at Purdue	W, 77-68
2/4	23/21	Michigan	W, 94-66
2/8	18/--	at Northwestern	L, 48-51
2/11	18/24	at Indiana	W, 70-67
2/14	18/16	Michigan State	W, 66-54
2/18	18/--	at Minnesota	L, 61-74
2/25	20/--	at Illinois	L, 59-71
3/1	23/--	Penn State	W, 65-38
3/4	23/--	Wisconsin	W, 59-44

Big Ten Tournament			
3/10	20/--	vs. Minnesota (n)	W, 67-57
3/11	20/--	vs. Michigan State (n)	W, 53-48
3/12	20/7	vs. Ohio State (n)	W, 67-60

NCAA Tournament (Auburn Hills, MI)			
3/17	20/--	vs. Northwestern State (n)	L, 63-64

2006-07 (17-14, 9-7 Big Ten/T-4th)			
Pos.	#	Starters	Ppg.
F	34	Tyler Smith (Fr.)	14.9
F	44	Cyrus Tate (So.)	4.2
C	52	Kurt Looby (Jr.)	3.8
G	1	Adam Haluska (Sr.)	20.5
G	11	Tony Freeman (So.)	7.5
Reserves			
G	35	Mike Henderson (Sr.)	5.8
C	53	Seth Gorney (Jr.)	5.5
G	24	Justin Johnson (Jr.)	5.4

Date	AP Rank UI/Opp	Opponent	Result
11/13		The Citadel	W, 75-53

Paradise Jam			
11/17		vs. Toledo (n)	W, 78-65
11/19	--/10	vs. Alabama (n)	L, 60-72
11/20		vs. Villanova (n)	L, 60-89
11/25		at Arizona State	L, 64-67
11/29		at Virginia Tech	L, 65-69

Hawkeye Challenge			
12/1		Texas-Pan American	W, 62-46
12/2		Coppin State	W, 83-67
12/5		UNI	L, 55-57
12/8		Iowa State	W, 77-59
12/16		at Drake	L, 59-75
12/20		Georgia State	W, 101-59
12/23		Texas Southern	W, 90-63
12/30		Cornell	W, 65-50
1/4		Michigan State	W, 62-60
1/10		at Illinois	L, 70-74
1/13		Minnesota	W, 60-49
1/16		at Indiana	L, 64-71
1/20		at Ohio State	L, 63-82
1/24		Penn State	W, 79-63
1/28	--/2	Wisconsin	L, 46-57
1/31		at Michigan	W, 69-62
2/3		Indiana	W, 81-75
2/7		at Minnesota	W, 91-78
2/10	--/4	at Wisconsin	L, 62-74
2/15		Northwestern	W, 66-58
2/17		at Michigan State	L, 49-81
2/21		Purdue	W, 78-59
2/28		at Penn State	L, 72-74
3/3		Illinois	W, 60-53

Big Ten Tournament			
3/9		vs. Purdue (n)	L, 55-74

Coach Todd Lickliter

2007-08 (13-19, 6-12 Big Ten/8th)			
Pos.	#	Starters	Ppg.
F	44	Cyrus Tate (Jr.)	8.3
F	53	Seth Gorney (Sr.)	4.3
G	11	Tony Freeman (Jr.)	13.8
G	24	Justin Johnson (Sr.)	11.8
G	32	Jake Kelly (Fr.)	7.3
Reserves			
G	30	Jeff Peterson (Fr.)	5.2
F	52	Kurt Looby (Sr.)	3.2

Date	AP Rank UI/Opp	Opponent	Result
11/9		Idaho State	W, 58-43
11/14		Northern Colorado	W, 59-47
11/18		Florida Gulf Coast	W, 62-49
11/20		UMES	W, 65-48

South Padre Island Invitational			
11/23		vs. Bradley (n)	L, 56-67
11/24		vs. Utah State (n)	L, 62-75
11/26		Wake Forest	L, 47-56

Hawkeye Challenge			
11/30		Louisiana-Monroe#	L, 67-72
12/1		Eastern Illinois	W, 57-45
12/5		at UNI	W, 62-55
12/8		at Iowa State	L, 47-56
12/14		Drake	L, 51-56
12/29		Southeastern Louisiana	W, 57-50
1/2	--/11	Indiana	L, 76-79
1/5	--/25	at Wisconsin	L, 51-64
1/9		at Ohio State	L, 48-79
1/12	--/6	Michigan State	W, 43-36
1/16		Purdue	L, 62-67
1/19		at Michigan	W, 68-60
1/23	--/7	at Indiana	L, 43-65
1/26		Penn State	W, 64-49
1/30		at Purdue	L, 50-51
2/2		Ohio State	W, 53-48
2/6	--/8	Wisconsin	L, 54-60
2/9		at Minnesota	L, 50-63
2/14		Michigan	L, 52-60
2/19		Northwestern	W, 53-51
2/23	--/19	at Michigan State	L, 52-66
2/27		at Penn State	L, 64-65
3/1		Illinois	L, 47-58
3/4		at Northwestern	W, 67-62

Big Ten Tournament			
3/13		vs. Michigan (n)	L, 47-55



2008-09 (15-17, 5-13 Big Ten/10th)

Pos.	#	Starters	Ppg.
F	44	Cyrus Tate (Sr.)	7.0
F	24	Aaron Fuller (Fr.)	4.0
G	5	Matt Gatens (Fr.)	10.8
G	30	Jeff Peterson (So.)	10.6
G	32	Jake Kelly (So.)	11.6
Reserves			
F	50	Jarryd Cole (So.)	3.2
G	1	Anthony Tucker (Fr.)	10.4
G	15	Devan Bawinkel (Jr.)	4.8

Date	AP Rank UI/Opp	Opponent	Result
11/15		Charleston Southern	W, 68-48
11/17		Texas-San Antonio	W, 73-67
11/20		at The Citadel	W, 70-48
11/23		Oakland	W, 66-57
11/25		Southeast MO State	W, 75-41

Las Vegas Invitational

11/28	vs. West Virginia (n)	L, 68-87
11/29	vs. Kansas State (n)	W, 65-63

12/2		at Boston College	L, 55-57
12/5		Bryant	W, 61-36
12/9		UNI	W, 65-46
12/12		Iowa State	W, 73-57
12/20		at Drake	L, 43-60
12/27		Western Illinois	W, 58-43
12/31	--/24	at Ohio State	L, 65-68
1/3		Indiana	W, 65-60
1/8	--/22	Minnesota	L, 49-52
1/11		at Michigan	L, 49-64
1/18	--/19	at Purdue	L, 53-75
1/21		Wisconsin#	W, 73-69
1/24		at Penn State	L, 59-63
1/29	--/9	Michigan State	L, 56-71
2/1	--/19	at Illinois	L, 54-62
2/4		at Indiana	L, 60-68
2/7		Northwestern	W, 56-51
2/11		at Wisconsin	L, 52-69
2/14	--/20	Purdue	L, 45-49
2/22		Michigan#	W, 70-60
2/25	--/9	at Michigan State	L, 54-62
2/28		at Northwestern	L, 49-55
3/3		Ohio State	L, 58-60
3/7		Penn State##	W, 75-67

Big Ten Tournament

3/12	vs. Michigan (n)	L, 45-73
------	------------------	----------

2009-10 (10-21, 4-14 Big Ten/9th)

Pos.	#	Starters	Ppg.
F	24	Aaron Fuller (So.)	9.7
F	25	Eric May (Fr.)	9.0
C	50	Jarryd Cole (Jr.)	8.1
G	5	Matt Gatens (So.)	12.3
G	3	Cully Payne (Fr.)	8.7
Reserves			
F	44	Brennan Coughill (Fr.)	4.0
G	34	John Lickliter (Fr.-RS)	1.9
G	15	Devan Bawinkel (Sr.)	3.1

Date	AP Rank UI/Opp	Opponent	Result
11/15		Texas-San Antonio	L, 50-62
11/17		Duquesne	L, 50-52
11/20		Bowling Green	W, 68-46

CBE Classic

11/23	--/3	vs. Texas (n)	L, 60-85
11/24		vs. Wichita State (n)	L, 57-74

11/28		NC Central	W, 73-63
12/1		Virginia Tech	L, 64-70
12/5		Prairie View A&M	W, 80-51
12/8		at UNI	L, 50-67
12/11		at Iowa State	L, 71-81
12/19		Drake	W, 71-67
12/21		South Carolina State	W, 82-69
12/29	--/4	Purdue	L, 58-67
1/2		Minnesota	L, 74-86

1/5		at Illinois	L, 42-59
1/9	--/10	Michigan State	L, 53-71
1/12		Tennessee State	W, 67-62
1/16		Penn State	W, 67-64
1/20	--/6	at Michigan State	L, 63-70
1/24		at Indiana	W, 58-43
1/27	--/20	Ohio State	L, 57-65
1/30		at Michigan	L, 46-60
2/3		Illinois	L, 49-57
2/7	--/13	at Ohio State	L, 58-68
2/10		Northwestern	W, 78-65
2/13	--/6	at Purdue	L, 40-63
2/16		Michigan#	L, 78-80
2/25		at Northwestern	L, 57-74
2/28		Indiana	W, 73-57
3/3	--/15	at Wisconsin	L, 40-67
3/7		at Minnesota	L, 53-88

Big Ten Tournament

3/11	vs. Michigan (n)	L, 52-59
------	------------------	----------

Coach Fran McCaffery

2010-11 (11-20, 4-14 Big Ten/10th)

Pos.	#	Starters	Ppg.
C	50	Jarryd Cole (Sr.)	8.0
F	1	Melsahn Basabe (Fr.)	11.0
G	4	Roy Devyn Marble (Fr.)	5.7
G	5	Matt Gatens (Jr.)	12.6
G	24	Bryce Cartwright (Jr.)	10.9
Reserves			
F	25	Eric May (So.)	7.8
F	15	Zach McCabe (Fr.)	5.8
F	20	Andrew Brommer (Jr.)	3.1

Date	AP Rank UI/Opp	Opponent	Result
11/14		South Dakota State	L, 69-79
11/16		Louisiana-Monroe	W, 68-40

Paradise Jam

11/19		vs. Xavier (n)	L, 73-86
11/20		vs. Alabama (n)	W, 55-47
11/22		vs. Long Beach State (n)	L, 72-78

11/26		SIUE	W, 111-50
11/30		at Wake Forest	L, 73-76
12/4		Idaho State	W, 70-53
12/7		UNI	W, 51-39
12/10		Iowa State	L, 72-75
12/18		at Drake	W, 59-52
12/21		Louisiana Tech	W, 77-58
12/29	--/23	Illinois	L, 77-87
1/4	--/2	Ohio State	L, 68-73
1/9	--/11	at Purdue	L, 52-75
1/12		Northwestern	L, 71-90
1/16		at Minnesota	L, 59-69
1/19	--/1	at Ohio State	L, 48-70
1/23		Indiana	W, 91-77
1/26		at Penn State	L, 51-65
1/30		at Michigan	L, 73-87
2/2		Michigan State	W, 72-52
2/5		at Indiana	W, 64-63
2/9	--/13	Wisconsin#	L, 59-62
2/13		Minnesota	L, 45-62
2/17		at Northwestern	L, 70-73
2/19		Michigan#	L, 72-75
2/26		at Illinois	L, 68-81
3/2		at Michigan State	L, 66-85
3/5	--/6	Purdue	W, 67-65

Big Ten Tournament

3/10	vs. Michigan State (n)	L, 61-66
------	------------------------	----------

2011-12 (18-17, 8-10 Big Ten/7th)

Pos.	#	Starters	Ppg.
C	30	Aaron White (Fr.)	11.1
F	15	Zach McCabe (So.)	7.8
G	4	Roy Devyn Marble (So.)	11.5
G	5	Matt Gatens (Sr.)	15.2
G	24	Bryce Cartwright (Sr.)	6.0
Reserves			
F	1	Melsahn Basabe (So.)	8.2
G	2	Josh Oglesby (So.)	6.4
F	25	Eric May (Jr.)	4.3

Date	AP Rank UI/Opp	Opponent	Result
11/11		Chicago State	W, 96-53
11/14		North Carolina A&T	W, 95-79
11/17		Northern Illinois	W, 88-55

Dale Howard Classic

11/20	vs. Creighton (n)	L, 59-82
-------	-------------------	----------

11/23		Campbell	L, 61-77
11/26		IPFW	W, 82-72
11/29		Clemson	L, 55-71
12/3		Brown	W, 75-54
12/6		at UNI	L, 60-80
12/9		at Iowa State	L, 76-86
12/17		Drake	W, 82-68
12/19		Central Arkansas	W, 105-64
12/22		Boise State	W, 81-72
12/28		Purdue	L, 76-79
12/31	--/11	at Wisconsin	W, 72-65
1/4		at Minnesota	W, 64-62
1/7	--/6	Ohio State	L, 47-76
1/10	--/6	at Michigan State	L, 61-95
1/14	--/13	Michigan	W, 75-59
1/17		at Purdue	L, 68-75
1/26		Nebraska	L, 73-79
1/29	--/16	at Indiana	L, 89-103
2/1		Minnesota	W, 63-59
2/4		Penn State	W, 77-64
2/9		at Northwestern	L, 64-83
2/16		at Penn State	L, 64-69
2/19	--/18	Indiana	W, 78-66
2/23	--/16	Wisconsin	W, 67-66
2/26		at Illinois	L, 54-65
2/29		at Nebraska	W, 62-53
3/3		Northwestern	L, 66-70

Big Ten Tournament

3/8	vs. Illinois (n)	W, 64-61
3/9	vs. Michigan State (n)	L, 75-92

National Invitation Tournament

3/13		Dayton	W, 84-75
3/18		at Oregon	L, 97-108

2012-13 (25-13, 9-9 Big Ten/6th)

Pos.	#	Starters	Ppg.
C	34	Adam Woodbury (Fr.)	4.9
F	30	Aaron White (So.)	12.8
F	1	Melsahn Basabe (Jr.)	6.8
G	25	Eric May (Sr.)	5.2
G	4	Roy Devyn Marble (Jr.)	15.0
Reserves			
G	10	Mike Gesell (Fr.)	8.7
F	15	Zach McCabe (Jr.)	5.7
G	2	Josh Oglesby (So.)	4.5
G	5	Anthony Clemmons (Fr.)	4.3

Date	AP Rank UI/Opp	Opponent	Result
11/9		UT-Pan American	W, 86-55
11/12		Central Michigan	W, 73-61
11/15		Howard	W, 63-36
11/17		Gardner-Webb	W, 65-56

Cancun Challenge

11/20		vs. Western Kentucky (n)	W, 63-55
11/21		vs. Wichita State (n)	L, 63-75

11/27		at Virginia Tech	L, 79-95
12/1		A&M-Corpus Christi	W, 88-59
12/4		South Dakota	W, 87-63



12/7		Iowa State	W, 80-71
12/15		vs. UNI (n)	W, 80-73
12/19		South Carolina State	W, 90-46
12/22		Coppin State	W, 80-50
12/31	--/5	Indiana	L, 65-69
1/6	--/2	at Michigan	L, 67-95
1/10	--/22	Michigan State	L, 59-62
1/13		at Northwestern	W, 70-50
1/19		Wisconsin	W, 70-66
1/22	--/14	at Ohio State	L, 63-72
1/27		at Purdue#	L, 62-65
1/31		Penn State	W, 76-67
2/3	--/23	at Minnesota	L, 59-62
2/6		at Wisconsin##	L, 70-74
2/9		Northwestern	W, 71-57
2/14		at Penn State	W, 74-72
2/17		Minnesota	W, 72-51
2/23		at Nebraska	L, 60-64
2/27		Purdue	W, 58-48
3/2	--/1	at Indiana	L, 60-73
3/5		Illinois	W, 63-55
3/9		Nebraska	W, 74-60

Big Ten Tournament

3/14		vs. Northwestern (n)	W, 73-59
3/15	--/8	vs. Michigan State (n)	L, 56-59

National Invitation Tournament

3/20		Indiana State	W, 68-52
3/22		Stony Brook	W, 75-63
3/27		at Virginia	W, 75-64
4/2		vs. Maryland (n)	W, 71-60
4/4		vs. Baylor (n)	L, 54-74

2013-14 (20-13, 9-9 Big Ten/6th)

Pos.	#	Starters	Ppg.
C	34	Adam Woodbury (So.)	5.7
F	30	Aaron White (Jr.)	13.0
F	1	Melsahn Basabe (Sr.)	7.2
G	10	Mike Gesell (So.)	7.8
G	4	Roy Devyn Marble (Sr.)	17.0
Reserves			
F	20	Jarrod Uthoff (So.)	7.6
G	2	Josh Oglesby (Jr.)	6.6
C	0	Gabriel Olaseni (Jr.)	6.5
F	15	Zach McCabe (Sr.)	6.1

Date	AP Rank UI/Opp	Opponent	Result
11/8		UNC Wilmington	W, 82-39
11/10		Omaha	W, 83-75
11/14		UMES	W, 109-63
11/17		Abilene Christian	W, 103-41
11/22		Penn	W, 86-55

Battle 4 Atlantis

11/28	23/--	vs. Xavier# (n)	W, 77-74
11/29	23/--	vs. UTEP (n)	W, 89-53
11/30	23/--	vs. Villanova# (n)	L, 83-88

12/3	23/--	Notre Dame	W, 98-93
12/7	23/--	vs. Drake (n)	W, 83-66
12/9	23/--	Fairleigh Dickinson	W, 92-59
12/13	23/17	at Iowa State	L, 82-85
12/22	25/--	Arkansas-Pine Bluff	W, 86-61
12/31	22/--	Nebraska	W, 67-57
1/5	22/4	at Wisconsin	L, 71-75
1/9	20/--	Northwestern	W, 93-67
1/12	20/3	at Ohio State	W, 84-74
1/19	14/--	Minnesota	W, 94-73
1/22	10/21	at Michigan	L, 67-75
1/25	10/--	at Northwestern	W, 76-50
1/28	15/7	Michigan State#	L, 69-71
2/1	15/--	at Illinois	W, 81-74
2/4	17/--	Ohio State	L, 69-76
2/8	17/10	Michigan	W, 85-67
2/15	16/--	at Penn State	W, 82-70
2/22	15/16	Wisconsin	L, 74-79
2/25	20/--	at Minnesota	L, 89-95
2/27	20/--	at Indiana	L, 86-93
3/2	20/--	Purdue	W, 83-76
3/6	24/22	at Michigan State	L, 76-86
3/8	24/--	Illinois	L, 63-66

Big Ten Tournament

3/13		vs. Northwestern (n)	L, 62-67
------	--	----------------------	----------

NCAA Tournament (Dayton, OH)

3/19		vs. Tennessee# (n)	L, 65-78
------	--	--------------------	----------

2014-15 (22-12, 12-6 Big Ten/T-3rd)

Pos.	#	Starters	Ppg.
C	34	Adam Woodbury (Jr.)	6.6
F	30	Aaron White (Sr.)	16.4
F	20	Jarrod Uthoff (Jr.)	12.4
G	3	Peter Jok (So.)	7.0
G	10	Mike Gesell (Jr.)	7.4
Reserves			
F	0	Gabriel Olaseni (Sr.)	8.1
G	5	Anthony Clemmons (Jr.)	4.8
G	2	Josh Oglesby (Sr.)	3.2

Date	AP Rank UI/Opp	Opponent	Result
11/14		Hampton	W, 90-56
11/17		North Dakota State	W, 87-56

2K Classic

11/20	--/10	vs. Texas (n)	L, 57-71
11/21	--/23	vs. Syracuse (n)	L, 63-66

11/24		Pepperdine	W, 72-61
11/26		Northern Illinois	W, 70-49
11/29		Longwood	W, 77-44
12/3	--/12	at North Carolina	W, 60-55
12/6		UMBC	W, 77-47
12/9		Alcorn State	W, 67-44
12/12	--/14	Iowa State	L, 75-90
12/20		vs. UNI (n)	L, 44-56
12/22		North Florida	W, 80-70
12/30	--/20	at Ohio State	W, 71-65
1/5		Nebraska	W, 70-59
1/8		Michigan State	L, 61-75
1/13		at Minnesota	W, 77-75
1/17		Ohio State	W, 76-67
1/20	25/6	at Wisconsin	L, 50-82
1/24		at Purdue	L, 63-67
1/31	--/5	Wisconsin	L, 50-82
2/5		at Michigan	W, 72-54
2/8	--/17	Maryland	W, 71-55
2/12		Minnesota	L, 59-64
2/15		at Northwestern#	L, 61-66
2/19		Rutgers	W, 81-47
2/22		at Nebraska	W, 74-46
2/25		Illinois	W, 68-60
2/28		at Penn State#	W, 81-77
3/3		at Indiana	W, 77-63
3/7		Northwestern	W, 69-52

Big Ten Tournament

3/12		vs. Penn State (n)	L, 58-67
------	--	--------------------	----------

NCAA Tournament (Seattle, WA)

3/20		vs. Davidson (n)	W, 83-52
3/22	--/7	vs. #7 Gonzaga (n)	L, 68-87

2015-16 (22-11, 12-6 Big Ten/T-3rd)

Pos.	#	Starters	Ppg.
C	34	Adam Woodbury (Sr.)	7.6
F	20	Jarrod Uthoff (Sr.)	18.9
G	3	Peter Jok (Jr.)	16.1
G	10	Mike Gesell (Sr.)	8.1
G	5	Anthony Clemmons (Sr.)	8.9
Reserves			
F	25	Dom Uhl (So.)	6.0
F	51	Nicholas Baer (RS-Fr.)	4.8
C	0	Ahmad Wagner (Fr.)	2.6

Date	AP Rank UI/Opp	Opponent	Result
11/13		Gardner-Webb	W, 76-59
11/15		Coppin State	W, 103-68
11/19		at Marquette	W, 89-61

Advocare Invitational

11/26		vs. Dayton (n)	L, 77-82
11/27	--/17	vs. Notre Dame (n)	L, 62-68
11/29	--/20	vs. Wichita State (n)	W, 84-61

12/2		Florida State#	W, 78-75
12/5		UMKC	W, 96-75
12/7		Western Illinois	W, 90-56
12/10	--/4	at Iowa State	L, 82-83
12/19		vs. Drake (n)	W, 70-64
12/22		Tennessee Tech	W, 85-63

12/29	--/1	Michigan State	W, 83-70
1/2	--/14	at Purdue	W, 70-63
1/5	19/--	Nebraska	W, 77-66
1/14	16/4	at Michigan State	W, 76-59
1/17	16/--	Michigan	W, 82-71
1/21	9/--	at Rutgers	W, 90-76
1/24	9/22	Purdue	W, 83-71
1/28	3/8	at Maryland	L, 68-74
1/31	3/--	Northwestern	W, 85-71
2/3	5/--	Penn State	W, 73-49
2/7	5/--	at Illinois	W, 77-65
2/11	4/--	at Indiana	L, 78-85
2/14	4/--	Minnesota	W, 75-71
2/17	4/--	at Penn State	L, 75-79
2/24	8/--	Wisconsin	L, 59-67
2/28	8/--	at Ohio State	L, 64-68
3/1	16/12	Indiana	L, 78-81
3/5	16/--	at Michigan	W, 71-61

Big Ten Tournament

3/10	20/--	vs. Illinois (n)	L, 66-68
------	-------	------------------	----------

NCAA Tournament

3/18	20/--	vs. Temple# (n)	W, 72-70
3/20	20/3	vs. Villanova (n)	L, 68-87

2016-17 (19-15, 10-8 Big Ten/T-5th)

Pos.	#	Starters	Ppg.
C	0	Ahmad Wagner (So.)	4.8
F	5	Tyler Cook (Fr.)	12.3
G	4	Isaiah Moss (RS-Fr.)	6.5
G	14	Peter Jok (Sr.)	19.9
G	3	Jordan Bohannon (Fr.)	10.9

Reserves

F	34	Cordell Pemsil (Fr.)	8.9
F	51	Nicholas Baer (RS-So.)	7.5
G	24	Brady Ellingson (So.)	4.4

Date	AP Rank UI/Opp	Opponent	Result
11/11		Kennesaw State	W, 91-74
11/13		Savannah State	W, 116-84
11/17		Seton Hall	L, 83-91
11/20		UTRGV	W, 95-67

Emerald Coast Classic

11/25	--/7	vs. Virginia (n)	L, 41-74
11/26		vs. Memphis (n)	L, 92-100

11/29		at Notre Dame	L, 78-92
12/3		Omaha	L, 89-98
12/5		Stetson	W, 95-68
12/8	--/25	Iowa State	W, 78-64
12/17		vs. UNI (n)	W, 69-46
12/20		North Dakota	W, 84-73
12/22		Delaware State	W, 89-57
12/28	--/15	at Purdue	L, 67-89
1/1		Michigan#	W, 86-83
1/5		at Nebraska##	L, 90-93
1/8		Rutgers	W, 68-62
1/12	--/17	Purdue	W, 83-78
1/15		at Northwestern	L, 54-89
1/19	--/25	Maryland	L, 76-84
1/25		at Illinois	L, 64-76
1/28		Ohio State	W, 85-72
1/31		at Rutgers	W, 83-63
2/5		Nebraska	W, 81-70
2/8		at Minnesota##	L, 89-101
2/11		at Michigan State	L, 66-77
2/18		Illinois	L, 66-70
2/21		Indiana#	W, 96-90
2/25	--/24	at Maryland	W, 83-69
3/2	--/22	at Wisconsin	W, 59-57
3/5		Penn State	W, 90-79

Big Ten Tournament

3/9		vs. Indiana (n)	L, 73-95
-----	--	-----------------	----------

National Invitation Tournament

3/15		South Dakota	W, 87-75
3/19		TCU#	W, 92-94

YEAR-BY-YEAR SCORES

IOWA BASKETBALL



2023 MEDIA GUIDE

2017-18 (14-19, 4-14 Big Ten/T-11th)

Pos.	#	Starters	Ppg.
C	5	Tyler Cook (So.)	15.3
F	55	Luka Garza (Fr.)	12.1
F	2	Jack Nunge (Fr.)	5.7
G	4	Isaiah Moss (RS-So.)	11.1
G	3	Jordan Bohannon (So.)	13.5
Reserves			
F	34	Cordell Pemsil (So.)	5.7
F	51	Nicholas Baer (RS-Jr.)	5.3
G	1	Maishe Dailey (So.)	4.9

Date	AP Rank UI/Opp	Opponent	Result
11/10		Chicago State	W, 95-62
11/12		Alabama State	W, 92-58
11/16		Grambling State	W, 85-74

Cayman Islands Classic

11/20		vs. Louisiana (n)	L, 71-80
11/21		vs. South Dakota State (n)	L, 72-80
11/22		vs. UAB (n)	W, 95-85
11/28		at Virginia Tech	L, 55-79
12/2		Penn State	L, 73-77
12/4		at Indiana	L, 64-77
12/7		at Iowa State	L, 78-84
12/10		Southern	W, 91-60
12/16		vs. Drake	W, 90-64
12/19		Southern Utah	W, 82-64
12/22		vs. Colorado	W, 80-73
12/29		Northern Illinois	W, 98-75
1/2		Michigan	L, 68-75
1/4		Ohio State	L, 81-92
1/7		at Maryland	L, 73-91
1/11		at Illinois#	W, 104-97
1/17		at Rutgers	L, 64-80
1/20	--/3	Purdue	L, 64-87
1/23		Wisconsin	W, 85-67
1/27		at Nebraska	L, 84-98
1/30		Minnesota	W, 94-80
2/3		at Penn State	L, 58-82
2/6	--/4	Michigan State	L, 93-96
2/10	--/14	at Ohio State	L, 64-82
2/14	--/22	at Michigan	L, 59-74
2/17		Indiana	L, 82-84
2/21		at Minnesota	L, 82-86
2/25		Northwestern	W, 77-70

Big Ten Tournament

2/28		vs. Illinois (n)	W, 96-87
3/1	--/15	vs. Michigan# (n)	L, 71-77

2018-19 (23-12, 10-10 Big Ten/6th)

Pos.	#	Starters	Ppg.
F	25	Tyler Cook (Jr.)	14.5
C	55	Luka Garza (So.)	13.1
G	3	Jordan Bohannon (Jr.)	11.6
G	10	Joe Wieskamp (Fr.)	11.6
G	4	Isaiah Moss (RS-Jr.)	9.2
Reserves			
F	51	Nicholas Baer (RS-Sr.)	6.7
F	15	Ryan Kriener (Jr.)	5.7
G	30	Connor McCaffery (RS-Fr.)	4.4

Date	AP Rank UI/Opp	Opponent	Result
11/8		UMKC	W, 77-63
11/11		Green Bay	W, 93-82

2K Empire Classic

11/15	--/13	vs. Oregon (n)	W, 77-69
11/16		vs. Connecticut (n)	W, 91-72
11/21	20/--	Alabama State	W, 105-78
11/27	14/--	Pittsburgh	W, 69-68
11/30	14/22	Wisconsin	L, 66-72
12/3	18/10	at Michigan State	L, 68-90
12/6	18/--	Iowa State	W, 98-84
12/15	22/--	vs. UNI (n)	W, 77-54
12/18	23/--	Western Carolina	W, 78-60
12/22	23/--	Savannah State	W, 110-64
12/29	24/--	Bryant	W, 72-67
1/3	25/--	at Purdue	L, 70-86
1/6	25/24	Nebraska	W, 93-84
1/9		at Northwestern	W, 73-63
1/12	--/16	Ohio State	W, 72-62
1/16	23/--	at Penn State	W, 89-82
1/20	23/--	Illinois	W, 95-71
1/24	19/6	Michigan State	L, 67-82
1/27	19/--	at Minnesota	L, 87-92
2/1	--/5	Michigan	W, 74-59
2/7	20/--	at Indiana	W, 77-72
2/10	20/--	Northwestern	W, 80-79
2/16	21/--	at Rutgers	W, 71-69
2/19	21/24	Maryland	L, 65-66
2/22	21/--	Indiana#	W, 76-70
2/26	22/--	at Ohio State	L, 70-90
3/2	22/--	Rutgers	L, 72-86
3/7	--/21	at Wisconsin	L, 45-65
3/10		at Nebraska#	L, 91-93

Big Ten Tournament

3/14		vs. Illinois (n)	W, 83-62
3/15	--/10	vs. Michigan (n)	L, 53-74

NCAA Tournament

3/22	--/22	vs. Cincinnati (n)	W, 79-72
3/24	--/6	vs. Tennessee# (n)	L, 77-83

2019-20 (20-11, 11-9 Big Ten/T-5th)

Pos.	#	Starters	Ppg.
C	55	Luka Garza (Jr.)	23.9
F	10	Joe Wieskamp (So.)	14.0
G	30	Connor McCaffery (RS-So.)	6.2
G	5	CJ Fredrick (RS-Fr.)	10.2
G	1	Joe Toussaint (Fr.)	6.5
Reserves			
F/C	15	Ryan Kriener (Sr.)	7.7
G	4	Bakari Evelyn (Sr.)	3.7
F	35	Cordell Pemsil (RS-Jr.)	2.8

Date	AP Rank UI/Opp	Opponent	Result
11/8		SIUE	W, 87-60
11/11		DePaul	L, 78-93
11/15		Oral Roberts	W, 87-74
11/21		North Florida	W, 83-68
11/24		Cal Poly	W, 85-59

Las Vegas Invitational

11/28	--/12	vs. Texas Tech (n)	W, 72-61
11/29		vs. San Diego State (n)	L, 73-83

12/3		at Syracuse	W, 68-54
12/6	--/4	at Michigan	L, 91-103
12/9		Minnesota	W, 72-52
12/12		at Iowa State	W, 84-68

Chicago Legends

12/21		vs. Cincinnati (n)	W, 77-70
12/29	25/--	Kennesaw State	W, 93-51
1/4	23/21	vs. Penn State (n)	L, 86-89
1/7		at Nebraska	L, 70-76
1/10	--/12	Maryland	W, 67-49
1/14		at Northwestern	W, 75-62
1/17	--/19	Michigan	W, 90-83
1/22	19/24	Rutgers	W, 85-80
1/27	19/--	Wisconsin	W, 68-62
1/30	18/15	at Maryland	L, 72-82
2/2	18/19	Illinois	W, 72-65
2/5	17/--	at Purdue	L, 68-104
2/8	--/17	Nebraska	W, 96-72
2/13	21/--	at Indiana	L, 77-89
2/16	21/--	at Minnesota	W, 58-55
2/20	20/25	Ohio State	W, 85-76
2/24	18/24	at Michigan State	L, 70-78
2/29	18/16	Penn State	W, 77-68
3/3	18/--	Purdue	L, 68-77
3/8	18/23	at Illinois	L, 76-78

Big Ten Tournament

Canceled due to COVID-19 global pandemic

NCAA Tournament

Canceled due to COVID-19 global pandemic

FIRST BASKETBALL GAME PLAYED IN IOWA CITY

Iowa City was the site of the first college basketball game played with five players on a side. The historic event took place in Close Hall on the University of Iowa campus on January 18, 1896.

In that first game, the University of Chicago defeated Iowa 15-12, with neither team using any substitutes.

The game was arranged by Iowa professor H.F. Kallenberg, who had earlier attended Springfield College, and wrote James Naismith for a copy of the rules of the game, and Amos Alonzo Stagg, a friend of Kallenberg who had become the athletic director at Chicago.



2020-21 (22-9, 14-6 Big Ten/3rd)

Pos.	#	Starters	Ppg.
C	55	Luka Garza (Sr.)	24.1
G/F	10	Joe Wieskamp (Jr.)	14.8
G	3	Jordan Bohannon (RS-Sr.)	10.6
G	5	CJ Fredrick (RS-So.)	7.5
G	30	Connor McCaffery (RS-Jr.)	3.3
Reserves			
F	15	Keegan Murray (Fr.)	7.2
F	2	Jack Nunge (RS-So.)	7.1
F	22	Patrick McCaffery (RS-Fr.)	5.2

Date	AP Rank UI/Opp	Opponent	Result
11/25	6/--	N.C. Central	W, 97-67
11/27	6/--	Southern University	W, 103-76
12/3	3/--	Western Illinois	W, 99-58
12/8	3/16	North Carolina	W, 93-80
12/11	3/--	Iowa State	W, 105-77
12/13	3/--	Northern Illinois	W, 106-53
12/19	3/1	Gonzaga (n)	L, 88-99
12/22	4/--	Purdue	W, 70-55
12/25	4/--	at Minnesota#	L, 95-102
12/29	10/19	Northwestern	W, 87-72
1/2	10/14	at Rutgers	W, 77-75
1/7	5/--	at Maryland	W, 89-67
1/10	5/16	Minnesota	W, 86-71
1/17	5/--	at Northwestern	W, 96-73
1/21	4/--	Indiana	L, 69-81
1/29	7/19	at Illinois	L, 75-80
2/2	8/--	Michigan State	W, 84-78
2/4	8/7	Ohio State	L, 85-89
2/7	8/--	at Indiana	L, 65-67
2/10	15/25	Rutgers	W, 79-66
2/13	15/--	at Michigan State	W, 88-58
2/18	11/21	at Wisconsin	W, 77-62
2/21	11/--	Penn State	W, 74-68
2/25	9/3	at Michigan	L, 57-79
2/28	9/4	at Ohio State	W, 73-57
3/4	5/--	Nebraska	W, 102-64
3/7	5/25	Wisconsin	W, 77-73

Big Ten Tournament

3/12	5/--	vs. Wisconsin (n)	W, 62-57
3/13	5/3	vs. Illinois (n)	L, 71-82

NCAA Tournament

3/20	5/--	vs. Grand Canyon (n)	W, 86-74
3/22	5/--	vs. Oregon (n)	L, 80-95

2021-22 (26-10, 12-8 Big Ten/T-4th)

Pos.	#	Starters	Ppg.
F	15	Keegan Murray (So.)	23.5
G	3	Jordan Bohannon (6th Year)	11.0
F	22	Patrick McCaffery (RS-So.)	10.5
G	11	Tony Perkins (So.)	7.4
C	0	Filip Rebraca (Sr.)	5.8
Reserves			
F	24	Kris Murray (So.)	9.7
G	20	Payton Sandfort (Fr.)	5.0
G	2	Joe Toussaint (Jr.)	4.3

Date	AP Rank UI/Opp	Opponent	Result
11/9	--/--	Longwood	W, 106-73
11/12	--/--	Kansas City	W, 89-57
11/16	--/--	N.C. Central	W, 86-69
11/18	--/--	Alabama State	W, 108-82
11/22	--/--	Western Michigan	W, 109-61
11/26	--/--	Portland State	W, 85-51
11/29	--/--	at Virginia	W, 75-74
12/3	--/2	at Purdue	L, 70-77
12/6	--/--	Illinois	L, 83-87
12/9	--/17	at Iowa State	L, 53-73
12/18	--/--	Utah State (n)	W, 94-75
12/21	--/--	Southeastern Louisiana	W, 93-62
12/29	--/--	Western Illinois	W, 92-71
1/3	--/--	Maryland	W, 80-75
1/6	--/23	at Wisconsin	L, 78-87
1/13	--/--	Indiana	W, 83-74
1/16	--/--	at Minnesota	W, 81-71
1/19	--/--	at Rutgers	L, 46-48
1/22	--/--	Penn State	W, 68-51
1/27	--/6	Purdue	L, 73-83

1/31	--/--	at Penn State##	L, 86-90
2/6	--/--	Minnesota	W, 71-59
2/10	--/--	at Maryland	W, 110-87
2/13	--/--	Nebraska	W, 98-75
2/17	--/--	Michigan	L, 79-84
2/19	--/18	at Ohio State	W, 75-62
2/22	25/--	Michigan State	W, 86-60
2/25	25/--	at Nebraska	W, 88-78
2/28	24/--	Northwestern	W, 82-61
3/3	24/--	at Michigan	W, 82-71
3/6	24/20	at Illinois	L, 72-74

Big Ten Tournament

3/10	24/--	vs. Northwestern (n)	W, 112-76
3/11	24/--	vs. Rutgers (n)	W, 84-74
3/12	24/--	vs. Indiana (n)	W, 80-77
3/13	24/9	vs. Purdue (n)	W, 75-66

NCAA Tournament

3/17	16/--	vs. Richmond (n)	L, 63-67
------	-------	------------------	----------

* -- Home Game
-- Overtime(s)
+ -- Awarded Forfeit

AP Rankings Information

1949-1960	AP ranked Top 20 teams
1961-1968	AP ranked Top 10 teams
1969-1989	AP ranked Top 20 teams
1990-present	AP ranked Top 25 teams



Iowa won four games in four days to capture the 2022 Big Ten Tournament Championship.



Iowa vs. Associated Press Ranked Teams

No.	W	L	Total	Pct.	No.	W	L	Total	Pct.	No.	W	L	Total	Pct.
1	3	22	25	.120	10	4	17	21	.190	19	10	11	21	.476
2	6	10	16	.375	11	5	16	21	.238	20	6	11	17	.353
3	6	18	24	.250	12	11	6	17	.647	21	3	7	10	.300
4	10	14	24	.417	13	11	11	22	.500	22	6	6	12	.500
5	9	14	23	.391	14	8	6	14	.571	23	1	10	11	.091
6	11	21	32	.344	15	6	12	18	.369	24	9	5	14	.643
7	12	12	24	.500	16	13	8	21	.619	25	7	4	11	.636
8	7	9	16	.438	17	15	10	25	.600	190 275 465 .409				
9	6	7	13	.462	18	5	8	13	.385					

1948-49 (0-2)

Date	AP Rank UI/Opp	Opponent	Result
2/12	--/7	at Minnesota	L, 49-54
2/21	--/4	at Illinois	L, 49-80

1949-50 (2-1)

Date	AP Rank UI/Opp	Opponent	Result
1/14	--/4	Indiana	W, 65-54
1/23	--/13	at Ohio State	L, 54-68
2/25	--/17	at Indiana	W, 59-53

1950-51 (2-3)

Date	AP Rank UI/Opp	Opponent	Result
12/18	--/14	Notre Dame	W, 63-60
12/23	--/9	UCLA	W, 80-63
1/20	--/14	at Illinois	L, 53-69
2/12	--/6	Indiana	L, 54-63
2/26	--/7	at Indiana	L, 53-63

1951-52 (3-2)

Date	AP Rank UI/Opp	Opponent	Result
1/5	12/20	at Michigan State	W, 61-60
1/12	10/4	Indiana	W, 78-59
1/21	4/20	at Indiana	L, 69-82
2/9	9/3	Illinois	W, 73-68
2/23	4/5	at Illinois	L, 62-78

1952-53 (1-3)

Date	AP Rank UI/Opp	Opponent	Result
12/22	--/15	Indiana	L, 72-91
2/14	--/5	at Illinois	L, 63-80
2/21	--/5	Illinois	W, 67-62
3/9	--/1	at Indiana	L, 61-68

1953-54 (4-1)

Date	AP Rank UI/Opp	Opponent	Result
12/30	--/14	at UCLA	W, 65-50
1/16	--/10	Minnesota	L, 55-59
1/18	--/20	at Illinois	W, 79-70
2/13	--/12	at Minnesota#	W, 86-82
2/22	20/3	at Indiana	W, 82-64

1954-55 (4-2)

Date	AP Rank UI/Opp	Opponent	Result
1/8	14/13	Minnesota	L, 80-81
1/17	19/7	Illinois	W, 92-80
2/21	16/13	at Illinois	W, 89-70
2/28	12/6	at Minnesota	W, 72-70
3/12	12/4	vs. Marquette	W, 86-81
3/18	12/3	vs. LaSalle	L, 73-76

1955-56 (4-2)

Date	AP Rank UI/Opp	Opponent	Result
1/7	--/20	Michigan State	L, 64-65
1/9	--/7	at Ohio State	W, 88-73
3/3	10/2	Illinois	W, 96-72
3/17	5/9	Kentucky	W, 89-77
3/22	5/13	vs. Temple	W, 83-76
3/23	5/1	vs. San Francisco	L, 71-83

1956-57 (4-2)

Date	AP Rank UI/Opp	Opponent	Result
12/22	--/14	Kansas State	W, 85-83
12/29	--/4	vs. West Virginia (n)	W, 79-76
1/7	--/5	at Illinois	L, 70-81
1/12	--/19	Minnesota	W, 89-66
2/9	--/17	Purdue	W, 74-67
2/18	--/11	at Indiana	L, 76-90

1957-58 (2-3)

Date	AP Rank UI/Opp	Opponent	Result
12/14	--/5	at Kansas State	L, 69-86
12/21	--/17	Oregon State#	W, 77-67
1/6	--/17	at Illinois	W, 70-68
2/10	--/19	at Michigan State	L, 84-90
3/1	--/15	Michigan State	L, 65-83

1958-59 (2-4)

Date	AP Rank UI/Opp	Opponent	Result
12/19	--/15	at California	L, 52-71
1/3	--/6	at Northwestern	L, 77-80
1/5	--/5	Michigan State	W, 80-68
1/17	--/19	at Indiana	W, 88-78
1/24	--/18	Northwestern	L, 96-99
3/7	--/6	at Michigan State	L, 74-84

1959-60 (1-2)

Date	AP Rank UI/Opp	Opponent	Result
12/28	14/12	at NYU	W, 80-75
12/30	14/1	vs. Cincinnati (n)	L, 83-96
2/13	--/4	at Ohio State	L, 47-75

1960-61 (1-1)

Date	AP Rank UI/Opp	Opponent	Result
12/30	--/16	at UCLA	W, 71-65
2/18	9/1	Ohio State	L, 61-62

1961-62 (0-2)

Date	AP Rank UI/Opp	Opponent	Result
2/5	--/1	at Ohio State	L, 63-89
2/26	--/1	Ohio State	L, 62-72

1962-63 (1-5)

Date	AP Rank UI/Opp	Opponent	Result
12/21	--/9	at Kentucky	L, 69-94
1/5	--/3	Illinois	L, 76-85
1/19	--/8	Ohio State	W, 81-74
2/2	--/2	at Loyola (IL)	L, 68-86
2/23	--/5	at Ohio State	L, 70-83
3/9	--/8	at Illinois	L, 69-73

1963-64 (0-2)

Date	AP Rank UI/Opp	Opponent	Result
2/1	--/10	at Loyola (IL)	L, 71-85
3/7	--/2	Michigan	L, 61-69

1964-65 (2-3)

Date	AP Rank UI/Opp	Opponent	Result
1/11	--/5	Indiana	L, 76-85
1/18	--/5	at Indiana	W, 74-68
1/29	--/1	at UCLA	W, 87-82
2/8	--/1	at Michigan	L, 66-81
3/2	--/6	Minnesota	L, 70-78

1965-66 (1-0)

Date	AP Rank UI/Opp	Opponent	Result
2/21	--/10	Michigan	W, 91-82

1966-67 (1-0)

Date	AP Rank UI/Opp	Opponent	Result
12/30	--/7	at Cincinnati	W, 78-69

1967-68 (1-0)

Date	AP Rank UI/Opp	Opponent	Result
12/28	--/4	vs. Tennessee (n) #	W, 64-59

1968-69 (2-4)

Date	AP Rank UI/Opp	Opponent	Result
2/1	--/4	at Davidson	W, 76-61
2/4	--/9	at Purdue	L, 87-99
2/8	--/10	at Illinois	L, 69-98
2/22	--/10	at Ohio State	L, 81-88
2/25	--/15	Illinois	W, 74-53
3/1	--/9	Purdue	L, 85-97

1969-70 (3-1)

Date	AP Rank UI/Opp	Opponent	Result
12/11	--/7	Duquesne	W, 98-87
1/3	--/17	Purdue	W, 94-88
3/12	8/6	vs. Jacksonville	L, 103-104
3/14	8/15	vs. Notre Dame	W, 121-106

1970-71 (3-1)

Date	AP Rank UI/Opp	Opponent	Result
12/12	--/7	at Drake	L, 70-72
2/2	--/15	Illinois	W, 92-84
2/23	--/18	at Ohio State	L, 71-80
3/6	--/18	at Indiana	L, 88-104

**1971-72 (2-4)**

Date	AP Rank UI/Opp	Opponent	Result
12/4	--/1	at UCLA	L, 72-106
1/22	--/5	at South Carolina	W, 91-85
1/29	--/16	Minnesota	L, 50-61
2/1	--/9	at Ohio State	L, 77-82
2/5	--/19	at Minnesota	L, 52-53
2/8	--/7	Ohio State	W, 80-67

1972-73 (3-4)

Date	AP Rank UI/Opp	Opponent	Result
12/4	--/8	at Kentucky	W, 79-66
12/13	--/20	Kansas State	L, 62-68
12/23	--/3	Marquette	L, 61-69
1/6	--/6	Minnesota#	W, 65-62
2/24	--/17	at Purdue	L, 66-74
3/3	--/12	Indiana	L, 64-80
3/5	--/3	at Minnesota	W, 79-77

1973-74 (0-5)

Date	AP Rank UI/Opp	Opponent	Result
12/8	--/7	at Marquette	L, 70-86
12/11	--/15	at Kansas State	L, 67-105
1/17	--/1	at UCLA	L, 44-66
1/19	--/12	Indiana	L, 51-55
1/26	--/15	Michigan#	L, 84-86

1974-75 (1-4)

Date	AP Rank UI/Opp	Opponent	Result
12/7	--/7	at Kansas	L, 54-89
1/11	--/1	at Indiana	L, 49-102
1/18	--/19	Michigan	L, 70-75
1/25	--/17	Minnesota	W, 53-44
2/8	--/1	Indiana	L, 56-79

1975-76 (1-4)

Date	AP Rank UI/Opp	Opponent	Result
1/10	--/17	at Minnesota	W, 71-68
1/26	--/1	Indiana	L, 73-88
1/31	--/15	at Michigan	L, 95-104
2/23	--/1	at Indiana	L, 81-101
2/28	--/13	Michigan	L, 74-88

1976-77 (2-2)

Date	AP Rank UI/Opp	Opponent	Result
1/8	--/13	at Minnesota+	W, 68-78
1/17	--/5	Michigan	L, 75-99
2/12	--/8	Minnesota+	W, 58-61
2/17	--/5	at Michigan	L, 80-91

1977-78 (0-4)

Date	AP Rank UI/Opp	Opponent	Result
12/21	--/9	at UNLV	L, 84-85
1/5	--/11	at Indiana	L, 51-69
1/21	--/10	at Michigan State	L, 58-68
2/9	--/10	Michigan State	L, 70-71

1978-79 (4-2)

Date	AP Rank UI/Opp	Opponent	Result
1/6	--/13	at Michigan	W, 85-79
1/20	--/6	at Michigan State#	L, 72-83
1/25	--/8	Illinois	W, 58-52
2/8	15/10	Michigan State	L, 57-60
2/15	14/13	Purdue	W, 75-72
2/24	12/14	at Ohio State	W, 83-68

1979-80 (5-6)

Date	AP Rank UI/Opp	Opponent	Result
1/3	10/20	at Illinois	W, 72-71
1/10	12/3	Ohio State	L, 71-77
1/17	13/19	at Indiana	L, 69-81
1/31	--/17	at Purdue	L, 56-70
2/9	--/12	Purdue	W, 74-59
2/23	--/11	at Ohio State	L, 69-70
3/8	--/19	vs. NC State	W, 77-64
3/14	--/3	vs. Syracuse	W, 88-77
3/16	--/20	vs. Georgetown	W, 81-80
3/22	--/4	vs. Louisville	L, 72-80
3/24	--/18	vs. Purdue	L, 58-75

1980-81 (3-0)

Date	AP Rank UI/Opp	Opponent	Result
1/17	14/9	at Michigan	W, 75-58
2/7	15/18	Illinois	W, 72-66
2/19	12/16	Indiana	W, 78-65

1981-82 (0-3)

Date	AP Rank UI/Opp	Opponent	Result
1/14	5/11	at Minnesota	L, 56-61
2/27	11/13	Minnesota###	L, 55-57
3/14	11/6	vs. Idaho#	L, 67-69

1982-83 (6-3)

Date	AP Rank UI/Opp	Opponent	Result
12/8	7/16	Marquette	W, 87-66
12/18	7/4	at UCLA	L, 66-75
1/20	10/16	at Minnesota	W, 68-52
1/29	14/2	Indiana	W, 63-48
2/10	20/18	Purdue	W, 55-46
2/16	16/2	at Indiana	W, 58-57
2/19	16/20	at Ohio State	L, 69-85
3/19	--/12	vs. Missouri	W, 77-63
3/25	--/13	vs. Villanova	L, 54-55

1983-84 (2-6)

Date	AP Rank UI/Opp	Opponent	Result
12/3	5/10	Oregon State	W, 56-45
12/10	5/18	at Oregon State	L, 48-53
12/30	--/17	vs. Memphis (n)	W, 73-66
2/2	--/8	Illinois##	L, 52-54
2/4	--/16	Purdue	L, 46-48
2/9	--/11	at Purdue	L, 58-79
2/12	--/8	at Illinois	L, 53-73
2/16	--/17	Indiana	L, 45-49

1984-85 (2-1)

Date	AP Rank UI/Opp	Opponent	Result
1/5	--/6	Illinois	W, 64-60
1/17	--/19	at Michigan State	W, 79-65
2/14	11/3	Michigan	L, 52-56

1985-86 (3-4)

Date	AP Rank UI/Opp	Opponent	Result
1/4	--/14	at Illinois	W, 60-59
1/18	--/2	Michigan	L, 57-61
1/30	--/15	Indiana	W, 79-69
2/15	--/10	at Michigan	L, 66-82
3/2	--/16	at Indiana	L, 73-80
3/6	--/19	Illinois	W, 57-53
3/14	--/20	vs. NC State	L, 64-66

1986-87 (6-3)

Date	AP Rank UI/Opp	Opponent	Result
Great Alaska Shootout			
11/29	10/17	vs. NC State (n) #	W, 90-89
1/14	2/8	at Illinois#	W, 91-88
1/19	2/6	at Purdue	W, 70-67
1/22	1/3	Indiana	W, 101-88
2/12	4/7	Purdue	L, 73-80
2/14	4/11	Illinois	W, 66-61
2/21	7/2	at Indiana	L, 75-84
3/20	6/17	vs. Oklahoma	W, 93-91
3/22	6/1	vs. UNLV	L, 81-84

1987-88 (5-6)

Date	AP Rank UI/Opp	Opponent	Result
11/28	11/7	vs. Kansas (n)	W, 100-81
12/12	3/4	Arizona	L, 59-66
12/19	7/20	at Iowa State#	L, 100-102
1/6	16/12	Indiana	W, 84-70
1/9	16/10	at Purdue	L, 79-80
1/21	19/13	Illinois	W, 93-79
2/3	13/11	at Michigan	L, 103-120
2/15	13/2	Purdue	L, 66-73
2/27	13/7	Michigan	W, 95-87
3/20	15/7	vs. UNLV	W, 104-86
3/25	15/3	vs. Arizona	L, 79-99

1988-89 (4-6)

Date	AP Rank UI/Opp	Opponent	Result
1/7	9/6	at North Carolina	W, 98-97
1/19	7/16	at Ohio State	L, 91-102
1/30	9/17	at Indiana	L, 89-104
2/5	9/2	Illinois	W, 86-82
2/9	8/10	Michigan##	L, 107-108
2/13	15/16	Ohio State	W, 83-75
3/4	11/10	at Michigan	L, 96-119
3/8	15/4	at Illinois	L, 94-118
3/11	15/6	Indiana	W, 87-70
3/19	15/17	vs. N.C. State##	L, 96-102

1989-90 (4-7)

Date	AP Rank UI/Opp	Opponent	Result
12/9	--/17	North Carolina	W, 87-74
12/23	16/13	at UNLV	L, 80-97
1/18	--/14	Indiana	L, 79-83
1/20	--/6	Michigan#	W, 78-76
1/25	--/21	at Minnesota	L, 72-84
1/27	--/13	at Purdue	L, 59-80
1/29	--/11	Illinois	W, 69-67
2/12	--/21	Michigan State	L, 70-80
2/24	--/18	Minnesota	L, 80-102
2/28	--/9	Purdue	W, 64-63
3/4	--/18	at Illinois	L, 85-118

1990-91 (6-3)

Date	AP Rank UI/Opp	Opponent	Result
11/15	--/19	Temple	W, 73-71
12/22	--/5	UCLA	W, 88-71
1/3	22/6	at Ohio State	L, 59-63
1/5	22/25	Michigan State	W, 79-66
1/19	24/3	Indiana	L, 79-99
2/7	--/25	at Michigan State	W, 71-67
2/21	--/4	at Indiana#	W, 80-79
3/10	--/2	Ohio State	W, 80-69
3/16	--/6	vs. Duke	L, 70-85



1991-92 (3-5)

Date	AP Rank UI/Opp	Opponent	Result
1/9	--/11	Michigan#	L, 77-80
1/19	--/4	at Ohio State	L, 81-85
2/6	--/11	Michigan State	W, 77-63
2/9	--/6	at Indiana	L, 66-81
2/12	--/17	at Michigan	W, 80-68
2/18	--/6	Ohio State	W, 92-86
3/15	--/16	at Michigan State	L, 53-64
3/21	--/1	vs. Duke	L, 62-75

1992-93 (2-6)

Date	AP Rank UI/Opp	Opponent	Result
1/6	8/5	at Indiana	L, 67-75
1/13	13/19	Minnesota	W, 84-77
1/16	13/3	at Duke	L, 56-65
1/31	11/5	Michigan	W, 88-80
2/6	9/1	Indiana	L, 66-73
3/2	15/4	at Michigan	L, 73-82
3/6	15/24	at Purdue	L, 58-69
3/21	17/12	vs. Wake Forest	L, 78-84

1993-94 (1-7)

Date	AP Rank UI/Opp	Opponent	Result
12/22	--/3	Duke	L, 76-79
1/8	--/13	Michigan	L, 70-71
1/11	--/11	Indiana	L, 75-89
2/2	--/22	Minnesota	W, 92-88
2/6	--/8	Purdue	L, 78-87
2/12	--/12	at Indiana	L, 91-93
2/16	--/7	at Michigan	L, 76-89
3/5	--/18	at Minnesota###	L, 96-107

1994-95 (4-3)

Date	AP Rank UI/Opp	Opponent	Result
12/3	--/14	Ohio University	W, 91-75
12/27	--/7	vs. Duke (n)	W, 81-71
12/30	--/3	vs. Arkansas (n)	L, 92-101
1/7	22/14	at Michigan State	L, 68-69
2/15	--/24	at Minnesota	W, 74-70
3/1	--/17	at Purdue	L, 85-92
3/8	--/9	Michigan State	W, 79-78

1995-96 (3-2)

Date	AP Rank UI/Opp	Opponent	Result
11/24	10/6	vs. Connecticut (n) #	W, 101-95
1/28	22/16	Michigan	W, 70-61
2/3	16/10	Penn State#	L, 87-95
3/9	19/4	Purdue	W, 56-52
3/17	19/11	vs. Arizona	L, 73-87

1996-97 (2-5)

Date	AP Rank UI/Opp	Opponent	Result
12/14	--/6	Iowa State	L, 74-81
1/19	--/18	at Michigan	L, 71-79
1/23	--/8	at Minnesota	L, 51-66
2/4	25/24	Indiana	W, 75-67
2/15	--/3	Minnesota	L, 66-68
2/20	--/18	Michigan	W, 80-75
3/15	--/6	vs. Kentucky	L, 69-75

1997-98 (1-3)

Date	AP Rank UI/Opp	Opponent	Result
2/1	16/19	Michigan	L, 66-80
2/7	24/16	at Michigan State	L, 64-75
2/18	--/5	Purdue	W, 88-69
2/22	--/23	at Illinois	L, 72-79

1998-99 (6-9)

Date	AP Rank UI/Opp	Opponent	Result
12/8	--/10	at Kansas	W, 85-81
12/31	21/8	Indiana	W, 67-52
1/7	17/11	Illinois	W, 84-62
1/12	12/21	at Ohio State	W, 71-68
1/16	12/19	at Minnesota	L, 70-75
1/21	14/11	at Michigan State	L, 65-80
1/23	14/15	Wisconsin	L, 52-72
2/4	14/18	at Purdue	L, 75-90
2/6	14/8	Michigan State	L, 81-95
2/10	19/22	Minnesota	W, 76-73
2/13	19/13	Ohio State	L, 69-73
2/27	18/20	at Indiana	L, 81-88
3/5	20/19	vs. Wisconsin (n)	L, 60-74
3/13	20/22	vs. Arkansas	W, 82-72
3/18	20/3	vs. Connecticut	L, 68-78

1999-2000 (3-5)

Date	AP Rank UI/Opp	Opponent	Result
IKON Coaches vs. Cancer Classic			
11/11	--/1	vs. Connecticut (n)	W, 70-68
11/30	--/24	vs. Maryland (n)	L, 65-83
1/8	--/11	Michigan State	L, 53-75
1/18	--/11	at Indiana	L, 71-74
2/3	--/15	Kansas	W, 77-69
2/9	--/5	at Ohio State	W, 67-64
2/16	--/25	at Purdue	L, 59-67
3/10	--/5	vs. Michigan State	L, 65-75

2000-01 (2-5)

Date	AP Rank UI/Opp	Opponent	Result
12/29	23/6	vs. Tennessee (n)	L, 68-80
1/11	--/7	Illinois	W, 78-62
2/18	25/5	at Michigan State	L, 70-94
2/24	--/3	at Illinois	L, 63-89
3/3	--/22	Wisconsin	L, 57-59
3/9	--/24	vs. Ohio State (n)	W, 75-66
3/17	--/15	vs. Kentucky	L, 79-92

2001-02 (3-5)

Date	AP Rank UI/Opp	Opponent	Result
11/20	9/12	vs. Memphis (n)	W, 75-71
11/21	9/5	vs. Missouri (n)	L, 77-78
11/27	7/1	vs. Duke (n)	L, 62-80
12/15	15/2	at Missouri	W, 83-65
1/15	17/11	at Illinois	L, 66-77
2/16	--/23	Ohio State	L, 66-72
3/9	--/23	vs. Indiana (n)	W, 62-60
3/10	--/21	vs. Ohio State (n)	L, 64-81

2002-03 (2-0)

Date	AP Rank UI/Opp	Opponent	Result
1/11	--/25	Michigan State	W, 68-64
1/15	--/8	Illinois	W, 68-61

2003-04 (2-4)

Date	AP Rank UI/Opp	Opponent	Result
11/29	--/17	vs. Louisville# (n)	W, 70-69
1/3	--/23	at Missouri	L, 56-76
1/7	--/24	Purdue	W, 71-61
1/17	--/25	at Illinois	L, 82-88
2/11	--/17	Wisconsin	L, 52-54
2/25	--/23	Illinois	L, 59-78

2004-05 (3-7)

Date	AP Rank UI/Opp	Opponent	Result
11/22	--/12	vs. Louisville (n)	W, 76-71
11/23	--/15	vs. Texas (n)	W, 82-80
11/24	--/11	vs. North Carolina (n)	L, 92-106
1/20	23/1	at Illinois#	L, 68-73
2/5	--/12	Michigan State	L, 64-75
2/9	--/20	at Wisconsin	L, 69-72
2/19	--/1	Illinois	L, 65-75
3/11	--/13	vs. Michigan State (n)	W, 71-69
3/12	--/23	vs. Wisconsin (n)	L, 56-59
3/17	--/21	vs. #23 Cincinnati	L, 64-76

2005-06 (8-1)

Date	AP Rank UI/Opp	Opponent	Result
11/21	18/7	vs. Kentucky (n)	W, 67-63
11/22	18/2	vs. Texas (n)	L, 59-68
11/30	14/24	NC State	W, 45-42
1/24	--/13	Indiana	W, 73-60
1/28	--/16	Ohio State	W, 67-62
2/4	23/21	Michigan	W, 94-66
2/11	18/24	at Indiana	W, 70-67
2/14	18/16	Michigan State	W, 66-54
3/12	20/7	vs. Ohio State (n)	W, 67-60

2006-07 (0-3)

Date	AP Rank UI/Opp	Opponent	Result
11/19	--/10	vs. Alabama (n)	L, 60-72
1/28	--/2	Wisconsin	L, 46-57
2/10	--/4	at Wisconsin	L, 62-74

2007-08 (1-5)

Date	AP Rank UI/Opp	Opponent	Result
1/2	--/11	Indiana	L, 76-79
1/5	--/25	at Wisconsin	L, 51-64
1/12	--/6	Michigan State	W, 43-36
1/23	--/7	at Indiana	L, 43-65
2/6	--/8	Wisconsin	L, 54-60
2/23	--/19	at Michigan State	L, 52-66

2008-09 (0-7)

Date	AP Rank UI/Opp	Opponent	Result
12/31	--/24	at Ohio State	L, 65-68
1/8	--/22	Minnesota	L, 49-52
1/18	--/19	at Purdue	L, 53-75
1/29	--/9	Michigan State	L, 56-71
2/1	--/19	at Illinois	L, 54-62
2/14	--/20	Purdue	L, 45-49
2/25	--/9	at Michigan State	L, 54-62

2009-10 (0-8)

Date	AP Rank UI/Opp	Opponent	Result
11/23	--/3	vs. Texas (n)	L, 60-85
12/29	--/4	Purdue	L, 58-67
1/9	--/10	Michigan State	L, 53-71
1/20	--/6	at Michigan State	L, 63-70
1/27	--/20	Ohio State	L, 57-65
2/7	--/13	at Ohio State	L, 58-68
2/13	--/6	at Purdue	L, 40-63
3/3	--/15	at Wisconsin	L, 40-67

2010-11 (1-5)

Date	AP Rank UI/Opp	Opponent	Result
12/29	--/23	Illinois	L, 77-87
1/4	--/2	Ohio State	L, 68-73
1/9	--/11	at Purdue	L, 52-75
1/19	--/1	at Ohio State	L, 48-70
2/9	--/13	Wisconsin#	L, 59-62
3/5	--/6	Purdue	W, 67-65



2011-12 (4-3)

Date	AP Rank UI/Opp	Opponent	Result
12/31	--/11	at Wisconsin	W, 72-65
1/7	--/6	Ohio State	L, 47-76
1/10	--/6	at Michigan State	L, 61-95
1/14	--/13	Michigan	W, 75-59
1/29	--/16	at Indiana	L, 89-103
2/19	--/18	Indiana	W, 78-66
2/23	--/16	Wisconsin	W, 67-66

2012-13 (0-7)

Date	AP Rank UI/Opp	Opponent	Result
12/31	--/5	Indiana	L, 65-69
1/6	--/2	at Michigan	L, 67-95
1/10	--/22	Michigan State	L, 59-62
1/22	--/14	at Ohio State	L, 63-72
2/3	--/23	at Minnesota	L, 59-62
3/2	--/1	at Indiana	L, 60-73
3/15	--/8	vs. Michigan State (n)	L, 56-59

2013-14 (2-6)

Date	AP Rank UI/Opp	Opponent	Result
12/13	23/17	at Iowa State	L, 82-85
1/5	22/4	at Wisconsin	L, 71-75
1/12	20/3	at Ohio State	W, 84-74
1/22	10/21	at Michigan	L, 67-75
1/28	15/7	Michigan State#	L, 69-71
2/8	17/10	Michigan	W, 85-67
2/22	15/16	Wisconsin	L, 74-79
3/6	24/22	Michigan State	L, 76-86

2014-15 (3-6)

Date	AP Rank UI/Opp	Opponent	Result
11/20	--/10	vs. Texas (n)	L, 57-71
11/21	--/23	vs. Syracuse (n)	L, 63-66
12/3	--/12	at North Carolina	W, 60-55
12/12	--/14	Iowa State	L, 75-90
12/30	--/20	at Ohio State	W, 71-65
1/20	25/6	at Wisconsin	L, 50-82
1/31	--/5	Wisconsin	L, 50-82
2/8	--/17	Maryland	W, 71-55
3/22	--/7	vs. Gonzaga (n)	L, 68-87

2015-16 (5-5)

Date	AP Rank UI/Opp	Opponent	Result
11/27	--/17	vs. Notre Dame (n)	L, 62-68
11/29	--/20	vs. Wichita State (n)	W, 84-61
12/10	--/4	at Iowa State	L, 82-83
12/29	--/1	Michigan State	W, 83-70
1/2	--/14	at Purdue	W, 70-63
1/14	16/4	at Michigan State	W, 76-59
1/24	9/22	Purdue	W, 83-71
1/28	3/8	at Maryland	L, 68-74
3/1	16/12	Indiana	L, 78-81
3/20	20/3	vs. Villanova (n)	L, 68-87

2016-17 (4-3)

Date	AP Rank UI/Opp	Opponent	Result
11/27	--/7	vs. Virginia	L, 41-74
12/8	--/25	Iowa State	W, 78-64
12/28	--/15	at Purdue	L, 67-89
1/12	--/17	Purdue	W, 83-78
1/19	--/25	Maryland	L, 76-84
2/25	--/24	at Maryland	W, 83-69
3/2	--/22	at Wisconsin	W, 59-57

2017-18 (0-5)

Date	AP Rank UI/Opp	Opponent	Result
1/20	--/3	Purdue	L, 64-87
2/6	--/4	Michigan State	L, 93-96
2/10	--/14	at Ohio State	L, 64-82
2/14	--/22	at Michigan	L, 59-74
3/1	--/15	vs. Michigan (n) #	L, 71-77

2018-19 (5-7)

Date	AP Rank UI/Opp	Opponent	Result
11/15	--/13	vs. Oregon (n)	W, 77-69
11/30	14/22	Wisconsin	L, 66-72
12/3	18/10	at Michigan State	L, 68-90
1/6	25/24	Nebraska	W, 93-84
1/12	--/16	Ohio State	W, 72-62
1/24	19/6	Michigan State	L, 67-82
2/1	--/5	Michigan	W, 74-59
2/19	21/24	Maryland	L, 65-66
3/7	--/21	at Wisconsin	L, 45-65
3/15	--/10	vs. Michigan (n)	L, 53-74
3/18	--/22	vs. Cincinnati (n)	W, 79-72
3/20	--/6	vs. Tennessee# (n)	L, 77-83

2019-20 (7-5)

Date	AP Rank UI/Opp	Opponent	Result
11/28	--/12	Texas Tech (n)	W, 72-61
12/6	--/4	Michigan	L, 91-103
1/4	23/21	vs. Penn State (n)	L, 86-89
1/10	--/12	Maryland	W, 67-49
1/17	--/19	Michigan	W, 90-83
1/22	19/24	Rutgers	W, 85-80
1/30	18/15	at Maryland	L, 72-82
2/2	18/19	Illinois	W, 72-65
2/20	20/25	Ohio State	W, 85-76
2/25	18/24	at Michigan State	L, 70-78
2/29	18/16	Penn State	W, 77-68
3/8	18/23	at Illinois	L, 76-78

2020-21 (8-5)

Date	AP Rank UI/Opp	Opponent	Result
12/8	3/16	North Carolina	W, 93-80
12/19	3/1	Gonzaga (n)	L, 88-99
12/29	10/19	Northwestern	W, 87-72
1/2	10/14	at Rutgers	W, 77-75
1/10	5/16	Minnesota	W, 86-71
1/29	7/19	at Illinois	L, 75-80
2/4	8/7	Ohio State	L, 85-89
2/10	15/25	Rutgers	W, 79-66
2/18	11/21	at Wisconsin	W, 77-62
2/25	9/3	at Michigan	L, 57-79
2/28	9/4	at Ohio State	W, 73-57
3/7	5/25	Wisconsin	W, 77-73
3/13	5/3	vs. Illinois (n)	L, 71-82

2021-22 (2-5)

Date	AP Rank UI/Opp	Opponent	Result
12/3	--/2	Purdue	L, 70-77
12/9	--/17	at Iowa State	L, 53-73
1/6	--/23	at Wisconsin	L, 78-87
1/27	--/6	Purdue	L, 73-83
2/19	--/18	at Ohio State	W, 75-62
3/6	24/20	at Illinois	L, 72-74
3/13	24/9	vs. Purdue (n)	W, 75-66



Iowa won an NCAA-best combined 15 games over AP Top 25 opponents over the last two seasons (2020 & 2021).

**2K Empire Classic, New York City****2014-15**

Texas	L	57-71
Syracuse	L	63-66

2018-19

Oregon	W	77-69
Connecticut	W	91-72

Advocare Invitational**2015-16**

Dayton	L	77-82
Notre Dame	L	62-68
Wichita State	W	84-61

All-College Tournament, Oklahoma City, OK**1987-88**

Illinois State	L	88-89
Oral Roberts	W	126-94

Anteater Classic, Irvine, CA**1986-87**

Portland	W	84-65
UC-Irvine	W	105-103

Battle 4 Atlantis**2013-14, Paradise Island, Bahamas**

Xavier	W	77-74 (OT)
UTEP	W	89-53
Villanova	L	83-88 (OT)

Big Ten Postseason Tournament**1997-98, Chicago, IL (5th seed)**

Michigan	L	66-77
----------	---	-------

1998-99, Chicago, IL (5th seed)

Wisconsin	L	60-74
-----------	---	-------

1999-00, Chicago, IL (7th seed)

Minnesota	W	81-78
Michigan State	L	65-75

2000-01, Chicago, IL (6th seed)

Northwestern	W	72-55
Ohio State	W	75-66
Penn State	W	94-74
Indiana	W	63-61

2001-02, Indianapolis, IN (9th seed)

Purdue	W	87-72
Wisconsin	W	58-56
Indiana	W	62-60
Ohio State	L	64-81

2002-03, Chicago, IL (9th seed)

Ohio State	L	64-66
------------	---	-------

2003-04, Indianapolis, IN (4th seed)

Michigan	L	70-79
----------	---	-------

2004-05, Chicago, IL (7th seed)

Purdue	W	71-52
Michigan State	W	71-69
Wisconsin	L	56-59

2005-06, Indianapolis, IN (2nd seed)

Minnesota	W	67-57
Michigan State	W	53-48
Ohio State	W	67-60

2006-07, Chicago, IL (4th seed)

Purdue	L	55-74
--------	---	-------

2007-08, Indianapolis, IN (8th seed)

Michigan	L	47-55
----------	---	-------

2008-09, Indianapolis, IN (10th seed)

Michigan	L	45-73
----------	---	-------

2009-10, Indianapolis, IN (9th seed)

Michigan	L	52-59
----------	---	-------

2010-11, Indianapolis, IN (10th seed)

Michigan State	L	61-66
----------------	---	-------

2011-12, Indianapolis, IN (8th seed)

Illinois	W	64-61
Michigan State	L	75-92

2012-13, Chicago, IL (6th seed)

Northwestern	W	73-59
Michigan State	L	56-59

2013-14, Indianapolis, IN (6th seed)

Northwestern	L	62-67
--------------	---	-------

2014-15, Chicago, IL (5th seed)

Penn State	L	58-67
------------	---	-------

2015-16, Indianapolis, IN (5th seed)

Illinois	L	66-68
----------	---	-------

2016-17, Washington, D.C. (7th seed)

Indiana	L	73-95
---------	---	-------

2017-18, New York, NY (12th seed)

Illinois	W	96-87
Michigan	L	71-77 (OT)

2018-19, Chicago, IL (6th seed)

Illinois	W	83-62
Michigan	L	53-74

2019-20, Indianapolis (canceled due to COVID-19 global pandemic)**2020-21 (3rd seed)**

Wisconsin	W	62-57
Illinois	L	71-82

2021-22 (5th seed)

Northwestern	W	112-76
Rutgers	W	84-74
Indiana	W	75-66
Purdue	W	75-66

Cancun Challenge**2012-13, Cancun, Mexico**

Western Kentucky	W	63-55
Wichita State	L	63-75

Cabrillo Classic, San Diego, CA**1978-79**

Pennsylvania	W	87-84 (2 OT)
Stanford	W	83-68

Cayman Islands Classic, Grand Cayman**2017-18**

Louisiana	L	71-80
South Dakota State	L	72-80
UAB	W	95-85


Chaminade Classic, Chaminade, HI
1988-89

Eastern Illinois	W	89-71
Saint Louis	W	83-80
UC-Riverside	L	92-110

Dale Howard Classic
2011-12, Des Moines, IA

Creighton	L	59-82
-----------	---	-------

Dayton Classic, Dayton, OH
1979-80

Mississippi State	W	81-62
Dayton	W	61-54

Dixie Classic, Chapel Hill, NC
1956-57

N.C. State	L	70-84
DePaul	L	72-73 (OT)
West Virginia	W	79-76

Emerald Coast Classic, Niceville, FL
2016-17

Virginia	L	41-74
Memphis	L	92-100

Far West Classic, Pullman, WA
1958-59

Wyoming	W	82-74
Oregon State	L	71-72

1962-63

Arizona	W	57-56
Oregon	W	62-48
Oregon State	L	57-64

1963-64

Colorado State	L	56-61
Louisiana State	L	81-92
Washington State	W	74-66

1974-75

Oregon State	L	60-97
Wake Forest	L	71-92
Boston College	L	81-86

1985-86

Tampa	W	54-45
Boston University	W	76-71
St. Joseph's	L	56-60

Fiesta Classic, Tempe, AZ
1980-81

Cincinnati	W	69-64
Arizona State	L	88-96

Great Alaska Shootout, Anchorage, AK
1986-87

Alaska-Anchorage	W	91-81
North Carolina State	W	90-89 (OT)
Northeastern	W	103-80

1995-96

Ohio University	W	78-51
Connecticut	W	101-95 (OT)
Duke	L	81-88

Guardians (CBE) Classic
2001-02, Kansas City, MO

Memphis	W	75-71
Missouri	L	77-78

2005-06, Kansas City, MO

Kentucky	W	67-63
Texas	L	59-68

2009-10, Kansas City, MO

Texas	L	60-85
Wichita State	L	57-74

Hawkeye Invitational, Iowa City, IA
1982-83

Navy	W	76-65
Hawai'i	W	99-67

1983-84

Baylor	W	67-44
Oregon State	W	56-45

1984-85

Boston University	W	67-53
Texas Tech	W	58-48

1985-86

Arkansas State	L	62-66
Lehigh	W	89-68

1986-87

Delaware	W	95-47
Loyola-Marymount	W	103-80

1987-88

Navy	W	91-61
UC-Irvine	W	124-88

1988-89

Brown	W	109-61
Georgia	W	102-76

1989-90

Ohio University	W	75-49
Cal-Santa Barbara	W	85-79

1990-91

Colgate	W	80-59
Creighton	W	83-77

1991-92

Army	W	74-39
Louisiana Tech	W	84-65

1992-93

Texas-Pan American	W	85-29
Mississippi State	W	69-54

1993-94

Lehigh	W	104-77
Long Beach State	W	101-79

1994-95

Pepperdine	W	99-63
Ohio University	W	91-75

1995-96

East Tennessee State	W	104-58
Colgate	W	79-59

**1996-97**

Grambling State	W	93-73
LaSalle	W	65-60

1997-98

Rice	W	81-52
Weber State	W	81-56

1998-99

South Alabama	W	82-58
Detroit Mercy	W	61-60

1999-00

Texas Southern	W	73-51
Ohio University	W	86-66

2000-01

Tenn.-Chattanooga	W	79-60
Tulsa	W	66-65

2001-02

Alabama State	W	73-64
Southern Methodist	W	86-69

2002-03

Montana State	W	65-44
Southern Mississippi	W	65-63

2003-04

Eastern Washington	W	70-54
Northern Illinois	W	65-57

2004-05

Centenary	W	88-53
UNC Greensboro	W	83-58

2005-06

Fairfield	W	75-59
Valparaiso	W	72-59

2006-07

Texas-Pan American	W	62-46
Coppin State	W	83-67

2007-08

Louisiana-Monroe	L	67-72 (OT)
Eastern Illinois	W	57-45

Holiday Festival, New York, NY**1959-60**

St. John's	W	91-84
NYU	W	80-75
Cincinnati	L	83-96

IKON Coaches vs. Cancer Classic, New York City, NY**1999-00**

Connecticut	W	70-68
Stanford	L	58-72

Kentucky Invitational, Lexington, KY**1962-63**

Kentucky	L	69-94
Oregon State	L	55-61

Kettle Classic, Houston, TX**1981-82**

Clemson	W	80-68
Houston	L	52-62

Las Vegas Invitational, Las Vegas, NV**2008-09, Las Vegas, NV**

West Virginia	L	68-87
Kansas State	W	65-63

Las Vegas Invitational, Las Vegas, NV**2019-20, Las Vegas, NV**

Texas Tech	W	72-61
San Diego State	L	73-83

Lobo Classic, Albuquerque, NM**1976-77**

New Mexico	L	83-96
Pittsburgh	W	103-80

Los Angeles Classic, Los Angeles, CA**1960-61**

California	W	83-80 (4 OTs)
USC	W	70-62
UCLA	W	71-65

1964-65

USC	W	71-65
Utah	L	88-92
Minnesota	W	76-74

1967-68

Tennessee	W	64-59 (OT)
Wyoming	L	87-94 (2 OT)
Saint Louis	W	80-77 (OT)

Maui Invitational, Maui, HI**1987-88**

Stanford	W	78-75
Kansas	W	100-81
Villanova	W	97-74

1996-97

California	L	59-75
LSU	L	60-70
Chaminade	W	67-37

2004-05

Louisville	W	76-71
Texas	W	82-80
North Carolina	L	92-106

National Invitation Tournament, Preseason**1990-91**

Temple (Iowa City, IA)	W	73-71
Notre Dame (South Bend, IN)	L	68-77

National Invitation Tournament, Postseason**1994-95**

DePaul (Moline, IL)	W	96-87
Ohio University (Iowa City, IA)	W	66-62
Penn State (Iowa City, IA)	L	64-67

1997-98

Georgia (Iowa City, IA)	L	93-100
-------------------------	---	--------

2001-02

LSU (Iowa City, IA)	L	61-63
---------------------	---	-------

2002-03

Valparaiso (Iowa City, IA)	W	62-60
Iowa State (Ames, IA)	W	54-53
Georgia Tech (Iowa City, IA)	L	78-79

**2003-04**

Saint Louis (St. Charles, MO)	L	69-70
-------------------------------	---	-------

2011-12

Dayton (Iowa City, IA)	W	84-75
Oregon (Eugene, OR)	L	97-108

2012-13

Indiana State (Iowa City, IA)	W	68-52
Stony Brook (Iowa City, IA)	W	75-63
Virginia (Charlottesville, VA)	W	75-64
Maryland (New York, NY)	W	71-60
Baylor (New York, NY)	L	54-74

2016-17

South Dakota (Iowa City, IA)	W	87-75
TCU (Iowa City, IA)	L	92-94 (OT)

NCAA Tournament**1954-55, Mideast Region, Evanston, IL**

Penn State	W	82-53
Marquette	W	86-81

Final Four, Kansas City, MO

LaSalle	L	73-76
Colorado	L	54-75

1955-56, Mideast Region, Iowa City, IA

Morehead State	W	97-83
Kentucky	W	89-77

Final Four, Evanston, IL

Temple	W	83-76
San Francisco	L	71-83

1969-70, Mideast Region, Columbus, OH

Jacksonville	L	103-104
Notre Dame	W	121-106

1978-79, Mideast Region, Bloomington, IN (#4 Seed)

Toledo	L	72-74
--------	---	-------

1979-80, East Region, Greensboro, NC (#5 Seed)

VA Commonwealth	W	86-72
N.C. State	W	77-64

Philadelphia, PA

Syracuse	W	88-77
Georgetown	W	81-80

Final Four, Indianapolis, IN

Louisville	L	72-80
Purdue	L	58-75

1980-81, Midwest Region, Wichita, KS (#3 Seed)

Wichita State	L	56-60
---------------	---	-------

1981-82, West Region, Pullman, WA (#6 Seed)

Northeast Louisiana	W	70-63
Idaho	L	67-69 (OT)

1982-83, Midwest Region, Louisville, KY (#7 Seed)

Utah State	W	64-59
Missouri	W	77-63

Kansas City, MO

Villanova	L	54-55
-----------	---	-------

1984-85, West Region, Salt Lake City, UT (#8 Seed)

Arkansas	L	54-63
----------	---	-------

1985-86, Midwest Region, Minneapolis, MN (#11 Seed)

N.C. State	L	64-66
------------	---	-------

1986-87, West Region, Tucson, AZ (#2 Seed)

Santa Clara	W	99-76
UTEP	W	84-82
Seattle, WA		
Oklahoma	W	93-91 (OT)
UNLV	L	81-84

1987-88, West Region, Los Angeles, CA (#5 Seed)

Florida State	W	102-98
UNLV	W	104-86
Seattle, WA		
Arizona	L	79-99

1988-89, East Region, Providence, RI (#4 Seed)

Rutgers	W	87-83
N.C. State	L	96-102 (2 OT)

1990-91, Midwest Region, Minneapolis, MN (#7 Seed)

East Tennessee State	W	76-73
Duke	L	70-85

1991-92, East Region, Greensboro, NC (#9 Seed)

Texas	W	98-92
Duke	L	62-75

1992-93, Southeast Region, Nashville, TN (#4 Seed)

Northeast Louisiana	W	82-69
Wake Forest	L	78-84

1995-96, West Region, Tempe, AZ (#6 Seed)

George Washington	W	81-79
Arizona	L	73-87

1996-97, West Region, Salt Lake City, UT (#8 Seed)

Virginia	W	73-60
Kentucky	L	69-75

1998-99, West Region, Denver, CO (#5 Seed)

UAB	W	77-64
Arkansas	W	82-72
Phoenix, AZ		
Connecticut	L	68-78

2000-01, East Region, Long Island, NY (#7 Seed)

Creighton	W	69-56
Kentucky	L	79-92

2004-05, Austin Region, Indianapolis, IN (#10 seed)

Cincinnati	L	64-76
------------	---	-------

2005-06, Atlanta Region, Auburn Hills, MI (#3 seed)

Northwestern State	L	63-64
--------------------	---	-------

2013-14, Midwest Region, Dayton, OH (#11 seed)

Tennessee	L	65-78 (OT)
-----------	---	------------

2014-15, South Region, Seattle, WA (#7 seed)

Davidson	W	83-52
Gonzaga	L	68-87

2015-16, South Region, Brooklyn, NY (#7 seed)

Temple	W	72-70 (OT)
Villanova	L	68-87

2018-19, South Region, Columbus, OH (#10 seed)

Cincinnati	W	79-72
Tennessee	L	77-83 (OT)

**2020-21, West Region, Indianapolis, IN (#2 seed)**

Grand Canyon	W	86-74
Oregon	L	80-95

2021-22, Midwest Region, Buffalo, NY (#5 seed)

Richmond	L	63-67
----------	---	-------

Paradise Jam, St. Thomas, Virgin Islands**2006-07**

Toledo	W	78-65
Alabama	L	60-72
Villanova	L	60-89

2010-11

Xavier	L	73-86
Alabama	W	55-47
Long Beach State	L	72-78

Quaker City Tournament, Philadelphia, PA**1961-62**

Penn State	W	67-48
Pennsylvania	W	72-64
Villanova	L	56-69

Queen City Tournament, Buffalo, NY**1957-58**

Cornell (NY)	W	73-68
Syracuse	W	58-52

Rainbow Classic, Honolulu, HI**1969-70**

St. John's (NY)	L	55-57
Hawai'i	W	111-60

1975-76

Holy Cross	W	98-75
Arizona	W	82-80
USC	L	73-81

1984-85

Maryland	L	68-70 (OT)
Cornell (NY)	W	59-56 (OT)
Arkansas	W	71-52

1994-95

Duke	W	81-71
Hawai'i	W	84-82
Arkansas	L	92-101

2000-01

Detroit	W	69-68
Tennessee	L	68-80
Saint Louis	W	68-56

Rebel Roundup, Las Vegas, NV**1977-78**

Tennessee	W	92-86
UNLV	L	84-85

Rochester Classic, Rochester, NY**1982-83**

James Madison	W	47-45
Seton Hall	W	85-63

San Juan Christmas Shootout, San Juan, Puerto Rico**1997-98**

Puerto Rico-Mayaguez	W	96-37
Southern Mississippi	W	82-58
St. Bonaventure	W	81-67

San Juan Shootout, San Juan, Puerto Rico**1992-93**

American University	W	101-47
Eastern Michigan	W	103-66
Southern Illinois	W	90-70

South Padre Island Invitational**2007-08, South Padre Island, TX**

Bradley	L	56-67
Utah State	L	62-75

Sugar Bowl Tournament, New Orleans, LA**1968-69**

Houston	W	95-87
Duke	L	82-85

Sun Bowl Tournament, El Paso, TX**1965-66**

Arkansas	W	77-75
UTEP	L	68-86

Tampa Tribune Holiday Invitational, Tampa, FL**1991-92**

Butler	W	114-92
South Florida	L	78-85

Winston Tire Classic, Los Angeles, CA**1983-84**

USC	W	62-61
Memphis State	W	73-66


IOWA NCAA TOURNAMENT RESULTS
1954-55, Mideast Region, Evanston, IL

Penn State	W	82-53
Marquette	W	86-81

Final Four, Kansas City, MO

LaSalle	L	73-76
Colorado	L	54-75

1955-56, Mideast Region, Iowa City, IA

Morehead State	W	97-83
Kentucky	W	89-77

Final Four, Evanston, IL

Temple	W	83-76
San Francisco	L	71-83

1969-70, Mideast Region, Columbus, OH

Jacksonville	L	103-104
Notre Dame	W	121-106

1978-79, Mideast Region, Bloomington, IN (#4 Seed)

Toledo	L	72-74
--------	---	-------

1979-80, East Region, Greensboro, NC (#5 Seed)

VCU	W	86-72
N.C. State	W	77-64

Philadelphia, PA

Syracuse	W	88-77
Georgetown	W	81-80

Final Four, Indianapolis, IN

Louisville	L	72-80
Purdue	L	58-75

1980-81, Midwest Region, Wichita, KS (#3 Seed)

Wichita State	L	56-60
---------------	---	-------

1981-82, West Region, Pullman, WA (#6 Seed)

Northeast Louisiana	W	70-63
Idaho	L	67-69 (OT)

1982-83, Midwest Region, Louisville, KY (#7 Seed)

Utah State	W	64-59
Missouri	W	77-63

Kansas City, MO

Villanova	L	54-55
-----------	---	-------

1984-85, West Region, Salt Lake City, UT (#8 Seed)

Arkansas	L	54-63
----------	---	-------

1985-86, Midwest Region, Minneapolis, MN (#11 Seed)

N.C. State	L	64-66
------------	---	-------

1986-87, West Region, Tucson, AZ (#2 Seed)

Santa Clara	W	99-76
Texas-El Paso	W	84-82

Seattle, WA

Oklahoma	W	93-91
UNLV	L	81-84

1987-88, West Region, Los Angeles, CA (#5 Seed)

Florida State	W	102-98
UNLV	W	104-86

Seattle, WA

Arizona	L	79-99
---------	---	-------

1988-89, East Region, Providence, RI (#4 Seed)

Rutgers	W	87-83
N.C. State	L	96-102 (2 OT)

1990-91, Midwest Region, Minneapolis, MN (#7 Seed)

East Tennessee State	W	76-73
Duke	L	70-85



Iowa's 1986-87 squad won a program-best 30 games and advanced to the Elite Eight. All five starters played professionally in the NBA.



1991-92, East Region, Greensboro, NC (#9 Seed)

Texas	W	98-92
Duke	L	62-75

1992-93, Southeast Region, Nashville, TN (#4 Seed)

Northeast Louisiana	W	82-69
Wake Forest	L	78-84

1995-96, West Region, Tempe, AZ (#6 Seed)

George Washington	W	81-79
Arizona	L	73-87

1996-97, West Region, Salt Lake City, UT (#8 Seed)

Virginia	W	73-60
Kentucky	L	69-75

1998-99, West Region, Denver, CO (#5 Seed)

UAB	W	77-64
Arkansas	W	82-72

Phoenix, AZ

Connecticut	L	68-78
-------------	---	-------

2000-01, East Region, Long Island, NY (#7 Seed)

Creighton	W	69-56
Kentucky	L	79-92

2004-05, Austin Region, Indianapolis, IN (#10 seed)

Cincinnati	L	64-76
------------	---	-------

2005-06, Atlanta Region, Auburn Hills, MI (#3 seed)

Northwestern State	L	63-64
--------------------	---	-------

2013-14, Midwest Region, Dayton, OH (#11 seed)

Tennessee	L	65-78 (OT)
-----------	---	------------

2014-15, South Region, Seattle, WA (#7 seed)

Davidson	W	83-52
Gonzaga	L	68-87

2015-16, South Region, Brooklyn, NY (#7 seed)

Temple	W	72-70 (OT)
Villanova	L	68-87

2018-19, South Region, Columbus, OH (#7 seed)

Cincinnati	W	79-72
Tennessee	L	77-83 (OT)

2019-20, NCAA Tournament - canceled due to the pandemic

2020-21, West Region, Indianapolis, IN (#2 seed)

Grand Canyon	W	86-74
Oregon	L	80-95

2021-22, Midwest Region, Buffalo, NY (#5 seed)

Richmond	L	63-67
----------	---	-------

- 28 NCAA Tournament appearances
- 31-30 all-time NCAA Tournament record

Final Four (3x)

1980, 1956, 1955

Elite Eight (4x)

1987, 1980, 1956, 1955

Sweet 16 (8x)

1999, 1988, 1987, 1983, 1980, 1970, 1956, 1955

Second Round (13x since 64/68-team format began in 1985)

2021, 2019, 2016, 2015, 2001, 1999, 1997, 1996, 1993, 1992, 1991, 1989, 1988, 1987



Iowa's 1998-99 team won 13 of its first 14 games and ultimately the NCAA Tournament Sweet 16 after wins over UAB and Arkansas.



YEAR	PTS-AVG	FG-FGA	PCT	3-PT FG	PCT	FT-FTA	PCT	REB-AVG	PF	AST	TO	BLK	STL
2021-22	2995-83.2	1071-2322	.461	331-912	.363	522-697	.749	1343-37.3	583	577	331	156	264
Opponents	2562-71.2	949-2170	.437	259-788	.329	405-570	.711	1293-35.9	641	518	490	104	188
2020-21	2595-83.7	923-1961	.471	301-780	.386	448-627	.715	1231-39.7	461	594	294	141	173
Opponents	2241-72.3	815-758	.321	243-758	.321	368-507	.726	1095-35.3	589	478	384	115	192
2019-20	2410-77.7	842-1868	.451	244-703	.347	482-643	.750	1162-37.5	496	538	376	120	191
Opponents	2241-72.3	815-758	.321	243-758	.321	368-507	.726	1095-35.3	589	478	384	115	192
2018-19	2740-78.3	914-2006	.456	285-782	.364	627-849	.739	1246-35.6	565	542	425	112	211
Opponents	2585-73.9	943-2104	.448	281-866	.324	418-606	.690	1217-34.8	721	545	454	97	230
2017-18	2630-79.7	946-1975	.479	252-672	.375	486-699	.695	1258-38.1	551	602	441	134	172
Opponents	2597-78.7	953-2061	.462	284-755	.376	407-579	.703	1092-33.1	646	537	365	97	232
2016-17	2738-80.5	964-2122	.454	300-791	.379	510-741	.688	1305-38.4	610	602	472	130	252
Opponents	2654-78.1	976-2195	.445	289-603	.685	413-603	.685	1302-38.3	673	587	486	117	265
2015-16	2561-77.6	906-2027	.447	269-719	.374	480-669	.717	1257-38.1	538	523	339	156	223
Opponents	2287-69.3	850-2021	.421	242-772	.313	345-505	.683	1229-37.2	644	454	432	99	176
2014-15	2372-69.8	821-1905	.431	192-576	.333	538-723	.744	1274-37.5	536	482	377	158	218
Opponents	2119-62.3	754-1903	.396	227-696	.326	384-553	.694	1136-33.4	607	411	417	121	200
2013-14	2689-81.5	919-1984	.463	191-546	.350	660-898	.735	1331-40.3	603	532	371	164	234
Opponents	2321-70.3	804-1938	.415	229-722	.317	484-686	.706	1101-33.4	717	423	439	112	209
2012-13	2665-70.1	903-2156	.419	204-668	.305	655-896	.731	1484-39.1	648	573	476	183	263
Opponents	2388-62.8	850-2168	.392	212-719	.295	476-675	.705	1307-34.4	742	440	500	159	264
2011-12	2555-73.0	902-1984	.455	201-539	.373	550-763	.721	1205-34.4	590	521	433	119	262
Opponents	2537-72.5	910-1993	.457	244-707	.345	473-648	.730	1193-34.1	651	515	473	111	193
2010-11	2084-67.2	766-1743	.439	146-465	.314	406-601	.676	1985-35.0	512	423	447	89	208
Opponents	2110-68.1	768-1749	.439	212-639	.332	362-489	.740	1045-33.7	551	466	445	106	215
2009-10	1937-60.5	675-1629	.414	239-753	.317	348-503	.692	1023-32.0	507	394	440	64	134
Opponents	2112-66.0	778-1696	.459	196-574	.341	360-505	.713	1019-31.8	524	439	349	109	214
2008-09	1927-60.2	650-1469	.442	258-709	.364	369-496	.744	928-29.0	537	375	401	68	152
Opponents	1908-59.6	682-1570	.434	199-563	.353	345-503	.686	943-29.5	540	384	355	84	171
2007-08	1794-56.1	616-1455	.423	222-640	.347	340-524	.649	1039-32.5	534	393	504	101	140
Opponents	1857-58.0	661-1635	.404	196-591	.332	339-496	.683	974-30.4	555	400	368	76	242
2006-07	2121-68.4	739-1684	.439	195-540	.361	448-602	.744	1027-33.1	562	451	417	102	211
Opponents	2035-65.6	737-1673	.441	204-573	.356	357-552	.647	1057-34.1	573	432	468	100	187
2005-06	2254-66.3	781-1811	.431	191-570	.335	501-706	.710	1285-37.8	517	502	506	167	225
Opponents	2003-58.9	732-1924	.380	210-661	.318	329-507	.649	1168-34.4	646	429	499	102	257
2004-05	2407-72.9	841-1831	.459	210-558	.376	515-745	.691	1198-36.3	618	501	476	174	247
Opponents	2221-67.3	791-1886	.419	209-599	.349	430-646	.666	1153-34.9	648	462	497	106	228
2003-04	2071-71.4	708-1538	.460	164-449	.365	491-731	.672	1099-37.9	541	440	472	132	208
Opponents	1998-68.9	699-1720	.406	203-606	.335	491-731	.672	993-34.2	632	447	396	97	212
2002-03	2141-69.1	746-1656	.450	146-503	.290	503-703	.716	1115-36.0	553	447	471	127	207
Opponents	2060-66.5	754-1785	.422	207-644	.321	345-506	.682	1016-32.8	632	451	421	117	229
2001-02	2541-72.6	872-1910	.457	208-552	.377	589-850	.693	1295-37.0	701	508	540	120	253
Opponents	2384-68.1	808-1913	.422	234-693	.338	534-751	.711	1105-31.6	733	468	512	114	252
2000-01	2593-74.1	815-1895	.430	210-573	.366	753-1068	.705	1351-38.6	783	474	520	83	191
Opponents	2469-70.5	832-1912	.435	223-658	.339	582-844	.690	1118-31.9	846	497	486	143	222
1999-00	2064-68.8	700-1711	.409	187-540	.346	477-706	.676	1043-34.8	678	388	424	55	206
Opponents	2149-71.6	728-1618	.450	164-492	.333	529-763	.693	1112-37.1	642	445	473	99	200
1998-99	2217-73.9	741-1602	.463	188-504	.373	547-780	.701	1047-34.9	544	455	532	80	268
Opponents	2099-70.0	749-1658	.452	218-579	.377	383-561	.683	934-31.1	650	465	529	77	258
1997-98	2486-80.2	878-1828	.480	218-543	.401	512-721	.710	1186-38.3	498	566	514	114	315
Opponents	2091-67.5	776-1805	.430	204-603	.338	335-512	.654	1010-32.6	645	453	555	105	258
1996-97	2314-72.3	813-1711	.475	184-464	.397	504-719	.701	1231-38.5	498	469	499	130	241
Opponents	2038-63.7	747-1787	.418	219-605	.362	325-506	.642	917-28.7	629	453	447	114	255
1995-96	2548-79.6	898-1871	.480	195-585	.333	557-777	.717	1296-40.5	571	567	525	84	284
Opponents	2172-67.9	794-1881	.422	214-661	.324	370-579	.639	1006-31.4	669	476	539	94	229
1994-95	2757-83.6	935-2034	.460	274-743	.369	613-865	.709	1213-36.8	587	555	492	95	365
Opponents	2460-74.6	936-1961	.477	203-595	.341	385-571	.674	1148-34.8	707	571	653	129	233
1993-94	2254-83.5	781-1754	.445	164-510	.322	528-807	.654	1118-41.4	477	477	495	76	303
Opponents	2207-81.7	839-1750	.479	203-524	.387	326-469	.695	992-36.7	640	538	521	115	247
1992-93	2507-78.3	886-1876	.472	103-323	.319	632-897	.705	1370-42.8	498	456	489	165	306
Opponents	2093-65.4	795-1930	.412	183-534	.343	320-491	.652	1015-31.7	690	460	513	99	264

YEAR-BY-YEAR STATISTICS

YEAR	PTS-AVG	FG-FGA	PCT	3-PT FG	PCT	FT-FTA	PCT	REB-AVG	PF	AST	TO	BLK	STL
1991-92	2433-81.1	858-1795	.478	105-350	.300	612-857	.714	1159-38.6	494	475	460	161	276
Opponents	2161-72.0	826-1908	.433	187-525	.356	322-491	.656	1079-36.0	677	461	537	102	224
1990-91	2457-76.8	867-1811	.479	134-330	.406	588-891	.660	1169-36.5	568	461	548	146	262
Opponents	2308-72.1	862-1890	.456	200-534	.375	384-576	.666	1083-33.8	720	536	583	95	249
1989-90	2112-75.4	746-1629	.458	89-312	.285	531-813	.653	1112-39.7	572	407	508	120	227
Opponents	2240-80.1	834-1738	.480	184-438	.420	392-589	.666	969-34.6	662	548	447	88	241
1988-89	2957-89.6	1092-2112	.517	126-357	.353	647-919	.704	1367-41.4	608	574	519	93	274
Opponents	2681-81.2	1041-2177	.478	201-502	.400	398-595	.669	1050-31.8	749	584	523	103	263
1987-88	3181-93.6	1141-2160	.528	188-453	.415	711-996	.714	1317-38.7	621	600	514	48	329
Opponents	2769-81.4	1114-2229	.500	189-478	.395	352-538	.654	1080-31.8	793	611	588	99	209
1986-87	3055-87.3	1140-2194	.520	147-382	.385	628-929	.676	1508-43.1	636	581	522	97	229
Opponents	2604-74.4	1005-2265	.444	192-501	.383	402-598	.672	1104-31.5	803	565	521	100	231
1985-86	2355-73.6	955-1874	.510	----	----	445-646	.689	1121-35.0	637	551	476	78	271
Opponents	2102-65.7	825-1792	.460	----	----	452-641	.705	1022-31.9	588	447	543	78	219
1984-85	2246-70.2	895-1856	.482	----	----	455-678	.671	1325-41.4	563	600	443	123	289
Opponents	1881-58.8	767-1826	.420	----	----	346-508	.681	1080-33.8	647	396	470	61	223
1983-84	1648-58.9	658-1425	.462	----	----	332-505	.657	959-34.3	475	389	407	104	202
Opponents	1605-57.3	650-1410	.465	----	----	305-445	.685	881-31.5	507	370	412	61	210
1982-83	2161-69.7	840-1775	.473	44-105	.419	437-649	.673	1121-36.2	524	497	354	152	210
Opponents	1939-62.5	782-1721	.454	35-92	.380	340-492	.691	1117-36.0	605	409	453	86	163
1981-82	1896-65.4	743-1568	.474	----	----	410-607	.675	1061-36.6	515	445	379	82	193
Opponents	1688-58.2	668-1525	.438	----	----	352-499	.705	965-33.3	566	319	426	80	160
1980-81	2095-74.8	829-1760	.471	----	----	437-607	.720	1153-41.2	526	457	397	45	200
Opponents	1802-64.4	733-1594	.460	----	----	336-514	.654	987-35.3	588	383	456	101	178
1979-80	2409-73.0	942-1922	.490	----	----	525-744	.706	1215-36.8	579	519	436	75	203
Opponents	2164-65.6	885-1885	.469	----	----	394-559	.705	1149-34.8	689	482	540	131	180
1978-79	2168-77.4	834-1760	.474	----	----	500-682	.733	1106-39.5	589	422	N/A	N/A	N/A
Opponents	1863-66.5	740-1672	.443	----	----	383-570	.672	1121-40.0	630	356	N/A	N/A	N/A
1977-78	2007-74.3	794-1718	.462	----	----	419-612	.685	1146-42.4	566	414	N/A	N/A	N/A
Opponents	1982-73.4	789-1712	.461	----	----	404-606	.667	1096-40.6	601	392	N/A	N/A	N/A
1976-77	2172-80.4	818-1864	.439	----	----	536-732	.732	1262-46.7	596	418	N/A	N/A	N/A
Opponents	2034-75.3	792-1841	.430	----	----	450-608	.740	1187-44.0	647	344	N/A	N/A	N/A
1975-76	2391-82.4	992-2017	.492	----	----	407-607	.670	1240-42.8	578	568	N/A	N/A	N/A
Opponents	2305-79.5	940-1938	.485	----	----	425-568	.748	1126-38.8	610	446	N/A	N/A	N/A
1974-75	1898-73.0	787-1854	.425	----	----	324-519	.624	1204-46.3	523	339	N/A	N/A	N/A
Opponents	2096-80.6	865-1869	.463	----	----	366-522	.701	1218-46.9	538	381	N/A	N/A	N/A
1973-74	1754-73.1	740-1653	.448	----	----	372-530	.631	999-41.7	531	N/A	N/A	N/A	N/A
Opponents	1948-81.2	788-1655	.476	----	----	372-530	.702	1099-45.8	476	N/A	N/A	N/A	N/A
1972-73	1860-77.5	773-1736	.445	----	----	314-476	.660	1186-49.4	466	N/A	N/A	N/A	N/A
Opponents	1730-72.1	699-1575	.417	----	----	332-474	.700	1057-44.0	462	N/A	N/A	N/A	N/A
1971-72	1936-80.7	766-1685	.455	----	----	404-576	.701	1162-48.4	503	N/A	N/A	N/A	N/A
Opponents	1920-80.0	721-1658	.435	----	----	478-684	.699	1072-44.7	442	N/A	N/A	N/A	N/A
1970-71	1948-81.2	760-1735	.438	----	----	428-573	.747	1063-44.3	502	N/A	N/A	N/A	N/A
Opponents	1987-82.8	754-1595	.473	----	----	479-696	.688	1115-46.5	432	N/A	N/A	N/A	N/A
1969-70	2467-98.7	959-1834	.523	----	----	549-704	.780	1102-44.1	482	N/A	N/A	N/A	N/A
Opponents	2176-87.0	860-1811	.474	----	----	456-633	.720	1056-42.4	522	N/A	N/A	N/A	N/A
1968-69	2025-84.4	726-1547	.470	----	----	573-743	.771	1058-44.1	467	N/A	N/A	N/A	N/A
Opponents	1918-79.9	747-1624	.460	----	----	424-620	.684	1006-41.2	529	N/A	N/A	N/A	N/A
1967-68	1879-75.1	691-1630	.423	----	----	497-689	.721	906-36.2	492	N/A	N/A	N/A	N/A
Opponents	1797-71.5	690-1636	.421	----	----	417-626	.666	956-38.2	519	N/A	N/A	N/A	N/A
1966-67	1956-81.5	726-1577	.460	----	----	504-683	.737	901-37.5	451	N/A	N/A	N/A	N/A
Opponents	1846-76.9	736-1611	.457	----	----	374-555	.674	876-36.5	513	N/A	N/A	N/A	N/A
1965-66	1980-82.5	762-1689	.451	----	----	456-644	.708	1044-43.5	505	N/A	N/A	N/A	N/A
Opponents	1790-74.6	672-1478	.455	----	----	446-644	.692	920-38.3	514	N/A	N/A	N/A	N/A
1964-65	2010-83.7	757-1675	.452	----	----	496-721	.688	911-38.0	528	N/A	N/A	N/A	N/A
Opponents	1797-74.8	685-1486	.467	----	----	427-661	.646	799-33.3	522	N/A	N/A	N/A	N/A
1963-64	1698-73.7	633-1677	.377	----	----	432-643	.672	922-40.1	521	N/A	N/A	N/A	N/A
Opponents	1858-80.7	704-1672	.421	----	----	450-669	.673	1025-44.6	528	N/A	N/A	N/A	N/A
1962-63	1577-65.7	591-1563	.378	----	----	395-599	.658	832-34.7	452	N/A	N/A	N/A	N/A
Opponents	1688-70.3	655-1514	.432	----	----	378-580	.651	1035-43.1	478	N/A	N/A	N/A	N/A



YEAR	PTS-AVG	FG-FGA	PCT	3-PT FG	PCT	FT-FTA	PCT	REB-AVG	PF	AST	TO	BLK	STL
1961-62	1687-70.3	636-1553	.409	----	----	415-639	.649	919-38.3	476	N/A	N/A	N/A	N/A
Opponents	1619-67.4	591-1483	.389	----	----	437-629	.694	910-37.9	481	N/A	N/A	N/A	N/A
1960-61	1701-70.9	652-1523	.428	----	----	397-620	.640	978-40.8	413	N/A	N/A	N/A	N/A
Opponents	1552-64.6	593-1557	.380	----	----	366-533	.686	865-36.0	456	N/A	N/A	N/A	N/A
1959-60	1753-73.0	681-1644	.414	----	----	391-582	.671	957-39.9	454	N/A	N/A	N/A	N/A
Opponents	1704-71.0	554-1560	.355	----	----	396-559	.704	744-31.0	482	N/A	N/A	N/A	N/A
1958-59	1521-76.1	573-1510	.379	----	----	375-548	.684	941-47.1	354	N/A	N/A	N/A	N/A
Opponents	1529-76.5	598-1547	.386	----	----	343-495	.692	902-45.1	405	N/A	N/A	N/A	N/A
1957-58	1622-73.7	623-1619	.385	----	----	376-568	.662	885-40.2	350	N/A	N/A	N/A	N/A
Opponents	1608-73.1	629-1637	.384	----	----	350-531	.659	880-40.0	427	N/A	N/A	N/A	N/A
1956-57	1532-69.6	592-1622	.365	----	----	348-605	.575	787-35.8	409	N/A	N/A	N/A	N/A
Opponents	1578-71.7	587-1541	.381	----	----	404-606	.666	817-37.1	425	N/A	N/A	N/A	N/A
1955-56	2020-77.7	731-1903	.384	----	----	558-824	.684	1196-54.4	478	N/A	N/A	N/A	N/A
Opponents	1818-69.9	679-1852	.367	----	----	460-763	.603	1151-52.3	491	N/A	N/A	N/A	N/A
1954-55	1776-80.7	648-1662	.389	----	----	480-742	.646	N/A	460	N/A	N/A	N/A	N/A
Opponents	1579-70.8	537-1593	.336	----	----	505-786	.642	N/A	454	N/A	N/A	N/A	N/A
1953-54	1559-70.8	538-1435	.375	----	----	483-768	.629	N/A	490	N/A	N/A	N/A	N/A
Opponents	1415-64.3	478-1411	.338	----	----	459-723	.635	N/A	502	N/A	N/A	N/A	N/A
1952-53	1535-69.8	523-1602	.325	----	----	513-813	.631	N/A	433	N/A	N/A	N/A	N/A
Opponents	1503-68.3	548-1654	.331	----	----	407-658	.633	N/A	530	N/A	N/A	N/A	N/A
1951-52	1535-69.8	566-1663	.340	----	----	403-609	.662	N/A	439	N/A	N/A	N/A	N/A
Opponents	1358-61.7	532-1672	.318	----	----	294-503	.584	N/A	567	N/A	N/A	N/A	N/A
1950-51	1430-65.0	536-1728	.310	----	----	242-358	.597	1134-51.6	459	N/A	N/A	N/A	N/A
Opponents	1310-59.6	503-1598	.315	----	----	206-304	.596	782-35.6	525	N/A	N/A	N/A	N/A
1949-50	1410-64.1	534-1736	.308	----	----	231-342	.597	N/A	406	N/A	N/A	N/A	N/A
Opponents	1290-58.6	490-1619	.303	----	----	195-310	.614	N/A	447	N/A	N/A	N/A	N/A
1948-49	1102-55.1	404-1638	.246	----	----	202-292	.612	N/A	430	N/A	N/A	N/A	N/A
Opponents	1098-54.9	403-1504	.268	----	----	186-294	.581	N/A	422	N/A	N/A	N/A	N/A
1947-48	1082-57.0	407-1470	.277	----	----	180-268	.671	N/A	378	N/A	N/A	N/A	N/A
Opponents	902-47.4	330-1359	.243	----	----	178-242	.735	N/A	400	N/A	N/A	N/A	N/A
1946-47	1080-56.8	410- N/A	N/A	----	----	178-260	.684	N/A	N/A	N/A	N/A	N/A	N/A
Opponents	903-47.5	N/A- N/A	N/A	----	---	N/A	N/A	N/A	N/A	N/A	N/A	N/A	N/A
1945-46	1034-57.4	390- N/A	N/A	----	----	200-254	.787	N/A	334	N/A	N/A	N/A	N/A
Opponents	749-41.6	270- N/A	N/A	----	----	171-209	.818	N/A	367	N/A	N/A	N/A	N/A
1944-45	1030-57.2	408- N/A	N/A	----	----	150-214	.700	N/A	251	N/A	N/A	N/A	N/A
Opponents	706-39.2	274- N/A	N/A	----	----	136-159	.855	N/A	309	N/A	N/A	N/A	N/A
1943-44	951-52.8	392- N/A	N/A	----	----	132-167	.790	N/A	219	N/A	N/A	N/A	N/A
Opponents	695-38.6	285- N/A	N/A	----	----	114-125	.912	N/A	224	N/A	N/A	N/A	N/A
1942-43	807-47.4	305- N/A	N/A	----	----	97-197	.492	N/A	231	N/A	N/A	N/A	N/A
Opponents	802-47.1	330- N/A	N/A	----	----	123-142	.866	N/A	230	N/A	N/A	N/A	N/A
1941-42	942-47.1	367- N/A	N/A	----	----	100-208	.480	N/A	261	N/A	N/A	N/A	N/A
Opponents	862-43.1	342- N/A	N/A	----	----	132-178	.741	N/A	254	N/A	N/A	N/A	N/A
1940-41	886-44.3	344- N/A	N/A	----	----	149-198	.752	N/A	285	N/A	N/A	N/A	N/A
Opponents	786-39.3	296- N/A	N/A	----	----	131-194	.675	N/A	285	N/A	N/A	N/A	N/A
1939-40	753-35.9	294- N/A	N/A	----	----	145-165	.879	N/A	278	N/A	N/A	N/A	N/A
Opponents	789-37.8	302- N/A	N/A	----	----	127-185	.686	N/A	292	N/A	N/A	N/A	N/A
1938-39	674-35.5	247- N/A	N/A	----	----	101-180	.561	N/A	232	N/A	N/A	N/A	N/A
Opponents	694-36.5	272- N/A	N/A	----	----	122-140	.871	N/A	236	N/A	N/A	N/A	N/A
1937-38	743-35.4	286- N/A	N/A	----	----	122-171	.713	N/A	280	N/A	N/A	N/A	N/A
Opponents	732-34.9	275- N/A	N/A	----	----	143-182	.786	N/A	243	N/A	N/A	N/A	N/A
1936-37	689-34.5	254- N/A	N/A	----	----	121-181	.669	N/A	252	N/A	N/A	N/A	N/A
Opponents	677-33.9	252- N/A	N/A	----	----	144-173	.832	N/A	227	N/A	N/A	N/A	N/A
1935-36	590-31.0	218-N/A	N/A	----	----	124-154	.805	N/A	240	N/A	N/A	N/A	N/A
Opponents	600-31.5	222-N/A	N/A	----	----	128-156	.821	N/A	225	N/A	N/A	N/A	N/A
1934-35	638-33.6	242-N/A	N/A	----	----	122-154	.792	N/A	202	N/A	N/A	N/A	N/A
Opponents	623-32.8	251-N/A	N/A	----	----	112-121	.926	N/A	234	N/A	N/A	N/A	N/A
1933-34	681-35.8	262-N/A	N/A	----	----	93-157	.592	N/A	205	N/A	N/A	N/A	N/A
Opponents	539-28.3	200-N/A	N/A	----	----	55-139	.396	N/A	199	N/A	N/A	N/A	N/A

**1954-55 (19-7 OVERALL, 11-3 BIG TEN)**

This years team won the Big Ten Championship and was Iowa's first NCAA Tournament squad that won an outright conference title (11-3) before finishing fourth in the national tournament. Coach Bucky O'Connor's team became the first in Iowa history to average more than 80 points per game. Bill Logan led the Hawkeyes in scoring (15.9) and rebounding (11.0).

Henry Berry	Jr.	Chicago, Ill.
Carl Cain	Jr.	Freeport, Ill.
Tom Choules	Jr.	Idaho Falls, Idaho
Carter Crookham	So.	Oskaloosa, Iowa
McKinley Davis	Sr.	Freeport, Ill.
Douglas Duncan	Sr.	Salt Lake City, Utah
Robert George	Jr.	Deerfield, Ill.
Lester Hawthorne	Jr.	Saybrook, Ill.
Roy Johnson	Jr.	Homewood, Ill.
John Liston	So.	Knoxville, Ill.
William Logan	Jr.	Keokuk, Iowa
Augie Martel	So.	Moline, Ill.
Jerry Reichow	Jr.	Decorah, Iowa
Jerry Ridley	Sr.	Riverside, Ill.
Richard Ritter	Jr.	Grinnell, Iowa
Milton Scheuerman	Jr.	Rock Island, Ill.
William Schoof	Jr.	Homewood, Ill.
William Seaberg	Jr.	Moline, Ill.
Frank Sebolt	So.	Davenport, Iowa

Head Coach: Frank 'Bucky' O'Connor

1955-56 (20-6 OVERALL, 13-1 BIG TEN)

The "Fabulous Five" -- Carl Cain, Bill Logan, Sharm Scheuerman, Bill Schoof and Bill Seaberg -- were NCAA runners-up, dropping an 83-71 decision to No. 1-ranked San Francisco. Iowa lost its Big Ten opener before winning 13 consecutive games to take a second straight conference title. Cain was a first team All-American and Logan led the team in scoring and rebounding.

Carl Cain	Sr.	Freeport, Ill.
Carter Crookham	Jr.	Oskaloosa, Iowa
Bob George	Sr.	Deerfield, Ill.
Les Hawthorne	Sr.	Saybrook, Ill.
Bill Logan	Sr.	Keokuk, Iowa
Augie Martel	Jr.	Moline, Ill.
Jim McConnell	So.	Des Moines, Iowa
Norman Paul	So.	Clarence, Iowa
Tom Payne	So.	Quincy, Ill.
Gene Pitts	So.	Chicago, Ill.
Milton Scheuerman	Sr.	Rock Island, Ill.
Bill Schoof	Sr.	Homewood, Ill.
Greg Schroeder	So.	Muscatine, Ill.
Bill Seaberg	Sr.	Moline, Ill.
Frank Sebolt	Jr.	Davenport, Iowa

Head Coach: Frank 'Bucky' O'Connor

1979-80 (23-10 OVERALL, 10-8 BIG TEN)

This Iowa squad did not win the Big Ten title, but the 1979-80 Hawkeyes recovered from a rash of midseason injuries to become the third Iowa team to reach the NCAA Final Four. All-American Ronnie Lester averaged 14.7 points per game, despite missing 16 games with a knee injury.

Mike Arens	Sr.	Chicago, Ill. (Highland Park)
Kenny Arnold	So.	Chicago, Ill. (Calumet)
Greg Boyle	Jr.	Mundelein, Ill. (Mundelein)
Kevin Boyle	So.	Chicago, Ill. (St. Laurence)
Vince Brookins	Jr.	Cleveland, Ohio (Collinwood)
Jon Darsee	So.	West Des Moines, Iowa (Valley)
Mark Gannon	Fr.	Iowa City, Iowa (Regina)
Bob Hansen	Fr.	Des Moines, Iowa (Dowling)
Mike Heller	Fr.	St. Paul, Minn. (St. Thomas)
Mike Henry	Jr.	Elgin, Ill. (Larkin)
Steve Krafcsin	Jr.	Chicago, Ill. (St. Laurence)
Ronnie Lester	Sr.	Chicago, Ill. (Dunbar)
Randy Norton	So.	Iowa City, Iowa (Regina)
Steve Waite	Jr.	Iowa City, Iowa (West)

Head Coach: Lute Olson

Assistant Coach: Jim Rosborough

Assistant Coach: Tony McAndrews

Assistant Coach: Ken Burmeister


1922-23 (13-2 OVERALL, 11-1 BIG TEN)

The 1922-23 team won the school's first-ever Big Ten title, with 11 victories in 12 league contests. A 23-21 loss at Indiana in the regular-season finale allowed Wisconsin (whom the Hawkeyes did not play) to tie for the title. Hector Janse became the first Hawkeye sophomore to make the All-Western Conference Team.

Paul Barton
Robert Burgitt
Clarence Duhm
Wayland Hicks
Jack Funk
Hector Janse
James Laude
Richard McGovney
Ed Voltmer
Bill Swenson

Head Coach: Sam Barry

1925-26 (12-5 OVERALL, 8-4 BIG TEN)

Coach Sam Barry took a Hawkeye squad that was picked for last in the Big Ten and guided it to a four-way share of the league title. After a 2-4 start, the Big Ten's top defensive team (21.4 point average) won a then-conference record six straight games. Captain Charles McConnell was an all-league selection.

Amstrong
Gamble
Pops Harrison
Ralph Hogan
Keel
Fred Lawson
Charles McConnell
Harold Miller
Gordon Phillips
Smith
Swenson
George VanDeusen

Head Coach: Sam Barry

1944-45 (17-1 OVERALL, 11-1 BIG TEN)

Iowa's 1944-45 squad, under the direction of Pops Harrison, won the school's first outright conference basketball championship. Brothers Herb and Clayton Wilkinson were first team all-conference selections. Herb Wilkinson and Dick Ives (the top scorer at 12.1 per game) combined to make five All-America teams.

Robert Beckham	Fr.	Sperry, Iowa
LaVerne Bruns	Fr.	Denver, Iowa
Leo Cabalka	So.	Cedar Rapids, Iowa
Robert Cole	Jr.	Galesburg, Ill.
Richard Culberson	Jr.	Iowa City, Iowa
James Graham	Fr.	Springville, Iowa
Richard Ives	So.	Diagonal, Iowa
Edwin Marsh	Fr.	Cedar Falls, Iowa
Robert Marshall	Jr.	Atlantic, Iowa
Allen McCord	So.	Davenport, Iowa
Russell McLoughlin	Fr.	Audobon, Iowa
Robert Miller	Fr.	Mason City, Iowa
Bud Paulsen	Fr.	Bennett, Iowa
Ned Postels	Jr.	Mankato, Minn.
Sherwin Sankey	Fr.	Ute, Iowa
Donald Schnepf	Jr.	Alvord, Iowa
Clinton Schryver	Fr.	Laurens, Iowa
Robert Schulze	Fr.	Davenport, Iowa
Dean Selken	Fr.	Vinton, Iowa
Jack Spencer	So.	Davenport, Iowa
Stanley Straatsma	Fr.	Sioux Center, Iowa
Robert Swisher	Fr.	Leon, Iowa

Head Coach: Lawrence 'Pops' Harrison

1954-55 (19-7 OVERALL, 11-3 BIG TEN)

This year's team won the Big Ten Championship and was Iowa's first NCAA Tournament squad that won an outright conference title (11-3) before finishing fourth in the national tournament. Coach Bucky O'Connor's team became the first in Iowa history to average more than 80 points per game. Bill Logan led the Hawkeyes in scoring (15.9) and rebounding (11.0).

Henry Berry	Jr.	Chicago, Ill.
Carl Cain	Jr.	Freeport, Ill.
Tom Choules	Jr.	Idaho Falls, Idaho
Carter Crookham	So.	Oskaloosa, Iowa
McKinley Davis	Sr.	Freeport, Ill.
Douglas Duncan	Sr.	Salt Lake City, Utah
Robert George	Jr.	Deerfield, Ill.
Lester Hawthorne	Jr.	Saybrook, Ill.
Roy Johnson	Jr.	Homewood, Ill.
John Liston	So.	Knoxville, Ill.
William Logan	Jr.	Keokuk, Iowa
Augie Martel	So.	Moline, Ill.
Jerry Reichow	Jr.	Decorah, Iowa
Jerry Ridley	Sr.	Riverside, Ill.
Richard Ritter	Jr.	Grinnell, Iowa
Milton Scheuerman	Jr.	Rock Island, Ill.
William Schoof	Jr.	Homewood, Ill.
William Seaberg	Jr.	Moline, Ill.
Frank Sebolt	So.	Davenport, Iowa

Head Coach: Frank 'Bucky' O'Connor

**1955-56 (20-6 OVERALL, 13-1 BIG TEN)**

The "Fabulous Five" -- Carl Cain, Bill Logan, Sharm Scheuerman, Bill Schoof and Bill Seaberg -- were NCAA runners-up, dropping an 83-71 decision to No. 1-ranked San Francisco. Iowa lost its Big Ten opener before winning 13 consecutive games to take a second straight conference title. Cain was a first team All-American and Logan led the team in scoring and rebounding.

Carl Cain	Sr.	Freeport, Ill.
Carter Crookham	Jr.	Oskaloosa, Iowa
Bob George	Sr.	Deerfield, Ill.
Les Hawthorne	Sr.	Saybrook, Ill.
Bill Logan	Sr.	Keokuk, Iowa
Augie Martel	Jr.	Moline, Ill.
Jim McConnell	So.	Des Moines, Iowa
Norman Paul	So.	Clarence, Iowa
Tom Payne	So.	Quincy, Ill.
Gene Pitts	So.	Chicago, Ill.
Milton Scheuerman	Sr.	Rock Island, Ill.
Bill Schoof	Sr.	Homewood, Ill.
Greg Schroeder	So.	Muscatine, Ill.
Bill Seaberg	Sr.	Moline, Ill.
Frank Sebolt	Jr.	Davenport, Iowa

Head Coach: Frank 'Bucky' O'Connor

1967-68 (16-9 OVERALL, 10-4 BIG TEN)

The 1967-68 team shared the Big Ten title with Ohio State after winning six of its first eight league battles. Coach Ralph Miller's team led the Big Ten race before dropping its final conference game to Michigan (72-71). All-American Sam Williams (25.3 points and 10.3 rebounds per game) was named Big Ten Most Valuable Player.

Dick Agnew	Jr.	San Bernardino, Calif.
Frank Nelson	So.	Sioux City East, Iowa
Huston Breedlove	Sr.	Akron, Ohio
Chad Calabria	So.	Aliquippa, Pa.
Jim Hodge	So.	Danvers, Ill.
Dick Jensen	So.	Madrid, Iowa
Ron Norman	Sr.	Freeport, Ill.
Rolly McGrath	Sr.	Topeka, Kan.
Chris Philips	So.	Sac City, Iowa
Tom Schulze	So.	Des Moines, Iowa
Glenn Vidnovic	So.	McKeesport, Pa.
Dave White	Jr.	Arlington Heights, Ill.
Sam Williams	Sr.	Detroit, Mich.

Head Coach: Ralph Miller

Assistant Coach: Dick Schultz

Assistant Coach: Lanny Van Eman

1969-70 (20-5 OVERALL, 14-0 BIG TEN)

The Iowa "Six Pack" ran its way to a perfect 14-0 league mark and set many scoring records. The 1969-70 Hawkeyes, who won 17 of their last 18 games, are still the highest scoring team in Big Ten history (102.9 points per game). Iowa eclipsed the century mark 12 times. Four players averaged over 17 points, led by John Johnson (27.6).

Fred Brown	Jr.	Milwaukee, Wis.
Chad Calabria	Sr.	Aliquippa, Pa.
George Conway	Jr.	Miami, Fla.
Ken Grabinski	So.	Clear Lake, Iowa
Omar Hazley	Jr.	Kansas City, Mo.
Jim Hodge	Sr.	Danvers, Ill.
Tom Hover	So.	Aurora, Ill.
Dick Jensen	Sr.	Madrid, Iowa
John Johnson	Sr.	Milwaukee, Wis.
Gary Lusk	So.	Madison, Ill.
Ben McGilmer	Sr.	Detroit, Mich.
Tom Miller	Jr.	Lawrence, Kan.
Joe Miranda	Jr.	Miami, Fla.
Lynn Rowat	So.	Des Moines, Iowa
Tom Schulze	Sr.	Des Moines, Iowa
Glenn Vidnovic	Sr.	McKeesport, Pa.

Head Coach: Ralph Miller

Assistant Coach: Dick Schultz

Assistant Coach: Lanny Van Eman

1978-79 (20-8 OVERALL, 13-5 BIG TEN)

Lute Olson's lone Big Ten championship squad tied for the title with Purdue and NCAA champion Michigan State. Ronnie Lester, the leading scorer (18.7 points per game), was All-Big Ten and All-American. The 20 wins tied an Iowa season record and the 13 league victories still rank second in Hawkeye history.

Kenny Arnold	Fr.	Chicago, Ill. (Calumet)
Greg Boyle	So.	Mundelein, Ill. (Mundelein)
Kevin Boyle	Fr.	Chicago, Ill. (St. Laurence)
Vincent Brookins	So.	Cleveland, Ohio (Collinwood)
Clay Hargrave	Sr.	Iowa City, Iowa (City)
Mike Henry	So.	Elgin, Ill. (Larkin)
Steve Krafcsin	So.	Chicago, Ill. (St. Laurence)
Ronnie Lester	Jr.	Chicago, Ill. (Dunbar)
William Mayfield	Sr.	Detroit, Mich. (Cass Tech)
Tom Norman	Sr.	Freeport, Ill. (Freeport)
Randy Norton	Fr.	Iowa City, Iowa (Regina)
Dick Peth	Sr.	Tomah, Wis. (Tomah)
Kirk Speraw	Sr.	Sioux City, Iowa (North)
Steve Waite	So.	Iowa City, Iowa (West)

Head Coach: Lute Olson

Assistant Coach: Jim Rosborough

Assistant Coach: Tony McAndrews

Assistant Coach: Johnnie Butler

**2000-01 (23-12 OVERALL, 7-9 BIG TEN)**

Steve Alford's second Iowa team won four games in four days to claim the 2001 Big Ten Tournament championship at the United Center in Chicago. Reggie Evans was named Most Outstanding Player after averaging 16 points and 12.8 rebounds. Freshman Brody Boyd led Iowa with 22 points in the 63-61 championship game win over Indiana. Evans earned honorable mention All-American honors after leading the nation in rebounding, free throws, free throw attempts, scoring, rebounding and double-doubles.

Brody Boyd	Fr.	Dugger, Ind. (Union)
Reggie Evans	Jr.	Pensacola, Fla. (Coffeyville, Kan., CC)
Joe Fermino	Sr.	Hyde Park, Mass. (Barton County CC)
Duez Henderson	Jr.	Detroit, Mich. (River Lounge)
Ryan Hogan	Jr.	Deerfield, Ill. (Deerfield (Kentucky))
Dean Oliver	Sr.	Mason City, Iowa (Mason City)
Luke Recker	Jr.	Auburn, Ind. (DeKalb (Arizona))
Jared Reiner	Fr.	Tripp, S.D. (Tripp-Delmont)
Cortney Scott	Fr.	Jackson, Mich. (Lansing Waverly)
Jason Smith	Sr.	Bettendorf, Iowa (Bettendorf)
Sean Sonderleiter	Fr.	Des Moines, Iowa (Christian)
Rod Thompson	Jr.	Galesburg, Ill. (Galesburg)
Glen Worley	Fr.	Iowa City, Iowa (West)

Head Coach: Steve Alford**Assistant Coach:** Sam Alford**Assistant Coach:** Rich Walker**Assistant Coach:** Greg Lansing**2005-06 (25-9, 11-5 BIG TEN)**

Iowa's senior dominated team posted a 17-0 record in Carver-Hawkeye Arena and won the 2006 Big Ten Conference Tournament in Indianapolis. The 25 wins marked the second-highest number in school history as the Hawkeyes posted a sixth consecutive winning season under Coach Steve Alford. The Hawkeyes tied for second during the regular season, one game behind Ohio State, before defeating the Buckeyes in the title game of the post-season tournament. Senior guard Jeff Horner was named MVP of the Big Ten Tournament, while senior forward Greg Brunner was named to the all-tournament team.

J.R. Angle	So.	Franklin, Ind. (Indian Creek)
Dan Bohall	Fr.	Sioux City, Iowa (East)
Greg Brunner	Sr.	Charles City, Iowa (Charles City)
Tony Freeman	Fr.	Maywood, Ill. (St. Joseph's)
Seth Gorney	So.	Vandalia, Ohio (Butler)
Adam Haluska	Jr.	Carroll, Iowa (Carroll)
Erek Hansen	Sr.	Bedford, Texas (Kirkwood, Iowa, CC)
Mike Henderson	Jr.	Waterloo, Iowa (East)
Jeff Horner	Sr.	Mason City, Iowa (Mason City)
Ryan Kennedy	Jr.	Des Moines, Iowa (Roosevelt)
Kurt Looby	Jr.	St. John's, Antigua (Tyler, Texas, CC)
Carlton Reed	So.	Waterloo, Iowa (East)
Doug Thomas	Sr.	Pasadena, Calif. (Southeastern, Iowa, CC)
Alex Thompson	So.	Ames, Iowa (Ames)
Brett Wessels	Fr.	Bettendorf, Iowa (Bettendorf)
Justin Wieck	Sr.	North Liberty, Iowa (Kirkwood, Iowa, CC)

Head Coach: Steve Alford**Associate Head Coach:** Craig Neal**Assistant Coach:** Greg Lansing**Assistant Coach:** Brian Jones**2021-22 (26-10, 12-8 BIG TEN)**

Iowa's senior dominated team posted a 17-0 record in Carver-Hawkeye Arena and won the 2006 Big Ten Conference Tournament in Indianapolis. The 25 wins marked the second-highest number in school history as the Hawkeyes posted a sixth consecutive winning season under Coach Steve Alford. The Hawkeyes tied for second during the regular season, one game behind Ohio State, before defeating the Buckeyes in the title game of the post-season tournament. Senior guard Jeff Horner was named MVP of the Big Ten Tournament, while senior forward Greg Brunner was named to the all-tournament team.

Austin Ash	RS-Sr.	Cedar Rapids, Iowa (Mount Vernon)
Jordan Bohannon	6th Yr.	Marion, Iowa (Linn-Mar)
Carter Kingsbury	Fr.	Ponca, Neb. (Brewster Academy)
Luc Laketa	Fr.	Concord, Mich. (Winchendon School)
Connor McCaffery	RS-Sr.	Iowa City, Iowa (West)
Patrick McCaffery	RS-So.	Iowa City, Iowa (West)
Riley Mulvey	Fr.	Rotterdam, N.Y. (St. Thomas More)
Keegan Murray	So.	Cedar Rapids, Iowa (Prairie/DME Academy)
Kris Murray	So.	Cedar Rapids, Iowa (Prairie/DME Academy)
Josh Ogundele	So.	London, England (Worcester Academy)
Tony Perkins	So.	Indianapolis, Ind. (Lawrence North)
Filip Rebraca	Sr.	Sombor, Serbia (Univ. of North Dakota)
Payton Sandfort	Fr.	Waukee, Iowa (Waukee)
Joe Toussaint	Jr.	Bronx, N.Y. (Cardinal Hayes)
Ahron Ulis	So.	Chicago, Ill. (Marion Catholic)

Head Coach: Fran McCaffery**Assistant Coach:** Kirk Speraw**Assistant Coach:** Sherman Dillard**Assistant Coach:** Billy Taylor



Former All-American Don Nelson and head coach George Raveling were inducted into the Naismith Hall of Fame in 2012 and 2015, respectively.

While at Iowa (1983-86), Raveling guided the Hawkeyes to back-to-back 20-win seasons and a pair of NCAA Tournament appearances. Raveling is not only known for making history by breaking down racial barriers as a coach, but also was a part of history when in 1963 he received the original copy of the Martin Luther King Jr., “I Have a Dream” speech.

Nelson held the record for most wins (1,335) by an NBA coach for 12 seasons (surpassed by Gregg Popovich in 2022) and is one of only two coaches to be named NBA Coach of the Year three times (1983, 1985, 1992). He spent over 40 years of his life as a player, coach and general manager. He led teams to 18 playoff appearances where he amassed 75 playoff wins

and is one of only two NBA coaches to win 250 games with three different teams. He also coached Dream Team II to a gold medal in the 1994 World Championships. Nelson, who was named in 1996 as one of the NBA’s 10 Best Coaches of all time, is the only coach with 1,000+ wins and multiple NBA championships as a player, where he won five titles with the Boston Celtics (1966, 1968, 1969, 1974 and 1976).

As a Hawkeye, Nelson led the Hawkeyes to 45 victories between 1959-62. He left Iowa after the 1962 season with 1,522 points, averaging 21.2 points per game in 72 career games, which currently ranks fourth best for scoring average in the Iowa record books.

Photo Credit: Bob Blanchard, Naismith Memorial Basketball Hall of Fame and Richard Orr.



**NATIONAL PLAYER OF THE YEAR**

2020	Luka Garza (TSN, Basketball Times, ESPN, FOX, Stadium, BR)
2021	Luka Garza (Wooden, Naismith, AP, Oscar Robertson, NABC, Lute Olson, TSN, Basketball Times) -- <i>consensus</i>

NATIONAL COACH OF THE YEAR

1980	Lute Olson (NABC and Sporting News)
1987	Tom Davis (AP)

CONSENSUS ALL-AMERICANS**FIRST TEAM**

Murray Wier, 1948
 Chuck Darling, 1952
 Luka Garza, 2020
 Luka Garza, 2021
 Keegan Murray, 2022

SECOND TEAM

Dick Ives, 1945
 Herb Wilkinson, 1945
 Jarrod Uthoff, 2016

ALL-AMERICANS

1934	Ben Selzer	CT (2nd), LD (2nd)
1944	Dave Danner	TSN (2nd)
	Dick Ives	CT (3rd), Pic (3rd)
1945	Dick Ives	Arg (1st), CT (2nd)
	Herb Wilkinson	Helms (1st), TSN (2nd), Arg (3rd)
1946	Herb Wilkinson	Helms (2nd), TSN (2nd)
	Dick Ives	True (3rd)
1947	Herb Wilkinson	Helms (2nd)
1948	Murray Wier	AP (1st), Helms (1st), SW (1st), RB (1st), True (2nd), CT (3rd)
1952	Chuck Darling	AP (1st), Col (1st), Helms (1st), INS (1st), Look (1st), UP (1st), Ath (2nd), CT (2nd)
	Bob Clifton	Look (3rd)
1955	Bill Seaberg	Helms (3rd)

1956	Carl Cain	CT (1st)
	Bill Logan	CT (2nd), Helms (2nd)
1961	Don Nelson	CT (2nd)
1962	Don Nelson	CT (2nd), AP (3rd), Helms (3rd), UP (3rd)
1967	Sam Williams	Helms (2nd)
1968	Sam Williams	Helms (1st), CT (2nd), AP (3rd)
1970	John Johnson	BN (1st), Helms (1st), Con (2nd), AP (3rd), UPI (3rd)
1971	Fred Brown	BN (1st), BW (1st), Helms (1st), Con (2nd), TSN (2nd), AP (3rd)
1973	Kevin Kunnert	Helms (1st)
1979	Ronnie Lester	CF (1st), AP (2nd), NABC (3rd), UPI (3rd)
1980	Ronnie Lester	CF (1st), TSN (2nd)
1997	Andre Woolridge	BT (1st), AP (3rd)
2006	Jeff Horner	AP (HM)
2007	Adam Haluska	AP (HM)
2016	Jarrod Uthoff	TSN (2nd), USBWA (2nd), NABC (3rd), USA (3rd), Scout (3rd), AP (3rd), SI (HM)
2017	Peter Jok	AP (HM)
2020	Luka Garza	AP (1st), USBWA (1st), NABC (1st), TSN (1st), FOX (1st), ESPN (1st), CBS (1st)
2021	Luka Garza	AP (1st), USBWA (1st), NABC (1st), TSN (1st), SI (1st), CBS (1st), ESPN (1st)
2022	Keegan Murray	AP (1st), USBWA (1st), NABC (2nd), TSN (1st), SI (1st), CBS (1st), ESPN (1st)

Key to Abbreviations

AP -- Associated Press; **Arg** -- Argosy; **Ath** -- Athletic Publications;
BN -- Basketball News; **BR** -- Bleacher Report; **BT** -- Basketball Times; **BW** -- Basketball Weekly; **CBS** -- CBS Sports; **CF** -- Citizens Foundation; **Col** -- Colliers;
Con -- Converse; **CT** -- Converse-Taylor; **ESPN** -- ESPN; **FOX** -- FOX Sports; **Helms** -- Helms Foundation; **INS** -- International News Service; **LD** -- Literary Digest;
Look -- Look Magazine; **NABC** -- National Association of Basketball Coaches;
Pic -- Pic Magazine; **RB** -- Radio Broadcasters; **Scout** -- Scout.com; **SI** -- Sports Illustrated; **SW** -- Sports Week; **True** -- True Magazine; **TSN** -- The Sporting News; **UP** -- United Press; **UPI** -- United Press International; **USA** -- USA Today


ACADEMIC ALL-AMERICAN OF THE YEAR

2007	Adam Haluska
2016	Jarrood Uthoff

ACADEMIC ALL-AMERICA

1996	Jess Settles, second team
2001	Luke Recker, third team
2002	Luke Recker, third team
2006	Greg Brunner, third team
	Adam Haluska, third team
2007	Adam Haluska, first team
2015	Mike Gesell, third team
2016	Jarrood Uthoff, first team
	Mike Gesell, second team

ACADEMIC ALL-BIG TEN

1968	Rolly McGrath
1969	Chad Calabria
1971	Ken Grabinski
	Gary Lusk
1972	Neil Fegebank
1976	Scott Thompson
	Cal Wulfsberg
1977	Cal Wulfsberg
1979	Steve Waite
1980	Steve Waite
1981	Steve Waite
1990	Brig Tubbs
1991	Brig Tubbs
1992	Jim O'Connor
1994	Nate Koch

ACADEMIC ALL-BIG TEN (CONTINUED)

1995	Nate Koch	2011	Eric May
	Jess Settles		T.J. Sayre
1996	Jess Settles	2012	Matt Gatens
1997	Jason Bauer		Eric May
1998	Jason Bauer		Branden Stubbs
	Ryan Luehrsmann	2013	Eric May
	Scott Rabenold		Christopher Rickert
	Jess Settles	2014	Mike Gesell
1999	Jason Bauer		Jarrood Uthoff
	Josiah Bilskemper		Adam Woodbury
	Jess Settles	2015	Mike Gesell
	B.J. Terrones		Jarrood Uthoff
	Jason Smith		Adam Woodbury
	Bryce Peterson	2016	Nicholas Baer
2000	Kyle Galloway		Mike Gesell
	Jason Smith		Jarrood Uthoff
2001	Kyle Galloway		Adam Woodbury
	Luke Recker	2017	Nicholas Baer
	Jason Smith	2018	Nicholas Baer
2002	Luke Recker		Brady Ellingson
	Jared Reiner	2019	Austin Ash
2003	Jared Reiner		Michael Baer
2004	Greg Brunner		Nicholas Baer
	Jared Reiner		Connor McCaffery
	Kurt Spurgeon		Jack Nunge
2005	Greg Brunner	2020	Michael Baer
	Adam Haluska		Connor McCaffery
2006	Greg Brunner		Jack Nunge
	Adam Haluska		Joe Wieskamp
	Jeff Horner	2021	Michael Baer
2007	Justin Wieck		Connor McCaffery
	Adam Haluska		Jack Nunge
	Brett Wessels		Joe Wieskamp
2009	Jeff Peterson		Connor McCaffery
2010	Devan Bawinkel	2022	Keegan Murray



In 2016, Jarrod Uthoff became the first Iowa men's basketball player to achieve All-America and Academic All-America honors in the same season.


CHICAGO TRIBUNE TROPHY -- BIG TEN MOST VALUABLE PLAYER

1948	Murray Wier
1952	Chuck Darling
1968	Sam Williams

BIG TEN PLAYER OF THE YEAR

2020	Luka Garza
2021	Luka Garza

FIRST TEAM

1939	Ben Stephens
1942	Milt Kuhl
1944	Dave Danner
1945	Herb Wilkinson
	Clayton Wilkinson
1946	Herb Wilkinson
1947	Herb Wilkinson
1948	Murray Wier
1952	Charles Darling
1955	Bill Logan
1956	Bill Logan
	Carl Cain
1959	Dave Gunther
1961	Don Nelson
1962	Don Nelson
1967	Sam Williams
1968	Sam Williams
1970	John Johnson
1971	Fred Brown
1978	Ronnie Lester
1979	Ronnie Lester
1981	Kevin Boyle
1985	Greg Stokes
1989	Ed Horton
1992	Acie Earl
1996	Jess Settles
	Andre Woolridge
1997	Andre Woolridge
2006	Greg Brunner
2007	Adam Haluska
2014	Devyn Marble, cm
2015	Aaron White, cm
2016	Jarrold Uthoff, cm
2017	Peter Jok, cm
2020	Luka Garza, cm
2021	Luka Garza, cm
2022	Keegan Murray, cm

SECOND TEAM

1950	Frank Calsbeek
1951	Frank Calsbeek
	Chuck Darling
1952	Bob Clifton
1953	McKinley Davis
1954	Carl Cain
1955	Carl Cain
	Bill Logan
	Bill Seaberg
	Milt Scheuerman
1956	Bill Seaberg
1958	Dave Gunther
1965	Chris Pervall
1966	George Peeples
1968	Chad Calabria
1970	Fred Brown
	Glenn Vidnovic
1972	Rick Williams
	Kevin Kunnert
1973	Kevin Kunnert
1974	Candy LaPrince
1976	Scott Thompson, cm
1977	Bruce King, cm
1978	Ron Lester, m
1980	Kevin Boyle, cm
1982	Michael Payne, cm
1983	Greg Stokes, cm
1984	Greg Stokes, cm
1987	Roy Marble, cm
1988	Roy Marble, c
1988	B.J. Armstrong, cm
1989	B.J. Armstrong, cm
1991	Acie Earl, m
1993	Acie Earl, cm
1994	James Winters, c
1995	Chris Kingsbury, m
1998	Ryan Bowen, cm
2001	Reggie Evans, cm
2002	Reggie Evans, cm
2005	Greg Brunner, cm
2012	Matt Gatens, m
2016	Peter Jok, cm
2019	Tyler Cook, m
2021	Joe Wieskamp, cm

THIRD TEAM

1963	Dave Roach
1964	Jimmy Rodgers
1965	George Peeples
1966	Chris Pervall
1976	Dan Frost, c
1976	Bruce King, c
1980	Steve Kraficisin, c
1981	Vince Brookins, c
1982	Kevin Boyle, c
	Kenny Arnold, c
1983	Bob Hansen, c
1984	Steve Carfino, c
1986	Gerry Wright, c
1987	Brad Lohaus, c
1989	Roy Marble, c
1990	Les Jepsen, cm
1991	Acie Earl, c
1993	Val Barnes, cm
1994	James Winters, m
	Jess Settles, m
1995	Jess Settles, cm
	Andre Woolridge, m
1996	Russ Millard, cm
1997	Ryan Bowen, m
1999	Dean Oliver, cm
2000	Dean Oliver, c
2001	Dean Oliver, cm
2002	Luke Recker, cm
2003	Chauncey Leslie, m
2004	Jeff Horner, cm
	Pierre Pierce, cm
2006	Adam Haluska, c
	Jeff Horner, cm
2007	Tyler Smith, cm
2008	Tony Freeman, c
2012	Matt Gatens, c
2013	Aaron White, m
	Devyn Marble, c
2014	Aaron White, cm
2015	Jarrold Uthoff, c
2019	Tyler Cook, c
	Jordan Bohannon, c
2020	Joe Wieskamp, cm

KEY TO VOTING

1948-1954	Second Team only chosen by conference coaches
1954-1956	Second Team only chosen by media
1957	Second and Third Team chosen by media
1958-1961	Second Team only chosen by media
1962-1966	Second and Third Team chosen by media
1967-1973	Second Team only chosen by media
1974	Second & Third Team (UPI only) chosen by media
1975-1976	UPI-Coaches Selected Second and Third Teams – c
	AP selected a Second Team only – m
1977-1979	UPI-Coaches selected a Second Team only – c
	AP selected a Second Team only – m
1980-1989	UPI-Coaches selected second and third teams – c
	AP selected a Second Team only – m
1990-present	Coaches selected second and third teams – c
	Media selected second and third teams – m

BIG TEN COACH OF THE YEAR

1979	Lute Olson
1987	Tom Davis

BIG TEN PLAYER OF THE YEAR

1968	Sam Williams
2020	Luka Garza
2021	Luka Garza

BIG TEN DEFENSIVE PLAYER OF THE YEAR

1992	Acie Earl
2006	Erek Hansen

BIG TEN SIXTH MAN OF THE YEAR

2006	Doug Thomas
2015	Gabriel Olaseni
2017	Nicholas Baer

BIG TEN FRESHMAN OF THE YEAR

1994	Jess Settles
------	--------------

BIG TEN ALL-DEFENSIVE TEAM

2006	Erek Hansen
2016	Jarrold Uthoff

BIG TEN ALL-FRESHMAN TEAM

2007	Tyler Smith
2009	Matt Gatens
2010	Eric May
2011	Melsahn Basabe
2012	Aaron White
2017	Jordan Bohannon, Tyler Cook
2019	Joe Wieskamp
2020	CJ Fredrick

MOST OUTSTANDING PLAYER, BIG TEN TOURNAMENT

2001	Reggie Evans
2006	Jeff Horner
2022	Keegan Murray

ALL-TOURNAMENT TEAM, BIG TEN TOURNAMENT

2001	Reggie Evans (Most Outstanding Player)
2002	Luke Recker
	Reggie Evans
2006	Greg Brunner
	Jeff Horner (Most Outstanding Player)
2021	Luka Garza
2022	Keegan Murray (Most Outstanding Player)
	Jordan Bohannon



MOST VALUABLE PLAYERS

1946	Herb Wilkinson	1987	Kevin Gamble
1947	Murray Wier		Roy Marble
1948	Murray Wier	1988	B.J. Armstrong
1949	Charlie Mason		Bill Jones
1950	Frank Calsbeek		Roy Marble
1951	Frank Calsbeek	1989	B.J. Armstrong
1952	Charles Darling		Ed Horton
1953	Herb Thompson		Roy Marble
1954	Carl Cain	1990	Les Jepsen
1955	Bill Seaberg	1991	Acie Earl
1956	Carl Cain		James Moses
1957	Dave Gunther	1992	Acie Earl
1958	Dave Gunther	1993	Acie Earl
1959	Dave Gunther	1994	James Winters
1960	Don Nelson	1995	Jess Settles
1961	Don Nelson		Andre Woolridge
1962	Don Nelson	1996	Russ Millard
1963	Jerry Messick		Jess Settles
1964	Jimmy Rodgers		Andre Woolridge
1965	Jimmy Rodgers	1997	Andre Woolridge
1966	Dennis Pauling	1998	Ryan Bowen
1967	Gerry Jones	1999	Kent McCausland
1968	Sam Williams		Dean Oliver
1969	John Johnson		Jess Settles
1970	John Johnson	2000	Jake Jaacks
1971	Fred Brown		Dean Oliver
1972	Kevin Kunnert	2001	Reggie Evans
	Rick Williams		Dean Oliver
1973	Kevin Kunnert	2002	Reggie Evans
1974	Candy LaPrince		Luke Recker
1975	Dan Frost	2003	Chauncey Leslie
1976	Scott Thompson	2004	Jeff Horner
1977	Bruce King		Pierre Pierce
1978	Ronnie Lester	2005	Greg Brunner
1979	Ronnie Lester		Jeff Horner
1980	Ronnie Lester	2006	Greg Brunner
1981	Vince Brookins		Erek Hansen
1982	Kevin Boyle		Jeff Horner
1983	Bob Hansen	2007	Adam Haluska
1984	Steve Carfino		
1985	Greg Stokes	* -- Iowa stopped designating an MVP following the 2007 season.	
	Michael Payne		
1986	Andre Banks		

RETIRED NUMBERS & JERSEY

10 B.J. ARMSTRONG (JERSEY)

B.J. Armstrong's jersey was retired in 1992. Graduated as Iowa's career assist leader (currently fourth), Armstrong ranks fifth in career scoring and was a two-time Hawkeye MVP. A first round draft choice of the Chicago Bulls in 1989, Armstrong played a vital role in Chicago's NBA titles in 1991 and 1992. He moved into Chicago's starting line-up in 1993 as the Bulls won their third straight NBA title. Armstrong concluded his NBA career with Chicago in 1999-00.

12 RONNIE LESTER

Lester is Iowa's seventh all-time leading scorer with 1,675 points. He started 3 1/2 seasons before a knee injury shortened his senior season. He was the Hawkeyes' MVP three times, an All-Big Ten selection twice and an All-American in 1979-1980. Lester played in the NBA for Chicago and Los Angeles. Lester won a World Championship with the Los Angeles Lakers in 1985 and served as vice-president of the Laker organization.

17 MURRAY WIER (JERSEY)

Wier was a four-year starter from 1945-48. He help Iowa to a Big Ten championship as a freshman in 1945. As a senior, Wier became the first officially recognized Division I NCAA scoring leader and Iowa's first-ever consensus first-team All-American, averaging 21 points per game. He set a then-Big Ten record of 272 points in conference play, earning first-team all-league and team Most Valuable Player accolades in 1948.

21 CARL CAIN

Cain was a 1956 first team All-American and All-Big Ten for the Hawkeyes' national runners-up. A 1956 Olympian, Cain was forced into a reserve role for the United States because of a back injury. He was a two-time Iowa MVP and finished his career with 1,054 points.

22 BILL SEABERG

Seaberg was a starting guard on the "Fabulous Five" team that ended up as the NCAA runner-up in 1956. He was third team All-America by Helms and the Hawkeyes' MVP in 1955, when he averaged 13 points.

23 ROY MARBLE (JERSEY)

Marble scored 2,116 points to become the first Iowa player to score 2,000 points. He also recorded 668 career rebounds and 281 assists as the Hawkeyes won 97 games during his career. Iowa earned four straight NCAA Tournament appearances, including an Elite Eight appearance in 1987 and a trip to the Sweet 16 in 1988. Marble shared team Most Valuable Player honors from 1987-89. Along with being Iowa's career scoring leader for 31 years, Marble currently ranks second in program annals in field goals made (787), field goal attempts (1,459) and free throws made (516); third in free throw attempts (707); and fourth in career steals (183). He led the team in scoring in 1986, 1987, and 1989.

27 CHUCK DARLING

Darling earned first-team All-America distinction and was awarded the Chicago Tribune Silver Trophy as a senior in 1952. A two-time all-conference selection, Darling led the Hawkeyes to second (1952) and third place (1951) Big Ten finishes as an upperclassman. He led the Hawkeyes in scoring in back-to-back seasons in 1951 (16.3 ppg) and 1952 (25.5 ppg), including leading the Big Ten in points per game as a senior. His 25.5 points per game average is the third highest scoring average in program history behind John Johnson (27.9 ppg in 1970) and Fred Brown (27.6 ppg in 1971). He averaged a staggering 17.6 rebounds in 22 games as a junior, a season average that is tops in school history.

31 BILL LOGAN

Logan, a member of the Hawkeyes' 1,000-point Club, topped the squad in scoring three times. A two-time All-Big Ten selection, Logan was second team All-America in 1956 according to Helms and Converse-Taylor. He helped Iowa to a second place Big Ten finish as a sophomore and consecutive Final Four appearances his last two seasons.

33 BILL SCHOOF

Schoof played forward on the "Fabulous Five" team and scored 6.3 points per game. A three-year letterman, Schoof was a starter on Iowa's 1955 and 1956 Final Four teams. In those two seasons he helped the Hawkeyes to a record of 39-13.

40 CHRIS STREET

Chris Street's number was retired following his untimely death in 1993. Street died in an auto accident 15 games into his junior season. A fixture in Iowa's starting line-up since midway through his freshman season, Street was averaging 14.5 points and 9.5 rebounds per contest through 15 games and had recently earned MVP honors at the San Juan Shootout. He established an Iowa record by making 34 consecutive free throws.

41 GREG STOKES


Stokes, a three-year starter in the pivot, is the school's fourth all-time career scorer (1,768 points). He owns the school record for field goal percentage in a game (1.000, 11 of 11). After an All-Big Ten senior season (19.9 scoring norm), Stokes was selected in the 1985 NBA Draft by Philadelphia.

46 SHARM SCHEUERMAN

Scheuerman made his mark at Iowa as an athlete and coach. He started on the "Fabulous Five" basketball team and lettered three times in basketball and baseball. After graduation in 1956, Scheuerman returned to coach his alma mater in 1959. His 1961 squad finished 18-6.

55 LUKA GARZA

Luka Garza is Iowa's only two-time Big Ten Player of the Year (2020 & 2021) and only consensus National Player of the Year (2021). Iowa's all-time leading scorer was also a two-time consensus first-team All-American, first-team All-Big Ten, and Kareem Abdul-Jabbar and Pete Newell award winner. Garza is the only Big Ten men's basketball player to amass over 2,250 points and 900 rebounds. Garza was recognized as the 2021 Big Ten Jesse Owens Male Athlete of the Year.



The Chris Street Award, named in honor of former Hawkeye Chris Street, is presented annually to “A Hawkeye player who best exemplifies the spirit, enthusiasm and intensity of Chris Street.” Street died in an auto accident on Jan. 19, 1993, midway through his junior season.

1993	Wade Lookingbill	2009	Jarryd Cole
1994	Jess Settles	2010	Devan Bawinkel
1995	Jim Bartels	2011	Jarryd Cole
1996	Jess Settles	2012	Matt Gatens
1997	Ryan Bowen	2013	Eric May
	John Streif, Trainer	2014	Roy Devyn Marble
1998	Darryl Moore	2015	Aaron White
1999	Jason Bauer	2016	Anthony Clemmons
	Jess Settles		Mike Gesell
2000	Ryan Luehrsmann		Jarrod Uthoff
	Jason Price		Adam Woodbury
2001	Dean Oliver	2017	Peter Jok
2002	Duez Henderson	2018	Jordan Bohannon
2003	Jeff Horner	2019	Nicholas Baer
2004	Brody Boyd	2020	Luka Garza
	Greg Brunner		Ryan Kriener
2005	Adam Haluska	2021	Luka Garza
2006	Adam Haluska		Jordan Bohannon
2007	Tony Freeman	2022	Connor McCaffery
2008	Cyrus Tate		Keegan Murray



Chris Street 1972-1993



THE NBA DRAFT

The National Basketball Association (NBA) held its first draft of college-players in 1947. Here is a list of University of Iowa players drafted by NBA teams:

Year	Player, Team	Round	# Pick in Round	# Pick Overall					
1947	Herb Wilkinson, St. Louis	3	8	28	1981	Steve Krafcsin, Atlanta	5	6	98
	Dick Ives, Pittsburgh	5	5	45		Vince Brookins, Detroit	6	2	117
1948	Murray Wier, Ft. Wayne	5	4	52	1982	Steve Waite, Boston	6	22	137
	Frank Calsbeek, Ft. Wayne	6	4	54		Kenny Arnold, Dallas	5	4	96
1951	Charles Darling, Rochester	1	9	9		Kevin Boyle, Philadelphia	6	22	137
1952	Bob Clifton, Fort Wayne	5	3	43	1983	Bob Hansen, Utah	3	7	54
	Bill Logan, Boston	5	6	38		Mark Gannon, San Diego	8	4	166
1956	Carl Cain, Rochester	7	1	49	1984	Steve Carfino, Boston	6	23	139
	Dave Gunther, Philadelphia	8	3	56	1985	Greg Stokes, Philadelphia	2	9	33
1959	Americus John-Lewis, St. Louis	7	6	54		Michael Payne, Houston	3	10	57
1960	Don Nelson, Chicago	3	1	17	1986	Andre Banks, Houston	5	19	112
	George Peoples, Baltimore	4	5	35	1987	Brad Lohaus, Boston	2	22	45
1966	Chris Pervall, Baltimore	17	1	110		Kevin Gamble, Portland	3	17	63
	Gerry Jones, Los Angeles	13	4	137		Gerry Wright, Detroit	5	19	111
1967	Sam Williams, Milwaukee	3	13	35	1988	Jeff Moe, Utah	2	17	42
1968	Ben McGilmer, Seattle	6	3	74	1989	B.J. Armstrong, Chicago	1	18	18
1970	John Johnson, Cleveland	1	7	7		Roy Marble, Atlanta	1	23	23
	Glenn Vidnovic, Cleveland	4	9	60		Ed Horton, Washington	2	12	39
	Ben McGilmer, Baltimore	12	10	193	1990	Les Jepsen, Golden State	2	1	28
	Chad Calabria, Phoenix	14	7	210	1993	Acie Earl, Boston	1	19	19
1971	Fred Brown, Seattle	1	6	6	1996	Russ Millard, Phoenix	2	10	39
1973	Kevin Kunnert, Chicago	1	12	12	1998	Ricky Davis, Charlotte	1	21	21
	Rick Williams, Boston	14	5	193		Ryan Bowen, Denver	2	26	55
1976	Scott Thompson, Detroit	4	4	55	1999	J.R. Koch, New York	2	17	46
	Dan Frost, Milwaukee	4	8	59	2007	Adam Haluska, New Orleans	2	13	43
1977	Bruce King, Detroit	4	14	80	2014	Roy Devyn Marble, Orlando	2	26	56
1980	Ronnie Lester, Portland	1	10	10	2015	Aaron White, Washington	2	19	49
					2021	Joe Wieskamp, San Antonio	2	11	41
						Luka Garza, Detroit	2	22	52
					2022	Keegan Murray	1	4	4



Keegan Murray became the highest NBA Draft pick in program history last June when he was selected fourth overall by the Sacramento Kings.

**-A-**

Agnew, Richard	1966,67,68
Allen, Frank	1960
Anapol, Angelo	1939
Anderson, Craig	1981,82,83,84
Andrews, William	1951
Angelino, Glenn	1971,72,73
Angersola, Ken	1973
Angle, J.R.	2005,07,08,09
Archie, Devon	2010,11,12
Arens, Mike	1980
Armstrong, B.J.	1986,87,88,89
Arnold, Kenny	1979,80,81,82
Ash, Austin	2019,20,21,22

-B-

Baer, Michael	2019,20,21
Baer, Nicholas	2016,17,18,19
Banazek, Kenneth	1964,65
Banks, Andre	1983,84,85,86
Bannick, Edwin	1915,16,17
Barko, John	1933,34,35,36
Barnes, Val	1991,92, 93
Bartels, Jim	1991,93,94,95
Barton, James	1905,06,07
Basabe, Melsahn	2011,12,13,14
Bastian, Edward	1964,65,66
Bastian, Howard	1933,34
Bastian, Kenneth	1939,40
Bauer, Jason	1997,98,99
Bawinkel, Devan	2009,10
Bennett, P.J.	1932
Bergman, Joe	1967
Berkenpas, Todd	1982,83,84,85
Berrien, Clifford	1917,18,19
Berry, Harry	1912,13
Beutjer, Jon	2001
Bilskemper, Josiah	1999
Blackmer, Ivan	1934,35
Bobby, Albert	1935,37
Bowen, Ryan	1995,96,97,98
Bohall, Dan	2008
Bohannon, Jordan	2017-22
Boyd, Brody	2001,02,03,04
Boyle, Bryan	1983,84
Boyle, Greg	1978,80,81,82
Boyle, Kevin	1979,80,81,82
Bratten, Elmer	1937
Breedlove, Huston	1966,67,68
Brigham, Leon	1918
Brock, Allen	1902,03,04
Brommer, Andrew	2009,10,11,12
Brookins, Vince	1978,79,80,81
Brown, B.A.	1907,08,09
Brown, Fred	1970,71
Brown, Homer	1918,19
Brownlee, Jack	2004,05
Brunner, Greg	2003,04,05,06
Buckles, Kenneth	1952,53
Buckner, Chester	1906,07,08
Bullard, Matt	1989,90
Burckheimer, I.A.	1907,08
Burgitt, Robert	1922,23

-C-

Cain, Carl	1954,55,56
Calabria, Chad	1968,69,70
Calsbeek, Franklin	1949,50,51
Carfino, Steve	1981,82,83,84
Carpenter, Robert	1959
Carter, John	1994,95
Cartwright, Bryce	2011,12
Casey, Bart	1985,86,87
Chapman, Tom Jr.	1965,66,67
Chapman, Tom Sr.	1942,43
Clemmons, Anthony	2013,14,15,16
Clifton, Robert	1950,51,52
Cochrane, Everett	1951,52
Colbert, Edward	1951
Cole, Jarryd	2008,09,10,11
Collins, James	1972,73,74
Conway, George	1969,71
Cook, Tyler	2017,18,19
Cotton, Kenneth	1918,19
Cougill, Brennan	2010
Cox, Cody	2011,12
Crawford, Josh	2007
Culberson, Dick	1945

-D-

Dailey, Maishe	2017,18,19
Danner, Dave	1944,46,47
Darling, Charles	1950,51,52
Darsee, Jon	1980,81,82
David, Virgil	1928,29
Davis, Jermain	2009
Davis, Keno	1995
Davis, McKinley	1952,53,54,55
Davis, Ricky	1998
Davis, Rodell	1990,91,92
DeHeer, Floyd	1936,37
Dennard, Jerry	1982,83
Denning, Kyle	2012,13,14,15
Denoma, Mike	1963,64,65
Devine, Aubrey	1920,21,22
Diehl, Robert	1951
Dille, Glenn	1949
Dittmer, Jack	1950
Dollmeyer, Greg	2003
Drake, Terry	1975,77,78
Dress, Jack	1936,37,38
DuBois, W.L.	1902
Duffe, Bernard	1942
Duhm, Clarence	1924
Dull, J. Michael	1960
Duncan, Douglas	1954,55
Dutton, Lawrence	1915,16,17

-E-

Earl, Acie	1990,91,92,93
Ellingson, Brady	2015,16,17,18
Ely, Howard	1938
Epstein, S.	1931
Eshleman, Harold	1932,33
Evans, Dick	1940
Evans, Reggie	2001,02
Evelyn, Bakati	2020

-F-

Farrell, Thomas	1902,03
Farroh, Mike	1929

Fegebank, Neil	1972,73,74
Fermino, Joe	2000,01
Fields, L.R.	1914
Figg, James	1930
Filkins, D.C.	1932
Finlayson, Robert	1920
Finley, Roger	1948,49
Fleming, Andrew	2016
Fort, Johnny	1984
Fountain, Bruce	1942
Fredrick, CJ	2020,21
Freeman, Robert	1948
Freeman, Tony	2006,07,08
Fritzel, John	1995
Frohwein, George	1921,22
Frost, Dan	1975,76
Fullard, Ken	1984,85
Fuller, Aaron	2009,10
Funk, Jack	1923,24

-G-

Gaddis, Wally	1936,37
Galloway, Kyle	1998,00,01
Gamble, Kevin	1986,87
Gannon, Mark	1980,81,82,83
Gardner, Ray	1912,13
Garner, Brian	1989
Garza, Luka	2018,19,20,21
Gatens, Matt	2009,10,11,12
Gatens, Mike	1974,75,76
Geneva, Fred	1929
Gentry, Nolden	1958,59,60
Gesell, Mike	2013,14,15,16
George, Robert	1954,55,56
Givant, Todd	1993
Glasper, Mon'ter	1993,94,95,96
Gomes, Marcelo	1999,00
Gorney, Seth	2005,06,07,08
Gottschalk, Gary	1966,67
Gould, Joe	1971
Grabinski, Ken	1970,71,72
Grafton, Jimmie	1944
Graham, Jim	1945
Greene, Herald	1950,51,52
Griffin, Rob	2000
Griffith, Dwight	1904,05,06
Grim, John	1933,34,35
Grissel, Earl	1914
Grogan, Tom	1980
Gunther, Dave	1957,58,59
Guzowski, Tony	1946,48,49

-H-

Haberecht, Fred	1975,76
Haberer, Brian	1998
Hairston, John	1974,75,76,77
Hakeman, Dennis	1974
Hall, Eugene	1947,48
Hallstrom, Jim	1978
Haluska, Adam	2005,06,07
Hankins, Andrew	1962,63,64
Hansen, Bob	1980,81,82,83
Hansen, Erek	2004,05,06
Hargrave, Clay	1976,77,78
Harring, Richard	1959
Harris, Norman	1948
Harris, Tom	1960



Harrison, Lawrence	1926,28
Harsha, Vince	1940,41,42
Hawthorne, Lester	1954,55,56
Hays, Donald	1948,49,50
Hazley, Omar	1969,70,71
Hegg, Peer	1957
Hein, Richard	1941,42
Heitman, Mike	1958,59,60
Heller, Mike	1980
Helmers, Greg	1995,96,97,98
Henderson, Duez	1999,00,01,02
Henderson, Mike	2004,05,06,07
Henry, Mike	1978,79,80,81
Herwig, Lloyd	1944
Hettrick, Gene	1953
Hicks, Wayland	1922,23,24
Hildreth, Reg	1930
Hill, Kent	1985,86,87,88
Hill, Wendell	1941,42
Hobbs, Nicolas	2019,20
Hobbs, Robert	1938,39
Hodge, James	1969,70
Hogan, Ralph	1926,27
Hogan, Ryan	2001,02
Hohenhorst, Fred	1938,39
Horner, Jeff	2003,04,05,06
Horton, Ed	1986,87,88,89
Hughes, Tom	1944
Humphrey, James	1943
Hutton, Brandon	2016
Hyland, Mark	1909

-I-

Ingram, Michael	1989,90
Ingram, Patrick	2013
Irvine, Howard	1939
Ives, Dick	1944,45,46,47

-J-

Jaacks, Jacob	1999,00
Jacobson, L.M.	1914,15
Janse, Hector	1923,24,25
Jarnagin, Charles	1952,53,54
Jebens, Herbert	1929,30
Jenkins, Albert	1917
Jensen, H.C.	1924
Jensen, Richard	1968,69,70
Jepsen, Les	1987,88,89,90
Jessen, Joel	1964,66
Jewell, Mark	1987,88
John Lewis, Americus	1957
Johnson, Dennis	1981
Johnson, John	1969,70
Johnson, Justin	2007,08
Johnson, Roy	1954,55,57
Johnson, Sam	1936,37,38
Jok, Peter	2014,15,16,17
Jones, Bill	1985,86,87,88
Jones, Dale	2016,17
Jones, Gerry	1965,67
Jorgensen, Noble	1946,47

-K-

Kaufmann, Robert	1920,21
Kelley, Scott	1977,78
Kelly, Jake	2008,09

Kerwick, Joe	1915
Kewney, Lester	1960
Kimm, Josh	2003
King, Bruce	1975,76,77
King, Waymond	1981,82,83,84
Kingsbury, Carter	2022
Kingsbury, Chris	1994,95,96
Kingsbury, E.M.	1904
Kinnan, Robert	1928,29,30
Kinnick, Nile	1938
Koberg, Kerry	1998
Koch, J.R.	1996,97,98,99
Koch, Nate	1995
Koser, M.	1931
Kotlow, Jack	1931,32,33
Krafcisin, Steve	1979,80,81
Kremer, Glenn	1944
Kriener, Ryan	2017,18,19,20
Krumbholz, Guelndner	1932,33
Kuhl, Milt	1940,41,42
Kunkel, Fred	1935
Kunnert, Kevin	1971,72,73

-L-

Laketa, Luc	2022
LaPrince, Candy	1973,74
Laude, James	1923,24,25
Lauer, C.F.	1931
Lawson, Fred	1928
Leeka, Seward	1929
Leo, Richard	1912,13
Leslie, Chauncey	2002,03
Lester, Ronnie	1977,78,79,80
Lickliter, John	2009,10
Lind, Thomas	1938,39,40
Logan, William	1954,55,56
Lohaus, Brad	1983,84,86,87
Lohman, Carl	1921,22
Looby, Kurt	2007,08
Lookingbill, Wade	1989,90,92,93
Lorenz, Gary	1961,62
Lorenzen, Al	1985,86,87,88
Luehrsmann, Ryan	1997,98,99,00
Lundstedt, Robert	1943
Lusk, Gary	1970,71,72
Lyon, Terry	1963

-M-

Magnusson, Floyd	1944,47,48,49
Magnusson, Jim	1976
Maiden, Sidney	1912,13
Marble, Roy	1986,87,88,89
Marble, Roy Devyn	2011,12,13,14
Marsh, Ed	1945
Martel, Augustine	1955,56,57
Mason, Charles	1946,47,48,49
Mau, Robert	1953
May, Eric	2010,11,12,13
Mayfield, William	1976,77,78,79
Mays, Archie	1975,76
McCabe, Zach	2011,12,13,14
McCaffery, Connor	2019,20,21,22
McCaffery, Patrick	2021,22
McCarty, Steven	2012
McCausland, Kent	1996,97,98,99
McConnell, Charles	1925,26,27

McConnell, Jim	1957,58
McGilmer, Benjamin	1966,69,70
McGovney, Richard	1921
McGrath, Rolly	1966,67,68
Melhaus, Douglas	1962,63
Messick, Gerald	1962,63
Metcalfe, Leonard	1947,48
Meyer, Kyle	2013,14
Millard, Russ	1993,94,95,96
Miller, Harold	1926
Miller, Robert	1953
Miller, Thomas	1969,70,71
Mims, Fred	1972
Miranda, Joe	1969
Moe, Jeff	1985,86,87,88
Moffitt, Howard	1932,33,34
Moore, Darryl	1997,98
Moore, Larry	1973,75
Morgan, Michael	1985,86,87,88
Morrissey, L.M.	1905,06,08
Moses, James	1989,90,91,92
Moss, Isaiah	2017,18,19
Mowry, Joseph	1930,31
Mulvey, Riley	2022
Mundt, Frank	1958,59
Murray, Keegan	2021,22
Murray, Kenyon	1993,94,95,96
Murray, Kris	2021,22

-N-

Nau, Earl	1958
Neari, Nick	2010
Nelson, Donald	1960,61,62
Nelson, Frank	1969
Nelson, Irving	1929
Nesmith, Gene	1943
Nevin, John	1914,15
Newton	1904
Nicolaus, Leo	1919,20
Norman, Ronald	1967,68
Norman, Tom	1977,78,79
Norton, D.A.	1908
Norton, Randy	1979,80
Novak, Joel	1961,62
Nunge, Jack	2018,20,21

-O-

O'Brien, James	1942,43
O'Connor, Jim	1992
Oglesby, Josh	2012,13,14,15
Ogundele, Josh	2021,22
Okey, Sam	1999
Olaseni, Gabriel	2012,13,14,15
Oliver, Dean	1998,99,00,01
Olson, Gary	1964,65,66
Olson, Merrill	1918,19
Olsthoorn, Larry	1977,78

-P-

Palmer, David	2008,09
Parker, Larry	1973,74,75,76
Parker, Tom	1948,49
Parsons, Charles	1913,14,15
Parsons, Harry	1902,03,04
Pauling, Dennis	1964,65,66
Payne, Cully	2010,11
Payne, Michael	1982,83,84,85



Payne, Thomas	1956
Peeples, George	1964,65,66
Pemsl, Cordell	2017,18,20
Perkins, Lewis	1965,66,67
Perkins, Tony	2021,22
Perrine, J.O.	1907,08,09
Pervall, Christopher	1965,66
Peterson, Bryce	1999
Peterson, Jeff	2008,09
Peth, Dick	1976,77,78,79
Phelps, Van	1977
Philips, Chris	1967,68,69
Phillips, Gordon	1926
Pierce, Pierre	2002,04
Plett, Charles	1939
Plunkitt, Doyle	1928,29
Postels, Ned	1944,45,46
Prasse, Erwin	1938, 39,40
Price, Jason	1999,00
Purcell, Thomas	1961

-R-

Rabenold, Scott	1998
Raffensperger, Leonard	1925
Ramos, Antonio	1999
Ramsell, William	1906
Rand, Ben	2004
Range, Joey	1999
Reaves, Michael	1985,86,87,88
Rebholz, Mike	1999
Rebraca, Filip	2022
Recker, Luke	2001,02
Reddington, Joe	1961,62,63
Reed, Carlton	2005,06
Reed, Dale	1990
Reiner, Jared	2001,02,03,04
Reinhardt, Julian	1930,31
Rickert, Christopher	2012,13
Riddle, Fred	1963,65
Ridley, Gerald	1953,54,55
Riecks, Richard	1949,50
Riegert, Marshall	1931,32,33
Roach, David	1962,63,64
Robinson, Alvin	1996,97
Rodgers, James	1963,64,65
Rogers, A.	1931,32
Rogge, George	1929
Rose, Charlie	2015,17,18
Rosenthal, Sid	1935,36
Ross, Charles	1902,03,04
Rost, Murray	1951
Rowat, Lynn	1971,72
Ruck, Fred	1950,51
Rucker, Guy	1997,98,99
Runge, Dennis	1960,61
Ryden, Hugo	1909,10,11

-S-

Sallander, F.W.	1911,12
Sandfort, Payton	2022
Schebler, Joseph	1959,60
Schenck, C.P.	1902,03,04,05
Scheuerman, Milton	1954,55,56
Schiff, Loren	1916,17
Schmidt, Chris	1911,12
Schoof, William	1954,55,56
Schraut, James	1994

Schulte, H.H.	1913
Schulz, Bob	1945,48,49,50
Schulze, Thomas	1969,70
Schwartz, Frederic	1935,36
Scott, Cortney	2001
Scott, Matt	1990
Seaberg, George	1957,58
Seaberg, William	1954,55,56
Sebolt, Frank	1956,57
Selzer, Ben	1932,33,34
Settles, Jess	1994,95,96,99
Shaw, Richard	1961,62,63
Shay, Jason	1995
Shimek, Frank	1920,21,22
Siegel, Vic	1940,41,42
Siglin, Paul	1940,41
Simmons, Vernon	1997,98
Skea, William	1963,64
Skillett, Kevin	1993,94,95
Skinner, Troy	1989,90,91,92
Smith, Floyd	1911
Smith, Jason	1999,00,01
Smith, Kevin	1991,92,93
Smith, Tyler	2007
Snedeker, Dave	1984,85
Soderquist, Rudy	1940,41,42
Sonderleiter, Sean	2001,02,03
Spencer, Jack	1944,45,47,48
Speraw, Kirk	1978,79
Spradling, Robert	1929,30
Spurgeon, Kurt	2003,04
Stange, Kurt	1983,84
Stenger, William	1953
Stephens, Ben	1937,38,39
Stewart, Walter	1908,09,10
Stoermer, Jordan	2011
Stokes, Darius	2011,12,13,14
Stokes, Greg	1982,83,84,85
Story, Sid	1941
Soukup, Michael	2016
Soukup, Steven	2016
Stover, S.K.	1902,03
Straatsma, Stan	1945,47,48,49
Street, Chris	1991,92,93
Stubbs, Brandon	2011,12
Suesens, Kenneth	1936,37,38
Sullinger, Harold	1972
Swaney, H.J.	1932
Szykowny, Matthew	1961,62

-T-

Tate, Cyrus	2007,08,09
Tedesky, Bob	1945
Terrones, B.J.	1999
Thomas, Doug	2005,06
Thomas, Floyd	1910,11
Thomas, Leon	1974,75
Thompson, Alex	2005,06
Thompson, Edwin	1936,37
Thompson, Herbert	1951,52,53
Thompson, Ray	1989
Thompson, Rod	1999,00,01,02
Thompson, Scott	1974,75,76
Thomsen, Theron	1943,46
Till, Riley	2018,19,20
Trickey, Ben	1941,42,43
Toussaint, Joe	2020,21,22

Tubbs, Brig	1989,90,91,92
Tucker, Anthony	2009
Twogood, Forest	1927,28,29

-U-

Uhl, Dom	2015,16,17,18
Ulis, Ahron	2021,22
Ukah, Okey	2014,15,16
Uknes, Charles	1943
Uthoff, Jarrod	2013,14,15,16

-V-

Vacanti, Sam	1943
VanDeusen, George	1925,26,27
VanYsseldyk, Joe	1936,37,38
Vaughan, Reggie	1973
Venik, Harry	1967
Vidnovic, Glenn	1968,69,70
Vollers, Robert	1948,49,50
VonLackum, John	1916,17,18
VonLackum, W.H.	1914,15,16

-W-

Wagner, Ahmad	2016,17,18
Waite, Steve	1978,79,80,81
Walsh, Matt	1936,37
Walter, Donald	1944
Warren, Chris	2003
Washington, Bob	1958,59
Washington, Nate	1974
Watkins, John	1948
Webb, Jay	1990,91,92,93
Weiss, Albert	1949
Westen, Kelly J.	1988
Wessels, Brett	2007
Wheeler, Bill	1940,41,42
White, Aaron	2012,13,14,15
White, David	1967,68
White, Michael	1995
Wieck, Justin	2005,06
Wier, Murray	1945,46,47,48
Wieskamp, Joe	2019,20,21
Wilcox, Francis	1927,28,29
Wilkinson, Clayton	1945,46,47
Wilkinson, Herbert	1945,46,47
Williams, Christian	2016,17
Williams, Joe	1957
Williams, John Carl	1999,00
Williams, Rick	1972,73
Williams, Sam H.	1967,68
Williams, Sam W.	1971
Williamson, Charles	1930,31,32
Wilson, George	1905
Winters, James	1991,92,93,94
Wischmeier, Bob	1945
Wishmier, Jack	1945,48
Woodbury, Adam	2013,14,15,16
Woods, Michael	1960
Woolridge, Andre	1995,96,97
Wordlaw, Clarence	1957,58,59
Worley, Glen	2001,02,03,04
Worth, Earl	1920
Wright, Gerry	1985,86,87
Wulfsberg, Cal	1976,77

-Z-

Zager, Ronald	1960
---------------	------

**0**

Crawford, Josh	2007
Olaseni, Gabriel	2012,13,14,15
Wagner, Ahmad	2016,17,18
Baer, Michael	2019,20,21
Rebraca, Filip	2022

00

Kimm, Josh	2003
------------	------

1

Leslie, Chauncey	2002,03
DeWitz, Nick	2004
Haluska, Adam	2005,06,07
Griffin, Rob	2006
Tucker, Anthony	2009,10
Basabe, Melsahn	2011,12,13,14
Rose, Charlie	2015
Jones, Dale	2016
Dailey, Maishe	2017,18,19
Toussaint, Joe	2020,21

2

Hogan, Ryan	2001,02
Horner, Jeff	2003,04,05,06
Palmer, David	2008-09
Stoermer, Jordan	2011
Oglesby, Josh	2012,13,14,15
Fleming, Andrew	2016
Nunge, Jack	2018,20,21
Toussaint, Joe	2022

3

Bonk, Mike	
McAndrew, Jim	
Sumpter, Cliff	
Mundt, Frank	1958,59
Perkins, Lewis	1965,66,67
White, Dave	1967,68
Hodge, Jim	1969,70
Gould, Joe	1971
Wright, Gerry	1985,86,87
Reed, Dale	1990
Murray, Kenyon	1993,94,95,96
Bauer, Jason	1997,98,99
Westen, Kelly	1998
Pierce, Pierre	2002,04
Adams, Drew	2007
Payne, Cully	2010,11
Cox, Cody	2012
Jok, Peter	2014,15
Soukup, Michael	2016
Bohannon, Jordan	2017,18,19,20,21,22

4

Freese, Jim	
Helgens, Jim	
Stenger, William	1953
Heitman, Mike	1958,59,60
Woods, Mike	1960
Pervall, Christopher	1965,66
Jensen, Richard	1968,69,70
Angelino, Glenn	1971,72,73
Mays, Archie	1975,76
Speraw, Kirk	1977
Banks, Andre	1983,84,85,86
Garner, Brian	1989
Settles, Jess	1994,95,96,99
Worley, Glen	2001,02,03,04
Angle, J.R.	2005,07,08,09
Marble, Roy Devyn	2011,12,13,14
Moss, Isaiah	2017,18,19
Evelyn, Bakari	2020
Ulis, Ahron	2021,22

5

Bruns, Dennis	
Maher, Dave	
Slater, Ray	
Hankins, Andrew	1962,63,64
Gottschalk, Gary	1966,67
King, Waymond	1981,82,83,84
Casey, Bart	1985,86,87
Woolridge, Andre	1995,96,97
Okey, Sam	1999
Reiner, Jared	2001,02,03,04
Thompson, Alex	2005,06
Gatens, Matt	2009,10,11,12
Clemmons, Anthony	2013,14,15,16
Tyler Cook	2017,18
Fredrick, CJ	2020,21

6

Adams, John	
-------------	--

7

Davis, McKinley	1952,53,54,55
-----------------	---------------

8

Rost, Murray	1951
--------------	------

10

Adams, John	
Hawthorne, Lester	1954,55,56
Agnew, Richard	1966,67,68
Conway, George	1969,71
LaPrince, Candy	1973,74
Wulfsberg, Cal	1976,77
Speraw, Kirk	1978
Norton, Randy	1979,80
King, Waymond	1981,82,83,84
Armstrong, B.J.	1986,87,88,89
Smith, Kevin	1991,92,93
Gesell, Mike	2013,14,15,16
Williams, Christian	2017
Wieskamp, Joe	2019,20,21

11

Choules, Tom	
Nugent, Thomas	
Sebolt, Frank	1956,57
Harring, Richard	1959
Szykowny, Matt	1961,62
Pauling, Denny	1964,65,66
Norman, Ronald	1967,68
Lusk, Gary	1970,71,72
Moore, Larry	1973,75
Fullard, Ken	1984,85
Reaves, Michael	1985,86,87,88
Skinner, Troy	1989,90,91,92
Skillett, Kevin	1993,94,95
Price, Jason	1999,00
Boyd, Brody	2001,02,03,04
Freeman, Tony	2006,07,08
Cox, Cody	2011
Rickert, Christopher	2012,13
Williams, Christian	2016
Rose, Charlie	2017,18
Tony Perkins	2021,22

12

Bollman, Dave	
Cahalan, Joe	
DeGunther, Dick	
Sebolt, Frank	1956,57
Williams, Joe	1957
Magnusson, Jim	1976
Lester, Ronnie	1977,78,79,80

13

Allen, Frank	
Hitchcock, Neil	
Wetzel, Mark	
Kewney, Lester	1960
Messick, Gerald	1962,63
White, Dave	1967,68
Lusk, Paul	1970,71,72
Fort, Johnny	1984
Glasper, Mon 'ter	1993,94,95,96
Rucker, Guy	1997,98,99
Fermino, Joe	2000,01
Wieck, Justin	2005,06
Neari, Nick	2010
Sayre, T.J.	2011
Denning, Kyle	2012,13,14,15
Ash, Austin	2019,20,21,22

14

Bergman, Joe	
Bonk, Mike	
Faas, Don	
Fritz, Harlan	
Jones, Clarence	
Kitchen, Clyde	
Reimers, Robert	
Snyder, Doug	
Bastian, Edward	1964,65,66
McGilmer, Benjamin	1966,69,70
Williams, Sam W.	1971
Hairston, John	1974,75,76,77
Boyle, Greg	1978,79,80,81
Banks, Andre	1983,84,85,86
Jones, Bill	1985,86,87,88
O'Conner, Jim	1992
Kingsbury, Chris	1994,95,96
Jaacks, Jacob	1999,00
Wessels, Brett	2007
McCarty, Steven	2012
Jok, Peter	2016,17

15

Howell, Harold	
Waller, Bob	
Diehl, Robert	1951
Nelson, Don	1960,61,62
Rodgers, James	1963,64,65
Breedlove, Huston	1966,67,68
Nelson, Frank	1969
Fegebank, Neil	1972,73,74
Magnusson, Jim	1976
Carfino, Steve	1981,82,83,84
Davis, Rodell	1990,91,92
Gomes, Marcelo	1999,00
Brownlee, Jack	2004,05
Bohall, Dan	2008
Bawinkel, Devan	2009,10
McCabe, Zach	2011,12,13,14
Kriener, Ryan	2017,18,19,20
Murray, Keegan	2021,22

16

Greene, Herald (Skip)	1950,51,52
Davis, McKinley	1952,53,54,55
Paul, Norman	

18

Mau, Robert	1953
-------------	------

19

Cochrane, Everett	1951,52
Hettrick, Gene	1953

20

Kennedy, Ryan	
Miller, Robert	1953
John-Lewis, Americus	1957
Messick, Gerald	1962,63
Peth, Dick	1976,77,78,79
Darsee, Jon	1980,81,82
Moe, Jeff	1985,86,87,88
Barnes, Val	1991,92,93
Oliver, Dean	1998,99,00,01
Warren, Chris	2003
Rand, Ben	2004
Brommer, Andrew	2009,10,11,12
Uthoff, Jarrod	2014,15,16
Till, Riley	2018,19,20
Murray, Kris	2021
Sandfort, Payton	2022

21

Wiese, Richard	
Cain, Carl	1954,55,56

22

Brawner, Gene	
Seaberg, William	1954,55,56
McCaffery, Patrick	2021,22

23

Armstrong, Maclay	
Harris, Tom	
Schulz, Bob	1945,48,49
Clifton, Robert	1950,51,52
Johnson, Roy	1954,55,57
Dull, Michael	1960
Roach, Dave	1962,63,64
Jones, Gerry	1965,67
Mays, Archie	1975,76
Hallstrom Jim	1978
Speraw, Kirk	1979
Arens, Mike	1980
Johnson, Dennis	1981
Stange, Kurt	1983,84
Marble, Roy	1986,87,88,89
Winters, James	1991,92,93,94
Davis, Ricky	1998
Henderson, Duez	1999,00,01,02
Thomas, Doug	2005,06
Davis, Jermain	2009
Ukah, Okey	2014,15,16
Jones, Dale	2017
Ogundele, Josh	2021,22

24

Roeder, Richard	
Schantz, Mark	
Stark, Paul	
Martel, Augustine	1955,56,57
McConnell, Jim	1957,58
Philips, Chris	1967,68,69
Jessen, Joel	1964,66
Brown Jr, Fred	1970,71
Grabinski, Ken	1970,71,72
Hakeman, Dennis	1974
Thompson, Leon	1974,75
Mayfield, William	1976,77,78,79
Hansen, Bob	1980,81,82,83
Morgan, Michael	1985,86,87,88
Moses, James	1989,90,91,92
Luehrsmann, Ryan	1997,98,99,00
Recker, Luke	2001,02
Johnson, Justin	2007,08
Fuller, Aaron	2009,10
Cartwright, Bryce	2011,12
Ingram, Patrick	2013
Ellingson, Brady	2015,16,17,18
Hobbs, Nicolas	2019,20
Murray, Kris	2022



25	
Gebhard, Bob	
Liston, John	
Schroeder, Gregg	
Sumpter, Cliff	
Thompson, Herbert	1951,52,53
Gunther, Dave	1957,58,59
Hankins, Andrew	1962,63,64
Chapman, Tom, Jr.	1965,66,67
Vaughan, Reggie	1973
Berkenpas, Todd	1982,83,84,85
Horton, Ed	1986,87,88,89
Simmons, Vernon	1997,98
Reed, Carlton	2005,06
May, Eric	2010,11,12,13
Uhl	2015,16,17,18
Cook, Tyler	2019
Laketa, Luc	2022
26	
Crookham, Carter	
Roeder, Dick	
Hegg, Peer	1957
27	
Darling, Charles	1950,51,52
28	
Ridley, Gerald	1953,54,55
29	
Hettrick, Gene	1953
30	
Chime, Phil	
Gordon, Robert	
Kitchen, Clyde	
Kelley, Jim	
Ursery, Kurt	
Arnold, Kenny	1954,55,56
Washington, Bob	1958,59
Purcell, Tom	1961
Frost, Dan	1975,76
Kelley, Scott	1977,78
Carter, John	1994,95
Galloway, Kyle	1998,00,01
Spurgeon, Kurt	2003,04
Peterson, Jeff	2008,09
White, Aaron	2012,13,14,15
Hutton, Brandon	2016
McCaffery, Connor	2019,20,21,22
31	
Dorsey, Benjamin	
Logan, William	1954,55,56
32	
Johnston, Larry	
Jarnagin, Charles	1952,53,54
Wordlaw, Clarence	1957,58,59
Pervall, Chris	1965,66
Brown, Fred	1970,71
Parker, Larry	1973,74,75,76
Brookins, Vincent	1978,79,80,81
Dennard, Jerry	1982,83
Snedeker, Dave	1984,85
Jewell, Mark	1987,88
Thompson, Ray	1989
McCausland, Kent	1996,97,98,99
Evans, Reggie	2001,02
Kelly, Jake	2008,09
Stubbs, Branden	2011,12

33	
McBride, Dan	
Nelson, John	
Schoof, William	1954,55,56
Miller, Thomas	1969,70,71
Moore, Larry	1973,75
Frost, Terry	1975,76
34	
Jensen, Merle	
Mittelberg, Kent	
Toland, Trevor	
Carpenter, Robert	1959
Mehlhaus, Doug	1962,63
Thompson, Scott	1974,75,76
Norman, Tom	1977,78,79
Anderson, Craig	1981,82,83,84
Lookingbill, Wade	1989,90,92,93
Koberg, Kerry	1998
Range, Joey	1999
Hansen, Erik	2004,05,06
Smith, Tyler	2007
Lickliter, John	2009,10
Stokes, Darius	2011,12
Woodbury, Adam	2013,14,15,16
35	
Border, Lee	
Rathert, Keith	
Buckles, Kenneth	1952,53
George, Robert	1954,55,56
Sullinger, Harold	1972
Boyle, Bryan	1983,84
Gamble, Kevin	1986,87
Rabenold, Scott	1998
Henderson, Mike	2004,05,06,07
Archie, Devon	2010,11,12
Stokes, Darius	2013,14
Pemsl, Cordell	2017,18,20
36	
Ridley, Gerald	1953,54,55
McConnell, Jim	1957,58
37	
Berry, Henry	
Davidson, Arny	
Meeker, Ray	
Pitts, Gene	
38	
Duncan, Douglas	1954,55
Harring, Richard	1959
39	
Williams, Joe	1957
40	
McCauley, Bob	
Ritter, Richard	
Seaberg, William	1954,55,56
Perkins, Lewis	1965,66,67
Hazley, Omar	1969,70,71
Drake, Terry	1975,77,78
Magnusson, Jim	1976
Boyle, Kevin	1979,80,81,82
Hill, Kent	1985,86,87,88
Street, Chris	1991,92,93

41	
Reichow, Jerry	
Seaberg, William	1954,55,56
Stokes, Greg	1982,83,84,85
42	
Cuthpert, Curtis	
Ward, Ivory	
Hairston, John	1947,75,76,77
Payne, Thomas	1956
Novak, Joel	1961,62
Riddle, Fred	1963,65
McGrath, Rolly	1966,67,68
Rowat, Lynn	1971,72
Thomas, Leon	1974,75
Phelps, Van	1977
Henry, Mike	1978,79,80
Payne, Michael	1982,83,84,85
Webb, Jay	1990,91,92,93
Bowen, Ryan	1995,96,97,98
Ramos, Antonio	1999
Dollmeyer, Greg	2003
Meyer, Kyle	2013,14
43	
Rosborough, Jim	
Swift, Larry	
Lorenz, Gary	1961,62
Calabria, Chad	1968,69,70
Williams, Rick	1972,73
Washington, Nate	1974
Phelps, Van	1977
Tubbs, Brig	1989,90,91,92
Smith, Jason	1999,00,01
44	
Leffingwell, Hugh	
Worley, Glen	
Nau, Earl	1958
Heitman, Michael	1958,59,60
Reddington, Joe	1961,62,63
Banaszek, Kenneth	1964,65
McGilmer, Benjamin	1966,69,70
Vidnovic, Glenn	1968,69,70
Kunnert, Kevin	1971,72,73
Hargrave, Clay	1976,77,78
Gannon, Mark	1980,81,82,83
Lorenzen, Al	1985,86,87,88
Bartels, Jim	1991,93,94,95
Koch, J.R.	1996,97,98,99
Brunner, Greg	2003,04,05,06
Tate, Cyrus	2007,08,09
Cougill, Brennan	2010
Mulvey, Riley	2022
45	
Rogers, Vic	
Gentry, Nolden	1958,59,60
Shaw, Richard	1961,62,63
Peeples, George	1964,65,66
Johnson, John	1969,70
Ingram, Michael	1989,90
Moore, Darryl	1997,98
Williams, John Carl	1999,00
46	
Scheuerman, Milton	1954,55,56

50	
McCausland, Mac	
Schebler, Pete	
Skea, William	1963,64
Gatens, Mike	1974,75,76
Olsthorn, Larry	1977,78
Heller, Mike	1980
Bullard, Matt	1989,90
Robinson, Alvin	1996,97
Cole, Jarryd	2008,09,10,11
51	
Petratis, Stan	
Denoma, Mike	1963,64,65
Breedlove, Huston	1966,67,68
Venik, Harry	1967
Miranda, Joe	1969
Mims, Fred	1972
Jepsen, Les	1987,88,89,90
Rebholz, Mike	1999
Gomes, Marcelo	1999,00
Baer, Nicholas	2016,17,18
52	
Carver, Mike	
Crum, Fred	
Hegg, Peer	1957
Runge, Dennis	1960,61
Riddle, Fred	1963,65
Olson, Gary	1964,65,66
Schulze, Tom	1969,70
Angersola, Ken	1973
Thomas, Leon	1974,75
Haberecht, Fred	1975,76
Hallstom, Jim	1978
Waite, Steve	1978,79,80,81
Millard, Russ	1993,94,95,96
Scott, Cortney	2001
Looby, Kurt	2007,08
53	
Nielsen, Steve	
Worley, Glen	
Lyon, Terry	1963
Williams, Sam H.	1967,68
Zagar, Ronald	1960
Collins, James	1972,73,74
Haberer, Brian	1998
Sonderleiter, Sean	2001,02,03
Gorney, Seth	2005,06,07,08
54	
King, Bruce	1975,76,77
Kraficisin, Steve	1979,80,81
Lohaus, Brad	1983,84,86,87
Rucker, Guy	1997,98,99
55	
Rathert, Keith	
Earl, Acie	1990,91,92,93
Helmets, Greg	1995,96,97,98
Garza, Luka	2018,19,20,21
57	
Gunther, Dave	1957,58,59

Note: Player jersey numbers were compiled recently and may not include some numbers from the early years of Iowa basketball.

2022-23 COMPOSITE BIG TEN SCHEDULE

IOWA BASKETBALL



2023 MEDIA GUIDE

Nov. 7	Purdue Fort Wayne at Michigan	5:30 p.m.	BTN	Nov. 21	Omaha at Iowa	7 p.m.	BTN
	Chicago State at Northwestern	7 p.m.	B1G+		San Diego State vs. Ohio State (<i>Maui</i>)	8 p.m.	ESPN2
	South Dakota at Wisconsin	7:30 p.m.	BTN		Minnesota vs. Cal Baptist	9:30 p.m.	CBS SN
	Bethune Cookman at Iowa	6 p.m.	ESPNU	Nov. 22	Rider at Rutgers	6 p.m.	BTN
	Winthrop at Penn State	6 p.m.	B1G+		Liberty vs. Northwestern (<i>Cancun</i>)	7:30 p.m.	CBS SN
	Robert Morris at Ohio State	6 p.m.	B1G+		Ohio State vs. Arizona/Cincinnati	TBD	ESPN/2
	Morehead State at Indiana	6 p.m.	B1G+	Nov. 23	Dayton vs. Wisconsin (<i>Bahamas</i>)	12:30 p.m.	ESPN/2
	Northern Arizona at Michigan State	6 p.m.	B1G+		Little Rock at Indiana	5:30 p.m.	BTN
	Columbia at Rutgers	6 p.m.	B1G+		Auburn/Bradley vs. Northwestern	6/8:30 p.m.	CBS SN
	Niagara at Maryland	6 p.m.	B1G+		Jackson State at Michigan	7:30 p.m.	BTN
	Maine at Nebraska	7 p.m.	B1G+		Minnesota vs. TBD	TBD	TBD
	Eastern Illinois at Illinois	8 p.m.	ESPNU		Ohio State vs. TBD	TBD	ESPN/2/U
	Western Michigan at Minnesota	8 p.m.	B1G+	Nov. 24	Nebraska vs. Oklahoma (<i>Orlando</i>)	4 p.m.	ESPN
Nov. 8	Milwaukee at Purdue	5:30 p.m.	BTN		Wisconsin vs. NC State/Kansas	TBD	ESPN/News
Nov. 10	Charleston Southern at Ohio State	5:30 p.m.	BTN		Purdue vs. West Virginia (<i>Portland</i>)	9 p.m.	ESPN2
	Sacred Heart at Rutgers	6 p.m.	B1G+		Michigan State vs. Alabama (<i>Portland</i>)	9:30 p.m.	ESPN
	Loyola (MD) at Penn State	6 p.m.	B1G+	Nov. 25	Jackson State at Indiana	11:30 a.m.	BTN
	Western Carolina at Maryland	6 p.m.	B1G+		Coppin State at Maryland	3 p.m.	B1G+
	Omaha at Nebraska	7 p.m.	B1G+		Lafayette at Penn State	6 p.m.	B1G+
	Bethune Cookman at Indiana	7:30 p.m.	BTN		Lindenwood at Illinois	8 p.m.	B1G+
Nov. 11	Austin Peay at Purdue	6 p.m.	BTN		Wisconsin vs. TBD	TBD	TBD
	St. Francis (NY) at Minnesota	6 p.m.	B1G+		Michigan State vs. Oregon/UConn	TBD	ESPN/2/U
	Wisconsin vs. Stanford (<i>Milwaukee</i>)	6:30 p.m.	FS1		Purdue vs. Gonzaga/Portland State	TBD	ESPN/2/U
	North Carolina A&T at Iowa	7 p.m.	B1G+		Nebraska vs. Memphis/Seton Hall	TBD	ESPN2/News
	Northern Illinois at Northwestern	7 p.m.	B1G+	Nov. 26	Central Connecticut State at Rutgers	2 p.m.	B1G+
	Kansas City at Illinois	8 p.m.	BTN	Nov. 27	Michigan State vs. TBD	TBD	ESPN/2/U
	Michigan vs. Eastern Michigan	8 p.m.	ESPNU		Purdue vs. TBD	TBD	ESPN/2/U
	Michigan State vs. Gonzaga (<i>San Diego</i>)	TBD	ESPN		Nebraska vs. TBD	TBD	ESPN2/News
Nov. 12	UMass Lowell at Rutgers	1 p.m.	B1G+	Nov. 28	Minnesota at Virginia Tech	6 p.m.	ESPN2
Nov. 14	DePaul at Minnesota	6 p.m.	BTN		Pittsburgh at Northwestern	8 p.m.	ESPN2
	Butler at Penn State	7:30 p.m.	FS1	Nov. 29	Penn State at Clemson	6 p.m.	ESPNU
	Monmouth at Illinois	8 p.m.	BTN		Syracuse at Illinois	6/6:30 p.m.	ESPN/2
Nov. 15	Northwestern at Georgetown	5:30 p.m.	FS1		Maryland at Louisville	6/6:30 p.m.	ESPN/2
	Binghamton at Maryland	6 p.m.	BTN		Wake Forest at Wisconsin	8 p.m.	ESPN2/U
	Michigan State vs. Kentucky (<i>Indy</i>)	6 p.m.	ESPN		Georgia Tech at Iowa	8 p.m.	ESPN2/U
	Marquette at Purdue	7:30 p.m.	FS1		Virginia at Michigan	8:30 p.m.	ESPN
	Green Bay at Wisconsin	8 p.m.	BTN	Nov. 30	Ohio State at Duke	6:15 p.m.	ESPN
Nov. 16	Michigan vs. Pittsburgh	5 p.m.	ESPNU		Purdue at Florida State	6:15 p.m.	ESPN2/U
	Eastern Illinois at Ohio State	6 p.m.	BTN		Rutgers at Miami	6:15 p.m.	ESPN2/U
Nov. 17	Nebraska at St. John's	5:30 p.m.	FS1		North Carolina at Indiana	8:15 p.m.	ESPN
	Penn State vs. Furman (<i>Charleston</i>)	10:30 a.m.	ESPNU		Michigan State at Notre Dame	8:15 p.m.	ESPN2
	Michigan vs. VCU/Arizona State	6/8 p.m.	ESPN2		Boston College at Nebraska	8:15 p.m.	ESPNU
	Central Michigan at Minnesota	8 p.m.	BTN	Dec. 2	Illinois at Maryland	8 p.m.	BTN
Nov. 18	Penn State vs. ODU/Va. Tech	11 a.m./1:30 p.m.	ESPN2/U	Dec. 3	St. Francis (PA) at Ohio State	11 a.m.	BTN
	Rutgers vs. Temple	4 p.m.	ESPNU		Wisconsin at Marquette	2:30 p.m.	FS1
	Indiana at Xavier	5 p.m.	FS1		Indiana at Rutgers	3 p.m.	BTN
	Villanova at Michigan State	7 p.m.	FS1	Dec. 4	Michigan vs. Kentucky (<i>London</i>)	Noon	ABC
	Purdue Fort Wayne at Northwestern	7 p.m.	B1G+		Nebraska at Creighton	2:30 p.m.	FS1
	Illinois vs. UCLA	8:30 p.m.	ESPNU		Minnesota at Purdue	4 p.m.	BTN
Nov. 19	Maryland vs. Saint Louis (<i>Connecticut</i>)	Noon	ESPNEWS		Northwestern at Michigan State	6 p.m.	BTN
Nov. 20	Maryland vs. Miami/Providence	Noon/2:30 p.m.	ESPN2/U	Dec. 6	Illinois vs. Texas	6 p.m.	ESPN
	Illinois vs. Baylor/Virginia	2/4:30 p.m.	ESPN		Maryland at Wisconsin	8 p.m.	ESPN2
	Arkansas-Pine Bluff at Nebraska	2:30 p.m.	BTN	Dec. 7	Michigan State at Penn State	5:30 p.m.	BTN
	Miami (OH) at Indiana	4:30 p.m.	BTN		Hofstra at Purdue	6 p.m.	B1G+
	Ohio at Michigan	6:30 p.m.	BTN		Nebraska at Indiana	7:30 p.m.	BTN
	Penn State vs. TBD	TBD	ESPN2/U/News				



IOWA BASKETBALL

2023 MEDIA GUIDE

2022-23 COMPOSITE BIG TEN SCHEDULE

Dec. 8	Rutgers at Ohio State Iowa State at Iowa Michigan at Minnesota	6 p.m. 7 p.m. 8 p.m.	ESPN2 FS1 BTN	Jan. 2.	Rutgers at Purdue	11 a.m.	BTN
Dec. 10	Penn State at Illinois Purdue at Nebraska Brown at Michigan State Indiana vs Arizona	11 a.m. 1:15 p.m. 3:30 p.m. 6:30 p.m.	BTN BTN BTN FOX	Jan. 3	Nebraska at Michigan State Minnesota at Wisconsin	6 p.m. 8 p.m.	BTN BTN
Dec. 11	Prairie View A&M at Northwestern Maryland vs Tennessee Seton Hall at Rutgers Wisconsin at Iowa Mississippi State at Minnesota	1 p.m. 3:30 p.m. 5:30 p.m. 5:30 p.m. 7:30 p.m.	BTN FS1 FS1 BTN BTN	Jan. 4	Penn State at Michigan Illinois at Northwestern	6 p.m. 8 p.m.	BTN BTN
Dec. 14	Arkansas-Pine Bluff at Minnesota UCLA at Maryland	7 p.m. 8 p.m.	BTN FS1	Jan. 5	Maryland at Rutgers Purdue at Ohio State Indiana at Iowa	5:30 p.m. 6 p.m. 8 p.m.	BTN FS1 FS1
Dec. 15	Lehigh at Wisconsin	6 p.m.	BTN	Jan. 7	Nebraska at Minnesota Wisconsin at Illinois Michigan at Michigan State	11 a.m. 12:30/1 p.m. 1:30 p.m.	BTN ESPN2 FOX
Dec. 17	Wake Forest at Rutgers Indiana at Kansas DePaul at Northwestern Ohio State vs North Carolina Alabama A&M at Illinois Lipscomb at Michigan Purdue vs Davidson Nebraska vs. Kansas State (KC) Southeast Missouri State at Iowa	11 a.m. 11 a.m. 1 p.m. 2 p.m. 3 p.m. 4 p.m. 5:15 p.m. 6:30 p.m. 7:30 p.m.	BTN ESPN2 BTN CBS BTN B1G+ BTN BIG 12 NOW BTN	Jan. 8	Northwestern at Indiana Iowa at Rutgers Purdue vs. Penn State Ohio State at Maryland	11 a.m. 11 a.m. 5 p.m. Noon/2 p.m.	FS1 BTN BTN ESPN/2/U
Dec. 18	Canisius at Penn State	11 a.m.	BTN	Jan. 10	Michigan State at Wisconsin Illinois at Nebraska	6 p.m. 8 p.m.	ESPN/2 BTN
Dec. 20	Elon at Indiana Queens Univ. of Charlotte at Nebraska UIC at Northwestern	6 p.m. 6:30 p.m. 8 p.m.	BTN B1G+ BTN	Jan. 11	Indiana at Penn State Rutgers at Northwestern	6 p.m. 8 p.m.	BTN BTN
Dec. 21	Oakland at Michigan State Michigan vs. North Carolina Maine at Ohio State New Orleans at Purdue	5:30 p.m. 6 p.m. 7:30 p.m. 8 p.m.	BTN TBD BTN ESPNU	Jan. 12	Minnesota at Ohio State Michigan at Iowa	5:30 p.m. 6 p.m.	FS1 ESPN2
Dec. 22	St. Peter's at Maryland Chicago State at Minnesota Quinnipiac at Penn State Illinois vs. Missouri	5:30 p.m. 6:30 p.m. 7:30 p.m. TBD	BTN ESPNU BTN TBD	Jan. 13	Nebraska at Purdue Michigan State at Illinois	6 p.m. 8 p.m.	BTN FS1
Dec. 23	Bucknell at Rutgers Kennesaw State at Indiana Grambling at Wisconsin	4 p.m. 6 p.m. 8 p.m.	BTN BTN BTN	Jan. 14	Wisconsin at Indiana	Noon	CBS
Dec. 29	Brown at Northwestern Alabama A&M at Ohio State Florida A&M at Purdue UMBC at Maryland Iowa at Nebraska Delaware State at Penn State Alcorn State at Minnesota Bethune Cookman at Illinois	11 a.m. 2 p.m. 4 p.m. 6 p.m. 6 p.m. 6 p.m. 7 p.m. 7:30 p.m.	BTN BTN BTN ESPNU BTN B1G+ TBD FS1	Jan. 15	Northwestern at Michigan Ohio State at Rutgers Maryland at Iowa	TBD TBD 1:15/3 p.m.	BTN BTN BTN
Dec. 30	Buffalo at Michigan State Central Michigan at Michigan Coppin State at Rutgers Western Michigan at Wisconsin	5 p.m. 7 p.m. 7 p.m. TBD	BTN TBD BTN TBD	Jan. 16	Purdue at Michigan State Illinois at Minnesota	1:30 p.m. 5 p.m.	FOX BTN
Jan. 1	Maryland at Michigan Iowa at Penn State Ohio State at Northwestern	3:30 p.m. 4:30 p.m. 6:30 p.m.	FS1 BTN BTN	Jan. 17	Penn State at Wisconsin	7:30 p.m.	BTN
				Jan. 18	Ohio State at Nebraska Northwestern at Iowa	6 p.m. 8 p.m.	BTN BTN
				Jan. 19	Rutgers at Michigan State Purdue at Minnesota Indiana at Illinois Michigan at Maryland	5:30 p.m. 6 p.m. 7:30 p.m. 6 p.m.	FS1 ESPN/2 FS1 ESPN/2
				Jan. 21	Wisconsin at Northwestern Nebraska at Penn State Iowa at Ohio State	11 a.m. 1:15 p.m. 1/7 p.m.	BTN BTN FOX
				Jan. 22	Michigan State at Indiana Maryland at Purdue Minnesota at Michigan	11 a.m./Noon Noon/1 p.m. TBD	CBS FS1 BTN
				Jan. 24	Ohio State at Illinois Penn State at Rutgers Northwestern at Nebraska	6 p.m. 5:30 p.m. 7:30 p.m.	ESPN/2 BTN BTN
				Jan. 25	Wisconsin at Maryland Indiana at Minnesota	6 p.m. 8 p.m.	BTN BTN

2022-23 COMPOSITE BIG TEN SCHEDULE

IOWA BASKETBALL



2023 MEDIA GUIDE

Jan. 26	Iowa at Michigan State Purdue at Michigan	6 p.m. 8 p.m.	FS1 FS1	Feb. 21	Indiana at Michigan State	8 p.m.	ESPN/2
Jan. 28	Illinois at Wisconsin Minnesota at Northwestern Nebraska at Maryland Ohio State at Indiana	1 p.m. 11 a.m. 3:30 p.m. 7 p.m.	FOX BTN BTN FOX	Feb. 22	Minnesota at Maryland Iowa at Wisconsin	6 p.m. 8 p.m.	BTN BTN
Jan. 29	Michigan at Penn State Michigan State at Purdue Rutgers at Iowa	11 a.m. 11:15 a.m. 1 p.m.	BTN CBS BTN	Feb. 23	Penn State at Ohio State Michigan at Rutgers Northwestern at Illinois	5:30 p.m. 7:30 p.m. 8 p.m.	FS1 FS1 BTN
Jan. 31	Nebraska at Illinois Indiana at Maryland	6:30 p.m. 8 p.m.	BTN ESPN/2	Feb. 25	Michigan State at Iowa Indiana at Purdue Minnesota at Nebraska	11 a.m. 6:30 p.m. 2:30 p.m.	ESPN/2 FOX BTN
Feb. 1	Penn State at Purdue Minnesota at Rutgers	5:30 p.m. 7:30 p.m.	BTN BTN	Feb. 26	Northwestern at Maryland Illinois at Ohio State Wisconsin at Michigan Rutgers at Penn State	11 a.m. 11 a.m. 1 p.m. 5:30 p.m.	BTN CBS CBS BTN
Feb. 2	Michigan at Northwestern Wisconsin at Ohio State	6 p.m. 6 p.m.	ESPN2 FS1	Feb. 28	Iowa at Indiana Michigan State at Nebraska	6 p.m. 8 p.m.	ESPN/2 BTN
Feb. 4	Michigan State vs. Rutgers Illinois at Iowa Purdue at Indiana Maryland at Minnesota	TBD 1:30 p.m. 3 p.m. 8 p.m.	FOX FOX ESPN/2 BTN	March 1	Maryland at Ohio State Penn State at Northwestern	6 p.m. 8 p.m.	BTN BTN
Feb. 5	Ohio State at Michigan Penn State at Nebraska Northwestern at Wisconsin	Noon 3:30 p.m. 5:30 p.m.	CBS BTN BTN	March 2	Rutgers at Minnesota Michigan at Illinois Purdue at Wisconsin	6 p.m. 6 p.m. 8 p.m.	FS1 ESPN FS1
Feb. 7	Rutgers at Indiana Minnesota at Illinois Maryland at Michigan State	5:30 p.m. 7:30 p.m. 8 p.m.	BTN BTN ESPN/2	March 4	Ohio State at Michigan State	TBD	ESPN/2
Feb. 8	Nebraska at Michigan Wisconsin at Penn State	5:30 p.m. 7:30 p.m.	BTN BTN	March 5	Maryland at Penn State Illinois at Purdue Nebraska at Iowa Michigan at Indiana Wisconsin at Minnesota Northwestern at Rutgers	11 a.m. 11:30 a.m. 1 p.m. 3:30 p.m. 6:30 p.m. 6:30 p.m.	BTN FOX BTN CBS FS1 BTN
Feb. 9	Northwestern at Ohio State Iowa at Purdue	7 p.m. 6 p.m.	FS1 ESPN2				
Feb. 11	Penn State at Maryland Rutgers at Illinois Wisconsin at Nebraska Indiana at Michigan	11 a.m. 1 p.m. 3 p.m. 5 p.m.	BTN FS1 BTN ESPN				
Feb. 12	Michigan State at Ohio State Iowa at Minnesota Purdue at Northwestern	Noon Noon 1 p.m.	CBS FS1 BTN				
Feb. 14	Illinois at Penn State Nebraska at Rutgers Michigan at Wisconsin	6 p.m. 7 p.m. 8 p.m.	ESPN/2/U BTN ESPN/2				
Feb. 15	Minnesota at Michigan State Indiana at Northwestern	6 p.m. 8 p.m.	BTN BTN				
Feb. 16	Purdue at Maryland Ohio State at Iowa	5:30 p.m. 8 p.m.	BTN ESPN2				
Feb. 18	Illinois at Indiana Rutgers at Wisconsin Penn State at Minnesota Michigan State at Michigan	11 a.m. 1 p.m. 6 p.m. 8 p.m.	ESPN/2 BTN BTN FOX				
Feb. 19	Ohio State at Purdue Maryland at Nebraska Iowa at Northwestern	Noon 4 p.m. 5:30 p.m.	CBS FS1 BTN				



The Hawkeye Visions Endowment Program: Hawkeye Visions is an on-going campaign, which seeks to build an endowment capable of covering the cost, via earnings, of UI student-athlete scholarships. The program currently includes over 200 scholarships ranging from fully endowed scholarships, partially endowed, in development or scholarships pledged via an estate gift. The following Visionary and Leadership level endowed scholarships will be awarded for the 2022-23 academic year.

Visionary Level Scholarships

Beth and Bob Allsop Point Guard Scholarship
John and Ruth Beckman Scholarships
Ray Carlson Lineman Scholarship
Mark C. Falb Quarterback Scholarship
Bill and John Fenton Football Scholarship
George C. and Nora Foerstner Memorial and Alex A. and JoAnn F. Meyer Football Scholarships
Russ and Ann Gerdin Family Football Scholarships
Russ and Ann Gerdin Family Men's Basketball Scholarships
Russ and Ann Gerdin Family Women's Basketball Scholarship
Russ and Ann Gerdin Family Wrestling Scholarship
Russ and Ann Gerdin Family Athletic Scholarship
Leonard A. and Marlene S. Hadley Center Football Scholarship
Mike "Hammer" Hammond Football Scholarship Fund
Robert G. and Annalee Jacoby Hockridge Wrestling Scholarship
Jim and Rhonda Juhlin Men's Basketball Scholarship
Nile Kinnick Leadership Scholarship
Mary Lee Hawkeye Spirit Scholarships
Gus and Theo Mastrogany Football End Scholarship
Robert W. and Jean C. Ottilie Athletic Scholarships
Ned and Reba Postels Family Men's Basketball Scholarship
James Rohweder Baseball Second Baseman Scholarship
James Rohweder Softball Second Baseman Scholarship
Christian G. 'Dutch' Schmidt Baseball Scholarships
Keith and Justine Schulte "6th-Man" Men's Basketball Scholarship
John and Peg Slusher Softball Catcher Scholarship
Roland and Esther Smith Men's Athletic Scholarships
Roland and Esther Smith Women's Athletic Scholarships
Arthur E. Stanley Football Scholarships
Chris Street Memorial Men's Basketball Scholarship
Dale L. Tieden Football Scholarships
Henry B. and Patricia B. Tippie Athletic Scholarships
Dr. Virginia M. Weimar Women's Basketball Scholarship
Jim and Susan Woods Offensive Lineman Scholarship

Leadership Level Scholarships

Dr. C.F. "Larry" and Lois Barrett Football Scholarship
Micheal and Patricia Beal Women's Basketball Scholarship
P. Sue Beckwith, M.D., Women's Basketball Scholarship
P. Sue Beckwith, M.D., Rowing Scholarship
Warren and Harriet Berman Family Football Scholarship
Warren and Harriet Berman Family Men's Basketball Scholarship
Mike Boddicker Baseball Scholarship
Lester Bookey Memorial Scholarship
Patty and Tom Buroker Football Scholarship
Thomas L. Cardella Football Scholarship
B. W. "Wayne" Carpenter Family Football Scholarship
Carver Scholarship/Slater Award
Gene and Jennie Clay Football Scholarship
John and Mary Ann Colloton Men's Basketball Scholarship
John and Mary Ann Colloton Football Scholarship
John and Mary Ann Colloton Women's Basketball Scholarship
John and Mary Ann Colloton Wrestling Scholarship
Catherine Nacke Cooper Men's Basketball Scholarship
Brad and Peggy Davis Golf Scholarship
Tom and Shari Davis Men's Basketball Manager Scholarship
Doran Family Gymnastics Scholarship
C. W. "Bump" Elliott Football Scholarship
Dr. Brent and Ellen Feller Men's Basketball Scholarship
John Ferentz Memorial Football Scholarship
Fitzgerald Family Women's Basketball Scholarship
Hayden Fry Captain's Scholarship
Eugene and Pat Gauron Women's Tennis Scholarship
Al Grady Memorial Football Scholarship
Hanlen Family Athletic Scholarship
Carol Hauptert Football Scholarship
Donald W. and Marilyn Heineking Baseball Scholarship
Donald W. and Marilyn Heineking Football Scholarship
Donald W. and Marilyn Heineking Men's Cross Country/Track Scholarship
Donald W. and Marilyn Heineking Men's Basketball Manager's Scholarship
Donald W. and Marilyn Heineking Softball Scholarship
Donald W. and Marilyn Heineking Volleyball Scholarship
Donald W. and Marilyn Heineking Women's Basketball Scholarship
Donald W. and Marilyn Heineking Wrestling Scholarship
Theo and Glenda Hitchens Football Scholarship
Theo and Glenda Hitchens Men's Basketball Scholarship
James Hoak Men's Golf Scholarship



Leadership Level Scholarships - Continued

Tim and Kathee Howard Football Scholarship
 Iowa Style Wrestling Scholarship
 Richard O. Jacobson Football Scholarship
 Johnson County I-Club Football Scholarship
 Johnson County I-Club Wrestling Scholarship
 Bud and Georgia Johnson Women's Basketball Scholarship
 Bud and Georgia Johnson Volleyball Scholarship
 Nile Kinnick Memorial Scholarships
 Nile Kinnick Scholarship for Women
 Ron Kirchhoff Men's Basketball Scholarship
 Don and Joyce Klimes Football Scholarship
 W. A. Krause Football Scholarship
 Gary Kurdelmeier Wrestling Scholarship
 Robert and Dorothy Lee Scholarship
 Michael and Chelle Lehman Volleyball Scholarship
 Jack and Ailene Liechty Men's Golf Scholarship
 Jack and Ailene Liechty Football Scholarship
 Jack and Ailene Liechty Men's Basketball Scholarship
 Jack and Ailene Liechty Women's Basketball Scholarship
 Linn County I-Club Football Scholarship
 Lohaus Men's Basketball Scholarship
 Paul Mason Memorial Scholarship
 Dick and Kathleen McKeen Football Scholarship
 Dick and Kathleen McKeen Women's Basketball Scholarship
 Dick and Kathleen McKeen Wrestling Scholarship
 Bob and Jo Lynne Meskimen Family Football Scholarship
 Monday Morning Quarterback Club Football Scholarship
 Terry and Susan Mulligan Football Scholarship
 Terry and Susan Mulligan Men's Swimming Scholarship
 Bucky O'Connor Men's Basketball Scholarship
 Bucky O'Connor Men's Golf Scholarship

Dennis and Donna Oldorf Athletic Scholarship
 Robert and Ruth Bywater Olson Football Scholarship
 Bob and Dorothy Otto Football Scholarship
 Dave Paulson Baseball Scholarship
 Whitey and Grace Piro Football Scholarship
 William and Kay Pitlik Wrestling Scholarship
 William and Kay Pitlik Football Scholarships
 William and Kay Pitlik Softball Scholarship
 William and Kay Pitlik Women's Basketball Scholarship
 William and Kay Pitlik Field Hockey Scholarship
 Polk County I-Club Football Scholarship
 Polk County I-Club Softball Scholarship
 Rigler Family Football Scholarship
 Dave and Rita Roberts Women's Basketball Scholarship
 Bob Root Memorial Football Scholarship
 Stella Wolff Sanford Women's Scholarship
 Douglas D. Schnoebelen Women's Basketball Scholarship
 John and Dorothy Sill Wrestling Scholarship
 Val, Marilyn and Gary Skarda Family Baseball Scholarship
 Betty and Bob Stein Family Swimming Scholarship
 Professor Ralph I. and Barbara G. Stephens Women's Basketball Scholarship
 Marshall Stewart Athletic Scholarship
 Dennis and Janice Oliver Strang Football Scholarship
 John Streif Men's Basketball Scholarship
 Ben Trickey Memorial Scholarship
 Raymond K. and Susan K. Vawter Football Scholarship
 W. David Ward Football Scholarship
 George Wine Sports Information Scholarship
 Earl and Edna Yoder Football Scholarship

The Hawkeye Visions Endowment Program: Investing in a Winning Future

To make a gift or for more information about the Hawkeye Visions Endowment Program, please contact Senior Director of Development Sloane Tyler at (319-467-3736), Sloane.Tyler@foriowa.org, or (800) 648-6973.

Please visit jointheclub.com for more information. The UI Center for Advancement is the preferred channel of support for private contributions to all areas of the University of Iowa.

Current Athletic Endowed Scholarship Gift Minimums

Visionary Scholarships require a gift of at least \$1,000,000

Naming example: The Jane Doe Women's Basketball Point Guard Scholarship

Leadership Scholarships require a gift of at least \$500,000

Naming example: The Doe Family Baseball Scholarship

Sustaining Scholarships require a gift of at least \$100,000

Naming example: The John and Jane Doe Athletic Scholarship



Iowa's Carver-Hawkeye Arena is located on the west campus in the University's athletic complex, approximately one-quarter mile northwest of Kinnick Stadium. It is a few minutes' drive from Interstate 80 and 380 and about 30 minutes from the Eastern Iowa Airport in Cedar Rapids.

The press section at the arena is located on the west side of the floor.

A hospitality room for the media is located through the main exit ramp off the playing floor. Soft drinks and popcorn are available to the media, along with concession food vouchers.

Postgame news conferences with the head coaches are held in the Press Room. Iowa player interviews are conducted in the Press Room following the coach's interviews.

COACH MCCAFFERY CONFERENCES/INTERVIEW REQUESTS

Coach Fran McCaffery holds media conferences in Carver-Hawkeye Arena and Zoom calls throughout the season. Requested Iowa players are available on days Coach McCaffery meets with the media. A schedule of dates and times is provided to media prior to the season. All Iowa practice sessions are closed to the public and media.

All interview requests for members of the Iowa coaching staff and Hawkeye student-athletes should be directed through athletic communications (319) 335-9411. Please refrain from contacting members of the basketball program directly.

CREDENTIALS

Requests for game credentials should be directed in e-mail to Matt Weitzel (matthew-weitzel@uiowa.edu). Requests should be filed early enough to allow time for processing. Credentials that are not mailed can be claimed at the Will Call window at the Carver-Hawkeye Arena ticket office, located at the north entrance to the arena. Photo identification is required.

PARKING

Requests for parking should be made when requesting credentials. Media parking is located in lots 40 and 33 near the East side of Carver-Hawkeye Arena.

SERVICES

A gameday flipcard and halftime box scores will be at each seat in press row. Live stats are available for each game at statbroadcast.com. Approximately 10-15 minutes after the game, the complete statistics packet will be distributed to each member of the working media in attendance. Stats and play-by-play in PDF format will be emailed approximately 30 minutes following each game. Box scores are also posted on the Iowa website, hawkeyesports.com.

HIGH SPEED INTERNET ACCESS

High speed internet access is available in Carver-Hawkeye Arena, as the majority of the media seats are hard-wired for access. Wireless internet is also available. Check with a member of the communications staff for a username and password card that is good for the entire 2021-22 season.

IOWA ON THE INTERNET

Updated information on the Iowa basketball team and athletics department is available on its website: hawkeyesports.com.

Iowa athletic communications staff members may be addressed electronically at the following e-mail address:

steven-roe@uiowa.edu

matthew-weitzel@uiowa.edu

traci-a-wagner@uiowa.edu

james-allan@uiowa.edu

samuel-basler@uiowa.edu

hannah-ossman@uiowa.edu

bailey-turner@uiowa.edu

THE HAWKEYE RADIO NETWORK

Fans of the University of Iowa following the Hawkeyes on radio can tune in on their favorite station throughout the state of Iowa and the Midwest.

The radio voice of the Hawkeyes is Gary Dolphin, a Cascade, Iowa, native who handles all play-by-play action of both Iowa men's basketball and football. In addition, Dolphin also serves as the host of the weekly radio and television coach's shows during the seasons with men's basketball Coach Fran McCaffery and football Coach Kirk Ferentz. Dolphin, in 2001 and 2011, was named the Iowa Sportscaster of the Year. He is in his 26th season of broadcasting Iowa basketball and football on the Hawkeye Radio Network. Dolphin, overall, is in his 50th year of play-by-play broadcasting, which also includes six years of broadcasting basketball games for Northwestern University.

Dolphin is joined on all University of Iowa basketball broadcasts by former Hawkeye and NBA veteran Bobby Hansen, who enters his 31st season calling games on the Hawkeye Radio Network. Hansen was a four-year letterman and a member of Iowa's 1980 Final Four team. Hansen enjoyed a lengthy career in the NBA and earned an NBA championship while playing for the Chicago Bulls.

The Hawkeye Radio Network, a production of Learfield Communications, Inc. of Jefferson City, Missouri, blankets the state of Iowa and bordering states with more than 50 stations providing live coverage. The Hawkeyes can also be heard online (hawkeyesports.com) and on Sirius/XM Satellite Radio.





Your hosts in Carver-Hawkeye Arena include UI Athletic Communications staff members Matthew Weitzel, Steve Roe, James Allan, Hannah Ossman, Sam Basler, Bailey Turner, Traci Wagner, along with Brian Ray, Director of Photography, and assistant director of photography Stephen Mally. The Athletic Communications staff also includes intern John Leo and Leandra Jew, and student staff members Jack Bacon, Claire Kelly, Jaren Nelson, Reagan Schoening, Teagan Schreiber, Duncan Shay, Sydney Weber and Abby Wisecup.

Roe was named Director of Athletic Communications in July, 2011, after serving as interim director for one year. He joined the Hawkeye staff in 1990 and was named associate director in 1997. The Iowa City native earned his bachelor's degree from Buena Vista University and his master's degree from Northeast Louisiana University. Steve and his wife, Janet, have a daughter, Nike, and a son, James, two granddaughters, Teagan (18) and Lydia (9), and a grandson, Jack (12).

Wagner is in her 24th year as an assistant after previously serving as a student assistant for four years and as an intern for two years. A native of Iowa Falls, Wagner earned her bachelor's degree in 1997 with a double major in journalism and communication studies. Traci and her husband, Jason, have a son, Nicholas, and a daughter, Sydney.

Weitzel was named associate director in July, 2012, after serving as assistant director since 1998. Weitzel graduated from the University of Iowa in 1997 with a bachelor's degree in journalism and mass communication, with an emphasis in business. The native of Mundelein, Illinois, was a student in the sports information office for three years. He and his wife, Carrie, have a two-year old son, Grey, and an infant daughter, Owen Rose.

Allan was named associate director in 2016 following seven years as a full-time assistant. It is Allan's second stint in the office, as he served as a student assistant from 2000-04. Allan returned to Iowa City after serving as the sports information director at the University of Missouri-Kansas City from 2005-10, and as the athletics media relations intern at Texas Christian University in 2004-05. The Hampton, Iowa, native earned his bachelor's degree in journalism from the University of Iowa in May, 2004. He and his wife, Mary Ann, have four children, Jonathan, Will, Eleanor, and Olivia.

Basler is in his first year as a fulltime staff member after serving as an intern for one year and as a student assistant for two years. He previously was a student assistant in the sports information department at Gonzaga University (2018-19). The West Des Moines native earned his bachelor's degree in sports management from Gonzaga and his master's degree in sport and recreation management from Iowa.

Ossman joined the fulltime staff in August 2019, after assisting for a year in the department as an intern. The Farmington, Illinois, native earned her bachelor's degree in communications and journalism and master's degree in sport management from Northern Illinois University. There, she worked in the Athletic Communications department as a student assistant and graduate assistant. Hannah has an infant son, Elias.



**Steve
Roe**



**Matthew
Weitzel**




**James
Allan**




**Hannah
Ossman**



**Traci
Wagner**



**Bailey
Turner**



**Sam
Basler**



**Brian
Ray**



**Stephen
Mally**

Turner was named assistant director of communications in 2022. It is Turner's second time in the office, as he served as a student assistant from 2017-20. Turner returned to Iowa City after serving as an assistant director at North Texas from 2021-22, and as an athletic communications assistant at Middle Tennessee. The Boone, Iowa, native earned his bachelor's degree in sports and recreation management from the University of Iowa in 2020.

Ray joined the UI athletics department in December, 2013 and serves as the athletics department director of photography. Ray previously was the Iowa City chief photographer and senior visual journalist for the Cedar Rapids Gazette and is a Davenport, Iowa native. Ray earned a bachelor's degree from Iowa in journalism and psychology in 2002. Brian and his wife, Joanna, have a son, Boston, and a daughter, Joslynn.

Mally is in his fourth year as assistant director of photography for the athletics department. Prior to joining the Hawkeye staff Stephen was a staff photographer at the Cedar Rapids Gazette.

The Athletic Communications Office is located in Suite S300 in Carver-Hawkeye Arena. Rhonda Wetjen is the office assistant and the office phone number is 319-335-9411.



George Wine Scholarship Benefits University of Iowa Student Interns

Dr. Barrie Anderson, spouse of former University of Iowa Sports Information Director George Wine, has established the George Wine Memorial Scholarship Fund. The fund provides a scholarship each semester to a senior student intern who is employed in the UI Athletic Communications office. Wine served as Iowa's Sports Information Director from 1968-1993.



ZOOM FREAK 2

Speed, Power and Control for
Every Type of Player.






Mediacom[®] ***COURT***

Mediacom is proud to play an active role in support of the academic and intercollegiate athletics missions at the University of Iowa.

Every Mediacom employee is dedicated to delivering the most advanced communication technologies and services available. They are equally devoted to the communities in which they live and work. As such, Mediacom takes great pride in offering free telecommunication services to schools and libraries, creating local employment opportunities, and expanding participation and awareness of high school and intercollegiate athletics from river to river, border to border.

Mediacom wholeheartedly embraces the unique talents and spirit that flourish in the Heartland and are in such tremendous abundance on the campus of the University of Iowa. We join thousands of fellow Iowans when we cheer, with fists held high, "Go Hawks!"



#0
FILIP REBRACA
F, 6-9, 230, Gr.



#1
AHRON ULIS
G, 6-3, 190, Jr.



#2
AMARION NIMMERS
G, 6-2, 173, Fr.



#4
JOSH DIX
G, 6-5, 192, Fr.




#5
DASONTE BOWEN
G, 6-2, 174, Fr.



#10
DANTE ELDRIDGE
G, 5-9, 170, Jr.




#11
TONY PERKINS
G, 6-4, 205, Jr.



#11
CARTER KINGSBURY
G, 6-4, 225, RS-Fr.



#20
PAYTON SANDFORT
G, 6-7, 215, So.



#22
PATRICK MCCAFFERY
F, 6-9, 210, RS-Jr.



#23
JOSH OGUNDEKE
C, 6-10, 275, Jr.




#24
KRIS MURRAY
F, 6-8, 220, Jr.



#25
LUC LAKETA
G, 6-5, 180, So.



#30
CONNOR MCCAFFERY
G/F, 6-5, 215, Gr.



#44
RILEY MULVEY
C, 6-11, 245, So.



FRAN MCCAFFERY
Head Coach



SHERMAN DILLARD
Assistant Coach



COURTNEY ELDRIDGE
Assistant Coach



MATT GATENS
Assistant Coach





2022 BIG TEN MEN'S BASKETBALL TOURNAMENT
CHAMPIONS



BIG
MEN'S BASKETBALL
TOURNAMENT
INDIANAPOLIS 2022

BIG
BIG TEN CONFERENCE

MEN'S BASKETBALL
TOURNAMENT
CHAMPIONS

2022

MARCH OF
MADNESS

2022 TICKET
PUNCHED



NCAA TOURNAMENT AUTOMATIC QUALIFIER



BIG TEN MEN'S BASKETBALL TOURNAMENT