





Super 16 Presented By Ozone

Team Results

Jan 6-7, 2023

| Rank | Gym | Team | Score |  |  |  |  |
|------|----------------|------|---------|---|---|---|---|
| 1 | Cal Bears | X | 197.475 | 49.150 2 | 49.425 1 | 49.425 1 | 49.475 1 |
| 2 | Iowa Hawks | X | 196.225 | 49.200 1 | 48.850 3 | 49.050 2 | 49.125 2 |
| 3 | ASU Sun Devils | X | 195.775 | 48.900 3 | 49.150 2 | 48.775 3 | 48.950 3 |
| 4 | BYU Cougars | X | 193.775 | 48.850 4 | 48.350 4 | 48.125 4 | 48.450 4 |





Super 16 Presented By Ozone

Event Results - AA

Jan 6-7, 2023

Page: 1
Printed: 1/7/2023 1:58 PM

Women / CC
Session: 3

| Rank | Num | Name | Gym |  |  |  |  | AA |
|------|------|-----------------|----------------|---|---|---|---|--------|
| 1 | 910 | Andi Li | Cal Bears | 9.725 | 9.975 | 9.850 | 9.900 | 39.450 |
| 2 | 1118 | Emily White | ASU Sun Devils | 9.800 | 9.875 | 9.900 | 9.825 | 39.400 |
| 3 | 914 | Maddie Williams | Cal Bears | 9.750 | 9.825 | 9.900 | 9.850 | 39.325 |
| 4 | 904 | Nevaeh DeSouva | Cal Bears | 9.900 | 9.850 | 9.875 | 9.675 | 39.300 |
| 5T | 905 | EMjae Frazier | Cal Bears | 9.750 | 9.400 | 9.950 | 9.950 | 39.050 |
| 5T | 1114 | Hannah Scharf | ASU Sun Devils | 9.825 | 9.775 | 9.550 | 9.900 | 39.050 |
| 7 | 1112 | Gracie Reeves | ASU Sun Devils | 9.800 | 9.850 | 9.825 | 9.525 | 39.000 |

Super 16 Presented By Ozone

Event Results - Bars

Jan 6-7, 2023



| Rank | Num | Name | Gym | Start | Score | Out |
|------|------|------------------|----------------|-------|-------|-------|
| 1 | 910 | Andi Li | Cal Bears | --- | 9.975 | 0.000 |
| 2T | 911 | Gabby Perea | Cal Bears | --- | 9.900 | 0.075 |
| 2T | 1200 | Anyssa Alvarado | BYU Cougars | --- | 9.900 | 0.075 |
| 4T | 1118 | Emily White | ASU Sun Devils | --- | 9.875 | 0.100 |
| 4T | 903 | Ella Cesario | Cal Bears | --- | 9.875 | 0.100 |
| 6T | 904 | Nevaeh DeSouva | Cal Bears | --- | 9.850 | 0.125 |
| 6T | 1112 | Gracie Reeves | ASU Sun Devils | --- | 9.850 | 0.125 |
| 6T | 1102 | Sarah Clark | ASU Sun Devils | --- | 9.850 | 0.125 |
| 6T | 1209 | Lindsey Hunter | BYU Cougars | --- | 9.850 | 0.125 |
| 10T | 914 | Maddie Williams | Cal Bears | --- | 9.825 | 0.150 |
| 10T | 1019 | Allison Zuhlke | Iowa Hawks | --- | 9.825 | 0.150 |
| 10* | 1206 | Kylie Equinto | BYU Cougars | --- | 9.825 | 0.150 |
| 10* | 1008 | Kendall Laplante | Iowa Hawks | --- | 9.825 | 0.150 |
| 14 | 1109 | Jada Mangahas | ASU Sun Devils | --- | 9.800 | 0.175 |
| 15T | 1114 | Hannah Scharf | ASU Sun Devils | --- | 9.775 | 0.200 |
| 15T | 1011 | Kareena Mcsweeny | Iowa Hawks | --- | 9.775 | 0.200 |
| 17 | 1013 | Aubrey Nick | Iowa Hawks | --- | 9.750 | 0.225 |
| 18 | 1015 | Marissa Rojas | Iowa Hawks | --- | 9.675 | 0.300 |
| 19 | 1113 | Cienna Samiley | ASU Sun Devils | --- | 9.650 | 0.325 |
| 20 | 1202 | Sydney Benson | BYU Cougars | --- | 9.625 | 0.350 |
| 21 | 1010 | Gianna Masella | Iowa Hawks | --- | 9.475 | 0.500 |
| 22 | 905 | EMjae Frazier | Cal Bears | --- | 9.400 | 0.575 |
| 23 | 1203 | Anna Bramblett | BYU Cougars | --- | 9.150 | 0.825 |
| 24 | 1213 | Allix Mason | BYU Cougars | --- | 9.050 | 0.925 |

Super 16 Presented By Ozone

Event Results - Beam

Jan 6-7, 2023



| Rank | Num | Name | Gym | Start | Score | Out |
|------|------|---------------------|----------------|-------|-------|-------|
| 1 | 905 | EMjae Frazier | Cal Bears | --- | 9.950 | 0.000 |
| 2T | 1118 | Emily White | ASU Sun Devils | --- | 9.900 | 0.050 |
| 2T | 914 | Maddie Williams | Cal Bears | --- | 9.900 | 0.050 |
| 2T | 1013 | Aubrey Nick | Iowa Hawks | --- | 9.900 | 0.050 |
| 2T | 1219 | Elease Rollins | BYU Cougars | --- | 9.900 | 0.050 |
| 6 | 904 | Nevaeh DeSouva | Cal Bears | --- | 9.875 | 0.075 |
| 7T | 910 | Andi Li | Cal Bears | --- | 9.850 | 0.100 |
| 7T | 909 | Mya Lauzon | Cal Bears | --- | 9.850 | 0.100 |
| 7T | 1213 | Allix Mason | BYU Cougars | --- | 9.850 | 0.100 |
| 7T | 1004 | Alexa Ebeling | Iowa Hawks | --- | 9.850 | 0.100 |
| 11T | 1112 | Gracie Reeves | ASU Sun Devils | --- | 9.825 | 0.125 |
| 11T | 1015 | Marissa Rojas | Iowa Hawks | --- | 9.825 | 0.125 |
| 13 | 1007 | Adeline Kenlin | Iowa Hawks | --- | 9.800 | 0.150 |
| 14T | 911 | Gabby Perea | Cal Bears | --- | 9.775 | 0.175 |
| 14T | 1107 | Kayla Lee | ASU Sun Devils | --- | 9.775 | 0.175 |
| 16 | 1216 | Lauren Ono | BYU Cougars | --- | 9.750 | 0.200 |
| 17 | 1102 | Sarah Clark | ASU Sun Devils | --- | 9.725 | 0.225 |
| 18 | 1019 | Allison Zuhlke | Iowa Hawks | --- | 9.675 | 0.275 |
| 19 | 1114 | Hannah Scharf | ASU Sun Devils | --- | 9.550 | 0.400 |
| 20 | 1212 | Mina Margraf | BYU Cougars | --- | 9.525 | 0.425 |
| 21 | 1104 | Skye Harper | ASU Sun Devils | --- | 9.225 | 0.725 |
| 22 | 1006 | JerQuavia Henderson | Iowa Hawks | --- | 9.200 | 0.750 |
| 23 | 1215 | Eliza Millar | BYU Cougars | --- | 9.100 | 0.850 |
| 24 | 1220 | Heidi Schooley | BYU Cougars | --- | 9.075 | 0.875 |

Super 16 Presented By Ozone

Event Results - Floor

Jan 6-7, 2023



| Rank | Num | Name | Gym | Start | Score | Out |
|------|------|---------------------|----------------|---------|-------|-------|
| 1 | 905 | EMjae Frazier | Cal Bears | ---.--- | 9.950 | 0.000 |
| 2 | 909 | Mya Lauzon | Cal Bears | ---.--- | 9.925 | 0.025 |
| 3T | 910 | Andi Li | Cal Bears | ---.--- | 9.900 | 0.050 |
| 3T | 1114 | Hannah Scharf | ASU Sun Devils | ---.--- | 9.900 | 0.050 |
| 3T | 1007 | Adeline Kenlin | Iowa Hawks | ---.--- | 9.900 | 0.050 |
| 6T | 1109 | Jada Mangahas | ASU Sun Devils | ---.--- | 9.875 | 0.075 |
| 6T | 1006 | JerQuavia Henderson | Iowa Hawks | ---.--- | 9.875 | 0.075 |
| 8T | 914 | Maddie Williams | Cal Bears | ---.--- | 9.850 | 0.100 |
| 8T | 911 | Gabby Perea | Cal Bears | ---.--- | 9.850 | 0.100 |
| 10T | 1118 | Emily White | ASU Sun Devils | ---.--- | 9.825 | 0.125 |
| 10T | 1018 | Linda Zivat | Iowa Hawks | ---.--- | 9.825 | 0.125 |
| 10T | 1105 | Jordyn Jaslow | ASU Sun Devils | ---.--- | 9.825 | 0.125 |
| 10T | 1009 | Bailey Libby | Iowa Hawks | ---.--- | 9.825 | 0.125 |
| 14T | 1013 | Aubrey Nick | Iowa Hawks | ---.--- | 9.700 | 0.250 |
| 14T | 1219 | Elease Rollins | BYU Cougars | ---.--- | 9.700 | 0.250 |
| 14T | 1204 | Sophie Dudley | BYU Cougars | ---.--- | 9.700 | 0.250 |
| 14T | 1220 | Heidi Schooley | BYU Cougars | ---.--- | 9.700 | 0.250 |
| 18T | 904 | Nevaeh DeSouva | Cal Bears | ---.--- | 9.675 | 0.275 |
| 18T | 1218 | Rebekah Ripley | BYU Cougars | ---.--- | 9.675 | 0.275 |
| 18T | 1215 | Eliza Millar | BYU Cougars | ---.--- | 9.675 | 0.275 |
| 21 | 1112 | Gracie Reeves | ASU Sun Devils | ---.--- | 9.525 | 0.425 |
| 22T | 1202 | Sydney Benson | BYU Cougars | ---.--- | 9.500 | 0.450 |
| 22T | 1107 | Kayla Lee | ASU Sun Devils | ---.--- | 9.500 | 0.450 |
| 24 | 1010 | Gianna Masella | Iowa Hawks | ---.--- | 9.075 | 0.875 |

Super 16 Presented By Ozone

Event Results - Vault

Jan 6-7, 2023



| Rank | Num | Name | Gym | Start | Score | Out |
|------|------|---------------------|----------------|-------|-------|-------|
| 1T | 909 | Mya Lauzon | Cal Bears | --- | 9.925 | 0.000 |
| 1T | 1018 | Linda Zivat | Iowa Hawks | --- | 9.925 | 0.000 |
| 3 | 904 | Nevaeh DeSouva | Cal Bears | --- | 9.900 | 0.025 |
| 4 | 1019 | Allison Zuhlke | Iowa Hawks | --- | 9.875 | 0.050 |
| 5 | 1006 | JerQuavia Henderson | Iowa Hawks | --- | 9.850 | 0.075 |
| 6T | 1114 | Hannah Scharf | ASU Sun Devils | --- | 9.825 | 0.100 |
| 6T | 903 | Ella Cesario | Cal Bears | --- | 9.825 | 0.100 |
| 8T | 1118 | Emily White | ASU Sun Devils | --- | 9.800 | 0.125 |
| 8T | 1112 | Gracie Reeves | ASU Sun Devils | --- | 9.800 | 0.125 |
| 8T | 1213 | Allix Mason | BYU Cougars | --- | 9.800 | 0.125 |
| 8T | 1012 | Karina Munoz | Iowa Hawks | --- | 9.800 | 0.125 |
| 12T | 1202 | Sydney Benson | BYU Cougars | --- | 9.775 | 0.150 |
| 12T | 1218 | Rebekah Ripley | BYU Cougars | --- | 9.775 | 0.150 |
| 14T | 914 | Maddie Williams | Cal Bears | --- | 9.750 | 0.175 |
| 14T | 905 | EMjae Frazier | Cal Bears | --- | 9.750 | 0.175 |
| 14T | 1010 | Gianna Masella | Iowa Hawks | --- | 9.750 | 0.175 |
| 14* | 1206 | Kylie Eaquinto | BYU Cougars | --- | 9.750 | 0.175 |
| 14* | 1105 | Jordyn Jaslow | ASU Sun Devils | --- | 9.750 | 0.175 |
| 14* | 1008 | Kendall Laplante | Iowa Hawks | --- | 9.750 | 0.175 |
| 14T | 1204 | Sophie Dudley | BYU Cougars | --- | 9.750 | 0.175 |
| 21T | 910 | Andi Li | Cal Bears | --- | 9.725 | 0.200 |
| 21T | 1109 | Jada Mangahas | ASU Sun Devils | --- | 9.725 | 0.200 |
| 21T | 1219 | Eleese Rollins | BYU Cougars | --- | 9.725 | 0.200 |
| 21T | 1115 | Anaya Smith | ASU Sun Devils | --- | 9.725 | 0.200 |