

IOWA BASKETBALL

@IOWAWBB GAME NOTES

28 NCAA Tournaments • 8 Sweet Sixteens • 4 Elite Eights • 1993 NCAA Final Four • 14 Big Ten Titles

2022-23 SCHEDULE/RESULTS (19-4; 11-1)

10/28	Nebraska Kearney (Exh.)	W, 108-29
11/7	Southern	W, 87-34
11/10	Evansville	W, 115-62
11/13	at Drake	W, 92-86 (OT)
11/17	at Kansas State	L, 83-84
11/20	Belmont	W, 73-62
11/25	\$ vs. Oregon State	W, 73-59
11/27	\$ vs. #3/3 UCONN	L, 79-86
12/1	* #12/11 NC State	L, 81-94
12/4	at Wisconsin	W, 102-71
12/7	+ #10/8 Iowa State	W, 70-57
12/10	Minnesota	W, 87-64
12/18	Northern Iowa	W, 88-74
12/21	Dartmouth	W, 92-54
12/29	Purdue	W, 83-68
1/1	at Illinois	L, 86-90
1/7	at #14/19 Michigan	W, 94-85
1/11	Northwestern	W, 93-64
1/14	Penn State	W, 108-67
1/18	at Michigan State	W, 84-81 (OT)
1/23	at #2/2 Ohio State	W, 83-72
1/28	Nebraska	W, 80-76
2/2	#8/9 Maryland	W, 96-82
2/5	at Penn State	W, 95-51
2/9	at #2/3 Indiana	5:30 PM
2/12	Rutgers	2 PM
2/15	Wisconsin	6:30 PM
2/18	at Nebraska	1 PM
2/21	at Maryland	7 PM
2/26	Indiana	1 PM

March 1-5 Big Ten Tournament (Minneapolis, Minnesota)

\$ - Phil Knight Legacy College Basketball Tournament

* - Big Ten/ACC Challenge

+ - Iowa Corn Cy-Hawk Series Game

All times are in Central Time (CT) and are subject to change.

Communications Contact: Bailey Turner
E-Mail: bailey-turner@uiowa.edu

Twitter: @Bailey_Turner_
Cell: (515) 230-7451

#5 IOWA at #2 INDIANA



IOWA HAWKEYES

Record: 19-4 (11-1)

AP Poll: 5 Coaches Poll: 6

Head Coach: Lisa Bluder

Record at Iowa: 482-246 (23rd Yr.)



INDIANA HOOSIERS

Record: 22-1 (12-1)

AP Poll: 2 Coaches Poll: 3

Head Coach: Teri Moren

Record at School: 194-90 (9th Yr.)

Feb. 9, 2023 | 5:30 p.m. (CT)
Simon Skjodt Assembly Hall | Bloomington, Ind.

TV: BTN

Talent: Matt Schumaker, Christy Winters Scott

Live Stats/Audio: hawkeyesports.com

Radio: Hawkeye Radio Network, Varsity Network App, Sirius XM

Talent: Rob Brooks, Jaime Cavey Lang

Twitter: @IowaWBB

PROGRAM QUICK HITS

- Highest Preseason AP Ranking (No. 4) since 1994.
- The No. 4 ranking was the second highest ranking in program history.
- The Hawkeyes have been ranked in the AP Preseason Top 10 in consecutive seasons for the fifth time in school history and the first time during head coach Lisa Bluder's tenure.
- Hawkeyes tabbed as Big Ten preseason favorites by coaches and media.
- The Hawkeyes return all five starters from year ago, that won a share of the Big Ten regular season title, Big Ten Tournament, and earned a No. 2 seed in the NCAA Tournament.
- Caitlin Clark was tabbed the Big Ten Preseason Player of the Year. Her and Monika Czinano were both recognized unanimously by the coaches on the preseason all-conference team.
- Since 2008, Lisa Bluder's teams own a 225-42 record inside of Carver-Hawkeye Arena. In that stretch, the Hawkeyes have posted three undefeated seasons at home. Over the last eight years, Iowa has dropped the second-fewest regular season home games in the Big Ten.
- Iowa welcomes four new players to the 2022-23 roster: Molly Davis, Jada Gyamfi, Taylor McCabe, and Hannah Stuelke. Gyamfi, McCabe, and Stuelke are all true freshmen, hailing from Johnston, Cedar Rapids and Fremont, Nebraska, respectively. Davis is a fourth-year transfer from Central Michigan.
- Clark's preseason accolades: Big Ten Preseason Player of the Year, AP All-American (unanimous), Nancy Lieberman Preseason Watch List, All-Big Ten, Wade and Wooden Award Watch List.
- Czinano preseason accolades: Preseason All-Big Ten by the coaches and media, Lisa Leslie Center of the Year Preseason Watch List, Wooden, and Wade Award Watch List.
- Iowa set a program record against Evansville scoring 115 points earlier this season.
- Clark was named a first team AP All-American and senior Monika Czinano was named an AP All-America honorable mention by the Associated Press last year.
- Bluder owns a 482-246 (.660) record and a 243-140 (.630) conference mark at Iowa. In her 38 seasons as a head coach, Bluder is 838-388 (.682).

STAY CONNECTED



PRONUNCIATION GUIDE

Lisa Bluder	BLUE-dir
Sydney Affolter	A-full-ter
Monika Czinano	Monica Sih-NON-oh
AJ Ediger	Ed-i-ger
Kylie Feuerbach	F-yeer-bawk
Jada Gyamfi	Jim-fee
Hannah Stuelke	Stul-key
Shateah Wetering	Shuh-TEA-uh Wet-ER-ing

PROBABLE STARTERS



G • 22 • Caitlin Clark

6-0 • Jr. • West Des Moines, Iowa

PTS	AST	REB	FT%
27.6	8.2	8.0	.840



G • 24 • Gabbie Marshall

5-9 • Sr. • Cincinnati, Ohio

PTS	3-PT%	FT%	STL
4.4	.244	.500	1.4



G • 20 • Kate Martin

6-0 • RS-Sr. • Edwardsville, Ill.

PTS	REB	AST	3FG%
6.9	4.3	3.2	.438



G/F • 14 • McKenna Warnock

6-1 • Sr. • Madison, Wis.

PTS	REB	FG%	3FG%
11.4	5.9	.513	.437



F/C • 25 • Monika Czinano

6-3 • 5th Yr. • Watertown, Minn.

PTS	REB	FG%	FT%
18.3	6.3	.673	.764



P. Sue Beckwith, MD, Head Coach Lisa Bluder

- 23rd year at Iowa (482-246)
- 38 seasons overall (838-388)
- Big Ten all-time leader in regular season conference wins



@iowawbb

INSIDE THE NUMBERS...

	IOWA	OPP
Scoring Average	88.0	70.6
Scoring Defense	70.6	88.0
Scoring Margin	17.4	-17.4
FG%	50.5	39.6
FG% Defense	39.6	50.5
FT%	76.0	73.0
3-PT FG%	36.4	28.9
3-PT FG% Defense	28.9	36.4
Rebound Margin	6.9	-6.9
Assists Per Game	20.9	13.3
Turnovers Per Game	14.0	14.7
Turnover Margin	0.7	-0.7
Steals Per Game	7.7	8.2
Blocks Per Game	2.6	2.7

IOWA ATHLETIC COMMUNICATIONS

5300 Carver-Hawkeye Arena
Iowa City, Iowa 52242
Phone: 319-335-9411

hawkeyesports.com

WBB Contact: Bailey Turner | Twitter: @Bailey_Turner_
Cell: 515-230-7451 | Office: 319-467-4459
Email: bailey-turner@uiowa.edu

HOW MANY TIMES A HAWKEYE PLAYER...

Scored 20 or More Points	
Caitlin Clark.....	22
Monika Czinano.....	10
Kate Martin.....	1
Scored 15 or More Points	
Caitlin Clark.....	23
Monika Czinano.....	17
McKenna Warnock.....	5
Kate Martin.....	1
Hannah Stuelke.....	1
Grabbed 10 or More Rebounds	
Caitlin Clark.....	7
Monika Czinano.....	3
McKenna Warnock.....	2
Hannah Stuelke.....	1
Kate Martin.....	1
Grabbed 7 or More Rebounds	
Caitlin Clark.....	16
Monika Czinano.....	10
McKenna Warnock.....	9
Hannah Stuelke.....	4
Kate Martin.....	3
Molly Davis.....	1
Dished Out 5 or More Assists	
Caitlin Clark.....	20
Kate Martin.....	4
McKenna Warnock.....	1
Molly Davis.....	1
Monika Czinano.....	1
Gabbie Marshall.....	1
Recorded 3 or More Steals	
Gabbie Marshall.....	6
Caitlin Clark.....	4
McKenna Warnock.....	3
Molly Davis.....	1
Sydney Affolter.....	1
Kate Martin.....	1
Blocked 2 or More Shots	
Caitlin Clark.....	3
Addison O'Grady.....	1
Molly Davis.....	1
Hannah Stuelke.....	1
McKenna Warnock.....	1
Monika Czinano.....	1
Posted a Double-Double	
Caitlin Clark.....	11
Monika Czinano.....	2
McKenna Warnock.....	2
Hannah Stuelke.....	1
Kate Martin.....	1
Registered a Triple-Double	
Caitlin Clark.....	3

MARGIN OF VICTORY/DEFEAT

Points	1	2	3	4	5	6	7	8	9	10-14	15-19	20+
Wins	0	0	1	1	0	1	0	0	1	6	1	8
Losses	1	0	0	1	0	0	1	0	0	1	0	0

THIS WEEK

The University of Iowa women's basketball team is set to travel to nationally ranked Indiana on Feb. 9. Tip-off in Bloomington is set for 5:30 p.m. (CT) inside Simon Skjodt Assembly Hall. Caitlin Clark was named Big Ten Player of the week for the fifth time this season and 17th time in her career.

WATCH/FOLLOW ALONG

- Saturday's contest will air on BTN, Sirius XM channels 135/196 and on the Hawkeye Radio Network.
- Live stats are available on the women's basketball schedule page on hawkeyesports.com.

AUDIO COVERAGE

- Rob Brooks and Jamie Cavey Lang will call the action on the Hawkeye Radio Network. A link to the broadcast is available on the women's basketball schedule page on hawkeyesports.com.
- Brooks is in his seventh year as the play-by-play announcer for the Iowa women's basketball team. He has been Iowa football's sideline reporter since 2004. Brooks has called seven different Iowa sports on radio or television.
- Lang is in her seventh year as Iowa's color commentator. She lettered at Iowa from 2002-05. Lang finished her Hawkeye career with 1,265 points and 506 rebounds. She was a two-time All-Big Ten selection.

SCOUTING INDIANA

- The Hoosiers come into this game, 22-1 (12-1), after defeating Purdue 69-46 on Sunday afternoon. They are in first place in the Big Ten.
- Indiana is riding a 10 game winning streak and is 13-0 at home this season.
- They are 6-0 against AP Top 25 teams this season.
- The Hoosiers are averaging 81.3 points per game and have a scoring margin of +21.6.
- Indiana has four players averaging over 10 points per games.
- Mackenzie Holmes was named a Top 10 finalist for Lisa Leslie Center of the Year and a Top 20 John R. Wooden Award Watch List. She ranks second in the nation in FG percentage (69.6) and seventh in the nation in PPG (22.0).
- Yarden Garzon is averaging 12.0 PPG and is ranked third in the nation in 3-point FG percentage (48.6)

THE SERIES

- This will be the 67th meeting between the two programs.
- The Hawkeyes lead the all-time series, 54-21.
- Iowa went 3-0 against the Hoosiers last season.
- In the last 10 matchups, the Hawkeyes are 6-4.

LAST TIME OUT: PENN STATE

- No. 6 Iowa topped Penn State, 95-51, inside the Bryce Jordan Center on Sunday.
- National POY candidate Caitlin Clark led the Hawkeyes with ninth career triple-double. That ties for second-most in NCAA women's basketball history.
- Clark finished with 23 points, 14 assists, and 10 rebounds.
- Iowa held Penn State to nine points in the first quarter which ties a season-best for the Hawkeyes defensive unit in Big Ten play.
- The Hawkeyes have won eight straight games which is second-best in the Big Ten.
- Iowa extended its win streak against Penn State to eight.
- Clark extended her streak of scoring in double figures an astounding 75 games, which is a NCAA Division I best.
- Monika Czinano has shot at least 70% from the field in seven of the last eight games.
- Clark has netted a 3-point basket in 42 straight games. She has hit at least one 3-pointer in 83 career games.
- Clark is the only player in the nation with more than 630 points, 180 rebounds, 180 assists, and 35 steals this season.
- The Hawkeyes have won 14 out of their last 15 games dating back to Dec. 4, 2022.

2022-23 ROSTER

No.	Name	Yr.	Ht.	Pos.	Hometown (High School)
1	Molly Davis	Sr.	5-7	G	Midland Mich. (H.H. Dow)
2	Taylor McCabe	Fr.	5-9	G	Fremont, Neb. (Fremont)
3	Sydney Affolter	So.	5-11	G	Chicago, Ill. (Marist)
4	Kylie Feuerbach	Jr.	6-0	G	Sycamore, Ill. (Sycamore)
13	Shateah Wetering	RS So.	6-0	F	Montezuma, Iowa (Montezuma)
14	McKenna Warnock	Sr.	6-1	G/F	Madison, Wis. (Monona Grove)
20	Kate Martin	RS Sr.	6-0	G	Edwardsville, Ill. (Edwardsville)
22	Caitlin Clark	Jr.	6-0	G	West Des Moines, Iowa (Dowling Catholic)
23	Jada Gyamfi	Fr.	6-1	F	Johnston, Iowa (Johnston)
24	Gabbie Marshall	Sr.	5-9	G	Cincinnati, Ohio (Mount Notre Dame)
25	Monika Czinano	5th Yr.	6-3	F/C	Watertown, Minn. (Watertown-Mayer)
34	AJ Ediger	So.	6-2	F	Hudsonville, Mich. (Hamilton)
40	Sharon Goodman	RS So.	6-3	C	Lime Springs, Iowa (Crestwood)
44	Addison O'Grady	So.	6-4	F/C	Aurora, Colo. (Grandview)
45	Hannah Stuelke	Fr.	6-2	F	Cedar Rapids, Iowa (Washington)

Head Coach: Lisa Bluder (23rd year -- Northern Iowa, 1983)

Associate Head Coach: Jan Jensen (23rd year -- Drake, 1991)

Assistant Coach: Raina Harmon (6th year -- Central Michigan, 2004)

Assistant Coach: Abby (Emmert) Stamp (14th year -- Iowa, 2008)

Director of Player Development: Kathryn Reynolds (6th year -- Iowa, 2015)

Special Assistant to the Head Coach: Jenni Fitzgerald (23rd year -- Drake, 1990)



WHAT 2 WATCH 4

- Clark is second on the all-time scoring list with 2,296 career points.
- Czinano is third on the all-time scoring list with 2,171.
- Clark is second all-time on the 3-pointer list with 281.
- Clark, Czinano, and Warnock are the only trio in Iowa women's basketball history to have 1,100 points and 600 rebounds to play together.
- Eight of Iowa's Big Ten victories have come by more than 10 points.
- Clark has registered 11 double-doubles this year which is tied for 21st nationally. She has 37 in her career.
- Clark leads the country in games this season with 25 points, five boards, and five assists. (13)
- The Hawkeyes have won eight straight games dating back to Jan. 7, 2023
- Clark has registered double figures in 75 straight games which is a NCAA Division I best.

HIGHLY TOUTED HAWKS

- Iowa was tabbed as the fourth ranked team in the AP Preseason Poll and its first regular season poll.
- The Hawkeyes have been ranked in the AP Preseason Top 10 in consecutive seasons for the fifth time in school history and the first time during head coach Lisa Bluder's tenure.
- It is the team's highest preseason ranking since 1994 and marks the second highest in program history.
- This week was Iowa's 310th appearance in the AP Poll and the Hawkeyes rank 23rd for all-time appearances.

EVERYBODY WANTS TO SEE IOWA

- The nationally ranked Hawkeyes have been selected to appear on television 18 times during the regular season, including 14 conference games, most of any Big Ten school.
- For the first time in league history there will be two women's basketball games televised over the air on FOX, with both contests including the Hawkeyes.
- Iowa will appear on ESPN or ESPN2 a minimum of five times, most amongst Big Ten teams.

THE BEST DUO IN THE NATION

- Clark was named ESPN's Midseason National Player of the Year.
- Clark nabbed both Big Ten Preseason Player of the Year recognition for the first time in her career.
- Clark's preseason accolades: Big Ten Preseason Player of the Year, AP All-American (unanimous), Nancy Lieberman Preseason Watch List, The Athletic Player of the Year, All-Big Ten (unanimous), and Wooden Award Watch List.
- Czinano preseason accolades: Preseason All-Big Ten by the coaches and media, Lisa Leslie Center of the Year Preseason Watch List and Wooden Award Watch List.
- Czinano and Clark were named to the USBWA Ann Meyers Drysdale Player of the Year Watch List.
- Clark ranks top five nationally in 12 categories: FTs, triple doubles, assists, assists per game, FAs, points, PPG, 3-point attempts, 3-pointers, FGs, 3-pointers per game, and FGAs.
- Czinano is top 40 nationally in four categories: FG percentage, FGs, points, and PPG.

MAKING IT LOOK EASY IN THE PAINT

- Iowa has had a player lead the country in field goal percentage four of the last five seasons, with the fifth season Czinano ranking second nationally.
- In 2022, Czinano (1st), 2021, Czinano (1st), 2020, Czinano (2nd), 2019, Gustafson (1st), and 2018, Gustafson (1st).
- Czinano is third nationally this year at 67% from the field.

COURT OF DREAMS

- For the first time in program history Iowa will raise the curtains for a full capacity crowd at Carver-Hawkeye Arena the entire season.
- With the anticipation of the season, the ticket office has sold over 6,200 season tickets which is a program record.
- Iowa sold over 13,800 tickets to the in-state showdown against Iowa State. Largest viewing audience this season in the country.
- Its been a house of horrors for opponents. Iowa has dropped the second fewest games at home in the Big Ten conference in the last eight years.
- The Hawkeyes ranked fifth last season in overall attendance.
- When Iowa hosted Michigan for a share of the Big Ten regular season title, it ranked second in the country for the most attended game in the 2021-22 season.

(HAWK)EYES ON THIS SEASON

- Iowa has defeated 13 opponents by double figures this year.
- Caitlin Clark is the only player in the country averaging more than 26 ppg, 7.0 rpg, and 7.0 apg. Since 2009, Clark has averaged more than 25 ppg, 5 apg, and 5 rpg in all three seasons as Hawkeye, only one other player has accomplished that feat. (Anastasia Hayes, Middle Tennessee)
- Caitlin Clark tied Elena Delle Donne for the fastest NCAA Division I women's basketball player to score 2,000 career points in her 75th career game.
- Clark was the first Iowa men's or women's basketball player to eclipse more than 2,000 points, 550 assists, 520 rebounds, 110 steals, and 40 blocks in a career.
- Clark's points and assists equal to 45% of Iowa's offensive output.
- Clark passed Oregon's Sabrina Ionescu for most career games with 25+ points, 5+ rebounds, and 5+ assists. (35)
- The Hawkeyes advanced to the Phil Knight Legacy Championship after defeating Oregon State in Portland, Ore.
- Kate Martin set a career-high with 20 points, shooting 7-of-10 from the field and was a perfect 6-for-6 from behind the arc. When she went 6-of-6 from 3-point range it broke a school record for best 3FG% (5 min).
- Against Northwestern, Clark tied her own record for second, twice with six assists in both the third and fourth quarter.
- In the first quarter against Penn State, Iowa set a school record for most assists in a period with 13.
- Iowa picked up its best road win in program history over No. 2 Ohio State in front of a sellout crowd in Columbus.

NATIONAL STATISTICAL RANKINGS (TEAM)

STATISTIC	NATIONAL	BIG TEN	VALUE
Assists Per Game	1	1	20.9
Scoring Offense	1	1	88
Field Goal Percentage	2	1	50.5
Assist/Turnover Ratio	5	1	1.49
Defensive rebounds Per Game	7	1	31.4
Free Throws Made Per Game	9	1	16.22
Scoring Margin	13	2	17.4
Three Pointers Per Game	19	1	8.5
Winning Percentage	19	3	82.6
Three Point Percentage	21	3	36.4
Free Throw Attempts Per Game	22	2	21.35
Rebound Margin	37	2	6.9
Free Throw Percentage	46	5	76
Rebounds Per Game	49	3	40.39
Three Point Attempts Per Game	57	3	23.3
Turnovers Per Game	57	5	14
Fouls Per Game	70	1	15.2
Three Point Percentage Defense	84	3	28.9



NATIONAL STATISTICAL RANKINGS (INDIVIDUAL)

STATISTIC	PLAYER	NATIONAL	BIG TEN	VALUE
Triple Doubles	Caitlin Clark	1	1	3
Assists	Caitlin Clark	2	1	188
Assists Per Game	Caitlin Clark	2	1	8.2
Free Throw Attempts	Caitlin Clark	2	1	188
Free Throws	Caitlin Clark	2	1	158
Points	Caitlin Clark	2	1	634
Points Per Game	Caitlin Clark	2	1	27.6
Three Point Attempts	Caitlin Clark	2	1	198
Field Goal Percentage	Monika Czinano	3	2	67.3
Three Pointers	Caitlin Clark	3	1	74
Field Goal Attempts	Caitlin Clark	5	1	434
Field Goals	Caitlin Clark	5	2	201
Three Pointers Per Game	Caitlin Clark	5	1	3.22
Field Goals	Monika Czinano	10	3	177
Defensive Rebounds Per Game	Caitlin Clark	19	1	7.5
Double Doubles	Caitlin Clark	21	1	11
Assist/Turnover Ratio	Kate Martin	31	5	2.34
Points Per Game	Monika Czinano	34	4	18.3
Points	Monika Czinano	39	6	422
Assist/Turnover Ratio	Caitlin Clark	54	7	2.09
Free Throw Percentage	Caitlin Clark	76	7	84
Rebounds	Caitlin Clark	80	5	183
Three Point Percentage	Caitlin Clark	84	6	37.4

NCAA RECORDS (BY ROUND)

ROUND	RECORD	LAST APPEARANCE
First Round	13-7	vs. Illinois State (March 18, 2022), W, 98-58
Second Round	8-13	vs. Creighton (March 20, 2022) L, 62-64
Sweet 16	4-4	vs. UConn (March 27, 2021), L, 72-92
Elite Eight	1-3	vs. Baylor (April 1, 2019), L, 53-85
Final Four	0-1	vs. Ohio State (April 3, 1993), L(OT), 72-73

28 NCAA Tournament Appearances
8 Sweet Sixteens
4 Elite Eights
1993 Final Four

HAWKEYE NCAA TOURNAMENT RECORDS

INDIVIDUAL

Points	35, Caitlin Clark vs. Kentucky, 2021
Field Goals Made	13, Caitlin Clark vs. Kentucky, 2021
Field Goal Attempts	13, Michelle Edwards vs. S.F. Austin, 1988
3-Point Field Goals Made	6, Caitlin Clark vs. Kentucky, 2021
3-Point Field Goal Attempts	13, Arnedo Yarbrough vs. Mount St. Mary's, 1994
Free Throws Made	11, Kachine Alexander vs. Georgia Tech, 2009
Free Throw Attempts	14, Kachine Alexander vs. Georgia Tech, 2009
Rebounds	19, Megan Gustafson vs. Missouri, 2019
Assists	14, Samantha Logic vs. Baylor, 2015
Blocks	5, Bethany Doolittle vs. Baylor, 2015
Steals	5, Tangelia Smith vs. Butler, 1996
Steals	7, Laurie Aaron vs. Old Dominion, 1993

TEAM

Points	98 vs. Illinois State, 2022
Field Goals Made	35, vs. Kentucky, 2021
Field Goal Attempts	75 vs. Alabama, 1994
Field Goal Percent	61.8% vs. Tennessee Tech (34-of-55), 1989
3-Point Field Goals Made	13 vs. Gonzaga, 2011
3-Point Field Goal Attempts	29 vs. Gonzaga, 2011
Free Throws Made	28 vs. Tennessee, 1993
Free Throw Attempts	34 vs. Tennessee, 1993
Free Throw Percent	95.2% vs. Illinois State (20-of-21), 2022
Rebounds	48 vs. Southern California, 1988
Assists	25 vs. Illinois State, 2022
Blocks	8 vs. Virginia Tech, 2004
Steals	18 vs. S.F. Austin, 1988



2022-23 BIG TEN STANDINGS

Team	Big Ten	Pct.	Overall	Pct.
Indiana	12-1	.923	22-1	.957
Iowa	11-1	.917	19-4	.826
Maryland	10-3	.769	19-5	.792
Ohio St.	9-4	.692	20-4	.833
Michigan	9-4	.692	19-5	.792
Illinois	8-5	.615	18-6	.750
Purdue	6-6	.500	15-7	.682
Nebraska	5-6	.455	13-9	.591
Rutgers	4-8	.333	10-14	.417
Penn State	4-9	.308	13-11	.542
Michigan State	3-9	.250	11-12	.478
Minnesota	2-10	.167	9-14	.391
Wisconsin	2-10	.167	7-17	.292
Northwestern	1-10	.091	8-14	.364

NATIONAL RANKINGS

Associated Press
Poll
- Feb. 6, 2023

- South Carolina
- Indiana
- LSU
- UConn
- Iowa
- Stanford
- Utah
- Maryland
- Duke
- Notre Dame
- Virginia Tech
- Michigan
- Ohio State
- North Carolina
- Villanova
- Oklahoma
- Arizona
- UCLA
- Florida St.
- Texas
- Iowa St.
- NC State
- Gonzaga
- South Florida
- Colorado

USA Today Coaches
Poll
- Feb. 7, 2023

- South Carolina
- LSU
- Indiana
- UConn
- Stanford
- Iowa
- Utah
- Maryland
- Virginia Tech
- Notre Dame
- Duke
- Ohio St.
- Oklahoma
- Michigan
- Arizona
- North Carolina
- UCLA
- Villanova
- Iowa St.
- NC State
- South Florida
- Gonzaga
- Texas
- Florida State
- Colorado

TRIPLE-DOUBLE THREAT

- Caitlin Clark's nine career triple-doubles passed former Hawkeye Sam Logic's Big Ten record (2011-15) for most in their career and ties fifth most in a single season a year ago (5).
- Clark added to her Big Ten Conference record with her ninth career triple-double, ties for second-most in NCAA women's basketball history, on Feb. 5 in the Hawkeyes' win at Penn State.
- Clark, who joined Marquette men's basketball All-American Dwyane Wade as the only NCAA Division I players since 1999-2000 with a triple-double against an AP top-2 opponent (Wade did it vs. No. 1 Kentucky in the 2003 NCAA Tournament), finished with 28 points, 10 rebounds and a season-high 15 assists, the latter total tying for the third-most assists ever in a conference game.
- Of Clark's nine career triple-doubles, four have featured 25-point outings, the most in NCAA Division I history.
- Clark's stretch of this season of four consecutive 20-point/10-assist games is the most by a Division I player in the past 20 seasons. (Jan. 11-23, 2023)
- Her career (9) triple-doubles is the most by a male or female in Big Ten history.
- Clark joined the likes of Russell Westbrook, James Harden, LeBron James, and Nikola Jokic to record 100+ points, 50+ assists, and 25+ rebounds over a 4-game span in the NBA, WNBA, or NCAA D1 MBB/WBB in the last 15 years.

COACH BLUDER'S CONSISTENCY

- Lisa Bluder ranks fourth among Division I active coaches with 838 career wins.
- She is the all-time leader for Big Ten regular season conference wins with 243.
- Her 838 victories rank first among Big Ten active coaches.
- The Hawkeyes have made postseason tournament appearances in 20 of head coach Lisa Bluder's 22 seasons at Iowa, receiving 16 NCAA Tournament and four WNIT (2003, 2005, 2016, 2017) bids, including three Sweet 16 appearances – most recently in 2021.
- Iowa has made 14 consecutive postseason appearances (12 NCAA, 2 WNIT) when a postseason tournament was held. The 2020 postseason was canceled due to the COVID-19 pandemic.
- The Hawkeyes have been ranked in the AP Preseason Top 10 in consecutive seasons for the fifth time in school history and the first time during head coach Lisa Bluder's tenure.

THE RETURNING BIG CHAMPS, X2

- Iowa clinched a share of the Big Ten Regular Season title on Feb. 27, 2022 – Ohio State shares the regular season title.
- The Hawkeyes followed up the regular season title with the Big Ten Tournament title with a win over Indiana on March 6 – the first time in program history that the Hawkeyes won both in the same season.
- The Hawkeyes' have tallied 14 Big Ten Championships (10 regular, 4 tournament) in program history, winning their first regular-season title since 2008 and the second tournament title in four years (2019, 2022).

BIG HONORS FOR BIG STARS

- Caitlin Clark was named Big Ten Player of the Year (coaches and media) and was named the Big Ten Tournament MVP last season.
- Clark also earned unanimous first team All-Big Ten honors (coaches & media) – her second first team honors – and was selected to the All-Big Ten Tournament team.
- Monika Czinano earned first team All-Big Ten accolades (coaches and the media) – her third Big Ten honors – and was selected to the All-Big Ten Tournament team.
- McKenna Warnock earned second team All-Big Ten Honors by the media and was honorable mention from the coaches – her first Big Ten postseason honors.

BEST PLAYER IN THE NATION A SEASON AGO? WE THINK SO

- Caitlin Clark led the nation in total points (863), assists per game (8.0), points per game (27.0), free throws made (200), triple doubles (5) and 30-point games (11), while ranking second in total assists (257), third in field goals made (286), fourth in free throw attempts (227), 12th in 3-pointers made (91), 14th in 3-pointers per game (2.84), 18th in free-throw percentage (.881) and double-doubles (17) and 19th in defensive rebounds per game (7.6).
- She was named the Nancy Lieberman Point Guard of the Year and the Dawn Staley Guard of the Year, the Hoops Hall of Fame and the Phoenix Club of Philadelphia announced, respectively, on April 1, 2022.
- Finished Iowa's win over No. 10/6 Indiana (Feb. 21, 2022) with 29 points, eight rebounds, and eight assists, and has now recorded 15+ points and 5+ assists in 19 straight games, tying the second-longest streak of any Division I player with Ja Morant (19) and behind Trae Young (22).
- Fastest Division I player (men's or women's) to reach 1,500 career points over the last 20 seasons after becoming the fastest Big Ten women's basketball athlete and the eighth fastest NCAA athlete to the 1,000-point mile marker (40 games becoming the second NCAA athlete in the last 25 years, tallying 1,000 points in 40 games or less.)
- Broke Iowa's single-game assist record (18) against Penn State (Jan. 25, 2022) and tied the Big Ten Record for most assists against a Big Ten opponent (regular or postseason).
- Clark joined the likes of Kobe Bryant, LeBron James, Russell Westbrook, James Hardin, Luka Dončić and Giannis Antetokounmpo as the only NBA, WNBA, Division I men's and women's basketball to record back-to-back 30-point triple doubles since 2000.
- Clark is one of 10 women's basketball players (15 times) to register back-to-back triple doubles in their careers – the only to do so with 30-plus points in the pair. Clark registered 35 points, 13 rebounds and 11 assists at Minnesota (Jan. 20, 2022) and 31 points, 10 rebounds and 10 assists against Nebraska (Jan. 16, 2022).
- Holds four women's basketball arena records – Iowa's Carver-Hawkeye Arena (44), Nebraska's Pinnacle Bank Arena (39) and Michigan's Crisler Center (46), Kansas State's Bramlage Coliseum (18 FTs attempted).
- She was named a John R. Wooden Award All-American, Naismith All-American, first team AP All-American, USBWA All-American and WBCA All-American.
- The Des Moines, Iowa, native is the first Big Ten women's basketball player to register consecutive triple-doubles and five triple doubles in one season.





RADIO/TV ROSTER



#1
Molly Davis
Senior
Guard



#2
Taylor McCabe
Freshman
Guard



#3
Sydney Affolter
Sophomore
Guard



#4
Kylie Feuerbach
Junior
Guard



#13
Shateah Wetering
RS-Sophomore
Forward



#14
McKenna Warnock
Senior
Guard/Forward



#20
Kate Martin
RS-Senior
Guard



#22
Caitlin Clark
Junior
Guard



#23
Jada Gyamfi
Freshman
Forward



#24
Gabbie Marshall
Senior
Guard



#25
Monika Czinano
Fifth-Year
Forward/Center



#34
AJ Ediger
Sophomore
Forward



#40
Sharon Goodman
RS-Sophomore
Center



#44
Addison O'Grady
Sophomore
Forward/Center



#45
Hannah Stuelke
Freshman
Forward



Lisa Bluder
Head Coach



Jan Jensen
Associate
Head Coach



Raina Harmon
Assistant Coach



Abby Stamp
Assistant Coach



Jenni Fitzgerald
Special Assistant to
the Head Coach



Kathryn Reynolds
Director of
Player Development



Hannah Bluder
Director of
Basketball Operations

IOWA BASKETBALL

@IOWAWBB

Combined Statistics

Game Records

Record	Overall	Home	Away	Neutral
ALL GAMES	19-4	12-1	6-2	1-1
CONFERENCE	11-1	6-0	5-1	0-0
NON-CONFERENCE	8-3	6-1	1-1	1-1

Score by Periods

Team	1st	2nd	3rd	4th	OT	TOT
Iowa	480	524	495	501	24	2024
Opponents	374	373	424	437	15	1623

Team Box Score

No.	Player				Total		3-Point		F-Throw		Rebounds													
		GP-GS	MIN	AVG	FG-FGA	FG%	3FG-3FGA	3FG%	FT-FTA	FT%	OFF	DEF	TOT	AVG	PF	DQ	A	TO	BLK	STL	PTS	AVG		
22	CLARK, Caitlin	23-23	787:15	34.2	201-434	.463	74-198	.374	158-188	.840	11	172	183	8.0	46	1	188	90	15	37	634	27.6		
25	CZINANO, Monika	23-23	653:46	28.4	177-263	.673	0-1	.000	68-89	.764	33	113	146	6.3	57	2	38	48	8	17	422	18.3		
14	WARNOCK, McKenna	21-21	609:11	29.0	81-158	.513	38-87	.437	39-48	.813	26	98	124	5.9	49	1	43	37	6	24	239	11.4		
45	STUELKE, Hannah	23-0	298:18	13.0	70-115	.609	1-6	.167	30-59	.508	32	69	101	4.4	40	0	15	26	4	10	171	7.4		
20	MARTIN, Kate	23-23	635:23	27.6	55-121	.455	28-64	.438	21-26	.808	19	80	99	4.3	41	1	75	32	8	21	159	6.9		
1	DAVIS, Molly	23-2	469:25	20.4	34-75	.453	14-39	.359	23-28	.821	9	32	41	1.8	34	0	49	32	5	15	105	4.6		
24	MARSHALL, Gabbie	23-23	631:10	27.4	37-121	.306	20-82	.244	7-14	.500	7	35	42	1.8	32	0	34	18	2	33	101	4.4		
2	MCCABE, Taylor	11-0	91:13	8.3	14-35	.400	13-31	.419	0-0	.000	1	5	6	0.5	7	0	5	4	0	2	41	3.7		
3	AFFOLTER, Sydney	22-0	229:23	10.4	21-42	.500	3-15	.200	14-16	.875	15	39	54	2.5	22	0	19	12	5	9	59	2.7		
34	EDIGER, AJ	13-0	44:10	3.4	11-18	.611	0-0	.000	5-7	.714	7	8	15	1.2	5	0	4	0	0	1	27	2.1		
44	O'GRADY, Addison	18-0	101:35	5.6	15-26	.577	1-1	1.000	4-8	.500	10	16	26	1.4	8	0	3	5	4	1	35	1.9		
40	GOODMAN, Sharon	9-0	34:19	3.8	7-18	.389	0-0	.000	2-2	1.000	1	5	6	0.7	3	0	1	4	1	2	16	1.8		
13	WETERING, Shateah	9-0	52:08	5.8	4-11	.364	3-8	.375	2-6	.333	3	6	9	1.0	5	0	3	5	1	3	13	1.4		
23	GYAMFI, Jada	4-0	12:44	3.2	1-5	.200	0-3	.000	0-0	.000	2	4	6	1.5	1	0	3	2	0	1	2	0.5		
											30	41	71					8						
Total		23	4650		728-1442	.505	195-535	.364	373-491	.760	206	723	929	40.4	350	5	480	323	59	176	2024	88.0		
Opponents		23	4650		589-1486	.396	156-539	.289	289-396	.730	217	553	770	33.5	459	10	305	339	63	189	1623	70.6		

Team Statistics

	IOWA	OPP
Scoring	2024	1623
Points per game	88.0	70.6
Scoring margin	+17.4	-
Field goals-att	728-1442	589-1486
Field goal pct	.505	.396
3 point fg-att	195-535	156-539
3-point FG pct	.364	.289
3-pt FG made per game	8.5	6.8
Free throws-att	373-491	289-396
Free throw pct	.760	.730
F-Throws made per game	16.2	12.6
Rebounds	929	770
Rebounds per game	40.4	33.5
Rebounding margin	+6.9	-
Assists	480	305
Assists per game	20.9	13.3
Turnovers	323	339
Turnovers per game	14.0	14.7
Turnover margin	+0.7	-
Assist/turnover ratio	1.5	0.9
Steals	176	189
Steals per game	7.7	8.2
Blocks	59	63
Blocks per game	2.6	2.7
Winning streak	8	-
Home win streak	9	-
Attendance	133087	49641
Home games-Avg/Game	13-10237	8-6205
Neutral site-Avg/Game	-	2-4734

Team Results

Date	Opponent		Score	Att.
11/07/2022	Southern U.	W	87-34	7417
11/10/2022	Evansville	W	115-62	7675
11/13/2022	at Drake	Wot	92-86	6424
11/17/2022	at Kansas St.	L	83-84	5215
11/20/2022	Belmont	W	73-62	8227
11/25/2022	vs Oregon St.	W	73-59	2299
11/27/2022	vs UConn	L	79-86	7168
12/01/2022	NC State	L	81-94	8250
12/04/2022	at Wisconsin	W	102-71	3926
12/07/2022	Iowa St.	W	70-57	13802
12/10/2022	Minnesota	W	87-64	8946
12/18/2022	UNI	W	88-74	13394
12/21/2022	Dartmouth	W	92-54	8100
12/29/2022	Purdue	W	83-68	11942
01/01/2023	at Illinois	L	86-90	4803
01/07/2023	at Michigan	W	94-85	10731
01/11/2023	Northwestern	W	93-64	8384
01/14/2023	Penn St.	W	108-67	12436
01/18/2023	at Michigan St.	Wot	84-81	3359
01/23/2023	at Ohio St.	W	83-72	9955
01/28/2023	Nebraska	W	80-76	13843
02/02/2023	Maryland	W	96-82	10671
02/05/2023	at Penn St.	W	95-51	5228



IOWA BASKETBALL

@IOWAWBB

Big Ten Statistics

Game Records

Record	Overall	Home	Away	Neutral
ALL GAMES	11-1	6-0	5-1	0-0
CONFERENCE	11-1	6-0	5-1	0-0
NON-CONFERENCE	0-0	0-0	0-0	0-0

Score by Periods

Team	1st	2nd	3rd	4th	OT	TOT
Iowa	265	279	262	271	14	1091
Opponents	199	195	237	229	11	871

Team Box Score

No.	Player				Total		3-Point		F-Throw		Rebounds											
		GP-GS	MIN	AVG	FG-FGA	FG%	3FG-3FGA	3FG%	FT-FTA	FT%	OFF	DEF	TOT	AVG	PF	DQ	A	TO	BLK	STL	PTS	AVG
22	CLARK, Caitlin	12-12	420:22	35.0	107-229	.467	44-108	.407	79-93	.849	9	94	103	8.6	25	1	115	55	11	17	337	28.1
25	CZINANO, Monika	12-12	326:06	27.2	104-142	.732	0-0	.000	28-35	.800	13	55	68	5.7	34	2	23	28	6	10	236	19.7
14	WARNOCK, McKenna	10-10	285:26	28.5	40-69	.580	18-34	.529	19-25	.760	18	44	62	6.2	18	0	21	24	3	9	117	11.7
45	STUELKE, Hannah	12-0	179:43	15.0	46-71	.648	0-0	.000	22-43	.512	22	44	66	5.5	22	0	7	11	3	6	114	9.5
20	MARTIN, Kate	12-12	331:37	27.6	26-62	.419	13-37	.351	16-18	.889	10	48	58	4.8	19	0	40	20	6	12	81	6.8
1	DAVIS, Molly	12-2	261:42	21.8	17-41	.415	7-22	.318	16-19	.842	4	16	20	1.7	25	0	25	14	2	5	57	4.8
24	MARSHALL, Gabbie	12-12	326:32	27.2	16-56	.286	10-40	.250	5-10	.500	6	17	23	1.9	17	0	23	13	0	14	47	3.9
3	AFFOLTER, Sydney	12-0	141:12	11.8	17-28	.607	3-9	.333	4-5	.800	11	24	35	2.9	10	0	12	7	3	6	41	3.4
2	MCCABE, Taylor	6-0	40:60	6.8	7-17	.412	6-15	.400	0-0	.000	0	1	1	0.2	3	0	1	1	0	2	20	3.3
40	GOODMAN, Sharon	6-0	20:45	3.5	5-11	.455	0-0	.000	1-1	1.000	1	3	4	0.7	1	0	1	1	1	1	11	1.8
13	WETERING, Shateah	6-0	28:60	4.8	3-6	.500	2-4	.500	1-4	.250	1	3	4	0.7	3	0	0	3	0	0	9	1.5
44	O'GRADY, Addison	7-0	26:32	3.8	4-6	.667	0-0	.000	2-2	1.000	0	5	5	0.7	4	0	0	2	1	0	10	1.4
34	EDIGER, AJ	10-0	25:10	2.5	5-9	.556	0-0	.000	1-2	.500	3	4	7	0.7	1	0	2	0	0	1	11	1.1
23	GYAMFI, Jada	3-0	09:51	3.3	0-3	.000	0-2	.000	0-0	.000	1	1	2	0.7	1	0	2	1	0	1	0	0.0
Team											17	19	36					5				
Total		12	2425		397-750	.529	103-271	.380	194-257	.755	116	378	494	41.2	183	3	272	185	36	84	1091	90.9
Opponents		12	2425		313-797	.393	73-270	.270	172-220	.782	123	262	385	32.1	241	5	161	168	26	107	871	72.6

Team Statistics

	IOWA	OPP
Scoring	1091	871
Points per game	90.9	72.6
Scoring margin	+18.3	-
Field goals-att	397-750	313-797
Field goal pct	.529	.393
3 point fg-att	103-271	73-270
3-point FG pct	.380	.270
3-pt FG made per game	8.6	6.1
Free throws-att	194-257	172-220
Free throw pct	.755	.782
F-Throws made per game	16.2	14.3
Rebounds	494	385
Rebounds per game	41.2	32.1
Rebounding margin	+9.1	-
Assists	272	161
Assists per game	22.7	13.4
Turnovers	185	168
Turnovers per game	15.4	14.0
Turnover margin	-1.4	-
Assist/turnover ratio	1.5	1.0
Steals	84	107
Steals per game	7.0	8.9
Blocks	36	26
Blocks per game	3.0	2.2
Winning streak	8	-
Home win streak	6	-
Attendance	66222	38002
Home games-Avg/Game	6-11037	6-6334
Neutral site-Avg/Game	-	0-0

Team Results

Date	Opponent		Score	Att.
12/04/2022	at Wisconsin	W	102-71	3926
12/10/2022	Minnesota	W	87-64	8946
12/29/2022	Purdue	W	83-68	11942
01/01/2023	at Illinois	L	86-90	4803
01/07/2023	at Michigan	W	94-85	10731
01/11/2023	Northwestern	W	93-64	8384
01/14/2023	Penn St.	W	108-67	12436
01/18/2023	at Michigan St.	Wot	84-81	3359
01/23/2023	at Ohio St.	W	83-72	9955
01/28/2023	Nebraska	W	80-76	13843
02/02/2023	Maryland	W	96-82	10671
02/05/2023	at Penn St.	W	95-51	5228



IOWA BASKETBALL

@IOWAWBB

Game-by-Game Stats

				Total		3-Pointers		Free throws		Rebounds											
Opponent	Date	Score		FG-FGA	PCT	3FG-3FGA	PCT	FT-FTA	PCT	OFF	DEF	TOT	AVG	PF	A	TO	BLK	STL	PTS	AVG	
Southern U.	11/07/2022	87-34	W	30-58	.517	11-36	.306	16-19	.842	7	44	51	51.0	13	18	19	3	7	87	87.0	
Evansville	11/10/2022	115-62	W	43-67	.642	8-16	.500	21-32	.656	14	37	51	51.0	19	27	16	4	11	115	101.0	
at Drake	11/13/2022	92-86	Wot	33-79	.418	9-27	.333	17-30	.567	14	29	43	48.3	19	21	11	1	11	92	98.0	
at Kansas St.	11/17/2022	83-84	L	27-55	.491	6-20	.300	23-28	.821	4	32	36	45.3	20	19	13	0	6	83	94.3	
Belmont	11/20/2022	73-62	W	24-57	.421	7-24	.292	18-23	.783	10	32	42	44.6	9	11	6	1	4	73	90.0	
vs Oregon St.	11/25/2022	73-59	W	31-64	.484	6-19	.316	5-6	.833	5	30	35	43.0	14	18	9	5	6	73	87.2	
vs UConn	11/27/2022	79-86	L	28-67	.418	13-36	.361	10-13	.769	6	22	28	40.9	10	15	11	1	9	79	86.0	
NC State	12/01/2022	81-94	L	27-59	.458	8-26	.308	19-24	.792	7	23	30	39.5	17	10	16	1	9	81	85.4	
at Wisconsin	12/04/2022	102-71	W	39-62	.629	12-23	.522	12-16	.750	10	25	35	39.0	19	24	16	3	9	102	87.2	
Iowa St.	12/07/2022	70-57	W	26-61	.426	9-20	.450	9-10	.900	8	32	40	39.1	17	18	10	3	7	70	85.5	
Minnesota	12/10/2022	87-64	W	33-72	.458	5-22	.227	16-24	.667	12	37	49	40.0	19	24	14	2	10	87	85.6	
UNI	12/18/2022	88-74	W	27-62	.435	6-22	.273	28-31	.903	7	28	35	39.6	14	21	11	1	13	88	85.8	
Dartmouth	12/21/2022	92-54	W	35-63	.556	9-18	.500	13-18	.722	8	36	44	39.9	15	30	16	3	9	92	86.3	
Purdue	12/29/2022	83-68	W	28-59	.475	11-27	.407	16-27	.593	11	37	48	40.5	13	15	15	3	6	83	86.1	
at Illinois	01/01/2023	86-90	L	30-64	.469	12-23	.522	14-18	.778	9	21	30	39.8	17	19	14	1	5	86	86.1	
at Michigan	01/07/2023	94-85	W	34-57	.596	9-20	.450	17-18	.944	7	21	28	39.1	13	18	17	2	6	94	86.6	
Northwestern	01/11/2023	93-64	W	35-59	.593	8-19	.421	15-20	.750	10	31	41	39.2	11	27	14	7	5	93	86.9	
Penn St.	01/14/2023	108-67	W	36-66	.545	10-26	.385	26-34	.765	13	31	44	39.4	18	26	11	1	10	108	88.1	
at Michigan St.	01/18/2023	84-81	Wot	28-56	.500	6-22	.273	22-27	.815	6	35	41	39.5	16	22	20	4	6	84	87.9	
at Ohio St.	01/23/2023	83-72	W	31-65	.477	8-27	.296	13-14	.929	13	38	51	40.1	16	24	17	4	3	83	87.7	
Nebraska	01/28/2023	80-76	W	27-64	.422	8-22	.364	18-22	.818	13	30	43	40.2	12	18	15	2	7	80	87.3	
Maryland	02/02/2023	96-82	W	37-60	.617	7-21	.333	15-23	.652	4	29	33	39.9	17	27	19	3	10	96	87.7	
at Penn St.	02/05/2023	95-51	W	39-66	.591	7-19	.368	10-14	.714	8	43	51	40.4	12	28	13	4	7	95	88.0	
Total		2024		728-1442	.505	195-535	.364	373-491	.760	206	723	929	40.4	350	480	323	59	176	2024	88.0	
Opponents		1623		589-1486	.396	156-539	.289	289-396	.730	217	553	770	33.5	459	305	339	63	189	1623	70.6	

Iowa Averages

Games Played	Points/game	FG Pct	3FG Pct	FT Pct	Rebounds/game	Assists/game	Turnovers/game	Assist/Turnover ratio	Steals/game	Blocks/game
23	88.0	50.5	36.4	76.0	40.4	20.9	14.0	1.5	7.7	2.6



IOWA BASKETBALL

@IOWAWBB

Game-by-Game Results & Leaders

Game Records

Record	Overall	Home	Away	Neutral
ALL GAMES	19-4	12-1	6-2	1-1
CONFERENCE	11-1	6-0	5-1	0-0
NON-CONFERENCE	8-3	6-1	1-1	1-1

Team Results

Date	Opponent		Score	Att.	High Points	High Rebounds
11/07/2022	Southern U.	W	87-34	7417	(20) CLARK, Caitlin	(9) CLARK, Caitlin
11/10/2022	Evansville	W	115-62	7675	(26) CLARK, Caitlin	(8) WARNOCK, McKenna
						(8) STUELKE, Hannah
11/13/2022	at Drake	Wot	92-86	6424	(36) CZINANO, Monika	(11) CZINANO, Monika
11/17/2022	at Kansas St.	L	83-84	5215	(27) CLARK, Caitlin	(10) CLARK, Caitlin
11/20/2022	Belmont	W	73-62	8227	(33) CLARK, Caitlin	(10) CZINANO, Monika
11/25/2022	vs Oregon St.	W	73-59	2299	(28) CLARK, Caitlin	(9) CLARK, Caitlin
11/27/2022	vs UConn	L	79-86	7168	(25) CLARK, Caitlin	(7) CZINANO, Monika
						(7) CLARK, Caitlin
12/01/2022	NC State	L	81-94	8250	(45) CLARK, Caitlin	(9) CZINANO, Monika
12/04/2022	at Wisconsin	W	102-71	3926	(22) CLARK, Caitlin	(10) CLARK, Caitlin
12/07/2022	Iowa St.	W	70-57	13802	(19) CLARK, Caitlin	(10) CZINANO, Monika
12/10/2022	Minnesota	W	87-64	8946	(32) CLARK, Caitlin	(10) WARNOCK, McKenna
						(10) CLARK, Caitlin
12/18/2022	UNI	W	88-74	13394	(26) CLARK, Caitlin	(8) CLARK, Caitlin
12/21/2022	Dartmouth	W	92-54	8100	(20) CZINANO, Monika	(10) CLARK, Caitlin
					(20) CLARK, Caitlin	
12/29/2022	Purdue	W	83-68	11942	(24) CLARK, Caitlin	(10) STUELKE, Hannah
01/01/2023	at Illinois	L	86-90	4803	(32) CLARK, Caitlin	(6) CZINANO, Monika
						(6) WARNOCK, McKenna
01/07/2023	at Michigan	W	94-85	10731	(28) CLARK, Caitlin	(8) CLARK, Caitlin
01/11/2023	Northwestern	W	93-64	8384	(20) CLARK, Caitlin	(9) CLARK, Caitlin
						(9) STUELKE, Hannah
01/14/2023	Penn St.	W	108-67	12436	(27) CLARK, Caitlin	(10) WARNOCK, McKenna
01/18/2023	at Michigan St.	Wot	84-81	3359	(26) CLARK, Caitlin	(9) CLARK, Caitlin
						(9) STUELKE, Hannah
01/23/2023	at Ohio St.	W	83-72	9955	(28) CLARK, Caitlin	(13) STUELKE, Hannah
01/28/2023	Nebraska	W	80-76	13843	(33) CLARK, Caitlin	(12) CLARK, Caitlin
02/02/2023	Maryland	W	96-82	10671	(42) CLARK, Caitlin	(7) CLARK, Caitlin
02/05/2023	at Penn St.	W	95-51	5228	(23) CLARK, Caitlin	(10) CLARK, Caitlin

Attendance Summary

	Games	Attend	Avg/Game
Home	13	133087	10237
Away	8	49641	6205
Neutral	2	9467	4734
Total	23	192195	8356



hawkeyesports.com

IOWA BASKETBALL

@IOWAWBB

Season & Career Bests

Season Bests

Player	Points	3-Pointers	Rebounds	Assists	Blocks	Steals
#1 Molly Davis	13, at Wisconsin (12/4/22)	3, at Wisconsin (12/4/22)	7, vs. Evansville (11/10/22)	5, vs. Evansville (11/10/22)	2, vs. Oregon St. (11/25/22)	3, at Drake (11/13/22)
#2 Taylor McCabe	9, vs. Southern (11/7/22)	3, vs. Southern (11/7/22)	2, vs. Evansville (11/10/22)	2, vs. Dartmouth (12/21/22)	0.5, vs. Belmont (11/20/22)	—
#3 Sydney Affolter	12, vs. Penn St. (1/14/23)	2, vs. Penn St. (1/14/23)	7, at Penn St. (2/5/23)	2, 4x, last vs. Penn St. (1/14/23)	1.5, vs. Dartmouth (12/21/22)	3, vs. Minnesota (12/10/22)
#4 Kylie Feuerbach	—	—	—	—	—	—
#13 Shateah Wetering	3, 2x, last vs. Penn St. (1/14/23)	1, vs. Southern (11/7/22)	3, vs. Southern (11/7/22)	3, vs. Southern (11/7/22)	1, vs. Southern (11/7/22)	1, vs. Southern (11/7/22)
#14 McKenna Warnock	19, vs. Purdue (12/29/22)	5, vs. Purdue (12/29/22)	10, 2x, last vs. Penn St. (1/14/23)	6, vs. UNI (12/18/22)	2.5, vs. Northwestern (1/11/23)	3, 2x, last vs. UNI (12/18/22)
#20 Kate Martin	20, vs. UConn (11/27/22)	6, vs. UConn (11/27/22)	11, at Ohio St. (1/23/23)	13, vs. Dartmouth (12/21/22)	1, 2x, last vs. UNI (12/18/22)	3, vs. Nebraska (1/28/23)
#22 Caitlin Clark	45, vs. NC State (12/1/22)	7, at Illinois (1/1/23)	10, at Wisconsin (12/4/22)	15, at Ohio St. (1/23/23)	2, 2x, last at Michigan St. (1/18/23)	5, vs. Iowa St. (12/7/22)
#23 Jada Gyamfi	2, vs. Dartmouth (12/21/22)	—	4, vs. Dartmouth (12/21/22)	1, vs. Dartmouth (12/21/22)	—	—
#24 Gabbie Marshall	10, vs. UConn (11/27/22)	2, 3x, last at Michigan (1/7/23)	5, vs. Nebraska (1/28/23)	5, vs. Maryland (2/2/23)	1, vs. Dartmouth (12/21/22)	4, 2x, last vs. NC State (12/1/22)
#25 Monika Czinano	36, at Drake (11/13/22)	—	11, at Drake (11/13/22)	8, at Michigan (1/7/23)	3, vs. Northwestern (1/11/23)	2, vs. Maryland (2/2/23)
#34 AJ Ediger	10, vs. Dartmouth (12/21/22)	—	4, vs. Southern (11/7/22)	1, 2x, last at Wisconsin (12/4/22)	0.5, vs. Evansville (11/10/22)	—
#40 Sharon Goodman	4, at Wisconsin (12/4/22)	—	2, 2x, last vs. Penn St. (1/14/23)	—	—	1, 2x, last at Penn St. (2/5/23)
#44 Addison O'Grady	6, vs. Iowa St. (12/7/22)	1, vs. Southern (11/7/22)	5, vs. Evansville (11/10/22)	1, 3x, last vs. Iowa St. (12/7/22)	2.5, vs. Evansville (11/10/22)	1, vs. Oregon St. (11/25/22)
#45 Hannah Stuelke	17, vs. Northwestern (1/11/23)	—	13, at Ohio St. (1/23/23)	3, vs. Evansville (11/10/22)	1, 2x, last at Drake (11/13/22)	1, 4x, last vs. Maryland (2/2/23)

Career Bests

Player	Points	3-Pointers	Rebounds	Assists	Blocks	Steals
#1 Molly Davis	33, vs. Ohio (3/12/21)	6, 2x, last at Akron (1/23/21)	10, 2x, last at Ohio (1/2/21)	12, at Buffalo (12/29/21)	2, vs. Oregon St. (11/25/22)	5, 2x, last at N'Eastern (11/21)
#2 Taylor McCabe	9, vs. Southern (11/7/22)	3, vs. Southern (11/7/22)	2, vs. Evansville (11/10/22)	1, 2x, last vs. Evansville (11/10/22)	—	—
#3 Sydney Affolter	12, vs. Penn St. (1/14/23)	2, vs. Penn St. (1/14/23)	8, at Wisconsin (2/3/22)	2, 5x, last vs. Penn St. (1/14/23)	1.5, vs. Dartmouth (12/21/22)	3, vs. Minnesota (12/10/22)
#4 Kylie Feuerbach	10, vs. Illinois (1/23/22)	2, 2x, last vs. Illinois (1/23/22)	5, vs. Evansville (1/2/22)	6, vs. New Hampshire (11/9/21)	1, 5x, last at Wisconsin (2/3/22)	2, 4x, last vs. Minnesota (2/9/22)
#13 Shateah Wetering	3, 2x, last vs. Penn St. (1/14/23)	1, vs. Southern (11/7/22)	2, 2x, last vs. Western Ill. (12/22/20)	3, vs. Southern (11/7/22)	1, vs. Southern (11/7/22)	1, vs. Southern (11/7/22)
#14 McKenna Warnock	25, at Penn State (1/25/22)	7, at Nebraska (1/9/22)	17, at Northwestern (1/9/21)	7, 2x, last vs. UCF (12/18/21)	2.5, vs. Northwestern (1/11/23)	3, 6x, last vs. UNI (12/18/22)
#20 Kate Martin	20, vs. UConn (11/27/22)	6, vs. UConn (11/27/22)	11, 2x, last at Ohio St. (1/23/23)	13, vs. Dartmouth (12/21/22)	3, 3x, last vs. Illinois St. (3/18/22)	4, 2x, last vs. Purdue (3/10/21)
#22 Caitlin Clark	46, at Michigan (2/6/22)	9, at Maryland (2/23/21)	13, 2x, last at Minnesota (1/20/22)	18, at Penn St. (1/25/22)*	3, vs. NWestern (3/4/22)	5, 2x, last vs. Iowa St. (12/7/22)
#23 Jada Gyamfi	2, vs. Dartmouth (12/21/22)	—	4, vs. Dartmouth (12/21/22)	1, vs. Dartmouth (12/21/22)	—	—
#24 Gabbie Marshall	27, at Rutgers (3/11/21)	7, vs. Rutgers (3/11/21)	7, vs. Rutgers (3/11/21)	6, 2x, last vs. Rutgers (12/31/20)	1, 7x, last vs. Dartmouth (12/21/22)	6, vs. Western Ill. (12/22/20)
#25 Monika Czinano	38, vs. Purdue (3/10/21)	—	17, at Nebraska (12/28/19)	8, at Michigan (1/7/23)	4, vs. Western Ill. (12/22/20)	2, 6x, last vs. Maryland (2/2/23)
#34 AJ Ediger	10, vs. Dartmouth (12/21/22)	—	3, 3x, last vs. Illinois (1/23/22)	2, at Nebraska (1/9/22)	0.5, vs. Evansville (11/10/22)	—
#40 Sharon Goodman	12, vs. Western Ill. (12/22/20)	—	9, vs. Western Ill. (12/22/20)	1, x3, vs. Nebraska (3/6/21)	2, 4x, last at Wisconsin (2/28/21)	1.5x, last at Wisconsin (2/28/21)
#44 Addison O'Grady	16, at Wisconsin (2/3/22)	1, vs. Southern (11/7/22)	12, vs. Evansville (1/2/22)	2, 2x, last vs. Michigan (2/27/22)	4, vs. Nebraska (3/5/22)	2, 2x, last at Maryland (2/14/22)
#45 Hannah Stuelke	17, vs. Northwestern (1/11/23)	—	13, at Ohio St. (1/23/23)	3, vs. Evansville (11/10/22)	1, vs. Southern (11/7/22)	1, 4x, last vs. Maryland (2/2/23)

BOLD - set career best during current season

^ - - set school single-game record



IOWA BASKETBALL

@IOWAWBB

The Last Time...

The Last Time a Player ...

Had 30 or more points

Iowa -- 40, Caitlin Clark, vs. Maryland, 2/2/23
Opponent -- 30, Deja Winters, Minnesota, 2/9/22

Made at least 80% of her FGA (10 att.)

Iowa -- .846 (11-13), Monika Czinano, at Ohio State, 1/23/23
Opponent -- .800 (8-10), Genesis Bryant, Illinois, 1/1/23

Made 100% of her FTA (10 att.)

Iowa -- 1.000 (12-12), Caitlin Clark, vs. Nebraska, 1/16/22
Opponent -- 1.000 (10-10), Leigha Brown, Michigan, 2/25/21

Had 15 or more rebounds

Iowa -- 16, Monika Czinano, at Northwestern, 1/28/22
Opponent -- 15, Naz Hillmon, Michigan, 2/27/22

Had 10 or more assists

Iowa -- 14, Caitlin Clark, at Penn State, 2/5/23
Opponent -- 11, Jaz Shelley, Nebraska, 1/28/23

Had 5 or more blocks

Iowa -- 8, Amanda Ollinger, vs. Maryland, 1/9/20
Opponent -- 5, Mackenzie Holmes, Indiana, 2/7/21

Had 5 or more steals

Iowa -- 5, Caitlin Clark, vs. Iowa State, 12/7/22
Opponent -- 5, Deja Winters, Minnesota, 2/9/22

The Last Time A Team ...

Scored 100 or more points

Iowa -- 102, at Wisconsin, 12/4/22
Opponent -- 104, Maryland, 3/13/21

Scored 40 or fewer points

Iowa -- 40, vs. Illinois, 2/10/77
Opponent -- 34, vs. Southern U, 11/7/22

Won an overtime game

Iowa -- 84-81, at Michigan State, 1/18/23
Opponent -- 92-87, vs Ohio State, 2/4/21

Made at least 60% of its FGA (20 att.)

Iowa -- .617 (37-60), vs. Maryland 2/2/23
Opponent -- .612 (41-67), Maryland, 2/23/21

Made at least 50% of its 3-pt. FGA (8 att.)

Iowa -- .522 (12-23), at Illinois, 1/1/23
Opponent -- .682 (15-22), Maryland, 2/23/21

Made at least 90% of its FTA (10 att.)

Iowa -- .929 (13-14), at Ohio State, 1/23/23
Opponents -- .957 (22-23), Wisconsin, 12/4/22

* - Carver-Hawkeye Arena record ^ - school record

IOWA RECORD WHEN...

Playing at home:.....12-1
Playing on the road:.....6-2
Playing on a neutral floor:.....1-1

Leading at the half:.....16-2
Trailing at the half:.....3-2
Tied at the half:.....0-0

Wearing white.....8-2
Wearing black:.....5-2
Wearing gold:.....5-0
Wearing pink:.....1-0

Scoring 90+ points:.....10-0
Scoring 80-89 points:.....6-3
Scoring 70-79 points:.....3-1
Scoring 60-69 points:.....0-0
Scoring 59 or fewer points:.....0-0

Allowing 80+ points:.....4-4
Allowing 70-79 points:.....5-0
Allowing 60-69 points:.....5-0
Allowing 59 or fewer points:.....5-0

Shooting at least 50% FG:.....10-1
Shooting less than 50% FG:.....8-4

Shooting at least 40% 3-pt. FG:.....7-1
Shooting less than 40% 3-pt. FG:.....12-3

Shooting at least 80% FT:.....8-1
Shooting less than 80% FT:.....11-3

Most 1st half points:.....57
Most 2nd half points:.....61

Fewest opponent 1st half points:.....15
Fewest opponent 2nd half points:.....19

Iowa has more rebounds:.....15-1
Opponent has more rebounds:.....4-3
Rebounds are equal:.....0-0

Iowa has more assists:.....16-2
Opponent has more assists:.....3-2
Assists are equal:.....0-0

Iowa has fewer turnovers:.....9-2
Opponent has fewer turnovers:.....9-2
Turnovers are equal:.....1-0

Iowa has more steals:.....8-1
Opponent has more steals:.....8-3
Steals are equal:.....3-0

Playing on Sunday:.....5-2
Playing on Monday:.....2-0
Playing on Tuesday:.....0-0
Playing on Wednesday:.....4-0
Playing on Thursday:.....3-2
Playing on Friday:.....1-0
Playing on Saturday:.....4-0

Playing on BTN.....4-1
Playing on B1G+.....8-0
Playing on ESPN.....1-0
Playing on ESPN2.....2-1
Playing on ESPNU.....1-0
Playing on ESPN+.....1-1
Playing on FS1.....0-0
Playing on ABC.....0-1
Playing on FOX.....2-0

Largest Iowa lead:.....54
Largest Iowa deficit:.....15



IOWA BASKETBALL

@IOWAWBB

Points-Rebounds-Assists

Opponent	Date	Score		1 DAVIS, MOLL	2 MCCABE, TAY	3 AFFOLTER, S	13 WETERING, S	14 WARNOCK, MC	20 MARTIN, KAT	22 CLARK, CAIT	23 GYAMFI, JAD	24 MARSHALL, G	25 CZINANO, MO	34 EDIGER, AJ
Southern U.	11/07/2022	87-34	W	7-3-4	9-1-1	4-0-0	3-3-3	5-8-0	5-4-2	20-9-1	DNP	6-3-1	10-4-3	2-4-1
Evansville	11/10/2022	115-62	W	5-7-5	6-2-1	7-4-2	1-1-0	15-8-2	6-0-1	26-5-12	DNP	1-1-1	23-7-0	4-0-0
at Drake	11/13/2022	92-86	Wot	4-4-3	DNP	DNP	DNP	11-3-2	0-6-3	28-5-9	DNP	6-2-2	36-11-1	DNP
at Kansas St.	11/17/2022	83-84	L	9-1-0	DNP	0-1-0	DNP	12-8-2	4-6-6	27-10-7	DNP	5-0-1	18-3-2	DNP
Belmont	11/20/2022	73-62	W	7-1-2	0-1-0	0-1-0	DNP	6-8-1	6-5-1	33-3-5	DNP	5-1-0	9-10-2	DNP
vs Oregon St.	11/25/2022	73-59	W	3-1-1	DNP	0-2-1	DNP	12-2-1	4-6-4	28-9-8	DNP	7-2-1	17-7-2	DNP
vs UConn	11/27/2022	79-86	L	0-1-1	DNP	0-0-0	DNP	14-4-2	20-2-2	25-7-6	DNP	10-2-2	8-7-1	DNP
NC State	12/01/2022	81-94	L	0-0-2	0-0-0	0-1-0	DNP	15-7-2	7-0-1	45-6-4	DNP	0-1-1	5-9-0	DNP
at Wisconsin	12/04/2022	102-71	W	13-1-1	6-0-0	3-3-2	3-0-0	13-2-3	3-2-4	22-10-10	DNP	7-0-1	18-8-1	0-1-1
Iowa St.	12/07/2022	70-57	W	2-2-4	DNP	0-0-0	DNP	9-6-2	13-5-2	19-8-8	DNP	3-3-0	18-10-1	DNP
Minnesota	12/10/2022	87-64	W	3-3-3	0-0-0	2-3-1	0-1-0	12-10-4	7-5-3	32-10-9	DNP	0-1-1	22-5-2	4-1-0
UNI	12/18/2022	88-74	W	3-1-1	DNP	4-5-2	DNP	9-5-6	9-4-0	26-8-7	DNP	8-2-2	22-6-2	DNP
Dartmouth	12/21/2022	92-54	W	8-0-1	6-1-2	3-5-2	0-1-0	14-3-2	4-3-13	20-10-6	2-4-1	3-2-0	20-4-1	10-4-1
Purdue	12/29/2022	83-68	W	1-1-1	0-0-0	7-5-1	0-0-0	19-9-1	5-8-3	24-6-5	DNP	4-2-1	12-5-2	0-2-1
at Illinois	01/01/2023	86-90	L	0-2-2	DNP	0-1-0	DNP	17-6-3	6-3-4	32-5-7	DNP	3-1-2	24-6-1	DNP
at Michigan	01/07/2023	94-85	W	8-2-4	DNP	0-1-0	DNP	14-4-0	10-2-1	28-8-3	DNP	6-2-2	19-5-8	0-0-0
Northwestern	01/11/2023	93-64	W	2-1-2	3-0-0	6-2-1	1-0-0	10-8-1	8-2-2	20-9-14	0-1-1	3-1-1	18-6-3	0-0-0
Penn St.	01/14/2023	108-67	W	5-2-3	5-1-0	12-3-2	3-1-0	16-10-3	0-3-2	27-7-10	0-1-1	3-2-3	20-5-2	2-1-0
at Michigan St.	01/18/2023	84-81	Wot	7-1-4	DNP	3-3-1	DNP	4-2-1	9-3-4	26-9-11	DNP	6-4-0	22-7-0	0-0-0
at Ohio St.	01/23/2023	83-72	W	3-2-1	DNP	4-2-0	DNP	DNP	13-11-4	28-10-15	DNP	5-3-2	22-4-1	0-1-0
Nebraska	01/28/2023	80-76	W	5-4-1	DNP	0-3-0	DNP	DNP	6-5-6	33-12-9	DNP	7-5-1	17-7-1	0-0-0
Maryland	02/02/2023	96-82	W	3-0-3	DNP	4-2-1	DNP	3-6-3	3-6-6	42-7-8	DNP	0-0-5	28-6-1	DNP
at Penn St.	02/05/2023	95-51	W	7-1-0	6-0-1	0-7-3	2-2-0	9-5-2	11-8-1	23-10-14	0-0-0	3-2-4	14-4-1	5-1-0



IOWA BASKETBALL

@IOWAWBB

Season Highs And Lows/Specialty Statistics

CATEGORY		IOWA	OPPONENTS
<u>Points</u>	High	115, vs. Evansville (11/10/22)	94, vs. NC State (12/1/22)
	Low	70, vs. Iowa St. (12/7/22)	34, vs. Southern (11/7/22)
<u>FG Made</u>	High	43, vs. Evansville (11/10/22)	33, vs. UConn (11/27/22)
	Low	24, Belmont (11/20/22)	12, vs. Southern (11/7/22)
<u>FG Att.</u>	High	79, at Drake (11/13/22)	75, at Michigan State (1/18/23)
	Low	55, at Kansas St. (11/17/22)	55, at Wisconsin (12/4/22)
<u>FG%</u>	High	.642, vs. Evansville (11/10/22)	.538, vs. NC State (12/1/22)
	Low	.418, 2x, last vs. UConn (11/27/22)	.211, vs. Southern (11/7/22)
<u>3FG Made</u>	High	13, vs. UConn (11/27/22)	11, at Kansas St. (11/17/22)
	Low	5, vs. Minnesota (12/10/22)	2, vs. Maryland (2/2/23)
<u>3FG Att.</u>	High	36, 2x, last vs. UConn (11/27/22)	36, at Kansas St. (11/17/22)
	Low	16, vs. Evansville (11/10/22)	13, vs. NC State (12/1/22)
<u>3FG%</u>	High	.522 2x, last at Illinois (1/1/23)	.538, vs. NC State (12/1/22)
	Low	.227 vs. Minnesota (12/10/22)	.111, vs. Maryland (2/2/23)
<u>FTM</u>	High	28, vs. UNI (12/18/22)	22, at Wisconsin (12/4/22)
	Low	5, vs. Oregon St. (11/25/22)	2, vs. UConn (11/27/22)
<u>FTA</u>	High	34, vs. Penn State (1/14/23)	28, vs. Minnesota (12/10/22)
	Low	6, vs. Oregon St. (11/25/22)	6, vs. UConn (11/27/22)
<u>FT% (min. 10)</u>	High	.944, at Michigan (1/7/23)	.957 at Wisconsin (12/4/22)
	Low	.567, at Drake (11/13/22)	.640, vs. Evansville (11/10/22)
<u>Off. Reb.</u>	High	14, 2x, last at Drake (11/13/22)	15, vs. Maryland (2/2/23)
	Low	4, 2x, last vs. Maryland (2/2/23)	2, vs. Southern (11/7/22)
<u>Def. Reb.</u>	High	44, vs. Southern (11/7/22)	48, at Drake (11/13/22)
	Low	21, at Michigan (1/7/23)	14, 3x, last at Michigan (1/7/23)
<u>Total Reb.</u>	High	51, 4x, last at Penn St. (2/5/23)	48, at Drake (11/13/22)
	Low	28, 2x, last at Michigan (1/7/23)	19, at Wisconsin (12/4/22)
<u>Assists</u>	High	30, vs. Dartmouth (12/21/22)	30, vs. UConn (11/27/22)
	Low	10, vs. NC State (12/1/22)	6, vs. Southern (11/7/22)
<u>Steals</u>	High	13, vs. UNI (12/18/22)	13, vs. Maryland, (2/2/23)
	Low	3, at Ohio St. (1/23/23)	2, vs. Belmont (11/20/22)
<u>Blocks</u>	High	7, vs. Northwestern (1/11/23)	9, at Drake (11/13/22)
	Low	1, at Drake (11/13/22)	0, 2x, last at Michigan (1/7/23)
<u>Turnovers</u>	High	20, at Michigan State (1/18/23)	23, at Drake (11/13/22)
	Low	6, vs. Belmont (11/20/22)	6, vs. Belmont (11/20/22)
<u>Fouls</u>	High	20, at Kansas St. (11/17/22)	30, vs. Penn State (1/14/23)
	Low	9, vs. Belmont (11/20/22)	13, 3x, last at Penn St. (2/5/23)

GAME-BY-GAME SPECIALTY STATS

		Pts. Off TO's	Pts. in Paint	2nd Chance	Fast Break
Date	Opponent	IA-Opp.	IA-Opp.	IA-Opp.	IA-Opp.
11/7	Southern	25-6	32-4	11-2	9-0
11/10	Evansville	18-17	62-14	8-9	26-3
11/13	Drake	21-9	48-48	12-8	4-4
11/17	Kansas State	5-22	36-26	0-7	13-12
11/20	Belmont	9-5	22-18	9-6	13-4
11/25	Oregon St.	12-8	32-24	5-6	12-0
11/27	UConn	21-12	22-30	5-15	16-7
12/1	NC State	12-17	28-46	6-10	15-18
12/4	Wisconsin	28-18	52-28	16-11	19-11
12/7	Iowa St.	8-14	26-16	7-7	10-9
12/10	Minnesota	26-10	50-22	12-15	28-5
12/18	UNI	26-10	32-36	6-9	8-12
12/21	Dartmouth	27-8	42-18	8-5	24-2
12/29	Purdue	8-15	28-24	13-7	6-7
1/1	Illinois	11-18	30-40	12-13	6-9
1/7	Michigan	15-17	50-44	18-7	2-4
1/11	Northwestern	6-13	52-32	16-15	20-2
1/14	Penn State	31-12	50-24	15-6	24-3
1/18	Michigan St.	6-20	40-30	5-14	18-8
1/23	Ohio St.	6-13	42-42	15-8	10-5
1/28	Nebraska	12-9	28-30	7-9	20-9
2/2	Maryland	10-24	52-48	2-13	18-23
2/5	Penn State	14-7	58-18	8-2	28-13
Total		357-304	914-662	216-204	331-265
Average		15.5-13.2	39.7-28.8	9.4-8.9	14.4-11.5

IOWA AND OPPONENT INDIVIDUAL HIGH PERFORMANCES

CATEGORY		IOWA		OPPONENTS
Points	45	Caitlin Clark vs. NC State (12/1/22)	27	Diamond Miller, Maryland (2/2/23)
Field Goals Made	16	Caitlin Clark vs. NC State (12/1/22)	10	4x, last, Shyanne Sellers, Maryland (2/2/23)
Field Goals Attempted	28	2x, last Caitlin Clark vs. NC State (12/1/22)	23	Makira Cook, Illinois (1/1/23)
3-Point Field Goals Made	7	Caitlin Clark at Illinois (1/1/23)	6	Sarah Shematsi, Kansas St. (11/17/22)
3-Point Field Goals Attempted	14	Caitlin Clark 2x, last at Illinois (1/1/23)	10	3x, last, Taylor Mikesell, Ohio St. (1/23/23)
Free Throws Made	13	Caitlin Clark, 2x, last vs. UNI (12/18/22)	12	Gabby Gregory, Kansas St. (11/17/22)
Free Throws Attempted	16	Caitlin Clark at Kansas St. (11/17/22)	15	Diamond Miller, Maryland (2/2/23)
Total Rebounds	13	Hannah Stuelke at Ohio St. (1/23/23)	14	Jelena Mitrovic, Oregon St. (11/22/25)
Assists	15	Caitlin Clark at Ohio St. (1/23/23)	13	Nika Muhl, UConn (11/27/22)
Steals	5	Caitlin Clark vs. Iowa State (12/7/22)	5	Eboni Walker, Ohio St. (1/23/23)
Blocks	3	Monika Czinano vs. Northwestern (1/11/23)	5	Anna Miller, Drake (11/13/22)



hawkeyesports.com

@IOWAWBB

IOWA

BASKETBALL

@IOWAWBB

BOX SCORES (GAMES 5-8)



Official Basketball Box Score - Final
Belmont at Iowa
11/20/22 Carver-Hawkeye Arena, Iowa City
2022-23 Women's Basketball

Game Time: 2:00 PM
Game Duration: 1:54
Attendance: 8,227

Officials: Cameron Inouye, Angie Enlund, Jamie Broderick

Belmont - 62

Record: 1-3

NO. Name	Min	FG	3P	FT	Rebounds	Fouls	TP	AS	TO	ST	Blocks	+/-
		M-A	M-A	M-A	OR DR TOT	PF FD					BS BA	
3 Madison Bartley	F 21:04	4-8	0-1	3-3	0 4 4	3 3	11	1	1	0	0 0	1
0 Tuti Jones	G 33:19	3-10	1-5	2-2	3 3 6	3 1	9	2	0	1	0 1	-4
5 Sydney Harvey	G 21:50	4-7	3-6	0-0	1 2 3	5 0	11	1	1	0	1 0	5
11 Destinee Wells	G 34:15	4-17	0-4	1-2	0 6 6	2 1	9	5	2	0	0 0	-8
23 Nikki Baird	G 26:46	5-6	3-4	0-0	0 4 4	4 1	13	3	1	1	0 0	-11
10 Blair Schoenwald	15:33	0-3	0-3	0-0	0 4 4	0 0	0	0	0	0	0 0	-17
22 Tessa Miller	24:47	1-3	0-0	2-4	3 2 5	3 2	4	2	0	0	0 0	-8
12 Kiyim McGuff	11:20	2-3	1-2	0-0	0 1 1	1 0	5	0	1	0	0 0	-4
14 Kendal Cheesman	06:22	0-4	0-3	0-0	0 0 0	0 1	0	0	0	0	0 0	5
24 Kate Holfield	04:44	0-1	0-1	0-0	0 0 0	0 0	0	0	0	0	0 0	-4
Team					1 0 1		0	0				
Totals		23-62	8-29	8-11	8 26 34	21 9	62	14	6	2	2 1	-11

Technical Fouls: NONE

Shooting By Period
1st FG% 8-16 50.0%
3PT% 2-6 33.3%
FT% 0-0 0%
2nd FG% 3-19 15.8%
3PT% 1-13 7.7%
FT% 0-0 0%
3rd FG% 7-14 50.0%
3PT% 2-5 40.0%
FT% 5-7 71.4%
4th FG% 5-13 38.5%
3PT% 3-5 60.0%
FT% 3-4 75%
GM FG% 23-62 37.1%
3PT% 8-29 27.6%
FT% 8-11 72.7%

Dead Ball Rebounds: 2, 0



Official Basketball Box Score - Final
Iowa at Oregon St.
11/25/22 Oakes Center, Portland, ORE
2022-23 Women's Basketball

Game Time: 5:30 PM
Game Duration: 1:45
Attendance: 2,229

Officials: Melissa Barlow, Tiffany Bird, Brian Hall

Iowa - 73

Record: 5-1

NO. Name	Min	FG	3P	FT	Rebounds	Fouls	TP	AS	TO	ST	Blocks	+/-
		M-A	M-A	M-A	OR DR TOT	PF FD					BS BA	
14 McKenna Warnock	F 34:14	5-9	2-4	0-0	0 2 2	2 2	12	1	2	0	0 0	20
25 Monika Czinano	C 33:43	7-11	0-0	3-3	0 7 7	3 2	17	2	4	0	0 1	10
20 Kate Martin	G 33:57	2-5	0-1	0-0	3 3 6	2 0	4	4	1	1	0 0	1
22 Caitlin Clark	G 35:23	12-23	2-8	2-3	0 9 9	3 3	28	8	0	0	2 0	19
24 Gabbie Marshall	G 34:06	3-7	1-3	0-0	0 2 2	2 4	7	1	1	4	1 0	13
1 Molly Davis	12:34	1-2	1-2	0-0	0 1 1	2 1	3	1	1	0	2 0	-7
44 Addison O'Grady	G 31:34	4-6	0-0	1-1	2 2 0	2 0	2	0	0	1	0 1	4
3 Sydney Affolter	04:00	0-2	0-1	0-0	1 1 2	0 0	1	0	0	0	0 0	-2
45 Hannah Stuelke	05:46	0-3	0-0	0-0	0 0 0	0 1	0	0	0	0	0 1	-6
Team					0 4 4		0	0				
Totals		31-64	6-19	5-6	5 30 35	14 13	73	18	9	6	5 4	14

Technical Fouls: NONE

Shooting By Period
1st FG% 7-16 43.8%
3PT% 3-8 37.5%
FT% 2-2 100%
2nd FG% 11-18 61.1%
3PT% 2-5 40.0%
FT% 1-1 100%
3rd FG% 5-16 31.3%
3PT% 0-3 0.0%
FT% 0-0 0%
4th FG% 8-14 57.1%
3PT% 1-3 33.3%
FT% 2-3 66.7%
GM FG% 31-64 48.4%
3PT% 6-19 31.6%
FT% 5-6 83.3%

Dead Ball Rebounds: 1, 1

Iowa - 73

Record: 4-1

NO. Name	Min	FG	3P	FT	Rebounds	Fouls	TP	AS	TO	ST	Blocks	+/-
		M-A	M-A	M-A	OR DR TOT	PF FD					BS BA	
14 McKenna Warnock	F 29:26	1-5	1-4	3-4	2 6 8	1 2	6	1	1	0	0 0	12
25 Monika Czinano	C 29:20	4-7	0-0	1-2	1 9 10	2 3	9	2	3	0	0 0	-3
20 Kate Martin	G 31:43	2-6	1-3	1-2	3 3 6	0 3	6	1	0	1	0 1	-4
22 Caitlin Clark	G 30:46	10-18	3-7	10-11	0 3 3	2 8	33	5	1	2	1 0	2
24 Gabbie Marshall	G 18:55	2-5	1-4	0-0	0 1 1	1 0	5	0	1	0	0 0	-5
44 Addison O'Grady	09:49	0-1	0-0	0-0	1 2 3	1 0	0	0	0	0	0 0	14
1 Molly Davis	24:05	3-5	1-2	0-0	0 1 1	0 2	7	2	0	1	0 0	10
3 Sydney Affolter	09:21	0-3	0-2	0-0	0 1 1	1 0	0	0	0	0	0 0	-3
2 Taylor McCabe	05:10	0-2	0-1	0-0	0 1 1	0 0	0	0	0	0	0 0	1
45 Hannah Stuelke	11:25	2-5	0-1	3-4	2 2 4	1 3	7	0	0	0	0 0	-1
Team					2 3 5		0	0				
Totals		24-57	7-24	18-23	10 32 42	9 21	73	11	6	4	1 2	11

Technical Fouls: NONE

Shooting By Period
1st FG% 5-14 35.7%
3PT% 1-6 16.7%
FT% 7-8 87.5%
2nd FG% 5-15 33.3%
3PT% 0-5 0.0%
FT% 4-5 80%
3rd FG% 9-17 52.9%
3PT% 4-7 57.1%
FT% 1-2 50%
4th FG% 5-11 45.5%
3PT% 2-6 33.3%
FT% 6-8 75%
GM FG% 24-57 42.1%
3PT% 7-24 29.2%
FT% 18-23 78.3%

Dead Ball Rebounds: 2, 0

Oregon St. - 59

Record: 4-1

NO. Name	Min	FG	3P	FT	Rebounds	Fouls	TP	AS	TO	ST	Blocks	+/-
		M-A	M-A	M-A	OR DR TOT	PF FD					BS BA	
12 Jelena Mitrovic	C 30:25	2-8	1-1	0-0	3 11 14	3 1	5	2	3	0	2 0	-7
0 Shaloux Aaron	G 30:48	6-8	3-4	2-2	2 1 3	0 2	17	0	0	0	0 0	-3
11 Benu Yeane	G 31:34	4-6	0-0	1-1	2 2 2	2 2	6	3	1	1	0 1	9
11 AJ Marotte	G 21:42	1-4	0-0	0-0	2 3 5	0 0	2	0	2	0	0 0	-14
22 Talia von Oelhoffen	G 36:59	7-16	2-4	6-7	0 6 6	3 5	22	3	1	1	2 3	-15
4 Noelle Mannen	30:59	0-5	0-3	0-0	0 1 1	2 4	0	1	0	3	0 0	-5
15 Raegan Beers	16:22	2-5	0-0	0-0	1 1 2	3 0	4	1	4	0	0 0	-2
2 Lily Hansford	01:11	0-0	0-0	0-0	0 0 0	0 0	0	0	0	0	0 0	-5
Team					1 3 4		0	0	1			
Totals		22-62	6-17	9-10	9 28 37	13 14	59	9	14	5	4 5	-14

Technical Fouls: NONE

Shooting By Period
1st FG% 6-16 37.5%
3PT% 3-6 50.0%
FT% 1-1 100%
2nd FG% 8-20 40.0%
3PT% 3-5 60.0%
FT% 2-2 100%
3rd FG% 4-15 26.7%
3PT% 0-4 0.0%
FT% 1-1 100%
4th FG% 4-11 36.4%
3PT% 0-2 0.0%
FT% 5-6 83.3%
GM FG% 22-62 35.5%
3PT% 6-17 35.3%
FT% 9-10 90.0%

Dead Ball Rebounds: 1, 0

	BEL	IOW
Biggest lead	5 (1st 7:12)	13 (4th 0:39)
Best Scoring Run	6 (1st 7:12)	8 (3rd 0:41)
Lead Changes	4	
Times Tied	7	
Time with Lead	06:46	28:33

Points from	BEL	IOW
Turnovers	5	9
Paint	18	22
Second Chance	6	9
Fast Breaks	4	13
Bench	9	14

Period by Period Scoring
1st 2nd 3rd 4th TOT
BEL 18 7 21 16 62
IOW 18 14 23 18 73

	Iowa	OSU
Biggest lead	17 (4th 0:35)	0 (1st 10:00)
Best Scoring Run	9 (1st 6:51)	6 (1st 5:35)
Lead Changes	0	
Times Tied	5	
Time with Lead	37:19	00:00

Points from	Iowa	OSU
Turnovers	12	8
Paint	32	24
Second Chance	5	6
Fast Breaks	12	0
Bench	5	4

Period by Period Scoring
1st 2nd 3rd 4th TOT
Iowa 19 25 10 19 73
OSU 16 21 9 13 59



Official Basketball Box Score - Final
UConn at Iowa
11/27/22 Moda Center, Portland, Ore.
2022-23 Women's Basketball

Game Time: 10:00 AM
Game Duration: 1:39
Attendance: 8,250

Officials: Lisa Jones, Kyle Bacon, Tiffany Bird

UConn - 86

Record: 5-0

NO. Name	Min	FG	3P	FT	Rebounds	Fouls	TP	AS	TO	ST	Blocks	+/-
		M-A	M-A	M-A	OR DR TOT	PF FD					BS BA	
3 Aaliyah Edwards	F 34:39	10-16	0-0	0-0	2 11 13	2 4	20	6	2	1	0 0	4
10 Nikka Muhl	G 40:00	1-3	0-1	0-0	0 3 3	2 0	2	13	6	1	0 0	7
11 Lou Lopez-Senechal	G 32:00	5-12	1-3	0-0	1 4 5	2 0	11	1	2	0	1 1	6
35 Azzi Fudd	G 40:00	10-19	4-10	0-0	0 3 3	1 1	24	4	0	0	0 0	7
44 Carolyn Griffin	G 22:35	5-6	0-0	0-2	3 3 6	3 2	19	3	2	1	0 0	-11
33 Caroline Ducharme	23:47	5-11	3-6	2-4	2 3 5	1 3	15	3	1	2	0 0	13
34 Ayanna Patterson	06:59	2-2	0-0	0-0	1 2 3	2 0	4	0	0	0	0 0	9
Team					2 4 6		0	1				
Totals		38-69	8-20	2-6	11 33 44	13 10	86	30	14	7	5 1	7

Technical Fouls: NONE

Shooting By Period
1st FG% 10-21 47.6%
3PT% 0-4 0.0%
FT% 0-0 0%
2nd FG% 7-17 41.2%
3PT% 1-6 16.7%
FT% 0-0 0%
3rd FG% 12-14 85.7%
3PT% 2-2 100.0%
FT% 0-2 0%
4th FG% 9-17 52.9%
3PT% 5-8 62.5%
FT% 2-4 50%
GM FG% 38-69 55.1%
3PT% 8-20 40.0%
FT% 2-6 33.3%

Dead Ball Rebounds: 2, 1

Iowa - 79

Record: 5-2

NO. Name	Min	FG	3P	FT	Rebounds	Fouls	TP	AS	TO	ST	Blocks	+/-
		M-A	M-A	M-A	OR DR TOT	PF FD					BS BA	
14 McKenna Warnock	F 32:14	4-14	3-11	3-4	0 4 4	4 3	14	2	2	1	0 2	-7
25 Monika Czinano	C 35:56	3-7	0-0	2-2	3 4 7	2 2	6	1	1	1	0 1	-8
20 Kate Martin	G 33:59	7-10	6-6	0-0	0 2 2	0 1	20	2	3	2	0 0	-5
22 Caitlin Clark	G 40:00	9-24	2-11	5-7	0 7 7	2 5	25	6	3	2	1 0	-7
24 Gabbie Marshall	G 37:21	4-9	2-6	0-0	0 2 2	0 1	10	2	0	3	0 0	-6
1 Molly Davis	06:01	0-0	0-0	0-0	1 0 1	0 0	0	1	0	0	0 0	-2
3 Sydney Affolter	02:39	0-1	0-1	0-0	0 0 0	1 0	0	0	0	0	0 0	-1
44 Addison O'Grady	04:04	0-0	0-0	0-0	0 0 0	0 1	0	0	0	0	0 0	1
45 Hannah Stuelke	07:46	1-2	0-1	0-0	1 1 2	1 0	2	1	1	0	0 0	0
Team					1 2 3		0	1				
Totals		28-67	13-36	10-13	6 22 28	10 13	79	15	11	9	1 5	-7

Technical Fouls: NONE

Shooting By Period
1st FG% 5-13 38.5%
3PT% 2-8 25.0%
FT% 2-4 50%
2nd FG% 11-19 57.9%

IOWA

BASKETBALL

@IOWAWBB

BOX SCORES (GAMES 9-12)



Official Basketball Box Score - Final
Iowa at Wisconsin
12/04/22 Kohl Center, Madison
2022-23 Women's Basketball

Game Time: 1:00 PM
Game Duration: 1:49
Attendance: 3,328

Officials: Tiara Cruise, Julie Krommenhoek, Xiomara Cruz-Johnson

Iowa - 102

Record: 6-3 (1-0)

NO. Name	Min	FG M-A	3P M-A	FT M-A	Rebounds OR DR TOT	Fouls PF FO	TP	AS	TO	ST	Blocks BS BA	+/-
14 McKenna Warnock	F 30:58	4-9	3-5	2-2	1 1 2	2 2	13	3	3	0	0 1	18
25 Monika Czinano	C 25:21	9-10	0-0	0-1	1 1 2	4 2	18	1	0	1	0 0	14
20 Kate Martin	G 21:01	1-4	1-3	0-0	1 1 2	2 0	3	4	1	2	1 1	23
22 Caitlin Clark	G 29:46	8-14	2-5	4-4	0 10 10	1 7	22	10	5	2	2 0	31
24 Gabbie Marshall	G 24:05	2-5	0-2	3-4	0 0 0	1 2	7	1	2	1	0 0	7
1 Molly Davis	22:59	5-5	3-3	0-0	0 1 1	4 1	13	1	1	0	0 0	18
3 Sydney Afoltor	13:05	1-2	0-1	1-1	2 1 3	0 1	3	2	2	1	0 0	6
44 Addison O'Grady	02:08	0-0	0-0	0-0	0 0 0	0 0	0	0	0	0	0 0	2
45 Hannah Stuelke	12:19	4-5	0-0	2-2	2 2 4	4 2	10	1	1	0	0 0	19
40 Sharon Goodman	04:51	2-3	0-0	0-0	0 0 0	1 4	0	0	0	0	1 6	8
2 Taylor McCabe	05:20	2-4	2-3	0-0	0 0 0	1 0	6	0	0	1	0 0	3
13 Shateah Wetering	04:23	1-1	1-1	0-0	0 0 0	0 0	3	0	1	0	0 0	3
34 AJ Ediger	03:44	0-0	0-0	0-0	0 1 1	0 0	0	1	0	1	0 0	2
Team					3 1 4	0	0	0	0	0	0	
Totals		39-62	12-23	12-16	10 25 35	19 18	102	24	16	9	3 3	31

Technical Fouls: NONE

Shooting By Period	1st	2nd	3rd	4th	FT
1st FG%	10-17 58.8%				
3PT%	5-11 45.5%				
FT%	0-0 0%				
2nd FG%	11-14 78.6%				
3PT%	1-2 50.0%				
FT%	9-11 81.8%				
3rd FG%	8-16 50.0%				
3PT%	0-3 0.0%				
FT%	2-3 66.7%				
4th FG%	10-15 66.7%				
3PT%	6-7 85.7%				
FT%	1-2 50%				
GM FG%	39-62 62.9%				
3PT%	12-23 52.2%				
FT%	12-16 75.0%				

Dead Ball Rebounds: 3, 1



Official Basketball Box Score - Final
Iowa St. at Iowa
12/07/22 Carver-Hawkeye Arena, Iowa City
2022-23 Women's Basketball

Game Time: 6:00 PM
Game Duration: 1:47
Attendance: 13,802

Officials: Jesse Dickerson, Roy Gubeany, Nkhesha Thompson

Iowa St. - 57

Record: 6-2

NO. Name	Min	FG M-A	3P M-A	FT M-A	Rebounds OR DR TOT	Fouls PF FO	TP	AS	TO	ST	Blocks BS BA	+/-
10 Stephanie Soares	F 30:54	4-9	2-5	0-6	4 7 11	4 4	10	0	5	1	4 0	-12
3 Denae Fritz	G 27:49	2-7	0-3	3-5	1 1 2	1 4	7	0	1	1	0 0	0
11 Emily Ryan	G 40:00	5-13	4-6	1-1	0 5 5	0 3	15	3	2	1	0 1	-13
21 Lexi Donarski	G 40:00	4-9	0-2	2-2	0 1 1	2 2	10	4	1	0	0 1	-13
24 Ashley Joens	G 38:38	5-13	3-8	2-2	0 7 7	1 4	15	2	3	3	0 1	-11
31 Morgan Kane	06:13	0-1	0-0	0-0	0 2 2	3 0	0	0	0	0	1 -8	
13 Maggie Espenmiller-McCraw	10:57	0-0	0-0	0-0	0 1 1	1 0	0	0	1	0	0 0	-9
1 Nyamier Diew	02:36	0-2	0-2	0-0	0 1 1	0 0	0	0	0	0	0 0	-6
25 Beatriz Jordao	02:53	0-1	0-1	0-0	0 0 0	1 0	0	0	0	0	0 0	7
Team					2 2 4	0	2	0	0	0	0	
Totals		20-55	9-27	8-16	7 27 34	13 17	57	9	15	6	5 3	-13

Technical Fouls: NONE

Shooting By Period	1st	2nd	3rd	4th	FT
1st FG%	4-18 22.2%				
3PT%	2-9 22.2%				
FT%	1-1 100%				
2nd FG%	6-12 50.0%				
3PT%	3-6 50.0%				
FT%	2-4 50%				
3rd FG%	4-12 33.3%				
3PT%	0-5 0.0%				
FT%	0-6 0%				
4th FG%	6-13 46.2%				
3PT%	4-7 57.1%				
FT%	5-5 100%				
GM FG%	20-55 36.4%				
3PT%	9-27 33.3%				
FT%	8-16 50.0%				

Dead Ball Rebounds: 4, 0

Wisconsin - 71

Record: 3-7 (0-1)

NO. Name	Min	FG M-A	3P M-A	FT M-A	Rebounds OR DR TOT	Fouls PF FO	TP	AS	TO	ST	Blocks BS BA	+/-
25 Serah Williams	F 21:46	5-10	0-0	5-6	0 3 3	2 6	15	0	3	2	1 1	5
3 Brooke Schramek	G 22:55	1-4	1-2	4-4	0 0 1	5 2	7	2	3	2	1 0	-27
5 Julie Pospisilova	G 35:29	1-13	0-6	4-4	1 0 1	3 4	6	1	3	1	0 0	-33
11 Maty Wilke	G 25:29	5-8	3-4	0-0	2 2 4	2 0	13	3	0	2	0 0	-6
12 Avery LaBarbera	G 35:16	1-8	0-3	4-4	0 5 5	1 3	6	1	1	0	0 0	-28
30 Sydney Hillard	23:20	5-8	0-0	1-1	2 1 3	2 2	11	2	5	0	0 2	-14
14 Krystyna Ellw	08:36	1-1	1-1	0-0	0 0 0	0 0	3	0	0	0	0 0	-11
15 Sanna Copeland	01:34	0-0	0-0	0-0	0 0 0	0 0	0	0	0	0	0 0	-5
4 Lily Krahn	13:05	2-2	2-2	0-0	0 0 0	1 1	8	0	0	0	0 0	-13
13 Ronnie Porter	07:38	0-0	0-0	2-2	0 0 0	2 1	2	0	1	0	0 0	-19
22 Tessa Towers	02:37	0-0	0-0	0-0	0 0 0	0 0	0	0	1	0	0 0	-1
2 Savannah White	02:15	0-0	0-0	0-0	0 0 0	0 0	0	0	0	0	0 0	-3
Team					0 2 2	0	0	1	0	0	0	
Totals		21-54	7-18	22-23	5 14 19	18 19	71	9	18	7	3 3	-31

Technical Fouls: NONE

Shooting By Period	1st	2nd	3rd	4th	FT
1st FG%	7-16 43.8%				
3PT%	2-5 40.0%				
FT%	4-4 100%				
2nd FG%	2-12 16.7%				
3PT%	2-6 33.3%				
FT%	8-8 100%				
3rd FG%	8-16 50.0%				
3PT%	0-2 0.0%				
FT%	5-5 100%				
4th FG%	4-10 40.0%				
3PT%	3-5 60.0%				
FT%	5-5 100%				
GM FG%	21-54 38.9%				
3PT%	7-18 38.9%				
FT%	22-23 95.7%				

Dead Ball Rebounds: 3, 0

	IOWA	UW
Biggest lead	33 (4 th 1:05)	1 (1 st 9:11)
Best Scoring Run	12 (2 nd 6:04)	7 (3 rd 8:19)
Lead Changes	2	
Times Tied	3	
Time with Lead	37:17	00:17

Points from	IOWA	UW
Turnovers	28	18
Paint	52	28
Second Chance	16	11
Fast Breaks	19	11
Bench	39	24

Period by Period Scoring	1st	2nd	3rd	4th	TOT
IOWA	25	32	18	27	102
UW	20	14	21	16	71



Official Basketball Box Score - Final
Minnesota at Iowa
12/10/22 Carver-Hawkeye Arena, Iowa City
2022-23 Women's Basketball

Game Time: 8:00 PM
Game Duration: 1:52
Attendance: 8,946

Officials: Brian Hall, Bryan Entlerline, Reyna Seales

Minnesota - 64

Record: 5-5 (1-1)

NO. Name	Min	FG M-A	3P M-A	FT M-A	Rebounds OR DR TOT	Fouls PF FO	TP	AS	TO	ST	Blocks BS BA	+/-
4 Alanna Micheaux	F 19:32	2-9	0-0	2-4	0 1 1	4 2	6	0	2	1	2 0	-16
24 Mallory Heyer	F 31:13	3-8	2-7	0-0	2 7 9	3 2	8	0	1	0	0 0	-26
3 Amaya Battle	G 31:00	5-11	0-1	1-2	2 3 5	1 5	11	4	2	0	0 0	-18
30 Amaya Braun	G 32:15	5-16	2-5	2-2	0 1 1	1 1	14	0	4	3	0 0	-24
23 Katie Borowicz	G 26:09	1-6	0-3	5-6	1 2 3	3 4	7	1	7	0	0 0	-17
13 Deshae Ober	13:09	3-3	0-0	2-2	1 4 5	0 1	8	1	0	0	0 0	-3
14 Isabelle Gradwell	20:05	1-4	1-3	3-4	0 4 4	3 4	6	1	1	0	0 0	-9
15 Angelina Hammond	04:45	0-3	0-0	0-0	1 0 1	0 0	0	0	0	0	0 1	-10
5 Maggie Czinano	14:21	0-1	0-0	4-8	4 4 8	2 4	0	0	0	1	0 0	-2
21 Mi'Co Cayton	07:31	0-5	0-4	0-0	0 2 2	1 0	0	1	0	1	0 0	-1
Team					2 1 3	0	0	0	0	0	0	
Totals		20-66	5-23	19-28	13 29 42	22 19	64	8	17	7	2 2	-23

Technical Fouls: NONE

Shooting By Period	1st	2nd	3rd	4th	FT
1st FG%	5-21 23.8%				
3PT%	1-5 20.0%				
FT%	7-8 87.5%				
2nd FG%	7-17 41.2%				
3PT%	3-10 30.0%				
FT%	2-2 100%				
3rd FG%	7-15 46.7%				
3PT%	1-1 100.0%				
FT%	2-6 33.3%				
4th FG%	1-13 7.7%				
3PT%	0-7 0.0%				
FT%	6-12 66.7%				
GM FG%	20-66 30.3%				
3PT%	5-23 21.7%				
FT%	19-28 67.9%				

Dead Ball Rebounds: 5, 0

Iowa - 87




Record: 8-3 (2-0)

NO. Name	Min	FG M-A	3P M-A	FT M-A	Rebounds OR DR TOT	Fouls PF FO	TP	AS	TO	ST	Blocks BS BA	+/-
14 McKenna Warnock	F 25:21	5-7	1-3	1-2	3 7 10	2 1	12	4	3	0	0	11
25 Monika Czinano	C 24:27	11-17	0-0	0-1	0 5 5	5 4	22	2	1	0	0	19
20 Kate Martin	G 18:34	3-5	0-2	1-1	2 3 5	1 2	7	3	1	0	0	16
22 Caitlin Clark	G 35:14	11-26	4-9	6-8	2 8 10	2 6	32	9	2	4	0	23
24 Gabbie Marshall	G 22:59	0-6	0-6	0-0	0 1 1	0 2	0	0	1	3	1	0
1 Molly Davis	20:42	0-3	0-1	3-4	0 3 3	3 1	3	0	3	0	2	0
44 Addison O'Grady	10:25	1-2	0-0	0-0	0 3 3	3 1	2	0	0	1	0	0
45 Hannah Stuelke	09:23	0-1	0-0	3-6	2 2 4	1 3	3	1	1	0	0	10
3 Sydney Afoltor	20:01	0-1	0-0	2-2	2 1 3	0 2	2	1	1	3	1	0
2 Taylor McCabe	04:51	0-1	0-1	0-0	0 0 0	0 0	0	0	0	0	0	-1
13 Shateah Wetering	03:00	0-0	0-0	0-0	0 1 1	2 0	0	0	0	0	0	1
40 Sharon Goodman	03:00	1-2	0-0	0-0	0 1 1	0 0	2	0	1	0	0	3
34 AJ Ediger	02:03	1-1	0-0	0-0	0 1 1	0 0	2	0	0	0	0	1
Team					1 1 2	0						
Totals		33-72	5-22	16-24	12 37 49	19 22	87	24	0	10	2	23

IOWA BASKETBALL

@IOWAWBB

BOX SCORES (GAMES 13-16)

		Official Basketball Box Score - Final															Official Basketball Box Score - Final																																																																																																																																																																																																																																																																																																																																																																																																																																																																																										
Dartmouth at Iowa																				Purdue at Iowa																																																																																																																																																																																																																																																																																																																																																																																																																																																																																							
12/21/22 Carver-Hawkeye Arena, Iowa City																				12/29/22 Carver-Hawkeye Arena, Iowa City																																																																																																																																																																																																																																																																																																																																																																																																																																																																																							
2022-23 Women's Basketball																				2022-23 Women's Basketball																																																																																																																																																																																																																																																																																																																																																																																																																																																																																							
Officials: Brad Moxey, Mark Berger, Kristen Bell																				Officials: Cameron Inouye, Jesse Dickerson, Doug Knight																																																																																																																																																																																																																																																																																																																																																																																																																																																																																							
Dartmouth - 54																				Purdue - 68																																																																																																																																																																																																																																																																																																																																																																																																																																																																																							
Record: 2-11																				Record: 10-3 (1-2)																																																																																																																																																																																																																																																																																																																																																																																																																																																																																							
<table><tr><th>NO. Name</th><th>Min</th><th>FG</th><th>M-A</th><th>3P</th><th>FT</th><th>Rebounds</th><th>Fouls</th><th>TP</th><th>AS</th><th>TO</th><th>ST</th><th>Blocks</th><th>+/-</th></tr><tr><td>13 Clare Meyer</td><td>F 23:50</td><td>3-6</td><td>0-0</td><td>1-3</td><td>3 4 7</td><td>1 4 7</td><td>3</td><td>2</td><td>2</td><td>0</td><td>1</td><td>-22</td></tr><tr><td>3 Mekkena Boyd</td><td>G 18:15</td><td>3-11</td><td>0-3</td><td>1-2</td><td>1 3 4</td><td>2 1 7</td><td>1</td><td>2</td><td>3</td><td>0</td><td>0</td><td>-34</td></tr><tr><td>5 Mia Curtis</td><td>G 16:17</td><td>1-6</td><td>1-3</td><td>0-0</td><td>0 3 3</td><td>0 0 3</td><td>1</td><td>1</td><td>1</td><td>0</td><td>0</td><td>-17</td></tr><tr><td>15 Victoria Page</td><td>G 20:18</td><td>1-10</td><td>1-6</td><td>0-0</td><td>0 1 1</td><td>4 0 3</td><td>0</td><td>3</td><td>1</td><td>0</td><td>0</td><td>-19</td></tr><tr><td>34 Emma Koch</td><td>G 20:37</td><td>0-4</td><td>0-3</td><td>3-4</td><td>2 1 3</td><td>2 3 3</td><td>1</td><td>5</td><td>0</td><td>1</td><td>0</td><td>-22</td></tr><tr><td>1 Karina Mitchell</td><td>12:10</td><td>0-1</td><td>0-0</td><td>0-0</td><td>0 0 0</td><td>3 0 0</td><td>0</td><td>0</td><td>0</td><td>0</td><td>0</td><td>-2</td></tr><tr><td>10 Olivia Lawlor</td><td>14:11</td><td>3-4</td><td>1-1</td><td>2-5</td><td>2 1 3</td><td>2 4 9</td><td>0</td><td>2</td><td>0</td><td>0</td><td>0</td><td>-16</td></tr><tr><td>2 Grace Niekelski</td><td>21:22</td><td>3-11</td><td>0-5</td><td>2-4</td><td>1 3 4</td><td>1 2 8</td><td>2</td><td>2</td><td>2</td><td>0</td><td>0</td><td>-16</td></tr><tr><td>22 Anna Nelson</td><td>19:42</td><td>1-2</td><td>1-2</td><td>0-0</td><td>0 2 0</td><td>0 3 0</td><td>0</td><td>1</td><td>0</td><td>0</td><td>0</td><td>-19</td></tr><tr><td>4 Allie Harland</td><td>21:04</td><td>4-5</td><td>3-4</td><td>0-0</td><td>0 1 1</td><td>2 1 11</td><td>2</td><td>2</td><td>0</td><td>0</td><td>0</td><td>-13</td></tr><tr><td>24 Lelya Stuart</td><td>06:45</td><td>0-1</td><td>0-0</td><td>0-0</td><td>0 0 0</td><td>1 0 0</td><td>0</td><td>1</td><td>0</td><td>0</td><td>0</td><td>-9</td></tr><tr><td>11 Camryn Foltz</td><td>05:29</td><td>0-0</td><td>0-0</td><td>0-0</td><td>0 2 2</td><td>1 0 0</td><td>0</td><td>0</td><td>0</td><td>1</td><td>0</td><td>-1</td></tr><tr><td>Team</td><td></td><td></td><td></td><td></td><td>2 1 3</td><td></td><td>0</td><td></td><td></td><td></td><td></td><td></td></tr><tr><td>Totals</td><td></td><td>19-61</td><td>7-27</td><td>9-18</td><td>11 22 33</td><td>19 15 54</td><td>10</td><td>20</td><td>8</td><td>1</td><td>3</td><td>-38</td></tr></table>																				NO. Name	Min	FG	M-A	3P	FT	Rebounds	Fouls	TP	AS	TO	ST	Blocks	+/-	13 Clare Meyer	F 23:50	3-6	0-0	1-3	3 4 7	1 4 7	3	2	2	0	1	-22	3 Mekkena Boyd	G 18:15	3-11	0-3	1-2	1 3 4	2 1 7	1	2	3	0	0	-34	5 Mia Curtis	G 16:17	1-6	1-3	0-0	0 3 3	0 0 3	1	1	1	0	0	-17	15 Victoria Page	G 20:18	1-10	1-6	0-0	0 1 1	4 0 3	0	3	1	0	0	-19	34 Emma Koch	G 20:37	0-4	0-3	3-4	2 1 3	2 3 3	1	5	0	1	0	-22	1 Karina Mitchell	12:10	0-1	0-0	0-0	0 0 0	3 0 0	0	0	0	0	0	-2	10 Olivia Lawlor	14:11	3-4	1-1	2-5	2 1 3	2 4 9	0	2	0	0	0	-16	2 Grace Niekelski	21:22	3-11	0-5	2-4	1 3 4	1 2 8	2	2	2	0	0	-16	22 Anna Nelson	19:42	1-2	1-2	0-0	0 2 0	0 3 0	0	1	0	0	0	-19	4 Allie Harland	21:04	4-5	3-4	0-0	0 1 1	2 1 11	2	2	0	0	0	-13	24 Lelya Stuart	06:45	0-1	0-0	0-0	0 0 0	1 0 0	0	1	0	0	0	-9	11 Camryn Foltz	05:29	0-0	0-0	0-0	0 2 2	1 0 0	0	0	0	1	0	-1	Team					2 1 3		0						Totals		19-61	7-27	9-18	11 22 33	19 15 54	10	20	8	1	3	-38	<table><tr><th>NO. Name</th><th>Min</th><th>FG</th><th>M-A</th><th>3P</th><th>FT</th><th>Rebounds</th><th>Fouls</th><th>TP</th><th>AS</th><th>TO</th><th>ST</th><th>Blocks</th><th>+/-</th></tr><tr><td>34 Caitlyn Harper</td><td>F 28:45</td><td>4-9</td><td>2-4</td><td>0-0</td><td>1 4 5</td><td>4 0 10</td><td>0</td><td>1</td><td>1</td><td>1</td><td>1</td><td>-9</td></tr><tr><td>5 Cassidy Hardin</td><td>G 28:29</td><td>4-11</td><td>2-8</td><td>0-0</td><td>0 4 4</td><td>1 1 10</td><td>1</td><td>2</td><td>1</td><td>0</td><td>0</td><td>-12</td></tr><tr><td>10 Jeanae Terry</td><td>G 34:01</td><td>2-8</td><td>0-2</td><td>0-0</td><td>2 6 8</td><td>1 0 4</td><td>7</td><td>1</td><td>3</td><td>0</td><td>1</td><td>-9</td></tr><tr><td>11 Lasha Petree</td><td>G 29:36</td><td>6-18</td><td>3-8</td><td>7-8</td><td>2 2 4</td><td>4 5 22</td><td>2</td><td>3</td><td>1</td><td>0</td><td>0</td><td>-2</td></tr><tr><td>33 Abbey Ellis</td><td>G 29:02</td><td>1-6</td><td>0-3</td><td>1-2</td><td>1 4 5</td><td>3 5 3</td><td>0</td><td>1</td><td>1</td><td>2</td><td>0</td><td>0</td></tr><tr><td>3 Jayla Smith</td><td>F 17:30</td><td>4-8</td><td>0-1</td><td>1-1</td><td>3 0 3</td><td>0 1 9</td><td>0</td><td>0</td><td>0</td><td>0</td><td>1</td><td>-9</td></tr><tr><td>3 Madison Layman</td><td>D 22:26</td><td>1-10</td><td>2-6</td><td>0-0</td><td>0 1 1</td><td>4 8 1</td><td>0</td><td>1</td><td>0</td><td>0</td><td>0</td><td>-15</td></tr><tr><td>35 Rickie Wolden</td><td>00:00</td><td>1-2</td><td>0-0</td><td>0-0</td><td>1 1 2</td><td>1 0 2</td><td>0</td><td>0</td><td>0</td><td>0</td><td>0</td><td>-9</td></tr><tr><td>14 Ava Learn</td><td>03:11</td><td>0-0</td><td>0-0</td><td>0-0</td><td>0 0 0</td><td>0 0 0</td><td>0</td><td>0</td><td>0</td><td>0</td><td>0</td><td>0</td></tr><tr><td>Team</td><td></td><td></td><td></td><td></td><td>1 4 5</td><td></td><td>0</td><td>1</td><td></td><td></td><td></td><td></td></tr><tr><td>Totals</td><td></td><td>25-72</td><td>9-31</td><td>9-11</td><td>11 26 37</td><td>18 13 68</td><td>12</td><td>12</td><td>9</td><td>1</td><td>3</td><td>-15</td></tr></table>																				NO. Name	Min	FG	M-A	3P	FT	Rebounds	Fouls	TP	AS	TO	ST	Blocks	+/-	34 Caitlyn Harper	F 28:45	4-9	2-4	0-0	1 4 5	4 0 10	0	1	1	1	1	-9	5 Cassidy Hardin	G 28:29	4-11	2-8	0-0	0 4 4	1 1 10	1	2	1	0	0	-12	10 Jeanae Terry	G 34:01	2-8	0-2	0-0	2 6 8	1 0 4	7	1	3	0	1	-9	11 Lasha Petree	G 29:36	6-18	3-8	7-8	2 2 4	4 5 22	2	3	1	0	0	-2	33 Abbey Ellis	G 29:02	1-6	0-3	1-2	1 4 5	3 5 3	0	1	1	2	0	0	3 Jayla Smith	F 17:30	4-8	0-1	1-1	3 0 3	0 1 9	0	0	0	0	1	-9	3 Madison Layman	D 22:26	1-10	2-6	0-0	0 1 1	4 8 1	0	1	0	0	0	-15	35 Rickie Wolden	00:00	1-2	0-0	0-0	1 1 2	1 0 2	0	0	0	0	0	-9	14 Ava Learn	03:11	0-0	0-0	0-0	0 0 0	0 0 0	0	0	0	0	0	0	Team					1 4 5		0	1					Totals		25-72	9-31	9-11	11 26 37	18 13 68	12	12	9	1	3	-15	<table><tr><th>NO. Name</th><th>Min</th><th>FG</th><th>M-A</th><th>3P</th><th>FT</th><th>Rebounds</th><th>Fouls</th><th>TP</th><th>AS</th><th>TO</th><th>ST</th><th>Blocks</th><th>+/-</th></tr><tr><td>1st FG%</td><td>5-18</td><td>27.8%</td></tr><tr><td>3PT%</td><td>2-6</td><td>33.3%</td></tr><tr><td>FT%</td><td>0-0</td><td>0%</td></tr><tr><td>2nd FG%</td><td>4-18</td><td>22.2%</td></tr><tr><td>3PT%</td><td>1-9</td><td>11.1%</td></tr><tr><td>FT%</td><td>2-2</td><td>100%</td></tr><tr><td>3rd FG%</td><td>8-17</td><td>47.1%</td></tr><tr><td>3PT%</td><td>3-9</td><td>33.3%</td></tr><tr><td>FT%</td><td>3-9</td><td>100%</td></tr><tr><td>4th FG%</td><td>8-19</td><td>42.1%</td></tr><tr><td>3PT%</td><td>3-7</td><td>42.9%</td></tr><tr><td>FT%</td><td>5-7</td><td>71.4%</td></tr><tr><td>GM FG%</td><td>25-72</td><td>34.7%</td></tr><tr><td>3PT%</td><td>9-31</td><td>29.0%</td></tr><tr><td>FT%</td><td>9-11</td><td>81.8%</td></tr></table>																				NO. Name	Min	FG	M-A	3P	FT	Rebounds	Fouls	TP	AS	TO	ST	Blocks	+/-	1st FG%	5-18	27.8%	3PT%	2-6	33.3%	FT%	0-0	0%	2nd FG%	4-18	22.2%	3PT%	1-9	11.1%	FT%	2-2	100%	3rd FG%	8-17	47.1%	3PT%	3-9	33.3%	FT%	3-9	100%	4th FG%	8-19	42.1%	3PT%	3-7	42.9%	FT%	5-7	71.4%	GM FG%	25-72	34.7%	3PT%	9-31	29.0%	FT%	9-11	81.8%	Technical Fouls: NONE																			
NO. Name	Min	FG	M-A	3P	FT	Rebounds	Fouls	TP	AS	TO	ST	Blocks	+/-																																																																																																																																																																																																																																																																																																																																																																																																																																																																																														
13 Clare Meyer	F 23:50	3-6	0-0	1-3	3 4 7	1 4 7	3	2	2	0	1	-22																																																																																																																																																																																																																																																																																																																																																																																																																																																																																															
3 Mekkena Boyd	G 18:15	3-11	0-3	1-2	1 3 4	2 1 7	1	2	3	0	0	-34																																																																																																																																																																																																																																																																																																																																																																																																																																																																																															
5 Mia Curtis	G 16:17	1-6	1-3	0-0	0 3 3	0 0 3	1	1	1	0	0	-17																																																																																																																																																																																																																																																																																																																																																																																																																																																																																															
15 Victoria Page	G 20:18	1-10	1-6	0-0	0 1 1	4 0 3	0	3	1	0	0	-19																																																																																																																																																																																																																																																																																																																																																																																																																																																																																															
34 Emma Koch	G 20:37	0-4	0-3	3-4	2 1 3	2 3 3	1	5	0	1	0	-22																																																																																																																																																																																																																																																																																																																																																																																																																																																																																															
1 Karina Mitchell	12:10	0-1	0-0	0-0	0 0 0	3 0 0	0	0	0	0	0	-2																																																																																																																																																																																																																																																																																																																																																																																																																																																																																															
10 Olivia Lawlor	14:11	3-4	1-1	2-5	2 1 3	2 4 9	0	2	0	0	0	-16																																																																																																																																																																																																																																																																																																																																																																																																																																																																																															
2 Grace Niekelski	21:22	3-11	0-5	2-4	1 3 4	1 2 8	2	2	2	0	0	-16																																																																																																																																																																																																																																																																																																																																																																																																																																																																																															
22 Anna Nelson	19:42	1-2	1-2	0-0	0 2 0	0 3 0	0	1	0	0	0	-19																																																																																																																																																																																																																																																																																																																																																																																																																																																																																															
4 Allie Harland	21:04	4-5	3-4	0-0	0 1 1	2 1 11	2	2	0	0	0	-13																																																																																																																																																																																																																																																																																																																																																																																																																																																																																															
24 Lelya Stuart	06:45	0-1	0-0	0-0	0 0 0	1 0 0	0	1	0	0	0	-9																																																																																																																																																																																																																																																																																																																																																																																																																																																																																															
11 Camryn Foltz	05:29	0-0	0-0	0-0	0 2 2	1 0 0	0	0	0	1	0	-1																																																																																																																																																																																																																																																																																																																																																																																																																																																																																															
Team					2 1 3		0																																																																																																																																																																																																																																																																																																																																																																																																																																																																																																				
Totals		19-61	7-27	9-18	11 22 33	19 15 54	10	20	8	1	3	-38																																																																																																																																																																																																																																																																																																																																																																																																																																																																																															
NO. Name	Min	FG	M-A	3P	FT	Rebounds	Fouls	TP	AS	TO	ST	Blocks	+/-																																																																																																																																																																																																																																																																																																																																																																																																																																																																																														
34 Caitlyn Harper	F 28:45	4-9	2-4	0-0	1 4 5	4 0 10	0	1	1	1	1	-9																																																																																																																																																																																																																																																																																																																																																																																																																																																																																															
5 Cassidy Hardin	G 28:29	4-11	2-8	0-0	0 4 4	1 1 10	1	2	1	0	0	-12																																																																																																																																																																																																																																																																																																																																																																																																																																																																																															
10 Jeanae Terry	G 34:01	2-8	0-2	0-0	2 6 8	1 0 4	7	1	3	0	1	-9																																																																																																																																																																																																																																																																																																																																																																																																																																																																																															
11 Lasha Petree	G 29:36	6-18	3-8	7-8	2 2 4	4 5 22	2	3	1	0	0	-2																																																																																																																																																																																																																																																																																																																																																																																																																																																																																															
33 Abbey Ellis	G 29:02	1-6	0-3	1-2	1 4 5	3 5 3	0	1	1	2	0	0																																																																																																																																																																																																																																																																																																																																																																																																																																																																																															
3 Jayla Smith	F 17:30	4-8	0-1	1-1	3 0 3	0 1 9	0	0	0	0	1	-9																																																																																																																																																																																																																																																																																																																																																																																																																																																																																															
3 Madison Layman	D 22:26	1-10	2-6	0-0	0 1 1	4 8 1	0	1	0	0	0	-15																																																																																																																																																																																																																																																																																																																																																																																																																																																																																															
35 Rickie Wolden	00:00	1-2	0-0	0-0	1 1 2	1 0 2	0	0	0	0	0	-9																																																																																																																																																																																																																																																																																																																																																																																																																																																																																															
14 Ava Learn	03:11	0-0	0-0	0-0	0 0 0	0 0 0	0	0	0	0	0	0																																																																																																																																																																																																																																																																																																																																																																																																																																																																																															
Team					1 4 5		0	1																																																																																																																																																																																																																																																																																																																																																																																																																																																																																																			
Totals		25-72	9-31	9-11	11 26 37	18 13 68	12	12	9	1	3	-15																																																																																																																																																																																																																																																																																																																																																																																																																																																																																															
NO. Name	Min	FG	M-A	3P	FT	Rebounds	Fouls	TP	AS	TO	ST	Blocks	+/-																																																																																																																																																																																																																																																																																																																																																																																																																																																																																														
1st FG%	5-18	27.8%																																																																																																																																																																																																																																																																																																																																																																																																																																																																																																									
3PT%	2-6	33.3%																																																																																																																																																																																																																																																																																																																																																																																																																																																																																																									
FT%	0-0	0%																																																																																																																																																																																																																																																																																																																																																																																																																																																																																																									
2nd FG%	4-18	22.2%																																																																																																																																																																																																																																																																																																																																																																																																																																																																																																									
3PT%	1-9	11.1%																																																																																																																																																																																																																																																																																																																																																																																																																																																																																																									
FT%	2-2	100%																																																																																																																																																																																																																																																																																																																																																																																																																																																																																																									
3rd FG%	8-17	47.1%																																																																																																																																																																																																																																																																																																																																																																																																																																																																																																									
3PT%	3-9	33.3%																																																																																																																																																																																																																																																																																																																																																																																																																																																																																																									
FT%	3-9	100%																																																																																																																																																																																																																																																																																																																																																																																																																																																																																																									
4th FG%	8-19	42.1%																																																																																																																																																																																																																																																																																																																																																																																																																																																																																																									
3PT%	3-7	42.9%																																																																																																																																																																																																																																																																																																																																																																																																																																																																																																									
FT%	5-7	71.4%																																																																																																																																																																																																																																																																																																																																																																																																																																																																																																									
GM FG%	25-72	34.7%																																																																																																																																																																																																																																																																																																																																																																																																																																																																																																									
3PT%	9-31	29.0%																																																																																																																																																																																																																																																																																																																																																																																																																																																																																																									
FT%	9-11	81.8%																																																																																																																																																																																																																																																																																																																																																																																																																																																																																																									

Iowa - 92

Record: 10-3

NO. Name	Min	FG	3P	FT	Rebounds	Fouls	TP	AS	TO	ST	Blocks	+/-
	M-A	M-A	M-A		DR OR	PF FF					BS BA	
14 McKenna Warnock	F 18:30	6-8	2-3	0-0	0 3 3	4 3 14	2	0	2	1	0	34
25 Monika Czinano	C 23:18	10-14	0-1	0-1	1 3 4	2 4 20	1	1	1	0	0	43
20 Kate Martin	G 23:08	1-1	1-1	1-2	0 3 3	1 1 4	13	1	1	0	0	30
22 Caitlin Clark	G 26:00	5-8	2-3	8-9	0 10 10	0 8 20	6	6	1	0	0	30
24 Gabbie Marshall	G 19:51	1-5	0-2	1-2	1 1 2	0 1 3	0	0	2	1	0	22
1 Molly Davis	20:41	3-3	2-2	0-0	0 0 0	0 0 8	1	0	1	0	0	5
45 Hannah Stuelke	15:59	1-4	0-0	0-0	0 4 4	3 0 0	2	1	2	0	0	-1
34 AJ Ediger	08:27	5-7	0-0	0-0	0 3 1	4 2 0	10	1	0	0	0	1
3 Sydney Affolter	13:59	0-1	0-0	3-4	1 4 5	2 2 3	2	2	0	1	1	4
2 Taylor McCabe	13:28	2-3	2-3	0-0	0 1 1	0 0 6	2	1	0	0	0	19
40 Sharon Goodman	04:25	0-4	0-0	0-0	0 2 2	0 0 0	0	1	0	0	0	0
44 Addison O'Grady	03:49	0-0	0-0	0-0	0 0 0	0 0 0	0	0	0	0	0	-6
13 Shateah Wetering	05:31	0-3	0-2	0-0	0 1 1	1 0 0	0	1	1	0	0	5
23 Jada Giamfi	02:53	1-2	0-1	0-0	1 3 4	0 0 2	1	1	0	0	0	4
Team					1 0 1	0	0					
Totals		35-63	9-18	13-18	8 36 44	15 19 92	30	16	9	3	1	38

Technical Fouls: NONE

Iowa - 83

Record: 11-3 (3-1)

NO. Name	Min	FG	3P	FT	Rebounds	Fouls	TP	AS	TO	ST	Blocks	+/-
	M-A	M-A	M-A		DR OR	PF FF					BS BA	
14 McKenna Warnock	F 33:44	7-10	5-7	0-0	2 7 9	0 1 19	1	1	3	0	0	15
25 Monika Czinano	C 28:08	3-8	0-0	6-8	2 3 5	1 6 12	2	2	0	1	1	10
20 Kate Martin	G 27:25	2-7	1-5	0-0	1 7 8	3 0 6	5	3	3	2	0	9
22 Caitlin Clark	G 31:10	7-16	4-10	6-9	0 6 6	4 6 24	5	3	1	0	0	16
24 Gabbie Marshall	G 27:16	1-4	0-3	2-4	1 1 2	0 2 4	1	1	2	0	0	9
1 Molly Davis	20:17	0-3	0-1	1-2	0 1 1	0 1 1	1	1	1	0	0	9
34 AJ Ediger	04:04	0-2	0-0	0-0	1 1 2	0 0 0	1	0	0	0	0	0
3 Sydney Affolter	10:18	3-3	1-1	0-0	0 5 5	2 2 0	7	1	1	0	0	10
45 Hannah Stuelke	04:17	5-6	0-0	1-4	4 6 10	2 2 11	0	1	1	0	2	8
44 Addison O'Grady	02:16	0-0	0-0	0-0	0 0 0	0 0 0	0	0	0	0	0	-2
40 Sharon Goodman	01:25	0-0	0-0	0-0	0 0 0	0 1 0	0	0	0	0	0	-1
2 Taylor McCabe	01:17	0-0	0-0	0-0	0 0 0	0 0 0	0	0	0	0	0	-4
13 Shateah Wetering	01:17	0-0	0-0	0-0	0 0 0	0 0 0	0	0	0	0	0	-4
Team					0 0 0	0	0	1				
Totals		28-59	11-27	16-27	11 37 48	13 18 83	15	15	6	3	1	15

Technical Fouls: NONE

PUR

UI

Biggest lead		DRT		UI		Points from Turnovers		DRT		UI		Period by Period Scoring	
0 (1st 10:00)		38 (4th 0:10)		Paint		18		19		15		1st 2nd 3rd 4th TOT	
Best Scoring Run		5 (1st 2:26)		Second Chance		5		19		17		13	
Lead Changes		0		Fast Breaks		2		34		20		15	
Times Tied		0		Bench		31		31		24		25	
Time with Lead		00:00		39:40									

NCAA

Official Basketball Box Score - Final

Iowa at Illinois

01/01/23 State Farm Center, Champaign

2022-23 Women's Basketball

Game Time: 2:00 PM

Game Duration: 2:00

Attendance: 4,803

Officials: Tim Daley, Natasha Cammy, Natasha Harris

NCAA

Official Basketball Box Score - Final

Iowa at Michigan

01/07/23 Crisler Center, Ann Arbor

2022-23 Women's Basketball

Game Time: 4:30 PM

Game Duration: 1:54

Attendance: 10,731

Officials: Dee Carter, Lisa Jones, Bruce Morris

NCAA

Iowa - 86

Record: 11-4 (3-1)

NO. Name	Min	FG	3P	FT	Rebounds	Fouls	TP	AS	TO	ST	Blocks	+/-
		M-A	M-A	M-A	OR DR	PF FD					BS BA	
14 McKenna Warnock	F 37:36	4-8	2-4	7-8	3 3 6	2 4 17	3	3	0	0	0	-2
25 Monika Czinano	C 33:08	11-17	0-0	2-3	1 5 6	3 7 24	1	2	2	0	0	1
20 Kate Martin	G 37:04	2-6	2-3	0-0	0 3 3	2 1 6	4	2	0	0	0	-2
22 Caitlin Clark	G 36:54	11-27	7-14	3-3	1 4 5	5 8 32	7	5	0	0	0	4
24 Gabbie Marshall	G 32:18	1-3	1-2	0-0	0 1 1	2 0 3	2	0	2	0	0	6
45 Hannah Stuelke	09:16	1-3	0-0	2-4	0 0 0	1 2 4	0	0	0	0	0	-13
1 Molly Davis	10:48	0-0	0-0	0-0	0 2 2	2 0 0	0	2	2	1	0	-18
3 Sydney Affolter	02:56	0-0	0-0	0-0	0 1 1	0 0 0	0	0	0	0	0	-2
Team					4 2 6		0					
Totals		30-64	12-23	14-18	9 21 30	17 22 86	19	14	5	1	4	-4

Technical Fouls: NONE

NCAA

Iowa - 94

Record: 12-4 (4-1)

NO. Name	Min	FG	3P	FT	Rebounds	Fouls	TP	AS	TO	ST	Blocks	+/-
		M-A	M-A	M-A	OR DR	PF FD					BS BA	
14 McKenna Warnock	F 35:17	4-7	4-6	2-2	2 2 4	3 4 14	0	4	2	0	0	0
25 Monika Czinano	C 31:13	7-9	0-0	5-5	1 4 5	2 3 19	8	3	1	0	0	15
20 Kate Martin	G 23:45	4-8	1-3	1-1	2 0 2	2 3 10	1	4	0	0	0	-2
22 Caitlin Clark	G 37:25	10-17	2-6	6-7	0 8 8	0 4 28	3	6	4	0	0	8
24 Gabbie Marshall	G 30:50	2-5	2-4	0-0	0 1 1	2 3 16	2	2	0	0	0	2
1 Molly Davis	21:10	3-4	0-1	2-2	1 1 2	1 1 8	4	0	0	0	0	14
3 Sydney Affolter	07:14	0-0	0-0	0-0	0 1 0	0 0 0	0	0	1	0	0	3
45 Hannah Stuelke	01:38	0-0	0-0	0-0	0 0 0	0 0 0	0	0	0	0	0	-6
Team	13:18	4-7	0-0	1-1	0 0 0	1 2 0	0	1	0	0	0	3
Totals		34-57	9-20	17-18	7 21 28	13 16 94	18	17	6	2	0	9

Technical Fouls: NONE

Illinois - 90													Record: 13-2 (3-1)													Dead Ball Rebounds: 3, 1													Michigan - 85													Record: 13-3 (3-2)													Dead Ball Rebounds: 2, 1												
NO. Name													Min	FG	3P	FT	Rebounds	Fouls	TP	AS	TO	ST	Blocks	+/-	Shooting By Period													Shooting By Period													Shooting By Period																										
														M-A	M-A	M-A	OR DR TOT	PF FO					BS BA		1st FG% 6-14 42.9%													1st FG% 8-19 42.1%													1st FG% 8-19 42.1%																										
23 Brynn Shoup-Hill													F 21:35	1-1	1-1	0-0	0 3 3	4 0 3	1	1	1	0	0 0 4		3PT% 1-3 33.3%													3PT% 1-3 33.3%													3PT% 1-3 33.3%																										
44 Kendall Bostic													F 28:09	7-7	0-0	3-6	4 8 12	4 4 17	3	2	1	0 0 3	0 5		FT% 0-0 0%													FT% 0-0 0%													FT% 0-0 0%																										
1 Genesis Bryant													G 25:33	8-10	3-3	5-5	1 3 4	2 6 24	3	4	1	0 0 0	2		2nd FG% 12-18 66.7%													2nd FG% 12-18 66.7%													2nd FG% 12-18 66.7%																										
3 Makira Cook													G 37:23	7-23	1-7	5-5	1 3 4	3 4 20	3	2	0 0 0	1 -2		3PT% 2-5 40.0%													3PT% 2-5 40.0%													3PT% 2-5 40.0%																											
24 Adella McKenzie													G 36:48	7-16	0-0	2-3	2 3 5	4 2 16	5	2	3 0 0	0 3		FT% 5-6 83.3%													FT% 5-6 83.3%													FT% 5-6 83.3%																											
11 Jada Peebles													23:39	3-4	2-3	0-0	1 0 1	0 0 8	1	1	1 0 0	0 -2		3rd FG% 8-18 44.4%													3rd FG% 8-18 44.4%													3rd FG% 8-18 44.4%																											
21 Aicha Ndour													01:43	0-0	0-0	0-0	0 0 0	3 0 0	0	0	1 0 0	0 -6		3PT% 2-6 33.3%													3PT% 2-6 33.3%													3PT% 2-6 33.3%																											
12 Jayla Oden													15:15	1-4	0-3	0-0	0 0 0	1 1 2	0	2	0 1 0	1 11		FT% 5-7 71.4%													FT% 5-7 71.4%													FT% 5-7 71.4%																											
14 Geovana Lopes													09:55	0-0	0-0	0-0	0 1 1	1 0 0	0	0	0 1 0	0 5		4th FG% 8-15 53.3%													4th FG% 8-15 53.3%													4th FG% 8-15 53.3%																											
Team																	2 4 6		0	0				3PT% 2-3 66.7%													3PT% 2-3 66.7%													3PT% 2-3 66.7%																											
Totals														34-65	7-17	15-19	11 25 36	22 17 90	16	15	7 4 1	4 4		GM FG% 34-65 52.3%													GM FG% 34-65 52.3%													GM FG% 34-65 52.3%																											
																								3PT% 7-17 41.2%													3PT% 7-17 41.2%													3PT% 7-17 41.2%																											
																								FT% 15-19 78.9%													FT% 15-19 78.9%													FT% 15-19 78.9%																											
																								Dead Ball Rebounds: 2, 1													Dead Ball Rebounds: 2, 1													Dead Ball Rebounds: 2, 1																											
																								Technical Fouls: NONE													Technical Fouls: NONE													Technical Fouls: NONE																											
																								Dead Ball Rebounds: 2, 1													Dead Ball Rebounds: 2, 1													Dead Ball Rebounds: 2, 1																											

Biggest lead		IOW		ILL		Points from Turnovers		IOW		ILL		Period by Period Scoring	
5 (1st 0:42)		13 (3rd 9:39)		Paint		30		18		15		1st 2nd 3rd 4th TOT	
Best Scoring Run		8 (1st 0:42)		Second Chance		12		18		15		25	
Lead Changes		7		Fast Breaks		6		31		23		23	
Times Tied		5		Bench		4		10					
Time with Lead		10:41		27:17									



IOWA

BASKETBALL

@IOWAWBB

BOX SCORES (GAME 17-20)



Official Basketball Box Score - Final
Northwestern at Iowa
01/11/23 Carver-Hawkeye Arena, Iowa City
2022-23 Women's Basketball

Game Time: 6:30 PM
Game Duration: 1:40
Attendance: 5,394

Officials: Kevin Peltier, Angie Erlund, Doug Knight

Northwestern - 64

Record: 6-10 (0-6)

NO. Name	Min	FG	3P	FT	Rebounds	Fouls	TP	AS	TO	ST	Blocks	+/
		M-A	M-A	M-A	OR DR TOT	PF	FD				BS BA	
10 Caleigh Walsh	F 23:24	9-18	2-3	2-2	2 3 5	2 2	22	0	0	0	1	-12
20 Paige Mott	F 14:46	2-5	0-0	2-2	2 0 2	3 1	6	2	0	0	1	-4
0 Kaylah Rainey	G 25:46	1-5	0-3	2-2	1 3 4	1 1	4	2	4	3	0	-16
3 Sydney Wood	G 37:46	3-9	1-2	2-2	2 0 2	3 1	9	2	2	3	1	-29
23 Jasmine McWilliams	G 23:23	2-8	0-2	0-2	1 0 1	0 0	4	5	0	0	0	-16
4 Jillian Brown	18:01	1-5	0-2	0-0	1 1 2	0 0	2	0	1	3	0	-25
15 Courtney Shaw	19:57	1-5	0-0	2-2	1 4 5	1 3	4	2	0	0	1	-25
2 Caroline Lau	20:51	2-7	1-3	0-1	1 2 3	2 1	5	1	2	2	0	-18
11 Haley Weaver	06:11	0-0	0-0	0-0	1 1 2	0 0	0	0	0	0	0	1
22 Alana Goodchild	06:14	2-3	1-2	0-0	0 0 0	1 0	5	0	0	0	0	-1
13 Mercy Ademusayo	03:41	1-1	0-0	1-2	0 0 0	0 1	1	3	0	0	0	0
Team					2 3 5		0					
Totals		24-66	5-17	11-15	12 17 29	16 10	64	14	9	11	3	7 -29

Technical Fouls: NONE

Shooting By Period
1 st FG% 7-19 36.8%
3PT% 2-6 33.3%
FT% 0-0 0%
2 nd FG% 7-16 43.8%
3PT% 0-3 0.0%
FT% 2-3 66.7%
3 rd FG% 3-13 23.1%
3PT% 1-5 20.0%
FT% 1-10 80%
4 th FG% 7-18 38.9%
3PT% 2-3 66.7%
FT% 1-2 50%
GM FG% 24-66 36.4%
3PT% 5-17 29.4%
FT% 11-15 73.3%

Dead Ball Rebounds: 3-0



Official Basketball Box Score - Final
Penn St. at Iowa
01/14/23 Carver-Hawkeye Arena, Iowa City
2022-23 Women's Basketball

Game Time: 11:30 AM
Game Duration: 1:54
Attendance: 12,436

Officials: Nykhesha Thompson, Bryan Entenrie, Lauren Nemiera

Penn St. - 67

Record: 11-7 (2-5)

NO. Name	Min	FG	3P	FT	Rebounds	Fouls	TP	AS	TO	ST	Blocks	+/
		M-A	M-A	M-A	OR DR TOT	PF	FD				BS BA	
10 Chanaya Pinto	F 18:22	0-2	0-1	0-0	2 2 4	4 2	0	0	4	0	0	-13
24 Alexa Williamson	F 11:34	2-2	0-0	0-0	0 0 0	1 0	4	1	0	0	0	-11
4 Shay Ciezki	G 37:32	7-17	2-8	4-4	1 6 7	4 3	20	3	3	3	0	-38
5 Leilani Kapinus	G 32:25	4-10	0-3	8-12	1 4 5	2 8	16	1	6	4	2	-42
20 Makenna Marisa	G 33:02	2-13	0-4	1-2	0 4 4	1 1	5	1	2	1	0	-45
11 Anna Camden	19:53	0-2	0-2	2-2	0 2 2	4 1	2	1	3	1	2	-28
33 Johnasia Cash	07:14	1-2	0-0	2-2	1 1 2	4 1	0	0	0	0	0	-10
23 Taniyah Thompson	19:30	5-9	0-1	3-3	3 0 3	3 2	13	1	1	1	0	-17
1 Ali Brigham	07:05	0-0	0-0	0-0	0 0 0	0 0	0	0	1	0	0	-5
2 Aicha Dia	06:51	1-1	1-1	0-0	0 0 0	3 0	3	0	0	0	0	2
12 Kayla Thomas	03:42	0-1	0-0	0-0	1 1 2	0 0	0	0	0	0	0	1
0 Ivane Tensale	02:50	0-1	0-1	0-0	0 0 0	0 0	0	0	0	0	0	1
Team					2 0 2		0					
Totals		22-60	3-21	20-25	11 20 31	30 18	87	8	20	10	4	1 -41

Technical Fouls: NONE

Shooting By Period
1 st FG% 6-16 37.5%
3PT% 1-6 16.7%
FT% 2-2 100%
2 nd FG% 5-13 38.5%
3PT% 0-7 0.0%
FT% 4-6 66.7%
3 rd FG% 3-12 25.0%
3PT% 1-4 25.0%
FT% 9-10 90%
4 th FG% 8-19 42.1%
3PT% 1-4 25.0%
FT% 5-7 71.4%
GM FG% 22-60 36.7%
3PT% 3-21 14.3%
FT% 20-25 80.0%

Dead Ball Rebounds: 1-1

Iowa - 93

Record: 13-4 (5-1)

NO. Name	Min	FG	3P	FT	Rebounds	Fouls	TP	AS	TO	ST	Blocks	+/
		M-A	M-A	M-A	OR DR TOT	PF	FD				BS BA	
14 McKenna Warnock	F 27:29	4-7	0-1	2-2	2 6 8	3 1	10	1	2	1	2	18
25 Monika Czinano	C 29:04	6-8	0-0	6-7	0 6 6	2 5	18	3	2	0	3	23
20 Kate Martin	G 23:25	3-5	2-3	0-0	0 2 0	0 8	2	0	0	0	0	16
22 Caitlin Clark	G 32:18	6-14	4-8	4-6	0 9 9	2 3	29	14	4	1	1	32
24 Gabbie Marshall	G 19:58	1-3	1-3	0-0	0 1 1	0 0	3	1	1	2	0	2
1 Molly Davis	21:39	1-3	0-1	0-0	1 1 2	0 0	2	2	3	0	1	23
3 Sydney Afollor	14:21	3-4	0-1	0-0	1 1 2	0 0	6	1	1	0	0	13
45 Hannah Stuelke	14:28	8-11	0-0	1-2	4 5 9	1 5	17	2	0	1	0	17
2 Taylor McCabe	06:05	1-2	1-2	0-0	0 0 0	1 0	3	0	0	0	0	1
13 Shateah Wetering	03:46	0-0	0-0	1-2	0 0 0	0 1	1	0	1	0	0	1
34 AJ Ediger	01:27	0-0	0-0	0-0	0 0 0	0 0	0	0	0	0	0	0
23 Jada Giamfi	02:14	0-0	0-0	0-0	1 0 1	0 0	0	1	0	0	0	0
44 Addison O'Grady	02:14	1-1	0-0	0-0	0 0 0	0 2	0	0	0	0	0	0
40 Sharon Goodman	01:32	1-1	0-0	1-1	0 0 0	0 1	3	0	0	0	0	-1
Team					0 2 2		0					
Totals		35-59	8-19	15-20	10 31 41	11 16	93	27	14	5	7	3 29

Technical Fouls: Clark 3rd 8:27

Shooting By Period
1 st FG% 8-16 50.0%
3PT% 4-9 44.4%
FT% 2-2 100%
2 nd FG% 8-15 53.3%
3PT% 1-5 20.0%
FT% 8-10 80%
3 rd FG% 10-14 71.4%
3PT% 2-2 100%
FT% 3-5 60%
4 th FG% 9-14 64.3%
3PT% 1-3 33.3%
FT% 2-3 66.7%
GM FG% 35-59 59.3%
3PT% 5-19 26.3%
FT% 15-20 75.0%

Dead Ball Rebounds: 2-0

	NW	UI
Biggest lead	5 (1 st 8:09)	31 (4 th 6:03)
Best Scoring Run	6 (2 nd 2:44)	12 (4 th 8:34)
Lead Changes	1	
Times Tied	3	
Time with Lead	02:52	34:40

Points from	NW	UI
Turnovers	13	6
Paint	32	52
Second Chance	15	16
Fast Breaks	2	20
Bench	19	34

Period by Period Scoring					
	1st	2nd	3rd	4th	TOT
NW	16	16	15	17	64
UI	22	25	25	21	93

Iowa - 108

Record: 14-4 (6-1)

NO. Name	Min	FG	3P	FT	Rebounds	Fouls	TP	AS	TO	ST	Blocks	+/
		M-A	M-A	M-A	OR DR TOT	PF	FD				BS BA	
14 McKenna Warnock	F 29:44	5-8	2-3	4-6	3 7 10	3 4	16	3	3	1	0	0 40
25 Monika Czinano	C 22:35	7-11	0-0	6-6	2 3 5	2 6	20	2	2	1	0	0 25
20 Kate Martin	G 17:27	0-1	0-1	0-0	0 3 3	1 0	0	2	2	1	0	0 20
22 Caitlin Clark	G 28:01	9-15	3-7	6-6	1 6 7	3 6	27	10	1	1	0	1 40
24 Gabbie Marshall	G 22:32	1-4	1-3	0-0	1 1 2	0 1	3	3	1	3	0	1 29
1 Molly Davis	18:14	0-1	0-1	5-6	0 2 2	0 4	5	3	1	0	0	0 18
45 Hannah Stuelke	07:15	4-5	0-0	3-6	2 1 3	4 5	11	0	0	1	0	1 13
3 Sydney Afollor	14:00	5-6	2-2	0-0	1 2 3	2 1	12	2	1	0	0	0 13
2 Taylor McCabe	11:13	2-6	1-5	0-0	0 1 1	0 0	5	0	0	1	0	0 -5
34 AJ Ediger	03:08	1-2	0-0	0-0	1 0 1	1 0	4	0	0	0	0	0 2
44 Addison O'Grady	04:11	0-0	0-0	2-2	0 0 0	2 2	2	0	0	0	0	0 5
13 Shateah Wetering	10:29	1-2	1-2	0-2	0 1 1	1 1	3	0	1	0	0	0 -1
40 Sharon Goodman	06:19	1-3	0-0	0-0	1 1 2	0 0	2	0	0	0	1	1 -2
23 Jada Giamfi	04:57	0-2	0-2	0-0	0 1 1	1 0	0	1	1	1	0	0 -2
Team					1 2 3		0					
Totals		36-66	10-26	26-34	13 31 44	18 30	108	26	11	10	1	4 41

Technical Fouls: NONE

Shooting By Period
1 st FG% 15-20 75.0%
3PT% 3-6 50.0%
FT% 1-1 100%
2 nd FG% 6-14 42.9%
3PT% 2-7 28.6%
FT% 9-10 90%
3 rd FG% 8-16 50.0%
3PT% 2-5 40.0%
FT% 8-10 80%
4 th FG% 7-16 43.8%
3PT% 3-8 37.5%
FT% 8-13 61.5%
GM FG% 36-66 54.5%
3PT% 10-26 38.5%
FT% 26-34 76.5%

Dead Ball Rebounds: 4-0



Official Basketball Box Score - Final
Iowa at Michigan St.
01/18/23 Breslin Events Center, East Lansing
2022-23 MSU Women's Basketball

Game Time: 7:00 PM
Game Duration: 2:26
Attendance: 3,359

Officials: Roy Gulebyan, Kate Entenrie, Ashlee Goode

Iowa - 84

Record: 15-4 (7-1)

NO. Name	Min	FG	3P	FT	Rebounds	Fouls	TP	AS	TO	ST	Blocks	+/
		M-A	M-A	M-A	OR DR TOT	PF	FD				BS BA	
14 McKenna Warnock	F 19:25	2-4	0-2	0-0	1 1 2	1 1	4	1	2	1	0	0 0
25 Monika Czinano	C 22:16	11-11	0-0	0-1	1 6 7	5 4	22	0	4	0	0	0 1
20 Kate Martin	G 33:32	1-4	1-2	6-6	0 3 3	1 3	9	4	0	2	1	1 3
22 Caitlin Clark	G 42:49	6-19	2-10	12-14	0 9 9	2 9	26	11	5	0	2	0 5
24 Gabbie Marshall	G 35:18	2-7	2-6	0-0	0 4 4	3 0	6	0	1	1	0	0 2
1 Molly Davis	28:58	2-3	1-2	2-2	0 1 1	3 1	7	4	4	0	0	0 11
45 Hannah Stuelke	24:36	3-7	0-0	1-2	3 6 9	0 6	7	1	4	2	0	1 2
3 Sydney Afollor	10:06	1-1	0-0	1-2	1 2 3	1 1	3	1	0	0	1	0 -3
34 AJ Ediger	01:54	0-0	0-0	0-0	0 0 0	0 0	0	0	0	0	0	0 -6
Team					0 3 3		0					
Totals		28-56	6-22	22-27	6 35 41	16 25	84	22	20	6	4	2 3

Technical Fouls: NONE

Shooting By Period
1 st FG% 7-15 46.7%
3PT% 2-6 33.3%
FT% 2-2 100%
2 nd FG% 5-14 35.7%
3PT% 1-7 14.3%
FT% 9-13 69.2%
3 rd FG% 9-13 69.2%
3PT% 3-6 50.0%
FT% 2-4 50%
4 th FG% 5-10 50.0%
3PT% 0-2 0.0%
FT% 6-7 85.7%
OT FG% 2-4 50.0%
3PT% 0-1 0.0%
FT% 10-11 90.9%
GM FG% 28-56 50.0%
3PT% 6-22 27.3%
FT% 22-27 81.5%

Dead Ball Rebounds: 1-1

Michigan St. - 81

Record: 10-9 (2-6)

IOWA

BASKETBALL

@IOWAWBB

BOX SCORES (GAMES 21-24)



Official Basketball Box Score - Final
Nebraska at Iowa
01/28/23 Carver-Hawkeye Arena, Iowa City
2022-23 Women's Basketball

Game Time: 12:00 PM
Game Duration: 1:56
Attendance: 13,943

Officials: Felicia Grinter, Gina Cross, Brian Hall

Nebraska - 76		Record: 12-9 (4-6)											
NO. Name	Min	FG	3P	FT	Rebounds	Fouls	TP	AS	TO	ST	Blocks	+/-	
		M-A	M-A	M-A	OR DR TOT	PF FD					BS BA		
34 Isabelle Bourne	F 32:45	7-10	0-1	0-1	0 3 3	3 1	14	1	1	0	0	1 4	
40 Alexis Markowski	C 28:30	4-10	1-5	3-4	3 8 11	4 3	12	0	4	2	0	0 -3	
1 Jaz Shelley	G 38:54	4-13	1-7	1-1	1 4 5	3 2	10	11	3	2	2	0 0	
4 Sam Halby	G 30:06	5-10	1-3	5-5	0 4 4	2 6	16	2	2	2	0	0 -5	
42 Maddie Krull	G 31:21	5-9	3-5	0-0	0 4 4	2 0	13	3	1	0	0	1 7	
14 Caitlin Hale	G 11:00	2-5	0-0	0-0	0 0 0	0 0	6	1	1	0	0	0 -3	
15 Kendall Moriarty	09:19	0-2	0-0	0-0	0 1 1	1 0	0	0	0	0	0	0 -13	
21 Annika Stewart	11:19	2-3	1-2	0-0	0 1 1	2 0	5	0	0	0	0	0 0	
44 Maggie Mendelson	04:09	0-0	0-0	0-0	0 1 1	2 0	0	2	0	2	0	0 -4	
32 Kendall Coley	02:37	0-2	0-2	0-0	0 0 0	1 0	0	0	0	0	0	0 -3	
Team					2 0 2		0	0					
Totals		29-64	9-30	9-11	6 26 32	20 12	76	20	12	8	2 2 -4		

Shooting By Period			
1 st FG%	9-15	60.0%	
3PT%	1-4	25.0%	
FT%	2-2	100%	
2 nd FG%	3-13	23.1%	
3PT%	1-8	12.5%	
FT%	2-2	100%	
3 rd FG%	8-16	50.0%	
3PT%	3-7	42.9%	
FT%	1-2	50%	
4 th FG%	9-20	45.0%	
3PT%	4-11	36.4%	
FT%	4-5	80%	
GM FG%	29-64	45.3%	
3PT%	9-30	30.0%	
FT%	9-11	81.8%	

Dead Ball Rebounds: 1, 0



Official Basketball Box Score - Final
Maryland at Iowa
02/02/23 Carver-Hawkeye Arena, Iowa City
2022-23 Women's Basketball

Game Time: 7:30 PM
Game Duration: 2:08
Attendance: 10,671

Officials: Lisa Jones, Jesse Dickerson, Frank Strastore

Maryland - 82		Record: 18-5 (9-3)													
NO. Name	Min	FG	3P	FT	Rebounds	Fouls	TP	AS	TO	ST	Blocks	+/-			
		M-A	M-A	M-A	OR DR TOT	PF FD					BS BA				
13 Faith Masonius	F 36:07	3-6	0-0	0-0	5 4 9	4 1	6	5	4	4	0	-8			
0 Shyanne Sellers	G 36:55	10-17	0-2	6-6	2 4 6	4 4	26	3	5	3	0	-12			
1 Diamond Miller	G 31:52	8-17	0-2	11-15	0 6 6	4 9	27	1	3	1	0	-12			
10 Abby Meyers	G 34:40	5-17	2-8	3-4	2 5 7	4 2	15	1	1	1	0	-3			
12 Elisa Pinzan	G 17:03	2-6	0-2	0-0	0 1 1	1 0	4	2	1	3	0	-1			
3 Lavender Briggs	G 11:52	1-4	0-2	0-0	0 2 2	0 0	2	0	0	1	0	-16			
5 Brinae Alexander	22:04	1-3	0-2	0-0	3 0 3	4 0	2	1	3	0	0	-21			
24 Bri McDaniel	06:54	0-1	0-0	0-0	1 1 2	4 1	0	0	1	0	1	4			
11 Gia Cooke	00:33	0-0	0-0	0-0	0 0 0	0 0	0	0	0	0	0	-1			
Team					2 2 4		0	0							
Totals		30-71	2-18	20-25	15 25 40	25 17	82	13	18	13	2 3	-14			
														Technical Fouls: NONE	

Shooting By Period			
1 st FG%	7-24	29.2%	
3PT%	0-4	0.0%	
FT%	4-4	100%	
2 nd FG%	8-15	53.3%	
3PT%	1-5	20.0%	
FT%	3-3	100%	
3 rd FG%	9-17	52.9%	
3PT%	1-7	14.3%	
FT%	3-5	60%	
4 th FG%	6-15	40.0%	
3PT%	0-2	0.0%	
FT%	10-13	76.9%	
GM FG%	30-71	42.3%	
3PT%	2-18	11.1%	
FT%	20-25	80.0%	

Dead Ball Rebounds: 2, 0

Iowa - 80		Record: 17-4 (9-1)												
NO. Name	Min	FG M-A	3P M-A	FT M-A	Rebounds OR DR TOT	Fouls PF FD	TP	AS	TO	ST	Blocks BS BA	+/-		
25 Monika Czinano	C 32:19	7-10	0-0	3-3	3 4 7	2 4	17	1	5	1	0	1 -6		
1 Molly Davis	G 27:14	2-5	1-4	0-0	2 2 4	3 1	5	1	0	0	0	0 -3		
20 Kate Martin	G 32:34	2-4	1-2	1-2	1 4 5	0 2	6	1	3	1	0	-3		
22 Caitlin Clark	G 36:39	9-26	5-12	10-12	1 11 12	1 8	33	9	6	3	1	1 6		
24 Gabbie Marshall	G 33:53	3-7	1-3	0-0	1 4 5	3 0	7	1	0	0	0	-7		
45 Hannah Stuelke	21:07	4-9	0-0	4-5	2 0 2	2 3	12	0	2	0	0	9		
3 Sydney Affolter	12:00	0-2	0-1	0-0	1 2 3	1 2	0	0	0	0	0	8		
34 AJ Ediger	01:15	0-0	0-0	0-0	0 0 0	0 0	0	0	0	0	0	4		
44 Addison O'Grady	02:59	0-1	0-0	0-0	0 2 2	0 0	0	1	1	0	0	6		
Team					2 1 3		0	0						
Totals		27-64	8-22	18-22	13 30 43	12 20	80	18	15	7	2 2 4			

Shooting By Period			
1 st FG%	6-20	30.0%	
3PT%	3-7	42.9%	
FT%	0-0	0%	
2 nd FG%	10-16	62.5%	
3PT%	3-4	75.0%	
FT%	3-3	100%	
3 rd FG%	9-14	64.3%	
3PT%	1-5	20.0%	
FT%	7-9	77.8%	
4 th FG%	2-14	14.3%	
3PT%	1-6	16.7%	
FT%	8-10	80%	
GM FG%	27-64	42.2%	
3PT%	8-22	36.4%	
FT%	18-22	81.8%	

Dead Ball Rebounds: 2, 0

Iowa - 96		Record: 18-4 (10-1)												
NO. Name	Min	FG	3P	FT	Rebounds	Fouls	TP	AS	TO	ST	Blocks	+/-		
		M-A	M-A	M-A	OR DR TOT	PF FD					BS BA			
14 McKenna Warnock	F 27:25	1-3	0-1	1-3	1 5 6	2 4	3	3	3	0	1 0	5	0	
25 Monika Czinano	C 32:11	14-18	0-0	0-0	1 5 6	4 0	28	1	2	2	0 2	15	0	
20 Kate Martin	G 33:01	1-4	0-3	1-2	0 6 6	2 2	3	6	2	2	1 0	14	0	
22 Caitlin Clark	G 38:31	13-19	6-11	10-11	0 7 7	3 12	46	8	2	1	0 16	0	0	
24 Gabbie Marshall	G 23:01	0-2	0-2	0-0	0 0 0	1 2	0	5	1	3	0 0	0	0	
1 Molly Davis	20:13	1-7	1-4	0-0	0 0 0	2 1	3	3	0	0	0 0	11	0	
45 Hannah Stuelke	16:43	5-5	0-0	3-7	0 0 0	2 4	13	0	1	1	0 0	6	0	
3 Sydney Affolter	08:55	2-2	0-0	0-0	1 1 2	1 0	4	1	0	0	0 0	3	0	
Team					1 5 6		0	2						
Totals		37-60	7-21	15-23	4 29 33	17 25	96	27	19	10	3 2	14	0	
Technical Fouls: NONE														

IOWA BASKETBALL

@IOWAWBB BIOS

28 NCAA Tournaments • 8 Sweet Sixteens • 4 Elite Eights • 1993 NCAA Final Four • 14 Big Ten Titles

Molly Davis



Guard • 5-7 • Senior

Midland, Mich.

H.H. Dow/Central Michigan

- Earned Second Team All-MAC honors
- Led team with an 18.6 points per game scoring average
- Ranks first in Central Michigan history with a 17.7 points per game average; 11th in points (1,434); seventh in assists (346); sixth in career free throw percentage (.794); eighth in career 3-pointers (187)
- Scored in double figures in 20 games

In 2022-23

- Had 2 blocks against Oregon State (11/25) to set new single game high.
- Recorded a season-high 13 points at Wisconsin (12/4), going 5-5 from the floor and 3-3 from behind the arc.
- Made first start as a Hawkeye against No. 2 Ohio State (Jan. 23)

2022-23 Game-by-Game

Opponent	Date	GS	MIN	Total		3-Pointers		Free throws		Rebounds				PF	A	TO	BLK	STL	PTS	AVG
				FG-FGA	PCT	3FG-3FGA	PCT	FT-FTA	PCT	OFF	DEF	TOT	AVG							
Southern U.	11/07/2022		23:34	3-5	.600	1-3	.333	0-0	.000	0	3	3	3.0	2	4	3	0	0	7	7.0
Evansville	11/10/2022		24:16	2-5	.400	0-1	.000	1-1	1.000	1	6	7	5.0	0	5	5	1	2	5	6.0
at Drake	11/13/2022		28:53	1-4	.250	0-0	.000	2-4	.500	2	2	4	4.7	1	3	2	0	3	4	5.3
at Kansas St.	11/17/2022		22:43	2-4	.500	1-3	.333	4-4	1.000	1	0	1	3.8	1	0	3	0	1	9	6.3
Belmont	11/20/2022		24:05	3-5	.600	1-2	.500	0-0	.000	0	1	1	3.2	0	2	0	0	1	7	6.4
vs Oregon St.	11/25/2022		12:34	1-2	.500	1-2	.500	0-0	.000	0	1	1	2.8	2	1	1	2	0	3	5.8
vs UConn	11/27/2022		06:01	0-0	.000	0-0	.000	0-0	.000	1	0	1	2.6	0	1	0	0	0	0	5.0
NC State	12/01/2022		14:52	0-2	.000	0-1	.000	0-0	.000	0	0	0	2.3	1	2	0	0	1	0	4.4
at Wisconsin	12/04/2022		22:59	5-5	1.000	3-3	1.000	0-0	.000	0	1	1	2.1	4	1	1	0	0	13	5.3
Iowa St.	12/07/2022		21:42	1-2	.500	0-1	.000	0-0	.000	0	2	2	2.1	2	4	1	0	0	2	5.0
Minnesota	12/10/2022		20:42	0-3	.000	0-1	.000	3-4	.750	0	3	3	2.2	3	3	0	0	2	3	4.8
UNI	12/18/2022		08:22	1-2	.500	1-2	.500	0-0	.000	0	1	1	2.1	0	1	3	0	1	3	4.7
Dartmouth	12/21/2022		20:41	3-3	1.000	2-2	1.000	0-0	.000	0	0	0	1.9	0	1	0	0	1	8	4.9
Purdue	12/29/2022		20:17	0-3	.000	0-1	.000	1-2	.500	0	1	1	1.9	0	1	1	0	0	1	4.6
at Illinois	01/01/2023		10:48	0-0	.000	0-0	.000	0-0	.000	0	2	2	1.9	2	2	2	1	1	0	4.3
at Michigan	01/07/2023		21:10	3-4	.750	0-1	.000	2-2	1.000	1	1	2	1.9	1	4	0	0	0	8	4.6
Northwestern	01/11/2023		21:39	1-3	.333	0-1	.000	0-0	.000	0	1	1	1.8	2	2	3	1	0	2	4.4
Penn St.	01/14/2023		18:14	0-1	.000	0-1	.000	5-6	.833	0	2	2	1.8	0	3	1	0	0	5	4.4
at Michigan St.	01/18/2023		28:58	2-3	.667	1-2	.500	2-2	1.000	0	1	1	1.8	3	4	4	0	0	7	4.6
at Ohio St.	01/23/2023	*	30:28	1-4	.250	1-3	.333	0-0	.000	0	2	2	1.8	4	1	1	0	1	3	4.5
Nebraska	01/28/2023	*	27:14	2-5	.400	1-4	.250	0-0	.000	2	2	4	1.9	3	1	0	0	0	5	4.5
Maryland	02/02/2023		20:13	1-7	.143	1-4	.250	0-0	.000	0	0	0	1.8	2	3	0	0	0	3	4.5
at Penn St.	02/05/2023		19:00	2-3	.667	0-1	.000	3-3	1.000	1	0	1	1.8	1	0	1	0	1	7	4.6
Totals			2 469:25	34-75	.453	14-39	.359	23-28	.821	9	32	41	1.8	34	49	32	5	15	105	4.6

Player Averages

Games Played	Minutes/game	Points/game	FG Pct	3FG Pct	FT Pct	Rebounds/game	Assists/game	Turnovers/game	Assist/Turnover ratio	Steals/game	Blocks/game
23	20.4	4.6	45.3	35.9	82.1	1.8	2.1	1.4	1.5	0.7	0.2

Single Game Highs

Statistic	Value	
Points	33	vs Ohio 03/12/21
Rebounds	10	vs Dayton 11/21/19, at Ohio 01/02/21
Assists	12	at Buffalo 12/29/21
Steals	5	vs Iowa 03/21/21, at Northeastern 11/26/21
Blocks	2	vs Oregon St. 11/25/22
FG Made	12	at Akron 01/23/21
FG Attempts	28	at Toledo 01/12/22
3FG Made	6	at Buffalo 01/29/20, at Akron 01/23/21
3FG Attempts	14	at Green Bay 12/20/21
FT Made	12	vs NIU 03/10/21
FT Attempts	14	vs NIU 03/10/21

				Field Goals		3-Point		F-Throws		Rebounds										Scoring	
SEASON	TEAM	GP-GS	MIN/AVG	FG-FGA	FG%	3FG-3FGA	3FG%	FT-FTA	FT%	OFF	DEF	TOT	AVG	PF-FO	A	TO	BLK	STL	PTS	AVG	
2019-20	CMU	30-30	1089/36.3	155-317	.489	60-152	.395	60-84	.714	18	110	128	4.3	83-2	133	106	4	40	430	14.3	
2020-21	CMU	27-27	1022/37.9	195-398	.490	76-200	.380	96-116	.828	28	98	126	4.7	74-1	101	95	8	45	562	20.8	
2021-22	CMU	24-24	862/35.9	150-378	.397	52-186	.280	94-115	.817	18	72	90	3.8	58-4	112	97	7	30	446	18.6	
2022-23	Iowa	23-2	469/20.4	34-75	.453	14-39	.359	23-28	.821	9	32	41	1.8	34-0	49	32	5	15	105	4.6	
TOTAL FOR Iowa		23-2	469/20.4	34-75	.453	14-39	.359	23-28	.821	9	32	41	1.8	34-0	49	32	5	15	105	4.6	
TOTAL		104-83	3442/33.1	534-1168	.457	202-577	.350	273-343	.796	73	312	385	3.7	249-7	395	330	24	130	1543	14.8	



hawkeyesports.com

IOWA BASKETBALL

@IOWAWBB BIOS

28 NCAA Tournaments • 8 Sweet Sixteens • 4 Elite Eights • 1993 NCAA Final Four • 14 Big Ten Titles

Taylor McCabe



Guard • 5-9 • Freshman

Fremont, Neb.

Fremont

- 2022 Nebraska Gatorade Player of the Year and Nebraska Coaches Association Player of the Year
- Ranked No. 88 recruit nationally by ESPN in 2022 - the only ranked Nebraska player
- Accumulated over 2000 career points - the first Nebraska Class A guard to achieve the feat
- Played for All Iowa Attack (2020-21) under Dickson Jensen, winning the 2021 Nike Nationals Tournament and earned second-team honors

2022-23 Game-by-Game

Opponent	Date	GS	MIN	Total		3-Pointers		Free throws		Rebounds				PF	A	TO	BLK	STL	PTS	AVG
				FG-FGA	PCT	3FG-3FGA	PCT	FT-FTA	PCT	OFF	DEF	TOT	AVG							
Southern U.	11/07/2022		14:13	3-8	.375	3-8	.375	0-0	.000	0	1	1	1.0	1	1	1	0	0	9	9.0
Evansville	11/10/2022		15:53	2-4	.500	2-3	.667	0-0	.000	1	1	2	1.5	2	1	1	0	0	6	7.5
Belmont	11/20/2022		05:10	0-2	.000	0-1	.000	0-0	.000	0	1	1	1.3	0	0	0	0	0	0	5.0
NC State	12/01/2022		01:29	0-1	.000	0-1	.000	0-0	.000	0	0	0	1.0	1	0	0	0	0	0	3.8
at Wisconsin	12/04/2022		05:20	2-4	.500	2-3	.667	0-0	.000	0	0	0	0.8	1	0	0	0	1	6	4.2
Minnesota	12/10/2022		04:51	0-1	.000	0-1	.000	0-0	.000	0	0	0	0.7	0	0	0	0	0	0	3.5
Dartmouth	12/21/2022		13:28	2-3	.667	2-3	.667	0-0	.000	0	1	1	0.7	0	2	1	0	0	6	3.9
Purdue	12/29/2022		01:17	0-0	.000	0-0	.000	0-0	.000	0	0	0	0.6	0	0	0	0	0	0	3.4
Northwestern	01/11/2023		06:05	1-2	.500	1-2	.500	0-0	.000	0	0	0	0.6	1	0	0	0	0	3	3.3
Penn St.	01/14/2023		11:13	2-6	.333	1-5	.200	0-0	.000	0	1	1	0.6	0	0	0	0	1	5	3.5
at Penn St.	02/05/2023		12:14	2-4	.500	2-4	.500	0-0	.000	0	0	0	0.5	1	1	1	0	0	6	3.7
Totals			0 91:13	14-35	.400	13-31	.419	0-0	.000	1	5	6	0.5	7	5	4	0	2	41	3.7

Player Averages

Games Played	Minutes/ game	Points/ game	FG Pct	3FG Pct	FT Pct	Rebounds/ game	Assists/ game	Turnovers/ game	Assist/Turnover ratio	Steals/ game	Blocks/ game
11	8.3	3.7	40.0	41.9	0.0	0.5	0.5	0.4	1.3	0.2	0.0

Single Game Highs

Statistic	Value	
Points	9	vs Southern U. 11/07/22
Rebounds	2	vs Evansville 11/10/22
Assists	2	vs Dartmouth 12/21/22
Steals	1	at Wisconsin 12/04/22, vs Penn St. 01/14/23
FG Made	3	vs Southern U. 11/07/22
FG Attempts	8	vs Southern U. 11/07/22
3FG Made	3	vs Southern U. 11/07/22
3FG Attempts	8	vs Southern U. 11/07/22

				Field Goals		3-Point		F-Throws		Rebounds									Scoring	
SEASON	TEAM	GP-GS	MIN/AVG	FG-FGA	FG%	3FG-3FGA	3FG%	FT-FTA	FT%	OFF	DEF	TOT	AVG	PF-FO	A	TO	BLK	STL	PTS	AVG
2022-23	Iowa	11-0	91/8.3	14-35	.400	13-31	.419	0-0	.000	1	5	6	0.5	7-0	5	4	0	2	41	3.7
TOTAL		11-0	91/8.3	14-35	.400	13-31	.419	0-0	.000	1	5	6	0.5	7-0	5	4	0	2	41	3.7



IOWA BASKETBALL

@IOWAWBB BIOS

28 NCAA Tournaments • 8 Sweet Sixteens • 4 Elite Eights • 1993 NCAA Final Four • 14 Big Ten Titles

Sydney Affolter



Guard • 5-11 • Sophomore
Chicago, Ill.
Marist

- Played in 19 games, including eight games with double-digit minutes on the court.
- Made collegiate debut against New Hampshire (Nov. 9), tallying four rebounds and a block
- Made first NCAA Tournament appearance against Illinois State (March 18), scoring five points and pulling down one rebound
- Named to Iowa's Dean's List

In 2022-23

- Had career-high 3 steals vs. Minnesota (Dec.10)
- Scored a season-high 12 points against Penn State (Jan. 14)

2022-23 Game-by-Game

Opponent	Date	GS	MIN	Total		3-Pointers		Free throws		Rebounds				PF	A	TO	BLK	STL	PTS	AVG	
				FG-FGA	PCT	3FG-3FGA	PCT	FT-FTA	PCT	OFF	DEF	TOT	AVG								
Southern U.	11/07/2022		09:09	0-1	.000	0-1	.000	4-4	1.000	0	0	0	0.0	1	0	0	0	0	4	4.0	
Evansville	11/10/2022		14:24	3-3	1.000	0-0	.000	1-1	1.000	0	4	4	2.0	1	2	1	0	1	7	5.5	
at Kansas St.	11/17/2022		09:18	0-2	.000	0-1	.000	0-0	.000	0	1	1	1.7	3	0	0	0	0	0	3.7	
Belmont	11/20/2022		09:21	0-3	.000	0-2	.000	0-0	.000	0	1	1	1.5	1	0	0	0	0	0	2.8	
vs Oregon St.	11/25/2022		04:00	0-2	.000	0-1	.000	0-0	.000	1	1	2	1.6	0	1	0	0	0	0	2.2	
vs UConn	11/27/2022		02:39	0-1	.000	0-1	.000	0-0	.000	0	0	0	1.3	1	0	0	0	0	0	1.8	
NC State	12/01/2022		06:44	0-0	.000	0-0	.000	0-0	.000	0	1	1	1.3	0	0	1	1	0	0	1.6	
at Wisconsin	12/04/2022		13:05	1-2	.500	0-1	.000	1-1	1.000	2	1	3	1.5	0	2	2	0	1	3	1.8	
Iowa St.	12/07/2022		02:20	0-0	.000	0-0	.000	0-0	.000	0	0	0	1.3	1	0	0	0	0	0	1.6	
Minnesota	12/10/2022		20:01	0-1	.000	0-0	.000	2-2	1.000	2	1	3	1.5	0	1	1	1	3	2	1.6	
UNI	12/18/2022		16:17	1-1	1.000	0-0	.000	2-2	1.000	2	3	5	1.8	2	2	1	0	2	4	1.8	
Dartmouth	12/21/2022		13:59	0-1	.000	0-0	.000	3-4	.750	1	4	5	2.1	2	2	2	1	0	3	1.9	
Purdue	12/29/2022		10:18	3-3	1.000	1-1	1.000	0-0	.000	0	5	5	2.3	2	1	1	0	0	7	2.3	
at Illinois	01/01/2023		02:56	0-0	.000	0-0	.000	0-0	.000	0	1	1	2.2	0	0	0	0	0	0	2.1	
at Michigan	01/07/2023		07:14	0-0	.000	0-0	.000	0-0	.000	0	1	1	2.1	0	0	0	0	1	0	2.0	
Northwestern	01/11/2023		14:21	3-4	.750	0-1	.000	0-0	.000	1	1	2	2.1	0	1	1	0	0	6	2.3	
Penn St.	01/14/2023		14:00	5-6	.833	2-2	1.000	0-0	.000	1	2	3	2.2	2	2	1	0	0	12	2.8	
at Michigan St.	01/18/2023		10:06	1-1	1.000	0-0	.000	1-2	.500	1	2	3	2.2	1	1	0	1	0	3	2.8	
at Ohio St.	01/23/2023		11:06	2-5	.400	0-2	.000	0-0	.000	1	1	2	2.2	2	0	0	0	0	4	2.9	
Nebraska	01/28/2023		12:00	0-2	.000	0-1	.000	0-0	.000	1	2	3	2.3	1	0	0	0	0	0	2.8	
Maryland	02/02/2023		08:54	2-2	1.000	0-0	.000	0-0	.000	1	1	2	2.2	1	1	0	0	0	4	2.8	
at Penn St.	02/05/2023		17:10	0-2	.000	0-1	.000	0-0	.000	1	6	7	2.5	1	3	1	1	1	0	2.7	
Totals			0	229:23	21-42	.500	3-15	.200	14-16	.875	15	39	54	2.5	22	19	12	5	9	59	2.7

Player Averages

Games Played	Minutes/ game	Points/ game	FG Pct	3FG Pct	FT Pct	Rebounds/ game	Assists/ game	Turnovers/ game	Assist/Turnover ratio	Steals/ game	Blocks/ game
22	10.4	2.7	50.0	20.0	87.5	2.5	0.9	0.5	1.6	0.4	0.2

Single Game Highs

Statistic	Value	
Points	12	vs Penn St. 01/14/23
Rebounds	8	at Wisconsin 02/03/22
Assists	3	at Penn St. 02/05/23
Steals	3	vs Minnesota 12/10/22
Blocks	1	7 times
FG Made	5	vs Penn St. 01/14/23
FG Attempts	7	at Wisconsin 02/03/22
3FG Made	2	vs Penn St. 01/14/23
3FG Attempts	2	4 times
FT Made	4	vs Southern U. 11/17/21, vs Southern U. 11/07/22
FT Attempts	4	vs Southern U. 11/17/21, vs Southern U. 11/07/22, vs Dartmouth 12/21/22

				Field Goals		3-Point		F-Throws		Rebounds								Scoring		
SEASON	TEAM	GP-GS	MIN/AVG	FG-FGA	FG%	3FG-3FGA	3FG%	FT-FTA	FT%	OFF	DEF	TOT	AVG	PF-FO	A	TO	BLK	STL	PTS	AVG
2021-22	Iowa	19-0	178/9.4	9-38	.237	2-12	.167	11-12	.917	14	33	47	2.5	19-1	8	12	2	5	31	1.6
2022-23	Iowa	22-0	229/10.4	21-42	.500	3-15	.200	14-16	.875	15	39	54	2.5	22-0	19	12	5	9	59	2.7
TOTAL		41-0	408/9.9	30-80	.375	5-27	.185	25-28	.893	29	72	101	2.5	41-1	27	24	7	14	90	2.2



IOWA BASKETBALL

@IOWAWBB BIOS

28 NCAA Tournaments • 8 Sweet Sixteens • 4 Elite Eights • 1993 NCAA Final Four • 14 Big Ten Titles

Kylie Feuerbach

2022-23 Game-by-Game



Guard • 6-0 • Junior
Sycamore, Ill.
Sycamore / Iowa State

- Played all 32 games and started two in her first season as a Hawkeye
- Dished out season-high assists (6) in home opener against New Hampshire (Nov. 9)
- Scored season-high points (10) against Illinois (Jan. 23)
- Pulled down season-high rebounds (5) against Evansville (Jan. 3)
- Made first career start as a Hawkeye at Wisconsin (Feb. 3)
- Pulled down four rebounds and scored seven points against No. 6/5 Michigan (Feb. 27), while shooting 3-for-3 from the field, including a 3-pointer
- Is out for the 2022-23 season with an injury.

Single Game Highs

Statistic	Value	
Points	10	vs Illinois 01/23/22
Rebounds	5	vs Evansville 01/02/22
Assists	6	vs New Hampshire 11/09/21
Steals	2	vs Illinois 01/23/22, at Minnesota 01/20/22, vs Minnesota 02/09/22
Blocks	1	6 times
FG Made	4	vs Samford 11/11/21, vs Illinois 01/23/22
FG Attempts	8	vs Samford 11/11/21, vs Illinois 01/23/22, vs Evansville 01/02/22
3FG Made	2	at UNI 11/14/21, vs Illinois 01/23/22
3FG Attempts	5	vs Illinois 01/23/22
FT Made	3	at Minnesota 01/20/22
FT Attempts	4	at Minnesota 01/20/22

				Field Goals		3-Point		F-Throws		Rebounds				Scoring						
SEASON	TEAM	GP-GS	MIN/AVG	FG-FGA	FG%	3FG-3FGA	3FG%	FT-FTA	FT%	OFF	DEF	TOT	AVG	PF-FO	A	TO	BLK	STL	PTS	AVG
2021-22	Iowa	32-2	466/14.6	36-85	.424	11-36	.306	25-29	.862	7	35	42	1.3	37-0	31	43	6	15	108	3.4
TOTAL		32-2	466/14.6	36-85	.424	11-36	.306	25-29	.862	7	35	42	1.3	37-0	31	43	6	15	108	3.4



IOWA BASKETBALL

@IOWAWBB BIOS

28 NCAA Tournaments • 8 Sweet Sixteens • 4 Elite Eights • 1993 NCAA Final Four • 14 Big Ten Titles

Shateah Wetering



Forward • 6-0 • Junior
Montezuma, Iowa
Montezuma

- Made debut against Southern after being out 2021-22 season.

2022-23 Game-by-Game

Opponent	Date	GS	MIN	Total		3-Pointers		Free throws		Rebounds				PF	A	TO	BLK	STL	PTS	AVG
				FG-FGA	PCT	3FG-3FGA	PCT	FT-FTA	PCT	OFF	DEF	TOT	AVG							
Southern U.	11/07/2022		09:10	1-2	.500	1-2	.500	0-0	.000	1	2	3	3.0	0	3	0	1	1	3	3.0
Evansville	11/10/2022		08:27	0-0	.000	0-0	.000	1-2	.500	1	0	1	2.0	1	0	1	0	1	1	2.0
at Wisconsin	12/04/2022		04:23	1-1	1.000	1-1	1.000	0-0	.000	0	0	0	1.3	0	0	1	0	0	3	2.3
Minnesota	12/10/2022		03:00	0-0	.000	0-0	.000	0-0	.000	0	1	1	1.3	2	0	0	0	0	0	1.8
Dartmouth	12/21/2022		05:31	0-3	.000	0-2	.000	0-0	.000	0	1	1	1.2	1	0	1	0	1	0	1.4
Purdue	12/29/2022		01:17	0-0	.000	0-0	.000	0-0	.000	0	0	0	1.0	0	0	0	0	0	0	1.2
Northwestern	01/11/2023		03:46	0-0	.000	0-0	.000	1-2	.500	0	0	0	0.9	0	0	1	0	0	1	1.1
Penn St.	01/14/2023		10:29	1-2	.500	1-2	.500	0-2	.000	0	1	1	0.9	1	0	1	0	0	3	1.4
at Penn St.	02/05/2023		06:05	1-3	.333	0-1	.000	0-0	.000	1	1	2	1.0	0	0	0	0	0	2	1.4
Totals		0	52:08	4-11	.364	3-8	.375	2-6	.333	3	6	9	1.0	5	3	5	1	3	13	1.4

Player Averages

Games Played	Minutes/ game	Points/ game	FG Pct	3FG Pct	FT Pct	Rebounds/ game	Assists/ game	Turnovers/ game	Assist/Turnover ratio	Steals/ game	Blocks/ game
9	5.8	1.4	36.4	37.5	33.3	1.0	0.3	0.6	0.6	0.3	0.1

Single Game Highs

Statistic	Value
Points	3 vs Southern U. 11/07/22, at Wisconsin 12/04/22, vs Penn St. 01/14/23
Rebounds	3 vs Southern U. 11/07/22
Assists	3 vs Southern U. 11/07/22
Steals	1 vs Southern U. 11/07/22, vs Evansville 11/10/22, vs Dartmouth 12/21/22
Blocks	1 vs Southern U. 11/07/22
FG Made	1 5 times
FG Attempts	3 vs Western Ill. 12/22/20, vs Dartmouth 12/21/22, at Penn St. 02/05/23
3FG Made	1 vs Southern U. 11/07/22, at Wisconsin 12/04/22, vs Penn St. 01/14/23
3FG Attempts	2 vs Southern U. 11/07/22, vs Dartmouth 12/21/22, vs Penn St. 01/14/23
FT Made	2 vs Kentucky 03/23/21
FT Attempts	2 5 times

SEASON	TEAM	GP-GS	MIN/AVG	Field Goals		3-Point		F-Throws		Rebounds				Scoring						
				FG-FGA	FG%	3FG-3FGA	3FG%	FT-FTA	FT%	OFF	DEF	TOT	AVG	PF-FO	A	TO	BLK	STL	PTS	AVG
2020-21	Iowa	7-0	21/3.0	1-5	.200	0-2	.000	3-4	.750	1	3	4	0.6	1-0	0	1	0	0	5	0.7
2022-23	Iowa	9-0	52/5.8	4-11	.364	3-8	.375	2-6	.333	3	6	9	1.0	5-0	3	5	1	3	13	1.4
TOTAL		16-0	73/4.6	5-16	.313	3-10	.300	5-10	.500	4	9	13	0.8	6-0	3	6	1	3	18	1.1



IOWA BASKETBALL

@IOWAWBB BIOS

28 NCAA Tournaments • 8 Sweet Sixteens • 4 Elite Eights • 1993 NCAA Final Four • 14 Big Ten Titles

McKenna Warnock



Forward • 6-1 • Senior

Madison, Wis.

Monona Grove

In 2022-23

- Earned BIG Honor Roll on Jan. 2, averaging 18 ppg, 7.5 rpg, and shot the ball 63% from behind the arc.
- Recorded her 13th career double-double with 16 points and 10 rebounds, and three assists against Penn State (Jan. 14)
- Set season-high six assists against UNI (Dec. 18)
- Netted a season-high five 3-point field goals against Purdue (Dec. 29)
- 12th most made 3-pointers in school history. (160)
- Registered double figures in 14 games this season.
- Became the 41st Hawkeye to eclipse 1,000 career points.
- Ranks 17th in all-time career rebounds with 667
- Is the eighth Iowa women's basketball player to eclipse more than 1,000 points and 640 rebounds in a career.

2022-23 Game-by-Game

Opponent	Date	GS	MIN	Total		3-Pointers		Free throws		Rebounds				PF	A	TO	BLK	STL	PTS	AVG	
				FG-FGA	PCT	3FG-3FGA	PCT	FT-FTA	PCT	OFF	DEF	TOT	AVG								
Southern U.	11/07/2022	*	24:24	2-6	.333	1-5	.200	0-0	.000	0	8	8	8.0	0	0	1	1	1	5	5.0	
Evansville	11/10/2022	*	21:47	6-7	.857	3-4	.750	0-0	.000	0	8	8	8.0	2	2	1	0	1	15	10.0	
at Drake	11/13/2022	*	28:09	4-7	.571	3-5	.600	0-0	.000	0	3	3	6.3	5	2	2	0	3	11	10.3	
at Kansas St.	11/17/2022	*	37:21	4-6	.667	1-3	.333	3-3	1.000	1	7	8	6.8	4	2	1	0	1	12	10.8	
Belmont	11/20/2022	*	29:26	1-5	.200	1-4	.250	3-4	.750	2	6	8	7.0	1	1	1	0	0	6	9.8	
vs Oregon St.	11/25/2022	*	34:14	5-9	.556	2-4	.500	0-0	.000	0	2	2	6.2	2	1	2	0	0	12	10.2	
vs UConn	11/27/2022	*	32:14	4-14	.286	3-11	.273	3-4	.750	0	4	4	5.9	4	2	2	0	1	14	10.7	
NC State	12/01/2022	*	31:26	3-9	.333	2-5	.400	7-8	.875	2	5	7	6.0	4	2	1	0	2	15	11.3	
at Wisconsin	12/04/2022	*	30:57	4-9	.444	3-5	.600	2-2	1.000	1	1	2	5.6	2	3	3	0	0	13	11.4	
Iowa St.	12/07/2022	*	30:18	3-8	.375	1-4	.250	2-2	1.000	2	4	6	5.6	4	2	1	1	1	9	11.2	
Minnesota	12/10/2022	*	25:21	5-7	.714	1-3	.333	1-2	.500	3	7	10	6.0	2	4	3	0	0	12	11.3	
UNI	12/18/2022	*	35:56	3-10	.300	1-5	.200	2-2	1.000	1	4	5	5.9	1	6	1	0	3	9	11.1	
Dartmouth	12/21/2022	*	18:30	6-8	.750	2-3	.667	0-0	.000	0	3	3	5.7	4	2	0	1	2	14	11.3	
Purdue	12/29/2022	*	33:44	7-10	.700	5-7	.714	0-0	.000	2	7	9	5.9	0	1	1	0	3	19	11.9	
at Illinois	01/01/2023	*	37:36	4-8	.500	2-4	.500	7-8	.875	3	3	6	5.9	2	3	3	0	0	17	12.2	
at Michigan	01/07/2023	*	35:17	4-7	.571	4-6	.667	2-2	1.000	2	2	4	5.8	3	0	4	0	2	14	12.3	
Northwestern	01/11/2023	*	27:29	4-7	.571	0-1	.000	2-2	1.000	2	6	8	5.9	3	1	2	2	1	10	12.2	
Penn St.	01/14/2023	*	29:44	5-8	.625	2-3	.667	4-6	.667	3	7	10	6.2	3	3	3	0	1	16	12.4	
at Michigan St.	01/18/2023	*	19:25	2-4	.500	0-2	.000	0-0	.000	1	1	2	5.9	1	1	2	0	1	4	11.9	
Maryland	02/02/2023	*	27:26	1-3	.333	0-1	.000	1-3	.333	1	5	6	6.0	2	3	3	1	0	3	11.5	
at Penn St.	02/05/2023	*	18:28	4-6	.667	1-2	.500	0-0	.000	0	5	5	5.9	0	2	0	0	1	9	11.4	
Totals			21	609:11	81-158	.513	38-87	.437	39-48	.813	26	98	124	5.9	49	43	37	6	24	239	11.4

Player Averages

Games Played	Minutes/ game	Points/ game	FG Pct	3FG Pct	FT Pct	Rebounds/ game	Assists/ game	Turnovers/ game	Assist/Turnover ratio	Steals/ game	Blocks/ game
21	29.0	11.4	51.3	43.7	81.3	5.9	2.0	1.8	1.2	1.1	0.3

Single Game Highs

Statistic	Value	
Points	25	at Penn St. 01/25/22
Rebounds	17	at Northwestern 01/09/21
Assists	7	vs Northwestern 01/28/21, vs UCF 12/18/21
Steals	3	8 times
Blocks	2	6 times
FG Made	10	at Penn St. 01/25/22
FG Attempts	14	vs UConn 11/27/22
3FG Made	7	at Nebraska 01/09/22
3FG Attempts	11	vs UConn 11/27/22
FT Made	8	at Drake 12/02/20
FT Attempts	10	at Drake 12/02/20

				Field Goals		3-Point		F-Throws		Rebounds									Scoring	
SEASON	TEAM	GP-GS	MIN/AVG	FG-FGA	FG%	3FG-3FGA	3FG%	FT-FTA	FT%	OFF	DEF	TOT	AVG	PF-FO	A	TO	BLK	STL	PTS	AVG
2019-20	Iowa	30-3	566/18.9	79-154	.513	29-66	.439	52-73	.712	19	117	136	4.5	61-0	50	27	8	19	239	8.0
2020-21	Iowa	29-29	934/32.2	119-226	.527	51-113	.451	60-75	.800	36	196	232	8.0	64-1	91	59	18	26	349	12.0
2021-22	Iowa	27-27	809/30.0	108-211	.512	42-104	.404	39-47	.830	33	142	175	6.5	70-2	76	48	12	35	297	11.0
2022-23	Iowa	21-21	609/29.0	81-158	.513	38-87	.437	39-48	.813	26	98	124	5.9	49-1	43	37	6	24	239	11.4
TOTAL		107-80	2918/27.3	387-749	.517	160-370	.432	190-243	.782	114	553	667	6.2	244-4	260	171	44	104	1124	10.5



hawkeyesports.com

IOWA BASKETBALL

@IOWAWBB BIOS

28 NCAA Tournaments • 8 Sweet Sixteens • 4 Elite Eights • 1993 NCAA Final Four • 14 Big Ten Titles

Kate Martin



Guard • 6-0 • RS-Senior
Edwardsville, Ill.
Edwardsville

- Started all 32 games for the Hawkeyes
- Earned Iowa's Big Ten Sportsmanship Award
- Scored double digits in nine games last season, averaging 7.2 points per game.
- Ranked 81st in assist turnover ratio (1.79)
- Recorded season-high assists (8) in the Big Ten Championship game against Indiana (March 6)
- Earned Academic All-Big Ten honors and was named to Iowa's Dean's List

In 2022-23

- Set career-high 20 points against UConn (Nov. 27) going 6-for-6 from behind the arc.
- Dished out a career-high 13 assists vs Dartmouth (Dec. 21)
- Ranks 19th all-time in career assists (324)
- Netter her 600th career point against Michigan (Jan. 7)
- Registered first double-double of the season against No. 2 Ohio State with 13 points, 11 rebounds, and 4 assists.

2022-23 Game-by-Game

Opponent	Date	GS	MIN	Total FG-FGA	PCT	3-Pointers 3FG-3FGA	PCT	Free throws FT-FTA	PCT	Rebounds OFF DEF TOT AVG	PF	A	TO	BLK	STL	PTS	AVG
Southern U.	11/07/2022	*	22:42	2-4	.500	1-3	.333	0-0	.000	1 3 4 4.0	2	2	1	0	1	5	5.0
Evansville	11/10/2022	*	20:13	2-4	.500	1-2	.500	1-2	.500	0 0 0 2.0	3	1	1	0	0	6	5.5
at Drake	11/13/2022	*	25:59	0-3	.000	0-2	.000	0-0	.000	0 6 6 3.3	3	3	1	0	0	0	3.7
at Kansas St.	11/17/2022	*	23:33	2-5	.400	0-1	.000	0-0	.000	1 5 6 4.0	5	6	2	0	1	4	3.8
Belmont	11/20/2022	*	31:43	2-6	.333	1-3	.333	1-2	.500	2 3 5 4.2	0	1	0	0	1	6	4.2
vs Oregon St.	11/25/2022	*	33:57	2-5	.400	0-1	.000	0-0	.000	3 3 6 4.5	2	4	1	0	1	4	4.2
vs UConn	11/27/2022	*	33:59	7-10	.700	6-6	1.000	0-0	.000	0 2 2 4.1	0	2	3	0	2	20	6.4
NC State	12/01/2022	*	28:35	2-5	.400	1-2	.500	2-2	1.000	0 0 0 3.6	1	1	1	0	0	7	6.5
at Wisconsin	12/04/2022	*	21:01	1-4	.250	1-3	.333	0-0	.000	1 1 2 3.4	2	4	1	1	2	3	6.1
Iowa St.	12/07/2022	*	36:13	5-8	.625	3-4	.750	0-0	.000	1 4 5 3.6	2	2	0	1	0	13	6.8
Minnesota	12/10/2022	*	18:34	3-5	.600	0-2	.000	1-1	1.000	2 3 5 3.7	1	3	1	0	0	7	6.8
UNI	12/18/2022	*	23:43	4-8	.500	1-2	.500	0-0	.000	1 3 4 3.8	3	0	1	1	2	9	7.0
Dartmouth	12/21/2022	*	23:08	1-1	1.000	1-1	1.000	1-2	.500	0 3 3 3.7	1	13	1	0	1	4	6.8
Purdue	12/29/2022	*	28:25	2-7	.286	1-5	.200	0-0	.000	1 7 8 4.0	3	3	3	0	2	5	6.6
at Illinois	01/01/2023	*	37:04	2-6	.333	2-3	.667	0-0	.000	0 3 3 3.9	2	4	2	0	0	6	6.6
at Michigan	01/07/2023	*	23:35	4-8	.500	1-3	.333	1-1	1.000	2 0 2 3.8	3	1	4	0	0	10	6.8
Northwestern	01/11/2023	*	23:25	3-5	.600	2-3	.667	0-0	.000	2 0 2 3.7	0	2	0	0	0	8	6.9
Penn St.	01/14/2023	*	17:27	0-1	.000	0-1	.000	0-0	.000	0 3 3 3.7	1	2	2	0	1	0	6.5
at Michigan St.	01/18/2023	*	39:38	1-4	.250	1-2	.500	6-6	1.000	0 3 3 3.6	1	4	0	1	2	9	6.6
at Ohio St.	01/23/2023	*	36:21	3-9	.333	3-8	.375	4-4	1.000	1 10 11 4.0	2	4	3	2	0	13	7.0
Nebraska	01/28/2023	*	32:34	2-4	.500	1-2	.500	1-2	.500	1 4 5 4.0	0	6	1	1	3	6	6.9
Maryland	02/02/2023	*	33:01	1-4	.250	0-3	.000	1-2	.500	0 6 6 4.1	2	6	2	1	2	3	6.7
at Penn St.	02/05/2023	*	20:32	4-5	.800	1-2	.500	2-2	1.000	0 8 8 4.3	2	1	1	0	0	11	6.9
Totals			23	635:23	55-121	.455	28-64	.438	21-26	.808	19 80	99 4.3	41 75	32	8 21	159 6.9	

Player Averages

Games Played	Minutes/game	Points/game	FG Pct	3FG Pct	FT Pct	Rebounds/game	Assists/game	Turnovers/game	Assist/Turnover ratio	Steals/game	Blocks/game
23	27.6	6.9	45.5	43.8	80.8	4.3	3.3	1.4	2.3	0.9	0.3

Single Game Highs

Statistic	Value	
Points	20	vs UConn 11/27/22
Rebounds	11	vs Nebraska 03/05/22, at Ohio St. 01/23/23
Assists	13	vs Dartmouth 12/21/22
Steals	4	at Minnesota 01/31/21, vs Purdue 03/10/21
Blocks	3	at Wisconsin 02/03/22, at Michigan 02/06/22, vs Illinois St. 03/18/22
FG Made	7	vs Penn St. 02/18/21, vs UConn 11/27/22
FG Attempts	13	vs Indiana 03/06/22
3FG Made	6	vs UConn 11/27/22
3FG Attempts	8	at Ohio St. 01/23/23
FT Made	6	at UNI 11/17/19, at Michigan St. 01/18/23
FT Attempts	9	at UNI 11/17/19

SEASON	TEAM	GP-GS	MIN/AVG	Field Goals FG-FGA FG%	3-Point 3FG-3FGA 3FG%	F-Throws FT-FTA FT%	Rebounds OFF DEF TOT AVG	PF-FO	A	TO	BLK	STL	Scoring PTS AVG
2019-20	Iowa	24-0	202/8.4	21-64 .328	4-22 .182	12-16 .750	13 30 43 1.8	18-0	18	16	3	8	58 2.4
2020-21	Iowa	30-30	922/30.7	78-181 .431	28-79 .354	27-32 .844	44 88 132 4.4	67-2	120	48	9	37	211 7.0
2021-22	Iowa	32-32	961/30.0	86-190 .453	20-70 .286	37-50 .740	39 119 158 4.9	78-3	111	62	23	36	229 7.2
2022-23	Iowa	23-23	635/27.6	55-121 .455	28-64 .438	21-26 .808	19 80 99 4.3	41-1	75	32	8	21	159 6.9
TOTAL		109-85	2721/25.0	240-556 .432	80-235 .340	97-124 .782	115 317 432 4.0	204-6	324	158	43	102	657 6.0



hawkeyesports.com

IOWA BASKETBALL

@IOWAWBB BIOS

28 NCAA Tournaments • 8 Sweet Sixteens • 4 Elite Eights • 1993 NCAA Final Four • 14 Big Ten Titles

Caitlin Clark



Guard • 6-0 • Junior
West Des Moines, Iowa
Dowling Catholic

*For full career highlights, see player page 6, 7. *

- 2022-23 Preseason Wooden Award watch list
- 2022-23 Preseason first team All-Big Ten
- Voted ESPN's Midseason Player of the Year
- Named to Nancy Lieberman's Midseason Top 10
- Named to Wooden Award Late Season Top 20
- 37 career double-doubles
- Named to the USWBA Ann Meyers Drysdale Player of the Year Watch List
- Earned BIG Player of the week on Feb. 6, Jan. 17, Dec. 5, Dec. 12, and earned Co-BIG Player of the Week on Jan. 30 to mark her 17th weekly award, which is the third-most in BIG history. She has garnered weekly honors five times this season which is a conference-best.
- Eclipsed 2,000 career points in her 75th career game, which ties her for the fastest NCAA Division I women's basketball player to do so. (Elena Delle Donne). She is the fourth Hawkeye women's basketball player to score 2,000 points and is the seventh Iowa men's or women's basketball player to score 2,000 points.
- Clark is the second player in Big Ten women's basketball history to have registered more than 2,000 points, 550 assists, 520 rebounds, 110 steals, and 40 blocks in a career.
- Nine career triple-doubles, setting a new Big Ten record for most triple-doubles in a career and ties for second-best in NCAA women's basketball history.
- Leads the country in games with 25+ points, 5+ rebounds, and 5+ assists. She has done that 13 times this year, which is an NCAA Best.
- Has scored 20 or more points in 22 games this season, surpassing Sabrina Ionescu for most career games scoring 20+ points, 5 rebounds, and 5 assists.
- Broke Bramlage Coliseum record by an opponent for most free throw attempts made with 13 against Kansas State.
- Clark has scored 30+ points six times this season and 28 times in her career.
- Has a streak of scoring in double figures an astounding 75 games, which is a NCAA Division I best.
- Clark is the only player in the nation with more than 610 points, 175 rebounds, 175 assists, and 30 steals this season.
- Registered a new season-high season-high 45 points, six boards, and four assists to set a new Carver-Hawkeye Arena record for points in a game, breaking the previous record of 43 set by herself last season. She has scored 40 or more points six times in her career and twice this season.
- Ranks fourth all-time with 645 career assists, and is the 10th Big Ten women's basketball player to do so.
- Ranks 27th all-time in career rebounds with 616.
- Clark has netted a 3-point basket in 42 straight games. She has hit at least one 3-pointer in 83 career games.

2022-23 Game-by-Game

Opponent	Date	GS	MIN	Total		3-Pointers		Free throws		Rebounds		PF	A	TO	BLK	STL	PTS	AVG			
				FG-FGA	PCT	3FG-3FGA	PCT	FT-FTA	PCT	OFF	DEF								TOT	AVG	
Southern U.	11/07/2022	*	20:13	6-10	.600	3-6	.500	5-7	.714	0	9	9	9.0	1	1	4	0	1	20	20.0	
Evansville	11/10/2022	*	21:50	8-12	.667	2-5	.400	8-9	.889	0	5	5	7.0	1	12	3	0	2	26	23.0	
at Drake	11/13/2022	*	42:58	9-28	.321	4-14	.286	6-9	.667	1	4	5	6.3	4	9	4	0	2	28	24.7	
at Kansas St.	11/17/2022	*	35:43	6-17	.353	2-7	.286	13-16	.813	0	10	10	7.3	1	7	3	0	1	27	25.3	
Belmont	11/20/2022	*	30:46	10-18	.556	3-7	.429	10-11	.909	0	3	3	6.4	2	5	1	1	2	33	26.8	
vs Oregon St.	11/25/2022	*	35:23	12-23	.522	2-8	.250	2-3	.667	0	9	9	6.8	3	8	0	2	0	28	27.0	
vs UConn	11/27/2022	*	40:00	9-24	.375	2-11	.182	5-7	.714	0	7	7	6.9	2	6	3	1	2	25	26.7	
NC State	12/01/2022	*	38:51	16-28	.571	5-13	.385	8-8	1.000	0	6	6	6.8	3	4	4	0	1	45	29.0	
at Wisconsin	12/04/2022	*	29:46	8-14	.571	2-5	.400	4-4	1.000	0	10	10	7.1	1	10	5	2	2	22	28.2	
Iowa St.	12/07/2022	*	38:40	7-20	.350	4-9	.444	1-2	.500	1	7	8	7.2	2	8	5	0	5	19	27.3	
Minnesota	12/10/2022	*	35:14	11-26	.423	4-9	.444	6-8	.750	2	8	10	7.5	2	9	3	0	4	32	27.7	
UNI	12/18/2022	*	36:28	6-17	.353	1-7	.143	13-14	.929	0	8	8	7.5	2	7	2	0	3	26	27.6	
Dartmouth	12/21/2022	*	26:00	5-8	.625	2-3	.667	8-9	.889	0	10	10	7.7	0	6	6	0	1	20	27.0	
Purdue	12/29/2022	*	31:10	7-16	.438	4-10	.400	6-9	.667	0	6	6	7.6	4	5	3	0	1	24	26.8	
at Illinois	01/01/2023	*	36:54	11-27	.407	7-14	.500	3-3	1.000	1	4	5	7.4	5	7	5	0	0	32	27.1	
at Michigan	01/07/2023	*	37:25	10-17	.588	2-6	.333	6-7	.857	0	8	8	7.4	0	3	4	1	0	28	27.2	
Northwestern	01/11/2023	*	32:18	6-14	.429	4-8	.500	4-6	.667	0	9	9	7.5	2	14	4	1	1	20	26.8	
Penn St.	01/14/2023	*	28:01	9-15	.600	3-7	.429	6-6	1.000	1	6	7	7.5	3	10	1	0	1	27	26.8	
at Michigan St.	01/18/2023	*	42:49	6-19	.316	2-10	.200	12-14	.857	0	9	9	7.6	2	11	5	2	0	26	26.7	
at Ohio St.	01/23/2023	*	40:00	8-19	.421	3-10	.300	9-10	.900	1	9	10	7.7	1	15	7	2	1	28	26.8	
Nebraska	01/28/2023	*	36:39	9-26	.346	5-12	.417	10-12	.833	1	11	12	7.9	1	9	6	1	3	33	27.1	
Maryland	02/02/2023	*	38:31	13-19	.684	6-11	.545	10-11	.909	0	7	7	7.9	3	8	8	1	2	42	27.8	
at Penn St.	02/05/2023	*	31:35	9-17	.529	2-6	.333	3-3	1.000	3	7	10	8.0	1	14	4	1	2	23	27.6	
Totals			23	787:15	201-434	.463	74-198	.374	158-188	.840	11	172	183	8.0	46	188	90	15	37	634	27.6

Player Averages

Games Played	Minutes/game	Points/game	FG Pct	3FG Pct	FT Pct	Rebounds/game	Assists/game	Turnovers/game	Assist/Turnover ratio	Steals/game	Blocks/game
23	34.2	27.6	46.3	37.4	84.0	8.0	8.2	3.9	2.1	1.6	0.7

Single Game Highs

Statistic	Value	
Points	46	at Michigan 02/06/22
Rebounds	13	vs Western Ill. 12/22/20, at Minnesota 01/20/22
Assists	18	at Penn St. 01/25/22
Steals	5	at Rutgers 02/24/22, vs Iowa St. 12/07/22
Blocks	3	vs Northwestern 03/04/22
FG Made	18	vs Evansville 01/02/22
FG Attempts	29	at Michigan 02/06/22
3FG Made	9	at Maryland 02/23/21
3FG Attempts	16	at Maryland 02/23/21
FT Made	14	at Purdue 01/13/22
FT Attempts	16	at Purdue 01/13/22, at Kansas St. 11/17/22

				Field Goals		3-Point		F-Throws		Rebounds									Scoring	
SEASON	TEAM	GP-GS	MIN/AVG	FG-FGA	FG%	3FG-3FGA	3FG%	FT-FTA	FT%	OFF	DEF	TOT	AVG	PF-FO	A	TO	BLK	STL	PTS	AVG
2020-21	Iowa	30-30	1020/34.0	266-564	.472	116-286	.406	151-176	.858	18	159	177	5.9	69-3	214	144	14	38	799	26.6
2021-22	Iowa	32-32	1147/35.9	286-633	.452	91-274	.332	200-227	.881	14	242	256	8.0	79-0	257	152	20	47	863	27.0
2022-23	Iowa	23-23	787/34.2	201-434	.463	74-198	.374	158-188	.840	11	172	183	8.0	46-1	188	90	15	37	634	27.6
TOTAL		85-85	2955/34.8	753-1631	.462	281-758	.371	509-591	.861	43	573	616	7.2	194-4	659	386	49	122	2296	27.0



hawkeyesports.com

IOWA BASKETBALL

@IOWAWBB BIOS

28 NCAA Tournaments • 8 Sweet Sixteens • 4 Elite Eights • 1993 NCAA Final Four • 14 Big Ten Titles

Jada Gyamfi



Forward • 6-1 • Freshman
Johnston, Iowa.
Johnston

- 2022 Class 5A Iowa State Champion during senior season and was runner-up during junior season at Johnston High School
- Played for All Iowa Attack (2017-2021) under Dickson Jensen, Randy Mauro and Allen Jones, winning three Nike National Championships, two Boo Williams Championships and recorded an undefeated season in 2020

In 2022-23

- Ranked No. 68 by World Exposure Report of top newcomers to watch
- Made first collegiate debut against Dartmouth (Dec. 21)

2022-23 Game-by-Game

Opponent	Date	GS	MIN	Total		3-Pointers		Free throws		Rebounds				PF		A		BLK	STL	PTS	AVG
				FG-FGA	PCT	3FG-3FGA	PCT	FT-FTA	PCT	OFF	DEF	TOT	AVG	P	A	T	O				
Dartmouth	12/21/2022		02:53	1-2	.500	0-1	.000	0-0	.000	1	3	4	4.0	0	1	1	0	0	0	2	2.0
Northwestern	01/11/2023		02:14	0-0	.000	0-0	.000	0-0	.000	1	0	1	2.5	0	1	0	0	0	0	0	1.0
Penn St.	01/14/2023		04:57	0-2	.000	0-2	.000	0-0	.000	0	1	1	2.0	1	1	1	0	1	0	0.7	
at Penn St.	02/05/2023		02:40	0-1	.000	0-0	.000	0-0	.000	0	0	0	1.5	0	0	0	0	0	0	0.5	
Totals		0	12:44	1-5	.200	0-3	.000	0-0	.000	2	4	6	1.5	1	3	2	0	1	2	0.5	

Player Averages

Games Played	Minutes/ game	Points/ game	FG Pct	3FG Pct	FT Pct	Rebounds/ game	Assists/ game	Turnovers/ game	Assist/Turnover ratio	Steals/ game	Blocks/ game
4	3.2	0.5	20.0	0.0	0.0	1.5	0.8	0.5	1.5	0.3	0.0

Single Game Highs

Statistic	Value
Points	2 vs Dartmouth 12/21/22
Rebounds	4 vs Dartmouth 12/21/22
Assists	1 vs Dartmouth 12/21/22, vs Northwestern 01/11/23, vs Penn St. 01/14/23
Steals	1 vs Penn St. 01/14/23
FG Made	1 vs Dartmouth 12/21/22
FG Attempts	2 vs Dartmouth 12/21/22, vs Penn St. 01/14/23
3FG Attempts	2 vs Penn St. 01/14/23

				Field Goals		3-Point		F-Throws		Rebounds									Scoring		
SEASON	TEAM	GP-GS	MIN/AVG	FG-FGA	FG%	3FG-3FGA	3FG%	FT-FTA	FT%	OFF	DEF	TOT	AVG	PF-FO	A	T	O	BLK	STL	PTS	AVG
2022-23	Iowa	4-0	13/3.2	1-5	.200	0-3	.000	0-0	.000	2	4	6	1.5	1-0	3	2	0	1	2	0.5	
TOTAL		4-0	13/3.2	1-5	.200	0-3	.000	0-0	.000	2	4	6	1.5	1-0	3	2	0	1	2	0.5	



hawkeyesports.com

IOWA BASKETBALL

@IOWAWBB BIOS

28 NCAA Tournaments • 8 Sweet Sixteens • 4 Elite Eights • 1993 NCAA Final Four • 14 Big Ten Titles

Gabbie Marshall



Guard • 5-10 • Senior
Cincinnati, Ohio
Mount Notre Dame

- Started 30 games in back-to-back seasons
- Scored in double figures six times and registered three or more assists in 12 games
- Earned Academic All-Big Ten honors and was named to Iowa's Dean's List.

In 2022-23

- Had season-high 10 points against UConn (No. 27)
- Ranks 12th all-time for career 3-pointers made with 155.

2022-23 Game-by-Game

Opponent	Date	GS	MIN	Total		3-Pointers		Free throws		Rebounds				PF	A	TO	BLK	STL	PTS	AVG
				FG-FGA	PCT	3FG-3FGA	PCT	FT-FTA	PCT	OFF	DEF	TOT	AVG							
Southern U.	11/07/2022	*	22:00	3-8	.375	0-5	.000	0-0	.000	0	3	3	3.0	0	1	1	0	0	6	6.0
Evansville	11/10/2022	*	19:31	0-2	.000	0-1	.000	1-2	.500	0	1	1	2.0	2	1	1	0	2	1	3.5
at Drake	11/13/2022	*	40:45	2-9	.222	2-6	.333	0-0	.000	0	2	2	2.0	2	2	0	0	3	6	4.3
at Kansas St.	11/17/2022	*	21:38	2-6	.333	1-4	.250	0-0	.000	0	0	0	1.5	3	1	0	0	0	5	4.5
Belmont	11/20/2022	*	18:55	2-5	.400	1-4	.250	0-0	.000	0	1	1	1.4	1	0	1	0	0	5	4.6
vs Oregon St.	11/25/2022	*	34:06	3-7	.429	1-3	.333	0-0	.000	0	2	2	1.5	2	1	1	1	4	7	5.0
vs UConn	11/27/2022	*	37:21	4-9	.444	2-6	.333	0-0	.000	0	2	2	1.6	0	2	0	0	3	10	5.7
NC State	12/01/2022	*	29:29	0-5	.000	0-3	.000	0-0	.000	0	1	1	1.5	3	1	1	0	4	0	5.0
at Wisconsin	12/04/2022	*	24:05	2-5	.400	0-2	.000	3-4	.750	0	0	0	1.3	1	1	2	0	1	7	5.2
Iowa St.	12/07/2022	*	25:52	1-2	.500	1-2	.500	0-0	.000	0	3	3	1.5	1	0	0	0	0	3	5.0
Minnesota	12/10/2022	*	22:59	0-6	.000	0-6	.000	0-0	.000	0	1	1	1.5	0	1	3	0	1	0	4.5
UNI	12/18/2022	*	35:10	3-7	.429	2-6	.333	0-0	.000	0	2	2	1.5	1	2	0	0	1	8	4.8
Dartmouth	12/21/2022	*	19:51	1-5	.200	0-2	.000	1-2	.500	1	1	2	1.5	0	0	0	1	2	3	4.7
Purdue	12/29/2022	*	27:16	1-4	.250	0-3	.000	2-4	.500	1	1	2	1.6	0	1	2	0	0	4	4.6
at Illinois	01/01/2023	*	32:18	1-3	.333	1-2	.500	0-0	.000	0	1	1	1.5	2	2	0	0	2	3	4.5
at Michigan	01/07/2023	*	30:50	2-5	.400	2-4	.500	0-0	.000	1	1	2	1.6	3	2	2	0	1	6	4.6
Northwestern	01/11/2023	*	19:58	1-3	.333	1-3	.333	0-0	.000	0	1	1	1.5	0	1	1	0	2	3	4.5
Penn St.	01/14/2023	*	22:32	1-4	.250	1-3	.333	0-0	.000	1	1	2	1.6	0	3	1	0	3	3	4.4
at Michigan St.	01/18/2023	*	35:18	2-7	.286	2-6	.333	0-0	.000	0	4	4	1.7	3	0	1	0	1	6	4.5
at Ohio St.	01/23/2023	*	35:08	2-8	.250	1-4	.250	0-0	.000	2	1	3	1.8	1	2	0	0	0	5	4.6
Nebraska	01/28/2023	*	33:53	3-7	.429	1-3	.333	0-0	.000	1	4	5	1.9	3	1	0	0	0	7	4.7
Maryland	02/02/2023	*	23:00	0-2	.000	0-2	.000	0-0	.000	0	0	0	1.8	1	5	1	0	3	0	4.5
at Penn St.	02/05/2023	*	19:15	1-2	.500	1-2	.500	0-2	.000	0	2	2	1.8	3	4	0	0	0	3	4.4
Totals		23	631:10	37-121	.306	20-82	.244	7-14	.500	7	35	42	1.8	32	34	18	2	33	101	4.4

Player Averages

Games Played	Minutes/ game	Points/ game	FG Pct	3FG Pct	FT Pct	Rebounds/ game	Assists/ game	Turnovers/ game	Assist/Turnover ratio	Steals/ game	Blocks/ game
23	27.4	4.4	30.6	24.4	50.0	1.8	1.5	0.8	1.9	1.4	0.1

Single Game Highs

Statistic	Value	
Points	27	vs Rutgers 03/11/21
Rebounds	7	vs Rutgers 03/11/21
Assists	6	vs Illinois 12/31/19, vs Rutgers 12/31/20
Steals	6	vs Western Ill. 12/22/20
Blocks	1	10 times
FG Made	10	vs Rutgers 03/11/21
FG Attempts	15	vs Rutgers 03/11/21
3FG Made	7	vs Rutgers 03/11/21
3FG Attempts	11	vs Rutgers 03/11/21
FT Made	5	at Purdue 01/13/22
FT Attempts	6	at Purdue 01/13/22

				Field Goals		3-Point		F-Throws		Rebounds										Scoring	
SEASON	TEAM	GP-GS	MIN/AVG	FG-FGA	FG%	3FG-3FGA	3FG%	FT-FTA	FT%	OFF	DEF	TOT	AVG	PF-FO	A	TO	BLK	STL	PTS	AVG	
2019-20	Iowa	30-1	492/16.4	49-125	.392	34-91	.374	17-24	.708	5	19	24	0.8	28-0	37	19	1	22	149	5.0	
2020-21	Iowa	30-30	901/30.0	96-212	.453	57-121	.471	24-28	.857	14	48	62	2.1	47-1	58	34	3	57	273	9.1	
2021-22	Iowa	30-30	951/31.7	67-163	.411	44-112	.393	25-33	.758	10	43	53	1.8	42-0	63	32	4	50	203	6.8	
2022-23	Iowa	23-23	631/27.4	37-121	.306	20-82	.244	7-14	.500	7	35	42	1.8	32-0	34	18	2	33	101	4.4	
TOTAL		113-84	2975/26.3	249-621	.401	155-406	.382	73-99	.737	36	145	181	1.6	149-1	192	103	10	162	726	6.4	



IOWA BASKETBALL

@IOWAWBB BIOS

28 NCAA Tournaments • 8 Sweet Sixteens • 4 Elite Eights • 1993 NCAA Final Four • 14 Big Ten Titles

Monika Czinano



Forward • 6-3 • 5th Year
Watertown, Minn.
Watertown-Mayer

For full career highlights, see player page 8.

- 2022-23 Preseason first team All-Big Ten
- Preseason Wooden Award Watch List
- Named to the USWBA Ann Meyers Drysdale Player of the Year Watch List
- Named to Wooden Award Late Season Top 20
- Named to Lisa Leslie Watch List
- Recognized as first Big Ten Player of the Week of the season on Nov. 14 and BIG Honor Roll on Jan. 23
- Eclipsed 2,000 career points; she is the fifth Iowa women's basketball player to do so. She is the 38th Big Ten Conference player to score 2,000 career points since the Big Ten incorporated women's athletics in 1981-82, and is the second Hawkeye in as many games to reach that milestone,
- Has reached double figures 20 times this year, nine times with 21 or more points.
- Broke a school record for single-game field goal percentage, finishing with 22 points (11-11 FG) and seven rebounds against Michigan State (Jan. 18)
- Ranks 18th all-time career rebounds with 687 rebounds.
- 8 career double-doubles
- Ranks 3rd in all-time scoring with 2,185 career points.
- Registered a career-high 8 assists against Michigan (Jan. 7)
- Had a season-high three blocks against Northwestern (Jan. 11)
- Tied career-high of two steals against No. 8 Maryland on Feb. 2.
- Since Jan. 7 through Feb. 6, she has shot 70% from the field, and registered 20 or more points in four of the last six games.

2022-23 Game-by-Game

Opponent	Date	GS	MIN	Total		3-Pointers		Free throws		Rebounds				PF	A	TO	BLK	STL	PTS	AVG
				FG-FGA	PCT	3FG-3FGA	PCT	FT-FTA	PCT	OFF	DEF	TOT	AVG							
Southern U.	11/07/2022	*	20:43	3-4	.750	0-0	.000	4-5	.800	1	3	4	4.0	1	3	3	0	1	10	10.0
Evansville	11/10/2022	*	19:22	10-14	.714	0-0	.000	3-4	.750	3	4	7	5.5	2	0	0	1	1	23	16.5
at Drake	11/13/2022	*	37:13	14-21	.667	0-0	.000	8-14	.571	5	6	11	7.3	0	1	1	1	0	36	23.0
at Kansas St.	11/17/2022	*	31:44	8-11	.727	0-0	.000	2-4	.500	0	3	3	6.3	1	2	0	0	1	18	21.8
Belmont	11/20/2022	*	29:20	4-7	.571	0-0	.000	1-2	.500	1	9	10	7.0	2	2	3	0	0	9	19.2
vs Oregon St.	11/25/2022	*	33:43	7-11	.636	0-0	.000	3-3	1.000	0	7	7	7.0	3	2	4	0	0	17	18.8
vs UConn	11/27/2022	*	35:56	3-7	.429	0-0	.000	2-2	1.000	3	4	7	7.0	2	1	1	0	1	8	17.3
NC State	12/01/2022	*	35:15	2-4	.500	0-0	.000	1-2	.500	2	7	9	7.3	3	0	4	0	1	5	15.8
at Wisconsin	12/04/2022	*	25:21	9-10	.900	0-0	.000	0-1	.000	1	7	8	7.3	4	1	0	0	1	18	16.0
Iowa St.	12/07/2022	*	28:08	6-14	.429	0-0	.000	6-6	1.000	2	8	10	7.6	3	1	0	0	0	18	16.2
Minnesota	12/10/2022	*	24:27	11-17	.647	0-0	.000	0-1	.000	0	5	5	7.4	5	2	1	0	0	22	16.7
UNI	12/18/2022	*	32:57	6-14	.429	0-0	.000	10-11	.909	2	4	6	7.3	4	2	3	0	1	22	17.2
Dartmouth	12/21/2022	*	23:18	10-14	.714	0-1	.000	0-1	.000	1	3	4	7.0	2	1	1	0	1	20	17.4
Purdue	12/29/2022	*	27:08	3-8	.375	0-0	.000	6-8	.750	2	3	5	6.9	1	2	2	1	0	12	17.0
at Illinois	01/01/2023	*	33:08	11-17	.647	0-0	.000	2-3	.667	1	5	6	6.8	3	1	2	0	2	24	17.5
at Michigan	01/07/2023	*	31:13	7-9	.778	0-0	.000	5-5	1.000	1	4	5	6.7	2	8	3	1	1	19	17.6
Northwestern	01/11/2023	*	29:04	6-8	.750	0-0	.000	6-7	.857	0	6	6	6.6	2	3	2	3	0	18	17.6
Penn St.	01/14/2023	*	22:35	7-11	.636	0-0	.000	6-6	1.000	2	3	5	6.6	2	2	0	0	1	20	17.7
at Michigan St.	01/18/2023	*	22:16	11-11	1.000	0-0	.000	0-1	.000	1	6	7	6.6	5	0	4	0	0	22	17.9
at Ohio St.	01/23/2023	*	23:48	11-13	.846	0-0	.000	0-0	.000	1	3	4	6.5	4	1	4	0	1	22	18.2
Nebraska	01/28/2023	*	32:19	7-10	.700	0-0	.000	3-3	1.000	3	4	7	6.5	2	1	5	0	1	17	18.1
Maryland	02/02/2023	*	32:11	14-18	.778	0-0	.000	0-0	.000	1	5	6	6.5	4	1	2	0	2	28	18.5
at Penn St.	02/05/2023	*	22:36	7-10	.700	0-0	.000	0-0	.000	0	4	4	6.3	0	1	3	1	1	14	18.3
Totals		23	653:46	177-263	.673	0-1	.000	68-89	.764	33	113	146	6.3	57	38	48	8	17	422	18.3

Player Averages

Games Played	Minutes/game	Points/game	FG Pct	3FG Pct	FT Pct	Rebounds/game	Assists/game	Turnovers/game	Assist/Turnover ratio	Steals/game	Blocks/game
23	28.4	18.3	67.3	0.0	76.4	6.3	1.7	2.1	0.8	0.7	0.3

Single Game Highs

Statistic	Value
Points	38 vs Purdue 03/10/21
Rebounds	17 at Nebraska 12/28/19
Assists	8 at Michigan 01/07/23
Steals	2 7 times
Blocks	4 vs Western Ill. 12/22/20
FG Made	17 vs Northwestern 01/28/21
FG Attempts	21 at Indiana 03/03/21, at Drake 11/13/22
3FG Attempts	1 vs Dartmouth 12/21/22
FT Made	10 vs UNI 12/18/22
FT Attempts	14 at Drake 11/13/22

				Field Goals		3-Point		F-Throws		Rebounds									Scoring	
SEASON	TEAM	GP-GS	MIN/AVG	FG-FGA	FG%	3FG-3FGA	3FG%	FT-FTA	FT%	OFF	DEF	TOT	AVG	PF-FO	A	TO	BLK	STL	PTS	AVG
2018-19	Iowa	34-0	182/5.3	28-51	.549	0-0	.000	10-20	.500	11	19	30	0.9	27-0	5	13	3	5	66	1.9
2019-20	Iowa	29-28	812/28.0	201-296	.679	0-0	.000	61-86	.709	50	95	145	5.0	83-6	24	54	16	11	463	16.0
2020-21	Iowa	30-30	889/29.6	254-380	.668	0-0	.000	70-103	.680	56	119	175	5.8	92-3	39	61	18	11	578	19.3
2021-22	Iowa	31-31	890/28.7	277-408	.679	0-0	.000	102-121	.843	46	145	191	6.2	90-4	32	39	8	9	656	21.2
2022-23	Iowa	23-23	654/28.4	177-263	.673	0-1	.000	68-89	.764	33	113	146	6.3	57-2	38	48	8	17	422	18.3
TOTAL		147-112	3427/23.3	937-1398	.670	0-1	.000	311-419	.742	196	491	687	4.7	349-15	138	215	53	53	2185	14.9



hawkeyesports.com

IOWA BASKETBALL

@IOWAWBB BIOS

28 NCAA Tournaments • 8 Sweet Sixteens • 4 Elite Eights • 1993 NCAA Final Four • 14 Big Ten Titles

AJ Ediger



Forward • 6-2 • Sophomore
Hudsonville, Mich.
Hamilton

In 2021-22

- Played in 14 games
- Made collegiate debut against New Hampshire (Nov. 9), knocking down two free throws
- Made first NCAA Tournament appearance against Illinois State (March 18)
- Scored a season-high six points at Penn State (Jan. 25) and recorded three rebounds against three opponents

In 2022-23

- Scored a season-high 10 points against Dartmouth and recorded four rebounds (Dec. 21)

2022-23 Game-by-Game

Opponent	Date	GS	MIN	Total		3-Pointers		Free throws		Rebounds				PF				PTS		AVG
				FG-FGA	PCT	3FG-3FGA	PCT	FT-FTA	PCT	OFF	DEF	TOT	AVG	PF	A	TO	BLK	STL	PTS	
Southern U.	11/07/2022		04:46	0-0	.000	0-0	.000	2-2	1.000	1	3	4	4.0	1	1	0	0	0	2	2.0
Evansville	11/10/2022		05:47	1-2	.500	0-0	.000	2-3	.667	0	0	0	2.0	1	0	0	0	0	4	3.0
at Wisconsin	12/04/2022		03:44	0-0	.000	0-0	.000	0-0	.000	0	1	1	1.7	0	1	0	0	1	0	2.0
Minnesota	12/10/2022		02:03	2-2	1.000	0-0	.000	0-0	.000	0	1	1	1.5	0	0	0	0	0	4	2.5
Dartmouth	12/21/2022		08:27	5-7	.714	0-0	.000	0-0	.000	3	1	4	2.0	2	1	0	0	0	10	4.0
Purdue	12/29/2022		04:40	0-2	.000	0-0	.000	0-0	.000	1	1	2	2.0	0	1	0	0	0	0	3.3
at Michigan	01/07/2023		01:38	0-0	.000	0-0	.000	0-0	.000	0	0	0	1.7	0	0	0	0	0	0	2.9
Northwestern	01/11/2023		01:27	0-0	.000	0-0	.000	0-0	.000	0	0	0	1.5	0	0	0	0	0	0	2.5
Penn St.	01/14/2023		03:03	1-2	.500	0-0	.000	0-0	.000	1	0	1	1.4	1	0	0	0	0	2	2.4
at Michigan St.	01/18/2023		01:54	0-0	.000	0-0	.000	0-0	.000	0	0	0	1.3	0	0	0	0	0	0	2.2
at Ohio St.	01/23/2023		01:22	0-0	.000	0-0	.000	0-0	.000	0	1	1	1.3	0	0	0	0	0	0	2.0
Nebraska	01/28/2023		01:15	0-0	.000	0-0	.000	0-0	.000	0	0	0	1.2	0	0	0	0	0	0	1.8
at Penn St.	02/05/2023		04:04	2-3	.667	0-0	.000	1-2	.500	1	0	1	1.2	0	0	0	0	0	5	2.1
Totals			0 44:10	11-18	.611	0-0	.000	5-7	.714	7	8	15	1.2	5	4	0	0	1	27	2.1

Player Averages

Games Played	Minutes/ game	Points/ game	FG Pct	3FG Pct	FT Pct	Rebounds/ game	Assists/ game	Turnovers/ game	Assist/Turnover ratio	Steals/ game	Blocks/ game
13	3.4	2.1	61.1	0.0	71.4	1.2	0.3	0.0	4.0	0.1	0.0

Single Game Highs

Statistic	Value
Points	10 vs Dartmouth 12/21/22
Rebounds	4 vs Southern U. 11/07/22, vs Dartmouth 12/21/22
Assists	2 at Nebraska 01/09/22
Steals	1 at Wisconsin 12/04/22
FG Made	5 vs Dartmouth 12/21/22
FG Attempts	7 vs Dartmouth 12/21/22
3FG Attempts	1 vs Samford 11/11/21, vs Illinois 01/23/22
FT Made	2 vs New Hampshire 11/09/21, vs Southern U. 11/07/22, vs Evansville 11/10/22
FT Attempts	3 vs Evansville 11/10/22

				Field Goals		3-Point		F-Throws		Rebounds								Scoring		
SEASON	TEAM	GP-GS	MIN/AVG	FG-FGA	FG%	3FG-3FGA	3FG%	FT-FTA	FT%	OFF	DEF	TOT	AVG	PF-FO	A	TO	BLK	STL	PTS	AVG
2021-22	Iowa	14-0	51/3.7	9-20	.450	0-2	.000	2-2	1.000	4	11	15	1.1	4-0	3	4	0	0	20	1.4
2022-23	Iowa	13-0	44/3.4	11-18	.611	0-0	.000	5-7	.714	7	8	15	1.2	5-0	4	0	0	1	27	2.1
TOTAL		27-0	95/3.5	20-38	.526	0-2	.000	7-9	.778	11	19	30	1.1	9-0	7	4	0	1	47	1.7



IOWA BASKETBALL

@IOWAWBB BIOS

28 NCAA Tournaments • 8 Sweet Sixteens • 4 Elite Eights • 1993 NCAA Final Four • 14 Big Ten Titles

Sharon Goodman



Center • 6-3 • Junior
Lime Springs, Iowa
Crestwood

- Made debut against Southern U after being out 2021-22 season due to injury.

In 2022-23

- Set a new season-high with four points at Wisconsin (Dec. 4)

2022-23 Game-by-Game

Opponent	Date	GS	MIN	Total		3-Pointers		Free throws		Rebounds				PF	A	TO	BLK	STL	PTS	AVG
				FG-FGA	PCT	3FG-3FGA	PCT	FT-FTA	PCT	OFF	DEF	TOT	AVG							
Southern U.	11/07/2022		05:55	1-2	.500	0-0	.000	1-1	1.000	0	0	0	0.0	1	0	2	0	1	3	3.0
Evansville	11/10/2022		03:13	1-1	1.000	0-0	.000	0-0	.000	0	0	0	0.0	1	0	0	0	2	2.5	
at Wisconsin	12/04/2022		04:51	2-3	.667	0-0	.000	0-0	.000	0	0	0	0.0	0	0	0	0	4	3.0	
Minnesota	12/10/2022		03:00	0-1	.000	0-0	.000	0-0	.000	0	1	1	0.3	0	0	1	0	0	2.3	
Dartmouth	12/21/2022		04:26	0-4	.000	0-0	.000	0-0	.000	0	2	2	0.6	0	0	1	0	0	1.8	
Purdue	12/29/2022		01:25	0-0	.000	0-0	.000	0-0	.000	0	0	0	0.5	1	0	0	0	0	1.5	
Northwestern	01/11/2023		01:32	1-1	1.000	0-0	.000	1-1	1.000	0	0	0	0.4	0	0	0	0	3	1.7	
Penn St.	01/14/2023		06:19	1-3	.333	0-0	.000	0-0	.000	1	1	2	0.6	0	0	1	0	2	1.8	
at Penn St.	02/05/2023		03:38	1-3	.333	0-0	.000	0-0	.000	0	1	1	0.7	0	1	0	0	1	2	1.8
Totals		0	34:19	7-18	.389	0-0	.000	2-2	1.000	1	5	6	0.7	3	1	4	1	2	16	1.8

Player Averages

Games Played	Minutes/ game	Points/ game	FG Pct	3FG Pct	FT Pct	Rebounds/ game	Assists/ game	Turnovers/ game	Assist/Turnover ratio	Steals/ game	Blocks/ game
9	3.8	1.8	38.9	0.0	100.0	0.7	0.1	0.4	0.3	0.2	0.1

Single Game Highs

Statistic	Value	
Points	12	vs Western Ill. 12/22/20
Rebounds	9	vs Western Ill. 12/22/20
Assists	1	4 times
Steals	1	7 times
Blocks	2	4 times
FG Made	4	vs UNI 11/25/20, vs Western Ill. 12/22/20
FG Attempts	9	vs Western Ill. 12/22/20
FT Made	5	vs Purdue 01/18/21
FT Attempts	5	vs Purdue 01/18/21

				Field Goals		3-Point		F-Throws		Rebounds										Scoring	
SEASON	TEAM	GP-GS	MIN/AVG	FG-FGA	FG%	3FG-3FGA	3FG%	FT-FTA	FT%	OFF	DEF	TOT	AVG	PF-FO	A	TO	BLK	STL	PTS	AVG	
2020-21	Iowa	30-0	260/8.7	44-80	.550	0-0	.000	24-29	.828	21	42	63	2.1	47-0	3	15	16	5	112	3.7	
2022-23	Iowa	9-0	34/3.8	7-18	.389	0-0	.000	2-2	1.000	1	5	6	0.7	3-0	1	4	1	2	16	1.8	
TOTAL		39-0	294/7.5	51-98	.520	0-0	.000	26-31	.839	22	47	69	1.8	50-0	4	19	17	7	128	3.3	



hawkeyesports.com

IOWA BASKETBALL

@IOWAWBB BIOS

28 NCAA Tournaments • 8 Sweet Sixteens • 4 Elite Eights • 1993 NCAA Final Four • 14 Big Ten Titles

Addison O'Grady



Forward/Center • 6-4 • Sophomore
Aurora, Colo.
Grandview

In 2021-22

- Earned Big Ten Freshman of the Week honors on Jan. 3 – her first Big Ten Weekly honor
- Recorded first career double-double against Evansville (Jan. 2) with 14 points and 12 rebounds
- Scored season-high points (16) against Wisconsin (Feb. 3), shooting 7-for-9 from the field
- Recorded career-high four blocks vs. Nebraska (March 5)
- Made first NCAA Tournament appearance against Illinois State (March 18) with seven points, two rebounds and a steal
- Named to Iowa's Dean's List

In 2022-23

- Had a season high six points and grabbed four rebounds against Iowa State (Dec. 7)

2022-23 Game-by-Game

Opponent	Date	GS	MIN	Total		3-Pointers		Free throws		Rebounds				PF	A	TO	BLK	STL	PTS	AVG
				FG-FGA	PCT	3FG-3FGA	PCT	FT-FTA	PCT	OFF	DEF	TOT	AVG							
Southern U.	11/07/2022		08:44	1-1	1.000	1-1	1.000	0-0	.000	1	3	4	4.0	0	1	0	0	0	3	3.0
Evansville	11/10/2022		11:38	2-6	.333	0-0	.000	1-2	.500	3	2	5	4.5	0	0	0	2	0	5	4.0
at Drake	11/13/2022		04:48	1-1	1.000	0-0	.000	0-0	.000	1	0	1	3.3	1	1	0	0	0	2	3.3
at Kansas St.	11/17/2022		05:09	1-1	1.000	0-0	.000	0-0	.000	0	0	0	2.5	0	0	1	0	0	2	3.0
Belmont	11/20/2022		09:49	0-1	.000	0-0	.000	0-0	.000	1	2	3	2.6	1	0	0	0	0	0	2.4
vs Oregon St.	11/25/2022		06:17	1-2	.500	0-0	.000	0-0	.000	1	1	2	2.5	0	0	0	0	1	2	2.3
vs UConn	11/27/2022		04:04	0-0	.000	0-0	.000	0-0	.000	0	0	0	2.1	0	0	0	0	0	0	2.0
NC State	12/01/2022		04:57	1-1	1.000	0-0	.000	0-2	.000	0	0	0	1.9	0	0	1	0	0	2	2.0
at Wisconsin	12/04/2022		02:08	0-0	.000	0-0	.000	0-0	.000	0	0	0	1.7	0	0	0	0	0	0	1.8
Iowa St.	12/07/2022		11:52	3-6	.500	0-0	.000	0-0	.000	2	2	4	1.9	1	1	1	1	0	6	2.2
Minnesota	12/10/2022		10:25	1-2	.500	0-0	.000	0-0	.000	0	3	3	2.0	3	0	1	1	0	2	2.2
UNI	12/18/2022		03:56	1-1	1.000	0-0	.000	1-2	.500	1	1	2	2.0	1	0	0	0	0	3	2.3
Dartmouth	12/21/2022		03:49	0-0	.000	0-0	.000	0-0	.000	0	0	0	1.8	0	0	0	0	0	0	2.1
Purdue	12/29/2022		02:16	0-0	.000	0-0	.000	0-0	.000	0	0	0	1.7	0	0	0	0	0	0	1.9
Northwestern	01/11/2023		02:14	1-1	1.000	0-0	.000	0-0	.000	0	0	0	1.6	0	0	0	0	0	2	1.9
Penn St.	01/14/2023		04:11	0-0	.000	0-0	.000	2-2	1.000	0	0	0	1.5	0	0	0	0	0	2	1.9
Nebraska	01/28/2023		02:59	0-1	.000	0-0	.000	0-0	.000	0	2	2	1.5	0	0	1	0	0	0	1.8
at Penn St.	02/05/2023		02:19	2-2	1.000	0-0	.000	0-0	.000	0	0	0	1.4	1	0	0	0	0	4	1.9
Totals		0	101:35	15-26	.577	1-1	1.000	4-8	.500	10	16	26	1.4	8	3	5	4	1	35	1.9

Player Averages

Games Played	Minutes/ game	Points/ game	FG Pct	3FG Pct	FT Pct	Rebounds/ game	Assists/ game	Turnovers/ game	Assist/Turnover ratio	Steals/ game	Blocks/ game
18	5.6	1.9	57.7	100.0	50.0	1.4	0.2	0.3	0.6	0.1	0.2

Single Game Highs

Statistic	Value	
Points	16	at Wisconsin 02/03/22
Rebounds	12	vs Evansville 01/02/22
Assists	2	at Penn St. 01/25/22, vs Michigan 02/27/22
Steals	2	vs Maryland 02/14/22, vs Michigan St. 12/05/21
Blocks	4	vs Nebraska 03/05/22
FG Made	7	at Wisconsin 02/03/22, vs Evansville 01/02/22
FG Attempts	10	vs Evansville 01/02/22
3FG Made	1	vs Southern U. 11/07/22
3FG Attempts	3	vs Southern U. 11/17/21
FT Made	2	7 times
FT Attempts	2	13 times

				Field Goals		3-Point		F-Throws		Rebounds									Scoring	
SEASON	TEAM	GP-GS	MIN/AVG	FG-FGA	FG%	3FG-3FGA	3FG%	FT-FTA	FT%	OFF	DEF	TOT	AVG	PF-FO	A	TO	BLK	STL	PTS	AVG
2021-22	Iowa	32-0	319/10.0	58-109	.532	0-4	.000	15-19	.789	32	48	80	2.5	35-0	11	23	26	8	131	4.1
2022-23	Iowa	18-0	102/5.6	15-26	.577	1-1	1.000	4-8	.500	10	16	26	1.4	8-0	3	5	4	1	35	1.9
TOTAL		50-0	421/8.4	73-135	.541	1-5	.200	19-27	.704	42	64	106	2.1	43-0	14	28	30	9	166	3.3



hawkeyesports.com

IOWA BASKETBALL

@IOWAWBB BIOS

28 NCAA Tournaments • 8 Sweet Sixteens • 4 Elite Eights • 1993 NCAA Final Four • 14 Big Ten Titles

Hannah Stuelke



Forward • 6-2 • Freshman
Cedar Rapids, Iowa.
Washington

- Named Iowa Gatorade Player of the Year and Miss Iowa Basketball as a senior at Washington High School
- Ranked No. 45 recruit nationally by ESPN in 2022
- Played five years on All Iowa Attack under Dickson Jensen, earning the 2019 Boo Williams Invitational Tournament MVP honor and 2019 Nike Nationals All-Tournament team honors and winning the 2021 Nike Nationals Championship

In 2022-23

- Scored a career-high 17 points and grabbed 9 rebounds against Northwestern (Jan. 11).
- Registered her first career double-double with 11 points and a career-high 10 rebounds.
- Had scored in double digits eight times this year.
- Leads all freshman in minutes this year
- Grabbed a career-high 13 rebounds against No. 2 Ohio State (Jan. 23)

2022-23 Game-by-Game

Opponent	Date	GS	MIN	Total		3-Pointers		Free throws		Rebounds				PF	A	TO	BLK	STL	PTS	AVG
				FG-FGA	PCT	3FG-3FGA	PCT	FT-FTA	PCT	OFF	DEF	TOT	AVG							
Southern U.	11/07/2022		14:27	5-7	.714	0-2	.000	0-0	.000	2	4	6	6.0	3	1	3	1	1	10	10.0
Evansville	11/10/2022		13:39	6-7	.857	0-0	.000	2-6	.333	2	6	8	7.0	3	3	2	0	1	14	12.0
at Drake	11/13/2022		16:15	2-6	.333	0-0	.000	1-3	.333	3	2	5	6.3	3	0	0	0	0	5	9.7
at Kansas St.	11/17/2022		12:50	2-3	.667	1-1	1.000	1-1	1.000	0	5	5	6.0	2	1	3	0	1	6	8.8
Belmont	11/20/2022		11:25	2-5	.400	0-1	.000	3-4	.750	2	2	4	5.6	1	0	0	0	0	7	8.4
vs Oregon St.	11/25/2022		05:46	0-3	.000	0-0	.000	0-0	.000	0	0	0	4.7	0	0	0	0	0	0	7.0
vs UConn	11/27/2022		07:46	1-2	.500	0-1	.000	0-0	.000	1	1	2	4.3	1	1	1	0	0	2	6.3
NC State	12/01/2022		08:22	3-4	.750	0-1	.000	1-2	.500	0	0	0	3.8	1	0	3	0	0	7	6.4
at Wisconsin	12/04/2022		12:20	4-5	.800	0-0	.000	2-4	.500	2	2	4	3.8	4	1	1	0	0	10	6.8
Iowa St.	12/07/2022		04:55	0-1	.000	0-0	.000	0-0	.000	0	1	1	3.5	1	0	1	0	1	0	6.1
Minnesota	12/10/2022		09:23	0-1	.000	0-0	.000	3-6	.500	2	2	4	3.5	1	1	0	0	0	3	5.8
UNI	12/18/2022		07:11	2-2	1.000	0-0	.000	0-0	.000	0	0	0	3.3	0	1	0	0	0	4	5.7
Dartmouth	12/21/2022		15:59	1-4	.250	0-0	.000	0-0	.000	0	4	4	3.3	3	1	2	0	0	2	5.4
Purdue	12/29/2022		10:47	5-6	.833	0-0	.000	1-4	.250	4	6	10	3.8	2	0	1	2	0	11	5.8
at Illinois	01/01/2023		09:15	1-3	.333	0-0	.000	2-4	.500	0	0	0	3.5	1	0	0	0	0	4	5.7
at Michigan	01/07/2023		11:38	4-7	.571	0-0	.000	1-1	1.000	0	4	4	3.6	1	0	0	0	1	9	5.9
Northwestern	01/11/2023		14:29	8-11	.727	0-0	.000	1-2	.500	4	5	9	3.9	1	2	0	0	1	17	6.5
Penn St.	01/14/2023		07:15	4-5	.800	0-0	.000	3-6	.500	2	1	3	3.8	4	0	0	0	1	11	6.8
at Michigan St.	01/18/2023		24:36	3-7	.429	0-0	.000	1-2	.500	3	6	9	4.1	0	1	4	0	2	7	6.8
at Ohio St.	01/23/2023		21:47	4-7	.571	0-0	.000	0-0	.000	3	10	13	4.6	2	1	0	0	0	8	6.9
Nebraska	01/28/2023		21:07	4-9	.444	0-0	.000	4-5	.800	2	0	2	4.4	2	0	2	0	0	12	7.1
Maryland	02/02/2023		16:43	5-5	1.000	0-0	.000	3-7	.429	0	0	0	4.2	2	0	1	0	1	13	7.4
at Penn St.	02/05/2023		20:24	4-5	.800	0-0	.000	1-2	.500	0	8	8	4.4	2	1	2	1	0	9	7.4
Totals		0	298:18	70-115	.609	1-6	.167	30-59	.508	32	69	101	4.4	40	15	26	4	10	171	7.4

Player Averages

Games Played	Minutes/ game	Points/ game	FG Pct	3FG Pct	FT Pct	Rebounds/ game	Assists/ game	Turnovers/ game	Assist/Turnover ratio	Steals/ game	Blocks/ game
23	13.0	7.4	60.9	16.7	50.8	4.4	0.7	1.1	0.6	0.4	0.2

Single Game Highs

Statistic	Value	
Points	17	vs Northwestern 01/11/23
Rebounds	13	at Ohio St. 01/23/23
Assists	3	vs Evansville 11/10/22
Steals	2	at Michigan St. 01/18/23
Blocks	2	vs Purdue 12/29/22
FG Made	8	vs Northwestern 01/11/23
FG Attempts	11	vs Northwestern 01/11/23
3FG Made	1	at Kansas St. 11/17/22
3FG Attempts	2	vs Southern U. 11/07/22
FT Made	4	vs Nebraska 01/28/23
FT Attempts	7	vs Maryland 02/02/23

				Field Goals		3-Point		F-Throws		Rebounds				Scoring						
SEASON	TEAM	GP-GS	MIN/AVG	FG-FGA	FG%	3FG-3FGA	3FG%	FT-FTA	FT%	OFF	DEF	TOT	AVG	PF-FO	A	TO	BLK	STL	PTS	AVG
2022-23	Iowa	23-0	298/13.0	70-115	.609	1-6	.167	30-59	.508	32	69	101	4.4	40-0	15	26	4	10	171	7.4
TOTAL		23-0	298/13.0	70-115	.609	1-6	.167	30-59	.508	32	69	101	4.4	40-0	15	26	4	10	171	7.4

