



IOWA HAWKEYES

BASEBALL

MEDIA CONTACT: SAM BASLER | 515-494-4993 | samuel-basler@hawkeyesports.com

ESTABLISHED 1890 | 8 BIG TEN CHAMPIONSHIPS | 5 NCAA REGIONAL APPEARANCES | 1 COLLEGE WORLD SERIES APPEARANCE | 32 ALL-AMERICANS

Date	Opponent	Time
2/17	& vs. Indiana State	2 p.m.
2/18	& vs. Quinnipiac	10 a.m.
2/19	& vs. Quinnipiac	9 a.m.
2/24	% vs. Sam Houston State	4 p.m.
2/25	% vs. LSU	Noon
2/26	% vs. Kansas State	Noon
2/28	Coe	4:05 p.m.
3/3	\$ vs. Southern University	Noon
3/4	\$ vs. South Alabama	6:30 p.m.
3/5	\$ vs. Pepperdine	11:00 a.m.
3/10	at Texas Tech	6:30 p.m.
3/11	at Texas Tech	2:00 p.m.
3/12	at Texas Tech	1:00 p.m.
3/15	St. Thomas	2:05 p.m.
3/17	South Dakota State	4:05 p.m.
3/18	South Dakota State	2:05 p.m.
3/19	South Dakota State	1:05 p.m.
3/21	Grand View	4:00 p.m.
3/24	Western Michigan	4:05 p.m.
3/25	Western Michigan	2:05 p.m.
3/26	Western Michigan	1:05 p.m.
3/28	at Illinois State	5 p.m.
3/31	* Maryland	4:05 p.m.
4/1	* Maryland	2:05 p.m.
4/2	* Maryland	1:05 p.m.
4/5	at Bradley	6 p.m.
4/7	* at Indiana	5 p.m.
4/8	* at Indiana	1 p.m.
4/9	* at Indiana	1 p.m.
4/12	Milwaukee	4:05 p.m.
4/14	* at Minnesota	6 p.m.
4/15	* at Minnesota	2 p.m.
4/16	* at Minnesota	1 p.m.
4/18	at UIC	6 p.m.
4/19	Bradley	6:05 p.m.
4/21	* Nebraska	6:05 p.m.
4/22	* Nebraska	2:05 p.m.
4/23	* Nebraska	1:05 p.m.
4/25	Upper Iowa	4 p.m.
4/28	* at Penn State	7 p.m.
4/29	* at Penn State	7 p.m.
4/30	* at Penn State	2 p.m.
5/2	Illinois State	6:05 p.m.
5/5	* Ohio State	6:05 p.m.
5/6	* Ohio State	2:05 p.m.
5/7	* Ohio State	1:05 p.m.
5/12	* Michigan State	6:05 p.m.
5/13	* Michigan State	2:05 p.m.
5/14	* Michigan State	1:05 p.m.
5/16	UIC	6:05 p.m.
5/18	* at Northwestern	4 p.m.
5/19	* at Northwestern	4 p.m.
5/20	* at Northwestern	1 p.m.
5/23-29	! at Big Ten Tournament	TBA
6/2-4	NCAA Regionals	TBA

& Snowbird NCAA Baseball Classic (Port Charlotte, FL) | % Karcher Round Rock Classic (Round Rock, TX) | \$ South Alabama Invitational (Mobile, Alabama) | * Big Ten Conference contest | ! Played in Omaha, Neb. | All times Central and subject to change



IOWA HAWKEYES

HEAD COACH | RICK HELLER (10TH SEASON) | CAREER RECORD: 966-740-4



INDIANA STATE SYCAMORES

HEAD COACH | MITCH HANNAHS (10TH SEASON) | CAREER RECORD: 266-182-1



QUINNIPIAC BOBCATS

HEAD COACH | JOHN DELANEY (9TH SEASON) | CAREER RECORD: 149-214-0

LEADING OFF

- Iowa finished the 2022 season with a 36-19 overall record -- the eighth most wins in a single season in program history. The Hawkeyes won 20 of 27, 23 of 32 and 30 of 42 games from March 13 to the end of the season, which included a season-best seven game winning streak from April 12-23.
- Iowa finished 17-7 in the Big Ten to tie for second in the regular season standings, the highest finish since 2015. The Hawkeyes won six straight series and eight of their last nine to close out the regular season, including four on the road. The 17 wins are the most in a non-COVID season since 2015 (19 wins).
- The Hawkeyes qualified for the Big Ten Tournament for the seventh time under head coach Rick Heller. Iowa is one of three teams (Iowa, Indiana, Michigan) to qualify for every Big Ten Tournament since 2014.
- Iowa won 30 or more games for the seventh time under Heller.

WINNING BASEBALL

- The Hawkeyes have posted nine consecutive winning seasons under head coach Rick Heller. For perspective, the program had just two winning seasons from 1997-2013 and five from 1990-2013.
- Since Heller took over the program in 2014, only three schools -- Iowa, Indiana and Michigan -- have qualified for the Big Ten Tournament each season it has been contested. (There was no tournament in 2020 or 2021 because of COVID.)

PRESEASON HONORS

- A pair of Hawkeye sophomores received preseason All-America honors. RHP Brody Brecht was named third team All-America by Baseball America and two-way player Keaton Anthony was named second team All-America by the National Collegiate Baseball Writers Association.
- Junior pitcher Ty Langenberg was named Big Ten Preseason Pitcher of the Year by both Perfect Game and D1Baseball.
- Langenberg and Anthony were named to the preseason All-Big Ten team by Perfect Game.
- Freshmen Cade Obermueller, Gable Mitchell and Aaron Savary were named impact freshmen by D1Baseball.

PITCHING PROBABLES (2022 STATS)

GAME 1	GAME 2	GAME 3
Iowa: RHP Ty Langenberg (7-2, 3.71 ERA)	Iowa: TBD (TBD)	Iowa: TBD (TBD)
ISU: RHP Matt Jachec (9-2, 2.88 ERA)	Quinnipiac: TBD (TBD)	Quinnipiac: TBD (TBD)

MULTIMEDIA GAME INFORMATION

LIVE STREAMING/TV	RADIO	LIVE STATISTICS
FloBaseball (\$)	Hawkeye Radio Network/ The Varsity Network John Leo (play-by-play)	hawkeyesports.com





**HEAD COACH RICK HELLER
10TH SEASON**

OVERALL RECORD

- 966-750-4 (37th season)
- At Iowa: 276-175-0 (10th season)
- Signed a contract extension in 2021, keeping him in Iowa City through June, 2026
- Coaches third base on game days

COACHING EXPERIENCE

- University of Iowa | 2014-present
- Indiana State | 2010-13
- Northern Iowa | 2000-09
- Upper Iowa | 1988-1999

EDUCATION

Upper Iowa, 1986

IOWA COACHING HIGHLIGHTS

- Two NCAA Regional appearances in three seasons (2015, 2017)
- Led Iowa to first NCAA Tournament victory since 1972
- 2017 Big Ten Tournament champions -- first in school history
- Led USA Team to a silver medal at the 2017 World University Games -- USA's first medal in Universiade history
- Seven 30-win seasons in nine years... 276 victories in nine years
- Coached 11 All-Americans, one Big Ten Player of the Year, two Big Ten Pitchers of the Year, one Big Ten Freshman of the Year and at least one first-team All-Big selection in seven seasons.
- Coached 27 Major League Baseball Draft picks (30 players that have gone on to play professional baseball) in nine seasons

HELLER'S YEAR-BY-YEAR RECORD

Year	School	Record	Pct.	2007	No. Iowa	23-28	.450
1988	Upper IA	7-30	.189	2008	No. Iowa	30-24	.556
1989	Upper IA	10-23	.303	2009	No. Iowa	23-26	.469
1990	Upper IA	19-17	.527	2010	Ind. State	35-19	.648
1991	Upper IA	22-13	.629	2011	Ind. State	29-28	.509
1992	Upper IA	23-16	.590	2012	Ind. State	41-19	.683
1993	Upper IA	21-15-1	.581	2013	Ind. State	26-25	.510
1994	Upper IA	21-18-1	.538	2014	Iowa	30-23	.566
1995	Upper IA	31-13	.705	2015	Iowa	41-18	.695
1996	Upper IA	37-14	.725	2016	Iowa	30-26	.536
1997	Upper IA	30-14	.682	2017	Iowa	39-22	.639
1998	Upper IA	38-8	.826	2018	Iowa	33-20	.623
1999	Upper IA	30-15-1	.663	2019	Iowa	31-24	.564
2000	No. Iowa	23-33	.411	2020	Iowa	10-5	.667
2001	No. Iowa	35-28	.556	2021	Iowa	26-18	.591
2002	No. Iowa	30-25-1	.545	2022	Iowa	36-19	.655
2003	No. Iowa	27-28	.491	2023	Iowa	0-0	--
2004	No. Iowa	25-31	.446				
2005	No. Iowa	26-28	.481	Totals	966-750-4		
2006	No. Iowa	28-27	.509				

ABOUT HEAD COACH RICK HELLER

Rick Heller has turned the University of Iowa baseball program into a perennial Big Ten Conference and NCAA contender in his first seven seasons as the Hawkeyes' head coach.

Heller has injected new life into the Iowa program, leading the Hawkeyes to the 276 victories -- an average of 30.5 wins per season -- advancing to two NCAA Regionals, and claiming the first Big Ten Tournament title in program history. The 2017 title was Iowa's first since winning the regular season crown in 1990.

The Eldon, Iowa, native became the 20th head coach in program history in 2013 -- his fourth stop as a collegiate head coach. He has enjoyed stints at Iowa (2014-present), Indiana State (2009-13), Northern Iowa (1999-2009), and Upper Iowa (1987-99), leading all four schools to NCAA postseason play. He is one of nine coaches all-time and one of five active coaches to lead three different Division I programs to NCAA Regional play.

In 36 seasons as a head coach, Heller owns a career record of 966-750-4. He is one of two Iowa head coaches to lead the program to the NCAA Tournament.

At Iowa

Under Heller's watch, Iowa has advanced to the postseason in seven consecutive years for the first time in program history, he has coached nine All-Americans and at least one first-team All-Big Ten selection in eight of his nine full seasons. Heller has coached one Big Ten Player of the Year (Jake Adams), two Big Ten Pitchers of the Year (Trenton Wallace -- the first in school history -- and Adam Mazur), one Big Ten Freshman of the Year (Keaton Anthony) and Iowa has had 27 Major League Baseball Draft picks in nine seasons (29 have gone on to professional baseball).

Heller has also given the Hawkeyes an international flavor, taking the team to the Dominican Republic in 2016 and Taipei, Taiwan, as the United States representative at the 2017 World University Games. Heller led USA to a silver medal, as the team became the first American squad to medal in Universiade history.



MARTY SUTHERLAND

- Associate Head Coach
- Recruiting Coordinator
- 10th Season
- Alma Mater: Northern Iowa, 2002



SEAN MCGRATH

- Assistant Coach
- Pitching Coach
- 1st Season
- Alma Mater: Lafayette, 2012



MITCHELL BOE

- Volunteer Assistant Coach
- First Base Coach
- 1st Season
- Alma Mater: Iowa, 2019



NIC UNGS

- Director, Baseball Operations
- 6th Season
- Alma Mater: Northern Iowa, 2001



RYAN COLEGATE

- Director, Player Development
- 1st Season
- Alma Mater: Ohio Dominican, 2015

USA team went 5-2 during the two-week stretch, before falling to Japan in the gold medal game. The Americans posted victories over Mexico, Russia, Korea, and two games against the Czech Republic. Junior Cole McDonald tossed a nine-inning no-hitter in game one against the Czechs -- the first by a Hawkeye since 1965.

During Heller's second season, Heller guided Iowa to an at-large berth into NCAA Regional play in 2015 -- a first for the program since 1990 -- and the team posted the school's first NCAA Tournament win since 1972. The Hawkeyes were the runners-up at the 2016 Big Ten Tournament before claiming the program's first tournament title in 2017 to lock up the school's second NCAA Regional appearance in three seasons.

Iowa made just three NCAA Tournament appearances in its history prior to Heller's arrival.



THIS WEEK

The University of Iowa baseball team opens the 2023 season at the Snowbird Baseball NCAA Classic in Port Charlotte, Florida, from Feb. 17-19. The Hawkeyes will face Indiana State in their season opener on Friday at 2 p.m. (CT) at CoolToday Park before squaring off against Quinnipiac at 10 a.m. Saturday and 9 a.m. Sunday at Centennial Park.

• Tickets are available for \$20 per day, including parking for Cool Today Park, and \$12 per day at Centennial Park.

WATCH/LISTEN LIVE

- All three games will be video streamed via FloBaseball (\$).
- All three games will be broadcast on the Hawkeye Radio Network with John Leo on the call. Fans can access the stream free by downloading The Varsity Network.
- Live stats will be available on hawkeyesports.com and live updates will be available on Twitter (@UIBaseball).

SCOUTING INDIANA STATE

- The Sycamores went 26-22-1 overall during the 2022 season, which included a 10-10-1 record in the Missouri Valley Conference.
- Indiana State is selected to finish fourth in the MVC by D1Baseball.com.
- Shortstop Randal Diaz was ranked 28th in the country at his position, while RHP Matt Jachec is ranked 66th among starting pitchers per D1Baseball.com.
- Jachec was also selected as a preseason CBN Third Team All-American.
- Jachec and catcher Grant Magill were named to the 2023 Missouri Valley preseason all-conference team.

SCOUTING QUINNIPAC

- The Bobcats went 15-33 overall during the 2022 season, which included an 8-15 record in the Metro Atlantic Athletic Conference
- Quinnipiac finished last season with an RPI of 257.
- The Bobcats return their second leading hitter from a season ago in outfielder Anthony Donofrio, who hit .343 in 178 at-bats with seven home runs and 25 RBIs. Donofrio was an All-MAAC Second Team selection.

SERIES RECORDS

- Iowa is 1-1 all-time against Indiana State. The Hawkeyes won the first matchup in 1981, 6-3, while the Sycamores took the most recent matchup, 11-3, in 2016.
- This will be the first ever meeting between Iowa and Quinnipiac.

ROSTER BREAKDOWN

- Iowa's 39-man roster features one graduate transfer, one senior, 17 juniors, nine sophomores, two redshirt freshman and nine freshmen.
- The Hawkeyes have 17 newcomers (eight trans-

fers), including Division I transfers in Zach Voelker (Long Beach State), and Brennen Dorighi (Wofford).

- The Hawkeye roster is made up of student-athletes from 11 states and Canada -- Iowa (23), California (2), Georgia (2), Illinois (2), Minnesota (2), Wisconsin (2), Arizona (1), Missouri (1), Montana (1), Ohio (1), Washington (1), Canada (1).
- Iowa has two sets of college teammates and four sets of high school teammates -- Kyle Huckstorf and Ben DeTaeye (Iowa Western CC); Luke Llewellyn, Casey Day and Cade Moss (Kirkwood CC); Gable Mitchell and Cade Obermueller (Iowa City High); Luke Llewellyn, Ty Langenberg and Gehrig Christensen (Urbandale); Cade Moss and Ben Wilmes (Johnston); Jack Young and Will Christophersen (Pleasant Valley).

IMPACT TRANSFERS

The Hawkeyes added two Division I transfers to their 2023 roster.

- Redshirt sophomore RHP Zach Voelker joins the Hawkeyes after a stint at Long Beach State where he had a 4-4 record in 14 appearances (seven starts) with a 6.05 ERA and 32 strikeouts.
- Voelker was a Cape Cod League All-Star in 2022 playing for the Hyannis Harbor Hawks. He went 2-2 with a 1.97 ERA in 11 games (three starts) with 23 strikeouts.
- Graduate student Brennen Dorighi joins Iowa after hitting .339 with 65 hits, nine home runs, 39 runs, and 53 RBIs at Wofford on his way to being named a first-team All-Southern Conference selection.
- Dorighi started 81 games in his four years for the Terriers hitting .318 with 101 hits, 13 home runs, and 85 RBIs.

FRESHMAN DISTINCTION

Two Hawkeyes -- Keaton Anthony and Brody Brecht -- garnered Freshman All-America honors in 2022. It was the first time since 2017 that multiple Iowa newcomers garnered freshman All-America distinction.

- Both players were honored by Collegiate Baseball. Anthony earned an additional honor from the NCBWA and D1Baseball.com, while Brecht was honored by Perfect Game.

MCGRATH AND BOE JOIN STAFF

The Hawkeyes welcomed two new coaches to the staff after Robin Lund and David Pearson left to take roles with the Detroit Tigers and Los Angeles Dodgers, respectively.

- Sean McGrath joined the Hawkeyes after three seasons coaching in the Mariners' minor league system. In 2022, he served as the pitching coach for the Seattle Mariners Double-A affiliate -- the Arkansas Travelers.
- Under McGrath, The Travers put together an ERA of 4.27, ranking second in the Texas League. The staff led the league in three categories: totaling 11 shutouts, a 1.30 WHIP and a .229 batting average against.

TEAM COMPARISON

Below is a look at how Iowa stacks up against this week's opponent in overall statistics. (2022 Stats).

	IOWA	ISU	QU
Overall Record	36-19	26-22-1	15-33
Home/Away	16-7/12-7	13-7-1/6-10	7-7/6-24
Neutral	8-5	7-5	2-2
Conference Record	17-7	10-10-1	8-15
vs. Top 25	3-2	0-2	0-3
Last 10 games	7-3	3-6-1	2-8
<hr/>			
Batting Avg.	.277	.300	.277
Runs	358	321	313
Hits	526	517	465
2B-3B-HR	103-9-50	105-12-45	96-8-57
RBIs	322	296	272
<hr/>			
ERA	3.72	5.27	7.55
Innings	489.1	432	410.1
Hits	374	440	530
Runs-Earned	246-202	296-253	430-344
BB-K	255-609	181-428	247-379
<hr/>			
Fielding Pct.	.974	.973	.947
Errors	51	48	93
Double Plays	28	28	32

2022 FINAL B1G STANDINGS

Team	B1G	Pct.	Overall	Pct.
Maryland	18-5	.783	48-14	.774
Rutgers	17-7	.708	44-15	.746
Iowa	17-7	.708	36-19	.655
Illinois	17-7	.708	31-22	.585
Michigan	12-12	.500	34-28	.548
Penn State	11-13	.458	26-29	.473
Purdue	9-12	.429	29-21	.580
Northwestern	10-14	.417	24-27	.471
Indiana	10-14	.417	27-32	.458
Nebraska	10-14	.417	23-30	.434
Ohio State	8-14	.364	21-30	.412

2023 Preseason Polls

D1Baseball	NCBWA	BASEBALL AMERICA
1. LSU	1. LSU	1. LSU
2. Tennessee	2. Tennessee	2. Tennessee
3. Stanford	3. Stanford	3. Florida
4. Ole Miss	4. Florida	4. Stanford
5. Texas A&M	5. Texas A&M	5. Louisville
6. Wake Forest	6. Arkansas	6. Vanderbilt
7. Florida	7. Ole Miss	7. Texas A&M
8. Arkansas	8. Wake Forest	8. Miami
9. Oklahoma State	9. Vanderbilt	9. Wake Forest
10. Vanderbilt	10. Louisville	10. Ole Miss
11. East Carolina	11. Oklahoma State	11. Arkansas
12. North Carolina	12. East Carolina	12. UCLA
13. Maryland	13. North Carolina	13. Virginia Tech
14. Virginia Tech	14. UCLA	14. TCU
15. TCU	15. Maryland	15. Oklahoma State
16. Louisville	16. TCU	16. Maryland
17. UCLA	17. Miami	17. North Carolina
18. Southern Miss	18. Virginia Tech	18. Oregon State
19. Virginia	19. Virginia	19. Virginia
20. Alabama	20. Southern Miss	20. Oregon
21. NC State	21. Oregon	21. Southern Miss
22. Miami	22. Texas Tech	22. Auburn
23. South Carolina	23. Oregon State	23. Texas Tech
24. Texas Tech	24. NC State	24. East Carolina
25. Oregon	25. Alabama	25. NC State



UNIVERSITY QUICK FACTS

Location: _____ Iowa City, Iowa
Enrollment: _____ 30,488
Founded: _____ 1847
Nickname: _____ Hawkeyes
Colors _____ Black and Gold
Conference: _____ Big Ten
National Affiliation _____ NCAA, Division I
President: _____ Barbara J. Wilson
Director of Athletics: _____ Gary A. Barta
Baseball Office _____ 232 Carver-Hawkeye Arena
_____ Iowa City, Iowa 52242
_____ (319) 335-9389

BASEBALL INFORMATION

Head Coach _____ Rick Heller/10th season
Alma Mater/Year _____ Upper Iowa/1986
Associate Head Coach/RC _____ Marty Sutherland/10th season
Alma Mater/Year _____ Northern Iowa/2002
Assistant Coach/Year _____ Sean McGrath/1st Season
Alma Mater/Year _____ Lafayette/2012
Volunteer Assistant (Hitting) _____ Mitchell Boe/1st season
Alma Mater/Year _____ Iowa/2019
Director, Baseball Operations _____ Nic Ungs/6th Season
Alma Mater/Year _____ Northern Iowa/2001
Director, Player Development _____ Ryan Colegate/1st Season
Alma Mater/Year _____ Ohio Dominican/2015

2022 TEAM INFORMATION

2022 Record _____ 36-19
Home _____ 16-7
Away _____ 12-6
Neutral _____ 8-6
Big Ten Record/Finish _____ 17-7/t-2nd

2023 OUTLOOK

Letterwinners Returning/Lost _____ 24/11
Starters Returning/Lost _____ 4+DH/4
Pitchers Returning/Lost _____ 10/8
Newcomers _____ 18

STADIUM INFORMATION

Home Facility _____ Duane Banks Field
Capacity _____ 3,000
Opened _____ 1974
Dimensions _____ 329-373-395-373-329
Surface _____ AstroTurf
Record _____ 624-380-2

MEDIA INFORMATION

Assistant SID/Baseball Contact _____ Sam Basler
Email _____ samuel-basler@hawkeyesports.com
Cell Phone _____ (515) 494-4993
Secondary Contact _____ Sydney Weber
Email _____ sydney-j-weber@uiowa.edu
Cell Phone _____ (563) 513-6115
Athletic Communications Phone _____ (319) 335-9411
Athletic Communications Fax _____ (319) 335-9417
Press Box Phone _____ (319) 335-9520
Website _____ hawkeyesports.com
Twitter _____ @UIBaseball
Facebook: _____ facebook.com/iowabaseball
Instagram: _____ UIBaseball

• Mitch Boe -- who played for the Hawkeyes from 2016-2019 -- joined the staff after spending the last two seasons as an assistant coach for Valparaiso. Boe served as the team's infield and baserunning instructor while also coaching third base.

• The Naperville, Illinois, native appeared in 193 career games, tied for the ninth-most all-time at Iowa. In 2019 the team captain was named Iowa's recipient of the Big Ten Sportsmanship Award. Boe tallied 144 hits, 28 doubles, 72 RBIs and 21 stolen bases during his Hawkeye career.

4 ALL-REGION SELECTIONS IN 2022

Four Hawkeyes earned ABCA/Rawlings All-Midwest Region honors for the 2022 season.

• Adam Mazur was a first-team all-region honoree, while Peyton Williams, Keaton Anthony and Ben Beutel all earned second-team honors.

5 HAWKEYES MOVE ON TO MLB

The Hawkeyes had four players selected in the 2022 Major League Draft -- the most for the program since 2018. Iowa also had a fifth player sign as an undrafted free agent.

• Iowa's three top 10 round picks are the most in a single draft in program history.

• Adam Mazur became Iowa's highest draft pick since 1990 when he was selected with the 53rd pick in the second round by the San Diego Padres. He was the highest picked Hawkeye since Tim Costo in 1990.

• Peyton Williams was chosen in the seventh round (218th pick) by the Toronto Blue Jays.

• Dylan Nedved was picked in the ninth round (270th pick) by the San Diego Padres.

• Duncan Davitt was selected in the 18th round (554th pick) by the Tampa Bay Rays.

• Ben Beutel signed as an undrafted free agent with the Chicago White Sox.

BIG HONORS

• Keaton Anthony earned Big Ten Freshman of the Year, second-team All-Big Ten and Big Ten All-Freshman Team honors. Anthony is the program's second Big Ten Freshman of the Year, joining C.J. Thieleke in 1994.

• Brody Brecht joined Anthony on the Big Ten All-Freshman Team. They were Iowa's first honorees since 2011.

OF NOTE

• Twenty-two of Iowa's 55 games in 2022 were decided by two runs or fewer. The Hawkeyes went 13-9 in such contests.

• Head coach Rick Heller won his 250th game as Iowa's head coach in the Hawkeyes' 6-5 victory over St. Thomas on March 21 and his 950th game on April 17 against Minnesota. Heller is third all-time on the program's career wins list.

• Iowa scored 10 or more runs in 12 games last season. The Hawkeyes had 22 games with 10 or more hits with 16 coming from April 9 through the end of the season.

• Iowa's pitching staff allowed three runs or fewer in 32 of its 55 games and five or fewer hits in 23 contests. The Hawkeyes had five shutouts to lead the Big Ten.

• The Hawkeyes played errorless baseball in 21 games last season. Iowa went 20-1 in such contests. The team didn't

commit an error in a stretch of five games from April 16-23.

• Head coach Rick Heller is 32-33 against ranked opponents during his Hawkeye tenure. Iowa has posted at least one win over a ranked foe in each of the last eight seasons.

• The Hawkeyes were picked to finish third in the Big Ten and are a projected regional team by D1Baseball.com.

THE NORM -- 3-0

The Hawkeyes posted their 30th victory of the season in the 12-2 victory at Michigan State on May 14. It was the seventh time in the Rick Heller era that the program has won 30 or more games. Iowa has had 30 or more wins in each of the "non-COVID" seasons under Heller (2020 and 2021 were altered because of the pandemic).

MR. DOUBLE

Redshirt freshman Keaton Anthony finished fourth in the Big Ten with 22 doubles, which ranked 34th nationally. The doubles total are the second-most in a single season in program history, trailing only John Knapp's 24 doubles in 1986.

LUCKY NO. 13

The Hawkeyes earned a program-record 13 Big Ten weekly honors during the 2022 season. Seven different players accounted for the 13 honors with redshirt freshman Keaton Anthony earning a record six Big Ten Freshman of the Week honors.

RANKED OPPONENTS; RANKED WINS

Iowa went 3-2 against ranked foes last season, going 1-1 against No. 12 Texas Tech on March 20 in Iowa City and 2-1 at No. 8 Rutgers on April 22-24.

• The team's road win over the Scarlet Knights was its first over a top 10 ranked team since 2018 (No. 7 Michigan) and its first road series win over a ranked foe since 2019 (No. 19 Oklahoma State).

• Head coach Rick Heller has defeated at least one ranked foe in each season as Iowa's head coach.

OUR GEORGIA PEACH

Redshirt freshman Keaton Anthony had a breakout season in his first season of collegiate baseball. The outfielder, who was honored a school record six times as the Big Ten Freshman of the Week, hit .361 (73-of-202) with 22 doubles, 14 home runs, 55 RBIs and 46 runs scored en route to Freshman All-America, Big Ten Freshman of the Year and second-team All-Big Ten and all-region honors.

• The Georgia native hit safely in 44 games and reached safely in 50 contests this season. He had a team-best 22 multi-hit games.

• Anthony ranked in the top 10 in five Big Ten categories, sitting third in slugging (.678) and OPS (1.183), tied for fourth in doubles (22), sixth in batting average (.361) and 10th in OBP (.455).

• In league games, Anthony tied for fourth in home runs (10), fifth in slugging (.768), tied for sixth in RBIs (30) and seventh in OPS (1.193).

• Twelve of Anthony's 14 home runs came in his final 25 games. He hit a three-run blast in Iowa's 16-2 road win at Milwaukee on April 12, hit a two-run homer in the series opener against Minnesota (4/15) and homered in back-to-



2022 WEEKEND STATS

SERIES	BATTING										PITCHING					FIELDING			
	W-L	AVG	R	H	2B	3B	HR	RBI	BB-SO	SB-A	ERA	IP	H	R-ER	BB-SO	BAA	PO-A	E	FLD%
at Swig & Swine	3-0	.327	26	36	9	0	4	24	18-34	3-6	1.00	27.0	6	3-3	14-46	.069	81-13	1	.989
at Kleberg Bank	1-2	.208	11	21	6	1	2	9	8-26	2-3	3.62	27.1	16	11-11	14-38	.168	82-25	3	.973
at Frisco Classic	1-2	.277	13	28	7	1	2	12	7-34	1-3	4.50	26.0	26	18-13	13-26	.268	78-33	4	.965
at UC Irvine	1-2	.295	19	33	10	2	0	18	11-30	1-2	5.76	25.0	22	19-16	15-27	.234	75-17	5	.948
Texas Tech	1-1	.210	9	13	2	0	1	9	8-23	3-4	5.50	18.0	12	14-11	10-32	.176	54-9	3	.955
Central Michigan	2-1	.229	12	22	2	0	2	12	14-40	3-3	4.00	27.0	18	16-12	25-35	.188	81-28	5	.956
at Michigan	2-1	.291	18	32	8	1	2	16	14-27	1-2	2.42	26.0	15	7-7	10-32	.163	78-22	1	.990
Illinois	1-2	.227	14	25	5	0	5	14	14-29	0-1	3.48	31.0	22	18-12	22-41	.200	93-21	3	.974
Minnesota	3-0	.296	20	29	4	0	2	18	11-28	1-2	1.67	27.0	20	7-5	8-32	.211	81-30	3	.974
at Rutgers	2-1	.280	20	30	3	1	2	17	18-31	3-4	4.15	26.0	23	13-12	5-26	.228	78-28	1	.991
at Nebraska	2-1	.208	7	20	2	0	4	7	5-27	2-2	3.60	25.0	19	15-10	13-23	.216	75-27	2	.981
Purdue	2-1	.291	20	30	5	0	2	18	11-25	0-0	4.00	27.0	23	13-12	6-27	.225	81-22	4	.963
at Michigan State	2-1	.324	25	35	7	0	4	25	16-15	1-3	2.77	26.0	23	13-8	9-27	.237	78-29	4	.964
Indiana	3-0	.348	44	40	6	0	8	38	22-38	1-1	5.33	27.0	30	17-16	16-26	.275	81-24	1	.991
at Big Ten Tourney	3-2	.255	26	41	7	1	2	22	24-45	0-0	5.23	43.0	38	28-25	27-49	.238	129-46	4	.978
Midweek	7-2	.296	74	91	20	2	8	63	62-62	20-20	3.33	81.0	61	34-30	48-122	.211	243-82	7	.979

back games in the series win over Purdue (5/7-8).

- He connected on his 11th homer -- a grand slam -- in the series finale at Michigan State and he hit a blast in three straight games in the sweep of Indiana. His 14 home runs were the most by a Hawkeye freshman since Brad Carlson hit 21 in 1999.

- Anthony had a career day in his third career game in Iowa's 11-1 victory over Ball State on Feb. 19, going 4-for-4 with two doubles, two home runs, four runs and five RBIs.

- Anthony earned six Big Ten Freshman of the Week honors -- Feb. 23, March 16, April 5, April 19, May 11, May 24. They were the most weekly honors in a single season in program history (Jake Adams earned three Big Ten Player of the Week honors in 2017).

LANGENBERG --> WEEKEND ROTATION

After starting the season in the bullpen, sophomore Ty Langenberg settled into the weekend rotation as the Hawkeyes' Sunday starter. He made 12 straight Sunday starts, finishing the season with a 7-2 record and a 3.71 ERA. The Urbandale, Iowa, native allowed 60 hits, 28 runs (26 earned) and fanned 74 over 63 innings.

- Langenberg won his final two starts of the season, tossing five shutout innings in a 2-1 victory over Indiana on May 21. He scattered four hits and fanned four. In the Big Ten Tournament, Langenberg allowed three runs on three hits and fanned five in an elimination game victory over Penn State.

- Langenberg's fifth win came after tossing a career-long seven innings in the series-clinching win over Purdue on May 8. He allowed one run on five hits and fanned seven en route to being named the Big Ten Pitcher of the Week on May 11.

- Langenberg's fourth win came after tossing 5 2/3 shutout innings at Michigan on April 3. He scattered five hits and had a career-high 11 strikeouts.

- He had 34 strikeouts (10 vs. Texas Tech, 7 vs. Central Michigan, 11 at Michigan, 6 vs. Illinois) in four starts from March 20-April 10. He had eight or more Ks in three appearances last season.

- Langenberg ranked in the top eight in the Big Ten in six categories. He was tied for second in fewest runs allowed (28), tied for fourth in wins (7), tied for sixth in fewest

earned runs (26), eighth in fewest walks (23), ninth in ERA (3.71) and tied for ninth in fewest hits allowed (60).

ONE OF THE B1G's & NATION'S BEST

The Hawkeye pitching staff was superb in 2022, leading the Big Ten in ERA (3.72), shutouts (5), strikeouts (609), fewest hits allowed (374), fewest runs allowed (246), fewest earned runs (202) and batting average against (.210).

- The Hawkeyes gave up just 374 hits over 489 1/3 innings with just 109 going for extra bases.

- Iowa ranked in the top 17 nationally in five categories, sitting second in hits allowed per nine innings (6.88), third in strikeouts per nine innings (11.2), fourth in ERA (3.72), 11th in WHIP (1.29) and 17th in shutouts (5).

- Iowa's starting pitchers went 21-11 with a 4.06 ERA, fanning 270 over 244 innings. Opponents hit just .217.

LIMITING 1Bs

- In 2022 the Hawkeyes allowed five or fewer hits in 23 games.

- Iowa posted a one-hitter against Air Force on Feb. 18 -- the first for the program since 2019 (vs. Simpson, 7-2 win).

- Iowa had eight games, allowing three or fewer hits. The Hawkeyes had five games allowing two or fewer hits.

HEAT ALERT

Freshman RHP Brody Brecht had a blazing debut in his first career appearance at Duane Banks Field. The Ankeny, Iowa, native hit triple digits on his first three pitches, going 101, 101 and 100 in a 1-2-3 inning against Cornell College on March 2.

- Brecht hit 100 or higher on the radar gun 37 times (in games where Trackman data was available).

- Brecht had 25 strikeouts and allowed just one earned run (on five hits) over his final 10 relief appearances, spanning 13 2/3 innings, giving him 44 Ks over 22 2/3 innings this season. He went 1-4 with a 3.18 ERA in 17 appearances and he gave up just one extra base hit.

SEEGS AT THE TOP

Since seeing his batting average dip to a season-low .242 on March 15, sophomore Michael Seegers was one of the Hawkeyes' most consistent hitters.

QUALITY STARTS LOG (2022)

Adam Mazur (9)

vs. Air Force - 6 IP, 1 H, 1 ER, 9 K, 0 BB
 vs. Pepperdine - 7.2 IP, 3 H, 0 R, 9 K, 2 BB
 at Michigan - 7.0 IP, 3 H, 2 R, 4 K, 3 BB
 Illinois - 6.0 IP, 3 H, 1 R, 9 K, 2 BB
 Minnesota - 8.0 IP, 6 H, 3 R (1 ER), 11 K, 0 BB
 at Rutgers - 8.0 IP, 6 H, 1 R, 11 K, 0 BB
 at Nebraska - 9.0 IP, 2 H, 0 R, 6 K, 2 BB
 Purdue - 8.2 IP, 5 H, 2 ER, 3 K, 1 BB
 at Michigan State - 7 IP, 4 H, 0 R, 7 K, 2 BB

Ty Langenberg (1)

Purdue - 7.0 IP, 5 H, 1 ER, 7 K, 1 BB

Dylan Nedved (3)

at UC Irvine - 7 IP, 4 H, 2 ER, 4 K, 2 BB
 at Michigan - 7 IP, 4 H, 2 ER, 7 K, 4 BB
 Indiana - 7 IP, 1 H, 0 R, 6 K, 4 BB

Connor Schultz (1)

at Rutgers - 8 IP, 2 H, 0 R, 6 K, 1 BB

IOWA IN-SEASON ACCOLADES (2022)

Keaton Anthony

Big Ten Freshman of the Week - Feb. 23
 Frisco Classic All-Tournament Team
 Big Ten Freshman of the Week - March 16
 Big Ten Freshman of the Week - April 5
 Big Ten Freshman of the Week - April 19
 Big Ten Co-Freshman of the Week - May 11
 Big Ten Freshman of the Week - May 24

Kyle Huckstorf

Collegiate Baseball National Player of the Week - May 23
 Big Ten Co-Player of the Week - May 24

Ty Langenberg

Big Ten Co-Pitcher of the Week - May 11

Adam Mazur

Perfect Game Preseason All-Big Ten
 Big Ten Preseason Honors List
 Big Ten Pitcher of the Week - Feb. 23
 Big Ten Pitcher of the Week - March 2

Marcus Morgan

D1Baseball.com Big Ten Preseason Freshman of the Year

Dylan Nedved

Big Ten Preseason Honors List
 NCBWA Stopper of the Year Watch List
 Frisco Classic All-Tournament Team
 Big Ten Pitcher of the Week - May 24

Connor Schultz

Big Ten Pitcher of the Week - April 27

Peyton Williams

Big Ten Preseason Honors List
 Frisco Classic All-Tournament Team
 Big Ten Player of the Week - April 27



- In the 40 games from then on, the Wisconsin native hit .303 (50-of-165) with his 50 hits ranking second on the team. Seegers drove in 27 and has scored 34 runs during the stretch. Iowa went 28-12 in the 40 contests.
- Seegers hit safely in 29 of the 40 games with 15 multi-hit games, including two four-hit contests at Michigan on April 2 and a 4-for-5, four RBI game in game two against Indiana on May 20. Seegers set a program record, drawing five walks in the series-opening win against the Hoosiers on May 19.
- Seegers hit .286 (65-of-227) with 31 RBIs and 43 runs scored as Iowa's leadoff hitter. He batted leadoff in all but three games this season, where he hit safely in 37 games and reached base safely in 45 contests.
- As good as Seegers was offensively, he was just as good defensively. The Hawkeye shortstop had just four errors in 55 games, where he had a .980 fielding percentage.

ON THE OFFENSIVE

- The Hawkeyes scored 358 runs in 55 games, averaging 6.5 runs per contest. Iowa had 12 games with 10 or more runs and 24 games with 10 or more hits.
- Iowa went 23-8 when scoring first last season and 27-8 when out-hitting its opponent.
- The team went 24-4 when scoring six or more runs.
- The Hawkeyes outscored opponents, 104-96, over the first three innings and 112-73 over the final three innings (including extras).

TEAM CAPTAINS

Graduate student Brennen Dorighi, redshirt senior Jared Simpson, redshirt junior Brayden Frazier, and juniors Ty Langenberg and Michael Seegers were voted team captains for the 2023 season.

DON'T COUNT 'EM OUT

The Hawkeyes have overcome deficits to win 77 games since the start of the 2017 season and posted 15 walk-offs. Thirty-four of those victories have come with Iowa trailing or being tied entering or through seven innings. Twenty have come in the final at-bat.

- Iowa overcome deficits in 20 games last season, winning 15 of those contests.

30 WINS X 7

Since head coach Rick Heller's first season in 2014, the Hawkeyes have reached the 30-win plateau in every "non-COVID affected" season. The program's six consecutive year stretch was the longest since posting seven straight 30-win seasons from 1979-85.

- 2014: 30-23
- 2015: 41-18 (2nd-most wins all-time)
- 2016: 30-26
- 2017: 39-22 (5th-most wins all-time)
- 2018: 33-20
- 2019: 31-24
- 2020: 10-5 (*pandemic shortened)
- 2021: 28-16 (*Big Ten-only schedule)
- 2022: 36-19 (8th-most wins all-time)

BANKS MAGIC

- The Hawkeyes are 121-40 at home since the start of the 2015 season.
- Iowa won 19 games in 2019, the third-most in a single-season in school history, trailing only the 22 wins in 1977 and 20 wins in 2018.
- Iowa has 17 walk-off victories at Duane Banks Field since the start of 2015.

#HELLERBALL

- Head coach Rick Heller recorded his 900th career win against Grand View in a 15-2 victory on March 3, 2020, at Duane Banks Field. The Iowa native won his 950th career game on April 17, 2022, against Minnesota.
- The Hawkeyes won 30 or more games in each of Heller's seven full seasons as the helm of the program. It's a first for the team since winning 30 or more in seven straight seasons from 1979-85.
- Heller has led the Hawkeyes to two NCAA Regional appearances; the program had three regional appearances in its history prior to his arrival.
- Heller is third in school history in career wins with 276 at Iowa, including the second (41), fifth (39) and eighth-most (36) wins in a single-season in school history.
- Heller led Iowa to its first Big Ten Tournament title in 2017 -- the first conference title since 1990 -- and he guided the Hawkeyes to the Big Ten Tournament title game in consecutive seasons. Iowa advanced to the league tournament in six straight years for the first time in program history.
- Heller has coached at least one first-team All-Big Ten selection in seven of his nine (full seasons), and has 27 Major League Baseball Draft picks in nine seasons (29 players have gone on to play professional baseball).
- Heller had three players drafted in the top 10 rounds of the 2022 MLB Draft -- a first in program history. That included Adam Mazur, who was the 53rd pick overall (San Diego) -- the highest pick by a Hawkeye since 1990.
- Iowa had a school-record six All-Big Ten selections in 2015 and five in 2017. The Hawkeyes have had 30 All-Big Ten honorees in nine seasons under Heller.
- Heller has coached one Big Ten Player of the Year (Jake Adams), two Big Ten Pitcher of the Years (Trenton Wallace, Adam Mazur) and one Big Ten Freshman of the Year (Keaton Anthony) during his time as a Hawkeye.
- Iowa has posted winning streaks of nine games (in 2015) and eight games (in 2017) -- the longest streaks for the program since 2012.

FOLLOW THE HAWKEYES

Iowa baseball fans can follow the Hawkeyes on Facebook @iowabaseball, Twitter @UIBaseball, and Instagram @UIBaseball in addition to coverage on hawkeyesports.com.

ON DECK

Following the three-game stand in Florida, the Hawkeyes head to Round Rock, Texas, for the Karbach Round Rock Classic on Feb. 24-26. They will face Sam Houston State, preseason No. 1 LSU, and Kansas State. The Hawkeyes then return home for their home opener against Loras on Feb. 28.

WEEKEND WEATHER REPORT

Friday, February 17
 High/Low _____ 85°F/64°F
 Conditions _____ Mostly Sunny
 Chance of Rain _____ 9%
 Wind _____ SSW 14 MPH

Saturday, February 18
 High/Low _____ 79°F/61°F
 Conditions _____ Partly Cloudy
 Chance of Rain _____ 2%
 Wind _____ NE 13 MPH

Sunday, February 19
 High/Low _____ 82°F/57°F
 Conditions _____ Partly Cloudy
 Chance of Rain _____ 6%
 Wind _____ WNW 9 MPH

THE SETTING



CoolToday Park
 Capacity _____ 8,000
 Opened _____ 2019
 Dimensions _____ 335-385-400-375-325
 Surface _____ Grass



Centennial Park
 Opened _____ 2003
 Surface _____ Grass



2022 STARTING LINEUPS BY GAME

Date	Opp.	C	1B	2B	3B	SS	LF	CF	RF	DH
2/18	vs. Air Force	McCleary	Williams	Sher	Nelson	Seegers	Frazier	Huckstorf	Anthony	Snep
2/19	vs. Ball State	McCleary	Williams	Sher	Nelson	Seegers	Frazier	Huckstorf	Anthony	Snep
2/20	vs. Bucknell	McCleary	Williams	Sher	Hojnar	Seegers	Frazier	Peterson	Anthony	Snep
2/25	vs. Pepperdine	McCleary	Williams	Sher	Hojnar	Seegers	Frazier	Huckstorf	Anthony	Snep
2/26	at TAMUCC	McCleary	Williams	Sher	Nelson	Seegers	Frazier	Huckstorf	Anthony	Mangano
2/27	vs. Wich. St.	Moss	Williams	Sher	Hojnar	Seegers	Frazier	Huckstorf	Anthony	Snep
3/1	Loras	McCleary	Williams	Sher	Hojnar	Seegers	Petersen	Huckstorf	Anthony	Snep
3/2	Cornell	Tallman	Williams	Wilmes	Nelson	Sher	Nigut	Petersen	Frazier	Anthony
3/4	vs. Wich. St.	McCleary	Williams	Sher	Hojnar	Seegers	Frazier	Huckstorf	Anthony	Mangano
3/5	vs. TAMU	Tallman	Williams	Nelson	Hojnar	Seegers	Frazier	Huckstorf	Anthony	Mangano
3/6	vs. WAZZU	McCleary	Williams	Wilmes	Sher	Seegers	Petersen	Huckstorf	Frazier	Anthony
3/11	at UC Irvine	Tallman	Williams	Fullard	Sher	Seegers	Petersen	Huckstorf	Anthony	Mangano
3/12	at UC Irvine	McCleary	Williams	Hojnar	Sher	Seegers	Frazier	Petersen	Anthony	Snep
3/13	at UC Irvine	Moss	Williams	Hojnar	Sher	Seegers	Frazier	Huckstorf	Anthony	Mangano
3/15	at SDSU	McCleary	Williams	Wilmes	Hojnar	Seegers	Frazier	Huckstorf	Anthony	Mangano
3/19	Texas Tech	McCleary	Williams	Hojnar	Sher	Seegers	Mangano	Huckstorf	Anthony	Snep
3/20	Texas Tech	Tallman	Williams	Wilmes	Nelson	Seegers	Frazier	Huckstorf	Anthony	Snep
3/21	St. Thomas	McCleary	Hojnar	Wilmes	Nelson	Seegers	Petersen	Huckstorf	Anthony	Mulflur
3/25	C. Michigan	Tallman	Williams	Hojnar	Nelson	Seegers	Petersen	Huckstorf	Frazier	Anthony
3/26	C. Michigan	McCleary	Williams	Hojnar	Nelson	Seegers	Petersen	Huckstorf	Frazier	Anthony
3/27	C. Michigan	Tallman	Williams	Hojnar	Nelson	Seegers	Petersen	Huckstorf	Anthony	Mangano
4/2	at Michigan	Tallman	Williams	Hojnar	Nelson	Seegers	Petersen	Huckstorf	Anthony	Snep
4/2	at Michigan	Moss	Williams	Fullard	Nelson	Seegers	Petersen	Huckstorf	Anthony	Snep
4/3	at Michigan	Tallman	Williams	Hojnar	Sher	Seegers	Petersen	Huckstorf	Anthony	Fullard
4/6	at Bradley	Tallman	Williams	Sher	Nelson	Seegers	Petersen	Huckstorf	Anthony	Fullard
4/9	Illinois	Tallman	Williams	Sher	Nelson	Seegers	Petersen	Huckstorf	Anthony	Fullard
4/9	Illinois	McCleary	Williams	Fullard	Sher	Seegers	Petersen	Huckstorf	Anthony	Mangano
4/10	Illinois	Tallman	Williams	Fullard	Wilmes	Seegers	Petersen	Huckstorf	Anthony	Mangano
4/12	at Milwaukee	Tallman	Williams	Fullard	Wilmes	Seegers	Petersen	Huckstorf	Anthony	Mulflur
4/15	Minnesota	Tallman	Williams	Fullard	Wilmes	Seegers	Petersen	Huckstorf	Anthony	Mulflur
4/16	Minnesota	Tallman	Williams	Fullard	Wood	Seegers	Petersen	Huckstorf	Frazier	Mulflur
4/17	Minnesota	Tallman	Williams	Fullard	Wilmes	Seegers	Petersen	Huckstorf	Mulflur	McCleary
4/19	Bradley	Tallman	Williams	Fullard	Wilmes	Seegers	Petersen	Huckstorf	Anthony	Mulflur
4/22	at Rutgers	Tallman	Williams	Fullard	Sher	Seegers	Petersen	Huckstorf	Anthony	Mulflur
4/23	at Rutgers	Tallman	Williams	Fullard	Sher	Seegers	Petersen	Huckstorf	Mulflur	Anthony
4/24	at Rutgers	Tallman	Williams	Fullard	Sher	Seegers	Petersen	Huckstorf	Mulflur	Anthony
4/26	W. Illinois	McCleary	Williams	Fullard	Sher	Seegers	Petersen	Huckstorf	Mulflur	Anthony
4/29	at Nebraska	Tallman	Williams	Fullard	Sher	Seegers	Petersen	Huckstorf	Mulflur	Anthony
5/1	at Nebraska	Tallman	Williams	Fullard	Sher	Seegers	Petersen	Huckstorf	Mulflur	Anthony
5/1	at Nebraska	Tallman	Williams	Fullard	Sher	Seegers	Petersen	Huckstorf	Mulflur	Anthony
5/3	Illinois St.	McCleary	Williams	Fullard	Sher	Seegers	Mulflur	Petersen	Anthony	Mangano
5/6	Purdue	Tallman	Williams	Fullard	Sher	Seegers	Wilmes	Huckstorf	Mulflur	Anthony
5/7	Purdue	Tallman	Williams	Fullard	Sher	Seegers	Wilmes	Huckstorf	Mulflur	Anthony
5/8	Purdue	Moss	Williams	Fullard	Sher	Seegers	Wilmes	Huckstorf	Anthony	Hojnar
5/13	at Mich. St.	Tallman	Williams	Fullard	Sher	Seegers	Wilmes	Huckstorf	Anthony	Moss
5/14	at Mich. St.	Moss	Williams	Hojnar	Sher	Seegers	Wilmes	Huckstorf	Anthony	Fullard
5/15	at Mich. St.	Moss	Williams	Hojnar	Wilmes	Seegers	Petersen	Huckstorf	Anthony	Fullard
5/19	Indiana	Tallman	Williams	Hojnar	Sher	Seegers	Petersen	Huckstorf	Anthony	Fullard
5/20	Indiana	Moss	Fullard	Hojnar	Wilmes	Seegers	Petersen	Huckstorf	Anthony	Williams
5/21	Indiana	Moss	Fullard	Wilmes	Sher	Seegers	Petersen	Huckstorf	Anthony	Williams
5/26	vs. Penn St.	Moss	Williams	Wilmes	Sher	Seegers	Petersen	Huckstorf	Anthony	Fullard
5/27	vs. Purdue	Moss	Williams	Fullard	Wilmes	Seegers	Petersen	Huckstorf	Anthony	Hojnar
5/28	vs. Penn St.	Moss	Williams	Fullard	Sher	Seegers	Petersen	Huckstorf	Anthony	Mulflur
5/28	vs. Michigan	Moss	Williams	Fullard	Sher	Seegers	Wilmes	Huckstorf	Anthony	Hojnar
5/29	vs. Michigan	Moss	Williams	Fullard	Sher	Seegers	Petersen	Huckstorf	Anthony	Mulflur

2022 PINCH-HITTING BREAKDOWN

Player	Avg.	AB-H-RBI	2B-3B-HR	BB-HBP-SO
Brayden Frazier	.000	1-0-0	0-0-0	2-0-0
DJ Heck	.000	4-0-1	0-0-0	0-0-2
Sam Hojnar	.333	6-2-0	0-0-0	0-0-1
Kyle Huckstorf	.000	1-0-0	0-0-0	0-0-0
Sam Link	.000	1-0-0	0-0-0	0-0-0
Anthony Mangano	.267	15-4-2	1-0-0	0-2-6
Brett McCleary	.286	7-2-0	0-0-0	3-0-2
Cade Moss	.000	0-0-0	0-0-0	1-0-0
Will Mulflur	.300	10-3-0	0-0-0	1-0-6
Alec Nigut	.000	3-0-0	0-0-0	2-0-1
Andy Nelson	.333	3-1-0	0-0-0	0-0-1
Sam Peterson	.200	5-1-2	0-0-0	1-0-3
Brendan Sher	.000	1-0-0	0-0-0	1-0-1
Ty Snep	.333	3-1-0	0-0-0	0-0-0
Ben Tallman	.000	1-0-0	0-0-0	0-0-1
Ben Wilmes	.000	1-0-0	0-0-0	0-0-0
Mitch Wood	.167	6-1-1	0-0-0	0-0-0

2022 STARTING LINEUPS - BATTING ORDER

- Seegers (51), Wilmes (2), Petersen (1), Huckstorf (1)
- Williams (40), Petersen (6), Mangano (4), Anthony (3), Hojnar (1), Huckstorf (1)
- Anthony (37), Williams (14), Snep (3), Fullard (2)
- Fullard (16), Anthony (14), Mulflur (10), Hojnar (8), Tallman (4), Snep (2), Frazier (1), Sher (1)
- Fullard (15), Hojnar (8), Sher (7), Frazier (5), Nelson (4), Snep (4), Mulflur (3), Mangano (3), McCleary (2), Petersen (2), Wilmes (1), Moss (1)
- Nelson (8), Petersen (8), Frazier (6), Sher (6), Huckstorf (4), Mangano (4), Mulflur (4), Wilmes (3), Hojnar (3), Moss (3), Tallman (3), Snep (2), McCleary (2)
- Petersen (14), Huckstorf (13), Sher (6), McCleary (5), Moss (4), Wilmes (3), Tallman (2), Nelson (2), Frazier (2), Nigut (1), Fullard (1), Hojnar (1), Seegers (1)
- Tallman (18), Sher (12), McCleary (8), Moss (4), Petersen (3), Huckstorf (3), Hojnar (2), Mulflur (1), Frazier (1), Wood (1), Seegers (1), Wilmes (1)
- Huckstorf (29), Wilmes (11), Sher (6), Peterson (4), Moss (2), Frazier (2), Seegers (1)

CAREER MULTI-HIT GAMES

Player	2020	2021	2022	2023	Total
Keaton Anthony	--	--	22	--	22
Brennen Dorighi	1	5	16	--	22
Brayden Frazier	--	7	1	--	8
Sam Hojnar	--	--	7	--	7
Kyle Huckstorf	--	--	9	--	9
Will Mulflur	--	--	3	--	3
Cade Moss	--	--	4	--	4
Andy Nelson	--	--	3	--	3
Sam Petersen	--	--	10	--	10
Michael Seegers	--	1	19	--	20
Andy Nelson	--	--	3	--	3
Ben Tallman	--	--	6	--	6
Ben Wilmes	--	--	2	--	2

CAREER MULTI-RBI GAMES

Player	2020	2021	2022	2023	Total
Keaton Anthony	--	--	13	--	13
Brennen Dorighi	1	6	14	--	21
Brayden Frazier	2	5	3	--	10
Sam Hojnar	--	--	3	--	3
Kyle Huckstorf	--	--	6	--	6
Cade Moss	--	--	2	--	2
Will Mulflur	--	--	4	--	4
Andy Nelson	--	--	1	--	1
Sam Petersen	--	--	8	--	8
Michael Seegers	--	--	7	--	7
Ben Tallman	--	--	2	--	2
Ben Wilmes	--	--	6	--	6

HITTING/ON-BASE STREAKS

Player	Hitting	Career	On-Base	Career
Keaton Anthony	1	14	16	19
Brennen Dorighi	--	10	--	31
Brayden Frazier	--	3	1	6
Sam Hojnar	1	4	1	5
Kyle Huckstorf	4	6	4	12
Cade Moss	--	5	--	5
Will Mulflur	2	4	4	11
Andy Nelson	--	5	--	6
Sam Petersen	1	5	5	8
Michael Seegers	4	7	4	16
Ben Tallman	--	5	--	7
Ben Wilmes	--	3	13	13



2022 STARTING PITCHERS

Pitcher	Date	Opp.	Dec.	IP	H	R	ER	BB	SO	NP	Score	Final
Mazur	2/18	v. Air Force	W	6.0	1	1	1	0	9	82	8-1	12-2
Schultz	2/19	v. Ball State	ND	4.0	2	1	1	3	9	81	3-1	11-1
Morgan	2/20	v. Bucknell	ND	4.0	1	0	0	3	6	71	1-0	3-0
Mazur	2/25	v. Pepperdine	W	7.2	3	0	0	2	9	93	3-0	3-1
Schultz	2/26	at TAMUCC	ND	5.0	2	1	1	0	7	65	1-1	1-2
Morgan	2/27	v. Wichita St.	ND	3.2	3	5	5	5	6	96	4-4	7-8
Simpson	3/1	Loras College	L	3.0	5	3	2	1	4	49	0-3	1-3
Davitt	3/2	Cornell C.	W	3.0	1	0	0	1	6	54	5-0	8-0
Mazur	3/4	v. Wichita St.	ND	5.2	5	4	4	1	3	83	4-4	4-6
Baumann	3/5	v. Texas A&M	ND	0.1	0	0	0	3	0	18	0-0	3-7
Morgan	3/6	v. WAZZU	ND	2.1	5	3	3	2	1	49	0-3	6-5
Mazur	3/11	at UC Irvine	ND	4.2	4	3	3	4	7	94	3-3	6-7
Nedved	3/12	at UC Irvine	L	7.0	4	2	2	2	4	94	1-2	1-2
Langenberg	3/13	at UC Irvine	W	5.0	7	2	2	2	2	87	9-2	12-10
Davitt	3/15	at San Diego St.	W	2.0	1	0	0	1	5	38	6-0	6-4
Mazur	3/19	Texas Tech	L	4.0	4	6	4	4	5	99	1-6	3-11
Langenberg	3/20	Texas Tech	ND	5.0	3	1	1	2	10	91	1-1	6-3
Davitt	3/21	St. Thomas	ND	3.0	4	1	1	0	4	41	2-1	6-5
Mazur	3/25	C. Michigan	ND	5.0	1	3	2	4	5	92	3-1	7-4
Nedved	3/26	C. Michigan	L	3.0	4	7	7	3	4	66	0-4	1-10
Langenberg	3/27	C. Michigan	ND	4.0	5	1	1	2	7	80	2-1	4-2
Nedved	4/2	at Michigan	W	7.0	4	2	2	2	4	103	8-0	8-2
Mazur	4/2	at Michigan	L	7.0	3	2	2	3	4	90	0-2	0-2
Langenberg	4/3	at Michigan	W	5.2	5	0	0	2	11	107	7-0	10-3
Baumann	4/6	at Bradley	ND	1.0	3	4	4	2	1	29	0-4	9-8
Nedved	4/9	Illinois	W	5.0	3	1	1	3	6	92	3-1	4-2
Mazur	4/9	Illinois	ND	6.0	3	1	1	2	9	94	4-1	5-7
Langenberg	4/10	Illinois	ND	6.1	6	4	4	2	6	91	2-4	5-9
Schultz	4/12	at Milwaukee	W	1.0	0	0	0	0	5	6-0	16-2	
Mazur	4/15	Minnesota	W	8.0	6	3	1	0	11	98	9-3	9-3
Schultz	4/16	Minnesota	ND	4.2	4	1	1	2	5	61	0-1	2-1
Langenberg	4/17	Minnesota	ND	3.0	6	3	3	1	2	56	0-3	9-3
Llewellyn	4/19	Bradley	ND	1.0	0	2	2	3	1	27	1-0	15-8
Mazur	4/22	at Rutgers	W	8.0	6	1	1	0	11	102	4-1	4-1
Schultz	4/23	at Rutgers	W	8.0	2	0	0	1	6	85	12-0	12-2
Langenberg	4/24	at Rutgers	L	1.0	3	4	4	1	1	35	1-4	4-10
DeTaeye	4/26	W. Illinois	W	2.0	2	0	0	0	2	25	1-0	11-1
Mazur	4/29	at Nebraska	W	9.0	2	0	0	2	6	102	1-0	1-0
Schultz	5/1	at Nebraska	L	2.1	5	9	8	4	3	58	1-9	1-12
Langenberg	5/1	at Nebraska	ND	5.0	3	1	0	1	6	78	3-1	5-3
Davitt	5/3	Illinois State	ND	3.0	4	2	2	0	5	49	2-2	2-3
Mazur	5/6	Purdue	W	8.2	5	2	2	1	3	96	5-2	5-2
Schultz	5/7	Purdue	L	2.2	5	3	3	0	2	34	0-3	6-10
Langenberg	5/8	Purdue	W	7.0	5	1	1	1	7	96	9-1	9-1
Mazur	5/13	at Mich. St.	W	7.0	4	0	0	2	7	92	4-0	5-0
Schultz	5/14	at Mich. St.	ND	0.2	4	2	2	0	1	30	0-2	12-2
Langenberg	5/15	at Mich. St.	L	1.0	5	6	5	1	1	23	1-6	8-11
Mazur	5/19	Indiana	ND	2.0	9	9	9	1	1	52	2-9	30-16
Nedved	5/20	Indiana	W	6.0	1	0	0	4	6	93	9-0	12-0
Langenberg	5/21	Indiana	W	5.0	4	0	0	3	4	92	2-0	2-1
Mazur	5/26	v. Penn St.	L	5.0	4	2	2	4	8	95	1-2	2-5
Nedved	5/27	v. Purdue	ND	6.0	7	4	3	0	4	93	4-4	5-4
Langenberg	5/28	v. Penn St.	W	5.2	3	3	3	4	5	112	7-3	11-3
Baumann	5/28	v. Michigan	W	5.2	5	2	2	1	5	88	3-2	7-3
Brecht	5/29	v. Michigan	L	0.1	1	2	2	2	0	17	0-2	1-13

2022 STARTING PITCHER RECORDS

Pitcher	2022	Career
Cam Baumann	1-0	10-9
Ben Beutel	--	0-0
Brody Brecht	0-1	0-1
Duncan Davitt	2-0	5-2
Benjamin DeTaeye	1-0	1-0
Ty Langenberg	5-2	5-2
Luke Llewellyn	0-0	0-0
Adam Mazur	7-3	7-3
Marcus Morgan	0-0	0-0
Dylan Nedved	3-2	3-2
Connor Schultz	2-2	2-2
Jared Simpson	0-1	0-1

2022 STARTING PITCHER STATS

Pitcher	Starts	IP	W-L	R-ER	BB-K	ERA	B/AVG.
Cam Baumann	3	7.0	1-0	6-6	6-6	7.71	.286
Brody Brecht	1	0.1	0-1	2-2	2-0	54.00	.500
Duncan Davitt	4	11.0	2-0	3-3	2-20	2.45	.244
Benjamin DeTaeye	1	2.0	1-0	0-0	0-2	0.00	.286
Ty Langenberg	12	53.2	5-2	26-24	22-62	4.02	.261
Luke Llewellyn	1	1.0	0-0	2-2	3-1	18.00	.000
Adam Mazur	15	93.2	7-3	37-32	30-98	3.07	.178
Marcus Morgan	3	10.0	0-0	8-8	10-13	7.20	.243
Dylan Nedved	6	34.0	3-2	16-15	16-31	3.97	.192
Connor Schultz	8	28.1	2-2	17-16	10-33	5.08	.226
Jared Simpson	1	3.0	0-1	3-2	1-4	6.00	.357
TOTALS	55	244.0	21-11	120-110	102-270	4.06	.217

2022 RUN SUPPORT

	Starts	Total Runs	Avg.
Cam Baumann	3	19	6.3
High: 9 at Bradley, 4/6/22 Low: 3 vs. Texas A&M, 3/5/22			
Brody Brecht	1	1	1.0
High: 1 vs. Michigan, 5/29/22 Low: 1 vs. Michigan, 5/29/22			
Duncan Davitt	4	24	6.0
High: 8 vs. Cornell College, 3/2/22 Low: 3 vs. Illinois State, 5/3/22			
Benjamin DeTaeye	1	11	11.0
High: 11 vs. Western Illinois, 4/26/22 Low: 11 vs. Western Illinois, 4/26/22			
Ty Langenberg	12	85	7.1
High: 12 at UC Irvine, 3/13/22 Low: 2 vs. Indiana, 5/21/22			
Luke Llewellyn	1	15	15.0
High: 15 vs. Bradley, 4/19/22 Low: 15 vs. Bradley, 4/19/22			
Adam Mazur	15	98	6.5
High: 30 vs. Indiana, 5/19/22 Low: 1 at Nebraska, 4/29/22			
Marcus Morgan	3	15	5.0
High: 7 vs. Wichita State, 2/27/22 Low: 3 vs. Bucknell, 2/20/22			
Dylan Nedved	6	31	5.2
High: 12 vs. Indiana, 5/20/22 Low: 1, 2X, last vs. Central Michigan, 3/26/22			
Connor Schultz	8	62	7.8
High: 12, 2X, last at Michigan State, 5/14/22 Low: 1, 2X, last at Nebraska, 5/1/22			
Jared Simpson	1	1	1.0
High: 1 vs. Loras College, 3/1/22 Low: 1 vs. Loras College, 3/1/22			

2022 BULLPEN STATISTICS

Pitcher	W-L-S	App.	ERA	IP	H	R	ER	BB	K	B/Avg.
Keaton Anthony	0-0-0	1	0.00	2.0	0	0	0	1	4	.000
Cam Baumann	0-0-1	10	4.50	14.0	14	10	7	9	16	.241
Ben Beutel	3-0-4	29	1.47	30.2	22	6	5	6	41	.222
Brody Brecht	1-3-0	16	2.42	22.1	12	14	6	23	44	.146
Will Christophersen	1-2-0	13	5.52	14.2	10	12	9	6	25	.179
Duncan Davitt	2-1-1	15	3.72	29.0	20	13	12	13	41	.192
Casey Day	0-0-2	8	3.18	5.2	3	3	2	6	7	.158
Benjamin DeTaeye	0-1-0	9	5.23	10.1	6	8	6	16	19	.171
Jacob Henderson	1-0-1	21	3.55	12.2	20	11	5	4	18	.370
Tyson James	0-0-0	2	0.00	1.2	0	0	0	5	3	.000
Ty Langenberg	2-0-0	2	1.93	9.1	5	2	2	1	12	.161
Luke Llewellyn	1-1-3	13	0.69	13.0	6	3	1	13	9	.143
Marcus Morgan	0-0-0	7	8.44	5.1	8	7	5	11	13	.320
Dylan Nedved	3-0-3	13	3.03	38.2	28	17	13	12	44	.212
Connor Schultz	0-0-1	8	6.08	13.1	7	10	9	9	16	.156
Jared Simpson	0-0-0	12	3.65	12.1	7	5	5	12	19	.167
Chas Wheatley	1-0-0	9	4.35	10.1	9	5	5	6	8	.237
TOTALS	15-8-16	--	3.38	245.1	177	126	92	153	339	.203

2022 BULLPEN STATISTICS

Opponent	Date	W-L-S	Pitchers	Inn.	H	R-ER	BB-SO
vs. Air Force	2/18	0-0-0	Baumann, DeTaeye, Henderson	3.0	0	1-1	3-5
vs. Ball State	2/19	1-0-0	Brecht, Christophersen	5.0	0	0-0	3-11
vs. Bucknell	2/20	1-0-1	Langenberg, Nedved	5.0	2	0-0	1-6
vs. Pepperdine	2/25	0-0-1	Nedved	1.1	1	1-1	1-2
at TAMUCC	2/26	0-1-0	Baumann, Christophersen, Beutel, Day, Davitt	5.1	3	1-1	2-9
vs. Wichita St.	2/27	0-1-0	Brecht, Nedved	4.1	4	3-3	4-5
Loras College	3/1	0-0-0	Llewellyn, Beutel, Henderson, Day	6.0	2	0-0	2-8
Cornell Coll.	3/2	0-0-0	Wheatley, James, DeTaeye, Brecht, Anthony	6.0	1	0-0	4-13
vs. Wichita St.	3/4	0-1-0	Christophersen, Henderson, Beutel	3.1	6	2-2	0-3
vs. Texas A&M	3/5	0-1-0	Nedved, Brecht, Beutel, Henderson, Wheatley	7.2	7	7-2	5-11
vs. WAZZU	3/6	1-0-1	Langenberg, Day	6.2	3	2-2	2-8
at UC Irvine	3/11	0-1-0	Christophersen, Henderson, Davitt	3.1	1	4-3	2-6
at UC Irvine	3/12	0-0-0	Beutel	1.0	1	0-0	0-1
at UC Irvine	3/13	0-0-1	Schultz, Baumann, Beutel, Henderson, Llewellyn	4.0	5	8-6	5-7
at San Diego St.	3/15	0-0-1	Simpson, Morgan, Wheatley, Beutel, DeTaeye, Brecht, Henderson, Llewellyn, Day	7.0	8	4-3	6-15
Texas Tech	3/19	0-0-0	Schultz, DeTaeye, Simpson	5.0	4	5-4	4-7
Texas Tech	3/20	1-0-0	Nedved	4.0	1	2-2	0-7
St. Thomas	3/21	1-0-1	Morgan, Brecht, Beutel, Day, Llewellyn	6.0	5	4-3	1-9
C. Michigan	3/25	1-0-1	Beutel, Simpson, Henderson, Day, Llewellyn	4.0	4	1-1	2-4
C. Michigan	3/26	0-0-0	Schultz, Morgan, Baumann, Brecht	6.0	4	3-0	8-8
C. Michigan	3/27	1-0-1	Davitt, Beutel, Day, Llewellyn, Henderson	5.0	0	1-1	6-7
at Michigan	4/2	0-0-0	Simpson, Christophersen	2.0	1	0-0	0-4
at Michigan	4/2	0-0-0	Beutel	1.0	0	0-0	0-1
at Michigan	4/3	0-0-0	Davitt, Beutel, Llewellyn	3.1	2	3-3	1-5
Bradley	4/6	1-0-0	Henderson, Morgan, Simpson, Brecht, Schultz Christophersen, Beutel, Llewellyn, Davitt	10.0	6	4-4	6-17
Illinois	4/9	0-0-1	Schultz, Beutel	4.0	2	1-1	1-4
Illinois	4/9	0-1-0	Davitt, Simpson, Christophersen, Brecht, Beutel Llewellyn, Henderson, DeTaeye, Morgan	7.0	5	6-5	9-13
Illinois	4/10	0-1-0	Davitt, Llewellyn, Christophersen, Day, Henderson	2.2	3	5-0	5-3
at Milwaukee	4/12	0-0-0	Wheatley, Simpson, Morgan, Henderson DeTaeye, Baumann, James, Brecht	8.0	2	2-2	10-12
Minnesota	4/15	0-0-0	Nedved	1.0	1	0-0	0-2
Minnesota	4/16	1-0-1	Beutel, Davitt	4.1	1	0-0	1-7
Minnesota	4/17	1-0-0	DeTaeye, Nedved	6.0	2	0-0	4-5
at Bradley	4/19	1-0-0	Henderson, Simpson, Wheatley, Baumann, Christophersen, Beutel, Morgan, Brecht	8.0	7	6-6	5-7
at Rutgers	4/22	0-0-1	Nedved	1.0	0	0-0	0-1
at Rutgers	4/23	0-0-0	Henderson	1.0	2	2-2	1-1
at Rutgers	4/24	0-0-0	Davitt, Nedved, Brecht	7.0	10	6-5	2-6
W. Illinois	4/26	0-0-0	Wheatley, Henderson, Simpson, Christophersen, Beutel, Brecht	5.0	6	1-1	4-5
at Nebraska	4/29	--	--	--	--	--	--
at Nebraska	5/1	0-0-0	Henderson, DeTaeye, Wheatley, Baumann	3.2	5	3-0	4-4
at Nebraska	5/1	1-0-1	Nedved, Beutel	5.0	4	2-2	2-4
Illinois State	5/3	0-1-0	Simpson, Wheatley, Baumann, Brecht, Beutel	6.0	4	1-0	2-8
Purdue	5/6	0-0-0	Beutel	0.1	0	0-0	0-1
Purdue	5/7	0-0-0	Nedved, Brecht, Wheatley, Beutel, Henderson	6.1	8	7-6	4-9
Purdue	5/8	0-0-0	Davitt	2.0	0	0-0	0-5
at Mich. St.	5/13	0-0-0	Beutel	2.0	0	0-0	0-2
at Mich. St.	5/14	1-0-1	Davitt, Beutel, Baumann	8.1	4	0-0	2-5
at Mich. St.	5/15	0-0-0	Henderson, Nedved, DeTaeye, Brecht, Beutel	8.0	5	5-1	4-11
Indiana	5/19	1-0-0	Baumann, Henderson, Davitt	7.0	10	7-6	5-4
Indiana	5/20	0-0-0	Simpson, Llewellyn, Christophersen	3.0	2	0-0	1-4
Indiana	5/21	0-0-1	Schultz, Beutel	4.0	4	1-1	2-7
vs. Penn St.	5/26	0-0-0	Davitt, Beutel	3.0	3	3-3	3-6
vs. Purdue	5/27	1-0-0	Beutel, Christophersen	3.0	1	0-0	1-5
vs. Penn St.	5/28	0-0-0	Henderson, Llewellyn, Davitt	3.1	2	0-0	4-0
vs. Michigan	5/28	0-0-1	Beutel, Schultz	3.1	5	1-1	1-6
vs. Michigan	5/29	0-0-0	Nedved, Davitt, Simpson, Schultz, Christophersen, Llewellyn	6.2	7	11-9	7-7

2022 SAVE OPPORTUNITIES

Pitcher	2022	Career
Cam Baumann	1/1	1/1
Ben Beutel	3/4	3/4
Will Christophersen	0/1	0/1
Duncan Davitt	1/1	1/1
Casey Day	2/2	1/1
Jacob Henderson	1/1	1/1
Luke Llewellyn	3/4	3/4
Dylan Nedved	3/3	12/13
Connor Schultz	1/1	1/1

2022 INHERITED RUNNERS

Pitcher	2022	Career
Keaton Anthony	0/0	0/0
Cam Baumann	1/1	19/7
Ben Beutel	47/15	55/18
Brody Brecht	10/3	10/3
Will Christophersen	13/6	13/6
Duncan Davitt	13/2	15/4
Casey Day	5/2	5/2
Benjamin DeTaeye	3/2	3/2
Jacob Henderson	37/20	49/26
Tyson James	0/0	5/2
Ty Langenberg	2/0	2/2
Luke Llewellyn	11/2	11/2
Marcus Morgan	2/2	2/2
Dylan Nedved	13/2	41/11
Connor Schultz	6/4	6/4
Jared Simpson	6/3	6/3
Chas Wheatley	3/0	3/0

2022 B1G OVERALL STATS

BATTING AVERAGE

1. Rutgers	.320
2. Maryland	.308
3. Illinois	.290
8. IOWA	.277

ERA

1. IOWA	3.72
2. Rutgers	4.22
3. Nebraska	4.70

FIELDING PERCENTAGE

1. Rutgers	.980
2. Illinois	.976
3. Purdue	.975
4. IOWA	.974

IOWA CAREER RECORDS

IOWA SINGLE SEASON RECORDS

DOUBLES

2. Keaton Anthony (2022)	22
--------------------------	----

HOME RUNS

t11. Keaton Anthony (2022)	14
----------------------------	----



2022 IOWA BASEBALL OVERALL STATISTICS

Record: 36-19 Home: 16-7 Away: 12-7 Neutral: 8-5 Big Ten: 17-7

Player	avg	gp-gs	ab	r	h	2b	3b	hr	rbi	tb	slg%	bb	hp	so	gdp	ob%	sf	sh	sb-att	po	a	e	fld%	
Keaton Anthony	.361	53-53	202	46	73	22	0	14	55	137	.678	28	10	40	5	.455	4	0	0-0	44	2	0	1.000	
Peyton Williams	.335	54-54	209	55	70	17	2	13	41	130	.622	35	16	35	3	.464	1	0	4-4	353	38	6	.985	
Michael Seegers	.286	54-54	227	43	65	7	1	1	31	77	.339	28	6	48	2	.375	3	4	6-9	79	100	4	.978	
Kyle Huckstorf	.284	54-51	176	34	50	7	3	5	36	78	.443	19	13	55	2	.390	2	3	8-10	98	2	2	.980	

Izaya Fullard	.323	34-34	124	22	40	5	0	2	15	51	.411	24	3	19	3	.441	1	2	1-2	48	62	6	.948	
Cade Moss	.283	28-14	53	9	15	3	0	0	10	18	.340	8	7	18	1	.435	1	1	1-2	164	9	3	.983	
Sam Hojnar	.273	33-23	88	13	24	7	0	0	11	31	.352	9	4	21	0	.363	1	0	1-2	22	25	2	.959	
Will Mulflur	.268	32-18	71	11	19	3	1	2	12	30	.423	13	4	21	1	.404	1	1	2-2	25	0	1	.962	
Sam Petersen	.264	49-38	148	31	39	7	0	6	33	64	.432	17	7	47	1	.362	2	3	3-4	70	0	0	1.000	
Andy Nelson	.255	18-14	55	10	14	4	0	1	4	21	.382	4	0	23	0	.305	0	1	2-2	9	21	4	.882	
Ben Tallman	.244	35-26	82	14	20	5	0	1	11	28	.341	12	2	39	1	.351	1	1	0-0	268	12	0	1.000	
Brendan Sher	.237	47-37	131	11	31	6	0	3	20	46	.351	15	5	34	1	.333	2	4	5-7	33	58	2	.978	
Ty Snep	.235	14-11	34	3	8	0	0	0	3	8	.235	4	0	11	1	.308	1	0	0-0	0	0	0	.000	
Ben Wilmes	.234	33-21	77	23	18	2	0	0	15	20	.260	19	4	19	2	.410	0	2	4-4	19	36	5	.917	
Anthony Mangano	.233	33-11	60	8	14	3	2	0	4	21	.350	6	3	29	0	.329	1	0	1-1	1	0	0	1.000	
Brett McCleary	.203	34-17	64	7	13	1	0	1	7	17	.266	11	0	20	1	.316	1	0	0-1	174	12	3	.984	
Brayden Frazier	.174	39-17	69	11	12	4	0	1	12	19	.275	6	2	25	0	.260	0	0	1-3	36	0	1	.973	
Mitch Wood	.067	11-1	15	2	1	0	0	0	1	1	.067	0	0	4	2	.067	0	0	1-1	2	2	0	1.000	
Alec Nigut	.000	13-1	5	5	0	0	0	0	0	0	.000	5	0	3	0	.500	0	0	2-2	1	0	0	1.000	
DJ Heck	.000	4-0	4	0	0	0	0	0	1	0	.000	0	0	2	0	.000	0	0	0-0	0	0	0	.000	
Sam Link	.000	1-0	3	0	0	0	0	0	0	0	.000	0	0	1	0	.000	0	0	0-0	0	0	0	.000	
Dylan Nedved	.000	1-0	0	0	0	0	0	0	0	0	.000	0	0	0	0	.000	0	0	0-0	4	14	1	.947	
Totals	.277	55	1897	358	526	103	9	50	322	797	.420	263	86	514	26	.386	22	22	42-56	1468	456	51	.974	
Opponents	.210	55	1780	246	374	70	10	29	214	551	.310	255	61	609	25	.327	12	27	36-44	1434	463	69	.965	

LOB - Team (498), Opp (422). DPs turned - Team (28), Opp (34). CI - Team (1), McCleary 1. IBB - Team (8), Williams 5, Anthony 2, Fullard 1, Opp (12). Picked off - Seegers 2, Petersen 1, Huckstorf 1, Williams 1, Frazier 1.

(All games Sorted by Earned run avg)

Player	era	w-l	app	gs	cg	sho	sv	ip	h	r	er	bb	so	2b	3b	hr	b/avg	wp	hp	bk	sfa	sha		
Adam Mazur	3.07	7-3	15	15	1	1/1	0	93.2	60	37	32	30	98	13	2	7	.178	5	4	0	0	3		
Dylan Nedved	3.47	6-2	19	6	0	0/2	3	72.2	51	33	28	28	75	7	1	5	.202	5	14	0	3	7		
Ty Langenberg	3.71	7-2	14	12	0	0/1	0	63.0	60	28	26	23	74	16	0	4	.248	7	9	0	2	3		

Keaton Anthony	0.00	0-0	1	0	0	0/1	0	2.0	0	0	0	1	4	0	0	0	.000	0	0	0	0	0		
Tyson James	0.00	0-0	2	0	0	0/1	0	1.2	0	0	0	5	3	0	0	0	.000	2	0	0	0	0		
Ben Beutel	1.47	3-0	29	0	0	0/1	4	30.2	22	6	5	6	41	4	0	1	.222	3	2	3	3	1		
Luke Llewellyn	1.93	1-1	14	1	0	0/1	3	14.0	6	5	3	16	10	1	0	0	.133	1	1	0	1	3		
Brody Brecht	3.18	1-4	17	1	0	0/1	0	22.2	13	16	8	25	44	1	0	0	.155	10	2	4	0	1		
Casey Day	3.18	0-0	8	0	0	0/0	2	5.2	3	3	2	6	7	2	0	0	.158	4	2	0	0	0		
Duncan Davitt	3.38	4-1	19	4	0	0/1	1	40.0	30	16	15	15	61	7	1	1	.207	4	8	0	1	2		
Jacob Henderson	3.55	1-0	21	0	0	0/0	1	12.2	20	11	5	4	18	2	2	1	.370	2	2	0	0	2		
Jared Simpson	4.11	0-1	13	1	0	0/1	0	15.1	12	8	7	13	23	1	0	0	.214	2	1	0	0	1		
Chas Wheatley	4.35	1-0	9	0	0	0/1	0	10.1	9	5	5	6	8	4	0	0	.237	3	1	0	0	0		
Benjamin DeTaeye	4.38	1-1	10	1	0	0/1	0	12.1	8	8	6	16	21	3	0	1	.190	3	1	0	0	0		
Connor Schultz	5.40	2-2	16	8	0	0/0	1	41.2	31	27	25	19	49	4	1	6	.205	2	2	1	2	3		
Will Christophersen	5.52	1-2	13	0	0	0/1	0	14.2	10	12	9	6	25	1	2	0	.179	2	3	1	0	1		
Cam Baumann	5.57	1-0	13	3	0	0/0	1	21.0	22	16	13	15	22	4	0	1	.256	5	5	0	0	0		
Marcus Morgan	7.63	0-0	10	3	0	0/1	0	15.1	17	15	13	21	26	0	1	2	.274	7	4	0	0	0		
Totals	3.72	36-19	55	55	1	5/4	16	489.1	374	246	202	255	609	70	10	29	.210	67	61	9	12	27		
Opponents	6.06	19-36	55	55	1	1/1	9	478.0	526	358	322	263	514	103	9	50	.277	86	86	7	22	22		

PB - Team (11), Tallman 7, McCleary 2, Moss 2, Opp (7). Pickoffs - Team (16), Beutel 9, Nedved 3, DeTaeye 2, Schultz 1, Mazur 1, Opp (6). SBA/ATT - McCleary (17-19), Moss (12-13), Tallman (7-9), Schultz (8-8), Nedved (4-8), Brecht (5-5), Llewellyn (4-4), Davitt (3-3), Mazur (1-3), Christophers (3-3), Morgan (3-3), Simpson (2-2), Wheatley (1-1), Henderson (1-1), Day (1-1), DeTaeye (0-1), Beutel (0-1).



2022 IOWA BASEBALL BIG TEN STATISTICS

Record: 17-7 Home: 9-3 Away: 8-4 Big Ten: 17-7

Player	avg	gp-gs	ab	r	h	2b	3b	hr	rbi	tb	slg%	bb	hp	so	gdp	ob%	sf	sh	sb-att	po	a	e	fld%	
Keaton Anthony	.379	22-22	95	20	36	7	0	10	30	73	.768	7	2	15	2	.425	2	0	0-0	18	0	0	1.000	
Izaya Fullard	.345	23-23	87	15	30	4	0	2	13	40	.460	14	2	12	2	.442	1	2	0-1	36	37	6	.924	
Peyton Williams	.319	24-24	91	23	29	5	0	6	16	52	.571	19	7	17	0	.466	1	0	0-0	167	16	2	.989	
Sam Petersen	.266	22-19	79	18	21	4	0	4	17	37	.468	3	5	26	1	.330	1	1	2-3	43	0	0	1.000	
Michael Seegers	.265	24-24	98	20	26	2	0	0	11	28	.286	15	4	24	2	.381	1	1	1-2	35	43	1	.987	
Kyle Huckstorf	.262	24-24	84	12	22	2	1	4	17	38	.452	9	5	32	2	.367	0	1	0-1	59	2	0	1.000	

Cade Moss	.375	11-7	24	6	9	2	0	0	6	11	.458	5	4	10	0	.529	1	0	0-1	62	4	1	.985	
Brendan Sher	.340	20-16	53	6	18	5	0	2	10	29	.547	8	2	9	0	.444	0	0	3-4	8	23	0	1.000	
Brett McCleary	.267	12-2	15	3	4	0	0	0	0	4	.267	3	0	5	1	.389	0	0	0-0	18	0	1	.947	
Sam Hojnar	.258	10-7	31	7	8	2	0	0	7	10	.323	4	0	5	0	.343	0	0	0-0	2	9	1	.917	
Ben Wilmes	.250	17-11	48	17	12	2	0	0	12	14	.292	8	4	11	2	.400	0	0	1-1	12	15	2	.931	
Ty Snep	.250	2-2	4	1	1	0	0	0	0	1	.250	2	0	1	0	.500	0	0	0-0	0	0	0	.000	
Ben Tallman	.241	20-17	54	7	13	3	0	1	8	19	.352	4	2	26	0	.317	0	1	0-0	154	8	0	1.000	
Anthony Mangano	.231	10-2	13	1	3	0	0	0	0	3	.231	2	2	6	0	.412	0	0	0-0	0	0	0	.000	
Will Mulflur	.184	14-11	38	5	7	1	1	0	4	10	.263	7	3	10	1	.347	1	0	2-2	17	0	1	.944	
Mitch Wood	.111	6-1	9	1	1	0	0	0	1	1	.111	0	0	2	1	.111	0	0	0-0	1	2	0	1.000	
Andy Nelson	.067	5-3	15	2	1	1	0	0	0	2	.133	0	0	6	0	.067	0	0	0-0	2	7	0	1.000	
Brayden Frazier	.000	15-1	8	2	0	0	0	0	1	0	.000	1	0	3	0	.111	0	0	0-0	5	0	0	1.000	
Alec Nigut	.000	4-0	1	2	0	0	0	0	0	0	.000	0	0	0	0	.000	0	0	0-0	0	0	0	.000	
Totals	.285	24	847	168	241	40	2	29	153	372	.439	111	42	220	14	.391	8	6	9-15	645	203	19	.978	
Opponents	.220	24	794	103	175	36	4	15	92	264	.332	89	20	234	9	.313	4	14	9-11	630	214	32	.963	

LOB - Team (216), Opp (174). DPs turned - Team (10), Opp (17). CI - Team (1), McCleary 1. IBB - Team (5), Williams 4, Fullard 1, Opp (6). Picked off - Petersen 1, Frazier 1, Williams 1.

(Big Ten games only Sorted by Earned run avg)

Player	era	w-l	app	gs	cg	sho	sv	ip	h	r	er	bb	so	2b	3b	hr	b/avg	wp	hp	bk	sfa	sha		
Adam Mazur	2.59	5-1	8	8	1	1/1	0	55.2	38	18	16	11	52	9	1	4	.189	3	2	0	0	3		
Dylan Nedved	2.72	5-0	10	3	0	0/1	1	39.2	26	12	12	19	39	3	1	2	.190	1	5	0	1	3		
Ty Langenberg	4.50	3-2	8	8	0	0/0	0	34.0	37	19	17	12	38	11	0	2	.274	5	4	0	1	2		

Luke Llewellyn	0.00	0-1	4	0	0	0/1	0	3.2	3	2	0	4	4	1	0	0	.250	1	0	0	0	2		
Will Christophersen	0.00	0-0	4	0	0	0/1	0	2.1	1	3	0	2	5	1	0	0	.111	0	1	0	0	0		
Marcus Morgan	0.00	0-0	1	0	0	0/0	0	0.1	1	0	0	1	1	0	0	0	.500	0	1	0	0	0		
Casey Day	0.00	0-0	1	0	0	0/0	0	0.0	0	0	0	2	0	0	0	0		0	0	0	0	0		
Ben Beutel	0.61	2-0	12	0	0	0/1	4	14.2	10	2	1	2	19	0	0	0	.208	1	0	1	2	1		
Brody Brecht	2.70	0-0	4	0	0	0/0	0	3.1	2	3	1	6	9	1	0	0	.143	7	0	0	0	0		
Benjamin DeTaeye	3.38	0-1	4	0	0	0/0	0	5.1	3	4	2	8	8	1	0	1	.167	2	1	0	0	0		
Jacob Henderson	3.86	0-0	7	0	0	0/0	0	4.2	9	7	2	2	4	2	1	0	.391	0	0	0	0	0		
Duncan Davitt	4.15	1-0	8	0	0	0/0	1	17.1	14	9	8	6	24	5	1	0	.215	3	4	0	0	2		
Jared Simpson	4.50	0-0	3	0	0	0/1	0	2.0	2	1	1	0	2	0	0	0	.222	1	0	0	0	0		
Cam Baumann	6.00	0-0	3	0	0	0/0	1	6.0	5	4	4	4	4	0	0	1	.227	0	0	0	0	0		
Connor Schultz	6.17	1-2	7	5	0	0/0	0	23.1	22	17	16	8	22	1	0	5	.247	1	1	0	0	1		
Chas Wheatley	6.75	0-0	2	0	0	0/0	0	2.2	2	2	2	2	3	1	0	0	.200	1	1	0	0	0		
Totals	3.43	17-7	24	24	1	3/2	7	215.0	175	103	82	89	234	36	4	15	.220	26	20	1	4	14		
Opponents	6.51	7-17	24	24	1	1/1	2	210.0	241	168	152	111	220	40	2	29	.285	37	42	2	8	6		

PB - Team (7), Tallman 7, Opp (1). Pickoffs - Team (7), Beutel 4, Schultz 1, DeTaeye 1, Mazur 1, Opp (3). SBA/ATT - Tallman (5-7), Moss (4-4), Schultz (4-4), Nedved (2-3), Brecht (1-1), Mazur (0-1), Wheatley (1-1), Davitt (1-1).



2022 IOWA BASEBALL GAME SUMMARY

Score by innings	1	2	3	4	5	6	7	8	9	EX	Total
IOWA	39	22	43	45	48	49	55	40	13	4	358
Opponents	28	39	29	21	15	41	24	30	15	4	246

Record when ...

Overall	36-19	After 6 leading	30-1
Conference	17-7 trailing	3-15
Non-Conference	19-12 tied	3-3
Home games	16-7	After 7 leading	32-1
Away games	12-7 trailing	1-13
Neutral site	8-5 tied	2-3
Day games	30-16	After 8 leading	32-1
Night games	6-3 trailing	0-14
vs Left starter	9-6 tied	3-2
vs Right starter	27-13		
1-Run games	7-5	Hit 0 home runs	11-11
2-Run games	6-4	... 1 home run	14-5
5+Run games	17-5	... 2+ home runs	11-3
Extra innings	2-2		
Shutouts	5-1	Opponent 0 home runs	25-10
	 1 home run	9-6
Scoring 0-2 runs	3-9 2+ HRs	2-3
..... 3-5 runs	9-6		
..... 6-9 runs	12-4	Made 0 errors	20-2
..... 10+ runs	12-0 1 error	11-9
	 2+ errors	5-8
Opponent 0-2 runs	20-3		
..... 3-5 runs	12-3	Opp. made 0 errors	13-7
..... 6-9 runs	2-6 1 error	7-8
..... 10+ runs	2-7 2+ errors	16-4
Scored in 1st inning	16-5	Out-hit opponent	27-8
Opp. scored in 1st	9-6	Out-hit by opponent	4-9
Scores first	23-8	Hits are tied	5-2
Opp. scores first	13-11		

Record when team scores:

Runs	0	1	2	3	4	5	6	7	8	9	10+
W-L	0-1	1-6	2-2	2-2	3-2	4-2	4-2	2-1	2-1	4-0	12-0

Record when opponent scores:

Runs	0	1	2	3	4	5	6	7	8	9	10+
W-L	5-0	7-0	8-3	7-2	3-0	2-1	0-1	0-3	2-1	0-1	2-7

Record when leading after:

Inn.	1	2	3	4	5	6	7	8
W-L	13-4	15-4	22-5	27-4	30-3	30-1	32-1	32-1

Record when trailing after:

Inn.	1	2	3	4	5	6	7	8
W-L	7-6	11-10	8-12	6-12	3-11	3-15	1-13	0-14

Record when tied after:

Inn.	1	2	3	4	5	6	7	8
W-L	16-9	10-5	6-2	3-3	3-5	3-3	2-3	3-2

Current losing streak: 1
 Longest winning streak: 7
 Longest losing streak: 3

Home attendance : 20989 (22 dates avg = 954)
 Away attendance : 42051 (31 dates avg = 1356)
 Total attendance: 63040 (53 dates avg = 1189)

DEFICITS OVERCOME (14-5)

Trailed 1-0 through 3 innings vs. Air Force (2/18)..... W, 12-2
 Trailed 1-0 through 3 innings at Texas A&M Corpus Christi (2/26)..... L, 1-2
 Trailed 2-0 through 2 and 2-1 through 4 vs. Texas A&M (3/5)..... L, 3-7
 Trailed 3-0 through 5.5 vs. Washington State (3/6)..... W, 6-5
 Trailed 1-0 through 6 at UC Irvine (3/12)..... L, 1-2
 Trailed 2-0 through 2 at UC Irvine (3/13)..... W, 12-10
 Trailed 1-0 through 2.5 vs. Texas Tech (3/20)..... W, 6-3
 Trailed 4-2 through 6.5 vs. St. Thomas (3/21)..... W, 6-5
 Trailed 4-3 through 6.5 vs. Central Michigan (3/25)..... W, 7-4
 Trailed 1-0 through 1, 6-4 through 7 at Bradley (4/6)..... W, 9-8 (11)
 Trailed 4-2 through 6.5 vs. Illinois (4/10)..... L, 5-9
 Trailed 2-0 through 0.5 vs. Minnesota (4/15)..... W, 9-3
 Trailed 1-0 through 5.5 vs. Minnesota (4/16)..... W, 2-1
 Trailed 3-0 through 7.5 vs. Minnesota (4/17)..... W, 9-3
 Trailed 3-1 through 2.5 innings vs. Bradley (4/19)..... W, 15-8
 Trailed 2-1 through 2.5 innings vs. Illinois State (5/3)..... L, 2-3
 Trailed 2-0 through 2.0 innings at Michigan State (5/14)..... W, 12-2
 Trailed 13-2 through 3.0 and 14-12 through 5.5 vs. Indiana (5/19).... W, 30-16
 Trailed 1-0 through 4.0 innings vs. Purdue (5/27)..... W, 5-4
 Trailed 1-0 through 3.5 innings vs. Penn State (5/28)..... W, 11-3



2022 IOWA BASEBALL HITTING STATS

Date	Opponent	ab	r	h	rbi	2b	3b	hr	tb	bb	ibb	sb	cs	hbp	sac	sf	gdp	k	po	a	e	lob	avg
Feb 18	vs Air Force	41	12	15	10	3	0	2	24	8	0	3	2	0	0	0	0	16	27	6	1	10	.366
Feb 19	vs Ball State	36	11	13	11	4	0	2	23	8	0	0	0	2	0	0	0	11	27	3	0	11	.364
Feb 20	vs Bucknell	33	3	8	3	2	0	0	10	2	0	0	1	0	0	1	1	7	27	4	0	6	.327
Feb 25	vs Pepperdine	31	3	9	3	1	1	0	12	2	0	1	1	0	0	0	0	4	27	10	0	6	.319
Feb 26	at AM Corpus Christi	38	1	4	1	1	0	1	8	2	0	0	0	0	0	0	0	11	31	6	2	6	.274
Feb 27	vs Wichita State	32	7	8	5	4	0	1	15	4	0	1	0	6	0	1	0	11	24	9	1	9	.270
Mar 01	LORAS COLLEGE	35	1	9	1	0	0	0	9	4	0	1	0	1	1	0	0	6	27	8	2	13	.268
Mar 02	CORNELL COLLEGE	32	8	10	7	3	0	1	16	6	0	2	0	2	0	0	2	5	27	3	0	8	.273
Mar 04	vs Wichita State	36	4	11	4	3	0	1	17	0	0	1	0	2	0	1	0	10	27	14	0	8	.277
Mar 05	vs Texas A&M	34	3	9	3	2	1	0	13	1	0	0	1	1	1	0	1	13	24	10	4	7	.276
Mar 06	vs Washington State	31	6	8	5	2	0	1	13	6	0	0	1	2	0	0	0	11	27	9	0	9	.274
Mar 11	at UC Irvine	40	6	15	6	3	1	0	20	2	0	1	0	0	0	2	0	12	24	3	1	11	.284
Mar 12	at UC Irvine	34	1	7	0	1	1	0	10	2	0	0	0	0	1	0	0	10	24	10	1	9	.278
Mar 13	at UC Irvine	38	12	11	12	6	0	0	17	7	0	0	1	2	0	0	1	8	27	4	3	8	.279
Mar 15	at San Diego State	36	6	9	6	2	0	1	14	6	0	2	0	3	0	0	0	13	27	5	1	12	.277
Mar 19	TEXAS TECH	34	3	8	3	1	0	0	9	5	0	1	1	1	0	0	0	13	27	5	2	10	.275
Mar 20	TEXAS TECH	28	6	5	6	1	0	1	9	3	0	2	0	0	1	1	0	10	27	4	1	3	.270
Mar 21	ST. THOMAS	30	6	7	5	2	0	1	12	4	0	1	0	0	1	1	0	7	27	11	2	6	.268
Mar 25	CENTRAL MICHIGAN	32	7	9	7	0	0	1	12	5	0	0	0	0	1	0	0	9	27	11	1	7	.269
Mar 26	CENTRAL MICHIGAN	32	1	5	1	1	0	0	6	4	0	1	0	1	0	0	0	16	27	8	3	9	.264
Mar 27	CENTRAL MICHIGAN	32	4	8	4	1	0	1	12	5	1	2	0	1	0	0	0	15	27	9	1	10	.263
*Apr 02	at Michigan	37	8	12	6	1	0	0	13	6	1	0	1	1	1	0	0	13	27	9	0	10	.266
*Apr 02	at Michigan	33	0	6	0	3	0	0	9	2	0	1	0	0	0	0	0	9	24	10	1	8	.262
*Apr 03	at Michigan	40	10	14	10	4	1	2	26	6	0	0	0	3	0	0	1	5	27	3	0	12	.267
Apr 06	at Bradley	36	9	9	7	2	0	0	11	12	0	4	0	2	1	3	1	4	33	12	1	12	.266
*Apr 09	ILLINOIS	30	4	7	4	2	0	1	12	4	0	0	1	0	0	0	1	8	27	2	0	6	.265
*Apr 09	ILLINOIS	48	5	10	5	2	0	2	18	4	0	0	0	1	0	1	1	12	39	11	2	10	.262
*Apr 10	ILLINOIS	32	5	8	5	1	0	2	15	6	0	0	0	1	2	0	0	9	27	8	1	9	.262
Apr 12	at Milwaukee	43	16	18	16	3	0	2	27	10	0	1	0	3	0	0	1	7	27	9	0	13	.268
*Apr 15	MINNESOTA	34	9	12	8	2	0	2	20	3	1	0	0	2	0	2	0	6	27	11	3	8	.271
*Apr 16	MINNESOTA	29	2	6	2	0	0	0	6	3	0	1	1	3	0	0	1	9	27	11	0	9	.269
*Apr 17	MINNESOTA	35	9	11	8	2	0	0	13	5	0	0	0	2	0	0	1	13	27	8	0	9	.271
Apr 19	BRADLEY	38	15	16	12	5	1	2	29	6	0	1	0	3	1	2	1	6	27	15	0	11	.276
*Apr 22	at Rutgers	31	4	5	4	1	0	2	12	6	0	1	0	1	0	1	2	9	27	6	0	8	.273
*Apr 23	at Rutgers	38	12	13	10	1	0	0	14	9	0	2	0	3	0	1	2	11	27	9	0	12	.275
*Apr 24	at Rutgers	38	4	12	3	1	1	0	15	3	1	0	1	2	0	0	0	11	24	13	1	12	.276
Apr 26	WESTERN ILLINOIS	28	11	9	8	2	1	1	16	7	0	3	0	1	0	1	0	2	21	11	0	8	.277
*Apr 29	at Nebraska	33	1	7	1	0	0	1	10	2	0	1	0	0	0	0	1	8	27	8	0	7	.275
*May 1	at Nebraska	25	1	4	1	1	0	1	8	0	0	0	0	1	0	0	0	7	18	8	1	4	.273
*May 1	at Nebraska	38	5	9	5	1	0	2	16	3	1	1	0	1	0	1	0	12	30	11	1	8	.272
May 03	ILLINOIS STATE	29	2	4	1	1	0	0	5	7	0	5	0	1	1	0	1	12	27	8	1	9	.270
*May 06	PURDUE	34	5	10	5	1	0	0	11	2	0	0	0	1	0	0	0	6	27	8	1	8	.270
*May 07	PURDUE	36	6	11	5	2	0	1	16	2	0	0	0	0	1	0	1	8	27	9	2	6	.271
*May 08	PURDUE	33	9	9	8	2	0	1	14	7	0	0	0	3	0	0	0	11	27	5	1	10	.271
*May 13	at Michigan State	38	5	12	5	3	0	1	18	3	0	1	0	2	1	1	0	5	27	10	2	13	.272
*May 14	at Michigan State	33	12	12	12	3	0	1	18	7	1	0	2	4	1	0	3	3	27	11	0	6	.274
*May 15	at Michigan State	37	8	11	8	1	0	2	18	6	0	0	0	4	0	0	0	7	24	8	2	12	.275
*May 19	INDIANA	50	30	23	27	3	0	5	41	12	0	0	0	5	0	0	0	12	27	7	1	13	.280
*May 20	INDIANA	37	12	14	10	3	0	2	23	5	0	0	0	2	0	1	0	13	27	10	0	9	.282
*May 21	INDIANA	28	2	3	1	0	0	1	6	5	0	1	0	0	0	0	0	13	27	7	0	7	.279
May 26	vs Penn State	28	2	2	1	0	0	0	2	4	0	0	0	1	0	1	1	15	27	4	0	5	.276
May 27	vs Purdue	33	5	8	3	1	0	0	9	4	1	0	0	1	3	0	0	11	27	11	2	9	.275
May 28	vs Penn State	40	11	16	10	4	0	2	26	7	1	0	0	4	1	0	2	4	27	11	1	17	.278
May 28	vs Michigan	36	7	10	7	1	1	0	13	5	0	0	0	3	2	0	0	7	27	14	0	12	.278
May 29	vs Michigan	24	1	5	1	1	0	0	6	4	0	0	0	1	1	0	0	8	21	6	1	8	.277
Totals		1897	358	526	322	103	9	50	797	263	8	42	14	86	22	22	26	514	1468	456	51	498	.277



2022 IOWA BASEBALL PITCHING SUMMARY

Date	Opponent	ip	h	r	er	bb	so	2b	3b	hr	wp	bk	hbp	dp	ibb	score	w-l	sv	era
Feb 18	vs Air Force	9.0	1	2	2	4	14	0	0	1	2	0	1	1	0	12-2	1-0	0	2.00
Feb 19	vs Ball State	9.0	2	1	1	6	20	0	0	0	1	2	1	0	0	11-1	2-0	0	1.50
Feb 20	vs Bucknell	9.0	3	0	0	4	12	0	0	0	0	0	1	1	0	3-0	3-0	1	1.00
Feb 25	vs Pepperdine	9.0	4	1	1	3	11	1	0	0	1	0	1	1	0	3-1	4-0	2	1.00
Feb 26	at AM Corpus Christi	10.1	5	2	2	2	16	0	0	1	1	1	1	1	0	1-2	4-1	2	1.17
Feb 27	vs Wichita State	8.0	7	8	7	9	11	0	0	2	2	2	2	0	0	7-8	4-2	2	2.15
Mar 01	LORAS COLLEGE	9.0	7	3	2	3	12	2	0	0	0	0	1	0	1	1-3	4-3	2	2.13
Mar 02	CORNELL COLLEGE	9.0	2	0	0	5	19	0	0	0	0	0	0	0	0	8-0	5-3	2	1.87
Mar 04	vs Wichita State	9.0	11	6	6	1	6	1	1	0	0	0	0	0	0	4-6	5-4	2	2.32
Mar 05	vs Texas A&M	8.0	7	7	2	8	11	2	0	0	4	0	1	1	0	3-7	5-5	2	2.32
Mar 06	vs Washington State	9.0	8	5	5	4	9	1	0	1	4	0	1	3	0	6-5	6-5	3	2.56
Mar 11	at UC Irvine	8.0	5	7	6	6	13	0	0	0	3	1	2	0	0	6-7	6-6	3	2.88
Mar 12	at UC Irvine	8.0	5	2	2	2	5	1	0	0	0	0	3	1	0	1-2	6-7	3	2.83
Mar 13	at UC Irvine	9.0	12	10	8	7	9	1	1	0	1	0	4	0	0	12-10	7-7	4	3.21
Mar 15	at San Diego State	9.0	9	4	3	7	20	2	0	0	2	0	0	0	0	6-4	8-7	5	3.20
Mar 19	TEXAS TECH	9.0	8	11	8	8	15	3	1	2	3	0	0	0	1	3-11	8-8	5	3.50
Mar 20	TEXAS TECH	9.0	4	3	3	2	17	0	0	2	0	0	1	0	0	6-3	9-8	5	3.47
Mar 21	ST. THOMAS	9.0	9	5	4	1	13	1	1	0	1	1	0	1	0	6-5	10-8	6	3.50
Mar 25	CENTRAL MICHIGAN	9.0	5	4	3	6	9	3	0	0	2	0	2	0	1	7-4	11-8	7	3.48
Mar 26	CENTRAL MICHIGAN	9.0	8	10	7	11	12	0	0	1	3	0	1	0	0	1-10	11-9	7	3.65
Mar 27	CENTRAL MICHIGAN	9.0	5	2	2	8	14	3	0	0	1	0	3	0	0	4-2	12-9	8	3.57
*Apr 02	at Michigan	9.0	5	2	2	4	11	0	0	0	0	0	0	0	0	8-2	13-9	8	3.50
*Apr 02	at Michigan	8.0	3	2	2	3	5	0	0	1	0	0	0	0	1	0-2	13-10	8	3.45
*Apr 03	at Michigan	9.0	7	3	3	3	16	2	0	0	0	1	1	0	0	10-3	14-10	8	3.43
Apr 06	at Bradley	11.0	9	8	8	8	18	1	0	1	3	0	0	1	0	9-8	15-10	8	3.59
*Apr 09	ILLINOIS	9.0	5	2	2	4	10	0	0	1	0	0	1	0	0	4-2	16-10	9	3.53
*Apr 09	ILLINOIS	13.0	8	7	6	11	22	3	0	0	4	0	2	0	1	5-7	16-11	9	3.56
*Apr 10	ILLINOIS	9.0	9	9	4	7	9	3	0	1	1	0	2	1	2	5-9	16-12	9	3.57
Apr 12	at Milwaukee	9.0	2	2	2	10	12	0	0	0	3	0	1	0	0	16-2	17-12	9	3.52
*Apr 15	MINNESOTA	9.0	7	3	1	0	13	2	0	0	2	0	1	0	0	9-3	18-12	9	3.44
*Apr 16	MINNESOTA	9.0	5	1	1	3	12	0	0	1	0	0	0	2	0	2-1	19-12	10	3.36
*Apr 17	MINNESOTA	9.0	8	3	3	5	7	4	0	0	1	0	0	1	1	9-3	20-12	10	3.35
Apr 19	BRADLEY	9.0	7	8	8	8	8	1	1	0	2	0	3	2	0	15-8	21-12	10	3.49
*Apr 22	at Rutgers	9.0	6	1	1	0	12	1	1	0	0	0	0	0	0	4-1	22-12	11	3.42
*Apr 23	at Rutgers	9.0	4	2	2	2	7	1	0	0	0	0	0	0	0	12-2	23-12	11	3.38
*Apr 24	at Rutgers	8.0	13	10	9	3	7	4	2	0	4	0	2	0	0	4-10	23-13	11	3.54
Apr 26	WESTERN ILLINOIS	7.0	8	1	1	4	7	0	0	0	2	0	0	2	0	11-1	24-13	11	3.49
*Apr 29	at Nebraska	9.0	2	0	0	2	6	0	0	0	0	0	1	0	0	1-0	25-13	11	3.40
*May 1	at Nebraska	6.0	10	12	8	8	7	1	0	4	3	0	1	0	0	1-12	25-14	11	3.55
*May 1	at Nebraska	10.0	7	3	2	3	10	1	0	0	2	0	1	1	0	5-3	26-14	12	3.50
May 03	ILLINOIS STATE	9.0	8	3	2	2	13	2	0	0	0	1	1	1	1	2-3	26-15	12	3.46
*May 06	PURDUE	9.0	5	2	2	1	4	1	0	0	1	0	0	0	0	5-2	27-15	13	3.43
*May 07	PURDUE	9.0	13	10	9	4	11	3	0	1	3	0	2	1	0	6-10	27-16	13	3.56
*May 08	PURDUE	9.0	5	1	1	1	12	1	0	1	0	0	1	0	0	9-1	28-16	13	3.50
*May 13	at Michigan State	9.0	4	0	0	2	9	1	0	0	0	0	0	2	0	5-0	29-16	13	3.42
*May 14	at Michigan State	9.0	9	2	2	2	6	0	0	0	1	0	4	1	1	12-2	30-16	14	3.39
*May 15	at Michigan State	8.0	10	11	6	5	12	2	1	0	3	0	1	1	0	8-11	30-17	14	3.46
*May 19	INDIANA	9.0	19	16	15	6	5	5	0	4	0	0	0	0	0	30-16	31-17	14	3.70
*May 20	INDIANA	9.0	3	0	0	5	10	1	0	0	1	0	0	0	0	12-0	32-17	14	3.62
*May 21	INDIANA	9.0	8	1	1	5	11	0	0	1	0	0	0	0	0	2-1	33-17	15	3.57
May 26	vs Penn State	9.0	7	5	5	7	17	1	0	1	0	0	2	0	1	2-5	33-18	15	3.60
May 27	vs Purdue	9.0	8	4	3	1	9	1	0	1	0	0	1	0	0	5-4	34-18	15	3.59
May 28	vs Penn State	9.0	5	3	3	8	5	1	0	0	0	0	2	1	0	11-3	35-18	15	3.57
May 28	vs Michigan	9.0	10	3	3	2	11	3	0	1	0	0	3	1	0	7-3	36-18	16	3.56
May 29	vs Michigan	7.0	8	13	11	9	7	3	1	0	0	0	2	0	1	1-13	36-19	16	3.72
Totals		489.1	374	246	202	255	609	70	10	29	67	9	61	28	12	358-246	36-19	16	3.72



2022 IOWA BASEBALL MISCELLANEOUS STATS

Multiple Hit Games	2	3	4	5+	Total
Keaton Anthony	16	5	1	-	22
Peyton Williams	13	3	3	1	20
Michael Seegers	13	3	3	-	19
Izaya Fullard	12	2	-	-	14
Sam Petersen	7	3	-	-	10
Kyle Huckstorf	7	1	-	1	9
Sam Hojnar	5	2	-	-	7
Ben Tallman	4	2	-	-	6
Brendan Sher	5	1	-	-	6
Cade Moss	3	1	-	-	4
Andy Nelson	2	1	-	-	3
Will Mulflur	1	2	-	-	3
Ben Wilmes	1	1	-	-	2
Brett McCleary	2	-	-	-	2
Ty Snep	1	-	-	-	1
Brayden Frazier	-	1	-	-	1
Anthony Mangano	1	-	-	-	1
TEAM	93	28	7	2	130

Multiple RBI Games	2	3	4	5+	Total
Keaton Anthony	6	4	2	1	13
Peyton Williams	6	4	-	1	11
Sam Petersen	3	4	-	1	8
Michael Seegers	3	2	2	-	7
Ben Wilmes	6	-	-	-	6
Kyle Huckstorf	2	3	-	1	6
Brendan Sher	3	1	-	-	4
Will Mulflur	3	1	-	-	4
Sam Hojnar	2	1	-	-	3
Brayden Frazier	2	1	-	-	3
Ben Tallman	2	-	-	-	2
Cade Moss	2	-	-	-	2
Izaya Fullard	2	-	-	-	2
Brett McCleary	2	-	-	-	2
Andy Nelson	-	1	-	-	1
TEAM	44	22	4	4	74

Hitting Streaks	Longest	Current
Keaton Anthony	14	1
Peyton Williams	12	-
Michael Seegers	7	4
Kyle Huckstorf	6	4
Brett McCleary	5	-
Cade Moss	5	-
Ben Tallman	5	-
Brendan Sher	5	-
Andy Nelson	5	-
Sam Petersen	5	1
Anthony Mangano	5	-
Izaya Fullard	4	4
Will Mulflur	4	2
Sam Hojnar	4	1
Ben Wilmes	3	-
Ty Snep	3	1
Brayden Frazier	3	-
Mitch Wood	1	-

Reached Base Streaks	Longest	Current
Peyton Williams	29	-
Keaton Anthony	19	16
Izaya Fullard	16	4
Michael Seegers	16	4
Ben Wilmes	13	13
Brendan Sher	12	-
Kyle Huckstorf	12	4
Will Mulflur	11	4
Sam Petersen	8	5
Ben Tallman	7	-
Brett McCleary	7	-
Andy Nelson	6	-
Anthony Mangano	5	-
Brayden Frazier	5	1
Sam Hojnar	5	1
Cade Moss	5	-
Alec Nigut	3	1
Ty Snep	3	2
Mitch Wood	1	-



THE LAST TIME...

Hitting Categories:

A Hawkeye hit a walk-off home run	Brett McCleary vs. Northwestern, 4/26/21 (W, 12-9) (3-run HR)
A Hawkeye hit a lead-off home run	Ben Norman at Rutgers, April 16, 2021 (W, 14-12)
A Hawkeye hit a grand slam	Kyle Huckstorf vs. Indiana, 5/19/22 (6-for-7, 3 HR, 12 RBIs), W, 30-16
A Hawkeye hit an inside-the-park home run	Matthew Sosa, March 9, 2019 vs. Evansville (W, 18-7)
A Hawkeye hit for the cycle	Peyton Williams vs. Bradley, 4/19/22 (5-for-5, 2 2B, 3B, HR, 5 RBIs, 4 R, BB), W, 15-8
A Hawkeye had 8 or more at-bats	^Eric Toole (3-for-8), Jake Manger (3-for-8), Joel Booker (2-for-8) vs. Sacramento State, 4/28/15
A Hawkeye hit four home runs in a game	Bill Heinz, April 20, 1988 at Minnesota (W, 17-3)
A Hawkeye hit three home runs in a game	Kyle Huckstorf vs. Indiana, 5/19/22 (6-for-7, 3 HR, 12 RBIs, W, 30-16)
A Hawkeye hit two home runs in a game	Keaton Anthony, Feb. 19, 2022, vs. Ball State (4-for-4, 2 2B, 2HR, 5 RBI, 4 R), 12-2 win
A Hawkeye had six or more hits in a game	^Kyle Huckstorf vs. Indiana, 5/19/22 (6-for-7, 3 HR, 12 RBIs, W, 30-16)
A Hawkeye had five hits in a game	Peyton Williams vs. Bradley, 4/19/22 (5-for-5, 2 2B, 3B, HR, 5 RBIs, 4 R, BB), W, 15-8
A Hawkeye had three doubles in a game	^Brayden Frazier at Michigan State, 5/30/21 (W, 11-3)
A Hawkeye hit two triples in a game	Zach McCool, April 20, 2010 vs Western Illinois (W, 6-5)
A Hawkeye had six or more RBIs in a game	^12, Kyle Huckstorf vs. Indiana, 5/19/22 (6-for-7, 3 HR, 12 RBIs, W, 30-16)
A Hawkeye stole five bases in a game	Lance Platz at Purdue in 1979
A Hawkeye stole home	Kyle Huckstorf at Bradley, 4/6/22 (W, 9-8 (11)
A Hawkeye walked five times in a game	^Michael Seegers vs. Indiana, 5/19/22 (W, 30-16)
A Hawkeye had three sacrifice hits in a game	Travis Sweet, March 23, 2007 at North Dakota State (W, 6-5)
A Hawkeye scored five runs in a game	^Ben Norman vs. Georgetown, 3/7/20 (W, 22-2)
A Hawkeye was hit by three pitches in a game	Nick Day, April 25, 2014 vs. South Dakota State
A Hawkeye hit a home run in five consecutive games	Jake Adams (May 12-18, 2017, vs. Ohio State, vs. Omaha, at Illinois)
A Hawkeye hit triples in consecutive games	Zeb Adreon vs. Northwestern (4/25-26, 2021)
The Hawkeyes hit back-to-back triples in a game	T.J. Cataldo & Matt Mossey, April 20, 2008 vs. Northwestern (L, 9-6)
The Hawkeyes hit five or more home runs in a game	5 vs. Indiana, May 19, 2022 (Huckstorf, Anthony, Huckstorf, Huckstorf, Petersen) (W, 30-16)
The Hawkeyes hit two grand slams in the same game	Robert Neustrom, Tyler Cropley vs. Bradley (W, 12-1), 3/22/17
The Hawkeyes hit back-to-back-to-back home runs in same game	May 18, 2017, at Illinois (McCoy, Adams, Neustrom)
The Hawkeyes left 15 or more people on base	17 vs. Penn State, May 28, 2022
The Hawkeyes hit into five double plays	May 23, 2007 vs. Illinois (L, 12-3 in Big Ten Tournament)

Pitching Categories:

A Hawkeye pitcher threw a no-hitter (7 innings)	Bill Drambel, 1979 vs. Kansas State
A Hawkeye pitcher threw a no-hitter (9 innings)	Cole McDonald, 8/25/17 vs. Czech Republic (World University Games) (W, 8-0)
A Hawkeye pitcher threw a perfect game (7 innings)	Chad Blackwell, April 29, 2000 vs. Northwestern (W, 4-0)
A Hawkeye pitcher threw a one-hitter (9 innings)	Jarred Hippen, April 29, 2011 at Minnesota (L, 1-0)
A Hawkeye pitcher threw a two-hitter (7 innings)	Steve Turnbull, March 23, 2007 vs. North Dakota State (W, 8-0)
Iowa was one hit	May 23, 2018 vs. Michigan at BTT (L, 2-1, 10 innings)
Iowa was no-hit	April 21, 2012 vs. Penn State (L, 2-0)
A Hawkeye pitcher threw a complete game (7 innings)	Drew Irvine vs. Rutgers, April 17, 2021 (W, 3-1)
A Hawkeye pitcher threw a complete game (9 innings)	C.J. Eldred, March 25, 2016 vs. Maryland (W, 8-1), April 1, 2016, at Minnesota (L, 1-4)
A Hawkeye pitcher threw a complete game shutout (7 innings)	Jack Dreyer vs. Western Michigan, 3/6/20 (W, 10-0, run-rule)
A Hawkeye pitcher threw a complete game shutout (9 innings)	Adam Mazur at Nebraska, 4/29/22 (W, 1-0)
The Hawkeyes were shut out	at Michigan, 4/2/22 - Game 2 (L, 0-2)
A Hawkeye pitcher recorded nine or more wins in a season	9, Blake Hickman, 2015
A Hawkeye closer recorded 10 or more saves in a season	14, Grant Leonard, 2019
A Hawkeye pitcher recorded 10 or more strikeouts	11, 2X, Adam Mazur vs. Minnesota (4/15/22) (W, 9-3), at Rutgers (4/22/22) (W, 4-1)

Fielding Categories:

The Hawkeyes committed five errors or more in a game	April 28, 2013 vs. Minnesota (L, 9-5) -- committed five.
A Hawkeye had 20 or more putouts	20, Steve Stumpff, 1975 vs. Tulsa
A Hawkeye had 15 or more putouts	17, Ben Tallman vs. Texas Tech, 3/20/22
A Hawkeye had eight or more assists in a game	10, Zach Daniels at Minnesota, 4/3/16
The Hawkeyes turned five double plays in a game	2003 vs. Ohio State^

Scoring and Misc. Categories:

The Hawkeyes recorded 20 or more hits	23 vs. Indiana, 5/19/22 (W, 30-16)
The Hawkeyes scored 20 or more runs	30 vs. Indiana, 5/19/22 (W, 30-16)
Iowa swept a four-game Big Ten series	at Northwestern, April 27-29, 2007 (W, 16-6, 15-10, 13-8, 14-10)
Iowa swept a three-game Big Ten series	vs. Indiana, 5/19-21/22) (W, 30-16, 12-0, 2-1)
Iowa swept consecutive three-game Big Ten series	vs. No. 19 Indiana (March 27-29, 2015); at Purdue (April 3-5, 2015)
Iowa was swept in a Big Ten three-game series	at Indiana (March 22-24, 2019) (L, 2-3, 1-13, 1-7); at Maryland (5/16-18/19)
Iowa defeated a ranked team	April 22-23, 2022, at No. 8 Rutgers (W, 4-1, 12-2)
Iowa swept a series over a ranked opponent	March 29-31, 2018 vs. No. 23 Illinois (W, 8-4, 2-1, 3-1)
Iowa won a road series over a ranked opponent	April 22-24, 2022, at No. 8 Rutgers (W, 4-1, W, 12-2, L, 4-10)
Iowa defeated a top-10 team	April 22-23, 2022, at #8 Rutgers (W, 4-1, 12-2)
The Hawkeyes played 14 or more innings	vs. Sacramento State, 4/28/15 (W, 4-3, 18 innings)
Iowa played a game over four and a half hours	4:35 vs. Indiana, 5/19/22 (W, 30-16)
Longest game in school history	5:40 vs. Sacramento State, 4/28/15 (W, 4-3, 18 innings)

* Bolded items are from the 2023 season ^Tied school record



2023 IOWA BASEBALL ROSTER

No.	Name	Pos.	Ht.	Wt	Yr.	B/T	Hometown/High School (Last School)
1	Jacob Henderson	RHP	6-0	185	RS Jr.	R/R	Gilbert, Ariz./Mesquite
2	Gable Mitchell	IF	5-9	172	Fr.	S/R	Iowa City, Iowa/City High
3	Nick Gottilla	LHP	6-1	190	Jr.	L/L	Davenport, Iowa/Assumption (State College of Florida/Central Florida)
4	Brayden Frazier	OF	6-0	195	RS Jr.	R/R	Cedar Rapids, Iowa/Cedar Rapids Jefferson
5	Sam Hojnar	IF	6-2	185	RS Jr.	S/R	Naperville, Ill./Central (Southern Illinois/Heartland CC)
6	Zach Voelker	RHP	6-2	215	RS So.	R/R	Granite Bay, Calif./Granite Bay (Long Beach State/San Joaquin Delta College)
7	Keaton Anthony	UTIL/RHP	6-4	211	RS So.	R/R	Hoschton, Ga./Mill Creek
9	Kyle Huckstorf	OF	5-8	175	RS Jr.	R/R	Waterford, Wis./Waterford (Iowa Western CC)
10	Michael Seegers	IF	5-10	160	Jr.	R/R	Oconomowoc, Wis./Home School
11	Sam Petersen	UTIL	6-0	195	So.	R/R	Huxley, Iowa/Ballard Huxley
12	Ben Tallman	C	6-0	205	RS Jr.	R/R	Billings, Mont./Billings West (NIACC/North Dakota State)
14	Brody Brecht	RHP	6-4	205	So.	R/R	Ankeny, Iowa/Ankeny
16	Max Tramontana	RHP	6-2	180	Fr.	R/R	Cincinnati, Ohio/Archbishop Moeller
17	Andy Nelson	UTIL	6-0	190	Jr.	R/R	Winfield, Ill./Wheaton North
18	Aaron Savary	RHP	6-3	180	Fr.	R/R	Dubuque, Iowa/Wahlert
19	Ben Wilmes	IF	6-0	175	So.	R/R	Johnston, Iowa/Johnston
20	Marcus Morgan	RHP	6-2	200	So.	L/R	Iowa City, Iowa/Iowa City West
24	Brennen Dorighi	UTIL	6-2	225	5th	L/R	Cherry Hills, Colo./Cherry Creek (Wofford)
25	Jack Whitlock	RHP	6-2	205	So.	L/R	Cumming, Ga./Johns Creek (Hutchinson CC/EKU)
26	Jared Simpson	LHP	6-4	205	RS Sr.	L/L	Clinton, Iowa/Clinton (Missouri/Iowa Western CC)
27	Ty Langenberg	RHP	6-2	190	Jr.	R/R	Urbandale, Iowa/Urbandale
28	Raider Tello	IF	6-0	205	RS So.	R/R	El Monte, Calif./Arcadia (Portland/Pasadena City College)
29	Jack Young	RHP	5-10	185	Jr.	R/R	LeClaire, Iowa/Pleasant Valley (Parkland College)
30	Caleb Strack	LHP	6-3	195	RS Jr.	R/L	Little Falls, Minn./Little Falls Community (Winona State)
31	Ben Swails	IF/OF	6-2	185	Fr.	R/R	Tiffin, Iowa/Clear Creek Amana
32	Reese Moore	C	6-0	210	Fr.	L/R	Van Meter, Iowa/Van Meter
33	Cade Obermueller	LHP	5-11	150	Fr.	L/L	Iowa City, Iowa/City High
34	Luke Llewellyn	RHP	6-4	220	RS Jr.	R/R	Urbandale, Iowa/Urbandale (Kirkwood CC)
35	Chase Moseley	OF	5-7	170	RS Jr.	R/R	Eldridge, Iowa/North Scott (Kirkwood CC)
38	Coy Sarsfield	OF	5-8	165	RS Fr.	R/R	Marion, Iowa/Linn Mar
40	Cade Moss	C	5-10	170	Jr.	R/R	Johnston, Iowa/ Johnston (Kirkwood CC)
41	Chas Wheatley	RHP	6-6	215	So.	R/R	Edmonton, Alberta, Canada/Strathcona
42	Will Mulflur	UTIL	5-11	200	Jr.	R/R	Mercer Island, Wash./Mercer Island (Tacoma CC)
43	Gehrig Christensen	C	6-1	185	RS Fr.	L/R	Urbandale, Iowa/Urbandale
44	Kellen Strohmeyer	UTIL	6-3	195	Fr.	L/R	Dubuque, Iowa/Hempstead
45	Blake Guerin	1B	6-6	280	Fr.	R/R	Shoreview, Minn./Mounds View
47	Will Christophersen	RHP	6-4	210	RS Jr.	R/R	Bettendorf, Iowa/Pleasant Valley (Michigan State)
48	Drew Proskovec	LHP	6-2	180	Fr.	L/L	Cedar Rapids, Iowa/Xavier
50	Benjamin DeTaeve	LHP	6-0	195	RS Jr.	L/L	Clive, Iowa/West Des Moines Valley (Iowa Central CC)

COACHING STAFF

Head Coach: #21 Rick Heller (Upper Iowa, 1986, 10th Year at Iowa)
Associate Head Coach/Recruiting Coordinator: #15 Marty Sutherland (Northern Iowa, 2002, 10th Year at Iowa)
Assistant Coach (Pitching): #13 Sean McGrath (Lafayette College, 2012, 1st Year at Iowa)
Volunteer Assistant Coach (Hitting): #8 Mitchell Boe (University of Iowa, 2019, 1st Year at Iowa)
Director, Baseball Operations: Nic Ungs (Northern Iowa, 2001, 6th Year at Iowa)
Director, Player Development: Ryan Colegate (Ohio Dominican, 2015, 1st Year at Iowa)
Student Assistant: Casey Day
Student Assistant: Ty Snep

SUPPORT STAFF

Athletic Trainer: Jake Feldman
Strength & Conditioning: Zach Walrod
Equipment Manager: Dan Hubbard
Academic Advisor: Troy Wulf
Communications: Sam Basler, Sydney Weber
Marketing: Demarcus Heglar, Elizabeth DeCorte

SQUAD ANALYSIS

Position Starters Returning/Lost: 4+DH/4
Letterwinners Returning/Lost: 20/16
Total Players/Newcomers: 39/17
Total Pitchers Returning/Lost: 10/8
Class Breakdown: 39 (9 Freshman, 2 RS Freshman, 6 Sophomores, 3 RS Sophomore, 7 Juniors, 10 RS Juniors, 1 RS Senior, 1 Graduate Student)
Newcomer Breakdown: 17 (9 Freshmen, 8 Transfer)
States: Iowa 23, Illinois 2, California 2, Georgia 2, Wisconsin 2, Minnesota 2, Arizona 1, Montana 1, Ohio 1, Colorado 1, Washington 1, Canada 1
How they hit: Right - 26, Left - 11, Switch - 2
How they throw: Right 33, Left - 6
How they pitch: RHP - 13, LHP - 6

ALPHABETICAL ROSTER

7 **ANTHONY**, Keaton
14 **BRECHT**, Brody
43 **CHRISTENSEN**, Gehrig
47 **CHRISTOPHERSEN**, Will
50 **DETAEVE**, Benjamin
24 **DORIGHI**, Brennen
4 **FRAZIER**, Brayden
3 **GOTTILLA**, Nick
45 **GUERIN**, Blake
1 **HENDERSON**, Jacob
5 **HOJNAR**, Sam
9 **HUCKSTORF**, Kyle
27 **LANGENBERG**, Ty
34 **LLEWELLYN**, Luke
2 **MITCHELL**, Gable
32 **MOORE**, Reese
20 **MORGAN**, Marcus
35 **MOSELEY**, Chase
40 **MOSS**, Cade
42 **MULFLUR**, Will
17 **NELSON**, Andy
33 **OBBERMUELLER**, Cade
11 **PETERSEN**, Sam
48 **PROSKOVEC**, Drew
38 **SARFIELD**, Coy
18 **SAVARY**, Aaron
10 **SEEGERS**, Michael
26 **SIMPSON**, Jared
30 **STRACK**, Caleb
44 **STROHMEYER**, Kellen
31 **SWAILS**, Ben
12 **TALLMAN**, Ben
28 **TELLO**, Raider
16 **TRAMONTANA**, Max
6 **VOELKER**, Zach
41 **WHEATLEY**, Chas
25 **WHITLOCK**, Jack
19 **WILMES**, Ben
29 **YOUNG**, Jack


PRONUNCIATION GUIDE

Brody Brecht: Breck-T
Brennen Dorighi: Doe-rig-e
Sam Hojnar: Hoe-nar
Luke Llewellyn: Lew-well-in
Will Mulflur: Mull-Flu-ur
Raider Tello: Tell-o
Chas Wheatley: Chaz
Ben Wilmes: Will-miss
Zach Voelker: Vole-Ker



1 JACOB HENDERSON

RS Jr. • RHP • 6-0 • 185 • R/R
Gilbert, Ariz. • Mesquite HS



2022 GAME-BY-GAME STATS

#1 Jacob Henderson - 21 appearances (All games)

Date	Opponent	GS	IP	H	R	ER	BB	SO	2B	3B	HR	WP	BK	HBP	IBB	Score	W-L	Sv	ERA	NP
Feb 18	vs Air Force		0.2	0	0	0	0	0	0	0	0	0	0	1	0	12-2	0-0	0	0.00	-
Mar 01	LORAS COLLEGE		1.0	0	0	0	0	3	0	0	0	0	0	0	0	1-3	0-0	0	0.00	15
Mar 04	vs Wichita State		0.2	2	0	0	0	1	0	0	0	0	0	0	0	4-6	0-0	0	0.00	11
Mar 05	vs Texas A&M		0.1	0	0	0	0	0	0	0	0	0	0	0	0	3-7	0-0	0	0.00	1
Mar 11	at UC Irvine		0.1	1	1	0	0	0	0	0	0	1	0	0	0	6-7	0-0	0	0.00	7
Mar 13	at UC Irvine		0.1	1	1	1	1	1	0	0	0	0	0	1	0	12-10	0-0	0	2.70	16
Mar 15	at San Diego State		0.2	1	0	0	0	2	0	0	0	1	0	0	0	6-4	0-0	0	2.25	15
Mar 25	CENTRAL MICHIGAN		0.1	1	0	0	0	1	0	0	0	0	0	0	0	7-4	1-0	0	2.08	8
Mar 27	CENTRAL MICHIGAN		1.0	0	0	0	0	2	0	0	0	0	0	0	0	4-2	1-0	1	1.69	12
Apr 06	at Bradley		0.0	2	2	2	0	0	0	0	1	0	0	0	0	9-8	1-0	1	5.06	5
Apr 09	ILLINOIS-2		0.1	0	0	0	0	0	0	0	0	0	0	0	0	5-7	1-0	1	4.76	2
Apr 10	ILLINOIS		0.1	0	0	0	0	0	0	0	0	0	0	0	0	5-9	1-0	1	4.50	5
Apr 12	at Milwaukee		1.0	0	0	0	0	2	0	0	0	0	0	0	0	16-2	1-0	1	3.86	13
Apr 19	BRADLEY		1.0	1	0	0	0	2	0	1	0	0	0	0	0	15-8	1-0	1	3.38	17
Apr 23	at Rutgers		1.0	2	2	2	1	1	1	0	0	0	0	0	0	12-2	1-0	1	5.00	27
Apr 26	WESTERN ILLINOIS		0.2	1	0	0	0	0	0	0	0	0	0	0	0	11-1	1-0	1	4.66	8
May 1	at Nebraska-1		0.1	2	1	0	0	0	0	0	0	0	0	0	0	1-12	1-0	1	4.50	4
May 07	PURDUE		1.1	0	0	0	0	2	0	0	0	0	0	0	0	6-10	1-0	1	3.97	16
May 15	at Michigan State		0.2	3	3	0	0	1	0	1	0	0	0	0	0	8-11	1-0	1	3.75	22
May 19	INDIANA		0.2	2	1	0	1	0	1	0	0	0	0	0	0	30-16	1-0	1	3.55	20
May 28	vs Penn State		0.0	1	0	0	1	0	0	0	0	0	0	0	0	11-3	1-0	1	3.55	9
Totals		0	12.2	20	11	5	4	18	2	2	1	2	0	2	0	184-134	1-0	1	3.55	-

CAREER-HIGHS

IP: 2.0, 2X, LAST VS. MARYLAND, 4/24/21

SO: 4 vs. NEBRASKA, 3/13/21

BB: 2 vs. NEBRASKA, 3/21/21

2022 SEASON HIGHLIGHTS

- Went 1-0 with a 3.75 ERA in 20 appearances... had 18 strikeouts to four walks over 12 2/3 innings... didn't allow a run in 15 of his 21 appearances... earned his first career win, pitching 1/3 of an inning against Central Michigan (3/25)... notched his first career save, getting the final three outs against Central Michigan (3/27) to clinch the series win... struck out the side against Loras College (3/1)... made his 2022 debut against Air Force (2/18), getting the final two outs in a 12-2 win.
- Made a career-high eight appearances in 2021... logging nine innings.

CAREER STATS

YEAR	ERA	W-L	APP	GS	CG	SHO	SV	IP	H	R	ER	BB	SO
2020	0.00	0-0	1	0	0	0/0	0	1.0	0	0	0	0	2
2021	5.00	0-0	8	0	0	0/0	0	9.0	8	5	5	7	6
2022	3.55	1-0	21	0	0	0/0	1	12.2	20	11	5	4	18
TOTALS	3.97	1-0	30	0	0	0/0	1	22.2	28	16	10	11	26

Instagram: [UIBaseball](#)




Twitter: [@UIBaseball](#)



Facebook: [iowabaseball](#)

2 GABLE MITCHELL

Fr. • IF • 5-9 • 172 • S/R
Iowa City, Iowa • City High



GAME-BY-GAME STATS

CAREER-HIGHS

AB:
H:
R:
2B:
3B:
HR:
RBIs:
BB:
SB:

SEASON HIGHLIGHTS

CAREER STATS

YEAR	AVG.	G-GS	AB	R	H	2B	3B	HR	RBIS	BB	HBP	SO	SB-A
TOTALS													

Instagram: [UIBaseball](#)




Twitter: [@UIBaseball](#)



Facebook: [iowabaseball](#)

3 NICK GOTTILLA

Jr. • LHP • 6-1 • 190 • L/L
Davenport, Iowa • State College of Florida • Central Florida • Assumption
HS-



GAME-BY-GAME STATS

CAREER-HIGHS

IP: 2.0, 2x, LAST VS STETSON, 2/23/21

SO: 3 VS JACKSONVILLE, 3/3/20

BB: 2, 2x, LAST AT TULANE, 5/14/21

SEASON HIGHLIGHTS

CAREER STATS

YEAR	ERA	W-L	APP	GS	CG	SHO	SV	IP	H	R	ER	BB	SO
2020*	0.00	0-0	6	0	0	0/0	0	6.1	0	0	0	4	8
2021*	14.21	0-0	10	0	0	0/0	0	6.1	13	12	10	4	5
TOTALS	7.11	0-0	16	0	0	0/0	0	12.2	13	12	10	8	13

* Statistics from prior team/school

Instagram: [UIBaseball](#)




Twitter: [@UIBaseball](#)



Facebook: [iowabaseball](#)

4 BRAYDEN FRAZIER

RS Jr. • OF • 6-0 • 195 • R/R
Cedar Rapids, Iowa • Cedar Rapids Jefferson HS



2022 GAME-BY-GAME STATS

#4 Brayden Frazier - 39 games (All games)

Date	Opponent	Pos	AB	R	H	RBI	2B	3B	HR	BB	SB	CS	HBP	SAC	SF	GDP	K	PO	A	E	Avg	
Feb 18	vs Air Force	*of/of	4	0	1	2	0	0	0	1	0	2	0	0	0	0	0	2	4	0	0	.250
Feb 19	vs Ball State	*of	5	2	3	2	2	0	0	0	0	0	0	0	0	0	0	2	0	0	0	.444
Feb 20	vs Bucknell	*of	4	1	1	0	0	0	0	0	0	0	0	0	0	0	0	2	1	0	0	.385
Feb 25	vs Pepperdine	*of	4	0	0	0	0	0	0	0	0	0	0	0	0	0	0	4	0	0	0	.294
Feb 26	at AM Corpus Christi	*of	5	1	1	1	0	0	1	0	0	0	0	0	0	0	1	0	0	0	0	.273
Feb 27	vs Wichita State	*of	3	0	0	0	0	0	0	0	0	0	2	0	0	0	2	0	0	0	0	.240
Mar 01	LORAS COLLEGE	ph	0	0	0	0	0	0	0	1	0	0	0	0	0	0	0	0	0	0	0	.240
Mar 02	CORNELL COLLEGE	*of	3	1	1	1	0	0	0	0	1	0	0	0	0	0	0	1	0	0	0	.250
Mar 04	vs Wichita State	*of	4	0	1	1	0	0	0	0	0	0	0	0	0	0	0	1	4	0	0	.250
Mar 05	vs Texas A&M	*of	3	0	0	0	0	0	0	0	0	0	0	0	0	0	0	2	1	0	0	.229
Mar 06	vs Washington State	*of	1	0	0	0	0	0	0	0	0	0	0	0	0	0	0	1	1	0	0	.222
Mar 12	at UC Irvine	*of	3	0	1	0	0	0	0	0	0	0	0	0	0	0	0	1	1	0	0	.231
Mar 13	at UC Irvine	*of	5	1	1	3	1	0	0	0	0	0	0	0	0	0	0	1	6	0	0	.227
Mar 15	at San Diego State	*of	4	1	1	0	0	0	0	1	0	0	0	0	0	0	0	3	0	0	0	.229
Mar 20	TEXAS TECH	*of	3	0	0	0	0	0	0	0	0	0	0	0	0	0	0	3	2	0	0	.216
Mar 25	CENTRAL MICHIGAN	*of	4	0	1	1	0	0	0	0	0	0	0	0	0	0	0	1	0	0	1	.218
Mar 26	CENTRAL MICHIGAN	*of	2	0	0	0	0	0	0	0	0	0	0	0	0	0	0	1	3	0	0	.211
Mar 27	CENTRAL MICHIGAN	of	0	0	0	0	0	0	0	0	0	0	0	0	0	0	0	0	0	0	0	.211
Apr 02	at Michigan-1	pr/of	0	0	0	0	0	0	0	0	0	0	0	0	0	0	0	0	0	0	0	.211
Apr 02	at Michigan-2	of	0	0	0	0	0	0	0	0	0	0	0	0	0	0	0	0	0	0	0	.211
Apr 03	at Michigan	pr/of	1	1	0	0	0	0	0	0	0	0	0	0	0	0	0	1	1	0	0	.207
Apr 06	at Bradley	of	1	0	0	0	0	0	0	0	0	0	0	0	0	0	0	0	0	0	0	.203
Apr 12	at Milwaukee	of	1	0	0	0	0	0	0	0	0	0	0	0	0	0	0	0	0	0	0	.200
Apr 15	MINNESOTA	pr/of	0	0	0	0	0	0	0	0	0	0	0	0	0	0	0	0	0	0	0	.200
Apr 16	MINNESOTA	*of	3	0	0	0	0	0	0	0	0	0	0	0	0	0	0	1	1	0	0	.190
Apr 17	MINNESOTA	of	1	0	0	0	0	0	0	0	0	0	0	0	0	0	0	0	1	0	0	.188
Apr 19	BRADLEY	of	1	0	0	0	0	0	0	0	0	0	0	0	0	0	0	0	0	0	0	.185
Apr 22	at Rutgers	of	0	0	0	0	0	0	0	0	0	0	0	0	0	0	0	0	0	0	0	.185
Apr 23	at Rutgers	pr/of	0	0	0	0	0	0	0	0	0	0	0	0	0	0	0	0	0	0	0	.185
Apr 24	at Rutgers	of	2	0	0	0	0	0	0	0	0	0	0	0	0	0	0	1	0	0	0	.179
Apr 26	WESTERN ILLINOIS	pr/of	0	0	0	0	0	0	0	0	0	0	0	0	0	0	0	0	0	0	0	.179
May 1	at Nebraska-2	of	0	0	0	0	0	0	0	0	0	0	0	0	0	0	0	0	0	0	0	.179
May 07	PURDUE	of	0	0	0	0	0	0	0	0	0	0	0	0	0	0	0	0	0	0	0	.179
May 08	PURDUE	pr/of	0	0	0	0	0	0	0	0	0	0	0	0	0	0	0	0	1	0	0	.179
May 14	at Michigan State	pr/of	0	0	0	0	0	0	0	0	0	0	0	0	0	0	0	0	1	0	0	.179
May 19	INDIANA	pr/of	0	1	0	1	0	0	0	1	0	0	0	0	0	0	0	0	0	0	0	.179
May 20	INDIANA	ph	1	0	0	0	0	0	0	0	0	0	0	0	0	0	0	0	0	0	0	.176
May 27	vs Purdue	ph/dh	1	1	0	0	0	0	0	2	0	0	0	0	0	0	0	1	0	0	0	.174
May 28	vs Penn State	pr/of	0	1	0	0	0	0	0	0	0	0	0	0	0	0	0	0	1	0	0	.174
Totals			17gs	69	11	12	12	4	0	1	6	1	2	2	0	0	0	25	36	0	1	.174

On base pct. .260 • Slugging pct. .275

CAREER HIGHS

AB: 5, 3X, LAST AT UC IRVINE, 3/13/22

H: 3, 3X, LAST VS. BALL STATE, 2/19/22

R: 2, 3X, LAST VS. BALL STATE, 2/19/22

2B: 3 AT MICHIGAN STATE, 5/30/21

3B: --

HR: 1 AT TEXAS A&M CC, 2/26/22

RBI: 3, 4X, LAST AT UC IRVINE, 3/13/22

BB: 3 AT MICHIGAN STATE, 5/29/21

SB: 1, 4X, LAST VS. CORNELL COLLEGE, 3/2/22

2022 SEASON HIGHLIGHTS

- Team captain... started 17 games -- 13 in left and four in right field -- and appeared in 39 contests... hit safely in 10 games... hit .174 (12-of-69) with 12 RBIs and 11 runs scored... drove in three runs, finishing 1-for-5 with a double at UC Irvine (3/13)... went 1-for-5 with a solo home run -- the first of his career -- at Texas A&M Corpus Christi (2/26)... went 3-for-5 with two doubles and two RBIs in a 11-1 win over Ball State (2/19).
- Returning starter after starting 19 games in 2021... fourth year in the program... has best outfield arm... hit .325 with 10 doubles, 16 RBIs and 16 runs as a redshirt freshman... tied a school record with three doubles at Michigan State.

CAREER STATS

YEAR	AVG.	G-GS	AB	R	H	2B	3B	HR	RBIS	BB	HBP	SO	SB-A
2020	.200	9-5	20	0	4	1	0	0	6	4	1	7	0-1
2021	.325	31-19	80	16	26	10	0	0	16	15	2	20	3-3
2022	.174	39-17	69	11	12	4	0	1	12	6	2	25	1-3
TOTALS	.249	79-41	169	27	42	15	0	1	34	25	5	52	4-7

Instagram: [UIBaseball](#)



Twitter: [@UIBaseball](#)



Facebook: [iowabaseball](#)

5 SAM HOJNAR

RS Jr. • IF • 6-2 • 185 • S/R

Naperville, Ill. • Heartland CC • Southern Illinois • Central HS



2022 GAME-BY-GAME STATS

#28 Sam Hojnar - 33 games (All games)

Date	Opponent	Pos	AB	R	H	RBI	2B	3B	HR	BB	SB	CS	HBP	SAC	SF	GDP	K	PO	A	E	Avg
Feb 18	vs Air Force	ph	1	0	0	0	0	0	0	0	0	0	0	0	0	0	0	0	0	0	.000
Feb 19	vs Ball State	ph/3b	1	0	1	0	0	0	0	0	0	0	0	0	0	0	0	0	0	0	.500
Feb 20	vs Bucknell	*3b	4	1	3	0	1	0	0	0	0	0	0	0	0	0	0	0	0	0	.667
Feb 25	vs Pepperdine	*3b	4	0	1	0	0	0	0	0	0	0	0	0	0	0	0	2	0	0	.500
Feb 26	at AM Corpus Christi	*3b	1	0	0	0	0	0	0	0	0	0	0	0	0	0	0	0	1	0	.455
Feb 27	vs Wichita State	*3b	3	0	1	0	1	0	0	0	0	0	2	0	0	0	0	0	4	0	.429
Mar 01	LORAS COLLEGE	*3b	5	0	1	0	0	0	0	0	0	0	0	0	0	0	0	0	0	0	.368
Mar 04	vs Wichita State	*3b	3	0	0	1	0	0	0	0	0	0	0	0	1	0	0	1	2	0	.318
Mar 05	vs Texas A&M	*3b	4	0	1	0	0	0	0	0	0	0	1	0	0	0	3	1	2	1	.308
Mar 06	vs Washington State	2b	1	0	0	0	0	0	0	0	0	0	0	0	0	0	1	0	0	0	.296
Mar 11	at UC Irvine	ph/2b	2	0	2	0	1	0	0	0	0	0	0	0	0	0	0	0	0	0	.345
Mar 12	at UC Irvine	*2b	4	0	0	0	0	0	0	0	0	0	0	0	0	0	1	5	2	0	.303
Mar 13	at UC Irvine	*2b	3	1	2	1	1	0	0	1	0	0	1	0	0	0	0	1	1	0	.333
Mar 15	at San Diego State	*3b	1	1	0	0	0	0	1	1	0	0	1	0	0	0	0	0	0	0	.324
Mar 19	TEXAS TECH	*2b	3	1	1	0	0	0	0	1	0	0	0	0	0	0	1	0	2	0	.325
Mar 21	ST. THOMAS	*1b	4	0	2	2	1	0	0	0	0	0	0	0	0	0	0	10	1	0	.341
Mar 25	CENTRAL MICHIGAN	*2b	3	1	0	0	0	0	0	1	0	0	0	0	0	0	1	1	1	0	.319
Mar 26	CENTRAL MICHIGAN	*2b	2	0	0	0	0	0	0	0	0	0	0	0	0	0	2	1	0	0	.306
Mar 27	CENTRAL MICHIGAN	*2b	2	1	0	0	0	0	0	1	0	0	0	0	0	0	2	0	0	0	.294
Apr 02	at Michigan-1	*2b	4	0	0	0	0	0	0	1	0	0	0	0	0	0	0	1	0	1	.273
Apr 02	at Michigan-2	ph/dh	1	0	0	0	0	0	0	0	0	0	0	0	0	0	0	0	0	0	.268
Apr 03	at Michigan	*2b	3	0	0	0	0	0	0	2	0	0	0	0	0	0	0	0	1	0	.254
Apr 26	WESTERN ILLINOIS	2b	0	0	0	0	0	0	0	0	0	0	0	0	0	0	0	0	0	0	.254
May 07	PURDUE	ph	1	0	0	0	0	0	0	0	0	0	0	0	0	0	0	1	0	0	.250
May 08	PURDUE	*dh	1	0	0	0	0	0	0	0	0	0	0	0	0	0	0	0	0	0	.246
May 13	at Michigan State	ph	1	0	0	0	0	0	0	0	0	0	0	0	0	0	0	0	0	0	.242
May 14	at Michigan State	*2b	4	2	2	1	0	0	0	1	0	0	0	0	0	0	0	1	3	0	.258
May 15	at Michigan State	*2b	5	0	1	1	0	0	0	0	0	0	0	0	0	0	0	0	2	0	.254
May 19	INDIANA	*2b	7	2	2	2	0	0	0	0	0	0	0	0	0	0	2	0	1	1	.256
May 20	INDIANA	*2b	4	3	3	3	2	0	0	0	0	0	0	0	0	0	1	1	1	0	.280
May 27	vs Purdue	*dh	2	0	0	0	0	0	0	0	0	0	0	0	0	0	0	1	0	0	.274
May 28	vs Penn State	pr	1	0	0	0	0	0	0	0	0	0	0	0	0	0	0	1	0	0	.271
May 28	vs Michigan	*dh	3	0	1	0	0	0	0	0	0	0	0	0	0	0	1	0	0	0	.273
Totals			23gs	88	13	24	11	7	0	9	1	1	4	0	1	0	21	22	25	2	.273

On base pct. .363 • Slugging pct. .352

CAREER HIGHS

AB: 7 vs. INDIANA, 5/19/22

H: 3 vs. BUCKNELL, 2/20/2022

R: 3 vs. INDIANA, 5/20/22

2B: 1, 5X, LAST vs. ST. THOMAS, 3/21/22

3B: --

HR: --

RBI: 3 vs. INDIANA, 5/20/22

BB: 2 AT MICHIGAN, 4/3/22

SB: 1 AT SAN DIEGO STATE, 3/15/22

2022 SEASON HIGHLIGHTS

• Switch hitter... started 23 games -- seven at third base, 12 at second base and once at first base and twice as the designated hitter -- and appeared in 33 contests... hit .273 (24-of-88) with seven doubles, 13 runs and 11 RBIs... hit safely in 15 games... hit .455 (5-of-11) with two doubles, five runs and five RBIs in the sweep of Indiana (5/19-21)... went 2-for-7 with two RBIs and two runs scored in game one and 3-for-4 with two doubles, three runs and three RBIs in game two... finished 2-for-4 with two runs scored and an RBI in game two at Michigan State (5/14)... missed three weeks from April 3-26 with mono... went 2-for-4 with a double and two RBIs against St. Thomas (3/21)... had the go-ahead two-run single in the seventh inning... hit .444 (4-of-9) with two multi-hit games at UC Irvine (3/11-13)... went 3-for-4 with a double and run scored against Bucknell (2/20) in first career start.

• Hit .360 with 14 doubles, four triples and nine home runs at Heartland Community College... spent the 2020 season at Southern Illinois.


CAREER STATS

YEAR	AVG.	G-GS	AB	R	H	2B	3B	HR	RBIS	BB	HBP	SO	SB-A
2022	.273	33-23	88	13	24	7	0	0	11	9	4	21	1-2
TOTALS	.273	33-23	88	13	24	7	0	0	11	9	4	21	1-2



6 ZACH VOELKER

RS So. • RHP • 6-2 • 215 • R/R
Granite Bay, Calif. • Long Beach State • San Joaquin Delta • Granite Bay



GAME-BY-GAME STATS

CAREER-HIGHS

IP: 7.0 vs. UC SAN DIEGO, 4/3/22

SO: 7 vs. UCONN, 3/16/22

BB: 3, 4x, LAST vs. CAL ST. FULLERTON, 5/22/22

SEASON HIGHLIGHTS

CAREER STATS

YEAR	ERA	W-L	APP	GS	CG	SHO	SV	IP	H	R	ER	BB	SO
2022*	6.05	4-4	14	7	0	0/0	0	38.2	40	26	26	18	32
TOTALS	6.05	4-4	14	7	0	0/0	0	38.2	40	26	26	18	32

* Statistics from prior team/school

Instagram: [UIBaseball](#)




Twitter: [@UIBaseball](#)



Facebook: [iowabaseball](#)

9 KYLE HUCKSTORF

RS Jr. • OF • 5-8 • 175 • R/R
Waterford, Wis. • Iowa Western CC • Waterford HS



2022 GAME-BY-GAME STATS

#9 Kyle Huckstorf - 54 games (All games)

Date	Opponent	Pos	AB	R	H	RBI	2B	3B	HR	BB	SB	CS	HBP	SAC	SF	GDP	K	PO	A	E	Avg
Feb 18	vs Air Force	*of	3	1	1	1	0	0	0	0	1	0	0	0	0	0	2	1	0	0	.333
Feb 19	vs Ball State	*of	3	0	1	2	0	0	0	0	0	0	0	0	0	0	0	0	0	0	.333
Feb 20	vs Bucknell	ph/of	2	0	0	0	0	0	0	0	0	0	0	0	0	0	0	1	0	0	.250
Feb 25	vs Pepperdine	*of	2	2	1	0	1	0	1	1	0	0	0	0	0	0	0	1	0	0	.300
Feb 26	at AM Corpus Christi	*of	4	0	1	0	0	0	0	0	0	0	0	0	0	0	1	2	0	0	.286
Feb 27	vs Wichita State	*of	4	1	1	0	1	0	0	0	0	0	0	0	0	0	1	0	0	0	.278
Mar 01	LORAS COLLEGE	*of	4	0	1	0	0	0	0	0	0	0	0	0	0	0	1	1	0	1	.273
Mar 04	vs Wichita State	*of	4	0	2	0	0	0	0	0	1	0	0	0	0	0	1	2	0	0	.308
Mar 05	vs Texas A&M	*of	3	0	0	1	0	0	0	0	0	0	0	1	0	0	1	1	0	0	.276
Mar 06	vs Washington State	*of	2	0	0	0	0	0	0	1	0	0	1	0	0	0	2	1	0	0	.258
Mar 11	at UC Irvine	*of	4	0	1	0	0	0	0	0	0	0	0	0	0	0	2	2	0	0	.257
Mar 12	at UC Irvine	pr/of	1	0	1	0	0	0	0	0	0	0	0	0	0	0	0	0	0	0	.278
Mar 13	at UC Irvine	*of	5	1	3	3	1	0	0	0	0	0	0	0	0	0	0	4	0	1	.317
Mar 15	at San Diego State	*of	4	1	1	1	0	0	0	0	0	0	1	0	0	0	1	2	0	0	.311
Mar 19	TEXAS TECH	*of	3	0	1	0	0	0	0	0	0	1	0	0	0	0	2	2	0	0	.312
Mar 20	TEXAS TECH	*of	4	0	1	0	0	0	0	1	0	0	0	0	0	0	0	2	0	0	.308
Mar 21	ST. THOMAS	*of	3	1	0	0	0	0	0	1	0	0	0	0	0	0	0	1	0	0	.291
Mar 25	CENTRAL MICHIGAN	*of	4	1	2	1	0	0	0	0	0	0	0	0	0	0	1	1	0	0	.305
Mar 26	CENTRAL MICHIGAN	*of	4	0	0	0	0	0	0	1	0	1	0	0	0	0	0	2	0	0	.286
Mar 27	CENTRAL MICHIGAN	*of	3	1	1	0	0	0	0	0	1	0	1	0	0	0	2	2	0	0	.288
Apr 02	at Michigan-1	*of	3	0	2	1	0	0	0	1	0	0	0	1	0	0	1	3	1	0	.304
Apr 02	at Michigan-2	*of	4	0	0	0	0	0	0	0	0	0	0	0	0	0	3	1	0	0	.288
Apr 03	at Michigan	*of	5	1	1	1	0	1	0	0	0	0	0	0	0	0	2	4	0	0	.282
Apr 06	at Bradley	*of	3	3	1	1	1	0	0	2	1	0	1	0	0	0	2	0	0	0	.284
Apr 09	ILLINOIS-1	*of	4	0	1	0	0	0	0	0	1	0	0	0	0	0	1	7	0	0	.282
Apr 09	ILLINOIS-2	*of	5	0	0	0	0	0	0	1	0	0	0	0	0	0	3	3	0	0	.267
Apr 10	ILLINOIS	*of	3	0	1	0	0	0	0	1	0	0	0	0	0	0	0	4	0	0	.269
Apr 12	at Milwaukee	*of	3	2	1	2	0	0	1	0	0	1	0	0	0	0	1	1	0	0	.271
Apr 15	MINNESOTA	*of	3	1	1	0	0	0	0	0	0	1	0	0	0	0	0	1	0	0	.273
Apr 16	MINNESOTA	*of	4	0	0	0	0	0	0	0	0	0	0	0	0	1	2	2	0	0	.262
Apr 17	MINNESOTA	*of	3	1	1	0	0	0	0	1	0	0	0	0	0	0	1	3	0	0	.264
Apr 19	BRADLEY	*of	3	1	0	1	0	0	0	1	1	0	0	0	1	0	0	2	0	0	.257
Apr 22	at Rutgers	*of	3	0	0	0	0	0	0	1	0	0	0	0	0	0	2	2	0	0	.250
Apr 23	at Rutgers	*of	4	0	0	0	0	0	0	0	0	0	0	0	0	0	3	1	0	0	.241
Apr 24	at Rutgers	*of	1	0	0	0	0	0	0	0	0	0	0	0	0	0	1	1	0	0	.239
Apr 26	WESTERN ILLINOIS	*of	2	3	1	0	1	0	0	1	0	0	0	0	0	0	0	1	0	0	.244
Apr 29	at Nebraska	*of	3	0	0	0	0	0	0	0	0	0	0	0	0	0	3	3	0	0	.238
May 1	at Nebraska-1	*of	2	0	1	0	1	0	0	0	0	0	0	0	0	0	0	0	0	0	.242
May 1	at Nebraska-2	*of	3	1	1	0	0	0	0	0	0	0	0	0	0	0	1	1	0	0	.244
May 03	ILLINOIS STATE	*of	0	0	0	0	0	0	0	0	0	0	1	0	0	0	0	0	0	0	.244
May 06	PURDUE	*of	4	0	0	0	0	0	0	0	0	0	0	0	0	0	1	3	0	0	.237
May 07	PURDUE	*of	4	0	2	0	0	0	0	0	0	0	0	0	0	0	1	3	0	0	.244
May 08	PURDUE	*of	4	0	1	0	0	0	0	0	0	0	0	0	0	0	1	7	0	0	.245
May 13	at Michigan State	*of	4	1	2	3	1	0	1	0	0	1	0	0	0	0	0	3	0	0	.252
May 14	at Michigan State	*of	2	1	0	0	0	0	0	2	0	0	1	0	0	0	1	0	0	0	.248
May 15	at Michigan State	*of	3	1	1	0	0	0	0	1	0	0	1	0	0	0	1	1	0	0	.250
May 19	INDIANA	*of	7	4	6	12	0	0	3	0	0	0	0	0	0	0	1	2	0	0	.277
May 20	INDIANA	*of	4	0	1	0	0	0	0	0	0	0	1	0	0	0	2	3	0	0	.277
May 21	INDIANA	*of	2	1	0	0	0	0	0	1	0	0	0	0	0	0	1	2	0	0	.273
May 26	vs Penn State	*of	2	0	0	1	0	0	0	0	0	0	0	1	0	1	0	1	0	0	.270
May 27	vs Purdue	*of	4	1	1	0	0	0	0	0	0	0	0	0	0	0	1	1	0	0	.269
May 28	vs Penn State	*of	3	3	2	1	1	0	1	1	0	0	1	0	0	0	0	2	0	0	.276
May 28	vs Michigan	*of	3	0	2	3	0	1	0	1	0	0	0	1	0	0	0	1	0	0	.283
May 29	vs Michigan	*of	3	0	1	1	0	0	0	0	0	0	0	0	0	0	1	1	0	0	.284
Totals			51gs	176	34	50	36	7	3	5	19	8	2	13	3	2	55	98	2	2	.284

On base pct. .390 • Slugging pct. .443

CAREER-HIGHS
AB: 7 vs. INDIANA, 5/19/22

H: 6 vs. INDIANA, 5/19/22

R: 4 vs. INDIANA, 5/19/22

2B: 1, 7X, LAST vs. MICHIGAN, 5/28/22

3B: 1, 3X, LAST AT NEBRASKA, 5/1/22

HR: 3 vs. INDIANA, 5/19/22

RBI: 12 vs. INDIANA, 5/19/22

BB: 2, 2X, LAST AT MICHIGAN STATE, 5/14/22

SB: 1, 8X, LAST vs. BRADLEY, 4/19/22

2022 SEASON HIGHLIGHTS

- Started 51 games in center field... hit .284 (50-for-176) with 36 RBIs and 34 runs scored... hit safely in 36 games... had nine multi-hit games (one six-hit, seven 2-hit, one 3-hit)... had two top 10 plays on SportsCenter this season... Big Ten All-Tournament team selection after hitting a team-best .400 (6-of-15) with a double, triple and home run and six RBIs... went 2-for-3 with a solo homer against Penn State (5/28) and 2-for-3 with a triple and three RBIs against Michigan (5/28)... Collegiate Baseball National Player of the Week (May 23), Dick Howser Trophy National Co-Hitter of the Week (May 24) and Big Ten Player of the Week (May 24) after hitting .538 (7-of-13) with three home runs, 12 RBIs and five runs scored in the series sweep of Indiana (5/19-21)... set Big Ten and Iowa records in game one against IU with six hits and 12 RBIs... finished 6-for-7 with three home runs (two three-run shots in the same inning and a grand slam) with 12 RBIs... went 2-for-4 with a double and tied a career high with three RBIs in series opener at Michigan State (5/13)... made a full extension, Superman-esque catch to rob Curtis Washington of a hit in series finale against Purdue (5/8) -- the play was No. 1 on SportsCenter's Top 10 for May 8... went 2-for-4 in game two against Purdue (5/7)... went 1-for-2 with a double and a career-high three runs scored against Western Illinois (4/26)... finished 1-for-3 with two runs and two RBIs at Milwaukee (4/12)... went 1-for-3 with three runs scored and stole home at Bradley (4/6)... went 2-for-4 with an RBI in series-opening win over Central Michigan (3/25)... hit .500 (5-of-10) with a double and three RBIs at UC Irvine (3/11-13)... went 3-for-5 with a double and three RBIs in series finale (3/13)... had his first two-hit game, finishing 2-for-4 against Wichita State (3/4) at the Frisco Classic... hit .300 (3-of-10) with three runs scored and two extra base hits at the Kleberg Bank Classic (2/25-27)... went 1-for-2 with a triple and two runs scored in 3-1 win over Pepperdine (2/25)... had first career hit and drove in a run in 12-2 win over Air Force (2/18)... went 1-for-3 with two RBIs in 11-1 win over Ball State (2/19).
- Honorable mention All-American at Iowa Western CC... first-team All-Region honoree... hit .401 with 12 doubles, six triples and six home runs... was 18-of-19 on base paths.

CAREER STATS

YEAR	AVG.	G-GS	AB	R	H	2B	3B	HR	RBIS	BB	HBP	SO	SB-A
2022	.284	54-51	176	34	50	7	3	5	36	19	13	55	8-10
TOTALS	.284	54-51	176	34	50	7	3	5	36	19	13	55	8-10

Instagram: UIBaseball




Twitter: @UIBaseball



Facebook: iowabaseball

10 MICHAEL SEEGERS

Jr. • IF • 5-10 • 160 • R/R
Oconomowoc, Wis. • Home School



CAREER-HIGHS

- AB: 6, 4X, LAST VS. MICHIGAN, 5/28/22
- H: 4, 3X, LAST VS. PENN STATE, 5/28/22
- R: 3, 3X, LAST VS. INDIANA, 5/19/22
- 2B: 2, 2X, LAST VS AIR FORCE 2/18/22
- 3B: 1 AT UC IRVINE, 3/12/22
- HR: 1 VS. WESTERN ILLINOIS, 4/26/22
- RBI: 4, 2X, LAST VS. INDIANA, 5/20/22
- BB: 5 VS. INDIANA, 5/19/22
- SB: 2 VS. ILLINOIS STATE, 5/3/22

2022 GAME-BY-GAME STATS

#10 Michael Seegers - 54 games (All games)

Date	Opponent	Pos	AB	R	H	RBI	2B	3B	HR	BB	SB	CS	HBP	SAC	SF	GDP	K	PO	A	E	Avg	
Feb 18	vs Air Force	*SS	5	2	3	1	1	0	0	0	0	0	0	0	0	0	1	2	1	0	.600	
Feb 19	vs Ball State	*SS	6	1	1	0	0	0	0	0	0	0	0	0	0	0	2	0	0	0	.364	
Feb 20	vs Bucknell	*SS	4	0	0	0	0	0	0	0	0	0	0	0	0	0	0	3	1	0	.267	
Feb 25	vs Pepperdine	*SS	4	0	3	2	0	0	0	0	0	1	0	0	0	0	0	1	3	0	.368	
Feb 26	at AM Corpus Christi	*SS	5	0	0	0	0	0	0	0	0	0	0	0	0	0	1	2	0	0	.292	
Feb 27	vs Wichita State	*SS	3	1	0	0	0	0	2	0	0	0	0	0	0	0	0	1	0	0	.259	
Mar 01	LORAS COLLEGE	*SS	4	0	1	0	0	0	0	0	0	0	0	0	0	0	1	1	3	0	.258	
Mar 04	vs Wichita State	*SS	4	1	2	0	0	0	0	0	0	0	0	0	0	0	1	1	4	0	.286	
Mar 05	vs Texas A&M	*SS	5	0	1	1	0	0	0	0	0	0	0	0	0	0	1	4	3	0	.275	
Mar 06	vs Washington State	*SS	4	0	0	0	0	0	0	0	0	0	1	0	0	0	1	2	3	0	.250	
Mar 11	at UC Irvine	*SS	5	1	3	0	0	0	0	0	0	0	0	0	0	0	1	1	2	0	.286	
Mar 12	at UC Irvine	*SS	5	1	1	0	0	1	0	0	0	0	0	0	0	0	1	1	3	0	.278	
Mar 13	at UC Irvine	*SS	5	1	0	0	0	0	0	1	0	1	0	0	0	0	1	0	0	1	.254	
Mar 15	at San Diego State	*SS	3	1	0	0	0	0	2	0	0	0	0	0	0	0	1	0	0	0	.242	
Mar 19	TEXAS TECH	*SS	3	0	1	0	0	0	0	2	1	0	0	0	0	0	1	2	2	0	.246	
Mar 20	TEXAS TECH	*SS	3	1	1	2	1	0	0	0	0	0	0	0	1	0	1	1	4	0	.250	
Mar 21	ST. THOMAS	*SS	4	1	1	1	0	0	0	0	0	0	0	0	0	0	1	2	3	1	.250	
Mar 25	CENTRAL MICHIGAN	*SS	5	1	2	1	0	0	0	0	0	0	0	0	0	0	1	2	1	0	.260	
Mar 26	CENTRAL MICHIGAN	*SS	3	0	2	1	0	0	0	1	0	0	0	0	0	0	1	1	1	0	.275	
Mar 27	CENTRAL MICHIGAN	*SS	5	0	1	0	0	0	0	0	0	0	0	0	0	0	2	1	2	0	.271	
Apr 02	at Michigan-1	*SS	4	1	4	3	0	0	0	0	0	1	1	0	0	0	0	0	1	0	.303	
Apr 02	at Michigan-2	*SS	4	0	0	0	0	0	0	0	0	0	0	0	0	0	0	2	2	2	.290	
Apr 03	at Michigan	*SS	5	1	1	0	0	0	0	1	0	0	0	0	0	0	1	0	0	0	.286	
Apr 06	at Bradley	*SS	4	0	2	3	1	0	0	1	1	0	0	0	1	0	0	0	1	0	.294	
Apr 09	ILLINOIS-1	*SS	3	0	1	1	0	0	0	1	0	0	0	0	0	0	1	1	0	0	.295	
Apr 09	ILLINOIS-2	*SS	6	1	1	0	0	0	0	0	0	0	0	0	0	0	0	2	3	0	.288	
Apr 10	ILLINOIS	*SS	2	1	0	0	0	0	0	1	0	0	1	1	0	0	2	2	2	0	.283	
Apr 12	at Milwaukee	*SS	5	1	2	2	0	0	0	1	0	0	1	0	0	0	1	4	1	0	.288	
Apr 15	MINNESOTA	*SS	4	0	0	1	0	0	0	0	0	0	0	0	1	0	2	2	6	0	.279	
Apr 16	MINNESOTA	*SS	4	1	2	0	0	0	0	0	1	0	0	0	0	0	0	1	1	0	.286	
Apr 17	MINNESOTA	*SS	5	1	1	1	0	0	0	0	0	0	0	0	0	0	2	3	2	0	.282	
Apr 19	BRADLEY	*SS	5	3	2	0	0	0	0	0	0	0	0	1	0	0	0	0	1	4	0	.287
Apr 22	at Rutgers	*SS	4	0	1	0	0	0	0	1	0	0	0	0	0	0	1	1	1	0	.286	
Apr 23	at Rutgers	*SS	3	3	2	1	0	0	0	2	0	0	1	0	0	0	0	0	0	3	.294	
Apr 24	at Rutgers	*SS	5	1	2	0	1	0	0	0	0	0	0	0	0	0	1	1	2	0	.297	
Apr 26	WESTERN ILLINOIS	*SS	4	2	2	4	0	0	1	0	1	0	0	0	0	0	0	3	1	0	.303	
Apr 29	at Nebraska	*SS	4	0	0	0	0	0	0	0	0	0	0	0	0	0	2	1	0	0	.295	
May 1	at Nebraska-1	*SS	3	0	0	0	0	0	0	0	0	0	0	0	0	0	0	1	1	0	.289	
May 1	at Nebraska-2	*SS	5	1	1	0	0	0	0	0	0	0	0	0	0	0	0	2	2	0	.287	
May 03	ILLINOIS STATE	*SS	3	2	0	0	0	0	0	2	2	0	0	0	0	0	0	0	1	3	.281	
May 06	PURDUE	*SS	5	1	2	0	0	0	0	0	0	0	0	0	0	0	1	0	2	1	.285	
May 07	PURDUE	*SS	5	1	0	0	0	0	0	0	0	0	0	0	1	2	2	3	0	0	.277	
May 08	PURDUE	*SS	4	1	1	0	0	0	0	1	0	0	0	0	0	0	1	0	2	0	.276	
May 13	at Michigan State	*SS	4	1	0	0	0	0	0	1	0	0	0	0	0	0	0	0	3	2	.270	
May 14	at Michigan State	*SS	4	0	0	0	0	0	0	0	0	0	1	0	0	1	0	3	2	0	.265	
May 15	at Michigan State	*SS	4	1	2	0	0	0	0	1	0	0	0	0	0	0	1	2	1	0	.269	
May 19	INDIANA	*SS	3	3	1	0	1	0	0	5	0	0	0	0	0	0	1	3	1	0	.270	
May 20	INDIANA	*SS	5	1	4	4	0	0	0	0	0	0	0	0	0	0	0	1	5	0	.284	
May 21	INDIANA	*SS	3	0	0	0	0	0	0	1	0	0	0	0	0	0	1	1	2	0	.279	
May 26	vs Penn State	*SS	4	0	0	0	0	0	0	0	0	0	0	0	0	0	2	1	1	0	.274	
May 27	vs Purdue	*SS	4	1	2	1	0	0	0	0	0	0	1	0	0	0	0	0	0	3	.278	
May 28	vs Penn State	*SS	6	2	4	1	1	0	0	0	0	0	0	0	0	0	0	4	3	0	.289	
May 28	vs Michigan	*SS	6	0	1	0	0	0	0	0	0	0	0	0	0	0	2	1	3	0	.286	
May 29	vs Michigan	*SS	3	0	1	0	1	0	0	0	0	0	0	1	0	0	0	0	1	0	.286	
Totals			54gs	227	43	65	31	7	1	28	6	3	6	4	3	2	48	79	100	4	.286	

On base pct. .375 • Slugging pct. .339

2022 SEASON HIGHLIGHTS

- Iowa's leadoff hitter... started 54 games -- all at shortstop... hit .286 (65-of-227) with 31 RBIs and 43 runs scored... had 18 multi-hit games (three 4-hit, three 3-hit, 12 2-hit)... hit safely in 37 games and reached safely in 45 contests... committed only four errors (in 183 chances) and had a .978 fielding percentage... hit .348 (8-of-23) in five games at the Big Ten Tournament... went 2-for-4 against Purdue (5/27) and tied a career high with four hits, finishing 4-for-6 with a double, RBI and two runs scored against Penn State (5/28)... hit .455 (5-of-11) with four RBIs and four runs scored against Indiana (5/19-22)... went 1-for-3 with three runs scored and set a school record with five walks in the series opener against IU (5/19)... went 4-for-5 with four RBIs, tying a career-high in hits and RBIs... went 2-for-4 with a three-run homer -- the first of his career -- and a career-high four RBIs in midweek win over Western Illinois (4/26)... hit .417 (5-of-12) with two multi-hit games with four runs scored in series win at No. 8 Rutgers (4/22-24)... went 2-for-5 and scored a career-high three runs in win over Bradley (4/19)... finished 2-for-5 with two RBIs in road win at Milwaukee (4/12)... went 2-for-4 with three RBIs in road win at Bradley (4/6)... hit .385 (5-of-13) with three RBIs in series win at Michigan (4/2-3)... had career-highs in hits and RBIs, finishing 4-for-4 with three RBIs in series opener... hit a team-best .385 (5-of-13) with two multi-hit games in the series win over Central Michigan (3/25-27)... went 1-for-3 with a double and two RBIs in win over No. 12 Texas Tech (3/20)... finished 3-for-5 in game one at UC Irvine (3/11)... went 2-for-4 against Wichita State (3/4) at the Frisco Classic... went finished 3-for-4 with two RBIs in the 3-1 win over Pepperdine (2/25)... tied a career-high, finishing with three hits in season opener against Air Force (2/18)... finished 3-for-5 with a double and two runs scored.
- Started 11 games as a true freshman... team's fastest and best base runner... 2019 Home School All-American... top 500 prospect by Perfect Game.

CAREER STATS

YEAR	AVG.	G-GS	AB	R	H	2B	3B	HR	RBIS	BB	HBP	SO	SB-A
2021	.122	30-11	49	13	6	1	0	0	5	7	0	12	3-3
2022	.286	54-54	227	43	65	7	1	1	31	28	6	48	6-9
TOTALS	.257	84-65	276	56	71	8	1	1	36	35	6	60	9-12

Instagram: UIBaseball



Twitter: @UIBaseball



Facebook: iowabaseball

11 SAM PETERSEN

So. • UTIL • 6-0 • 195 • R/R
Huxley, Iowa • Ballard Huxley HS



2022 GAME-BY-GAME STATS

#31 Sam Petersen - 49 games (All games)

Date	Opponent	Pos	AB	R	H	RBI	2B	3B	HR	BB	SB	CS	HBP	SAC	SF	GDP	K	PO	A	E	Avg
Feb 18	vs Air Force	ph/of	2	1	1	2	0	0	1	0	0	0	0	1	0	0	0	1	2	0	.500
Feb 19	vs Ball State	of	0	0	0	1	0	0	0	0	0	0	0	0	0	0	0	0	0	0	.500
Feb 20	vs Bucknell	of	2	0	0	0	0	0	0	0	0	0	0	0	0	0	2	1	0	0	.250
Mar 01	LORAS COLLEGE	of	3	0	1	0	0	0	0	0	0	0	0	1	0	0	0	0	0	0	.286
Mar 02	CORNELL COLLEGE	of	4	1	1	1	1	0	0	1	0	0	0	0	0	0	1	0	0	0	.273
Mar 04	vs Wichita State	ph	1	0	0	0	0	0	0	0	0	0	0	0	0	0	0	1	0	0	.250
Mar 05	vs Texas A&M	ph/of	4	1	1	0	0	0	0	1	0	0	0	0	0	0	0	2	0	0	.250
Mar 06	vs Washington State	of	4	1	2	0	0	0	0	1	0	0	0	0	0	0	0	2	0	0	.312
Mar 11	at UC Irvine	of	4	1	0	0	0	0	0	1	0	0	0	0	0	0	0	2	2	0	.250
Mar 12	at UC Irvine	of	2	0	0	0	0	0	0	0	0	0	0	0	0	0	0	2	1	0	.227
Mar 13	at UC Irvine	of	0	0	0	0	0	0	0	0	0	0	0	0	0	0	0	0	0	0	.227
Mar 19	TEXAS TECH	ph/of	1	0	0	0	0	0	0	0	0	0	0	0	0	0	0	1	0	0	.217
Mar 20	TEXAS TECH	ph	1	0	0	0	0	0	0	0	0	0	0	0	0	0	0	0	0	0	.208
Mar 21	ST. THOMAS	of	4	1	1	0	0	0	0	0	0	0	0	0	0	0	1	1	0	0	.214
Mar 25	CENTRAL MICHIGAN	of	4	1	1	3	0	0	1	0	0	0	0	0	0	0	0	0	1	0	.219
Mar 26	CENTRAL MICHIGAN	of	2	1	0	0	0	0	0	2	0	0	0	0	0	0	1	2	0	0	.206
Mar 27	CENTRAL MICHIGAN	of	3	2	2	3	0	0	0	1	1	0	0	0	0	0	0	1	1	0	.243
Apr 02	at Michigan-1	of	3	3	3	3	0	0	0	1	0	0	0	0	0	0	0	1	4	0	.286
Apr 03	at Michigan-2	of	5	3	1	0	1	0	0	1	0	0	0	0	0	0	0	1	4	0	.289
Apr 06	at Michigan	of	5	3	2	1	0	0	0	1	0	0	1	0	0	0	0	1	1	0	.300
Apr 09	at Bradley	of	4	0	0	0	0	0	0	0	0	0	0	0	0	0	0	1	2	0	.309
Apr 09	ILLINOIS-1	of	6	0	1	0	0	0	0	0	0	0	0	0	0	0	0	1	0	0	.288
Apr 09	ILLINOIS-2	of	3	0	0	0	0	0	0	0	0	0	0	1	0	0	0	1	2	0	.277
Apr 10	ILLINOIS	of	3	0	0	0	0	0	0	0	0	0	0	0	0	0	0	1	2	0	.265
Apr 12	at Milwaukee	of/of	4	3	2	2	1	0	0	2	0	0	0	0	0	0	0	1	1	0	.278
Apr 15	MINNESOTA	of	5	0	1	0	0	0	0	0	0	0	0	0	0	0	0	3	1	0	.273
Apr 16	MINNESOTA	of	2	0	0	0	0	0	0	0	0	1	2	0	0	0	0	0	2	0	.266
Apr 17	MINNESOTA	of	3	1	1	1	0	0	0	0	0	0	1	0	0	0	0	2	2	0	.268
Apr 19	BRADLEY	of	5	5	2	1	1	0	0	0	0	0	0	0	0	0	0	0	1	0	.276
Apr 22	at Rutgers	of	3	0	0	1	0	0	0	0	0	0	0	0	0	0	0	1	1	0	.267
Apr 23	at Rutgers	of/of	5	1	3	3	0	0	0	0	0	0	0	0	0	0	0	2	4	0	.284
Apr 24	at Rutgers	of/of	4	1	1	0	0	0	0	1	0	0	0	0	0	0	0	1	2	0	.283
Apr 26	WESTERN ILLINOIS	of/of	3	1	1	1	0	0	0	0	0	0	0	0	1	0	0	1	1	0	.284
Apr 29	at Nebraska	of	4	0	0	0	0	0	0	0	0	0	0	0	0	0	0	1	4	0	.274
Apr 29	at Nebraska-1	of	2	1	1	1	0	0	1	0	0	0	0	0	0	0	0	0	1	0	.278
May 1	at Nebraska-2	of/of	3	0	0	0	0	0	0	0	0	0	0	0	0	0	0	4	2	0	.265
May 03	ILLINOIS STATE	of	0	0	0	0	0	0	0	0	0	0	0	0	0	0	0	2	0	0	.269
May 07	PURDUE	of	0	0	0	0	0	0	0	0	0	0	0	0	0	0	0	0	1	0	.259
May 13	at Michigan State	pr/of	0	1	0	0	0	0	0	0	1	0	0	0	0	0	0	0	0	0	.259
May 14	at Michigan State	of	2	1	1	3	1	0	0	0	0	0	0	0	0	0	0	0	2	0	.263
May 15	at Michigan State	of	5	1	2	0	1	0	0	0	0	0	0	0	0	0	0	1	1	0	.268
May 19	INDIANA	of	6	3	3	5	1	0	1	1	0	0	0	0	0	0	0	3	3	0	.279
May 20	INDIANA	of	4	2	1	0	0	0	1	0	0	0	1	0	0	0	0	2	3	0	.278
May 21	INDIANA	of	3	0	0	0	0	0	0	1	0	0	0	0	0	0	0	2	1	0	.272
May 26	vs Penn State	of	3	0	0	0	0	0	0	1	0	0	0	0	0	0	0	2	2	0	.266
May 27	vs Purdue	of	3	1	1	0	0	0	0	0	0	0	0	1	0	0	0	1	3	0	.268
May 28	vs Penn State	of	4	0	0	0	0	0	0	2	0	0	0	0	0	0	0	2	1	0	.260
May 28	vs Michigan	ph/dh	2	1	1	2	0	0	0	0	0	0	0	0	0	0	0	0	0	0	.264
May 29	vs Michigan	of	0	0	0	0	0	0	0	1	0	0	1	0	0	0	0	0	4	0	.264
Totals		38gs	148	31	39	33	7	0	6	17	3	1	7	3	2	1	47	70	0	0	.264

On base pct. .362 • Slugging pct. .432

CAREER HIGHS

AB: 6, 2X, LAST VS. INDIANA, 5/19/22

H: 3, 3X, LAST VS. INDIANA, 5/19/22

R: 3, 4X, LAST VS. INDIANA, 5/19/22

2B: 1, 7X, LAST VS. INDIANA, 5/19/22

3B: --

HR: 1, 6X, LAST VS. INDIANA, 5/19/22

RBIs: 5 vs. INDIANA, 5/19/22

BB: 2, 3X, LAST VS. PENN STATE, 5/28/22

SB: 1, 3X, LAST VS. INDIANA, 5/21/22

2022 SEASON HIGHLIGHTS

- Made 38 starts -- 33 in left field and five in center... hit .264 (39-of-148) with 33 RBIs and 31 runs scored... has 10 multi-hit games (seven two-hit, 3 three-hit)... hit .308 (4-of-13) with two homers, six RBIs and five runs scored against Indiana (5/19-21)... went 3-for-5 with a home run, a career-high five RBIs and three runs scored in game one (5/19)... also homered in game two for his sixth home run (5/20)... finished with a .429 average (3-of-7) with three RBIs and three runs scored at Michigan State (5/13-15)... had a three-run double in game two and went 2-for-5 with a double in series finale... hit a solo home run -- his fourth of the season -- in game two at Nebraska (5/1)... tied a career high in hits, finishing 3-for-5 with three RBIs in game two win at No. 8 Rutgers (4/23)... went 2-for-5 with a double and RBI against Bradley (4/19)... finished 2-for-4 with a double, two walks, three runs and two RBIs in the road win at Milwaukee (4/12)... went 2-fot-5 at Bradley (4/6)... hit .462 (6-of-13) with a double, home run and six runs scored at Michigan (4/2-3)... went 3-for-5 with three runs scored in game one and 2-for-5 with a solo home run and three runs scored in series finale... hit .333 (3-of-9) with six RBIs in series win over Central Michigan (3/25-27)... went 1-for-4 with a three-run homer in the series opener (3/25) and finished 2-for-3 with three RBIs in finale (3/27)... had the go-ahead two-run single in the eighth inning... tallied his first career multi-hit game, going 2-for-4 with a run scored against Washington State (3/6) in the Frisco Classic... tallied his first career hit -- a two-run home run -- in his first career game against Air Force (2/18).

- Rated as the No. 41 incoming recruit in the Big Ten by Perfect Game... ranked as the 186th-best player nationally by Prep Baseball Report... 2019 PBR Futures Game Most Valuable Player.

CAREER STATS

YEAR	AVG.	G-GS	AB	R	H	2B	3B	HR	RBIS	BB	HBP	SO	SB-A
2022	.264	49-38	148	31	39	7	0	6	33	17	7	47	3-4
TOTALS	.264	49-38	148	31	39	7	0	6	33	17	7	47	3-4



12 BEN TALLMAN

RS Jr. • C • 6-0 • 205 • R/R

Billings, Mont. • NIACC • North Dakota State • Billings West HS



2022 GAME-BY-GAME STATS

#12 Ben Tallman - 35 games (All games)

Date	Opponent	Pos	AB	R	H	RBI	2B	3B	HR	BB	SB	CS	HBP	SAC	SF	GDP	K	PO	A	E	Avg
Feb 18	vs Air Force	c	1	0	0	0	0	0	0	0	0	0	0	0	0	0	0	5	0	0	.000
Mar 01	LORAS COLLEGE	c	0	0	0	0	0	0	0	0	0	0	0	0	0	0	0	2	1	0	.000
Mar 02	CORNELL COLLEGE	*c	2	0	0	0	0	0	0	1	0	0	0	0	0	0	1	10	0	0	.000
Mar 05	vs Texas A&M	*c	4	2	3	0	1	0	0	0	0	0	0	0	0	0	1	12	0	0	.429
Mar 06	vs Washington State	ph/c	2	0	0	0	0	0	0	0	0	0	0	0	0	0	2	5	0	0	.333
Mar 11	at UC Irvine	*c	2	0	0	0	0	0	0	0	0	0	0	0	0	0	2	7	0	0	.273
Mar 19	TEXAS TECH	*c	1	0	0	0	0	0	0	0	0	0	0	0	0	0	0	2	0	0	.250
Mar 20	TEXAS TECH	*c	2	1	1	0	0	0	0	1	0	0	0	0	0	0	1	17	0	0	.286
Mar 21	ST. THOMAS	*c	0	0	0	0	0	0	0	0	0	0	0	0	0	0	0	3	0	0	.286
Mar 25	CENTRAL MICHIGAN	*c	3	1	1	0	0	0	0	1	0	0	0	0	0	0	2	10	0	0	.294
Mar 27	CENTRAL MICHIGAN	*c	2	0	0	0	0	0	2	0	0	0	0	0	0	0	1	14	0	0	.263
Apr 02	at Michigan-1	*c	4	1	1	1	0	0	0	1	0	0	0	0	0	0	3	10	1	0	.261
Apr 02	at Michigan-2	*c	0	0	0	0	0	0	0	0	0	0	0	0	0	0	0	1	1	0	.261
Apr 03	at Michigan	*c	4	0	2	2	1	0	0	0	0	0	1	0	0	0	1	16	0	0	.296
Apr 06	at Bradley	*c	2	1	0	0	0	0	0	1	0	0	0	0	0	0	0	15	1	0	.276
Apr 09	ILLINOIS-1	*c	2	0	0	0	0	0	0	1	0	0	0	0	0	0	1	11	0	0	.258
Apr 09	ILLINOIS-2	*c	1	0	0	0	0	0	0	0	0	0	0	0	0	0	0	6	0	0	.250
Apr 10	ILLINOIS	*c	3	2	1	1	0	0	1	1	0	0	0	0	0	0	0	9	0	0	.257
Apr 12	at Milwaukee	*c	3	1	2	2	1	0	0	1	0	0	0	0	0	0	0	5	0	0	.289
Apr 15	MINNESOTA	*c	4	2	3	1	1	0	0	0	0	0	0	0	0	0	0	14	0	0	.333
Apr 16	MINNESOTA	*c	4	0	2	1	0	0	0	0	0	0	0	0	0	0	2	12	1	0	.348
Apr 17	MINNESOTA	*c	5	1	2	1	0	0	0	0	0	0	0	0	0	0	2	8	0	0	.353
Apr 19	BRADLEY	*c	3	1	0	1	0	0	0	1	0	0	0	0	1	1	2	5	2	0	.333
Apr 22	at Rutgers	*c	4	0	0	0	0	0	0	0	0	0	0	0	0	0	3	13	0	0	.310
Apr 23	at Rutgers	*c	2	1	0	1	0	0	0	1	0	0	1	0	0	0	1	4	1	0	.300
Apr 24	at Rutgers	*c	2	0	0	0	0	0	0	0	0	0	0	0	0	0	2	4	0	0	.290
Apr 29	at Nebraska	*c	4	0	0	0	0	0	0	0	0	0	0	0	0	0	2	6	2	0	.273
May 1	at Nebraska-1	*c	2	0	0	0	0	0	0	0	0	0	0	0	0	0	1	7	1	0	.265
May 1	at Nebraska-2	*c	4	0	1	0	1	0	0	0	0	0	0	0	0	0	2	10	1	0	.264
May 03	ILLINOIS STATE	*pr/c	1	0	0	0	0	0	0	0	0	0	0	0	0	0	1	2	0	0	.260
May 06	PURDUE	*c	4	0	1	0	0	0	0	0	0	0	0	0	0	0	1	4	0	0	.260
May 07	PURDUE	*c	1	0	0	0	0	0	0	0	0	0	0	0	0	0	1	6	0	0	.256
May 13	at Michigan State	*c	3	0	0	0	0	0	0	0	0	0	0	1	0	0	3	9	0	0	.247
May 15	at Michigan State	*c	0	0	0	0	0	0	0	0	0	0	0	0	0	0	0	3	0	0	.247
May 19	INDIANA	*c	1	0	0	0	0	0	0	0	0	0	0	0	0	0	1	1	0	0	.244
Totals		26gs	82	14	20	11	5	0	1	12	0	0	2	1	1	1	39	268	12	0	.244

On base pct. .351 • Slugging pct. .341

CAREER HIGHS

AB: 5 vs. MINNESOTA, 4/17/22

H: 3, 2X, LAST vs. MINNESOTA, 4/15/22

R: 2, 3X, LAST vs. MINNESOTA, 4/15/22

2B: 1, 5X, LAST AT NEBRASKA, 5/1/22

3B: --

HR: 1 vs. ILLINOIS, 4/10/22

RBI: 2, 2X, LAST AT MILWAUKEE, 4/12/22

BB: 2 vs. CENTRAL MICHIGAN, 3/27/22

SB: --

2022 SEASON HIGHLIGHTS

- Started 26 games at catcher and appeared in 35 contests... hit .244 (20-of-82) with 14 runs and 11 RBIs... hit a blistering .538 (7-of-13) with three RBIs and three runs scored in sweep of Minnesota (4/15-17) with three multi-hit games... went 3-for-4 with a double and two runs scored in series opener, 2-for-4 with the go-ahead RBI single in game two and 2-for-5 with the game-tying RBI single in the series finale... finished 2-for-3 with a two-run double in road win at Milwaukee (4/12)... went 1-for-3 with a solo home run -- a 458-foot blast to left field -- and scored two runs in series finale against Illinois (4/10)... hit .375 (3-for-8) with three RBIs in series win at Michigan (4/2-3)... went 2-for-4 with a double and two RBIs in series finale... had a career-high three hits, going 3-for-4 with a double and two runs scored against Texas A&M (3/5) at the Frisco Classic... made his first career start against Cornell College (3/2)... made his Hawkeye debut against Air Force (2/18).
- Reserve catcher... has played the past two seasons at North Dakota State and NIACC.
- Father, Stephen, played collegiate baseball at Stanford and in Orioles organization.

CAREER STATS

YEAR	AVG.	G-GS	AB	R	H	2B	3B	HR	RBIS	BB	HBP	SO	SB-A
2022	.244	35-26	82	14	20	5	0	1	11	12	2	39	0-0
TOTALS	.244	35-26	82	14	20	5	0	1	11	12	2	39	0-0

Instagram: [UIBaseball](#)



Twitter: [@UIBaseball](#)



Facebook: [iowabaseball](#)

14 BRODY BRECHT

So. • RHP • 6-4 • 205 • R/R
Ankeny, Iowa • Ankeny HS



2022 GAME-BY-GAME STATS

#14 Brody Brecht - 17 appearances (All games)

Date	Opponent	GS	IP	H	R	ER	BB	SO	2B	3B	HR	WP	BK	HBP	IBB	Score	W-L	Sv	ERA	NP
Feb 19	vs Ball State		4.0	0	0	0	3	7	0	0	0	0	1	0	0	11-1	1-0	0	0.00	57
Feb 27	vs Wichita State		1.2	3	2	1	2	4	0	0	0	1	2	1	0	7-8	1-1	0	1.59	43
Mar 02	CORNELL COLLEGE		1.0	0	0	0	0	2	0	0	0	0	0	0	0	8-0	1-1	0	1.35	14
Mar 05	vs Texas A&M		0.1	2	5	2	2	1	0	0	0	1	0	0	0	3-7	1-2	0	3.86	26
Mar 15	at San Diego State		1.0	0	1	1	2	0	0	0	0	0	0	0	0	6-4	1-2	0	4.50	22
Mar 21	ST. THOMAS		0.2	2	2	1	1	1	0	0	0	0	1	0	0	6-5	1-2	0	5.19	16
Mar 26	CENTRAL MICHIGAN		2.0	1	0	0	2	4	0	0	0	1	0	0	0	1-10	1-2	0	4.22	38
Apr 06	at Bradley		2.0	0	0	0	0	6	0	0	0	0	0	0	0	9-8	1-2	0	3.55	25
Apr 09	ILLINOIS-2		1.0	0	0	0	2	2	0	0	0	1	0	0	0	5-7	1-2	0	3.29	25
Apr 12	at Milwaukee		1.1	0	0	0	0	3	0	0	0	0	0	1	0	16-2	1-2	0	3.00	22
Apr 19	BRADLEY		2.0	0	0	0	1	1	0	0	0	0	0	0	0	15-8	1-2	0	2.65	27
Apr 24	at Rutgers		1.0	1	1	0	1	3	0	0	0	2	0	0	0	4-10	1-2	0	2.50	34
Apr 26	WESTERN ILLINOIS		1.0	0	0	0	2	2	0	0	0	0	0	0	0	11-1	1-2	0	2.37	24
May 03	ILLINOIS STATE		2.0	2	1	0	2	4	0	0	0	0	0	0	1	2-3	1-3	0	2.14	36
May 07	PURDUE		1.0	1	1	1	1	2	1	0	0	2	0	0	0	6-10	1-3	0	2.45	25
May 15	at Michigan State		0.1	0	1	0	2	2	0	0	0	2	0	0	0	8-11	1-3	0	2.42	25
May 29	vs Michigan	*	0.1	1	2	2	2	0	0	0	0	0	0	0	0	1-13	1-4	0	3.18	17
Totals		1	22.2	13	16	8	25	44	1	0	0	10	4	2	1	119-108	1-4	0	3.18	-

CAREER-HIGHS

IP: 4.0 vs. BALL STATE, 2/19/22

SO: 7 vs. BALL STATE, 2/19/22

BB: 3 vs. BALL STATE, 2/19/22

2022 SEASON HIGHLIGHTS

- Collegiate Baseball Freshman All-American... Perfect Game Second-Team Freshman All-American... Big Ten All-Freshman team selection... has top fastball on team (100+ mph)... went 1-3 with a 3.18 ERA in 17 appearances, including one start... had 44 strikeouts to 25 walks over 22 2/3 innings... allowed one earned run in his last 10 relief outings, spanning 13 1/3 innings with 28 strikeouts... made his first career start against Michigan (5/29) in the Big Ten Tournament semifinals... tossed two shutout innings in the win over Bradley (4/19)... struck out three in 1 1/3 innings of relief at Milwaukee (4/12)... struck out all six batters in two innings at Bradley (4/6)... had four strikeouts over two innings against Central Michigan (3/26)... pitched a 1-2-3 seventh against Cornell College, hitting 101, 101 and 100 on his first three "official" pitches at Duane Banks Field in a combined shutout... notched his first career victory, tossing four innings of scoreless, hitless relief against Ball State (2/19)... fanned seven batters.
- Rated as the top incoming recruit in the Big Ten and the No. 9 recruit nationally by Perfect Game... ranked as the No. 1 prospect in the Big Ten for the 2024 MLB Draft by Perfect Game... ranked as the No. 4 impact freshman in the Big Ten by D1Baseball.com.
- Iowa Gatorade Player of the Year and first-team Elite All-State honoree... went 10-0 with a 0.57 ERA with 126 strikeouts as a senior.
- Dual-sport athlete as he is a wide receiver on the Iowa football team, in 2022 he saw action in 11 games with nine receptions for 87 yards.

CAREER STATS

YEAR	ERA	W-L	APP	GS	CG	SHO	SV	IP	H	R	ER	BB	SO
2022	3.18	1-4	17	1	0	0/1	0	22.2	13	16	8	25	44
TOTALS	3.18	1-4	17	1	0	0/1	0	22.2	13	16	8	25	44

Instagram: [UIBaseball](#)




Twitter: [@UIBaseball](#)



Facebook: [iowabaseball](#)

16 MAX TRAMONTANA

Fr. • RHP • 6-2 • 180 • R/R
Cincinnati, Ohio • Archbishop Moeller



GAME-BY-GAME STATS

CAREER-HIGHS	IP:	
	SO:	
	BB:	

SEASON HIGHLIGHTS

CAREER STATS

YEAR	ERA	W-L	APP	GS	CG	SHO	SV	IP	H	R	ER	BB	SO
TOTALS													

Instagram: [UIBaseball](#)




Twitter: [@UIBaseball](#)



Facebook: [iowabaseball](#)

17 ANDY NELSON

Jr. • UTIL • 6-0 • 190 • R/R
Winfield, Ill. • Wheaton North HS



2022 GAME-BY-GAME STATS

#17 Andy Nelson - 18 games (All games)

Date	Opponent	Pos	AB	R	H	RBI	2B	3B	HR	BB	SB	CS	HBP	SAC	SF	GDP	K	PO	A	E	Avg
Feb 18	vs Air Force	*3b	5	2	2	0	1	0	0	1	0	0	0	0	0	0	2	0	0	0	.400
Feb 19	vs Ball State	*3b	3	0	1	0	0	0	0	1	0	0	0	0	0	0	2	2	0	0	.375
Feb 20	vs Bucknell	ph	1	0	0	0	0	0	0	0	0	0	0	0	0	0	0	0	0	0	.333
Feb 26	at AM Corpus Christi	*3b	3	0	0	0	0	0	0	0	0	0	0	0	0	0	2	0	3	2	.250
Mar 01	LORAS COLLEGE	ph	1	1	1	0	0	0	0	0	0	0	0	0	0	0	0	0	0	0	.308
Mar 02	CORNELL COLLEGE	*3b/2b	4	0	2	1	1	0	0	0	0	0	0	0	0	0	1	0	0	0	.353
Mar 05	vs Texas A&M	*2b	3	1	1	0	0	0	0	0	0	0	0	0	0	0	1	1	2	0	.350
Mar 20	TEXAS TECH	*3b	4	1	1	3	0	0	1	0	0	0	0	0	0	0	3	0	0	1	.333
Mar 21	ST. THOMAS	*3b	4	0	1	0	1	0	0	0	0	0	0	0	0	0	1	0	4	0	.321
Mar 25	CENTRAL MICHIGAN	*3b	1	1	0	0	0	0	2	0	0	0	0	1	0	0	1	2	1	0	.310
Mar 26	CENTRAL MICHIGAN	*3b	2	0	0	0	0	0	0	0	0	0	0	0	0	0	2	1	1	0	.290
Mar 27	CENTRAL MICHIGAN	*3b	4	1	1	0	0	0	0	0	0	0	0	0	0	0	2	0	2	0	.286
Apr 02	at Michigan-1	*3b	5	1	1	0	1	0	0	0	0	0	0	0	0	0	2	1	2	0	.275
Apr 02	at Michigan-2	*3b	4	0	0	0	0	0	0	0	0	0	0	0	0	0	1	0	3	0	.250
Apr 06	at Bradley	*3b	5	1	3	0	0	0	1	1	0	0	0	0	0	0	0	1	1	1	.286
Apr 09	ILLINOIS-1	*3b	4	0	0	0	0	0	0	0	0	0	0	0	0	0	2	1	2	0	.264
Apr 09	ILLINOIS-2	pr/3b	1	1	0	0	0	0	0	0	0	0	0	0	0	0	0	0	0	0	.259
May 08	PURDUE	ph	1	0	0	0	0	0	0	0	0	0	0	0	0	0	1	0	0	0	.255
Totals			14gs	55	10	14	4	4	0	1	4	2	0	0	1	0	23	9	21	4	.255

On base pct. .305 • Slugging pct. .382

CAREER-HIGHS

AB: 5, 3X, LAST AT BRADLEY, 4/6/22

H: 3 AT BRADLEY, 4/6/22

R: 2 vs. AIR FORCE, 2/18/22

2B: 1, 4X, LAST AT MICHIGAN, 4/2/22

3B: --

HR: 1 vs. TEXAS TECH, 3/20/22

RBI: 3 vs. TEXAS TECH, 3/20/22

BB: 2 vs. CENTRAL MICHIGAN, 3/25/22

SB: 1, 2X, LAST AT BRADLEY, 4/6/22

2022 SEASON HIGHLIGHTS

• Best athlete on the team... runs a 6.4 60-yard dash... has the team's best infield arm... started 14 games -- 13 at third base and one at second base... hit .255 (14-of-55) with 10 runs scored and four RBIs... had three multi-hit games (2 two-hit, 1 three-hit)... returned to action as a pinch hitter against Purdue (5/8) after missing a month with a hamstring injury... left the Illinois game (4/9) after re-aggravating a hamstring injury... had a career-high three hits, finishing 3-for-5 at Bradley (4/6)... hit a two-run homer -- the first of his career -- and drove in three runs in Iowa's 6-3 win over No. 12 Texas Tech (3/20)... went 2-for-4 with a double and RBI against Cornell College (3/2)... went 2-for-5 with a doubles and two runs scored in 12-2 win over Air Force (2/18).

CAREER STATS

YEAR	AVG.	G-GS	AB	R	H	2B	3B	HR	RBIS	BB	HBP	SO	SB-A
2021	.091	13-1	11	4	1	0	0	0	0	1	1	5	0-0
2022	.255	18-14	55	10	14	4	0	1	4	4	0	23	2-2
TOTALS	.227	31-15	66	14	15	4	0	1	4	5	1	28	2-2

Instagram: [UIBaseball](#)




Twitter: [@UIBaseball](#)



Facebook: [iowabaseball](#)

18 AARON SAVARY

Fr. • RHP • 6-3 • 180 • R/R
Dubuque, Iowa • Wahlert HS



GAME-BY-GAME STATS

CAREER-HIGHS
PITCHING
IP: --
SO: --
BB: --

SEASON HIGHLIGHTS

CAREER STATS

YEAR	ERA	W-L	APP	GS	CG	SHO	SV	IP	H	R	ER	BB	SO
TOTALS													

Instagram: [UIBaseball](#)



Twitter: [@UIBaseball](#)



Facebook: [iowabaseball](#)

19 BEN WILMES

So. • IF • 6-0 • 175 • R/R
Johnston, Iowa • Johnston HS



2022 GAME-BY-GAME STATS

#19 Ben Wilmes - 33 games (All games)

Date	Opponent	Pos	AB	R	H	RBI	2B	3B	HR	BB	SB	CS	HBP	SAC	SF	GDP	K	PO	A	E	Avg
Feb 19	vs Ball State	2b	0	0	0	0	0	0	0	0	0	0	0	0	0	0	0	0	0	0	.000
Mar 02	CORNELL COLLEGE	*2b/ss	3	1	1	1	0	0	0	1	0	0	0	0	0	0	0	1	2	0	.333
Mar 06	vs Washington State	*2b	1	0	0	0	0	0	0	1	0	0	0	0	0	0	0	1	1	0	.250
Mar 11	at UC Irvine	pr/2b	0	0	0	0	0	0	0	0	0	0	0	0	0	0	0	0	0	0	.250
Mar 15	at San Diego State	*2b	4	0	0	0	0	0	0	1	0	0	0	0	0	0	2	0	3	0	.125
Mar 20	TEXAS TECH	*2b	1	1	0	0	0	0	0	1	0	0	0	1	0	0	0	1	0	0	.111
Mar 21	ST. THOMAS	*2b	2	1	1	0	0	0	0	1	1	0	0	1	0	0	0	0	1	1	.182
Mar 26	CENTRAL MICHIGAN	2b	2	0	1	0	0	0	0	0	0	0	0	0	0	0	1	0	1	0	.231
Apr 02	at Michigan-1	pr	0	1	0	0	0	0	0	0	0	0	0	0	0	0	0	0	0	0	.231
Apr 02	at Michigan-2	pr	0	0	0	0	0	0	0	0	1	0	0	0	0	0	0	0	0	0	.231
Apr 06	at Bradley	pr	0	0	0	0	0	0	0	0	0	0	0	0	0	0	0	0	0	0	.231
Apr 09	ILLINOIS-2	3b	3	0	1	1	1	0	0	0	0	0	1	0	0	0	2	1	1	0	.250
Apr 10	ILLINOIS	*3b	2	1	0	0	0	0	0	2	0	0	0	0	0	0	0	0	0	0	.222
Apr 12	at Milwaukee	*3b/2b	4	1	1	2	0	0	0	1	0	0	0	0	0	0	0	0	3	0	.227
Apr 15	MINNESOTA	*3b	3	2	1	0	0	0	0	1	0	0	0	0	0	0	0	1	1	2	.240
Apr 17	MINNESOTA	*3b	4	1	2	2	0	0	0	0	0	0	0	0	0	0	1	1	0	0	.276
Apr 19	BRADLEY	*3b	1	0	0	0	0	0	0	1	0	0	0	0	0	0	1	0	1	0	.267
Apr 23	at Rutgers	2b	1	0	0	0	0	0	0	0	0	0	0	0	0	0	1	0	1	0	.258
Apr 26	WESTERN ILLINOIS	3b	1	0	0	0	0	0	0	0	0	0	0	0	0	0	0	0	2	0	.250
May 1	at Nebraska-1	ph/2b	1	0	0	0	0	0	0	0	0	0	0	0	0	0	0	0	1	0	.242
May 03	ILLINOIS STATE	pr/2b	1	0	1	0	0	0	0	1	2	0	0	0	0	0	0	2	3	0	.265
May 06	PURDUE	*of	3	0	1	2	0	0	0	0	0	0	1	0	0	0	1	2	0	0	.270
May 07	PURDUE	*of	3	1	0	0	0	0	0	1	0	0	0	0	0	0	1	1	0	0	.250
May 08	PURDUE	*of	4	1	1	2	0	0	0	1	0	0	0	0	0	0	0	1	0	0	.250
May 13	at Michigan State	*of/3b	5	1	1	0	0	0	0	0	0	0	0	0	0	0	0	2	1	0	.245
May 14	at Michigan State	*of/3b	5	1	1	2	1	0	0	0	0	0	0	0	0	2	0	2	2	0	.241
May 15	at Michigan State	*3b	3	2	0	1	0	0	0	1	0	0	2	0	0	0	0	1	2	0	.228
May 19	INDIANA	pr/3b	4	4	3	2	0	0	0	0	0	0	0	0	0	0	1	0	1	0	.262
May 20	INDIANA	*3b/2b	4	2	1	0	0	0	0	1	0	0	0	0	0	0	1	0	2	0	.262
May 21	INDIANA	*2b	3	0	0	0	0	0	0	1	0	0	0	0	0	0	2	1	3	0	.250
May 26	vs Penn State	*2b	3	1	0	0	0	0	0	1	0	0	0	0	0	0	2	0	1	0	.239
May 27	vs Purdue	*3b	3	1	1	0	0	0	0	0	0	0	0	0	0	0	1	1	3	2	.243
May 28	vs Michigan	*of	3	0	0	0	0	0	0	2	0	0	0	0	0	0	1	1	0	0	.234
Totals		21gs	77	23	18	15	2	0	0	19	4	0	4	2	0	2	19	19	36	5	.234

On base pct. .410 • Slugging pct. .260

CAREER HIGHS

AB: 5, 2X, LAST AT MICHIGAN STATE, 5/14/22

H: 3 vs. INDIANA, 5/19/22

R: 4 vs. INDIANA, 5/19/22

2B: 1, 2X, LAST AT MICHIGAN STATE, 5/14/22

3B: --

HR: --

RBI: 2, 6X, LAST vs. INDIANA, 5/19/22

BB: 2, 2X, LAST vs. MICHIGAN, 5/28/22

SB: 2 vs. ILLINOIS STATE, 5/3/22

2022 SEASON HIGHLIGHTS

- Started 21 games -- seven at second base, eight at third base and six in left field -- and appeared in 33 contests... hit .234 (18-of-72) with 23 runs and 15 RBIs... hit .364 (4-of-11) with six runs against Indiana (5/19-21)... went 3-for-4 with four runs and two RBIs in series opener against Hoosiers (5/19)... drove in four runs during the Purdue series (5/6-8)... went 1-for-3 with two RBIs in game one and 1-for-4 with two RBIs in game three... hit .429 (3-of-7) with three runs and two RBIs against Minnesota (4/15-17)... tallied his first career multi-hit game, finishing 2-for-4 with two RBIs in series finale against the Gophers (4/17)... went 1-for-4 and drove in a pair of runs in road win at Milwaukee (4/12)... had his first extra base hit -- a double -- in game two against Illinois (4/9)... went 1-for-2 with a run and steal against St. Thomas (3/21)... made his first career start against Cornell College (3/2), finishing 1-for-3 with a run and RBI -- his firsts in all three categories... made his Hawkeye debut against Ball State (2/19).
- Rated as the No. 70 incoming recruit in the Big Ten by Perfect Game... three-time all-state selection... Des Moines Register All-Iowa Elite Team honoree... holds Johnston and Iowa state record, scoring 75 runs as a senior... grandson of legendary Grand View head coach, Lou Yacinich, and cousin of former Hawkeye Jake Yacinich.

CAREER STATS

YEAR	AVG.	G-GS	AB	R	H	2B	3B	HR	RBIS	BB	HBP	SO	SB-A
2022	.234	33-21	77	23	18	2	0	0	15	19	4	19	4-4
TOTALS	.234	33-21	77	23	18	2	0	0	15	19	4	19	4-4

Instagram: [UIBaseball](#)



Twitter: [@UIBaseball](#)



Facebook: [iowabaseball](#)

20 MARCUS MORGAN

So. • RHP • 6-2 • 200 • L/R
Iowa City, Iowa • Iowa City West HS



2022 GAME-BY-GAME STATS

#20 Marcus Morgan - 10 appearances (All games)

Date	Opponent	GS	IP	H	R	ER	BB	SO	2B	3B	HR	WP	BK	HBP	IBB	Score	W-L	Sv	ERA	NP
Feb 20	vs Bucknell	*	4.0	1	0	0	3	6	0	0	0	0	0	1	0	3-0	0-0	0	0.00	71
Feb 27	vs Wichita State	*	3.2	3	5	5	5	6	0	0	2	0	0	1	0	7-8	0-0	0	5.87	87
Mar 06	vs Washington State	*	2.1	5	3	3	2	1	0	0	0	3	0	0	0	6-5	0-0	0	7.20	49
Mar 15	at San Diego State		1.0	3	0	0	0	3	0	0	0	0	0	0	0	6-4	0-0	0	6.55	17
Mar 21	ST. THOMAS		2.0	2	1	1	0	3	0	1	0	1	0	0	0	6-5	0-0	0	6.23	30
Mar 26	CENTRAL MICHIGAN		1.0	1	2	0	2	3	0	0	0	1	0	0	0	1-10	0-0	0	5.79	27
Apr 06	at Bradley		1.0	1	0	0	2	3	0	0	0	2	0	0	0	9-8	0-0	0	5.40	30
Apr 09	ILLINOIS-2		0.1	1	0	0	1	1	0	0	0	0	0	1	0	5-7	0-0	0	5.28	22
Apr 12	at Milwaukee		0.0	0	2	2	4	0	0	0	0	0	0	0	0	16-2	0-0	0	6.46	27
Apr 19	BRADLEY		0.0	0	2	2	2	0	0	0	0	0	1	0	0	15-8	0-0	0	7.63	14
Totals		3	15.1	17	15	13	21	26	0	1	2	7	0	4	0	74-57	0-0	0	7.63	-

CAREER-HIGHS

IP: 4.0 vs. BUCKNELL, 2/20/22
SO: 6, 2X, LAST vs. WICHITA STATE, 2/27/22
BB: 5 vs. WICHITA STATE, 2/27/22

2022 SEASON HIGHLIGHTS

- Was Iowa's Sunday starter to start the season... first freshman to open the season in the starting rotation under head coach Rick Heller... big velo jump during the fall... sitting in mid-90s with the best off speed pitch on the team (slider)... named D1Baseball.com's Big Ten Preseason Freshman of the Year and the top impact freshman in the conference... went 0-0 with a 7.63 ERA in 10 appearances (three starts), logging 15 1/3 innings... had 26 strikeouts and 21 walks... made first career start against Bucknell (2/20), tossing four shutout innings and fanning six in a no-decision.
- Rated as the 14th-best incoming recruit in the Big Ten and the No.325 recruit nationally by Perfect Game... ranked as the No. 12 player in the Big Ten for the 2024 MLB Draft by Perfect Game... multi-sport athlete... received Division I offers in baseball, basketball and football (quarterback).


CAREER STATS

YEAR	ERA	W-L	APP	GS	CG	SHO	SV	IP	H	R	ER	BB	SO
2022	7.63	0-0	10	3	0	0/1	0	15.1	17	15	13	21	26
TOTALS	7.63	0-0	10	3	0	0/1	0	15.1	17	15	13	21	26



24 BRENNEN DORIGHI

Graduate Student • UTIL • 6-2 • 225 • L/R
Cherry Hills, Colo. • Wofford • Cherry Creek HS



2022 GAME-BY-GAME STATS

CAREER-HIGHS

AB: 6, 2x, LAST vs. WESTERN CAROLINA, 5/13/22

H: 4 AT DALLAS BAPTIST, 4/2/22

R: 3, 2x, LAST AT SAMFORD 5/1/22

2B: 2 AT DALLAS BAPTIST, 4/2/22

3B: 1 vs. GEORGE MASON, 2/18/22

HR: 2 AT SAMFORD, 5/1/22

RBIs: 6 vs PRESBYTERIAN, 3/4/20

BB: 3 AT VMI, 5/21/22

SB:

SEASON HIGHLIGHTS

CAREER STATS

YEAR	AVG.	G-GS	AB	R	H	2B	3B	HR	RBIS	BB	HBP	SO	SB-A
2019*	.111	9-0	9	1	1	1	0	0	0	1	0	5	0-0
2020*	.333	5-0	6	2	2	0	0	1	6	0	0	2	0-0
2021*	.297	48-30	111	17	33	8	0	3	26	19	1	38	1-2
2022*	.339	56-51	192	39	65	12	1	9	53	21	1	43	9-9
TOTALS	.318	118-81	318	59	101	21	1	13	85	25	2	88	10-11

* Statistics from prior team/school

Instagram: [UIBaseball](#)




Twitter: [@UIBaseball](#)



Facebook: [iowabaseball](#)

25 JACK WHITLOCK

So. • RHP • 6-2 • 205 • L/R
Cumming, Ga. • Hutchinson CC • Eastern Kentucky • Johns Creek



2022 GAME-BY-GAME STATS

CAREER-HIGHS

IP:

SO:

BB:

SEASON HIGHLIGHTS

CAREER STATS

YEAR	ERA	W-L	APP	GS	CG	SHO	SV	IP	H	R	ER	BB	SO
TOTALS													

Instagram: [UIBaseball](#)



Twitter: [@UIBaseball](#)



Facebook: [iowabaseball](#)

26 JARED SIMPSON

RS Sr. • LHP • 6-4 • 205 • L/L
Clinton, Iowa • Missouri • Iowa Western CC • Clinton HS



2022 GAME-BY-GAME STATS

#26 Jared Simpson - 13 appearances (All games)

Date	Opponent	GS	IP	H	R	ER	BB	SO	2B	3B	HR	WP	BK	HBP	IBB	Score	W-L	Sv	ERA	NP
Mar 01	LORAS COLLEGE	*	3.0	5	3	2	1	4	1	0	0	0	0	0	0	1-3	0-1	0	6.00	49
Mar 15	at San Diego State		1.0	0	0	0	2	3	0	0	0	0	0	0	0	6-4	0-1	0	4.50	27
Mar 19	TEXAS TECH		1.1	1	0	0	0	3	0	0	0	0	0	0	0	3-11	0-1	0	3.38	25
Mar 25	CENTRAL MICHIGAN		0.2	0	0	0	2	1	0	0	0	0	0	0	1	7-4	0-1	0	3.00	10
Apr 02	at Michigan-1		1.0	1	0	0	0	1	0	0	0	0	0	0	0	8-2	0-1	0	2.57	15
Apr 06	at Bradley		2.0	1	0	0	2	4	0	0	0	0	0	0	0	9-8	0-1	0	2.00	32
Apr 09	ILLINOIS-2		0.0	0	1	1	0	0	0	0	0	1	0	0	0	5-7	0-1	0	3.00	4
Apr 12	at Milwaukee		1.0	0	0	0	2	1	0	0	0	0	0	0	0	16-2	0-1	0	2.70	30
Apr 19	BRADLEY		1.0	1	1	1	2	0	0	0	0	1	0	0	0	15-8	0-1	0	3.27	26
Apr 26	WESTERN ILLINOIS		1.0	1	0	0	1	1	0	0	0	0	0	0	0	11-1	0-1	0	3.00	18
May 03	ILLINOIS STATE		1.0	1	0	0	0	0	0	0	0	0	0	0	0	2-3	0-1	0	2.77	8
May 20	INDIANA		1.0	1	0	0	0	1	0	0	0	0	0	0	0	12-0	0-1	0	2.57	14
May 29	vs Michigan		1.1	0	3	3	2	2	0	0	0	0	0	1	0	1-13	0-1	0	4.11	23
Totals		1	15.1	12	8	7	13	23	1	0	0	2	0	1	1	96-66	0-1	0	4.11	-

CAREER-HIGHS

IP: 3.0, 2X, LAST VS. LORAS COLLEGE, 3/1/22
SO: 4, 2X, LAST AT BRADLEY, 4/6/22
BB: 3 vs. TEXAS A&M, 4/1/21

2022 SEASON HIGHLIGHTS

- Went 0-1 with a 4.11 ERA in 13 appearances (one start)... had 23 strikeouts (to 13 walks) over 15 1/3 innings... pitched an inning in the combined shutout win over Indiana (5/20)... punched out four and allowed one hit in two innings at Bradley (4/6)... allowed one hit over 1 1/3 innings and fanned three against No. 12 Texas Tech (3/19)... made his Hawkeye debut and first start against Loras College (3/1), allowing three runs on five hits with four strikeouts.
- Transfer from Missouri... was a first-team all-region selection at Iowa Western CC in 2020... led the Reivers to the NJCAA World Series, where they were the runner-up.


CAREER STATS

YEAR	ERA	W-L	APP	GS	CG	SHO	SV	IP	H	R	ER	BB	SO
2021	22.95	0-0	6	1	0	0/0	0	6.2	15	18	17	10	6
2022	4.11	0-1	13	1	0	0/1	0	15.1	12	8	7	13	23
TOTALS	9.82	0-1	19	2	0	0/1	0	22.0	27	26	24	23	29



27 TY LANGENBERG

Jr. • RHP • 6-2 • 190 • R/R
 Urbandale, Iowa • Urbandale HS



2022 GAME-BY-GAME STATS

#27 Ty Langenberg - 14 appearances (All games)

Date	Opponent	GS	IP	H	R	ER	BB	SO	2B	3B	HR	WP	BK	HBP	IBB	Score	W-L	Sv	ERA	NP
Feb 20	vs Bucknell		3.2	2	0	0	1	4	0	0	0	0	0	0	0	3-0	1-0	0	0.00	47
Mar 06	vs Washington State		5.2	3	2	2	0	8	1	0	1	1	0	1	0	6-5	2-0	0	1.93	77
Mar 13	at UC Irvine	*	5.0	7	2	2	2	2	0	0	0	0	0	1	0	12-10	3-0	0	2.51	87
Mar 20	TEXAS TECH	*	5.0	3	1	1	2	10	0	0	1	0	0	0	0	6-3	3-0	0	2.33	91
Mar 27	CENTRAL MICHIGAN	*	4.0	5	1	1	2	7	3	0	0	1	0	1	0	4-2	3-0	0	2.31	80
Apr 03	at Michigan	*	5.2	5	0	0	2	11	1	0	0	0	0	0	0	10-3	4-0	0	1.86	107
Apr 10	ILLINOIS	*	6.1	6	4	4	2	6	3	0	1	0	0	1	1	5-9	4-0	0	2.55	91
Apr 17	MINNESOTA	*	3.0	6	3	3	1	2	2	0	0	1	0	0	0	9-3	4-0	0	3.05	56
Apr 24	at Rutgers	*	1.0	3	4	4	1	1	2	0	0	2	0	1	0	4-10	4-1	0	3.89	35
May 1	at Nebraska-2	*	5.0	3	1	0	1	6	1	0	0	2	0	1	0	5-3	4-1	0	3.45	78
May 08	PURDUE	*	7.0	5	1	1	1	7	1	0	1	0	0	1	0	9-1	5-1	0	3.16	96
May 15	at Michigan State	*	1.0	5	6	5	1	1	1	0	0	0	0	0	0	8-11	5-2	0	3.96	23
May 21	INDIANA	*	5.0	4	0	0	3	4	0	0	0	0	0	0	0	2-1	6-2	0	3.61	92
May 28	vs Penn State	*	5.2	3	3	3	4	5	1	0	0	0	2	0	0	11-3	7-2	0	3.71	112
Totals		12	63.0	60	28	26	23	74	16	0	4	7	0	9	1	94-64	7-2	0	3.71	-

CAREER HIGHS

IP: 7.0 vs. PURDUE, 5/8/22

SO: 11 at MICHIGAN, 4/3/22

BB: 4 vs. PENN STATE, 5/28/22

2022 SEASON HIGHLIGHTS

- Went 7-2 with a 3.71 ERA in 14 appearances (12 starts), logging 63 innings... had 74 strikeouts to 23 walks... had seven or more strikeouts in five games... tied for second in Big Ten in fewest runs allowed (28), tied for fourth in wins (7), tied for sixth in fewest earned runs (26), eighth in fewest walks (23), ninth in ERA (3.71) and tied for ninth in fewest hits allowed (60)... notched his seventh victory, allowing three runs on three hits over 5 2/3 innings against Penn State (5/28)... tallied his sixth win, tossing five shutout innings, scattering four hits and fanning four against Indiana (5/21)... notched his fifth win, tossing a career-best seven innings, allowing one run on five hits and fanning seven in the series-clinching win over Purdue (5/8)... scattered three hits and allowed one unearned run over five innings in a no-decision at Nebraska (5/1)... earned his fourth win, tossing 5 2/3 shutout innings, scattering five hits and fanning a career-high 11 batters at Michigan (4/3)... gave up one run on five hits and fanned seven over four innings against Central Michigan (3/27)... allowed one run on three hits and struck out a career-high 10 in a no-decision against No. 12 Texas Tech (3/20)... tallied his third straight win (in his first career start), allowing two runs on seven hits over five innings at UC Irvine (3/13)... earned his second win, allowing two runs on three hits and fanning eight in a career-long 5 2/3 innings against Washington State (3/6) at the Frisco Classic... did not pitch in Corpus Christi due to forearm tightness... earned his first career win, pitching 3 2/3 innings of shutout relief, scattering two hits and fanning four against Bucknell (2/20).

- Rated as the No. 15 player in the Big Ten for the 2023 MLB Draft by D1Baseball.com.

- Top 500 prospect by Perfect Game coming out of Urbandale High School... struck out 100 over 71 1/3 innings and allowed just 45 hits in 2019 en route to IHSBCA Super Team honors.


CAREER STATS

YEAR	ERA	W-L	APP	GS	CG	SHO	SV	IP	H	R	ER	BB	SO
2021	5.23	0-0	8	0	0	0/1	0	10.1	13	6	6	3	8
2022	3.71	7-2	14	12	0	0/1	0	63.0	60	28	26	23	74
TOTALS	3.93	7-2	22	12	0	0/2	0	73.1	73	34	32	26	82



28 RADIER TELLO

RS So. • IF • 6-0 • 205 • R/R
El Monte, Calif. • Pasadena City • Portland • Arcadia



2022 GAME-BY-GAME STATS

CAREER-HIGHS

AB:
H:
R:
2B:
3B:
HR:
RBIs:
BB:
SB:

SEASON HIGHLIGHTS

CAREER STATS

YEAR	AVG.	G-GS	AB	R	H	2B	3B	HR	RBIS	BB	HBP	SO	SB-A
TOTALS													

Instagram: [UIBaseball](#)




Twitter: [@UIBaseball](#)



Facebook: [iowabaseball](#)

29 JACK YOUNG

Jr. • RHP • 5-10 • 185 • R/R
LeClaire, Iowa • Parkland College • Pleasant Valley HS



2022 GAME-BY-GAME STATS

CAREER-HIGHS

IP:

SO:

BB:

SEASON HIGHLIGHTS

CAREER STATS

YEAR	ERA	W-L	APP	GS	CG	SHO	SV	IP	H	R	ER	BB	SO
TOTALS													

Instagram: [UIBaseball](#)




Twitter: [@UIBaseball](#)



Facebook: [iowabaseball](#)

30 CALEB STRACK

RS Jr. • LHP • 6-3 • 195 • R/L
Little Falls, Minn. • Winona State • Little Falls Community



2022 GAME-BY-GAME STATS

CAREER-HIGHS

IP:

SO:

BB:

SEASON HIGHLIGHTS

CAREER STATS

YEAR	ERA	W-L	APP	GS	CG	SHO	SV	IP	H	R	ER	BB	SO
TOTALS													

Instagram: [UIBaseball](#)




Twitter: [@UIBaseball](#)



Facebook: [iowabaseball](#)

31 BEN SWAILS

Fr. • IF/OF • 6-2 • 185 • R/R
Tiffin, Iowa • Clear Creek Amana



2022 GAME-BY-GAME STATS

CAREER-HIGHS

AB:
H:
R:
2B:
3B:
HR:
RBIs:
BB:
SB:

SEASON HIGHLIGHTS

CAREER STATS

YEAR	AVG.	G-GS	AB	R	H	2B	3B	HR	RBIS	BB	HBP	SO	SB-A
TOTALS													

Instagram: [UIBaseball](#)




Twitter: [@UIBaseball](#)



Facebook: [iowabaseball](#)

32 REESE MOORE

Fr. • C • 6-0 • 210 • L/R
Van Meter, Iowa • Van Meter HS



2022 GAME-BY-GAME STATS

CAREER-HIGHS

AB:
H:
R:
2B:
3B:
HR:
RBIs:
BB:
SB:

SEASON HIGHLIGHTS

CAREER STATS

YEAR	AVG.	G-GS	AB	R	H	2B	3B	HR	RBIS	BB	HBP	SO	SB-A
TOTALS													

Instagram: [UIBaseball](#)



Twitter: [@UIBaseball](#)



Facebook: [iowabaseball](#)

33 CADE OBERMUELLER

Fr. • LHP • 5-11 • 150 • L/L
Iowa City, Iowa • City High HS



GAME-BY-GAME STATS

CAREER-HIGHS

IP:

SO:

BB:

SEASON HIGHLIGHTS

CAREER STATS

YEAR	ERA	W-L	APP	GS	CG	SHO	SV	IP	H	R	ER	BB	SO
TOTALS													

Instagram: [UIBaseball](#)



Twitter: [@UIBaseball](#)



Facebook: [iowabaseball](#)

34 LUKE LLEWELLYN

RS Jr. • RHP • 6-4 • 220 • R/R
Urbandale, Iowa • Kirkwood CC • Urbandale HS



2022 GAME-BY-GAME STATS

#34 Luke Llewellyn - 14 appearances (All games)

Date	Opponent	GS	IP	H	R	ER	BB	SO	2B	3B	HR	WP	BK	HBP	IBB	Score	W-L	Sv	ERA	NP
Mar 01	LORAS COLLEGE		2.0	1	0	0	1	0	0	0	0	0	0	1	0	1-3	0-0	0	0.00	33
Mar 13	at UC Irvine		1.2	0	0	0	1	1	0	0	0	0	0	0	0	12-10	0-0	1	0.00	23
Mar 15	at San Diego State		0.1	0	0	0	0	1	0	0	0	0	0	0	0	6-4	0-0	1	0.00	4
Mar 21	ST. THOMAS		1.0	0	0	0	0	2	0	0	0	0	0	0	0	6-5	0-0	2	0.00	18
Mar 25	CENTRAL MICHIGAN		1.0	1	0	0	0	0	0	0	0	0	0	0	0	7-4	0-0	3	0.00	20
Mar 27	CENTRAL MICHIGAN		0.2	0	0	0	2	0	0	0	0	0	0	0	0	4-2	1-0	3	0.00	14
Apr 03	at Michigan		1.0	0	0	0	1	1	0	0	0	0	0	0	0	10-3	1-0	3	0.00	17
Apr 06	at Bradley		0.2	1	1	1	1	1	0	0	0	0	0	0	0	9-8	1-0	3	1.08	13
Apr 09	ILLINOIS-2		1.1	1	0	0	1	2	0	0	0	0	0	0	0	5-7	1-0	3	0.93	22
Apr 10	ILLINOIS		0.1	1	2	0	1	0	0	0	0	0	0	0	0	5-9	1-1	3	0.90	15
Apr 19	BRADLEY	*	1.0	0	2	2	3	1	0	0	0	0	0	0	0	15-8	1-1	3	2.45	27
May 20	INDIANA		1.0	1	0	0	1	1	1	0	0	1	0	0	0	12-0	1-1	3	2.25	23
May 28	vs Penn State		1.1	0	0	0	3	0	0	0	0	0	0	0	0	11-3	1-1	3	2.03	31
May 29	vs Michigan		0.2	0	0	0	1	0	0	0	0	0	0	0	0	1-13	1-1	3	1.93	11
Totals		1	14.0	6	5	3	16	10	1	0	0	1	0	1	0	104-79	1-1	3	1.93	-

CAREER-HIGHS

IP: 2.0 vs. LORAS COLLEGE, 3/1/22
 SO: 2, 2X, LAST vs. ILLINOIS, 4/9/22
 BB: 3, 2X, LAST vs. PENN STATE, 5/28/22

2022 SEASON HIGHLIGHTS

- Named to the NCBWA Stopper of the Year Midseason Watch List... went 1-1 with a 1.93 ERA in 14 appearances, including one start, with three saves... had 10 strikeouts over 14 innings... went 3-for-4 in save opportunities... tossed one inning in the combined shutout in game two against Indiana (5/20)... made his first career start against Bradley (4/19)... recorded his first career win, pitching 2/3 of an inning in series finale against Central Michigan (3/27)... tallied his third save in the series opener against Central Michigan (3/25)... notched his second save, fanning a pair against St. Thomas (3/21)... earned his first career save, getting the final five outs in a 12-10 win at UC Irvine (3/13) in the series finale... made his Iowa debut against Loras College (3/1), allowing one hit over two innings.
- Went 6-6 with a 3.93 ERA in two seasons at Kirkwood CC.

CAREER STATS

YEAR	ERA	W-L	APP	GS	CG	SHO	SV	IP	H	R	ER	BB	SO
2022	1.93	1-1	14	1	0	0/1	3	14.0	6	5	3	16	10
TOTALS	1.93	1-1	14	1	0	0/1	3	14.0	6	5	3	16	10



35 CHASE MOSELEY

RS Jr. • OF • 5-7 • 170 • R/R
Eldridge, Iowa • Kirkwood CC • North Scott



2022 GAME-BY-GAME STATS

CAREER-HIGHS

AB:
H:
R:
2B:
3B:
HR:
RBIs:
BB:
SB:

SEASON HIGHLIGHTS

CAREER STATS

YEAR	AVG.	G-GS	AB	R	H	2B	3B	HR	RBIS	BB	HBP	SO	SB-A
TOTALS													

Instagram: [UIBaseball](#)




Twitter: [@UIBaseball](#)



Facebook: [iowabaseball](#)

38 COY SARSFIELD

RS Fr. • OF • 5-8 • 165 • R/R
Marion, Iowa • Linn Mar



GAME-BY-GAME STATS

CAREER-HIGHS
AB:
H:
R:
2B:
3B:
HR:
RBIs:
BB:
SB:

SEASON HIGHLIGHTS

CAREER STATS

YEAR	AVG.	G-GS	AB	R	H	2B	3B	HR	RBIS	BB	HBP	SO	SB-A
TOTALS													

Instagram: [UIBaseball](#)



Twitter: [@UIBaseball](#)



Facebook: [iowabaseball](#)

41 CHAS WHEATLEY

So. • RHP • 6-6 • 215 • R/R
Edmonton, Alberta, Canada • Strathcona



2022 GAME-BY-GAME STATS

#41 Chas Wheatley - 9 appearances (All games)

Date	Opponent	GS	IP	H	R	ER	BB	SO	2B	3B	HR	WP	BK	HBP	IBB	Score	W-L	Sv	ERA	NP
Mar 02	CORNELL COLLEGE		1.0	1	0	0	0	2	0	0	0	0	0	0	0	8-0	0-0	0	0.00	15
Mar 05	vs Texas A&M		2.0	1	0	0	2	1	1	0	0	0	0	0	0	3-7	0-0	0	0.00	37
Mar 15	at San Diego State		0.1	2	2	2	1	0	1	0	0	0	0	0	0	6-4	0-0	0	5.40	17
Apr 12	at Milwaukee		1.0	0	0	0	0	0	0	0	0	0	0	0	0	16-2	0-0	0	4.15	11
Apr 19	BRADLEY		1.0	1	0	0	0	0	0	0	0	0	0	0	0	15-8	1-0	0	3.38	7
Apr 26	WESTERN ILLINOIS		1.1	1	1	1	1	1	0	0	2	0	0	0	0	11-1	1-0	0	4.05	26
May 1	at Nebraska-1		2.1	1	0	0	0	2	1	0	1	0	1	0	0	1-12	1-0	0	3.00	33
May 03	ILLINOIS STATE		1.0	1	0	0	0	1	1	0	0	0	0	0	0	2-3	1-0	0	2.70	15
May 07	PURDUE		0.1	1	2	2	2	1	0	0	0	0	0	0	0	6-10	1-0	0	4.35	14
Totals		0	10.1	9	5	5	6	8	4	0	0	3	0	1	0	68-47	1-0	0	4.35	-

CAREER-HIGHS

IP: 2.1 AT NEBRASKA, 5/1/22
SO: 2, 2X, LAST AT NEBRASKA, 5/1/22
BB: 2, 2X, LAST VS. PURDUE, 5/7/22

2022 SEASON HIGHLIGHTS

- Went 1-0 with a 4.35 ERA in nine appearances... had eight strikeouts to six walks over 10 1/3 innings... logged a career-best 2 1/3 innings, scattering one hit and fanning two at Nebraska (5/1)... notched his first win, allowing one hit in the midweek win over Bradley (4/19)... pitched two innings of shutout relief, allowing one hit against Texas A&M (3/5) at the Frisco Classic... made his Iowa debut, allowing one hit and fanning two as part of a combined shutout of Cornell College (3/2).
- Rated as the No. 22 incoming recruit in the Big Ten and the No. 396 recruit nationally by Perfect Game... named to Perfect Game All-Canadian Team as a junior.

CAREER STATS

YEAR	ERA	W-L	APP	GS	CG	SHO	SV	IP	H	R	ER	BB	SO
2022	4.35	1-0	9	0	0	0/1	0	10.1	9	5	5	6	8
TOTALS	4.35	1-0	9	0	0	0/1	0	10.1	9	5	5	6	8

Instagram: [UIBaseball](#)



Twitter: [@UIBaseball](#)



Facebook: [iowabaseball](#)

42 WILL MULFLUR

Jr. • UTIL • 5-11 • 200 • R/R
Mercer Island, Wash. • Tacoma CC • Mercer Island HS



2022 GAME-BY-GAME STATS

#42 Will Mulflur - 32 games (All games)

Date	Opponent	Pos	AB	R	H	RBI	2B	3B	HR	BB	SB	CS	HBP	SAC	SF	GDP	K	PO	A	E	Avg
Feb 19	vs Ball State	ph	1	0	0	0	0	0	0	0	0	0	0	0	0	0	1	0	0	0	.000
Mar 02	CORNELL COLLEGE	1b	1	1	1	1	0	0	1	0	0	0	0	0	0	0	3	0	0	0	.500
Mar 04	vs Wichita State	ph	1	0	1	0	0	0	0	0	0	0	0	0	0	0	0	0	0	0	.667
Mar 05	vs Texas A&M	ph/dh	1	0	0	0	0	0	0	0	0	0	0	0	0	0	1	0	0	0	.500
Mar 06	vs Washington State	ph/of	1	1	0	0	0	0	0	2	0	0	0	0	0	0	1	0	0	0	.400
Mar 11	at UC Irvine	ph	1	0	0	0	0	0	0	0	0	0	0	0	0	0	1	0	0	0	.333
Mar 12	at UC Irvine	ph	1	0	0	0	0	0	0	0	0	0	0	0	0	0	0	0	0	0	.286
Mar 19	TEXAS TECH	ph	1	0	0	0	0	0	0	0	0	0	0	0	0	0	1	0	0	0	.250
Mar 21	ST. THOMAS	*dh	1	0	0	0	0	0	0	0	0	0	0	0	0	0	1	0	0	0	.222
Mar 26	CENTRAL MICHIGAN	1b	1	0	0	0	0	0	0	0	0	0	0	0	0	0	2	0	0	0	.200
Mar 27	CENTRAL MICHIGAN	ph/dh	2	0	1	0	0	0	0	0	0	0	0	0	0	0	0	0	0	0	.250
Apr 02	at Michigan-2	ph	1	0	0	0	0	0	0	0	0	0	0	0	0	0	0	0	0	0	.231
Apr 06	at Bradley	ph	0	0	0	0	0	0	0	1	0	0	0	0	0	0	0	0	0	0	.231
Apr 09	ILLINOIS-2	ph	1	0	0	0	0	0	0	0	0	0	0	0	0	0	1	0	0	0	.214
Apr 10	ILLINOIS	ph/dh	2	0	1	0	0	0	0	0	0	0	0	0	0	0	1	0	0	0	.250
Apr 12	at Milwaukee	*dh	4	1	3	2	1	0	0	1	0	0	0	0	0	0	1	0	0	0	.350
Apr 15	MINNESOTA	*dh	4	1	1	0	0	0	0	0	0	0	0	0	0	0	0	0	0	0	.333
Apr 16	MINNESOTA	*dh	2	0	0	0	0	0	0	2	0	0	0	0	0	0	2	0	0	0	.308
Apr 17	MINNESOTA	*of	3	1	1	2	1	0	0	0	0	0	1	0	0	0	1	2	0	0	.310
Apr 19	BRADLEY	*dh	5	2	3	3	1	0	1	0	0	0	0	0	0	0	1	0	0	0	.353
Apr 22	at Rutgers	*dh	3	1	0	0	0	0	0	0	1	0	1	0	0	0	0	0	0	0	.324
Apr 23	at Rutgers	*of	4	0	2	2	0	0	0	1	0	0	0	0	1	0	0	3	0	0	.341
Apr 24	at Rutgers	*of	4	1	1	0	0	1	0	1	0	0	0	0	0	0	1	1	0	0	.333
Apr 26	WESTERN ILLINOIS	*of/1b	2	0	1	1	0	0	0	2	0	0	0	0	0	0	0	2	0	0	.340
Apr 29	at Nebraska	*of	3	0	1	0	0	0	0	1	0	0	0	0	0	0	1	0	3	0	.340
May 1	at Nebraska-1	*of	3	0	0	0	0	0	0	0	0	0	0	0	0	0	1	1	0	0	.321
May 1	at Nebraska-2	*of	3	0	0	0	0	0	0	1	0	0	1	0	0	0	1	3	0	1	.304
May 03	ILLINOIS STATE	*of	3	0	0	0	0	0	0	0	0	0	1	0	0	0	2	1	0	0	.288
May 06	PURDUE	*of	3	1	0	0	0	0	0	1	0	0	0	0	0	0	2	3	0	0	.274
May 07	PURDUE	*of	2	0	0	0	0	0	0	1	0	0	0	0	0	0	0	1	0	0	.266
May 28	vs Penn State	*dh	4	1	1	1	0	0	0	0	0	0	1	0	0	0	0	0	0	0	.265
May 29	vs Michigan	*dh	3	0	1	0	0	0	0	0	0	0	0	0	0	0	1	0	0	0	.268
Totals		18gs	71	11	19	12	3	1	2	13	2	0	4	1	1	1	21	25	0	1	.268

On base pct. .404 • Slugging pct. .423

CAREER HIGHS

AB: 5 vs. BRADLEY, 4/19/22
H: 3, 2X, LAST vs. BRADLEY, 4/19/22
R: 2 vs. BRADLEY, 4/19/22
2B: 1, 3X, LAST vs. BRADLEY, 4/19/22
3B: 1 AT RUTGERS, 4/24/22
HR: 1, 2X, LAST vs. BRADLEY, 4/19/22
RBIs: 3 vs. BRADLEY, 4/19/22
BB: 2, 3X, LAST vs. WESTERN ILLINOIS, 4/26/22
SB: 1, 2X, LAST AT RUTGERS, 4/23/22

2022 SEASON HIGHLIGHTS

- Appeared in 32 games with 18 starts -- nine in right field, eight as the designated hitter and one in left field... hit .268 (19-of-71) with two home runs, three doubles, one triple, 12 RBIs and 11 runs scored... missed the series finale against Purdue after running into the wall and separating his shoulder in game two against the Boilermakers (5/7)... went 2-for-4 with two RBIs in game two at No. 8 Rutgers (4/23) and went 1-for-4 with a triple in the series finale (4/24)... finished 3-for-5 with a double, home run, three RBIs and two runs scored in the midweek win over Bradley (4/19)... went 1-for-3 with the go-ahead two-run double in the seventh against Minnesota (4/17)... finished 3-for-4 with a double, two RBIs and a run scored in the road win at Milwaukee (4/12)... made his first career start against St. Thomas (3/21)... had his first career hit, connecting on a towering solo home run down the left field line against Cornell College (3/2).
- Transfer from Tacoma CC... ABCA/Rawlings Pacific Association second-team All-American in 2021... first-team all-region selection... received team's Silver Slugger Award after hitting .460 with nine doubles, two triples and four home runs... NWAC batting champion.
- Mother is Mary Lou Mulflur, who is the head women's golf coach at the University of Washington.


CAREER STATS

YEAR	AVG.	G-GS	AB	R	H	2B	3B	HR	RBIS	BB	HBP	SO	SB-A
2022	.268	32-18	71	11	19	3	1	2	12	13	4	21	2-2
TOTALS	.268	32-18	71	11	19	3	1	2	12	13	4	21	2-2



40 CADE MOSS

Jr. • C • 5-10 • 170 • R/R
Johnston, Iowa • Kirkwood CC • Johnston HS



2022 GAME-BY-GAME STATS

#40 Cade Moss - 28 games (All games)

Date	Opponent	Pos	AB	R	H	RBI	2B	3B	HR	BB	SB	CS	HBP	SAC	SF	GDP	K	PO	A	E	Avg
Feb 19	vs Ball State	ph/c	0	0	0	0	0	0	0	1	0	0	0	0	0	0	0	3	0	0	.000
Feb 27	vs Wichita State	*c	2	1	0	0	0	0	0	1	0	0	0	0	0	0	1	11	1	0	.000
Mar 01	LORAS COLLEGE	c	0	0	0	0	0	0	0	0	0	0	0	0	0	0	0	1	0	0	.000
Mar 02	CORNELL COLLEGE	c	1	0	0	0	0	0	0	0	0	0	0	0	0	0	1	0	9	0	.000
Mar 06	vs Washington State	*c	0	0	0	0	0	0	0	0	0	0	0	0	0	0	0	1	1	0	.000
Mar 13	at UC Irvine	*c	4	0	0	0	0	0	0	0	0	0	0	1	0	0	1	10	1	1	.000
Mar 15	at San Diego State	*c	1	0	0	0	0	0	0	0	0	0	0	0	0	0	0	5	1	1	.000
Mar 26	CENTRAL MICHIGAN	*c	2	0	0	0	0	0	0	0	0	0	0	0	0	0	0	6	0	0	.000
Apr 02	at Michigan-2	*c	2	0	0	0	0	0	0	0	0	0	0	0	0	0	2	3	0	0	.000
Apr 06	at Bradley	*c	0	0	0	0	0	0	0	0	0	0	0	0	0	0	0	0	0	0	.000
Apr 09	ILLINOIS-2	*c	1	0	0	0	0	0	0	0	0	0	0	0	0	0	1	6	0	0	.000
Apr 12	at Milwaukee	*c	1	0	0	0	0	0	0	0	0	0	0	0	0	0	0	4	0	0	.000
Apr 19	BRADLEY	*c	1	0	0	0	0	0	0	0	0	0	0	0	0	0	1	1	0	0	.000
Apr 24	at Rutgers	*c	1	0	1	0	0	0	0	0	0	0	0	0	0	0	0	2	1	0	.062
Apr 26	WESTERN ILLINOIS	*c	0	0	0	0	0	0	0	0	0	0	0	0	0	0	0	2	0	0	.062
May 07	PURDUE	*c	1	0	1	2	1	0	0	0	0	0	0	0	0	0	0	5	0	0	.118
May 08	PURDUE	*c	3	0	2	1	1	0	0	1	0	0	0	0	0	0	0	12	0	0	.200
May 13	at Michigan State	*dh	3	1	3	1	0	0	0	1	0	0	1	0	0	0	0	0	0	0	.304
May 14	at Michigan State	*c	3	0	1	1	0	0	0	1	0	0	1	1	0	0	1	5	3	0	.308
May 15	at Michigan State	*c	3	0	0	0	0	0	0	0	0	0	0	0	0	0	2	8	0	1	.276
May 19	INDIANA	*c	3	3	1	0	0	0	0	0	0	0	2	0	0	0	2	3	0	0	.281
May 20	INDIANA	*c	1	2	0	1	0	0	0	2	0	0	0	0	1	0	0	7	0	0	.273
May 21	INDIANA	*c	3	0	0	0	0	0	0	0	0	0	0	0	0	0	2	11	0	0	.250
May 26	vs Penn State	*c	3	0	1	0	0	0	0	0	0	0	0	0	0	0	0	1	16	1	.256
May 27	vs Purdue	*c	3	0	1	1	1	0	0	0	0	0	0	1	0	0	2	9	0	0	.262
May 28	vs Penn State	*c	4	0	2	2	0	0	0	0	0	0	1	0	0	0	0	5	0	0	.283
May 28	vs Michigan	*c	4	2	2	1	0	0	0	1	0	0	0	0	0	0	0	12	0	0	.300
May 29	vs Michigan	*c	3	0	0	0	0	0	0	0	0	0	0	0	0	0	2	7	0	0	.283
Totals			14gs	53	9	15	10	3	0	8	1	1	7	1	1	1	18	164	9	3	.283

On base pct. .435 • Slugging pct. .340

CAREER-HIGHS

AB: 4, 3X, LAST VS. MICHIGAN, 5/28/22

H: 3 AT MICHIGAN STATE, 5/13/22

R: 3 VS. INDIANA, 5/19/22

2B: 1, 3X, LAST VS. PURDUE, 5/27/22

3B: --

HR: --

RBI: 2, 2X, LAST VS. PENN STATE, 5/28/22

BB: 2 VS. INDIANA, 5/20/22

SB: 1 VS. WICHITA STATE, 2/27/22

2022 SEASON HIGHLIGHTS

- Appeared in 28 games with 14 starts -- 13 at catcher and one as the designated hitter... hit .353 (6-of-17) with four RBIs at the Big Ten Tournament... went 2-for-4 with two RBIs against Penn State (5/28) and went 2-for-4 with two runs scored against Michigan (5/28)... scored five runs in the three-game sweep of Indiana (5/19-21)... finished with a .444 (4-of-9) average with two RBIs in series win at Michigan State (5/13-15)... went 3-for-3 with an RBI and run scored in game one, which were a career-high in hits... hit .500 (4-for-8) against Purdue with two doubles and three RBIs... had a two-run double for his first career extra base hit in game two and went 2-for-3 with a double in series finale... tallied his first career hit, going 1-for-1 in the series finale at No. 8 Rutgers (4/24)... made his first career start against Wichita State (2/27), scoring a run and stealing a base... made Hawkeye debut as a pinch hitter vs. Ball State (2/19).
- Spent two seasons at Kirkwood CC, earning honorable mention all-region honors as a sophomore.


CAREER STATS

YEAR	AVG.	G-GS	AB	R	H	2B	3B	HR	RBIS	BB	HBP	SO	SB-A
2022	.283	28-14	53	9	15	3	0	0	10	8	7	18	1-2
TOTALS	.283	28-14	53	9	15	3	0	0	10	8	7	18	1-2



43 GEHRIG CHRISTENSEN

RS Fr. • C • 6-1 • 185 • L/R
Urbandale, Iowa • Urbandale HS



2022 GAME-BY-GAME STATS

CAREER-HIGHS	AB:
	H:
	R:
	2B:
	3B:
	HR:
	RBI:
	BB:
SB:	

SEASON HIGHLIGHTS

CAREER STATS

YEAR	AVG.	G-GS	AB	R	H	2B	3B	HR	RBIS	BB	HBP	SO	SB-A
TOTALS													

Instagram: [UIBaseball](#)



Twitter: [@UIBaseball](#)



Facebook: [iowabaseball](#)

44 KELLEN STROHMEYER

Fr. • UTIL • 6-3 • 195 • L/R
Dubuque, Iowa • Hempstead HS



2022 GAME-BY-GAME STATS

CAREER-HIGHS

AB:
H:
R:
2B:
3B:
HR:
RBIs:
BB:
SB:

SEASON HIGHLIGHTS

CAREER STATS

YEAR	AVG.	G-GS	AB	R	H	2B	3B	HR	RBIS	BB	HBP	SO	SB-A
TOTALS													

Instagram: [UIBaseball](#)




Twitter: [@UIBaseball](#)



Facebook: [iowabaseball](#)

45 BLAKE GUERIN

Fr. • 1B • 6-6 • 280 • R/R
Shoreview, Minn. • Mounds View



GAME-BY-GAME STATS

CAREER-HIGHS

AB:
H:
R:
2B:
3B:
HR:
RBIs:
BB:
SB:

SEASON HIGHLIGHTS

CAREER STATS

YEAR	AVG.	G-GS	AB	R	H	2B	3B	HR	RBIS	BB	HBP	SO	SB-A
TOTALS													

Instagram: [UIBaseball](#)




Twitter: [@UIBaseball](#)



Facebook: [iowabaseball](#)

47 WILL CHRISTOPHERSEN

RS Jr. • RHP • 6-4 • 210 • R/R
Bettendorf, Iowa • Michigan State • Pleasant Valley HS



2022 GAME-BY-GAME STATS

#47 Will Christophersen - 13 appearances (All games)

Date	Opponent	GS	IP	H	R	ER	BB	SO	2B	3B	HR	WP	BK	HBP	IBB	Score	W-L	Sv	ERA	NP
Feb 19	vs Ball State		1.0	0	0	0	0	4	0	0	0	1	0	0	0	11-1	0-0	0	0.00	18
Feb 26	at AM Corpus Christi		3.2	0	0	0	0	5	0	0	0	0	0	0	0	1-2	0-0	0	0.00	56
Mar 04	vs Wichita State		2.0	4	2	2	0	2	0	1	0	0	0	0	0	4-6	0-1	0	2.70	34
Mar 11	at UC Irvine		1.0	0	3	3	2	2	0	0	0	0	1	1	0	6-7	0-2	0	5.87	28
Apr 02	at Michigan-1		1.0	0	0	0	0	3	0	0	0	0	0	0	0	8-2	0-2	0	5.19	13
Apr 06	at Bradley		0.1	1	1	1	1	0	0	0	0	1	0	0	0	9-8	0-2	0	6.00	11
Apr 09	ILLINOIS-2		0.0	1	0	0	0	0	1	0	0	0	0	0	0	5-7	0-2	0	6.00	7
Apr 10	ILLINOIS		0.1	0	3	0	2	0	0	0	0	0	0	1	1	5-9	0-2	0	5.79	13
Apr 19	BRADLEY		2.0	2	1	1	0	2	0	0	0	0	0	1	0	15-8	0-2	0	5.56	27
Apr 26	WESTERN ILLINOIS		0.0	1	0	0	0	0	0	0	0	0	0	0	0	11-1	0-2	0	5.56	3
May 20	INDIANA		1.0	0	0	0	0	2	0	0	0	0	0	0	0	12-0	0-2	0	5.11	11
May 27	vs Purdue		2.1	0	0	0	0	5	0	0	0	0	0	0	0	5-4	1-2	0	4.30	35
May 29	vs Michigan		0.0	1	2	2	1	0	0	1	0	0	0	0	0	1-13	1-2	0	5.52	6
Totals		0	14.2	10	12	9	6	25	1	2	0	2	1	3	1	93-68	1-2	0	5.52	-

CAREER-HIGHS

IP: 5.0 vs. MARYLAND, 3/6/21
 SO: 7 vs. MARYLAND, 3/6/21
 BB: 3, 2X, LAST AT RUTGERS, 5/22/21

SEASON HIGHLIGHTS

- Left April 26 game because of injury... returned after missing three weeks because of injury on April 2... made 13 relief appearances... went 1-2 with a 5.52 ERA, fanning 25 to six walks over 14 2/3 innings... notched his first win as a Hawkeye, striking out five in 2 1/3 perfect innings in a win over Purdue (5/27) at the Big Ten Tournament... pitched a perfect ninth, fanning a pair, in a combined shutout win over Indiana (5/20)... struck out the side at Michigan on April 2 in his first outing since March 11... had five strikeouts in 3 2/3 innings at Texas A&M Corpus Christi... struck out four batters in his Hawkeye debut in an 11-1 win over Ball State (2/19).
- Michigan State transfer... made 22 appearances -- all in relief -- going 2-2 with a 3.19 ERA.

CAREER STATS

YEAR	ERA	W-L	APP	GS	CG	SHO	SV	IP	H	R	ER	BB	SO
2020	6.14	1-1	7	0	0	0/0	0	7.1	8	7	5	5	12
2021	2.45	1-1	15	0	0	0/0	1	29.1	27	11	8	17	39
2022	5.52	1-2	13	0	0	0/1	0	14.2	10	12	9	6	25
TOTALS	3.86	3-4	35	0	0	0/1	1	51.1	45	30	22	28	76

Instagram: [UIBaseball](#)



Twitter: [@UIBaseball](#)



Facebook: [iowabaseball](#)

48 DREW PROSKOVEC

Fr. • LHP • 6-2 • 180 • L/L
Cedar Rapids, Iowa • Xavier HS



2022 GAME-BY-GAME STATS

CAREER-HIGHS

IP:
SO:
BB:

SEASON HIGHLIGHTS

CAREER STATS

YEAR	ERA	W-L	APP	GS	CG	SHO	SV	IP	H	R	ER	BB	SO
TOTALS													

Instagram: [UIBaseball](#)




Twitter: [@UIBaseball](#)



Facebook: [iowabaseball](#)

50 BENJAMIN DETAEYE

RS Jr. • LHP • 6-0 • 195 • L/L
Clive, Iowa • Iowa Central CC • Des Moines Valley HS



2022 GAME-BY-GAME STATS

#50 Benjamin DeTaeve - 10 appearances (All games)

Date	Opponent	GS	IP	H	R	ER	BB	SO	2B	3B	HR	WP	BK	HBP	IBB	Score	W-L	Sv	ERA	NP
Feb 18	vs Air Force		0.1	0	1	1	3	0	0	0	0	0	0	0	0	12-2	0-0	0	27.00	-
Mar 02	CORNELL COLLEGE		1.0	0	0	0	1	3	0	0	0	0	0	0	0	8-0	0-0	0	6.75	20
Mar 15	at San Diego State		1.0	0	0	0	1	2	0	0	0	0	0	0	0	6-4	0-0	0	3.86	19
Mar 19	TEXAS TECH		0.2	2	3	3	2	2	2	0	0	1	0	0	0	3-11	0-0	0	12.00	28
Apr 09	ILLINOIS-2		2.1	0	2	2	3	6	0	0	0	1	0	0	1	5-7	0-1	0	10.12	37
Apr 12	at Milwaukee		2.0	1	0	0	1	4	0	0	0	0	0	0	0	16-2	0-1	0	7.36	30
Apr 17	MINNESOTA		2.0	1	0	0	2	2	1	0	0	0	0	0	0	9-3	0-1	0	5.79	38
Apr 26	WESTERN ILLINOIS	*	2.0	2	0	0	0	2	0	0	0	0	0	0	0	11-1	1-1	0	4.76	25
May 1	at Nebraska-1		0.0	2	2	0	3	0	0	0	1	1	0	0	0	1-12	1-1	0	4.76	21
May 15	at Michigan State		1.0	0	0	0	0	0	0	0	0	0	0	1	0	8-11	1-1	0	4.38	10
Totals		1	12.1	8	8	6	16	21	3	0	1	3	0	1	1	79-53	1-1	0	4.38	-

CAREER-HIGHS

IP: 2.1 vs. ILLINOIS, 4/9/22
SO: 6 vs. ILLINOIS, 4/9/22
BB: 3, 3X, LAST AT NEBRASKA, 5/1/22

2022 SEASON HIGHLIGHTS

- Went 1-1 with a 4.38 ERA in 10 appearances (one start) spanning 12 1/3 innings... had 21 strikeouts (to 16 walks)... notched his first win in his first career start, tossing two shutout innings and fanning two against Western Illinois (4/26)... pitched two scoreless innings, fanning two in the series finale against Minnesota (4/17)... against struck out four in two innings in road win at Milwaukee (4/12)... logged a career-best 2 1/3 innings against Illinois (4/9), striking out six (to three walks) without allowing a hit... struck out the side as part of the combined shutout victory over Cornell College (3/2)... made Hawkeye debut against Air Force (2/18).
- Transfer from Iowa Central CC... went 2-1 with a 2.08 ERA in six appearances, including four starts.

CAREER STATS

YEAR	ERA	W-L	APP	GS	CG	SHO	SV	IP	H	R	ER	BB	SO
2022	4.38	1-1	10	1	0	0/1	0	12.1	8	8	6	16	21
TOTALS	4.38	1-1	10	1	0	0/1	0	12.1	8	8	6	16	21

