

# IOWA BASKETBALL

@IOWAWBB GAME NOTES

28 NCAA Tournaments • 8 Sweet Sixteens • 4 Elite Eights • 1993 NCAA Final Four • 14 Big Ten Titles

## 2022-23 SCHEDULE/RESULTS (22-5; 14-2)

10/28	Nebraska Kearney (Exh.)	W, 108-29
11/7	Southern	W, 87-34
11/10	Evansville	W, 115-62
11/13	at Drake	W, 92-86 (OT)
11/17	at Kansas State	L, 83-84
11/20	Belmont	W, 73-62
11/25	\$ vs. Oregon State	W, 73-59
11/27	\$ vs. #3/3 UCONN	L, 79-86
12/1	* #12/11 NC State	L, 81-94
12/4	at Wisconsin	W, 102-71
12/7	+ #10/8 Iowa State	W, 70-57
12/10	Minnesota	W, 87-64
12/18	Northern Iowa	W, 88-74
12/21	Dartmouth	W, 92-54
12/29	Purdue	W, 83-68
1/1	at Illinois	L, 86-90
1/7	at #14/19 Michigan	W, 94-85
1/11	Northwestern	W, 83-64
1/14	Penn State	W, 108-67
1/18	at Michigan State	W, 84-81 (OT)
1/23	at #2/2 Ohio State	W, 83-72
1/28	Nebraska	W, 80-76
2/2	#8/9 Maryland	W, 96-82
2/5	at Penn State	W, 95-51
2/9	at #2/3 Indiana	L, 78-87
2/12	Rutgers	W, 111-57
2/15	Wisconsin	W, 91-61
2/18	at Nebraska	W, 80-60
2/21	at Maryland	7 PM
2/26	Indiana	1 PM

March 1-5 Big Ten Tournament – Minneapolis, MN

\$ - Phil Knight Legacy College Basketball Tournament

\* - Big Ten/ACC Challenge

+ - Iowa Corn Cy-Hawk Series Game

All times are in Central Time (CT) and are subject to change.

Communications Contact: Bailey Turner  
E-Mail: bailey-turner@uiowa.edu

Twitter: @Bailey\_Turner\_  
Cell: (515) 230-7451

## IOWA at MARYLAND



### IOWA HAWKEYES

Record: 22-5 (14-2)

AP Poll: 7 Coaches Poll: 7

Head Coach: Lisa Bluder

Record at Iowa: 485-247 (23rd Yr.)



### MARYLAND TERRAPINS

Record: 22-5 (13-3)

AP Poll: 8 Coaches Poll: 8

Head Coach: Brenda Frese

Record at School: 141-19 (20th Yr.)

Feb. 21, 2023 | 7 p.m. (CT)

XFINITY Center | College Park, MD

TV: BTN

Talent: Mike Hall and Stephanie White

Live Stats/Audio: hawkeyesports.com

Radio: Hawkeye Radio Network, Varsity Network App, Sirius XM

Talent: Rob Brooks, Jaime Cavey Lang

Twitter: @IowaWBB

## PROGRAM QUICK HITS

- Highest Preseason AP Ranking (No. 4) since 1994.
- The No. 4 ranking was the second highest ranking in program history.
- The Hawkeyes have been ranked in the AP Preseason Top 10 in consecutive seasons for the fifth time in school history and the first time during head coach Lisa Bluder's tenure.
- Hawkeyes tabbed as Big Ten preseason favorites by coaches and media.
- The Hawkeyes return all five starters from year ago, that won a share of the Big Ten regular season title, Big Ten Tournament, and earned a No. 2 seed in the NCAA Tournament.
- Caitlin Clark was tabbed the Big Ten Preseason Player of the Year. Her and Monika Czinano were both recognized unanimously by the coaches on the preseason all-conference team.
- Since 2008, Lisa Bluder's teams own a 227-42 record inside of Carver-Hawkeye Arena. In that stretch, the Hawkeyes have posted three undefeated seasons at home. Over the last eight years, Iowa has dropped the second-fewest regular season home games in the Big Ten.
- Iowa welcomes four new players to the 2022-23 roster: Molly Davis, Jada Gyamfi, Taylor McCabe, and Hannah Stuelke. Gyamfi, McCabe, and Stuelke are all true freshmen, hailing from Johnston, Cedar Rapids and Fremont, Nebraska, respectively. Davis is a fourth-year transfer from Central Michigan.
- Clark's preseason accolades: Big Ten Preseason Player of the Year, AP All-American (unanimous), Nancy Lieberman Preseason Watch List, All-Big Ten, Wade and Wooden Award Watch List.
- Czinano preseason accolades: Preseason All-Big Ten by the coaches and media, Lisa Leslie Center of the Year Preseason Watch List, Wooden, and Wade Award Watch List.
- Iowa set a program record against Evansville scoring 115 points earlier this season.
- Clark was named a first team AP All-American and senior Monika Czinano was named an AP All-America honorable mention by the Associated Press last year.
- Bluder owns a 485-247 (.663) record and a 246-141 (.637) conference mark at Iowa. In her 38 seasons as a head coach, Bluder is 841-389 (.684).

## STAY CONNECTED



## PRONUNCIATION GUIDE

Lisa Bluder	BLUE-dir
Sydney Affolter	AH-fall-ter
Monika Czinano	Monica Sih-NON-oh
AJ Ediger	Ed-i-ger
Kylie Feuerbach	F-yeer-bawk
Jada Gyamfi	Jim-fee
Hannah Stuelke	Stul-key
Shateah Wetering	Shuh-TEA-uh Wet-ER-ing

## PROBABLE STARTERS



### G • 22 • Caitlin Clark

6-0 • Jr. • West Des Moines, Iowa

PTS	AST	REB	FT%
27.3	8.3	7.5	.836



### G • 24 • Gabbie Marshall

5-9 • Sr. • Cincinnati, Ohio

PTS	3-PT%	FT%	STL
4.5	.292	.500	1.5



### G • 20 • Kate Martin

6-0 • RS-Sr. • Edwardsville, Ill.

PTS	REB	AST	3FG%
7.0	4.2	3.4	.413



### G/F • 14 • McKenna Warnock

6-1 • Sr. • Madison, Wis.

PTS	REB	FG%	3FG%
11.2	5.8	.519	.434



### F/C • 25 • Monika Czinano

6-3 • 5th Yr. • Watertown, Minn.

PTS	REB	FG%	FT%
17.8	6.3	.673	.778



### P. Sue Beckwith, MD, Head Coach Lisa Bluder

- 23rd year at Iowa (485-247)
- 38 seasons overall (841-389)
- Big Ten all-time leader in regular season conference wins



@iowawbb



## INSIDE THE NUMBERS...

	IOWA	OPP
Scoring Average	88.3	69.9
Scoring Defense	70.3	88.6
Scoring Margin	18.4	-18.3
FG%	51.5	39.6
FG% Defense	39.6	51.5
FT%	75.4	72.7
3-PT FG%	37.4	28.6
3-PT FG% Defense	28.6	37.4
Rebound Margin	7.0	-7.0
Assists Per Game	21.3	13.2
Turnovers Per Game	14.1	14.7
Turnover Margin	0.6	-0.6
Steals Per Game	7.6	8.2
Blocks Per Game	2.6	2.8

## IOWA ATHLETIC COMMUNICATIONS

S300 Carver-Hawkeye Arena  
Iowa City, Iowa 52242  
Phone: 319-335-9411

[hawkeyesports.com](http://hawkeyesports.com)

WBB Contact: Bailey Turner | Twitter: @Bailey\_Turner\_  
Cell: 515-230-7451 | Office: 319-467-4459  
Email: [bailey-turner@uiowa.edu](mailto:bailey-turner@uiowa.edu)

## HOW MANY TIMES A HAWKEYE PLAYER...

<b>Scored 20 or More Points</b>	
Caitlin Clark.....	25
Monika Czinano.....	11
Kate Martin.....	1
<b>Scored 15 or More Points</b>	
Caitlin Clark.....	26
Monika Czinano.....	19
McKenna Warnock.....	6
Kate Martin.....	1
Hannah Stuelke.....	1
<b>Grabbed 10 or More Rebounds</b>	
Caitlin Clark.....	8
Monika Czinano.....	3
McKenna Warnock.....	3
Hannah Stuelke.....	1
Kate Martin.....	1
Molly Davis.....	1
<b>Grabbed 7 or More Rebounds</b>	
Caitlin Clark.....	17
Monika Czinano.....	11
McKenna Warnock.....	10
Hannah Stuelke.....	5
Kate Martin.....	4
Molly Davis.....	1
<b>Dished Out 5 or More Assists</b>	
Caitlin Clark.....	24
Kate Martin.....	6
McKenna Warnock.....	1
Molly Davis.....	1
Monika Czinano.....	1
Gabbie Marshall.....	1
Sydney Affolter.....	1
<b>Recorded 3 or More Steals</b>	
Gabbie Marshall.....	7
Caitlin Clark.....	5
McKenna Warnock.....	3
Molly Davis.....	1
Sydney Affolter.....	1
Kate Martin.....	1
<b>Blocked 2 or More Shots</b>	
Caitlin Clark.....	3
Monika Czinano.....	3
Addison O'Grady.....	1
Molly Davis.....	1
Hannah Stuelke.....	1
McKenna Warnock.....	1
<b>Posted a Double-Double</b>	
Caitlin Clark.....	13
Monika Czinano.....	2
McKenna Warnock.....	2
Hannah Stuelke.....	1
Kate Martin.....	1
<b>Registered a Triple-Double</b>	
Caitlin Clark.....	3

## MARGIN OF VICTORY/DEFEAT

Points	1	2	3	4	5	6	7	8	9	10-14	15-19	20+
Wins	0	0	1	1	0	1	0	0	1	6	2	10
Losses	1	0	0	1	0	0	1	0	1	1	0	0

### THIS WEEK

The Hawkeyes are set to travel to No. 8 Maryland on Feb. 21. Tip-off in College Park is set for 7 p.m. (CT) inside the Xfinity Center. The game will broadcast on BTN and the Hawkeye Radio Network.

### WATCH/FOLLOW ALONG

- Tuesday's contest will air on BTN, Sirius XM channels 134/195 and on the Hawkeye Radio Network.
- Live stats are available on the women's basketball schedule page on [hawkeyesports.com](http://hawkeyesports.com).

### AUDIO COVERAGE

- Rob Brooks and Jamie Cavey Lang will call the action on the Hawkeye Radio Network. A link to the broadcast is available on the women's basketball schedule page on [hawkeyesports.com](http://hawkeyesports.com).
- Brooks is in his seventh year as the play-by-play announcer for the Iowa women's basketball team. He has been Iowa football's sideline reporter since 2004. Brooks has called seven different Iowa sports on radio or television.
- Lang is in her seventh year as Iowa's color commentator. She lettered at Iowa from 2002-05. Lang finished her Hawkeye career with 1,265 points and 506 rebounds. She was a two-time All-Big Ten selection.

### SCOUTING MARYLAND

- The Terps come into this game on a four game winning streak after beating Michigan State, 66-61 on Saturday.
- They are 5-3 against AP Top 25 teams this season.
- Maryland is averaging 78.5 points per game.
- The Terps have three players averaging over 14 points per game.
- Diamond Miller leads Maryland averaging 20.2 ppg, 6.5 prg, 2.8 apg, 2.0 spg, and 1.4 bpg.
- Brinae Alexander leads the Terps in 3FG shooting, knocking down 42% on 104 attempts this season.
- Maryland is 15th in the NET Rankings.

### THE SERIES

- This will be the 16th meeting between the two programs.
- The Terps lead the all-time series, 10-5.
- Iowa outpaced Maryland on their home floor, 96-82.

### LAST TIME OUT: NEBRASKA

- No. 7 Iowa dropped Nebraska, 80-60 on Saturday afternoon inside Pinnacle Bank Arena.
- NPOY candidate Caitlin Clark recorded her 14th game with +25 points, +5 rebounds, and +5 assists which leads the country.
- Iowa has won eight straight against Nebraska.
- Monika Czinano registered 20 points on 13 field goals and added five rebounds.
- Clark registered 30 points, eight assists, and five rebounds.
- Lisa Bluder has led the Hawkeyes to seven straight 20-win seasons.
- Bluder has at least 14 Big Ten wins in four out of the last five seasons.
- It was Clark's 30th career 30-point game and seventh against Nebraska.
- The seven straight 30 or more point games is the longest streak against an opponent in the last 20 years men's or women's basketball player.
- Clark and Czinano topped 20 points each in the same game for the 34th time. That is second most among D-I WBB teammates in the last 20 years. UT-Martin's Butler/Newsome had 41 from 2010-14.
- Clark has seven or more assists in 11 straight games.
- 11th Big Ten win by more than 10 points.
- 12 Hawkeyes saw action.
- Clark has netted a 3-point basket in 46 straight games. She has hit at least one 3-pointer in 87 career games.
- Clark is the only player in the nation with more than 720 points, 200 rebounds, 210 assists, and 40 steals this season.

## 2022-23 ROSTER

No.	Name	Yr.	Ht.	Pos.	Hometown (High School)
1	Molly Davis	Sr.	5-7	G	Midland Mich. (H.H. Dow)
2	Taylor McCabe	Fr.	5-9	G	Fremont, Neb. (Fremont)
3	Sydney Affolter	So.	5-11	G	Chicago, Ill. (Marist)
4	Kylie Feuerbach	Jr.	6-0	G	Sycamore, Ill. (Sycamore)
13	Shateah Wetering	RS So.	6-0	F	Montezuma, Iowa (Montezuma)
14	McKenna Warnock	Sr.	6-1	G/F	Madison, Wis. (Monona Grove)
20	Kate Martin	RS Sr.	6-0	G	Edwardsville, Ill. (Edwardsville)
22	Caitlin Clark	Jr.	6-0	G	West Des Moines, Iowa (Dowling Catholic)
23	Jada Gyamfi	Fr.	6-1	F	Johnston, Iowa (Johnston)
24	Gabbie Marshall	Sr.	5-9	G	Cincinnati, Ohio (Mount Notre Dame)
25	Monika Czinano	5th Yr.	6-3	F/C	Watertown, Minn. (Watertown-Mayer)
34	AJ Ediger	So.	6-2	F	Hudsonville, Mich. (Hamilton)
40	Sharon Goodman	RS So.	6-3	C	Lime Springs, Iowa (Crestwood)
44	Addison O'Grady	So.	6-4	F/C	Aurora, Colo. (Grandview)
45	Hannah Stuelke	Fr.	6-2	F	Cedar Rapids, Iowa (Washington)

**Head Coach:** Lisa Bluder (23rd year -- Northern Iowa, 1983)

**Associate Head Coach:** Jan Jensen (23rd year -- Drake, 1991)

**Assistant Coach:** Raina Harmon (6th year -- Central Michigan, 2004)

**Assistant Coach:** Abby (Emmert) Stamp (14th year -- Iowa, 2008)

**Director of Player Development:** Kathryn Reynolds (6th year -- Iowa, 2015)

**Special Assistant to the Head Coach:** Jenni Fitzgerald (23rd year -- Drake, 1990)





#### WHAT 2 WATCH 4

- Clark is second on the all-time scoring list with 2,400 career points.
- Czinano is third on the all-time scoring list with 2,244.
- Clark is second all-time on the 3-pointer list with 294.
- Bluder needs one Big Ten win this season to have the most in her career at Iowa in a single season.
- 11 of Iowa's Big Ten victories have come by more than 10 points.
- Clark has registered 13 double-doubles this year which is for 16th nationally. She has 39 in her career.
- Clark leads the country in games this season with 25 points, five boards, and five assists. (14)
- Clark is the only player in Big Ten women's basketball history to be Top-10 in both points and assists.
- Clark has registered double figures in 79 straight games which is a NCAA Division I best.

#### HIGHLY TOUTED HAWKS

- Iowa was tabbed as the fourth ranked team in the AP Preseason Poll and its first regular season poll.
- The Hawkeyes have been ranked in the AP Preseason Top 10 in consecutive seasons for the fifth time in school history and the first time during head coach Lisa Bluder's tenure.
- It is the team's highest preseason ranking since 1994 and marks the second highest in program history.
- This week was Iowa's 312th appearance in the AP Poll and the Hawkeyes rank 23rd for all-time appearances.

#### EVERYBODY WANTS TO SEE IOWA

- The nationally ranked Hawkeyes have been selected to appear on television 18 times during the regular season, including 14 conference games, most of any Big Ten school.
- For the first time in league history there will be two women's basketball games televised over the air on FOX, with both contests including the Hawkeyes.
- Iowa will appear on ESPN or ESPN2 a minimum of five times, most amongst Big Ten teams.

#### THE BEST DUO IN THE NATION

- Clark was named ESPN's Midseason National Player of the Year.
- Clark nabbed both Big Ten Preseason Player of the Year recognition for the first time in her career.
- Clark's preseason accolades: Big Ten Preseason Player of the Year, AP All-American (unanimous), Nancy Lieberman Preseason Watch List, The Athletic Player of the Year, All-Big Ten (unanimous), and Wooden Award Watch List.
- Czinano preseason accolades: Preseason All-Big Ten by the coaches and media, Lisa Leslie Center of the Year Preseason Watch List and Wooden Award Watch List.
- Czinano and Clark were named to the USBWA Ann Meyers Drysdale Player of the Year Watch List.
- Clark ranks top five nationally in 12 categories: FTs, triple doubles, assists, assists per game, FAs, points, PPG, 3-point attempts, 3-pointers, FGs, 3-pointers per game, and FGAs.
- Czinano is top 50 nationally in four categories: FG percentage, FGs, points, and PPG.

#### MAKING IT LOOK EASY IN THE PAINT

- Iowa has had a player lead the country in field goal percentage four of the last five seasons, with the fifth season Czinano ranking second nationally.
- In 2022, Czinano (1st), 2021, Czinano (1st), 2020, Czinano (2nd), 2019, Gustafson (1st), and 2018, Gustafson (1st).
- Czinano is fourth nationally this year at 66.9% from the field.

#### COURT OF DREAMS

- For the first time in program history Iowa will raise the curtains for a full capacity crowd at Carver-Hawkeye Arena the entire season.
- With the anticipation of the season, the ticket office has sold over 6,200 season tickets which is a program record.
- Iowa sold over 13,800 tickets to the in-state showdown against Iowa State. Largest viewing audience this season in the country.
- It's been a house of horrors for opponents. Iowa has dropped the second fewest games at home in the Big Ten conference in the last eight years.
- The Hawkeyes ranked fifth last season in overall attendance.
- When Iowa hosted Michigan for a share of the Big Ten regular season title, it ranked second in the country for the most attended game in the 2021-22 season.

#### (HAWK)EYES ON THIS SEASON

- Iowa has defeated 17 opponents by double figures this year.
- Caitlin Clark is the only player in the country averaging more than 26 ppg, 7.0 rpg, and 7.0 apg. Since 2009, Clark has averaged more than 25 ppg, 5 apg, and 5 rpg in all three seasons as Hawkeye, only one other player has accomplished that feat. (Anastasia Hayes, Middle Tennessee)
- Caitlin Clark tied Elena Delle Donne for the fastest NCAA Division I women's basketball player to score 2,000 career points in her 75th career game.
- Clark was the first Iowa men's or women's basketball player to eclipse more than 2,000 points, 550 assists, 520 rebounds, 110 steals, and 40 blocks in a career.
- Clark's points and assists equal to 51% of Iowa's offensive output.
- Clark passed Oregon's Sabrina Ionescu for most career games with 25+ points, 5+ rebounds, and 5+ assists. (35)
- The Hawkeyes advanced to the Phil Knight Legacy Championship after defeating Oregon State in Portland, Ore.
- Kate Martin set a career-high with 20 points, shooting 7-of-10 from the field and was a perfect 6-for-6 from behind the arc. When she went 6-of-6 from 3-point range it broke a school record for best 3FG% (5 min).
- Against Northwestern, Clark tied her own record for second, twice with six assists in both the third and fourth quarter.
- In the first quarter against Penn State, Iowa set a school record for most assists in a period with 13.
- Iowa picked up its best road win in program history over No. 2 Ohio State in front of a sellout crowd in Columbus.

### NATIONAL STATISTICAL RANKINGS (TEAM)

STATISTIC	NATIONAL	BIG TEN	VALUE
Field Goal Percentage	1	1	51.4
Scoring Offense	1	1	88.6
Assists Per Game	2	1	21.3
Assist/Turnover Ratio	4	1	1.51
Defensive Rebounds Per Game	5	1	31.3
Free Throws Made Per Game	9	1	16
Scoring Margin	9	2	18.3
Three Pointers Per Game	15	1	8.5
Three Point Percentage	16	2	36.9
Free Throw Attempts Per Game	23	1	21.27
Rebound Margin	24	1	7.4
Winning Percentage	29	3	80.8
Rebounds Per Game	49	3	40.15
Three Point Attempts Per Game	58	3	23.1
Free Throw Percentage	60	7	75.2
Turnovers Per Game	65	5	14.1
Fouls Per Game	73	1	15.2
Three Point Percentage Defense	78	3	29



### NATIONAL STATISTICAL RANKINGS (INDIVIDUAL)

STATISTIC	PLAYER	NATIONAL	BIG TEN	VALUE
Assists	Caitlin Clark	1	1	216
Assists Per Game	Caitlin Clark	1	1	8.3
Triple Doubles	Caitlin Clark	1	1	3
Free Throws	Caitlin Clark	2	1	173
Points	Caitlin Clark	2	1	708
Points Per Game	Caitlin Clark	2	1	27.2
Three Point Attempts	Caitlin Clark	2	1	220
Free Throw Attempts	Caitlin Clark	3	1	207
Field Goal Percentage	Monika Czinano	4	2	66.9
Three Pointers	Caitlin Clark	4	2	83
Field Goal Attempts	Caitlin Clark	5	1	481
Field Goals	Caitlin Clark	5	2	226
Three Pointers Per Game	Caitlin Clark	5	1	3.19
Field Goals	Monika Czinano	15	3	192
Double Doubles	Caitlin Clark	19	1	13
Defensive Rebounds Per Game	Caitlin Clark	26	1	7.1
Assist/Turnover Ratio	Kate Martin	27	5	2.36
Points	Monika Czinano	46	7	461
Points Per Game	Monika Czinano	47	6	17.7
Assist/Turnover Ratio	Caitlin Clark	54	7	2.08
Free Throw Percentage	Caitlin Clark	80	8	83.6
Three Point Percentage	Caitlin Clark	81	5	37.7

### NCAA RECORDS (BY ROUND)

ROUND	RECORD	LAST APPEARANCE
First Round	13-7	vs. Illinois State (March 18, 2022), W, 98-58
Second Round	8-13	vs. Creighton (March 20, 2022) L, 62-64
Sweet 16	4-4	vs. UConn (March 27, 2021), L, 72-92
Elite Eight	1-3	vs. Baylor (April 1, 2019), L, 53-85
Final Four	0-1	vs. Ohio State (April 3, 1993), L(OT), 72-73

28 NCAA Tournament Appearances  
8 Sweet Sixteens  
4 Elite Eights  
1993 Final Four

### HAWKEYE NCAA TOURNAMENT RECORDS

#### INDIVIDUAL

Points	35, Caitlin Clark vs. Kentucky, 2021
Field Goals Made	13, Caitlin Clark vs. Kentucky, 2021
	13, Michelle Edwards vs. S.F. Austin, 1988
Field Goal Attempts	22, Michelle Edwards vs. S.F. Austin, 1988
3-Point Field Goals Made	6, Caitlin Clark vs. Kentucky, 2021
3-Point Field Goal Attempts	13, Arnedo Yarbrough vs. Mount St. Mary's, 1994
Free Throws Made	11, Kachine Alexander vs. Georgia Tech, 2009
Free Throw Attempts	14, Kachine Alexander vs. Georgia Tech, 2009
Rebounds	19, Megan Gustafson vs. Missouri, 2019
Assists	14, Samantha Logic vs. Baylor, 2015
Blocks	5, Bethany Doolittle vs. Baylor, 2015
	5, Tangelia Smith vs. Butler, 1996
Steals	7, Laurie Aaron vs. Old Dominion, 1993

#### TEAM

Points	98 vs. Illinois State, 2022
Field Goals Made	35, vs. Kentucky, 2021
Field Goal Attempts	75 vs. Alabama, 1994
Field Goal Percent	61.8% vs. Tennessee Tech (34-of-55), 1989
3-Point Field Goals Made	13 vs. Gonzaga, 2011
3-Point Field Goal Attempts	29 vs. Gonzaga, 2011
Free Throws Made	28 vs. Tennessee, 1993
Free Throw Attempts	34 vs. Tennessee, 1993
Free Throw Percent	95.2% vs. Illinois State (20-of-21), 2022
Rebounds	48 vs. Southern California, 1988
Assists	25 vs. Illinois State, 2022
Blocks	8 vs. Virginia Tech, 2004
Steals	18 vs. S.F. Austin, 1988





## 2022-23 BIG TEN STANDINGS

Team	Big Ten	Pct.	Overall	Pct.
Indiana	15-1	.938	25-1	.962
<b>Iowa</b>	<b>14-2</b>	<b>.875</b>	<b>22-5</b>	<b>.815</b>
Maryland	13-3	.812	22-5	.815
Ohio St.	11-5	.688	22-5	.815
Michigan	10-5	.667	20-6	.769
Illinois	9-6	.600	19-7	.731
Purdue	8-6	.571	17-7	.708
Nebraska	6-10	.375	14-13	.519
Michigan State	5-10	.300	13-13	.500
Rutgers	5-10	.333	11-16	.407
Penn State	4-11	.267	13-13	.500
Wisconsin	3-12	.200	8-19	.296
Minnesota	3-13	.188	10-17	.370
Northwestern	2-14	.125	9-18	.333

## NATIONAL RANKINGS

### Associated Press Poll - Feb. 13, 2023

1. South Carolina
2. Indiana
3. Stanford
4. Utah
5. LSU
6. UConn
7. Iowa
8. Maryland
9. Duke
10. Notre Dame
11. Virginia Tech
12. Michigan
13. Ohio State
14. Villanova
15. Oklahoma
16. UCLA
17. Texas
18. Arizona
19. North Carolina
20. Gonzaga
21. Colorado
22. Iowa St.
23. UNLV
24. Florida St.
25. USC

### USA Today Coaches Poll - Feb. 14, 2023

1. South Carolina
2. Indiana
3. Stanford
4. LSU
5. Utah
6. UConn
7. Iowa
8. Maryland
9. Virginia Tech
10. Notre Dame
11. Duke
12. Oklahoma
13. Michigan
14. Ohio St.
15. Villanova
16. UCLA
17. North Carolina
18. Arizona
19. Gonzaga
20. Iowa St.
21. Colorado
22. Texas
23. South Florida
24. NC State
25. UNLV/FGCU

### TRIPLE-DOUBLE THREAT

- Caitlin Clark's nine career triple-doubles passed former Hawkeye Sam Logic's Big Ten record (2011-15) for most in their career and ties fifth most in a single season a year ago (5).
- Clark added to her Big Ten Conference record with her ninth career triple-double, ties for second-most in NCAA women's basketball history, on Feb. 5 in the Hawkeyes' win at Penn State.
- Clark, who joined Marquette men's basketball All-American Dwyane Wade as the only NCAA Division I players since 1999-2000 with a triple-double against an AP top-2 opponent (Wade did it vs. No. 1 Kentucky in the 2003 NCAA Tournament), finished with 28 points, 10 rebounds and a season-high 15 assists, the latter total tying for the third-most assists ever in a conference game.
- Of Clark's nine career triple-doubles, four have featured 25-point outings, the most in NCAA Division I history.
- Clark's stretch of this season of four consecutive 20-point/10-assist games is the most by a Division I player in the past 20 seasons. (Jan. 11-23, 2023)
- Her career (9) triple-doubles is the most by a male or female in Big Ten history.
- Clark joined the likes of Russell Westbrook, James Harden, LeBron James, and Nikola Jokic to record 100+ points, 50+ assists, and 25+ rebounds over a 4-game span in the NBA, WNBA, or NCAA DI MBB/WBB in the last 15 years.

### COACH BLUDER'S CONSISTENCY

- Lisa Bluder ranks fourth among Division I active coaches with 841 career wins.
- She is the all-time leader for Big Ten regular season conference wins with 245.
- Her 841 victories rank first among Big Ten active coaches.
- The Hawkeyes have made postseason tournament appearances in 20 of head coach Lisa Bluder's 22 seasons at Iowa, receiving 16 NCAA Tournament and four WNIT (2003, 2005, 2016, 2017) bids, including three Sweet 16 appearances – most recently in 2021.
- Iowa has made 14 consecutive postseason appearances (12 NCAA, 2 WNIT) when a postseason tournament was held. The 2020 postseason was canceled due to the COVID-19 pandemic.
- The Hawkeyes have been ranked in the AP Preseason Top 10 in consecutive seasons for the fifth time in school history and the first time during head coach Lisa Bluder's tenure.
- Iowa has won 14 Big Ten regular season games in four out of the last five years.

### THE RETURNING BIG CHAMPS, X2

- Iowa clinched a share of the Big Ten Regular Season title on Feb. 27, 2022 – Ohio State shares the regular season title.
- The Hawkeyes followed up the regular season title with the Big Ten Tournament title with a win over Indiana on March 6 – the first time in program history that the Hawkeyes won both in the same season.
- The Hawkeyes' have tallied 14 Big Ten Championships (10 regular, 4 tournament) in program history, winning their first regular-season title since 2008 and the second tournament title in four years (2019, 2022).

### BIG HONORS FOR BIG STARS

- Caitlin Clark was named Big Ten Player of the Year (coaches and media) and was named the Big Ten Tournament MVP last season.
- Clark also earned unanimous first team All-Big Ten honors (coaches & media) – her second first team honors – and was selected to the All-Big Ten Tournament team.
- Monika Czinano earned first team All-Big Ten accolades (coaches and the media) – her third Big Ten honors – and was selected to the All-Big Ten Tournament team.
- McKenna Warnock earned second team All-Big Ten Honors by the media and was honorable mention from the coaches – her first Big Ten postseason honors.

### BEST PLAYER IN THE NATION A SEASON AGO? WE THINK SO

- Caitlin Clark led the nation in total points (863), assists per game (8.0), points per game (27.0), free throws made (200), triple doubles (5) and 30-point games (11), while ranking second in total assists (257), third in field goals made (286), fourth in free throw attempts (227), 12th in 3-pointers made (91), 14th in 3-pointers per game (2.84), 18th in free-throw percentage (.881) and double-doubles (17) and 19th in defensive rebounds per game (7.6).
- She was named the Nancy Lieberman Point Guard of the Year and the Dawn Staley Guard of the Year, the Hoops Hall of Fame and the Phoenix Club of Philadelphia announced, respectively, on April 1, 2022.
- Finished Iowa's win over No. 10/6 Indiana (Feb. 21, 2022) with 29 points, eight rebounds, and eight assists, and has now recorded 15+ points and 5+ assists in 19 straight games, tying the second-longest streak of any Division I player with Ja Morant (19) and behind Trae Young (22).
- Fastest Division I player (men's or women's) to reach 1,500 career points over the last 20 seasons after becoming the fastest Big Ten women's basketball athlete and the eighth fastest NCAA athlete to the 1,000-point mile marker (40 games becoming the second NCAA athlete in the last 25 years, tallying 1,000 points in 40 games or less.)
- Broke Iowa's single-game assist record (18) against Penn State (Jan. 25, 2022) and tied the Big Ten Record for most assists against a Big Ten opponent (regular or postseason).
- Clark joined the likes of Kobe Bryant, LeBron James, Russell Westbrook, James Hardin, Luka Dončić and Giannis Antetokounmpo as the only NBA, WNBA, Division I men's and women's basketball to record back-to-back 30-point triple doubles since 2000.
- Clark is one of 10 women's basketball players (15 times) to register back-to-back triple doubles in their careers – the only to do so with 30-plus points in the pair. Clark registered 35 points, 13 rebounds and 11 assists at Minnesota (Jan. 20, 2022) and 31 points, 10 rebounds and 10 assists against Nebraska (Jan. 16, 2022).
- Holds four women's basketball arena records – Iowa's Carver-Hawkeye Arena (44), Nebraska's Pinnacle Bank Arena (39) and Michigan's Crisler Center (46), Kansas State's Bramlage Coliseum (18 FTs attempted).
- She was named a John R. Wooden Award All-American, Naismith All-American, first team AP All-American, USBWA All-American and WBCA All-American.
- The Des Moines, Iowa, native is the first Big Ten women's basketball player to register consecutive triple-doubles and five triple doubles in one season.







## RADIO/TV ROSTER



**#1**  
**Molly Davis**  
Senior  
Guard



**#2**  
**Taylor McCabe**  
Freshman  
Guard



**#3**  
**Sydney Affolter**  
Sophomore  
Guard



**#4**  
**Kylie Feuerbach**  
Junior  
Guard



**#13**  
**Shateah Wetering**  
RS-Sophomore  
Forward



**#14**  
**McKenna Warnock**  
Senior  
Guard/Forward



**#20**  
**Kate Martin**  
RS-Senior  
Guard



**#22**  
**Caitlin Clark**  
Junior  
Guard



**#23**  
**Jada Gyamfi**  
Freshman  
Forward



**#24**  
**Gabbie Marshall**  
Senior  
Guard



**#25**  
**Monika Czinano**  
Fifth-Year  
Forward/Center



**#34**  
**AJ Ediger**  
Sophomore  
Forward



**#40**  
**Sharon Goodman**  
RS-Sophomore  
Center



**#44**  
**Addison O'Grady**  
Sophomore  
Forward/Center



**#45**  
**Hannah Stuelke**  
Freshman  
Forward



**Lisa Bluder**  
Head Coach



**Jan Jensen**  
Associate  
Head Coach



**Raina Harmon**  
Assistant Coach



**Abby Stamp**  
Assistant Coach



**Jenni Fitzgerald**  
Special Assistant to  
the Head Coach



**Kathryn Reynolds**  
Director of  
Player Development



**Hannah Bluder**  
Director of  
Basketball Operations



# IOWA BASKETBALL

@IOWAWBB

## Combined Statistics

### Game Records

Record	Overall	Home	Away	Neutral
ALL GAMES	22-5	14-1	7-3	1-1
CONFERENCE	14-2	8-0	6-2	0-0
NON-CONFERENCE	8-3	6-1	1-1	1-1

### Score by Periods

Team	1st	2nd	3rd	4th	OT	TOT
Iowa	575	616	596	573	24	2384
Opponents	441	434	495	503	15	1888

### Team Box Score

Team Box Score																							
No.	Player				Total		3-Point		F-Throw		Rebounds												
		GP-GS	MIN	AVG	FG-FGA	FG%	3FG-3FGA	3FG%	FT-FTA	FT%	OFF	DEF	TOT	AVG	PF	DQ	A	TO	BLK	STL	PTS	AVG	
22	CLARK, Caitlin	27-27	909:11	33.7	236-502	.470	87-230	.378	179-214	.836	12	190	202	7.5	50	1	224	107	15	44	738	27.3	
25	CZINANO, Monika	27-27	742:17	27.5	202-300	.673	0-1	.000	77-99	.778	39	132	171	6.3	69	3	43	57	10	18	481	17.8	
14	WARNOCK, McKenna	25-25	708:04	28.3	97-187	.519	43-99	.434	42-53	.792	29	116	145	5.8	56	1	52	44	9	26	279	11.2	
45	STUELKE, Hannah	27-0	364:11	13.5	84-135	.622	1-6	.167	35-74	.473	36	81	117	4.3	44	0	17	31	4	13	204	7.6	
20	MARTIN, Kate	27-27	735:47	27.3	67-142	.472	31-75	.413	23-28	.821	20	94	114	4.2	50	1	91	38	10	23	188	7.0	
1	DAVIS, Molly	27-2	542:51	20.1	40-87	.460	16-46	.348	28-33	.848	10	38	48	1.8	42	0	55	34	7	19	124	4.6	
24	MARSHALL, Gabbie	27-27	732:52	27.1	44-132	.333	26-89	.292	7-14	.500	7	40	47	1.7	36	0	40	20	2	41	121	4.5	
2	MCCABE, Taylor	14-0	120:23	8.6	20-46	.435	19-42	.452	0-0	.000	1	8	9	0.6	7	0	5	5	0	4	59	4.2	
3	AFFOLTER, Sydney	26-0	280:19	10.8	27-53	.509	4-18	.222	17-20	.850	19	48	67	2.6	24	0	28	15	5	9	75	2.9	
44	O'GRADY, Addison	22-0	123:46	5.6	20-33	.606	1-1	1.000	4-8	.500	10	19	29	1.3	11	0	5	7	4	1	45	2.0	
34	EDIGER, AJ	15-0	51:29	3.4	12-20	.600	0-0	.000	5-7	.714	8	9	17	1.1	5	0	4	0	0	1	29	1.9	
40	GOODMAN, Sharon	11-0	39:07	3.6	9-20	.450	0-0	.000	2-2	1.000	1	5	6	0.5	3	0	1	4	2	2	20	1.8	
13	WETERING, Shateah	12-0	76:53	6.4	5-18	.278	3-10	.300	2-6	.333	4	7	11	0.9	6	0	7	8	1	3	15	1.3	
23	GYAMFI, Jada	6-0	22:49	3.8	2-6	.333	1-4	.250	1-2	.500	2	5	7	1.2	1	0	4	3	0	1	6	1.0	
Team											38	49	87					9					
Total		27	5450		865-1681	.515	232-621	.374	422-560	.754	236	841	1077	39.9	404	6	576	382	69	205	2384	88.3	
Opponents		27	5450		686-1733	.396	181-633	.286	335-461	.727	255	634	889	32.9	515	12	356	398	76	222	1888	69.9	

### Team Statistics

	IOWA	OPP
<b>Scoring</b>	<b>2384</b>	<b>1888</b>
Points per game	88.3	69.9
Scoring margin	+18.4	-
<b>Field goals-att</b>	<b>865-1681</b>	<b>686-1733</b>
Field goal pct	.515	.396
<b>3 point fg-att</b>	<b>232-621</b>	<b>181-633</b>
3-point FG pct	.374	.286
3-pt FG made per game	8.6	6.7
<b>Free throws-att</b>	<b>422-560</b>	<b>335-461</b>
Free throw pct	.754	.727
F-Throws made per game	15.6	12.4
<b>Rebounds</b>	<b>1077</b>	<b>889</b>
Rebounds per game	39.9	32.9
Rebounding margin	+7.0	-
<b>Assists</b>	<b>576</b>	<b>356</b>
Assists per game	21.3	13.2
<b>Turnovers</b>	<b>382</b>	<b>398</b>
Turnovers per game	14.1	14.7
Turnover margin	+0.6	-
Assist/turnover ratio	1.5	0.9
<b>Steals</b>	<b>205</b>	<b>222</b>
Steals per game	7.6	8.2
<b>Blocks</b>	<b>69</b>	<b>76</b>
Blocks per game	2.6	2.8
<b>Winning streak</b>	<b>3</b>	<b>-</b>
Home win streak	11	-
<b>Attendance</b>	<b>156749</b>	<b>76976</b>
Home games-Avg/Game	15-10450	10-7698
Neutral site-Avg/Game	-	2-4734

### Team Results

Date	Opponent		Score	Att.
11/07/2022	Southern U.	W	87-34	7417
11/10/2022	Evansville	W	115-62	7675
11/13/2022	at Drake	Wot	92-86	6424
11/17/2022	at Kansas St.	L	83-84	5215
11/20/2022	Belmont	W	73-62	8227
11/25/2022	vs Oregon St.	W	73-59	2299
11/27/2022	vs UConn	L	79-86	7168
12/01/2022	NC State	L	81-94	8250
12/04/2022	at Wisconsin	W	102-71	3926
12/07/2022	Iowa St.	W	70-57	13802
12/10/2022	Minnesota	W	87-64	8946
12/18/2022	UNI	W	88-74	13394
12/21/2022	Dartmouth	W	92-54	8100
12/29/2022	Purdue	W	83-68	11942
01/01/2023	at Illinois	L	86-90	4803
01/07/2023	at Michigan	W	94-85	10731
01/11/2023	Northwestern	W	93-64	8384
01/14/2023	Penn St.	W	108-67	12436
01/18/2023	at Michigan St.	Wot	84-81	3359
01/23/2023	at Ohio St.	W	83-72	9955
01/28/2023	Nebraska	W	80-76	13843
02/02/2023	Maryland	W	96-82	10671
02/05/2023	at Penn St.	W	95-51	5228
02/09/2023	at Indiana	L	78-87	13046
02/12/2023	Rutgers	W	111-57	13150
02/15/2023	Wisconsin	W	91-61	10512
02/18/2023	at Nebraska	W	80-60	14289





# IOWA BASKETBALL

@IOWAWBB

## Big Ten Statistics

### Game Records

Record	Overall	Home	Away	Neutral
ALL GAMES	14-2	8-0	6-2	0-0
CONFERENCE	14-2	8-0	6-2	0-0
NON-CONFERENCE	0-0	0-0	0-0	0-0

### Score by Periods

Team	1st	2nd	3rd	4th	OT	TOT
Iowa	360	371	363	343	14	1451
Opponents	266	256	308	295	11	1136

### Team Box Score

No. Player					Total		3-Point		F-Throw		Rebounds													
		GP-GS	MIN	AVG	FG-FGA	FG%	3FG-3FGA	3FG%	FT-FTA	FT%	OFF	DEF	TOT	AVG	PF	DQ	A	TO	BLK	STL	PTS	AVG		
22	CLARK, Caitlin	16-16	542:19	33.9	142-297	.478	57-140	.407	100-119	.840	10	112	122	7.6	29	1	151	72	11	24	441	27.6		
25	CZINANO, Monika	16-16	414:38	25.9	129-179	.721	0-0	.000	37-45	.822	19	74	93	5.8	46	3	28	37	8	11	295	18.4		
14	WARNOCK, McKenna	14-14	384:19	27.5	56-98	.571	23-46	.500	22-30	.733	21	62	83	5.9	25	0	30	31	6	11	157	11.2		
45	STUELKE, Hannah	16-0	245:36	15.4	60-91	.659	0-0	.000	27-58	.466	26	56	82	5.1	26	0	9	16	3	9	147	9.2		
20	MARTIN, Kate	16-16	432:02	27.0	38-83	.458	16-48	.333	18-20	.900	11	62	73	4.6	28	0	56	26	8	14	110	6.9		
1	DAVIS, Molly	16-2	335:09	20.9	23-53	.434	9-29	.310	21-24	.875	5	22	27	1.7	33	0	31	16	4	9	76	4.8		
2	MCCABE, Taylor	9-0	70:10	7.8	13-28	.464	12-26	.462	0-0	.000	0	4	4	0.4	3	0	1	2	0	4	38	4.2		
24	MARSHALL, Gabbie	16-16	428:14	26.8	23-67	.343	16-47	.340	5-10	.500	6	22	28	1.8	21	0	29	15	0	22	67	4.2		
3	AFFOLTER, Sydney	16-0	192:08	12.0	23-39	.590	4-12	.333	7-9	.778	15	33	48	3.0	12	0	21	10	3	6	57	3.6		
40	GOODMAN, Sharon	8-0	25:33	3.2	7-13	.538	0-0	.000	1-1	1.000	1	3	4	0.5	1	0	1	1	2	1	15	1.9		
44	O'GRADY, Addison	11-0	48:43	4.4	9-13	.692	0-0	.000	2-2	1.000	0	8	8	0.7	7	0	2	4	1	0	20	1.8		
13	WETERING, Shateah	9-0	53:45	6.0	4-13	.308	2-6	.333	1-4	.250	2	4	6	0.7	4	0	4	6	0	0	11	1.2		
34	EDIGER, AJ	12-0	32:29	2.7	6-11	.545	0-0	.000	1-2	.500	4	5	9	0.8	1	0	2	0	0	1	13	1.1		
23	GYAMFI, Jada	5-0	19:56	4.0	1-4	.250	1-3	.333	1-2	.500	1	2	3	0.6	1	0	3	2	0	1	4	0.8		
Team											25	27	52					6						
Total		16	3225		534-989	.540	140-357	.392	243-326	.745	146	496	642	40.1	237	4	368	244	46	113	1451	90.7		
Opponents		16	3225		410-1044	.393	98-364	.269	218-285	.765	161	343	504	31.5	297	7	212	227	39	140	1136	71.0		

### Team Statistics

	IOWA	OPP
<b>Scoring</b>	<b>1451</b>	<b>1136</b>
Points per game	90.7	71.0
Scoring margin	+19.7	-
<b>Field goals-att</b>	<b>534-989</b>	<b>410-1044</b>
Field goal pct	.540	.393
<b>3 point fg-att</b>	<b>140-357</b>	<b>98-364</b>
3-point FG pct	.392	.269
3-pt FG made per game	8.8	6.1
<b>Free throws-att</b>	<b>243-326</b>	<b>218-285</b>
Free throw pct	.745	.765
F-Throws made per game	15.2	13.6
<b>Rebounds</b>	<b>642</b>	<b>504</b>
Rebounds per game	40.1	31.5
Rebounding margin	+8.6	-
<b>Assists</b>	<b>368</b>	<b>212</b>
Assists per game	23.0	13.3
<b>Turnovers</b>	<b>244</b>	<b>227</b>
Turnovers per game	15.3	14.2
Turnover margin	-1.1	-
Assist/turnover ratio	1.5	0.9
<b>Steals</b>	<b>113</b>	<b>140</b>
Steals per game	7.1	8.8
<b>Blocks</b>	<b>46</b>	<b>39</b>
Blocks per game	2.9	2.4
<b>Winning streak</b>	<b>3</b>	<b>-</b>
Home win streak	8	-
<b>Attendance</b>	<b>89884</b>	<b>65337</b>
Home games-Avg/Game	8-11236	8-8167
Neutral site-Avg/Game	-	0-0

### Team Results

Date	Opponent		Score	Att.
12/04/2022	at Wisconsin	W	102-71	3926
12/10/2022	Minnesota	W	87-64	8946
12/29/2022	Purdue	W	83-68	11942
01/01/2023	at Illinois	L	86-90	4803
01/07/2023	at Michigan	W	94-85	10731
01/11/2023	Northwestern	W	93-64	8384
01/14/2023	Penn St.	W	108-67	12436
01/18/2023	at Michigan St.	Wot	84-81	3359
01/23/2023	at Ohio St.	W	83-72	9955
01/28/2023	Nebraska	W	80-76	13843
02/02/2023	Maryland	W	96-82	10671
02/05/2023	at Penn St.	W	95-51	5228
02/09/2023	at Indiana	L	78-87	13046
02/12/2023	Rutgers	W	111-57	13150
02/15/2023	Wisconsin	W	91-61	10512
02/18/2023	at Nebraska	W	80-60	14289





# IOWA BASKETBALL

@IOWAWBB

## Game-by-Game Stats

				Total		3-Pointers		Free throws		Rebounds											
Opponent	Date	Score		FG-FGA	PCT	3FG-3FGA	PCT	FT-FTA	PCT	OFF	DEF	TOT	AVG	PF	A	TO	BLK	STL	PTS	AVG	
Southern U.	11/07/2022	87-34	W	30-58	.517	11-36	.306	16-19	.842	7	44	51	51.0	13	18	19	3	7	87	87.0	
Evansville	11/10/2022	115-62	W	43-67	.642	8-16	.500	21-32	.656	14	37	51	51.0	19	27	16	4	11	115	101.0	
at Drake	11/13/2022	92-86	Wot	33-79	.418	9-27	.333	17-30	.567	14	29	43	48.3	19	21	11	1	11	92	98.0	
at Kansas St.	11/17/2022	83-84	L	27-55	.491	6-20	.300	23-28	.821	4	32	36	45.3	20	19	13	0	6	83	94.3	
Belmont	11/20/2022	73-62	W	24-57	.421	7-24	.292	18-23	.783	10	32	42	44.6	9	11	6	1	4	73	90.0	
vs Oregon St.	11/25/2022	73-59	W	31-64	.484	6-19	.316	5-6	.833	5	30	35	43.0	14	18	9	5	6	73	87.2	
vs UConn	11/27/2022	79-86	L	28-67	.418	13-36	.361	10-13	.769	6	22	28	40.9	10	15	11	1	9	79	86.0	
NC State	12/01/2022	81-94	L	27-59	.458	8-26	.308	19-24	.792	7	23	30	39.5	17	10	16	1	9	81	85.4	
at Wisconsin	12/04/2022	102-71	W	39-62	.629	12-23	.522	12-16	.750	10	25	35	39.0	19	24	16	3	9	102	87.2	
Iowa St.	12/07/2022	70-57	W	26-61	.426	9-20	.450	9-10	.900	8	32	40	39.1	17	18	10	3	7	70	85.5	
Minnesota	12/10/2022	87-64	W	33-72	.458	5-22	.227	16-24	.667	12	37	49	40.0	19	24	14	2	10	87	85.6	
UNI	12/18/2022	88-74	W	27-62	.435	6-22	.273	28-31	.903	7	28	35	39.6	14	21	11	1	13	88	85.8	
Dartmouth	12/21/2022	92-54	W	35-63	.556	9-18	.500	13-18	.722	8	36	44	39.9	15	30	16	3	9	92	86.3	
Purdue	12/29/2022	83-68	W	28-59	.475	11-27	.407	16-27	.593	11	37	48	40.5	13	15	15	3	6	83	86.1	
at Illinois	01/01/2023	86-90	L	30-64	.469	12-23	.522	14-18	.778	9	21	30	39.8	17	19	14	1	5	86	86.1	
at Michigan	01/07/2023	94-85	W	34-57	.596	9-20	.450	17-18	.944	7	21	28	39.1	13	18	17	2	6	94	86.6	
Northwestern	01/11/2023	93-64	W	35-59	.593	8-19	.421	15-20	.750	10	31	41	39.2	11	27	14	7	5	93	86.9	
Penn St.	01/14/2023	108-67	W	36-66	.545	10-26	.385	26-34	.765	13	31	44	39.4	18	26	11	1	10	108	88.1	
at Michigan St.	01/18/2023	84-81	Wot	28-56	.500	6-22	.273	22-27	.815	6	35	41	39.5	16	22	20	4	6	84	87.9	
at Ohio St.	01/23/2023	83-72	W	31-65	.477	8-27	.296	13-14	.929	13	38	51	40.1	16	24	17	4	3	83	87.7	
Nebraska	01/28/2023	80-76	W	27-64	.422	8-22	.364	18-22	.818	13	30	43	40.2	12	18	15	2	7	80	87.3	
Maryland	02/02/2023	96-82	W	37-60	.617	7-21	.333	15-23	.652	4	29	33	39.9	17	27	19	3	10	96	87.7	
at Penn St.	02/05/2023	95-51	W	39-66	.591	7-19	.368	10-14	.714	8	43	51	40.4	12	28	13	4	7	95	88.0	
at Indiana	02/09/2023	78-87	L	30-62	.484	6-23	.261	12-23	.522	9	29	38	40.3	24	17	18	4	4	78	87.6	
Rutgers	02/12/2023	111-57	W	39-62	.629	12-22	.545	21-25	.840	11	33	44	40.4	10	29	12	2	9	111	88.5	
Wisconsin	02/15/2023	91-61	W	36-56	.643	9-21	.429	10-14	.714	5	28	33	40.2	12	27	14	3	8	91	88.6	
at Nebraska	02/18/2023	80-60	W	32-59	.542	10-20	.500	6-7	.857	5	28	33	39.9	8	23	15	1	8	80	88.3	
Total		2384		865-1681	.515	232-621	.374	422-560	.754	236	841	1077	39.9	404	576	382	69	205	2384	88.3	
Opponents		1888		686-1733	.396	181-633	.286	335-461	.727	255	634	889	32.9	515	356	398	76	222	1888	69.9	

## Iowa Averages

Games Played	Points/game	FG Pct	3FG Pct	FT Pct	Rebounds/game	Assists/game	Turnovers/game	Assist/Turnover ratio	Steals/game	Blocks/game
27	88.3	51.5	37.4	75.4	39.9	21.3	14.1	1.5	7.6	2.6





# IOWA BASKETBALL

@IOWAWBB

## Game-by-Game Results & Leaders

### Game Records

Record	Overall	Home	Away	Neutral
ALL GAMES	22-5	14-1	7-3	1-1
CONFERENCE	14-2	8-0	6-2	0-0
NON-CONFERENCE	8-3	6-1	1-1	1-1

### Team Results

Date	Opponent		Score	Att.	High Points	High Rebounds
11/07/2022	Southern U.	W	87-34	7417	(20) CLARK, Caitlin	(9) CLARK, Caitlin
11/10/2022	Evansville	W	115-62	7675	(26) CLARK, Caitlin	(8) WARNOCK, McKenna
						(8) STUELKE, Hannah
11/13/2022	at Drake	Wot	92-86	6424	(36) CZINANO, Monika	(11) CZINANO, Monika
11/17/2022	at Kansas St.	L	83-84	5215	(27) CLARK, Caitlin	(10) CLARK, Caitlin
11/20/2022	Belmont	W	73-62	8227	(33) CLARK, Caitlin	(10) CZINANO, Monika
11/25/2022	vs Oregon St.	W	73-59	2299	(28) CLARK, Caitlin	(9) CLARK, Caitlin
11/27/2022	vs UConn	L	79-86	7168	(25) CLARK, Caitlin	(7) CZINANO, Monika
						(7) CLARK, Caitlin
12/01/2022	NC State	L	81-94	8250	(45) CLARK, Caitlin	(9) CZINANO, Monika
12/04/2022	at Wisconsin	W	102-71	3926	(22) CLARK, Caitlin	(10) CLARK, Caitlin
12/07/2022	Iowa St.	W	70-57	13802	(19) CLARK, Caitlin	(10) CZINANO, Monika
12/10/2022	Minnesota	W	87-64	8946	(32) CLARK, Caitlin	(10) WARNOCK, McKenna
						(10) CLARK, Caitlin
12/18/2022	UNI	W	88-74	13394	(26) CLARK, Caitlin	(8) CLARK, Caitlin
12/21/2022	Dartmouth	W	92-54	8100	(20) CZINANO, Monika	(10) CLARK, Caitlin
					(20) CLARK, Caitlin	
12/29/2022	Purdue	W	83-68	11942	(24) CLARK, Caitlin	(10) STUELKE, Hannah
01/01/2023	at Illinois	L	86-90	4803	(32) CLARK, Caitlin	(6) CZINANO, Monika
						(6) WARNOCK, McKenna
01/07/2023	at Michigan	W	94-85	10731	(28) CLARK, Caitlin	(8) CLARK, Caitlin
01/11/2023	Northwestern	W	93-64	8384	(20) CLARK, Caitlin	(9) CLARK, Caitlin
						(9) STUELKE, Hannah
01/14/2023	Penn St.	W	108-67	12436	(27) CLARK, Caitlin	(10) WARNOCK, McKenna
01/18/2023	at Michigan St.	Wot	84-81	3359	(26) CLARK, Caitlin	(9) CLARK, Caitlin
						(9) STUELKE, Hannah
01/23/2023	at Ohio St.	W	83-72	9955	(28) CLARK, Caitlin	(13) STUELKE, Hannah
01/28/2023	Nebraska	W	80-76	13843	(33) CLARK, Caitlin	(12) CLARK, Caitlin
02/02/2023	Maryland	W	96-82	10671	(42) CLARK, Caitlin	(7) CLARK, Caitlin
02/05/2023	at Penn St.	W	95-51	5228	(23) CLARK, Caitlin	(10) CLARK, Caitlin
02/09/2023	at Indiana	L	78-87	13046	(35) CLARK, Caitlin	(11) WARNOCK, McKenna
02/12/2023	Rutgers	W	111-57	13150	(17) DAVIS, Molly	(5) MARTIN, Kate
						(5) CZINANO, Monika
						(5) STUELKE, Hannah
02/15/2023	Wisconsin	W	91-61	10512	(24) CLARK, Caitlin	(7) STUELKE, Hannah
02/18/2023	at Nebraska	W	80-60	14289	(30) CLARK, Caitlin	(7) CZINANO, Monika

### Attendance Summary

	Games	Attend	Avg/Game
--	-------	--------	----------



hawkeyesports.com



# IOWA BASKETBALL

@IOWAWBB

## Season & Career Bests

### Season Bests

Player	Points	3-Pointers	Rebounds	Assists	Blocks	Steals
#1 Molly Davis	17, vs. Rutgers (2/12/23)	3, at Wisconsin (12/4/22)	7, vs. Evansville (11/10/22)	5, vs. Evansville (11/10/22)	2, vs. Oregon St. (11/25/22)	3, at Drake (11/13/22)
#2 Taylor McCabe	12, vs. Rutgers (2/12/23)	4, vs. Rutgers (2/12/23)	3, vs. Rutgers (2/12/23)	2, vs. Dartmouth (12/21/22)	0.5, vs. Belmont (11/20/22)	—
#3 Sydney Affolter	12, vs. Penn St. (1/14/23)	2, vs. Penn St. (1/14/23)	7, at Penn St. (2/5/23)	6, vs. Rutgers (2/12/23)	1.5, vs. Dartmouth (12/21/22)	3, vs. Minnesota (12/10/22)
#4 Kylie Feuerbach	—	—	—	—	—	—
#13 Shateah Wetering	3, 2x, last vs. Penn St. (1/14/23)	1, vs. Southern (11/7/22)	3, vs. Southern (11/7/22)	3, vs. Southern (11/7/22)	1, vs. Southern (11/7/22)	1, vs. Southern (11/7/22)
#14 McKenna Warnock	19, vs. Purdue (12/29/22)	5, vs. Purdue (12/29/22)	11, at Indiana (2/9/23)	6, vs. UNI (12/18/22)	2.5, vs. Northwestern (1/11/23)	3, 2x, last vs. UNI (12/18/22)
#20 Kate Martin	20, vs. UConn (11/27/22)	6, vs. UConn (11/27/22)	11, at Ohio St. (1/23/23)	13, vs. Dartmouth (12/21/22)	2, at Indiana (2/9/23)	3, vs. Nebraska (1/28/23)
#22 Caitlin Clark	45, vs. NC State (12/1/22)	7, at Illinois (1/1/23)	10, at Wisconsin (12/4/22)	15, at Ohio St. (1/23/23)	2, 2x, last at Michigan St. (1/18/23)	5, vs. Iowa St. (12/7/22)
#23 Jada Gyamfi	4, vs. Rutgers (2/12/23)	1, vs. Rutgers (2/12/23)	4, vs. Dartmouth (12/21/22)	1, 2x, last vs. Rutgers (2/12/23)	—	—
#24 Gabbie Marshall	10, vs. UConn (11/27/22)	2, 4x, last vs. Rutgers (2/12/23)	5, vs. Nebraska (1/28/23)	5, vs. Maryland (2/2/23)	1, vs. Dartmouth (12/21/22)	4, 2x, last vs. NC State (12/1/22)
#25 Monika Czinano	36, at Drake (11/13/22)	—	11, at Drake (11/13/22)	8, at Michigan (1/7/23)	3, vs. Northwestern (1/11/23)	2, vs. Maryland (2/2/23)
#34 AJ Ediger	10, vs. Dartmouth (12/21/22)	—	4, vs. Southern (11/7/22)	1, 2x, last at Wisconsin (12/4/22)	0.5, vs. Evansville (11/10/22)	—
#40 Sharon Goodman	4, at Wisconsin (12/4/22)	—	2, 2x, last vs. Penn St. (1/14/23)	—	—	1, 2x, last at Penn St. (2/5/23)
#44 Addison O'Grady	6, 2x, last vs. Rutgers (2/12/23)	1, vs. Southern (11/7/22)	5, vs. Evansville (11/10/22)	1, 3x, last vs. Iowa St. (12/7/22)	2.5, vs. Evansville (11/10/22)	1, vs. Oregon St. (11/25/22)
#45 Hannah Stuelke	17, vs. Northwestern (1/11/23)	—	13, at Ohio St. (1/23/23)	3, vs. Evansville (11/10/22)	1, 2x, last at Drake (11/13/22)	1, 4x, last vs. Maryland (2/2/23)

### Career Bests

Player	Points	3-Pointers	Rebounds	Assists	Blocks	Steals
#1 Molly Davis	33, vs. Ohio (3/12/21)	6, 2x, last at Akron (1/23/21)	10, 2x, last at Ohio (1/2/21)	12, at Buffalo (12/29/21)	2, vs. Oregon St. (11/25/22)	5, 2x, last at N'Eastern (11/21)
#2 Taylor McCabe	12, vs. Rutgers (2/12/23)	4, vs. Rutgers (2/12/23)	3, vs. Rutgers (2/12/23)	2, vs. Dartmouth (12/21/22)	0.5, vs. Belmont (11/20/22)	—
#3 Sydney Affolter	12, vs. Penn St. (1/14/23)	2, vs. Penn St. (1/14/23)	8, at Wisconsin (2/3/22)	6, vs. Rutgers (2/12/23)	1.5, vs. Dartmouth (12/21/22)	3, vs. Minnesota (12/10/22)
#4 Kylie Feuerbach	10, vs. Illinois (1/23/22)	2, 2x, last vs. Illinois (1/23/22)	5, vs. Evansville (1/2/22)	6, vs. New Hampshire (11/9/21)	1, 5x, last at Wisconsin (2/3/22)	2, 4x, last vs. Minnesota (2/9/22)
#13 Shateah Wetering	3, 2x, last vs. Penn St. (1/14/23)	1, vs. Southern (11/7/22)	2, 2x, last vs. Western Ill. (12/22/20)	3, vs. Southern (11/7/22)	1, vs. Southern (11/7/22)	1, vs. Southern (11/7/22)
#14 McKenna Warnock	25, at Penn State (1/25/22)	7, at Nebraska (1/9/22)	17, at Northwestern (1/9/21)	7, 2x, last vs. UCF (12/18/21)	2.5, vs. Northwestern (1/11/23)	3, 6x, last vs. UNI (12/18/22)
#20 Kate Martin	20, vs. UConn (11/27/22)	6, vs. UConn (11/27/22)	11, 2x, last at Ohio St. (1/23/23)	13, vs. Dartmouth (12/21/22)	3, 3x, last vs. Illinois St. (3/18/22)	4, 2x, last vs. Purdue (3/10/21)
#22 Caitlin Clark	46, at Michigan (2/6/22)	9, at Maryland (2/23/21)	13, 2x, last at Minnesota (1/20/22)	18, at Penn St. (1/25/22)*	3, vs. Northwestern (3/4/22)	5, 2x, last vs. Iowa St. (12/7/22)
#23 Jada Gyamfi	4, vs. Rutgers (2/12/23)	1, vs. Rutgers (2/12/23)	4, vs. Dartmouth (12/21/22)	1, 2x, last vs. Rutgers (2/12/23)	—	—
#24 Gabbie Marshall	27, at Rutgers (3/11/21)	7, vs. Rutgers (3/11/21)	7, vs. Rutgers (3/11/21)	6, 2x, last vs. Rutgers (12/31/20)	1, 7x, last vs. Dartmouth (12/21/22)	6, vs. Western Ill. (12/22/20)
#25 Monika Czinano	38, vs. Purdue (3/10/21)	—	17, at Nebraska (12/28/19)	8, at Michigan (1/7/23)	4, vs. Western Ill. (12/22/20)	2, 6x, last vs. Maryland (2/2/23)
#34 AJ Ediger	10, vs. Dartmouth (12/21/22)	—	3, 3x, last vs. Illinois (1/23/22)	2, at Nebraska (1/9/22)	0.5, vs. Evansville (11/10/22)	—
#40 Sharon Goodman	12, vs. Western Ill. (12/22/20)	—	9, vs. Western Ill. (12/22/20)	1, x3, vs. Nebraska (3/6/21)	2, 4x, last at Wisconsin (2/28/21)	1, 5x, last at Wisconsin (2/28/21)
#44 Addison O'Grady	16, at Wisconsin (2/3/22)	1, vs. Southern (11/7/22)	12, vs. Evansville (1/2/22)	2, 2x, last vs. Michigan (2/27/22)	4, vs. Nebraska (3/5/22)	2, 2x, last at Maryland (2/4/22)
#45 Hannah Stuelke	17, vs. Northwestern (1/11/23)	—	13, at Ohio St. (1/23/23)	3, vs. Evansville (11/10/22)	1, vs. Southern (11/7/22)	1, 4x, last vs. Maryland (2/2/23)

BOLD - set career best during current season

^ - - set school single-game record





# IOWA BASKETBALL

@IOWAWBB

## The Last Time...

### The Last Time a Player ...

#### Had 30 or more points

Iowa -- 30, Caitlin Clark, at Indiana, 2/18/23  
Opponent -- 30, Deja Winters, Minnesota, 2/9/22

#### Made at least 80% of her FGA (10 att.)

Iowa -- .846 (11-13), Monika Czinano, at Ohio State, 1/23/23  
Opponent -- .800 (8-10), Genesis Bryant, Illinois, 1/1/23

#### Made 100% of her FTA (10 att.)

Iowa -- 1.000 (12-12), Caitlin Clark, vs. Nebraska, 1/16/22  
Opponent -- 1.000 (10-10), Leigha Brown, Michigan, 2/25/21

#### Had 15 or more rebounds

Iowa -- 16, Monika Czinano, at Northwestern, 1/28/22  
Opponent -- 15, Naz Hillmon, Michigan, 2/27/22

#### Had 10 or more assists

Iowa -- 10, Caitlin Clark, vs. Rutgers, 2/12/23  
Opponent -- 11, Jaz Shelley, Nebraska, 1/28/23

#### Had 5 or more blocks

Iowa -- 8, Amanda Ollinger, vs. Maryland, 1/9/20  
Opponent -- 5, Mackenzie Holmes, Indiana, 2/7/21

#### Had 5 or more steals

Iowa -- 5, Caitlin Clark, vs. Iowa State, 12/7/22  
Opponent -- 5, Deja Winters, Minnesota, 2/9/22

### The Last Time A Team ...

#### Scored 100 or more points

Iowa -- 102, at Wisconsin, 12/4/22  
Opponent -- 104, Maryland, 3/13/21

#### Scored 40 or fewer points

Iowa -- 40, vs. Illinois, 2/10/77  
Opponent -- 34, vs. Southern U, 11/7/22

#### Won an overtime game

Iowa -- 84-81, at Michigan State, 1/18/23  
Opponent -- 92-87, vs Ohio State, 2/4/21

#### Made at least 60% of its FGA (20 att.)

Iowa -- .643 (36-56), vs. Wisconsin, 2/15/23  
Opponent -- .612 (41-67), Maryland, 2/23/21

#### Made at least 50% of its 3-pt. FGA (8 att.)

Iowa -- .500 (10-20), at Nebraska, 2/18/23  
Opponent -- .500 (7-14), Indiana, 2/9/23

#### Made at least 90% of its FTA (10 att.)

Iowa -- .929 (13-14), at Ohio State, 1/23/23  
Opponents - 1.000 (10-10), Rutgers, 2/12/23

\* - Carver-Hawkeye Arena record ^ - school record

### IOWA RECORD WHEN...

Playing at home:.....14-1  
Playing on the road:.....7-3  
Playing on a neutral floor:.....1-1

Leading at the half:.....19-2  
Trailing at the half:.....3-2  
Tied at the half:.....0-1

Wearing white.....8-2  
Wearing black:.....6-2  
Wearing gold:.....6-0  
Wearing pink:.....2-1

Scoring 90+ points:.....12-0  
Scoring 80-89 points:.....7-3  
Scoring 70-79 points:.....3-2  
Scoring 60-69 points:.....0-0  
Scoring 59 or fewer points:.....0-0

Allowing 80+ points:.....4-5  
Allowing 70-79 points:.....5-0  
Allowing 60-69 points:.....7-0  
Allowing 59 or fewer points:.....6-0

Shooting at least 50% FG:.....13-1  
Shooting less than 50% FG:.....8-5

Shooting at least 40% 3-pt. FG:.....10-1  
Shooting less than 40% 3-pt. FG:.....12-4

Shooting at least 80% FT:.....10-1  
Shooting less than 80% FT:.....12-4

Most 1st half points:.....60  
Most 2nd half points:.....61

Fewest opponent 1st half points:.....15  
Fewest opponent 2nd half points:.....19

Iowa has more rebounds:.....17-2  
Opponent has more rebounds:.....5-3  
Rebounds are equal:.....0-0

Iowa has more assists:.....19-3  
Opponent has more assists:.....3-2  
Assists are equal:.....0-0

Iowa has fewer turnovers:.....12-2  
Opponent has fewer turnovers:.....9-3  
Turnovers are equal:.....1-0

Iowa has more steals:.....10-1  
Opponent has more steals:.....9-4  
Steals are equal:.....3-0

Playing on Sunday:.....6-2  
Playing on Monday:.....2-0  
Playing on Tuesday:.....0-0  
Playing on Wednesday:.....5-0  
Playing on Thursday:.....3-3  
Playing on Friday:.....1-0  
Playing on Saturday:.....5-0

Playing on BTN.....5-2  
Playing on B1G+.....9-0  
Playing on ESPN.....1-0  
Playing on ESPN2.....2-1  
Playing on ESPNU.....1-0  
Playing on ESPN+.....1-1  
Playing on FS1.....1-0  
Playing on ABC.....0-1  
Playing on FOX.....2-0

Largest Iowa lead:.....57  
Largest Iowa deficit:.....15





# IOWA BASKETBALL

@IOWAWBB

## Points-Rebounds-Assists

Opponent	Date	Score		1 DAVIS, MOLL	2 MCCABE, TAY	3 AFFOLTER, S	13 WETERING, S	14 WARNOCK, MC	20 MARTIN, KAT	22 CLARK, CAIT	23 GYAMFI, JAD	24 MARSHALL, G	25 CZINANO, MO	34 EDIGER, AJ
Southern U.	11/07/2022	87-34	W	7-3-4	9-1-1	4-0-0	3-3-3	5-8-0	5-4-2	20-9-1	DNP	6-3-1	10-4-3	2-4-1
Evansville	11/10/2022	115-62	W	5-7-5	6-2-1	7-4-2	1-1-0	15-8-2	6-0-1	26-5-12	DNP	1-1-1	23-7-0	4-0-0
at Drake	11/13/2022	92-86	Wot	4-4-3	DNP	DNP	DNP	11-3-2	0-6-3	28-5-9	DNP	6-2-2	36-11-1	DNP
at Kansas St.	11/17/2022	83-84	L	9-1-0	DNP	0-1-0	DNP	12-8-2	4-6-6	27-10-7	DNP	5-0-1	18-3-2	DNP
Belmont	11/20/2022	73-62	W	7-1-2	0-1-0	0-1-0	DNP	6-8-1	6-5-1	33-3-5	DNP	5-1-0	9-10-2	DNP
vs Oregon St.	11/25/2022	73-59	W	3-1-1	DNP	0-2-1	DNP	12-2-1	4-6-4	28-9-8	DNP	7-2-1	17-7-2	DNP
vs UConn	11/27/2022	79-86	L	0-1-1	DNP	0-0-0	DNP	14-4-2	20-2-2	25-7-6	DNP	10-2-2	8-7-1	DNP
NC State	12/01/2022	81-94	L	0-0-2	0-0-0	0-1-0	DNP	15-7-2	7-0-1	45-6-4	DNP	0-1-1	5-9-0	DNP
at Wisconsin	12/04/2022	102-71	W	13-1-1	6-0-0	3-3-2	3-0-0	13-2-3	3-2-4	22-10-10	DNP	7-0-1	18-8-1	0-1-1
Iowa St.	12/07/2022	70-57	W	2-2-4	DNP	0-0-0	DNP	9-6-2	13-5-2	19-8-8	DNP	3-3-0	18-10-1	DNP
Minnesota	12/10/2022	87-64	W	3-3-3	0-0-0	2-3-1	0-1-0	12-10-4	7-5-3	32-10-9	DNP	0-1-1	22-5-2	4-1-0
UNI	12/18/2022	88-74	W	3-1-1	DNP	4-5-2	DNP	9-5-6	9-4-0	26-8-7	DNP	8-2-2	22-6-2	DNP
Dartmouth	12/21/2022	92-54	W	8-0-1	6-1-2	3-5-2	0-1-0	14-3-2	4-3-13	20-10-6	2-4-1	3-2-0	20-4-1	10-4-1
Purdue	12/29/2022	83-68	W	1-1-1	0-0-0	7-5-1	0-0-0	19-9-1	5-8-3	24-6-5	DNP	4-2-1	12-5-2	0-2-1
at Illinois	01/01/2023	86-90	L	0-2-2	DNP	0-1-0	DNP	17-6-3	6-3-4	32-5-7	DNP	3-1-2	24-6-1	DNP
at Michigan	01/07/2023	94-85	W	8-2-4	DNP	0-1-0	DNP	14-4-0	10-2-1	28-8-3	DNP	6-2-2	19-5-8	0-0-0
Northwestern	01/11/2023	93-64	W	2-1-2	3-0-0	6-2-1	1-0-0	10-8-1	8-2-2	20-9-14	0-1-1	3-1-1	18-6-3	0-0-0
Penn St.	01/14/2023	108-67	W	5-2-3	5-1-0	12-3-2	3-1-0	16-10-3	0-3-2	27-7-10	0-1-1	3-2-3	20-5-2	2-1-0
at Michigan St.	01/18/2023	84-81	Wot	7-1-4	DNP	3-3-1	DNP	4-2-1	9-3-4	26-9-11	DNP	6-4-0	22-7-0	0-0-0
at Ohio St.	01/23/2023	83-72	W	3-2-1	DNP	4-2-0	DNP	DNP	13-11-4	28-10-15	DNP	5-3-2	22-4-1	0-1-0
Nebraska	01/28/2023	80-76	W	5-4-1	DNP	0-3-0	DNP	DNP	6-5-6	33-12-9	DNP	7-5-1	17-7-1	0-0-0
Maryland	02/02/2023	96-82	W	3-0-3	DNP	4-2-1	DNP	3-6-3	3-6-6	42-7-8	DNP	0-0-5	28-6-1	DNP
at Penn St.	02/05/2023	95-51	W	7-1-0	6-0-1	0-7-3	2-2-0	9-5-2	11-8-1	23-10-14	0-0-0	3-2-4	14-4-1	5-1-0
at Indiana	02/09/2023	78-87	L	0-1-0	DNP	2-3-0	DNP	14-11-1	6-7-1	35-4-10	DNP	3-0-2	6-7-2	DNP
Rutgers	02/12/2023	111-57	W	17-2-2	12-3-0	6-4-6	2-2-2	7-2-0	6-5-5	15-4-10	4-1-1	8-1-3	14-5-0	2-2-0
Wisconsin	02/15/2023	91-61	W	2-2-3	3-0-0	6-2-1	0-0-2	16-3-4	7-2-4	24-6-8	0-0-0	3-2-1	19-6-3	0-0-0
at Nebraska	02/18/2023	80-60	W	0-2-1	3-0-0	2-4-2	0-0-0	3-5-4	10-1-6	30-5-8	DNP	6-2-0	20-7-0	DNP





# IOWA BASKETBALL

@IOWAWBB

## Season Highs And Lows/Specialty Statistics

CATEGORY		IOWA	OPPONENTS
<u>Points</u>	High	115, vs. Evansville (11/10/22)	94, vs. NC State (12/1/22)
	Low	70, vs. Iowa St. (12/7/22)	34, vs. Southern (11/7/22)
<u>FG Made</u>	High	43, vs. Evansville (11/10/22)	33, vs. UConn (11/27/22)
	Low	24, Belmont (11/20/22)	12, vs. Southern (11/7/22)
<u>FG Att.</u>	High	79, at Drake (11/13/22)	75, at Michigan State (1/18/23)
	Low	55, at Kansas St. (11/17/22)	55, at Wisconsin (12/4/22)
<u>FG%</u>	High	.643, vs. Wisconsin (2/15/23)	.538, vs. NC State (12/1/22)
	Low	.418, 2x, last vs. UConn (11/27/22)	.211, vs. Southern (11/7/22)
<u>3FG Made</u>	High	13, vs. UConn (11/27/22)	11, at Kansas St. (11/17/22)
	Low	5, vs. Minnesota (12/10/22)	2, vs. Maryland (2/2/23)
<u>3FG Att.</u>	High	36, 2x, last vs. UConn (11/27/22)	36, at Kansas St. (11/17/22)
	Low	16, vs. Evansville (11/10/22)	13, vs. NC State (12/1/22)
<u>3FG%</u>	High	.545 vs. Rutgers (2/12/23)	.538, vs. NC State (12/1/22)
	Low	.227 vs. Minnesota (12/10/22)	.111, vs. Maryland (2/2/23)
<u>FTM</u>	High	28, vs. UNI (12/18/22)	22, 2x, last at Indiana (2/9/23)
	Low	5, vs. Oregon St. (11/25/22)	2, vs. UConn (11/27/22)
<u>FTA</u>	High	34, vs. Penn State (1/14/23)	34, at Indiana (2/9/23)
	Low	6, vs. Oregon St. (11/25/22)	6, 2x, last vs. Wisconsin (2/15/23)
<u>FT% (min. 10)</u>	High	.944, at Michigan (1/7/23)	.957 at Wisconsin (12/4/22)
	Low	.522, at Indiana (2/9/23)	.640, vs. Evansville (11/10/22)
<u>Off. Reb.</u>	High	14, 2x, last at Drake (11/13/22)	15, vs. Maryland (2/2/23)
	Low	4, 2x, last vs. Maryland (2/2/23)	2, vs. Southern (11/7/22)
<u>Def. Reb.</u>	High	44, vs. Southern (11/7/22)	48, at Drake (11/13/22)
	Low	21, at Michigan (1/7/23)	13, vs. Rutgers (2/12/23)
<u>Total Reb.</u>	High	51, 4x, last at Penn St. (2/5/23)	48, at Drake (11/13/22)
	Low	28, 2x, last at Michigan (1/7/23)	19, at Wisconsin (12/4/22)
<u>Assists</u>	High	30, vs. Dartmouth (12/21/22)	30, vs. UConn (11/27/22)
	Low	10, vs. NC State (12/1/22)	6, 2x, last vs. Rutgers (2/12/23)
<u>Steals</u>	High	13, vs. UNI (12/18/22)	13, vs. Maryland, (2/2/23)
	Low	3, at Ohio St. (1/23/23)	2, vs. Belmont (11/20/22)
<u>Blocks</u>	High	7, vs. Northwestern (1/11/23)	9, at Drake (11/13/22)
	Low	1, at Drake (11/13/22)	0, 2x, last at Michigan (1/7/23)
<u>Turnovers</u>	High	20, at Michigan State (1/18/23)	23, at Drake (11/13/22)
	Low	6, vs. Belmont (11/20/22)	6, vs. Belmont (11/20/22)
<u>Fouls</u>	High	24, at Indiana (2/9/23)	30, vs. Penn State (1/14/23)
	Low	8, at Nebraska (2/18/23)	8, at Nebraska (2/18/23)

### GAME-BY-GAME SPECIALTY STATS

		Pts. Off TO's	Pts. in Paint	2nd Chance	Fast Break
Date	Opponent	IA-Opp.	IA-Opp.	IA-Opp.	IA-Opp.
11/7	Southern	25-6	32-4	11-2	9-0
11/10	Evansville	18-17	62-14	8-9	26-3
11/13	Drake	21-9	48-48	12-8	4-4
11/17	Kansas State	5-22	36-26	0-7	13-12
11/20	Belmont	9-5	22-18	9-6	13-4
11/25	Oregon St.	12-8	32-24	5-6	12-0
11/27	UConn	21-12	22-30	5-15	16-7
12/1	NC State	12-17	28-46	6-10	15-18
12/4	Wisconsin	28-18	52-28	16-11	19-11
12/7	Iowa St.	8-14	26-16	7-7	10-9
12/10	Minnesota	26-10	50-22	12-15	26-5
12/18	UNI	26-10	32-36	6-9	8-12
12/21	Dartmouth	27-8	42-18	8-5	24-2
12/29	Purdue	8-15	28-24	13-7	6-7
1/1	Illinois	11-18	30-40	12-13	6-9
1/7	Michigan	15-17	50-44	18-7	2-4
1/11	Northwestern	6-13	52-32	16-15	20-2
1/14	Penn State	31-12	50-24	15-6	24-3
1/18	Michigan St.	6-20	40-30	5-14	18-8
1/23	Ohio St.	6-13	42-42	15-8	10-5
1/28	Nebraska	12-9	28-30	7-9	20-9
2/2	Maryland	10-24	52-48	2-13	18-23
2/5	Penn State	14-7	58-18	8-2	28-13
2/9	Indiana	11-14	44-36	11-4	21-20
2/12	Rutgers	23-12	54-26	19-8	35-8
2/15	Wisconsin	25-12	48-14	6-4	11-0
2/18	Nebraska	17-10	36-26	4-12	2-2
Total		433-352	1,096-764	256-232	400-295
Average		16.0-13.0	40.6-28.3	9.5-8.6	14.8-10.9

## IOWA AND OPPONENT INDIVIDUAL HIGH PERFORMANCES

CATEGORY		IOWA	OPPONENTS
Points	45	Caitlin Clark vs. NC State (12/1/22)	28 Kaylene Smikle, Rutgers (2/12/23)
Field Goals Made	16	Caitlin Clark vs. NC State (12/1/22)	10 5x, last, Mackenzie Holmes, Indiana (2/9/23)
Field Goals Attempted	28	Caitlin Clark, 3x, last at Indiana (2/9/23)	23 Makira Cook, Illinois (1/1/23)
3-Point Field Goals Made	7	Caitlin Clark at Illinois (1/1/23)	6 Sarah Shematsi, Kansas St. (11/17/22)
3-Point Field Goals Attempted	14	Caitlin Clark 2x, last at Illinois (1/1/23)	10 3x, last, Taylor Mikesell, Ohio St. (1/23/23)
Free Throws Made	13	Caitlin Clark, 2x, last vs. UNI (12/18/22)	12 Gabby Gregory, Kansas St. (11/17/22)
Free Throws Attempted	16	Caitlin Clark at Kansas St. (11/17/22)	15 Diamond Miller, Maryland (2/2/23)
Total Rebounds	13	Hannah Stuelke at Ohio St. (1/23/23)	14 Jelena Mitrovic, Oregon St. (11/22/25)
Assists	15	Caitlin Clark at Ohio St. (1/23/23)	13 Nika Muhl, UConn (11/27/22)
Steals	5	Caitlin Clark vs. Iowa State (12/7/22)	5 2x, last, Kaylene Smikle, Rutgers (2/12/23)
Blocks	3	Monika Czinano vs. Northwestern (1/11/23)	5 Anna Miller, Drake (11/13/22)





## IOWA

## BASKETBALL

@IOWAWBB

## BOX SCORES (GAMES 1-4)



Official Basketball Box Score - Final  
Southern U. at Iowa  
11/07/22 Carver-Hawkeye Arena, Iowa City  
2022-23 Women's Basketball

Game Time: 8:30 PM  
Game Duration: 1:59  
Attendance: 7,417

Officials: Tim Daley, Karleena Tobin, Scott Fruethlin

Southern U. - 34			Record: 0-1														
NO.	Name	Min	FG M-A	3P M-A	FT M-A	Rebounds OR DR TOT	Fouls PF FD	TP	AS	TO	ST	Blocks BS BA	+/-				
3	Taylor Williams	F 13:24	0-4	0-0	0-2	1 3 4	4 2 0	1	0	0	0	0	-11				
44	Raven White	C 25:07	0-3	0-0	1-2	0 2 2	2 2 1	0	2	1	0	0	-41				
2	Aleighyah Fontenot	G 23:50	2-14	2-6	0-0	0 1 1	3 0 0	6	1	1	2	0	-36				
4	Chloe Fleming	G 17:51	2-8	0-0	0-0	0 3 3	3 1 4	4	1	4	0	2	-13				
20	Amari McWain	G 27:51	3-11	2-7	0-0	0 1 1	0 1 8	0	0	0	3	0	-51				
24	Kyanna Morgan	18:49	1-6	1-2	0-0	0 0 0	0 1 3	1	3	1	0	0	-20				
12	Tyneisha Metcalf	18:23	1-5	0-0	0-0	0 3 3	2 1 2	0	4	0	0	0	-33				
14	Soniyah Reed	14:08	1-2	1-2	0-0	0 1 1	0 0 3	0	0	1	0	0	-16				
15	Sky Castro	10:27	0-0	0-0	0-0	0 0 0	5 0 0	0	0	1	3	0	-16				
23	Osha Cummings	05:41	0-0	0-0	0-0	0 1 1	0 1 0	0	0	1	0	0	-5				
32	Xylize Harrison	03:57	0-0	0-0	0-0	1 0 1	5 1 0	0	0	1	0	0	4				
22	Sirivra Legions	16:48	2-4	0-0	3-4	0 2 2	0 3 7	2	0	0	0	0	-30				
5	Ravon Robertson	03:44	0-0	0-0	0-0	0 0 0	0 0 0	0	0	0	0	0	3				
Team						0 3 3		0	1								
Totals			12-57	6-17	4-8	2 20 22	24 13 34	6	18	11	0	3	-53				

Dead Ball Rebounds: 3 0



Official Basketball Box Score - Final  
Evansville at Iowa  
11/10/22 Carver-Hawkeye Arena, Iowa City  
2022-23 Women's Basketball

Game Time: 6:30 PM  
Game Duration: 1:51  
Attendance: 7,075

Officials: Angie Euland, Bryan Entenhe, Nykeshia Thompson

Evansville - 62			Record: 1-1																		
NO.	Name	Min	FG	3P	FT	Rebounds	Fouls	TP	AS	TO	ST	Blocks	BS	BA	+	-	Shooting By Period				
			M-A	M-A	M-A	OR	DR	TOT	PF	FD							1 <sup>st</sup> FG%	3-16	18.8%		
14	Abby Feit	F 28:58	2-8	1-4	1-1	2	2	4	3	1	6	1	4	3	1	0	-42	3PT%	1-7	14.3%	
3	Barbara Tomancova	C 19:38	5-10	1-3	0-0	1	3	4	5	0	11	0	4	0	2	1	-14	FT%	0-2	0%	
1	Anna Newman	G 27:37	0-5	0-1	1-2	0	0	0	2	1	1	5	3	1	0	0	-39	2 <sup>nd</sup> FG%	5-16	31%	
21	A'Niah Griffin	G 14:21	2-4	1-2	0-2	0	0	0	3	2	5	1	1	2	0	0	-19	3PT%	1-7	14.3%	
32	Myia Clark	G 35:39	4-14	3-7	7-8	0	2	2	2	8	18	1	1	1	1	1	-55	FT%	5-7	71.4%	
12	Celine Dupont	20:03	3-8	0-4	2-4	3	2	5	3	3	8	0	1	0	1	0	-36	3 <sup>rd</sup> FG%	7-15	46.7%	
11	Ely Morgan	12:05	0-2	0-1	0-0	0	1	1	1	0	0	0	2	0	0	1	-18	3PT%	3-5	60.0%	
0	Kynidil Mason Striverson	22:52	3-7	0-3	5-8	0	2	2	1	4	11	3	2	2	1	0	-28	FT%	6-8	75%	
22	Jossie Hudson	10:11	1-2	0-0	0-0	0	0	0	0	2	0	0	0	2	0	0	-9	4 <sup>th</sup> FG%	5-15	38.5%	
25	Lexie Sinclair	04:43	0-0	0-0	0-0	0	1	1	1	0	0	0	1	1	0	0	0	3PT%	1-6	16.7%	
13	Kodie Myszk	03:53	0-0	0-0	0-0	0	0	0	0	0	0	0	1	0	0	0	-5	FT%	5-8	62.5%	
Team						3	1	4		0	0						GM FG%	20-60	33.3%		
Totals				20-60	6-25	16-25	9	14	23	25	19	62	11	20	11	5	4	-53	3PT%	6-25	24.0%
Technical Fouls: Griffin 3* 7:41																					

Dead Ball Rebounds: 3 0

Iowa - 87		Record: 1-0															
NO.	Name	Min	FG	3P	FT	Rebounds	Fouls	TP	AS	TO	ST	Blocks	BS	BA	+	-	
			M-A	M-A	M-A	OR DR TOT	PF FD										
14	McKenna Warnock	F 24:24	2-6	1-5	0-0	0 8 8	0 1 5	0	1	5	0	1	1	1	0	32	
25	Monika Czinano	C 20:43	3-4	0-0	4-5	1 3 4	1 6 10	3	3	3	1	0	0	0	0	29	
20	Kate Martin	G 22:42	2-4	1-3	0-0	1 3 4	2 1 5	5	2	1	1	0	1	0	0	29	
22	Caillin Clark	G 20:13	6-10	3-6	5-7	0 9 9	1 8 20	1	4	1	0	1	0	0	0	30	
24	Gabbie Marshall	G 22:00	3-8	0-5	0-0	0 3 3	0 0 6	6	1	1	0	0	0	0	0	29	
1	Molly Davis	23:34	3-5	1-3	0-0	0 3 3	2 1 7	4	3	0	0	0	0	0	0	26	
44	Addison O'Grady	08:44	1-1	1-1	0-0	1 3 4	0 2 3	1	0	0	0	0	0	0	0	12	
3	Sydney Affolter	09:09	0-1	0-1	4-4	0 0 0	1 2 4	0	0	0	0	0	0	0	0	11	
45	Hannah Stuelke	14:27	5-7	0-2	0-0	2 4 6	3 1 10	1	3	1	1	0	1	0	0	19	
13	Shateah Wetering	09:10	1-2	1-2	0-0	1 2 3	0 0 3	0	3	0	1	1	0	1	0	15	
2	Taylor McCabe	14:13	3-8	3-8	0-0	0 1 1	1 0 9	1	1	0	0	0	0	0	0	21	
40	Sharon Goodman	05:55	1-2	0-0	1-1	0 0 0	1 1 3	0	0	2	1	0	0	0	0	5	
34	AJ Ediger	04:46	0-0	0-0	2-2	1 3 4	1 1 2	1	2	1	0	0	0	0	0	7	
Team						0 2 2		0	0								
Totals			30-58	11-36	16-19	7 44 51	13 24 87	18	19	7	3	0	53				
Technical Fouls: NONE																Fouls: 53	

Dead Ball Rebounds: 4 0

		SOU		IOW				Points from		SOU/IOW		Period by Period Scoring									
Biggest lead		0 (1 <sup>st</sup> 10:00)		54 (4 <sup>th</sup> 1:13)				Turnovers		6 25		1st 2nd 3rd 4th TOT									
Best Scoring Run		6 (4 <sup>th</sup> 5:56)		19 (2 <sup>nd</sup> 5:49)				Paint		4 32											
Lead Changes		0						Second Chance		2 11		SOU 10 5 8 11 34									
Times Tied		1						Fast Breaks		0 9		IOW 15 28 24 20 87									
Time with Lead		00:00		38:11				Bench		15 41											



Official Basketball Box Score - Final  
Iowa at Drake  
11/13/22 Knapp Center, Des Moines  
2022-23 Women's Basketball

Game Time: 2:00 PM  
Game Duration: 2:11  
Attendance: 6,432

Officials: Masy Brooks, Tom Halled, Nicole Brannan

Iowa - 92		Record: 3-0															
NO.	Name	Min	FG M-A	3P M-A	FT M-A	Rebounds OR DR TOT	Fouls PF FD	TP	AS	TO	ST	Blocks BS BA	+	-			
14	McKenna Warnock	F 28:09	4-7	3-5	0-0	0 3 3	5 0 11	2	2	3	0	0	0	9			
25	Monika Czinano	C 37:13	14-21	0-0	8-14	5 6 11	0 11 36	1	1	0	1	1	3	16			
20	Kate Martin	G 25:59	0-3	0-2	0-0	0 6 6	3 1 0	1	3	1	0	1	0	1			
22	Caitlin Clark	G 42:58	9-28	4-14	6-9	1 4 5	4 6 28	9	4	2	0	2	5	5			
24	Gabbie Marshall	G 40:45	2-9	2-6	0-0	2 2 2	2 0 6	2	0	3	0	0	0	9			
44	Addison O'Grady	04:48	1-1	0-0	0-0	1 0 1	1 0 2	1	0	0	0	0	0	-8			
1	Molly Davis	28:53	1-4	0-0	2-4	2 2 4	1 3 4	3	2	3	0	1	3	3			
45	Hannah Stuelke	16:15	2-6	0-0	1-3	3 2 5	3 2 5	0	0	0	0	2	-7				
Team						2	4 6		0	1							
Totals			33:79	9:27	17:30	14	29 43	19 23	92	21	11	11	1	9 6			
															Technical Fouls: NONE		



## IOWA

## BASKETBALL

@IOWAWBB

## BOX SCORES (GAMES 5-8)



Official Basketball Box Score - Final  
**Belmont at Iowa**  
11/20/22 Carver-Hawkeye Arena, Iowa City  
2022-23 Women's Basketball

Game Time: 2:00 PM  
Game Duration: 1:54  
Attendance: 8,227

Officials: Cameron Inouye, Angie Enlund, Jamie Broderick

Belmont - 62

Record: 1-3

NO. Name	Min	FG	3P	FT	Rebounds	Fouls	TP	AS	TO	ST	Blocks	+/-
		M-A	M-A	M-A	OR DR TOT	PF FD					BS BA	
3 Madison Bartley	F 21:04	4-8	0-1	3-3	0 4 4	3 3	11	1	1	0	0 0	1
0 Tuti Jones	G 33:19	3-10	1-5	2-2	3 3 6	3 1	9	2	0	1	0 1	-4
5 Sydney Harvey	G 21:50	4-7	3-6	0-0	1 2 3	5 0	11	1	1	0	1 0	5
11 Destinee Wells	G 34:15	4-17	0-4	1-2	0 6 6	2 1	9	5	2	0	0 0	-8
23 Nikki Baird	G 26:46	5-6	3-4	0-0	0 4 4	4 1	13	3	1	1	0 0	-11
10 Blair Schoenwald	15:33	0-3	0-3	0-0	0 4 4	0 0	0	0	0	0	0 0	-17
22 Tessa Miller	24:47	1-3	0-0	2-4	3 2 5	3 2	4	2	0	0	0 0	-8
12 Kiyim McGuff	11:20	2-3	1-2	0-0	0 1 1	1 0	5	0	1	0	0 0	-4
14 Kendal Cheesman	06:22	0-4	0-3	0-0	0 0 0	0 1	0	0	0	0	0 0	5
24 Kate Holfield	04:44	0-1	0-1	0-0	0 0 0	0 0	0	0	0	0	0 0	-4
Team					1 0 1		0	0				
Totals		23-62	8-29	8-11	8 26 34	21 9	62	14	6	2	2 1	-11

Technical Fouls: NONE

Shooting By Period
1 <sup>st</sup> FG% 8-16 50.0%
3PT% 2-6 33.3%
FT% 0-0 0%
2 <sup>nd</sup> FG% 3-19 15.8%
3PT% 1-13 7.7%
FT% 0-0 0%
3 <sup>rd</sup> FG% 7-14 50.0%
3PT% 2-5 40.0%
FT% 5-7 71.4%
4 <sup>th</sup> FG% 5-13 38.5%
3PT% 3-5 60.0%
FT% 3-4 75%
GM FG% 23-62 37.1%
3PT% 8-29 27.6%
FT% 8-11 72.7%

Dead Ball Rebounds: 2, 0



Official Basketball Box Score - Final  
**Iowa at Oregon St.**  
11/25/22 Oiles Center, Portland, ORE  
2022-23 Women's Basketball

Game Time: 5:30 PM  
Game Duration: 1:45  
Attendance: 2,229

Officials: Melissa Barlow, Tiffany Bird, Brian Hall

Iowa - 73

Record: 5-1

NO. Name	Min	FG	3P	FT	Rebounds	Fouls	TP	AS	TO	ST	Blocks	+/-
		M-A	M-A	M-A	OR DR TOT	PF FD					BS BA	
14 McKenna Warnock	F 34:14	5-9	2-4	0-0	0 2 2	2 2	12	1	2	0	0 0	20
25 Monika Czinano	C 33:43	7-11	0-0	3-3	0 7 7	3 2	17	2	4	0	0 1	10
20 Kate Martin	G 33:57	2-5	0-1	0-0	3 3 6	2 0	4	4	1	1	0 0	1
22 Caitlin Clark	G 35:23	12-23	2-8	2-3	0 9 9	3 3	28	8	0	0	2 0	19
24 Gabbie Marshall	G 34:06	3-7	1-3	0-0	0 2 2	2 4	7	1	1	4	1 0	13
1 Molly Davis	12:34	1-2	1-2	0-0	0 1 1	2 1	3	1	1	0	2 0	-7
44 Addison O'Grady	G 31:34	4-6	0-0	1-1	2 2 0	2 0	2	0	0	1	0 1	4
3 Sydney Affolter	04:00	0-2	0-1	0-0	1 1 2	0 0	1	0	0	0	0 0	-2
45 Hannah Stuelke	05:46	0-3	0-0	0-0	0 0 0	0 1	0	0	0	0	0 1	-6
Team					0 4 4		0	0				
Totals		31-64	6-19	5-6	5 30 35	14 13	73	18	9	6	5 4	14

Technical Fouls: NONE

Shooting By Period
1 <sup>st</sup> FG% 7-16 43.8%
3PT% 3-8 37.5%
FT% 2-2 100%
2 <sup>nd</sup> FG% 11-18 61.1%
3PT% 2-5 40.0%
FT% 1-1 100%
3 <sup>rd</sup> FG% 5-16 31.3%
3PT% 0-3 0.0%
FT% 0-0 0%
4 <sup>th</sup> FG% 8-14 57.1%
3PT% 1-3 33.3%
FT% 2-3 66.7%
GM FG% 31-64 48.4%
3PT% 6-19 31.6%
FT% 5-6 83.3%

Dead Ball Rebounds: 1, 1

Iowa - 73

Record: 4-1

NO. Name	Min	FG	3P	FT	Rebounds	Fouls	TP	AS	TO	ST	Blocks	+/-
		M-A	M-A	M-A	OR DR TOT	PF FD					BS BA	
14 McKenna Warnock	F 29:26	1-5	1-4	3-4	2 6 8	1 2	6	1	1	0	0 0	12
25 Monika Czinano	C 29:20	4-7	0-0	1-2	1 9 10	2 3	9	2	3	0	0 0	-3
20 Kate Martin	G 31:43	2-6	1-3	1-2	3 3 5	0 3	6	1	0	1	0 1	-4
22 Caitlin Clark	G 30:46	10-18	3-7	10-11	0 3 3	2 8	33	5	1	2	1 0	2
24 Gabbie Marshall	G 18:55	2-5	1-4	0-0	0 1 1	1 0	5	0	1	0	0 0	-5
44 Addison O'Grady	09:49	0-1	0-0	0-0	1 2 3	1 0	0	0	0	0	0 0	14
1 Molly Davis	24:05	3-5	1-2	0-0	0 1 1	0 2	7	2	0	1	0 0	10
3 Sydney Affolter	09:21	0-3	0-2	0-0	0 1 1	1 0	0	0	0	0	0 0	-3
2 Taylor McCabe	05:10	0-2	0-1	0-0	0 1 1	0 0	0	0	0	0	0 0	1
45 Hannah Stuelke	11:25	2-5	0-1	3-4	2 2 4	1 3	7	0	0	0	0 0	-1
Team					2 3 5		0	0				
Totals		24-57	7-24	18-23	10 32 42	9 21	73	11	6	4	1 2	11

Technical Fouls: NONE

Shooting By Period
1 <sup>st</sup> FG% 5-14 35.7%
3PT% 1-6 16.7%
FT% 7-8 87.5%
2 <sup>nd</sup> FG% 5-15 33.3%
3PT% 0-5 0.0%
FT% 4-5 80%
3 <sup>rd</sup> FG% 9-17 52.9%
3PT% 3-7 57.1%
FT% 1-2 50%
4 <sup>th</sup> FG% 5-11 45.5%
3PT% 2-6 33.3%
FT% 6-8 75%
GM FG% 24-57 42.1%
3PT% 7-24 29.2%
FT% 18-23 78.3%

Dead Ball Rebounds: 2, 0

Oregon St. - 59

Record: 4-1

NO. Name	Min	FG	3P	FT	Rebounds	Fouls	TP	AS	TO	ST	Blocks	+/-
		M-A	M-A	M-A	OR DR TOT	PF FD					BS BA	
12 Jelena Mitrovic	C 30:25	2-8	1-1	0-0	3 11 14	3 1	5	2	3	0	2 0	-7
0 Shaloux Aaron	G 30:48	6-8	3-4	2-2	2 1 3	0 2	17	0	0	0	0 0	-3
11 Benu Yeane	G 31:34	4-6	0-0	1-1	2 2 2	2 2	6	3	1	1	0 1	9
11 AJ Marotte	G 21:42	1-4	0-1	0-0	2 3 5	0 0	2	0	2	0	0 0	-14
22 Talia von Oelhoffen	G 36:59	7-16	2-4	6-7	0 6 6	3 5	22	3	1	1	2 3	-15
4 Noelle Mannen	30:59	0-5	0-3	0-0	0 1 1	2 4	0	1	0	3	0 0	-7
15 Raegan Beers	16:22	2-5	0-0	0-0	1 1 2	3 0	4	1	4	0	0 0	-2
2 Lily Hansford	01:11	0-0	0-0	0-0	0 0 0	0 0	0	0	0	0	0 0	-5
Team					1 3 4		0	0	1			
Totals		22-62	6-17	9-10	9 28 37	13 14	59	9	14	5	4 5	-14

Technical Fouls: NONE

Shooting By Period
1 <sup>st</sup> FG% 6-16 37.5%
3PT% 3-6 50.0%
FT% 1-1 100%
2 <sup>nd</sup> FG% 8-20 40.0%
3PT% 3-5 60.0%
FT% 2-2 100%
3 <sup>rd</sup> FG% 4-15 26.7%
3PT% 0-4 0.0%
FT% 1-1 100%
4 <sup>th</sup> FG% 4-11 36.4%
3PT% 0-2 0.0%
FT% 5-6 83.3%
GM FG% 22-62 35.5%
3PT% 6-17 35.3%
FT% 9-10 90.0%

Dead Ball Rebounds: 1, 0

	BEL	IOW
Biggest lead	5 (1 <sup>st</sup> 7:12)	13 (4 <sup>th</sup> 0:39)
Best Scoring Run	6 (1 <sup>st</sup> 7:12)	8 (3 <sup>rd</sup> 0:41)
Lead Changes	4	
Times Tied	7	
Time with Lead	06:46	28:33

Points from	BEL	IOW
Turnovers	5	9
Paint	18	22
Second Chance	6	9
Fast Breaks	4	13
Bench	9	14

Period by Period Scoring
1st 2nd 3rd 4th TOT
BEL 18 7 21 16 62
IOW 18 14 23 18 73

	Iowa	OSU
Biggest lead	17 (4 <sup>th</sup> 0:35)	0 (1 <sup>st</sup> 0:00)
Best Scoring Run	9 (1 <sup>st</sup> 6:51)	6 (1 <sup>st</sup> 5:35)
Lead Changes	0	
Times Tied	5	
Time with Lead	37:19	00:00

Points from	Iowa	OSU
Turnovers	12	8
Paint	32	24
Second Chance	5	6
Fast Breaks	12	0
Bench	5	4

Period by Period Scoring
1st 2nd 3rd 4th TOT
Iowa 19 25 10 19 73
OSU 16 21 9 13 59



Official Basketball Box Score - Final  
**UConn at Iowa**  
11/27/22 Moda Center, Portland, Ore.  
2022-23 Women's Basketball

Game Time: 10:00 AM  
Game Duration: 1:59  
Attendance: 8,250

Officials: Lisa Jones, Kyle Bacon, Tiffany Bird

UConn - 86

Record: 5-0

NO. Name	Min	FG	3P	FT	Rebounds	Fouls	TP	AS	TO	ST	Blocks	+/-
		M-A	M-A	M-A	OR DR TOT	PF FD					BS BA	
3 Aaliyah Edwards	F 34:39	10-16	0-0	0-0	2 11 13	2 4	20	6	2	1	0 0	4
10 Nikka Muhl	G 40:00	1-3	0-1	0-0	0 3 3	2 0	2	13	6	1	0 0	7
11 Lou Lopez-Senechal	G 32:00	5-12	1-3	0-0	1 4 5	2 0	11	1	2	0	1 1	6
35 Azzi Fudd	G 40:00	10-19	4-10	0-0	0 3 3	1 1	24	4	0	0	0 0	7
44 Carolyn Griffin	G 22:35	5-6	0-0	0-2	3 3 3	3 2	19	3	2	1	0 0	-11
33 Caroline Ducharme	23:47	5-11	3-6	2-4	2 3 5	1 3	15	3	1	2	0 0	13
34 Ayanara Patterson	06:59	2-2	0-0	0-0	1 2 3	2 0	4	0	0	0	0 0	9
Team					2 4 6		0	1				
Totals		38-69	8-20	2-6	11 33 44	13 10	86	30	14	7	5 1	7

Technical Fouls: NONE

Shooting By Period
1 <sup>st</sup> FG% 10-21 47.6%
3PT% 0-4 0.0%
FT% 0-0 0%
2 <sup>nd</sup> FG% 7-17 41.2%
3PT% 1-6 16.7%
FT% 0-0 0%
3 <sup>rd</sup> FG% 12-14 85.7%
3PT% 2-2 100.0%
FT% 0-2 0%
4 <sup>th</sup> FG% 9-17 52.9%
3PT% 5-8 62.5%
FT% 2-4 50%
GM FG% 38-69 55.1%
3PT% 8-20 40.0%
FT% 2-6 33.3%

Dead Ball Rebounds: 2, 1

Iowa - 79

Record: 5-2

NO. Name	Min	FG	3P	FT	Rebounds	Fouls	TP	AS	TO	ST	Blocks	+/-
		M-A	M-A	M-A	OR DR TOT	PF FD					BS BA	
14 McKenna Warnock	F 32:14	4-14	3-11	3-4	0 4 4	4 3	14	2	2	1	0 2	-7
25 Monika Czinano	C 35:56	3-7	0-0	2-2	3 4 7	2 2	6	1	1	1	0 1	-8
20 Kate Martin	G 33:59	7-10	6-6	0-0	0 2 2	0 1	20	2	3	2	0 0	-5
22 Caitlin Clark	G 40:00	9-24	2-11	5-7	0 7 7	2 5	25	6	3	2	1 0	-7
24 Gabbie Marshall	G 37:21	4-9	2-6	0-0	0 2 2	0 1	10	2	0	3	0 0	-6
1 Molly Davis	06:01	0-0	0-0	0-0	1 0 1	0 0	0	1	0	0	0 0	-2
3 Sydney Affolter	02:39	0-1	0-1	0-0	0 0 0	1 0	0	0	0	0	0 0	-1
44 Addison O'Grady	04:04	0-0	0-0	0-0	0 0 0	0 1	0	0	0	0	0 0	1
45 Hannah Stuelke	07:46	1-2	0-1	0-0	1 1 2	1 0	2	1	1	0	0 0	0
Team					1 2 3		0	1				
Totals		28-67	13-36	10-13	6 22 28	10 13	79	15	11	9	1 5	-7



## IOWA

## BASKETBALL

@IOWAWBB

## BOX SCORES (GAMES 9-12)



Official Basketball Box Score - Final  
**Iowa at Wisconsin**  
12/04/22 Kohl Center, Madison  
2022-23 Women's Basketball

Game Time: 1:00 PM  
Game Duration: 1:48  
Attendance: 3,328

Officials: Tiara Cruise, Julie Krommenhoek, Xiomara Cruz-Johnson

Iowa - 102

Record: 6-3 (1-0)

NO. Name	Min	FG M-A	3P M-A	FT M-A	Rebounds OR DR TOT	Fouls PF FO	TP	AS	TO	ST	Blocks BS BA	+/-
14 McKenna Warnock	F 30:58	4-9	3-5	2-2	1 1 2	2 2	13	3	3	0	0	18
25 Monika Czinano	C 25:21	9-10	0-0	0-1	1 1 2	4 2	18	1	0	1	0	14
20 Kate Martin	G 21:01	1-4	1-3	0-0	1 1 2	2 0	3	4	1	2	1	23
22 Caitlin Clark	G 29:46	8-14	2-5	4-4	0 10 10	1 7	22	10	5	2	2	31
24 Gabbie Marshall	G 24:05	2-5	0-2	3-4	0 0 0	1 2	7	1	2	1	0	7
1 Molly Davis	22:59	5-5	3-3	0-0	0 1 1	4 1	13	1	1	0	0	18
3 Sydney Afoltor	13:05	1-2	0-1	1-1	2 1 3	0 1	3	2	2	1	0	6
44 Addison O'Grady	02:08	0-0	0-0	0-0	0 0 0	0 0	0	0	0	0	0	3
45 Hannah Stuelke	12:19	4-5	0-0	2-2	2 2 4	4 2	10	1	1	0	0	19
40 Sharon Goodman	04:51	2-3	0-0	0-0	0 0 0	1 4	0	0	0	0	1	6
2 Taylor McCabe	05:20	2-4	2-3	0-0	0 0 0	1 0	6	0	0	1	0	0
13 Shateah Wetering	04:23	1-1	1-1	0-0	0 0 0	0 0	3	0	1	0	0	3
34 AJ Ediger	03:44	0-0	0-0	0-0	0 1 1	0 0	0	1	0	1	0	2
Team					3 1 4		0					
Totals		39-62	12-23	12-16	10 25 35	19 18	102	24	16	9	3	31

Technical Fouls: NONE

Wisconsin - 71

Record: 3-7 (0-1)

NO. Name	Min	FG M-A	3P M-A	FT M-A	Rebounds OR DR TOT	Fouls PF FO	TP	AS	TO	ST	Blocks BS BA	+/-
25 Serah Williams	F 21:46	5-10	0-0	5-6	0 3 3	2 6	15	0	3	2	1	5
3 Brooke Schramek	G 22:55	1-4	1-2	4-4	0 0 1	5 2	7	2	3	2	1	0
5 Julie Pospisilova	G 35:29	1-13	0-6	4-4	1 0 1	3 4	6	1	3	1	0	-33
11 Maty Wilke	G 25:29	5-8	3-4	0-0	2 2 4	2 0	13	3	0	2	0	-6
12 Avery LaBarbera	G 35:16	1-8	0-3	4-4	0 5 5	1 3	6	1	1	0	0	-28
30 Sydney Hillard	23:20	5-8	0-0	1-1	2 1 3	2 2	11	2	5	0	0	-14
14 Krystyna Ellow	08:36	1-1	1-1	0-0	0 0 0	0 0	3	0	0	0	0	-11
15 Sanna Copeland	01:34	0-0	0-0	0-0	0 0 0	0 0	0	0	0	0	0	-5
4 Lily Krahn	13:05	2-2	2-2	0-0	0 0 0	0 1	8	0	0	0	0	-13
13 Ronnie Porter	07:38	0-0	0-0	2-2	0 0 0	2 1	2	0	1	0	0	-19
22 Tessa Towers	02:37	0-0	0-0	0-0	0 0 0	0 0	0	0	1	0	0	-1
2 Savannah White	02:15	0-0	0-0	0-0	0 0 0	0 0	0	0	0	0	0	-3
Team					0 2 2		0		1			
Totals		21-54	7-18	22-23	5 14 19	18 19	71	9	18	7	3	31

Technical Fouls: NONE

	IOWA	UW
Biggest lead	33 (4 <sup>th</sup> 1:05)	1 (1 <sup>st</sup> 9:11)
Best Scoring Run	12 (2 <sup>nd</sup> 6:04)	7 (3 <sup>rd</sup> 8:19)
Lead Changes	2	
Times Tied	3	
Time with Lead	37:17	00:17
Points from Turnovers	28	18
Paint	52	28
Second Chance	16	11
Fast Breaks	19	11
Bench	39	24
Period by Period Scoring		
1st	25	32
2nd	18	27
3rd	10	10
4th	10	2
TOT	63	71

Shooting By Period	1 <sup>st</sup>	2 <sup>nd</sup>	3 <sup>rd</sup>	4 <sup>th</sup>	GM
FG%	7-16 43.8%	2-5 40.0%	2-12 16.7%	8-16 50.0%	21-54 38.9%
3PT%	2-5 40.0%	2-6 33.3%	0-3 0.0%	5-10 50.0%	9-23 39.1%
FT%	5-6 83.3%	4-4 100%	2-2 100%	1-1 100%	12-23 52.2%
GM FG%	21-54 38.9%	7-18 38.9%	2-23 9.57%		

Dead Ball Rebounds: 3



Official Basketball Box Score - Final  
**Iowa St. at Iowa**  
12/07/22 Carver-Hawkeye Arena, Iowa City  
2022-23 Women's Basketball

Game Time: 6:00 PM  
Game Duration: 1:47  
Attendance: 13,802

Officials: Jesse Dickerson, Roy Gubeany, Nkhesha Thompson

Iowa St. - 57

Record: 6-2

NO. Name	Min	FG M-A	3P M-A	FT M-A	Rebounds OR DR TOT	Fouls PF FO	TP	AS	TO	ST	Blocks BS BA	+/-
10 Stephanie Soares	F 30:54	4-9	2-5	0-6	4 7 11	4 4	10	0	5	1	4	0
3 Denae Fritz	G 27:49	2-7	0-3	3-5	1 1 2	1 4	7	0	1	1	0	0
11 Emily Ryan	G 40:00	5-13	4-6	1-1	0 5 5	0 3	15	3	2	1	0	-13
21 Lexi Donarski	G 40:00	4-9	0-2	2-2	0 1 1	2 2	10	4	1	0	0	-13
24 Ashley Joens	G 38:38	5-13	3-8	2-2	0 7 7	1 4	15	2	3	3	0	-11
31 Morgan Kane	06:13	0-1	0-0	0-0	0 2 2	3 0	0	0	0	0	1	-8
13 Maggie Espenmiller-McCraw	10:57	0-0	0-0	0-0	0 1 1	1 0	0	0	1	0	0	-9
1 Nyamier Diew	02:36	0-2	0-2	0-0	0 1 1	0 0	0	0	0	0	0	-6
25 Beatriz Jordao	02:53	0-1	0-1	0-0	0 0 0	1 0	0	0	0	0	0	7
Team					2 2 4		0		2			
Totals		20-55	9-27	8-16	7 27 34	13 17	57	9	15	6	5	3

Technical Fouls: NONE

Shooting By Period	1 <sup>st</sup>	2 <sup>nd</sup>	3 <sup>rd</sup>	4 <sup>th</sup>	GM
FG%	4-18 22.2%	2-9 22.2%	6-12 50.0%	4-12 33.3%	20-55 36.4%
3PT%	2-9 22.2%	1-1 100%	3-6 50.0%	4-12 33.3%	9-27 33.3%
FT%	0-6 0.0%	0-0 0.0%	2-5 40.0%	5-10 50.0%	7-16 43.8%
GM FG%	20-55 36.4%	9-27 33.3%	8-16 50.0%		

Dead Ball Rebounds: 4

Iowa - 70

Record: 7-3

NO. Name	Min	FG M-A	3P M-A	FT M-A	Rebounds OR DR TOT	Fouls PF FO	TP	AS	TO	ST	Blocks BS BA	+/-
14 McKenna Warnock	F 30:18	3-8	1-4	2-2	2 4 6	4 2	9	2	1	1	0	18
25 Monika Czinano	C 28:08	6-14	0-0	6-6	2 8 10	3 7	18	1	0	0	2	5
20 Kate Martin	G 36:13	5-8	3-4	0-0	1 4 5	2 0	13	2	0	0	1	19
22 Caitlin Clark	G 38:40	7-20	4-9	1-2	1 7 8	2 3	19	8	5	5	0	13
24 Gabbie Marshall	G 25:52	1-2	1-2	0-0	0 3 3	1 0	3	0	0	0	0	2
1 Molly Davis	21:42	1-2	0-1	0-0	0 2 2	2 1	2	4	1	0	0	9
44 Addison O'Grady	11:52	3-6	0-0	0-0	0 1 1	1 0	6	1	1	0	1	8
45 Hannah Stuelke	04:55	0-1	0-0	0-0	0 1 1	1 0	0	0	0	1	0	-3
3 Sydney Afoltor	04:20	0-0	0-0	0-0	0 0 0	1 0	0	0	0	0	0	-6
Team					0 1 1		0		1			
Totals		28-61	9-20	9-10	8 32 40	17 13	70	18	10	7	3	5

Technical Fouls: NONE

	ISU	IOW
Biggest lead	7 (3 <sup>rd</sup> 8:43)	18 (4 <sup>th</sup> 2:39)
Best Scoring Run	11 (2 <sup>nd</sup> 2:36)	10 (3 <sup>rd</sup> 0:00)
Lead Changes	4	
Times Tied	3	
Time with Lead	10:02	26:59
Points from Turnovers	14	8
Paint	16	26
Second Chance	7	7
Fast Breaks	9	10
Bench	0	8
Period by Period Scoring		
1st	11	17
2nd	11	17
3rd	8	21
4th	8	5
TOT	38	61



Official Basketball Box Score - Final  
**Minnesota at Iowa**  
12/10/22 Carver-Hawkeye Arena, Iowa City  
2022-23 Women's Basketball

Game Time: 8:00 PM  
Game Duration: 1:52  
Attendance: 8,946

Officials: Brian Hall, Bryan Entlerline, Reynyana Seales

Minnesota - 64

Record: 5-5 (1-1)

NO. Name	Min	FG M-A	3P M-A	FT M-A	Rebounds OR DR TOT	Fouls PF FO	TP	AS	TO	ST	Blocks BS BA	+/-
4 Alanna Micheaux	F 19:32	2-9	0-0	2-4	0 1 1	4 2	6	0	2	1	2	-16
24 Mallory Heyer	F 31:13	3-8	2-7	0-0	2 7 9	3 2	8	0	1	0	0	-26
3 Amaya Battle	G 31:00	5-11	0-1	1-2	2 3 5	1 5	11	4	2	0	0	-18
30 Amaya Braun	G 32:15	5-16	2-5	2-2	0 1 1	1 1	14	0	4	3	0	-24
23 Katie Borowicz	G 26:09	1-6	0-3	5-6	1 2 3	3 4	7	1	7	0	0	-17
13 Deshae Ober	13:09	3-3	0-0	2-2	1 4 5	0 1	8	1	0	0	0	-3
14 Isabelle Gradwell	20:05	1-4	1-3	3-4	0 4 4	3 4	6	1	1	0	0	-9
15 Angelina Hammond	04:45	0-3	0-0	0-0	1 0 1	0 0	0	0	0	0	1	-10
5 Maggie Czinano	14:21	0-1	0-0	4-8	4 4 8	2 4	0	0	1	0	0	-2
21 Mi'Co Cayton	07:31	0-5	0-4	0-0	0 2 2	1 0	0	1	0	1	0	0
Team					2 1 3		0		0			
Totals		20-66	5-23	19-28	13 29 42	22 19	64	8	17	7	2	-23

Technical Fouls: NONE

Shooting By Period	1 <sup>st</sup>	2 <sup>nd</sup>	3 <sup>rd</sup>	4 <sup>th</sup>	GM
FG%	5-21 23.8%	1-5 20.0%	7-17 41.2%	3-10 30.0%	16-53 30.2%
3PT%	1-5 20.0%	2-7 28.6%	2-10 20.0%	1-3 33.3%	6-25 24.0%
FT%	2-4 50.0%	7-15 46.7%	1-1 100%	1-1 100%	11-20 55.0%
GM FG%	16-53 30.2%	6-23 26.1%	9-27 33.3%	4-13 30.8%	

Dead Ball Rebounds: 5

Iowa - 87

Record: 8-3 (2-0)



NO. Name	Min	FG M-A	3P M-A	FT M-A	Rebounds OR DR TOT	Fouls PF FO	TP	AS	TO	ST	Blocks BS BA	+/-
14 McKenna Warnock	F 25:21	5-7	1-3	1-2	3 7 10	2 1	12	4	3	0	0	11
25 Monika Czinano	C 24:27	11-17	0-0	0-1	0 5 5	5 4	22	2	1	0	1	19
20 Kate Martin	G 18:34	3-5	0-2	1-1	2 3 5	1 2	7	3	1	0	0	16
22 Caitlin Clark	G 35:14	11-26	4-9	6-8	2 8 10	2 6	32	9	2	4	0	23
24 Gabbie Marshall	G 22:59	0-6	0-6	0-0	0 1 1	0 2	0	1	3	1	0	21
1 Molly Davis	20:42	0-3	0-1	3-4	0 3 3	3 1	3	0	2	0	0	2
44 Addison O'Grady	10:25	1-2	0-0	0-0	0 3 3	3 1	2	0	1	0	0	0
45 Hannah Stuelke	09:23	0-1	0-0	3-6	2 2 4	1 3	3	1	1	0	0	10
3 Sydney Afoltor	20:01	0-1	0-0	2-2	2 1 3	0 2	2	1	1	3	1	0
2 Taylor McCabe	04:51	0-1	0-1	0-0	0 0 0	0 0	0	0	0	0	0	-1
13 Shateah Wetering	03:00	0-0	0-0	0-0	0 1 1	2 0	0	0	0	0	0	1
40 Sharon Goodman	03:00	1-2	0-0	0-0	0 1 1	0 2	0	1	0	0	0	3
34 AJ Ediger	02:03	1-1	0-0	0-0	0 1 1	0 0	2	0	0	0	0	1
Team					1 1 2		4	0	0	0	0	
Totals		33-72	5-22	16-24	12 37 49	19 22	87	24	14	2	2	23



# IOWA BASKETBALL

@IOWAWBB

## BOX SCORES (GAMES 13-16)

		Official Basketball Box Score - Final															Official Basketball Box Score - Final																																																																																																																																																																																																																																																																																																																																																																																																																																																																																																																																																																																																																																													
Dartmouth at Iowa																				Purdue at Iowa																																																																																																																																																																																																																																																																																																																																																																																																																																																																																																																																																																																																																																										
12/21/22 Carver-Hawkeye Arena, Iowa City																				12/29/22 Carver-Hawkeye Arena, Iowa City																																																																																																																																																																																																																																																																																																																																																																																																																																																																																																																																																																																																																																										
2022-23 Women's Basketball																				2022-23 Women's Basketball																																																																																																																																																																																																																																																																																																																																																																																																																																																																																																																																																																																																																																										
Game Time: 12:00 PM																				Game Time: 8:00 PM																																																																																																																																																																																																																																																																																																																																																																																																																																																																																																																																																																																																																																										
Game Duration: 1:41																				Game Duration: 1:45																																																																																																																																																																																																																																																																																																																																																																																																																																																																																																																																																																																																																																										
Attendance: 8,100																				Attendance: 11,342																																																																																																																																																																																																																																																																																																																																																																																																																																																																																																																																																																																																																																										
Officials: Brad Moxey, Mark Berger, Kristen Bell																				Officials: Cameron Inouye, Jesse Dickerson, Doug Knight																																																																																																																																																																																																																																																																																																																																																																																																																																																																																																																																																																																																																																										
Dartmouth - 54																				Purdue - 68																																																																																																																																																																																																																																																																																																																																																																																																																																																																																																																																																																																																																																										
Record: 2-11																				Record: 10-3 (1-2)																																																																																																																																																																																																																																																																																																																																																																																																																																																																																																																																																																																																																																										
<table><tr><th>NO. Name</th><th>Min</th><th>FG</th><th>3P</th><th>FT</th><th>Rebounds</th><th>Fouls</th><th>TP</th><th>AS</th><th>TO</th><th>ST</th><th>Blocks</th><th>+/-</th></tr><tr><td>13 Clare Meyer</td><td>F 23:50</td><td>3-6</td><td>0-0</td><td>1-3</td><td>3 4 7</td><td>1 4 7</td><td>3</td><td>2</td><td>2</td><td>0</td><td>1</td><td>-22</td></tr><tr><td>3 Mekkena Boyd</td><td>G 18:15</td><td>3-11</td><td>0-3</td><td>1-2</td><td>1 3 4</td><td>2 1 7</td><td>1</td><td>2</td><td>3</td><td>0</td><td>0</td><td>-34</td></tr><tr><td>5 Mia Curtis</td><td>G 16:17</td><td>1-6</td><td>1-3</td><td>0-0</td><td>0 3 3</td><td>0 0 3</td><td>1</td><td>1</td><td>1</td><td>0</td><td>0</td><td>-17</td></tr><tr><td>15 Victoria Page</td><td>G 20:18</td><td>1-10</td><td>1-6</td><td>0-0</td><td>0 1 1</td><td>4 0 3</td><td>0</td><td>3</td><td>1</td><td>0</td><td>0</td><td>-19</td></tr><tr><td>34 Emma Koch</td><td>G 20:37</td><td>0-4</td><td>0-3</td><td>3-4</td><td>2 1 3</td><td>2 3 3</td><td>1</td><td>5</td><td>0</td><td>1</td><td>0</td><td>-22</td></tr><tr><td>1 Karina Mitchell</td><td>12:10</td><td>0-1</td><td>0-0</td><td>0-0</td><td>0 0 0</td><td>3 0 0</td><td>0</td><td>0</td><td>0</td><td>0</td><td>0</td><td>-2</td></tr><tr><td>10 Olivia Lawlor</td><td>14:11</td><td>3-4</td><td>1-1</td><td>2-5</td><td>2 1 3</td><td>2 4 9</td><td>0</td><td>2</td><td>0</td><td>0</td><td>0</td><td>-16</td></tr><tr><td>2 Grace Niekelski</td><td>21:22</td><td>3-11</td><td>0-5</td><td>2-4</td><td>1 3 4</td><td>1 2 8</td><td>2</td><td>2</td><td>2</td><td>0</td><td>0</td><td>-16</td></tr><tr><td>22 Anna Nelson</td><td>19:42</td><td>1-2</td><td>1-2</td><td>0-0</td><td>0 2 0</td><td>0 3 0</td><td>0</td><td>1</td><td>0</td><td>0</td><td>0</td><td>-19</td></tr><tr><td>4 Allie Harland</td><td>21:04</td><td>4-5</td><td>3-4</td><td>0-0</td><td>0 1 1</td><td>2 1 11</td><td>2</td><td>2</td><td>0</td><td>0</td><td>0</td><td>-13</td></tr><tr><td>24 Lelya Stuart</td><td>06:45</td><td>0-1</td><td>0-0</td><td>0-0</td><td>0 0 0</td><td>1 0 0</td><td>0</td><td>1</td><td>0</td><td>0</td><td>0</td><td>-9</td></tr><tr><td>11 Camryn Foltz</td><td>05:29</td><td>0-0</td><td>0-0</td><td>0-0</td><td>0 2 2</td><td>1 0 0</td><td>0</td><td>0</td><td>0</td><td>1</td><td>0</td><td>-1</td></tr><tr><td>Team</td><td></td><td></td><td></td><td></td><td>2 1 3</td><td></td><td>0</td><td></td><td></td><td></td><td></td><td></td></tr><tr><td>Totals</td><td></td><td>19-61</td><td>7-27</td><td>9-18</td><td>11 22 33</td><td>19 15 54</td><td>10</td><td>20</td><td>8</td><td>1</td><td>3</td><td>-38</td></tr></table>																				NO. Name	Min	FG	3P	FT	Rebounds	Fouls	TP	AS	TO	ST	Blocks	+/-	13 Clare Meyer	F 23:50	3-6	0-0	1-3	3 4 7	1 4 7	3	2	2	0	1	-22	3 Mekkena Boyd	G 18:15	3-11	0-3	1-2	1 3 4	2 1 7	1	2	3	0	0	-34	5 Mia Curtis	G 16:17	1-6	1-3	0-0	0 3 3	0 0 3	1	1	1	0	0	-17	15 Victoria Page	G 20:18	1-10	1-6	0-0	0 1 1	4 0 3	0	3	1	0	0	-19	34 Emma Koch	G 20:37	0-4	0-3	3-4	2 1 3	2 3 3	1	5	0	1	0	-22	1 Karina Mitchell	12:10	0-1	0-0	0-0	0 0 0	3 0 0	0	0	0	0	0	-2	10 Olivia Lawlor	14:11	3-4	1-1	2-5	2 1 3	2 4 9	0	2	0	0	0	-16	2 Grace Niekelski	21:22	3-11	0-5	2-4	1 3 4	1 2 8	2	2	2	0	0	-16	22 Anna Nelson	19:42	1-2	1-2	0-0	0 2 0	0 3 0	0	1	0	0	0	-19	4 Allie Harland	21:04	4-5	3-4	0-0	0 1 1	2 1 11	2	2	0	0	0	-13	24 Lelya Stuart	06:45	0-1	0-0	0-0	0 0 0	1 0 0	0	1	0	0	0	-9	11 Camryn Foltz	05:29	0-0	0-0	0-0	0 2 2	1 0 0	0	0	0	1	0	-1	Team					2 1 3		0						Totals		19-61	7-27	9-18	11 22 33	19 15 54	10	20	8	1	3	-38	<table><tr><th>NO. Name</th><th>Min</th><th>FG</th><th>3P</th><th>FT</th><th>Rebounds</th><th>Fouls</th><th>TP</th><th>AS</th><th>TO</th><th>ST</th><th>Blocks</th><th>+/-</th></tr><tr><td>34 Caitlyn Harper</td><td>F 28:45</td><td>4-9</td><td>2-4</td><td>0-0</td><td>1 4 5</td><td>4 0 10</td><td>0</td><td>1</td><td>1</td><td>1</td><td>1</td><td>-9</td></tr><tr><td>5 Cassidy Hardin</td><td>G 28:29</td><td>4-11</td><td>2-8</td><td>0-0</td><td>0 4 4</td><td>1 1 10</td><td>1</td><td>2</td><td>1</td><td>0</td><td>0</td><td>-12</td></tr><tr><td>10 Jeanae Terry</td><td>G 34:01</td><td>2-8</td><td>0-2</td><td>0-0</td><td>2 6 8</td><td>1 0 4</td><td>7</td><td>1</td><td>3</td><td>0</td><td>1</td><td>-9</td></tr><tr><td>11 Lasha Petree</td><td>G 29:36</td><td>6-18</td><td>3-8</td><td>7-8</td><td>2 2 4</td><td>4 5 22</td><td>2</td><td>3</td><td>1</td><td>0</td><td>0</td><td>-2</td></tr><tr><td>33 Abbey Ellis</td><td>G 29:02</td><td>1-6</td><td>0-3</td><td>1-2</td><td>1 4 5</td><td>3 5 3</td><td>0</td><td>1</td><td>1</td><td>2</td><td>0</td><td>0</td></tr><tr><td>3 Jayla Smith</td><td>F 17:30</td><td>4-8</td><td>0-1</td><td>1-1</td><td>3 0 3</td><td>0 1 9</td><td>0</td><td>0</td><td>0</td><td>0</td><td>1</td><td>-9</td></tr><tr><td>33 Madison Layman</td><td>D 22:26</td><td>1-10</td><td>2-6</td><td>0-0</td><td>0 1 1</td><td>4 8 1</td><td>0</td><td>1</td><td>0</td><td>0</td><td>0</td><td>-15</td></tr><tr><td>35 Rickie Wolden</td><td>00:00</td><td>1-2</td><td>0-0</td><td>0-0</td><td>1 1 2</td><td>1 0 2</td><td>0</td><td>0</td><td>0</td><td>0</td><td>0</td><td>-9</td></tr><tr><td>14 Ava Learn</td><td>03:11</td><td>0-0</td><td>0-0</td><td>0-0</td><td>0 0 0</td><td>0 0 0</td><td>0</td><td>0</td><td>0</td><td>0</td><td>0</td><td>0</td></tr><tr><td>Team</td><td></td><td></td><td></td><td></td><td>1 4 5</td><td></td><td>0</td><td>1</td><td></td><td></td><td></td><td></td></tr><tr><td>Totals</td><td></td><td>25-72</td><td>9-31</td><td>9-11</td><td>11 26 37</td><td>18 13 68</td><td>12</td><td>12</td><td>9</td><td>1</td><td>3</td><td>-15</td></tr></table>																				NO. Name	Min	FG	3P	FT	Rebounds	Fouls	TP	AS	TO	ST	Blocks	+/-	34 Caitlyn Harper	F 28:45	4-9	2-4	0-0	1 4 5	4 0 10	0	1	1	1	1	-9	5 Cassidy Hardin	G 28:29	4-11	2-8	0-0	0 4 4	1 1 10	1	2	1	0	0	-12	10 Jeanae Terry	G 34:01	2-8	0-2	0-0	2 6 8	1 0 4	7	1	3	0	1	-9	11 Lasha Petree	G 29:36	6-18	3-8	7-8	2 2 4	4 5 22	2	3	1	0	0	-2	33 Abbey Ellis	G 29:02	1-6	0-3	1-2	1 4 5	3 5 3	0	1	1	2	0	0	3 Jayla Smith	F 17:30	4-8	0-1	1-1	3 0 3	0 1 9	0	0	0	0	1	-9	33 Madison Layman	D 22:26	1-10	2-6	0-0	0 1 1	4 8 1	0	1	0	0	0	-15	35 Rickie Wolden	00:00	1-2	0-0	0-0	1 1 2	1 0 2	0	0	0	0	0	-9	14 Ava Learn	03:11	0-0	0-0	0-0	0 0 0	0 0 0	0	0	0	0	0	0	Team					1 4 5		0	1					Totals		25-72	9-31	9-11	11 26 37	18 13 68	12	12	9	1	3	-15	<table><tr><th>NO. Name</th><th>Min</th><th>FG</th><th>3P</th><th>FT</th><th>Rebounds</th><th>Fouls</th><th>TP</th><th>AS</th><th>TO</th><th>ST</th><th>Blocks</th><th>+/-</th></tr><tr><td>1st FG%</td><td>5-18</td><td>27.8%</td><td></td><td></td><td></td><td></td><td></td><td></td><td></td><td></td><td></td><td></td></tr><tr><td>3PT%</td><td>2-6</td><td>33.3%</td><td></td><td></td><td></td><td></td><td></td><td></td><td></td><td></td><td></td><td></td></tr><tr><td>FT%</td><td>0-0</td><td>0%</td><td></td><td></td><td></td><td></td><td></td><td></td><td></td><td></td><td></td><td></td></tr><tr><td>2nd FG%</td><td>4-18</td><td>22.2%</td><td></td><td></td><td></td><td></td><td></td><td></td><td></td><td></td><td></td><td></td></tr><tr><td>3PT%</td><td>1-9</td><td>11.1%</td><td></td><td></td><td></td><td></td><td></td><td></td><td></td><td></td><td></td><td></td></tr><tr><td>FT%</td><td>2-2</td><td>100%</td><td></td><td></td><td></td><td></td><td></td><td></td><td></td><td></td><td></td><td></td></tr><tr><td>3rd FG%</td><td>8-17</td><td>47.1%</td><td></td><td></td><td></td><td></td><td></td><td></td><td></td><td></td><td></td><td></td></tr><tr><td>3PT%</td><td>3-9</td><td>33.3%</td><td></td><td></td><td></td><td></td><td></td><td></td><td></td><td></td><td></td><td></td></tr><tr><td>FT%</td><td>3-9</td><td>100%</td><td></td><td></td><td></td><td></td><td></td><td></td><td></td><td></td><td></td><td></td></tr><tr><td>4th FG%</td><td>8-19</td><td>42.1%</td><td></td><td></td><td></td><td></td><td></td><td></td><td></td><td></td><td></td><td></td></tr><tr><td>3PT%</td><td>3-7</td><td>42.9%</td><td></td><td></td><td></td><td></td><td></td><td></td><td></td><td></td><td></td><td></td></tr><tr><td>FT%</td><td>5-7</td><td>71.4%</td><td></td><td></td><td></td><td></td><td></td><td></td><td></td><td></td><td></td><td></td></tr><tr><td>GM FG%</td><td>25-72</td><td>34.7%</td><td></td><td></td><td></td><td></td><td></td><td></td><td></td><td></td><td></td><td></td></tr><tr><td>3PT%</td><td>9-31</td><td>29.0%</td><td></td><td></td><td></td><td></td><td></td><td></td><td></td><td></td><td></td><td></td></tr><tr><td>FT%</td><td>9-11</td><td>81.8%</td><td></td><td></td><td></td><td></td><td></td><td></td><td></td><td></td><td></td><td></td></tr></table>																				NO. Name	Min	FG	3P	FT	Rebounds	Fouls	TP	AS	TO	ST	Blocks	+/-	1st FG%	5-18	27.8%											3PT%	2-6	33.3%											FT%	0-0	0%											2nd FG%	4-18	22.2%											3PT%	1-9	11.1%											FT%	2-2	100%											3rd FG%	8-17	47.1%											3PT%	3-9	33.3%											FT%	3-9	100%											4th FG%	8-19	42.1%											3PT%	3-7	42.9%											FT%	5-7	71.4%											GM FG%	25-72	34.7%											3PT%	9-31	29.0%											FT%	9-11	81.8%											Technical Fouls: NONE																			
NO. Name	Min	FG	3P	FT	Rebounds	Fouls	TP	AS	TO	ST	Blocks	+/-																																																																																																																																																																																																																																																																																																																																																																																																																																																																																																																																																																																																																																																		
13 Clare Meyer	F 23:50	3-6	0-0	1-3	3 4 7	1 4 7	3	2	2	0	1	-22																																																																																																																																																																																																																																																																																																																																																																																																																																																																																																																																																																																																																																																		
3 Mekkena Boyd	G 18:15	3-11	0-3	1-2	1 3 4	2 1 7	1	2	3	0	0	-34																																																																																																																																																																																																																																																																																																																																																																																																																																																																																																																																																																																																																																																		
5 Mia Curtis	G 16:17	1-6	1-3	0-0	0 3 3	0 0 3	1	1	1	0	0	-17																																																																																																																																																																																																																																																																																																																																																																																																																																																																																																																																																																																																																																																		
15 Victoria Page	G 20:18	1-10	1-6	0-0	0 1 1	4 0 3	0	3	1	0	0	-19																																																																																																																																																																																																																																																																																																																																																																																																																																																																																																																																																																																																																																																		
34 Emma Koch	G 20:37	0-4	0-3	3-4	2 1 3	2 3 3	1	5	0	1	0	-22																																																																																																																																																																																																																																																																																																																																																																																																																																																																																																																																																																																																																																																		
1 Karina Mitchell	12:10	0-1	0-0	0-0	0 0 0	3 0 0	0	0	0	0	0	-2																																																																																																																																																																																																																																																																																																																																																																																																																																																																																																																																																																																																																																																		
10 Olivia Lawlor	14:11	3-4	1-1	2-5	2 1 3	2 4 9	0	2	0	0	0	-16																																																																																																																																																																																																																																																																																																																																																																																																																																																																																																																																																																																																																																																		
2 Grace Niekelski	21:22	3-11	0-5	2-4	1 3 4	1 2 8	2	2	2	0	0	-16																																																																																																																																																																																																																																																																																																																																																																																																																																																																																																																																																																																																																																																		
22 Anna Nelson	19:42	1-2	1-2	0-0	0 2 0	0 3 0	0	1	0	0	0	-19																																																																																																																																																																																																																																																																																																																																																																																																																																																																																																																																																																																																																																																		
4 Allie Harland	21:04	4-5	3-4	0-0	0 1 1	2 1 11	2	2	0	0	0	-13																																																																																																																																																																																																																																																																																																																																																																																																																																																																																																																																																																																																																																																		
24 Lelya Stuart	06:45	0-1	0-0	0-0	0 0 0	1 0 0	0	1	0	0	0	-9																																																																																																																																																																																																																																																																																																																																																																																																																																																																																																																																																																																																																																																		
11 Camryn Foltz	05:29	0-0	0-0	0-0	0 2 2	1 0 0	0	0	0	1	0	-1																																																																																																																																																																																																																																																																																																																																																																																																																																																																																																																																																																																																																																																		
Team					2 1 3		0																																																																																																																																																																																																																																																																																																																																																																																																																																																																																																																																																																																																																																																							
Totals		19-61	7-27	9-18	11 22 33	19 15 54	10	20	8	1	3	-38																																																																																																																																																																																																																																																																																																																																																																																																																																																																																																																																																																																																																																																		
NO. Name	Min	FG	3P	FT	Rebounds	Fouls	TP	AS	TO	ST	Blocks	+/-																																																																																																																																																																																																																																																																																																																																																																																																																																																																																																																																																																																																																																																		
34 Caitlyn Harper	F 28:45	4-9	2-4	0-0	1 4 5	4 0 10	0	1	1	1	1	-9																																																																																																																																																																																																																																																																																																																																																																																																																																																																																																																																																																																																																																																		
5 Cassidy Hardin	G 28:29	4-11	2-8	0-0	0 4 4	1 1 10	1	2	1	0	0	-12																																																																																																																																																																																																																																																																																																																																																																																																																																																																																																																																																																																																																																																		
10 Jeanae Terry	G 34:01	2-8	0-2	0-0	2 6 8	1 0 4	7	1	3	0	1	-9																																																																																																																																																																																																																																																																																																																																																																																																																																																																																																																																																																																																																																																		
11 Lasha Petree	G 29:36	6-18	3-8	7-8	2 2 4	4 5 22	2	3	1	0	0	-2																																																																																																																																																																																																																																																																																																																																																																																																																																																																																																																																																																																																																																																		
33 Abbey Ellis	G 29:02	1-6	0-3	1-2	1 4 5	3 5 3	0	1	1	2	0	0																																																																																																																																																																																																																																																																																																																																																																																																																																																																																																																																																																																																																																																		
3 Jayla Smith	F 17:30	4-8	0-1	1-1	3 0 3	0 1 9	0	0	0	0	1	-9																																																																																																																																																																																																																																																																																																																																																																																																																																																																																																																																																																																																																																																		
33 Madison Layman	D 22:26	1-10	2-6	0-0	0 1 1	4 8 1	0	1	0	0	0	-15																																																																																																																																																																																																																																																																																																																																																																																																																																																																																																																																																																																																																																																		
35 Rickie Wolden	00:00	1-2	0-0	0-0	1 1 2	1 0 2	0	0	0	0	0	-9																																																																																																																																																																																																																																																																																																																																																																																																																																																																																																																																																																																																																																																		
14 Ava Learn	03:11	0-0	0-0	0-0	0 0 0	0 0 0	0	0	0	0	0	0																																																																																																																																																																																																																																																																																																																																																																																																																																																																																																																																																																																																																																																		
Team					1 4 5		0	1																																																																																																																																																																																																																																																																																																																																																																																																																																																																																																																																																																																																																																																						
Totals		25-72	9-31	9-11	11 26 37	18 13 68	12	12	9	1	3	-15																																																																																																																																																																																																																																																																																																																																																																																																																																																																																																																																																																																																																																																		
NO. Name	Min	FG	3P	FT	Rebounds	Fouls	TP	AS	TO	ST	Blocks	+/-																																																																																																																																																																																																																																																																																																																																																																																																																																																																																																																																																																																																																																																		
1st FG%	5-18	27.8%																																																																																																																																																																																																																																																																																																																																																																																																																																																																																																																																																																																																																																																												
3PT%	2-6	33.3%																																																																																																																																																																																																																																																																																																																																																																																																																																																																																																																																																																																																																																																												
FT%	0-0	0%																																																																																																																																																																																																																																																																																																																																																																																																																																																																																																																																																																																																																																																												
2nd FG%	4-18	22.2%																																																																																																																																																																																																																																																																																																																																																																																																																																																																																																																																																																																																																																																												
3PT%	1-9	11.1%																																																																																																																																																																																																																																																																																																																																																																																																																																																																																																																																																																																																																																																												
FT%	2-2	100%																																																																																																																																																																																																																																																																																																																																																																																																																																																																																																																																																																																																																																																												
3rd FG%	8-17	47.1%																																																																																																																																																																																																																																																																																																																																																																																																																																																																																																																																																																																																																																																												
3PT%	3-9	33.3%																																																																																																																																																																																																																																																																																																																																																																																																																																																																																																																																																																																																																																																												
FT%	3-9	100%																																																																																																																																																																																																																																																																																																																																																																																																																																																																																																																																																																																																																																																												
4th FG%	8-19	42.1%																																																																																																																																																																																																																																																																																																																																																																																																																																																																																																																																																																																																																																																												
3PT%	3-7	42.9%																																																																																																																																																																																																																																																																																																																																																																																																																																																																																																																																																																																																																																																												
FT%	5-7	71.4%																																																																																																																																																																																																																																																																																																																																																																																																																																																																																																																																																																																																																																																												
GM FG%	25-72	34.7%																																																																																																																																																																																																																																																																																																																																																																																																																																																																																																																																																																																																																																																												
3PT%	9-31	29.0%																																																																																																																																																																																																																																																																																																																																																																																																																																																																																																																																																																																																																																																												
FT%	9-11	81.8%																																																																																																																																																																																																																																																																																																																																																																																																																																																																																																																																																																																																																																																												

Iowa - 92

Record: 10-3

NO. Name	Min	FG	3P	FT	Rebounds	Fouls	TP	AS	TO	ST	Blocks	+/-
		M-A	M-A		DR	PF					BS	BA
14 McKenna Warnock	F 18:30	6-8	2-3	0-0	0 3 3	4 3 14	2	0	2	1	0	34
25 Monika Czinano	C 23:18	10-14	0-1	0-1	1 3 4	2 4 20	1	1	1	0	0	43
20 Kate Martin	G 23:08	1-1	1-1	1-2	0 3 3	1 1 4	13	1	1	0	0	30
22 Caitlin Clark	G 26:00	5-8	2-3	8-9	0 10 10	0 8 20	6	6	1	0	0	30
24 Gabbie Marshall	G 19:51	1-5	0-2	1-2	1 1 2	0 1 3	0	0	2	1	0	22
1 Molly Davis	20:41	3-3	2-2	0-0	0 0 0	0 0 8	1	0	1	0	0	5
45 Hannah Stuelke	15:59	1-4	0-0	0-0	0 4 4	3 0 0	2	1	2	0	0	-1
34 AJ Ediger	08:27	5-7	0-0	0-0	0 3 1	4 2 0	10	1	0	0	0	1
3 Sydney Affolter	13:59	0-1	0-0	3-4	1 4 5	2 2 3	2	2	0	1	1	4
2 Taylor McCabe	13:28	2-3	2-3	0-0	0 1 1	0 0 6	2	1	0	0	0	19
40 Sharon Goodman	04:25	0-4	0-0	0-0	0 2 2	0 0 0	0	1	0	0	0	0
44 Addison O'Grady	03:49	0-0	0-0	0-0	0 0 0	0 0 0	0	0	0	0	0	-6
13 Shateah Wetering	05:31	0-3	0-2	0-0	0 1 1	1 0 0	0	1	1	0	0	5
23 Jada Giamfi	02:53	1-2	0-1	0-0	1 3 4	0 0 2	1	1	0	0	0	4
Team					1 0 1	0	0					
Totals		35-63	9-18	13-18	8 36 44	15 19 92	30	16	9	3	1	38

Technical Fouls: NONE

Iowa - 83

Record: 11-3 (3-0)



NO. Name	Min	FG	3P	FT	Rebounds	Fouls	TP	AS	TO	ST	Blocks	+/-
		M-A	M-A		DR	PF					BS	BA
14 McKenna Warnock	F 33:44	7-10	5-7	0-0	2 7 9	0 1 19	1	1	3	0	0	15
25 Monika Czinano	C 28:08	3-8	0-0	6-8	2 3 5	1 6 12	2	2	0	1	1	10
20 Kate Martin	G 27:25	2-7	1-5	0-0	1 7 8	3 0 6	5	3	3	2	0	9
22 Caitlin Clark	G 31:10	7-16	4-10	6-9	0 6 6	4 6 24	5	3	1	0	0	16
24 Gabbie Marshall	G 27:16	1-4	0-3	2-4	1 1 2	0 2 4	1	1	2	0	0	9
1 Molly Davis	20:17	0-3	0-1	1-2	0 1 1	0 1 1	1	1	1	0	0	9
34 AJ Ediger	04:04	0-2	0-0	0-0	1 1 2	0 0 0	0	1	0	0	0	0
3 Sydney Affolter	10:18	3-3	1-1	0-0	0 5 5	2 2 0	7	1	1	0	0	10
45 Hannah Stuelke	04:17	5-6	0-0	1-4	4 6 10	2 2 11	0	1	1	0	2	8
44 Addison O'Grady	02:16	0-0	0-0	0-0	0 0 0	0 0 0	0	0	0	0	0	-2
40 Sharon Goodman	01:25	0-0	0-0	0-0	0 0 0	0 1 0	0	0	0	0	0	-1
2 Taylor McCabe	01:17	0-0	0-0	0-0	0 0 0	0 0 0	0	0	0	0	0	-4
13 Shateah Wetering	01:17	0-0	0-0	0-0	0 0 0	0 0 0	0	0	0	0	0	-4
Team					0 0 0	0	0	1				
Totals		28-59	11-27	16-27	11 37 48	13 18 83	15	15	6	3	1	15

Technical Fouls: NONE

PUR

UI

Biggest lead		DRT		UI		Points from Turnovers		DRT		UI		Period by Period Scoring	
0 (1st 10:00)		38 (4th 0:10)		Paint		18		19		15		1st 2nd 3rd 4th TOT	
Best Scoring Run		5 (1st 2:26)		Second Chance		5		19		15		12 11 21 24 68	
Lead Changes		0		Fast Breaks		2		34		20		24 14 25 83	
Times Tied		0		Bench		31		34		19			
Time with Lead		00:00		39:40									

		Official Basketball Box Score - Final <b>Iowa at Illinois</b> 01/01/23 State Farm Center, Champaign 2022-23 Women's Basketball										Game Time: 2:00 PM Game Duration: 2:00 Attendance: 4,803												Official Basketball Box Score - Final <b>Iowa at Michigan</b> 01/07/23 Crisler Center, Ann Arbor 2022-23 Women's Basketball										Game Time: 4:30 PM Game Duration: 1:54 Attendance: 10,131																																																																																																																																																																																																																																												
Iowa - 86										Record: 11-4 (3-1)										Officials: Tim Daley, Natasha Cammy, Natasha Harris										Iowa - 94										Record: 12-4 (4-1)										Officials: Dee Carter, Lisa Jones, Bruce Morris																																																																																																																																																																																																																												
<table><tr><th>NO. Name</th><th>Min</th><th>FG</th><th>M-A</th><th>3P</th><th>M-A</th><th>FT</th><th>M-A</th><th>Rebounds</th><th>OR</th><th>DR</th><th>PF</th><th>FD</th><th>TP</th><th>AS</th><th>TO</th><th>ST</th><th>Blocks</th><th>BS</th><th>BA</th><th>+/-</th></tr><tr><td>14 McKenna Warnock</td><td>F 37:36</td><td>4-8</td><td>2-4</td><td>7-8</td><td>3</td><td>3</td><td>6</td><td>2</td><td>4</td><td>17</td><td>3</td><td>3</td><td>0</td><td>0</td><td>0</td><td>0</td><td>0</td><td>0</td><td>0</td><td>-2</td></tr><tr><td>25 Monika Czinano</td><td>C 33:08</td><td>11-17</td><td>0-0</td><td>2-3</td><td>1</td><td>5</td><td>6</td><td>3</td><td>7</td><td>24</td><td>1</td><td>2</td><td>2</td><td>2</td><td>0</td><td>0</td><td>0</td><td>0</td><td>0</td><td>1</td></tr><tr><td>20 Kate Martin</td><td>G 37:04</td><td>2-6</td><td>2-3</td><td>0-0</td><td>0</td><td>3</td><td>3</td><td>2</td><td>1</td><td>6</td><td>4</td><td>2</td><td>0</td><td>0</td><td>0</td><td>0</td><td>0</td><td>0</td><td>0</td><td>-2</td></tr><tr><td>22 Caitlin Clark</td><td>G 36:54</td><td>11-27</td><td>7-14</td><td>3-3</td><td>1</td><td>4</td><td>5</td><td>5</td><td>8</td><td>32</td><td>7</td><td>5</td><td>0</td><td>0</td><td>0</td><td>0</td><td>2</td><td>4</td><td>0</td><td>4</td></tr><tr><td>24 Gabbie Marshall</td><td>G 32:18</td><td>1-3</td><td>1-2</td><td>0-0</td><td>0</td><td>1</td><td>1</td><td>2</td><td>0</td><td>3</td><td>2</td><td>0</td><td>2</td><td>0</td><td>0</td><td>0</td><td>0</td><td>0</td><td>0</td><td>6</td></tr><tr><td>45 Hannah Stueke</td><td>09:16</td><td>1-3</td><td>0-0</td><td>2-4</td><td>0</td><td>0</td><td>0</td><td>1</td><td>2</td><td>4</td><td>0</td><td>0</td><td>0</td><td>0</td><td>0</td><td>0</td><td>0</td><td>0</td><td>0</td><td>-13</td></tr><tr><td>1 Molly Davis</td><td>10:48</td><td>0-0</td><td>0-0</td><td>0-0</td><td>0</td><td>2</td><td>2</td><td>2</td><td>0</td><td>0</td><td>0</td><td>2</td><td>2</td><td>1</td><td>1</td><td>0</td><td>0</td><td>0</td><td>0</td><td>-18</td></tr><tr><td>3 Sydney Affolter</td><td>02:56</td><td>0-0</td><td>0-0</td><td>0-0</td><td>0</td><td>0</td><td>1</td><td>1</td><td>0</td><td>0</td><td>0</td><td>0</td><td>0</td><td>0</td><td>0</td><td>0</td><td>0</td><td>0</td><td>0</td><td>-2</td></tr><tr><td>Team</td><td></td><td></td><td></td><td></td><td></td><td></td><td></td><td>4</td><td>2</td><td>6</td><td></td><td></td><td></td><td></td><td></td><td></td><td></td><td></td><td></td><td></td></tr><tr><td>Totals</td><td></td><td>30-64</td><td>12-23</td><td>14-18</td><td>9</td><td>21</td><td>30</td><td>17</td><td>22</td><td>86</td><td>19</td><td>14</td><td>5</td><td>1</td><td>4</td><td>1</td><td>4</td><td>0</td><td>0</td><td>-4</td></tr></table>										NO. Name	Min	FG	M-A	3P	M-A	FT	M-A	Rebounds	OR	DR	PF	FD	TP	AS	TO	ST	Blocks	BS	BA	+/-	14 McKenna Warnock	F 37:36	4-8	2-4	7-8	3	3	6	2	4	17	3	3	0	0	0	0	0	0	0	-2	25 Monika Czinano	C 33:08	11-17	0-0	2-3	1	5	6	3	7	24	1	2	2	2	0	0	0	0	0	1	20 Kate Martin	G 37:04	2-6	2-3	0-0	0	3	3	2	1	6	4	2	0	0	0	0	0	0	0	-2	22 Caitlin Clark	G 36:54	11-27	7-14	3-3	1	4	5	5	8	32	7	5	0	0	0	0	2	4	0	4	24 Gabbie Marshall	G 32:18	1-3	1-2	0-0	0	1	1	2	0	3	2	0	2	0	0	0	0	0	0	6	45 Hannah Stueke	09:16	1-3	0-0	2-4	0	0	0	1	2	4	0	0	0	0	0	0	0	0	0	-13	1 Molly Davis	10:48	0-0	0-0	0-0	0	2	2	2	0	0	0	2	2	1	1	0	0	0	0	-18	3 Sydney Affolter	02:56	0-0	0-0	0-0	0	0	1	1	0	0	0	0	0	0	0	0	0	0	0	-2	Team								4	2	6											Totals		30-64	12-23	14-18	9	21	30	17	22	86	19	14	5	1	4	1	4	0	0	-4	Shooting By Period 1st FG% 7-15 46.7% 3PT% 2-5 40.0% FT% 2-2 100% 2nd FG% 6-15 40.0% 3PT% 2-3 66.7% FT% 1-2 50% 3rd FG% 7-17 41.2% 3PT% 4-7 57.1% FT% 7-10 70% 4th FG% 10-17 58.8% GM FG% 30-64 46.9% 3PT% 12-23 52.2% FT% 14-18 77.8%										Shooting By Period 1st FG% 7-13 53.8% 3PT% 3-6 50.0% FT% 1-1 100% 2nd FG% 9-16 56.3% 3PT% 2-4 50.0% FT% 3-3 100% 3rd FG% 9-17 52.9% 3PT% 1-6 16.7% FT% 6-6 100% 4th FG% 9-11 81.8% 3PT% 3-4 75.0% FT% 7-8 87.5% GM FG% 34-57 59.6% 3PT% 9-20 45.0% FT% 17-18 94.4%										Technical Fouls: NONE									
NO. Name	Min	FG	M-A	3P	M-A	FT	M-A	Rebounds	OR	DR	PF	FD	TP	AS	TO	ST	Blocks	BS	BA	+/-																																																																																																																																																																																																																																																										
14 McKenna Warnock	F 37:36	4-8	2-4	7-8	3	3	6	2	4	17	3	3	0	0	0	0	0	0	0	-2																																																																																																																																																																																																																																																										
25 Monika Czinano	C 33:08	11-17	0-0	2-3	1	5	6	3	7	24	1	2	2	2	0	0	0	0	0	1																																																																																																																																																																																																																																																										
20 Kate Martin	G 37:04	2-6	2-3	0-0	0	3	3	2	1	6	4	2	0	0	0	0	0	0	0	-2																																																																																																																																																																																																																																																										
22 Caitlin Clark	G 36:54	11-27	7-14	3-3	1	4	5	5	8	32	7	5	0	0	0	0	2	4	0	4																																																																																																																																																																																																																																																										
24 Gabbie Marshall	G 32:18	1-3	1-2	0-0	0	1	1	2	0	3	2	0	2	0	0	0	0	0	0	6																																																																																																																																																																																																																																																										
45 Hannah Stueke	09:16	1-3	0-0	2-4	0	0	0	1	2	4	0	0	0	0	0	0	0	0	0	-13																																																																																																																																																																																																																																																										
1 Molly Davis	10:48	0-0	0-0	0-0	0	2	2	2	0	0	0	2	2	1	1	0	0	0	0	-18																																																																																																																																																																																																																																																										
3 Sydney Affolter	02:56	0-0	0-0	0-0	0	0	1	1	0	0	0	0	0	0	0	0	0	0	0	-2																																																																																																																																																																																																																																																										
Team								4	2	6																																																																																																																																																																																																																																																																				
Totals		30-64	12-23	14-18	9	21	30	17	22	86	19	14	5	1	4	1	4	0	0	-4																																																																																																																																																																																																																																																										

Illinois - 90														Record: 13-2 (3-1)														Dead Ball Rebounds: 3, 1														Michigan - 85														Record: 13-3 (3-2)														Dead Ball Rebounds: 2, 1													
NO. Name														Min	FG	3P	FT	Rebounds	Fouls	TP	AS	TO	ST	Blocks	+/-	Shooting By Period														Shooting By Period														Shooting By Period																													
															M-A	M-A	M-A	OR DR TOT	PF FO					BS BA		1st FG% 6-14 42.9%														1st FG% 8-19 42.1%														1st FG% 8-19 42.1%																													
23 Brynn Shoup-Hill														F 21:35	1-1	1-1	0-0	0 3 3	4 0 3	1	1	1	0	0	0	4	3PT% 1-3 33.3%														3PT% 1-3 33.3%														3PT% 1-3 33.3%																												
44 Kendall Bostic														F 28:09	7-7	0-0	3-6	4 8 12	4 4 17	3	2	1	0	0	0	5	FT% 0-0 0%														FT% 0-0 0%														FT% 0-0 0%																												
1 Genesis Bryant														G 25:33	8-10	3-5	5-5	1 3 4	2 6 24	3	4	1	0	0	0	2	2nd FG% 12-18 66.7%														2nd FG% 12-18 66.7%														2nd FG% 12-18 66.7%																												
3 Makira Cook														G 37:23	7-23	1-7	5-5	1 3 4	3 4 20	3	2	0	0	0	1	-2	3PT% 2-5 40.0%														3PT% 2-5 40.0%														3PT% 2-5 40.0%																												
24 Adella McKenzie														G 36:48	7-16	0-0	2-3	2 3 5	4 2 16	5	2	3	0	0	3		FT% 5-6 83.3%														FT% 5-6 83.3%														FT% 5-6 83.3%																												
11 Jada Peebles														23:39	3-4	2-3	0-0	1 0 1	0 0 8	1	1	1	0	0	-2	3rd FG% 8-18 44.4%														3rd FG% 8-18 44.4%														3rd FG% 8-18 44.4%																													
21 Aicha Ndour														01:43	0-0	0-0	0-0	0 0 0	3 0 0	0	0	1	0	0	-6	3PT% 2-6 33.3%														3PT% 2-6 33.3%														3PT% 2-6 33.3%																													
12 Jayla Oden														15:15	1-4	0-3	0-0	0 0 0	1 1 2	0	2	0	1	0	11	FT% 5-7 71.4%														FT% 5-7 71.4%														FT% 5-7 71.4%																													
14 Geovana Lopes														09:55	0-0	0-0	0-0	0 1 1	1 0 0	0	0	0	1	0	5	4th FG% 8-15 53.3%														4th FG% 8-15 53.3%														4th FG% 8-15 53.3%																													
Team																		2 4 6		0	0				3PT% 2-3 66.7%														3PT% 2-3 66.7%														3PT% 2-3 66.7%																														
Totals															34-65	7-17	15-19	11 25 36	22 17 90	16	15	7	4	1	4	GM FG% 34-65 52.3%														GM FG% 34-65 52.3%														GM FG% 34-65 52.3%																													
																									3PT% 7-17 41.2%														3PT% 7-17 41.2%														3PT% 7-17 41.2%																														
																									FT% 15-19 78.9%														FT% 15-19 78.9%														FT% 15-19 78.9%																														
																									Dead Ball Rebounds: 2, 1														Dead Ball Rebounds: 2, 1														Dead Ball Rebounds: 2, 1																														
																									Technical Fouls: NONE														Technical Fouls: NONE														Technical Fouls: NONE																														
																									3PT% 15-19 78.9%														3PT% 15-19 78.9%														3PT% 15-19 78.9%																														
																									Dead Ball Rebounds: 2, 1														Dead Ball Rebounds: 2, 1														Dead Ball Rebounds: 2, 1																														
																									3PT% 7-16 43.8%														3PT% 7-16 43.8%														3PT% 7-16 43.8%																														
																									FT% 6-7 85.7%														FT% 6-7 85.7%														FT% 6-7 85.7%																														
																									Dead Ball Rebounds: 1, 1														Dead Ball Rebounds: 1, 1														Dead Ball Rebounds: 1, 1																														

Biggest lead		IOW		ILL		Points from Turnovers		IOW		ILL		Period by Period Scoring	
5 (1st 0:42)		13 (3rd 9:39)		Paint		30		18		15		1st 2nd 3rd 4th TOT	
Best Scoring Run		8 (1st 0:42)		Second Chance		12		18		15		18 23 25 28 86	
Lead Changes		7		Fast Breaks		6		31		13		23 23 90	
Times Tied		5		Bench		4							
Time with Lead		10:41		27:17									





## IOWA

## BASKETBALL

@IOWAWBB

## BOX SCORES (GAME 17-20)



Official Basketball Box Score - Final  
**Northwestern at Iowa**  
01/11/23 Carver-Hawkeye Arena, Iowa City  
2022-23 Women's Basketball

Game Time: 6:30 PM  
Game Duration: 1:40  
Attendance: 5,394

Officials: Kevin Peltier, Angie Erlund, Doug Knight

Northwestern - 64

Record: 6-10 (0-6)

NO. Name	Min	FG	3P	FT	Rebounds	Fouls	TP	AS	TO	ST	Blocks	+/
		M-A	M-A	M-A	OR DR TOT	PF	FD				BS BA	
10 Caleigh Walsh	F 23:24	9-18	2-3	2-2	2 3 5	2 2	22	0	0	0	1 1	-12
20 Paige Mott	F 14:46	2-5	0-0	2-2	2 0 2	3 1	6	2	0	0	1 1	-4
0 Kaylah Rainey	G 25:46	1-5	0-3	2-2	1 3 4	1 1	4	2	4	3	0 0	-16
3 Sydney Wood	G 37:46	3-9	1-2	2-2	2 0 2	3 1	9	2	2	3	1 1	-29
23 Jasmine McWilliams	G 23:23	2-8	0-2	0-2	1 0 1	0 0	4	5	0	0	0 1	-16
4 Jillian Brown	18:01	1-5	0-2	0-0	1 1 2	0 0	2	0	1	3	0 0	-25
15 Courtney Shaw	19:57	1-5	0-0	2-2	1 4 5	1 3	4	2	0	0	1 2	-25
2 Caroline Lau	20:51	2-7	1-3	0-1	1 2 3	2 1	5	1	2	2	0 1	-18
11 Haley Weaver	06:11	0-0	0-0	0-0	1 1 2	0 0	0	0	0	0	0 0	1
22 Alana Goodchild	06:14	2-3	1-2	0-0	0 0 0	1 0	5	0	0	0	0 0	-1
13 Mercy Ademusayo	03:41	1-1	0-0	1-2	0 0 0	0 1	1	3	0	0	0 0	0
Team					2 3 5		0					
Totals		24-66	5-17	11-15	12 17 29	16 10	64	14	9	11	3 7	-29

Technical Fouls: NONE

Dead Ball Rebounds: 3/0

Iowa - 93

Record: 13-4 (5-1)

NO. Name	Min	FG	3P	FT	Rebounds	Fouls	TP	AS	TO	ST	Blocks	+/
		M-A	M-A	M-A	OR DR TOT	PF	FD				BS BA	
14 McKenna Warnock	F 27:29	4-7	0-1	2-2	2 6 8	3 1	10	1	2	1	2 1	18
25 Monika Czinano	C 29:04	6-8	0-0	6-7	0 6 6	2 5	18	3	2	0	3 1	23
20 Kate Martin	G 23:25	3-5	2-3	0-0	0 2 0	2 0	8	2	0	0	0 0	16
22 Caitlin Clark	G 32:18	6-14	4-8	4-6	0 9 9	2 3	29	14	4	1	1 0	32
24 Gabbie Marshall	G 19:58	1-3	1-3	0-0	0 1 1	0 0	3	1	1	2	0 0	2
1 Molly Davis	21:39	1-3	0-1	0-0	1 1 2	0 0	2	2	3	0	1 0	23
3 Sydney Afoltter	14:21	3-4	0-1	0-0	1 1 2	0 0	6	1	1	0	0 0	13
45 Hannah Stuelke	14:28	8-11	0-0	1-2	4 5 9	1 5	17	2	0	0	1 0	17
2 Taylor McCabe	06:05	1-2	1-2	0-0	0 0 0	1 0	3	0	0	0	0 0	1
13 Shateah Wetering	03:46	0-0	0-0	1-2	0 0 0	0 1	1	0	1	0	0 0	1
34 AJ Ediger	01:27	0-0	0-0	0-0	0 0 0	0 0	0	0	0	0	0 0	0
23 Jada Giamfi	02:14	0-0	0-0	0-0	1 0 1	0 0	0	1	0	0	0 0	0
44 Addison O'Grady	02:14	1-1	0-0	0-0	0 0 0	0 0	2	0	0	0	0 0	0
40 Sharon Goodman	01:32	1-1	0-0	1-1	0 0 0	0 0	1	3	0	0	0 0	-1
Team					0 2 2		0					
Totals		35-59	8-19	15-20	10 31 41	11 16	93	27	14	5	7 3	29

Technical Fouls: Clark 3<sup>rd</sup> 8<sup>th</sup> 27

Dead Ball Rebounds: 2/0

	NW	UI
Biggest lead	5 (1 <sup>st</sup> 8:09)	31 (4 <sup>th</sup> 6:03)
Best Scoring Run	6 (2 <sup>nd</sup> 2:44)	12 (4 <sup>th</sup> 8:34)
Lead Changes	1	1
Times Tied	3	0
Time with Lead	02:52	34:40

Points from	NW	UI
Turnovers	13	6
Paint	32	52
Second Chance	15	16
Fast Breaks	2	20
Bench	19	34

Period by Period Scoring					
	1st	2nd	3rd	4th	TOT
NW	16	16	15	17	64
UI	22	25	25	21	93



Official Basketball Box Score - Final  
**Penn St. at Iowa**  
01/14/23 Carver-Hawkeye Arena, Iowa City  
2022-23 Women's Basketball

Game Time: 11:30 AM  
Game Duration: 1:54  
Attendance: 12,436

Officials: Nykhesha Thompson, Bryan Entenrie, Lauren Nemiera

Penn St. - 67

Record: 11-7 (2-5)

NO. Name	Min	FG	3P	FT	Rebounds	Fouls	TP	AS	TO	ST	Blocks	+/
		M-A	M-A	M-A	OR DR TOT	PF	FD				BS BA	
14 Chanaya Pinto	F 18:22	0-2	0-1	0-0	2 2 4	4 2	0	0	4	0	0 0	-13
24 Alexa Williamson	F 11:34	2-2	0-0	0-0	0 0 0	1 0	4	1	0	0	0 0	-11
4 Shay Ciezki	G 37:32	7-17	2-8	4-4	1 6 7	4 3	20	3	3	3	0 0	-38
5 Leilani Kapinus	G 32:25	4-10	0-3	8-12	1 4 5	2 8	16	1	6	4	2 0	-42
20 Makenna Marisa	G 33:02	2-13	0-4	1-2	0 4 4	1 1	5	1	2	1	0 0	-45
11 Anna Camden	19:53	0-2	0-2	2-2	0 2 2	4 1	2	1	3	1	2 0	-28
33 Johnasia Cash	07:14	1-2	0-0	2-2	1 1 2	4 1	0	0	0	0	0 0	-10
23 Taniyah Thompson	19:30	5-9	0-1	3-3	3 0 3	3 2	13	1	1	1	0 0	-17
1 Ali Brigham	07:05	0-0	0-0	0-0	0 0 0	0 0	0	0	1	0	0 0	-5
2 Aicha Dia	06:51	1-1	1-1	0-0	0 0 0	0 3	0	0	0	0	0 0	2
12 Kayla Thomas	03:42	0-1	0-0	0-0	1 1 2	0 0	0	0	0	0	0 0	1
0 Ivane Tensale	02:50	0-1	0-1	0-0	0 0 0	0 0	0	0	0	0	0 0	1
Team					2 0 2		0					
Totals		22-60	3-21	20-25	11 20 31	30 18	67	8	20	10	4 1	-41

Technical Fouls: NONE

Dead Ball Rebounds: 1/1

Iowa - 108

Record: 14-4 (6-1)

NO. Name	Min	FG	3P	FT	Rebounds	Fouls	TP	AS	TO	ST	Blocks	+/
		M-A	M-A	M-A	OR DR TOT	PF	FD				BS BA	
14 McKenna Warnock	F 29:44	5-8	2-3	4-6	3 7 10	3 4	16	3	3	1	0 0	40
25 Monika Czinano	C 22:35	7-11	0-0	6-6	2 3 5	2 6	20	2	2	1	0 0	25
20 Kate Martin	G 17:27	0-1	0-1	0-0	0 3 3	1 0	0	2	2	1	0 0	20
22 Caitlin Clark	G 28:01	9-15	3-7	6-6	1 6 7	3 6	27	10	1	1	0 1	40
24 Gabbie Marshall	G 22:32	1-4	1-3	0-0	1 1 2	0 1	3	3	1	3	0 1	29
1 Molly Davis	18:14	0-1	0-1	5-6	0 2 2	0 4	5	3	1	0	0 0	18
45 Hannah Stuelke	07:15	4-5	0-0	3-6	2 1 3	4 5	11	0	0	1	0 1	13
3 Sydney Afoltter	14:00	5-6	2-2	0-0	1 2 3	2 1	12	2	1	0	0 0	13
2 Taylor McCabe	11:13	2-6	1-5	0-0	0 1 1	0 0	5	0	0	1	0 0	-5
34 AJ Ediger	03:08	1-2	0-0	0-0	1 0 1	1 0	4	0	0	0	0 0	2
44 Addison O'Grady	04:11	0-0	0-0	2-2	0 0 0	0 2	2	0	0	0	0 0	5
13 Shateah Wetering	10:29	1-2	1-2	0-2	0 1 1	1 1	3	0	1	0	0 0	-1
40 Sharon Goodman	06:19	1-3	0-0	0-0	1 1 2	0 0	2	0	0	0	1 1	-2
23 Jada Giamfi	04:57	0-2	0-2	0-0	0 1 1	1 0	0	1	1	1	0 0	-2
Team					1 2 3		0					
Totals		36-66	10-26	26-34	13 31 44	18 30	108	26	11	10	1 4	41

Technical Fouls: NONE

Dead Ball Rebounds: 4/0

	PSU	UI
Biggest lead	2 (1 <sup>st</sup> 9:37)	45 (4 <sup>th</sup> 2:16)
Best Scoring Run	5 (1 <sup>st</sup> 0:39)	12 (1 <sup>st</sup> 4:59)
Lead Changes	1	1
Times Tied	1	0
Time with Lead	00:13	39:00

Points from	PSU	UI
Turnovers	12	31
Paint	24	50
Second Chance	6	15
Fast Breaks	3	24
Bench	22	42

Period by Period Scoring					
1st	2nd	3rd	4th	TOT	
PSU	15	14	16	22	67
UI	34	23	26	25	108



Official Basketball Box Score - Final  
**Iowa at Michigan St.**  
01/18/23 Breslin Events Center, East Lansing  
2022-23 MSU Women's Basketball

Game Time: 7:00 PM  
Game Duration: 2:26  
Attendance: 3,359

Officials: Roy Gulebyan, Kate Entenrie, Ashlee Goode

Iowa - 84

Record: 15-4 (7-1)

NO. Name	Min	FG	3P	FT	Rebounds	Fouls	TP	AS	TO	ST	Blocks	+/
		M-A	M-A	M-A	OR DR TOT	PF	FD				BS BA	
14 McKenna Warnock	F 19:25	2-4	0-2	0-0	1 1 2	1 1	4	1	2	1	0 0	0
25 Monika Czinano	C 22:16	11-11	0-0	0-1	1 6 7	5 4	22	0	4	0	0 0	1
20 Kate Martin	G 33:32	1-4	1-2	6-6	0 3 3	1 3	9	4	0	2	1 1	3
22 Caitlin Clark	G 42:49	6-19	2-10	12-14	0 9 9	2 9	26	11	5	0	2 0	5
24 Gabbie Marshall	G 35:18	2-7	2-6	0-0	0 4 4	3 0	6	0	1	1	0 0	2
1 Molly Davis	28:58	2-3	1-2	2-2	0 1 1	3 1	7	4	4	0	0 0	11
45 Hannah Stuelke	24:36	3-7	0-0	1-2	3 6 9	0 6	7	1	4	2	0 1	2
3 Sydney Afoltter	10:06	1-1	0-0	1-2	1 2 3	1 1	3	1	0	0	1 0	-3
34 AJ Ediger	01:54	0-0	0-0	0-0	0 0 0	0 0	0	0	0	0	0 0	-6
Team					0 3 3		0					
Totals		28-56	6-22	22-27	6 35 41	16 25	84	22	20	6	4 2	3

Technical Fouls: NONE

Dead Ball Rebounds: 1/1

Michigan St. - 81

Record: 10-9 (2-6)

NO. Name	Min	FG	3P	FT	Rebounds		Fouls	TP	AS	TO	ST	Blocks	BS BA	+/-	Shooting By Period		
		M-A	M-A	M-A	OR	DR	TOT	PF	FD								
14 Tayler Parks	F 11:19	1-4	0-1	0-0	0	1	1	5	0	2	0	3	0	0	1	0	1st FG% 4-17 23.5%
0 DeeDee Hagemann	G 33:32	1-5	0-3	0-0	0	1	1	5	0	2	2	1	3	1	0	5	3PT% 1-6 16.7%
5 Kamaria McDaniel	G 28:53	6-21	2-7	9-10	2	2	4	1	6	23	1	4	0	1	4	0	2nd FG% 7-16 43.8%
11 Matilda Ekh	G 37:59	3-10	3-6	4-4	0	2	2	2	13	5	0	1	0	0	-6	3PT% 3-9 33.3%	
22 Moira Joiner	G 39:50	5-12	1-4	0-0	2	8	10	2	2	11	3	0	0	0	2	1	FT% 2-2 100%
12 Isaline Alexander	22:14	4-5	0-0	3-4	6	4	10	5	4	11	1	3	1	0	0	11	3rd FG% 9-20 45.0%
13 Stephanie Visscher	08:11	0-2	0-0	0-0	0	2	2	0	0	0	3	1	1	0	0	-2	3PT% 4-10 40.0%
40 Julia Ayrault	07:35	0-3	0-3	0-0	0	0	0	3	0	0	1	1	0	0	0	-5	FT% 4-6 66.7%
4 Theryn Hallock	08:28	1-1	0-1	0-0	0	0	0	0	1	2	1	1	0	0	0	-2	4th FG% 5-14 35.7%
2 Abbey Kimball	11:41	3-6	1-4	0-0	0	0	0	0	7	0	0	0	0	0	-8	3PT% 0-2 0.0%	
1 Tony Ozment	14:50	3-5	2-2	0-0	0	2	2	1	8	2	0	0	0	0	-1	FT% 2-3 66.7%	
21 Brooklyn Rewers	02:28	1-1	0-0	0-0	0	0	0	1	0	2	0	0	0	0	-4	OTFG% 3-8 37.5%	
Team					1	4	5	0	0	1						3PT% 1-3 33.3%	
Totals		28-75	9-30	16-19	11	26	37	25	16	81	12	10	2	4	-3	FT% 4-4 100%	
Technical Fouls: NONE																GM FG% 28-75 37.3%	



## IOWA

## BASKETBALL

@IOWAWBB

## BOX SCORES (GAMES 21-24)



Official Basketball Box Score - Final  
**Nebraska at Iowa**  
01/28/23 Carver-Hawkeye Arena, Iowa City  
2022-23 Women's Basketball

Game Time: 12:00 PM  
Game Duration: 1:56  
Attendance: 13,943

Officials: Felicia Grinter, Gina Cross, Brian Hall

Nebraska - 76

Record: 12-9 (4-6)

NO.	Name	Min	FG	3P	FT	Rebounds	Fouls	TP	AS	TO	ST	Blocks	+/-				
			M-A	M-A	M-A	OR	DR	TOT	PF	FD		BS	BA				
34	Isabelle Bourne	F 32:45	7-10	0-1	0-1	0	3	3	3	1	14	1	0	0	1	4	
40	Alexis Markowski	C 28:30	4-10	1-5	3-4	3	8	11	4	3	12	0	4	2	0	-3	
1	Jaz Shelley	G 38:54	4-13	1-7	1-1	1	4	5	3	2	10	11	3	2	0	0	
4	Sam Halby	G 30:06	5-10	1-3	5-5	0	4	4	4	2	6	16	2	2	0	-5	
42	Maddie Krull	G 31:21	5-9	3-5	0-0	0	4	4	2	0	13	3	1	0	0	1	7
14	Callin Hale	G 11:00	2-5	2-5	0-0	0	0	0	0	0	6	1	1	0	0	0	-3
15	Kendall Moriarty	G 09:19	0-2	0-0	0-0	0	1	1	1	0	0	0	0	0	0	0	-13
21	Annika Stewart	G 11:19	2-3	1-2	0-0	0	1	1	2	0	5	0	0	0	0	0	0
44	Maggie Mendelson	G 04:09	0-0	0-0	0-0	0	0	0	0	1	2	0	0	2	0	0	-4
32	Kendall Coley	G 02:37	0-2	0-2	0-0	0	0	0	1	0	0	0	0	0	0	0	-3
Team						2	0	2			0	0					
Totals			29-64	9-30	9-11	6	26	32	20	12	76	20	12	8	2	2	-4

Technical Fouls: NONE

Shooting By Period	
1 <sup>st</sup> FG%	9-15 60.0%
3PT%	1-4 25.0%
FT%	2-2 100%
2 <sup>nd</sup> FG%	3-13 23.1%
3PT%	1-8 12.5%
FT%	2-2 100%
3 <sup>rd</sup> FG%	8-16 50.0%
3PT%	3-7 42.9%
FT%	1-2 50%
4 <sup>th</sup> FG%	9-20 45.0%
3PT%	4-11 36.4%
FT%	4-5 80%
GM FG%	29-64 45.3%
3PT%	9-30 30.0%
FT%	9-11 81.8%

Dead Ball Rebounds: 1,0



Official Basketball Box Score - Final  
**Maryland at Iowa**  
02/02/23 Carver-Hawkeye Arena, Iowa City  
2022-23 Women's Basketball

Game Time: 7:30 PM  
Game Duration: 2:08  
Attendance: 10,671

Officials: Lisa Jones, Jesse Dickerson, Frank Streltore

Maryland - 82

Record: 18-5 (9-3)

NO.	Name	Min	FG	3P	FT	Rebounds	Fouls	TP	AS	TO	ST	Blocks	+/-				
			M-A	M-A	M-A	OR	DR	TOT	PF	FD	BS	BA					
13	Faith Masonius	F 36:07	3-6	0-0	0-0	5	4	9	4	1	6	5	4	0	0	-8	
0	Shyanne Sellers	G 36:55	10-17	0-2	6-6	2	4	6	4	4	26	3	5	3	0	-12	
1	Diamond Miller	G 31:52	8-17	0-2	11-15	0	6	6	4	9	27	1	3	1	0	-12	
10	Abby Meyers	G 34:40	5-17	2-8	3-4	2	5	7	4	2	15	1	1	1	0	-3	
12	Elsa Pinzan	G 17:03	2-6	0-2	0-0	0	1	1	0	4	2	1	3	0	0	-1	
3	Lavender Briggs	G 11:52	1-4	0-2	0-0	0	2	2	0	0	2	0	0	1	0	-16	
5	Brinn Alexander	G 22:04	1-3	0-2	0-0	3	0	3	4	0	2	1	3	0	0	-21	
24	Brit McDaniel	G 06:54	0-1	0-0	0-0	1	1	2	4	1	0	0	1	0	1	4	
11	Gia Cooke	G 00:33	0-0	0-0	0-0	0	0	0	0	0	0	0	0	0	0	-1	
Team						2	2	4			0						
Totals			30-71	2-18	20-25	15	25	40	25	17	82	13	18	13	2	3	14

Technical Fouls: NONE

Technical Fouls: NONE

Shooting By Period	
1 <sup>st</sup> FG%	7-24 29.2%
3PT%	0-4 0.0%
FT%	4-4 100%
2 <sup>nd</sup> FG%	8-15 53.3%
3PT%	1-5 20.0%
FT%	3-3 100%
3 <sup>rd</sup> FG%	9-17 52.9%
3PT%	1-7 14.3%
FT%	3-5 60%
4 <sup>th</sup> FG%	6-15 40.0%
3PT%	0-2 0.0%
FT%	10-13 76.9%
GM FG%	30-71 42.3%
3PT%	2-18 11.1%
FT%	20-25 80.0%

Dead Ball Rebounds: 2,0

Iowa - 80

Record: 17-4 (9-1)

NO.	Name	Min	FG		3P		FT		Rebounds			Fouls		TP	AS	TO	ST	Blocks		+/-
			M	A	M	A	M	A	OR	DR	TOT	PF	FD					BS	BA	
25	Monika Czinano	C 32:19	7	10	0	0	3	3	3	4	7	2	4	17	1	5	1	0	1	-6
1	Molly Davis	G 27:14	2	5	1	4	0	0	2	2	4	3	1	5	1	0	0	0	0	3
20	Kate Martin	G 32:34	2	4	1	2	1	2	1	4	5	0	2	6	6	1	3	1	0	-3
22	Callin Clark	G 36:39	9	26	5	12	10	12	1	11	12	1	8	33	9	6	3	1	1	6
24	Gabbie Marshall	G 33:53	3	7	1	3	0	0	1	4	5	3	0	7	1	0	0	0	0	-7
45	Hannah Stuelke	G 21:07	4	9	0	0	4	5	2	0	2	2	3	12	0	2	0	0	0	9
3	Sydney Affolter	G 12:00	0	2	0	1	0	0	1	2	3	1	2	0	0	0	0	0	0	8
34	AJ Ediger	G 01:15	0	0	0	0	0	0	0	0	0	0	0	0	0	0	0	0	0	4
44	Addison O'Grady	G 02:59	0	1	0	0	0	0	0	2	2	0	0	0	0	1	0	0	0	6
Team									2	1	3			0		0				
Totals			27-64	8-22	18-22		13	30	43	12	20	80	18	15	7	2	2	4	4	

Technical Fouls: NONE

Shooting By Period	
1 <sup>st</sup> FG%	6-20 30.0%
3PT%	3-7 42.9%
FT%	0-0 0%
2 <sup>nd</sup> FG%	10-16 62.5%
3PT%	3-4 75.0%
FT%	3-3 100%
3 <sup>rd</sup> FG%	9-14 64.3%
3PT%	1-5 20.0%
FT%	7-9 77.8%
4 <sup>th</sup> FG%	2-14 14.3%
3PT%	1-6 16.7%
FT%	8-10 80%
GM FG%	27-64 42.2%
3PT%	8-22 36.4%
FT%	18-22 81.8%

Dead Ball Rebounds: 2,0

NEB		UI	
Biggest lead	10 (1 <sup>st</sup> 1:28)	18 (3 <sup>rd</sup> 3:29)	
Best Scoring Run	12 (4 <sup>th</sup> 7:04)	15 (2 <sup>nd</sup> 2:47)	
Lead Changes	1		
Times Tied	1		
Time with Lead	11:25	27:37	

Points from Turnovers		NEB		UI	
Paint	30	28			
Second Chance	9	7			
Fast Breaks	9	20			
Bench	11	12			

Period by Period Scoring		NEB		UI	
1st	2nd	3rd	4th	TOT	
NEB	21	9	20	26	76
UI	15	26	26	13	80

Iowa - 96

Record: 18-4 (10-1)

NO. Name		Min	FG	3P	FT	Rebounds	Fouls	TP	AS	TO	ST	Blocks	+/-
			M-A	M-A	M-A	OR DR TOT	PF FD					B-S B-A	
14	McKenna Warnock	F 27:25	1-3	0-1	1-3	1 5 6	2 4 3	3	3	3	0	1 0 5	0
25	Monika Czinano	C 32:11	14-18	0-0	0-0	1 5 6	4 0 28	1	2	2	0	2 15	0
20	Kate Martin	G 33:01	1-4	0-3	1-2	0 6 6	2 2 3	6	2	2	1	0 14	0
22	Callin Clark	G 38:31	13-19	6-11	10-11	0 7 7	3 12 42	8	8	2	1	0 16	0
24	Gabbie Marshall	G 23:01	0-2	0-2	0-0	0 0 0	1 2 0	5	1	3	0	0 0	0
1	Molly Davis	20:13	1-7	1-4	0-0	0 0 0	2 1 3	0	0	0	0	0 11	0
45	Hannah Stuelke	16:43	5-5	0-0	3-7	0 0 0	2 4 13	0	1	1	0	0 6	0
3	Sydney Affolter	08:55	2-2	0-0	0-0	0 1 1	0 2 4	1	0	0	0	0 3	0
Team						1 5 6	0 2 0	0	2				
Totals			37-60	7-21	15-23	4 29 33	17 25 96	27	19	10	3	2 14	0

Technical Fouls: NONE

Shooting By Period	
1 <sup>st</sup> FG%	13-19 68.4%
3PT%	1-3 33.3%
FT%	2-3 66.7%
2 <sup>nd</sup> FG%	11-18 61.1%
3PT%	4-10 40.0%
FT%	1-1 100%
3 <sup>rd</sup> FG%	8-14 57.1%
3PT%	1-4 25.0%
FT%	1-4 25%
4 <sup>th</sup> FG%	5-9 55.6%
3PT%	1-4 25.0%
FT%	11-15 73.3%
GM FG%	37-60 61.7%
3PT%	7-21 33.3%
FT%	15-23 65.2%

Dead Ball Rebounds: 2,0

UMD		UI	
Biggest lead	2 (1 <sup>st</sup> 9:00)	20 (3 <sup>rd</sup> 9:36)	
Best Scoring Run	7 (3 <sup>rd</sup> 5:07)	7 (1 <sup>st</sup> 7:19)	
Lead Changes	1		
Times Tied	0		
Time with Lead	00:12	38:48	

Points from Turnovers		UMD		UI	
Paint	48	52			
Second Chance	13	2			
Fast Breaks	23	18			
Bench	4	20			

Period by Period Scoring		UMD		UI	
1st	2nd	3rd	4th	TOT	
UMD	18	20	22	22	82
UI	29	27	18	22	96



Official Basketball Box Score - Final  
**Iowa at Penn St.**  
02/05/23 Bryce Jordan Center, State College  
2022-23 Women's Basketball

Game Time: 12:00 PM  
Game Duration: 1:51  
Attendance: 5,228



# IOWA BASKETBALL

@IOWAWBB

## BOX SCORES (GAMES 25-28)



Official Basketball Box Score - Final  
**Rutgers at Iowa**  
02/12/23 Carver-Hawkeye Arena, Iowa City  
2022-23 Women's Basketball

Game Time: 2:00 PM  
Game Duration: 1:48  
Attendance: 13,150

Officials: Kevin Pethel, Bryan Esterline, Kelsey Reynolds

Rutgers - 57

Record: 10-16 (4-10)

NO. Name	Min	FG M-A	3P M-A	FT M-A	Rebounds OR DR TOT	Fouls PF FD	TP	AS	TO	ST	Blocks BS BA	+/-
20 Erica Lafayette	F 19:05	3-7	0-3	0-0	2 2 4	0 0	6	0	2	0	0	1 -31
54 Chyna Cornwell	F 19:18	2-5	0-0	0-0	1 2 3	3 0	4	0	2	1	0 0	-24
22 Kassondra Brown	C 28:09	3-10	0-1	0-0	2 1 3	3 2	6	0	3	1	0	1 -34
2 Kaylene Smikle	G 32:28	9-14	2-4	8-8	2 3 5	2 6	28	0	2	5	1 0	-36
11 Awa Sidibe	G 30:22	1-7	0-0	2-2	0 1 1	3 1	4	1	1	0	1 0	-37
24 Kai Carter	29:00	3-12	0-2	0-0	0 0 0	2 1	6	3	2	1	0 0	-45
4 Antonia Bates	30:28	0-4	0-4	0-0	0 3 3	3 0	0	2	1	0	0 0	-42
31 Abby Streeter	11:10	1-3	1-3	0-0	0 0 0	1 0	3	0	2	0	0 0	-21
Team					0 1 1		0					
Totals		22-62	3-17	10-10	7 13 20	17 10	57	6	15	8	2 2	-54

Technical Fouls: Carter 3<sup>rd</sup> 8:44

Shooting By Period
1 <sup>st</sup> FG% 7-16 43.8%
3PT% 1-5 20.0%
FT% 3-3 100%
2 <sup>nd</sup> FG% 3-14 21.4%
3PT% 2-6 33.3%
FT% 2-2 100%
3 <sup>rd</sup> FG% 6-18 33.3%
3PT% 0-2 0.0%
FT% 2-2 100%
4 <sup>th</sup> FG% 6-14 42.9%
3PT% 0-4 0.0%
FT% 3-3 100%
GM FG% 22-62 35.5%
3PT% 3-17 17.6%
FT% 10-10 100.0%

Dead Ball Rebounds: 0, 0



Official Basketball Box Score - Final  
**Wisconsin at Iowa**  
02/15/23 Carver-Hawkeye Arena, Iowa City  
2022-23 Women's Basketball

Game Time: 6:30 PM  
Game Duration: 1:38  
Attendance: 10,512

Officials: Lisa Jones, Doug Knight, Iyeyina Seles

Wisconsin - 61

Record: 8-19 (3-12)

NO.	Name	Min	FG	3P	FT	Rebounds	Fouls	TP	AS	TO	ST	Blocks	B/A
			M-A	M-A	M-A	OR DR TOT	PF FD					BS BA	
25	Sarah Williams	F 14:45	3-4	0-0	0-2	1 4 5	4 2	7	2	3	0	3 0	2
3	Brooke Schramek	G 29:52	4-12	1-5	0-0	0 2 2	3 3	9	1	2	2	0 2	-29
5	Julie Pospisilova	G 33:18	7-13	2-4	0-0	0 2 2	1 2	16	2	4	2	0 0	-23
11	Maty Wilke	G 33:00	4-10	2-7	0-0	2 1 3	1 2	10	3	3	1	0 0	-31
12	Avery LaBarbera	G 33:01	2-8	1-5	2-2	0 4 4	1 1	7	5	2	2	0 0	-19
15	Sanaia Copeland	30:45	3-7	1-5	2-2	1 2 3	1 2	9	2	1	0	1 0	-29
24	Natalie Lauzinger	11:39	1-2	1-2	0-0	0 0 0	0 0	3	0	0	0	0 0	-9
41	Sara Stapleton	04:39	0-0	0-0	0-0	0 0 0	0 0	0	1	0	0	0 0	-4
13	Ronnie Porter	05:29	0-2	0-1	0-0	1 0 1	0 0	0	2	0	0	0 1	-6
44	Mary Ferrito	03:32	0-1	0-1	0-0	0 0 0	0 0	0	0	0	0	0 0	-2
Team						2 2 4		0		0			
Totals			24-59	8-30	5-6	7 17 24	11 12	61	17	16	7	4 3	-30

Technical Fouls: NONE

Shooting By Period
1 <sup>st</sup> FG% 7-14 50.0%
3PT% 2-7 28.6%
FT% 0-0 0%
2 <sup>nd</sup> FG% 5-16 31.3%
3PT% 2-7 28.6%
FT% 0-0 0%
3 <sup>rd</sup> FG% 7-15 46.7%
3PT% 2-7 28.6%
FT% 4-4 100%
4 <sup>th</sup> FG% 5-14 35.7%
3PT% 2-9 22.2%
FT% 1-2 50%
GM FG% 24-59 40.7%
3PT% 8-30 26.7%
FT% 5-6 83.3%

Dead Ball Rebounds: 1, 0

Iowa - 111

Record: 20-5 (12-2)

NO. Name	Min	FG M-A	3P M-A	FT M-A	Rebounds OR DR TOT	Fouls PF FD	TP	AS	TO	ST	Blocks BS BA	+/-
14 McKenna Warnock	F 13:52	3-6	1-2	0-0	0 2 2	2 0	7	0	1	0	0 0	30
25 Monika Czinano	C 15:52	4-7	0-0	6-6	2 3 5	2 5	14	0	0	0	0 0	22
20 Kate Martin	G 14:09	3-3	0-0	0-0	0 5 5	2 0	6	5	0	1	0 0	19
22 Caitlin Clark	G 20:37	4-7	2-4	5-6	0 4 4	0 2	15	10	3	3	0 0	47
24 Gabbie Marshall	G 17:48	3-4	2-2	0-0	0 1 1	0 0	8	3	0	2	0 0	24
45 Hannah Stuelke	12:30	4-6	0-0	2-4	3 2 5	0 2	10	0	1	2	0 0	22
1 Molly Davis	27:46	5-7	2-4	5-5	1 1 2	1 2	17	2	1	1	0 0	29
3 Sydney Alfoller	18:04	2-4	0-1	2-2	2 2 4	1 1	6	6	1	0	0 0	26
2 Taylor McCabe	17:34	4-7	0-0	0-3	0 3 3	0 2	12	0	1	0	0 0	17
13 Shateah Wetering	17:40	1-4	0-1	0-0	1 1 2	1 0	2	2	2	0	0 0	16
44 Addison O'Grady	09:00	3-3	0-0	0-0	0 3 3	1 1	6	0	2	0	0 0	10
23 Jada Gyamfi	07:34	1-1	1-1	1-2	0 1 1	1 0	4	1	0	0	0 0	-1
34 AJ Ediger	03:47	1-2	0-0	0-0	1 1 2	0 0	2	0	0	0	0 0	-7
40 Sharon Goodman	03:47	1-1	0-0	0-0	0 0 0	0 0	2	0	0	0	1 0	6
Team					1 4 5		0					
Totals		39-62	12-22	21-25	11 33 44	10 16	111	29	12	9	2 2	54

Technical Fouls: NONE

	RU	UI									
Biggest lead	0 (1 <sup>st</sup> 10:00)	57 (3 <sup>rd</sup> 0:28)	Points from Turnovers	RU	UI	Period by Period Scoring					
Best Scoring Run	7(4 <sup>th</sup> 4:08)	13(3 <sup>rd</sup> 3:16)	Paint	26	54	1st	2nd	3rd	4th	TOT	
Lead Changes	0		Second Chance	8	19	RU	18	10	14	15	57
Times Tied	0		Fast Breaks	8	35	UI	29	31	37	14	111
Time with Lead	00:00	39:32	Bench	9	61						



Official Basketball Box Score - Final  
**Iowa at Nebraska**  
02/18/23 Pinnacle Bank Arena, Lincoln  
2022-23 Women's Basketball

Game Time: 1:03 PM  
Game Duration: 1:38  
Attendance: 14,289

Officials: Michael McConnell, Angelica Sulten, Bruce Morris

Iowa - 80

Record: 22-5 (14-2)

NO.	Name	Min	FG M-A	3P M-A	FT M-A	Rebounds OR DR TOT	Fouls PF FD	TP	AS	TO	ST	Blocks BS BA	+/-
14	McKenna Warnock	F 29:26	1-4	1-2	0-0	0 5 5	0 0	3	4	2	0	1 0	21
25	Monika Czinano	C 25:43	10-13	0-0	0-0	1 6 7	3 1	20	0	3	1	0 0	19
20	Kate Martin	G 28:26	4-6	2-4	0-0	0 1 1	1 0	10	6	2	0	0 0	26
22	Caitlin Clark	G 33:04	10-21	4-10	6-7	0 5 5	0 6	30	8	3	1	0 2	19
24	Gabbie Marshall	G 23:47	2-2	2-2	0-0	0 2 2	1 0	6	0	1	3	0 0	8
1	Molly Davis	19:06	0-0	0-0	0-0	0 2 2	2 0	0	1	1	2	0 0	11
44	Addison O'Grady	07:10	1-3	0-0	0-0	0 0 0	1 0	2	0	0	0	0 1	-3
45	Hannah Stuelke	16:21	2-5	0-0	0-0	0 1 1	0 0	4	2	2	0	0 1	5
3	Sydney Alfoller	09:46	1-2	0-0	0-0	1 3 4	0 1	2	2	0	0	0 0	-6
2	Taylor McCabe	05:51	1-2	1-2	0-0	0 0 0	0 0	3	0	0	1	0 0	-2
13	Shateah Wetering	01:20	0-1	0-0	0-0	0 0 0	0 0	0	0	0	0	0 0	-2
Team						3 3 6		0		1			
Totals			32:59	10:20	6:7	5 28 33	8 8	80	23	15	8	1 4 20	

Technical Fouls:NONI

Technical Fouls: NONE

Shooting By Period
1 <sup>st</sup> FG% 8-16 50.0%
3PT% 3-5 60.0%
FT% 2-2 100%
2 <sup>nd</sup> FG% 8-15 53.3%
3PT% 3-6 50.0%
FT% 0-1 0%
3 <sup>rd</sup> FG% 8-12 66.7%
3PT% 1-4 25.0%
FT% 4-4 100%
4 <sup>th</sup> FG% 8-16 50.0%
3PT% 3-5 60.0%
FT% 0-0 0%
GM FG% 32-59 54.2%
3PT% 10-20 50.0%
FT% 6-7 85.7%

Dead Ball Rebounds: 0, 0

Nebraska - 60

Record: 14-13 (6-10)

NO. Name		Min	FG	3P	FT	Rebounds		Fouls	TP	AS	TO	ST	Blocks	BS	BA	+/-	
			M-A	M-A	M-A	OR	DR	TOT	PF	FD							
34 Isabelle Bourne	F	35:28	5-12	2-4	0-0	2	2	4	1	0	12	1	2	2	1	1	-23
40 Alexis Markowski	C	27:37	5-10	1-3	4-6	6	3	9	1	3	15	0	2	1	0	0	-32
1 Jaz Shelley	G	38:16	6-13	3-9	4-5	4	5	9	2	3	19	4	4	1	1	0	-20
4 Sam Haiby	G	24:18	1-7	0-4	0-0	0	1	1	1	0	2	5	4	3	0	0	-14
42 Maddie Krull	G	31:50	2-5	1-3	0-0	0	2	2	0	0	5	2	1	0	0	0	-19
21 Annika Stewart		11:39	1-5	0-2	1-2	2	1	3	1	1	3	1	1	1	0	0	11
14 Callin Hake		10:35	0-4	0-4	0-0	0	2	2	0	0	0	0	0	0	0	0	4
15 Kendall Moriarty		14:17	2-8	0-4	0-0	0	3	3	2	0	4	0	2	1	0	0	-11
44 Maggie Mendelson		05:16	0-0	0-0	0-2	1	1	2	0	0	1	0	0	0	2	0	4
32 Kendall Coley		00:44	0-0	0-0	0-0	0	0	0	0	0	0	0	0	0	0	0	0
Team						0	3	3			0						
Totals			22-64	7-33	9-15	15	23	38	8	8	60	13	16	9	4	1	-20

Technical Fouls: NONE

Shooting By Period
1 <sup>st</sup> FG% 5-17 29.4%
3PT% 0-6 0.0%
FT% 4-6 66.7%
2 <sup>nd</sup> FG% 8-17 47.1%
3PT% 3-8 37.5%
FT% 0-0 0%
3 <sup>rd</sup> FG% 4-14 28.6%
3PT% 1-7 14.3%
FT% 5-7 71.4%
4 <sup>th</sup> FG% 5-16 31.3%
3PT% 3-12 25.0%
FT% 0-2 0%
GM FG% 22-64 34.4%
3PT% 7-33 21.2%
FT% 9-15 60.0%

Dead Ball Rebounds: 5, 0

	IOW	NEB										
Biggest lead	29 (4 <sup>th</sup> 3:12)	0 (1 <sup>st</sup> 10:00)	Points from Turnovers	IOW	NEB	17	10	Period by Period Scoring				
Best Scoring Run	17 (4 <sup>th</sup> 3:12)	9 (4 <sup>th</sup> 1:57)	Paint	36	26			1st	2nd	3rd	4th	TOT
Lead Changes	0		Second Chance	4	12	IOW	21	19	21	19	80	
Times Tied	1		Fast Breaks	2	2							
Time with Lead	37:19	00:00	Bench	11	7	NEB	14	19	14	13	60	



hawkeyesports.com



# IOWA BASKETBALL

@IOWAWBB BIOS

28 NCAA Tournaments • 8 Sweet Sixteens • 4 Elite Eights • 1993 NCAA Final Four • 14 Big Ten Titles

## Molly Davis



Guard • 5-7 • Senior

Midland, Mich.

H.H. Dow/Central Michigan

- Earned Second Team All-MAC honors
- Led team with an 18.6 points per game scoring average
- Ranks first in Central Michigan history with a 17.7 points per game average; 11th in points (1,434); seventh in assists (346); sixth in career free throw percentage (.794); eighth in career 3-pointers (187)
- Scored in double figures in 20 games

### In 2022-23

- Had 2 blocks against Oregon State (11/25) to set new single game high.
- Recorded a season-high 17 points against Rutgers (2/12), going 5-7 from the floor and 5-5 from the charity stripe.
- Made first start as a Hawkeye against No. 2 Ohio State (Jan. 23)

## 2022-23 Game-by-Game

Opponent	Date	GS	MIN	Total		3-Pointers		Free throws		Rebounds				PF	A	TO	BLK	STL	PTS	AVG
				FG-FGA	PCT	3FG-3FGA	PCT	FT-FTA	PCT	OFF	DEF	TOT	AVG							
Southern U.	11/07/2022		23:34	3-5	.600	1-3	.333	0-0	.000	0	3	3	3.0	2	4	3	0	0	7	7.0
Evansville	11/10/2022		24:16	2-5	.400	0-1	.000	1-1	1.000	1	6	7	5.0	0	5	5	1	2	5	6.0
at Drake	11/13/2022		28:53	1-4	.250	0-0	.000	2-4	.500	2	2	4	4.7	1	3	2	0	3	4	5.3
at Kansas St.	11/17/2022		22:43	2-4	.500	1-3	.333	4-4	1.000	1	0	1	3.8	1	0	3	0	1	9	6.3
Belmont	11/20/2022		24:05	3-5	.600	1-2	.500	0-0	.000	0	1	1	3.2	0	2	0	0	1	7	6.4
vs Oregon St.	11/25/2022		12:34	1-2	.500	1-2	.500	0-0	.000	0	1	1	2.8	2	1	1	2	0	3	5.8
vs UConn	11/27/2022		06:01	0-0	.000	0-0	.000	0-0	.000	1	0	1	2.6	0	1	0	0	0	0	5.0
NC State	12/01/2022		14:52	0-2	.000	0-1	.000	0-0	.000	0	0	0	2.3	1	2	0	0	1	0	4.4
at Wisconsin	12/04/2022		22:59	5-5	1.000	3-3	1.000	0-0	.000	0	1	1	2.1	4	1	1	0	0	13	5.3
Iowa St.	12/07/2022		21:42	1-2	.500	0-1	.000	0-0	.000	0	2	2	2.1	2	4	1	0	0	2	5.0
Minnesota	12/10/2022		20:42	0-3	.000	0-1	.000	3-4	.750	0	3	3	2.2	3	3	0	0	2	3	4.8
UNI	12/18/2022		08:22	1-2	.500	1-2	.500	0-0	.000	0	1	1	2.1	0	1	3	0	1	3	4.7
Dartmouth	12/21/2022		20:41	3-3	1.000	2-2	1.000	0-0	.000	0	0	0	1.9	0	1	0	0	1	8	4.9
Purdue	12/29/2022		20:17	0-3	.000	0-1	.000	1-2	.500	0	1	1	1.9	0	1	1	0	0	1	4.6
at Illinois	01/01/2023		10:48	0-0	.000	0-0	.000	0-0	.000	0	2	2	1.9	2	2	2	1	1	0	4.3
at Michigan	01/07/2023		21:10	3-4	.750	0-1	.000	2-2	1.000	1	1	2	1.9	1	4	0	0	0	8	4.6
Northwestern	01/11/2023		21:39	1-3	.333	0-1	.000	0-0	.000	0	1	1	1.8	2	2	3	1	0	2	4.4
Penn St.	01/14/2023		18:14	0-1	.000	0-1	.000	5-6	.833	0	2	2	1.8	0	3	1	0	0	5	4.4
at Michigan St.	01/18/2023		28:58	2-3	.667	1-2	.500	2-2	1.000	0	1	1	1.8	3	4	4	0	0	7	4.6
at Ohio St.	01/23/2023	*	30:28	1-4	.250	1-3	.333	0-0	.000	0	2	2	1.8	4	1	1	0	1	3	4.5
Nebraska	01/28/2023	*	27:14	2-5	.400	1-4	.250	0-0	.000	2	2	4	1.9	3	1	0	0	0	5	4.5
Maryland	02/02/2023		20:13	1-7	.143	1-4	.250	0-0	.000	0	0	0	1.8	2	3	0	0	0	3	4.5
at Penn St.	02/05/2023		19:00	2-3	.667	0-1	.000	3-3	1.000	1	0	1	1.8	1	0	1	0	1	7	4.6
at Indiana	02/09/2023		04:39	0-2	.000	0-2	.000	0-0	.000	0	1	1	1.8	2	0	0	0	0	0	4.4
Rutgers	02/12/2023		27:46	5-7	.714	2-4	.500	5-5	1.000	1	1	2	1.8	1	2	1	1	1	17	4.9
Wisconsin	02/15/2023		21:55	1-3	.333	0-1	.000	0-0	.000	0	2	2	1.8	3	3	0	1	1	2	4.8
at Nebraska	02/18/2023		19:06	0-0	.000	0-0	.000	0-0	.000	0	2	2	1.8	2	1	1	0	2	0	4.6
<b>Totals</b>			<b>2 542:51</b>	<b>40-87</b>	<b>.460</b>	<b>16-46</b>	<b>.348</b>	<b>28-33</b>	<b>.848</b>	<b>10</b>	<b>38</b>	<b>48</b>	<b>1.8</b>	<b>42</b>	<b>55</b>	<b>34</b>	<b>7</b>	<b>19</b>	<b>124</b>	<b>4.6</b>

### Player Averages

Games Played	Minutes/game	Points/game	FG Pct	3FG Pct	FT Pct	Rebounds/game	Assists/game	Turnovers/game	Assist/Turnover ratio	Steals/game	Blocks/game
27	20.1	4.6	46.0	34.8	84.8	1.8	2.0	1.3	1.6	0.7	0.3

### Single Game Highs

Statistic	Value
Points	33 vs Ohio 03/12/21
Rebounds	10 vs Dayton 11/21/19, at Ohio 01/02/21
Assists	12 at Buffalo 12/29/21
Steals	5 vs Iowa 03/21/21, at Northeastern 11/26/21
Blocks	2 vs Oregon St. 11/25/22
FG Made	12 at Akron 01/23/21
FG Attempts	28 at Toledo 01/12/22
3FG Made	6 at Buffalo 01/29/20, at Akron 01/23/21
3FG Attempts	14 at Green Bay 12/20/21
FT Made	12 vs NIU 03/10/21
FT Attempts	14 vs NIU 03/10/21

SEASON	TEAM	GP-GS	MIN/AVG	Field Goals		3-Point		F-Throws		Rebounds				Scoring						
				FG-FGA	FG%	3FG-3FGA	3FG%	FT-FTA	FT%	OFF	DEF	TOT	AVG	PF-FO	A	TO	BLK	STL	PTS	AVG
2019-20	CMU	30-30	1089/36.3	155-317	.489	60-152	.395	60-84	.714	18	110	128	4.3	83-2	133	106	4	40	430	14.3
2020-21	CMU	27-27	1022/37.9	195-398	.490	76-200	.380	96-116	.828	28	98	126	4.7	74-1	101	95	8	45	562	20.8
2021-22	CMU	24-24	862/35.9	150-378	.397	52-186	.280	94-115	.817	18	72	90	3.8	58-4	112	97	7	30	446	18.6
2022-23	Iowa	27-2	543/20.1	40-87	.460	16-46	.348	28-33	.848	10	38	48	1.8	42-0	55	34	7	19	124	4.6
<b>TOTAL FOR Iowa</b>		<b>27-2</b>	<b>543/20.1</b>	<b>40-87</b>	<b>.460</b>	<b>16-46</b>	<b>.348</b>	<b>28-33</b>	<b>.848</b>	<b>10</b>	<b>38</b>	<b>48</b>	<b>1.8</b>	<b>42-0</b>	<b>55</b>	<b>34</b>	<b>7</b>	<b>19</b>	<b>124</b>	<b>4.6</b>
<b>TOTAL</b>		<b>108-83</b>	<b>3516/32.6</b>	<b>540-1180</b>	<b>.458</b>	<b>204-584</b>	<b>.349</b>	<b>278-348</b>	<b>.799</b>	<b>74</b>	<b>318</b>	<b>392</b>	<b>3.6</b>	<b>257-7</b>	<b>401</b>	<b>332</b>	<b>26</b>	<b>134</b>	<b>1562</b>	<b>14.5</b>



hawkeyesports.com



# IOWA BASKETBALL

@IOWAWBB BIOS

28 NCAA Tournaments • 8 Sweet Sixteens • 4 Elite Eights • 1993 NCAA Final Four • 14 Big Ten Titles

## Taylor McCabe



Guard • 5-9 • Freshman  
Fremont, Neb.  
Fremont

- 2022 Nebraska Gatorade Player of the Year and Nebraska Coaches Association Player of the Year
- Ranked No. 88 recruit nationally by ESPN in 2022 - the only ranked Nebraska player
- Accumulated over 2000 career points - the first Nebraska Class A guard to achieve the feat
- Played for All Iowa Attack (2020-21) under Dickson Jensen, winning the 2021 Nike Nationals Tournament and earned second-team honors

### In 2022-23

- Had career-high 12 points against Rutgers (2/12), going 4-7 from behind the arc.

## 2022-23 Game-by-Game

Opponent	Date	GS	MIN	Total		3-Pointers		Free throws		Rebounds				PF		A		BLK	STL	PTS	AVG
				FG-FGA	PCT	3FG-3FGA	PCT	FT-FTA	PCT	OFF	DEF	TOT	AVG								
Southern U.	11/07/2022		14:13	3-8	.375	3-8	.375	0-0	.000	0	1	1	1.0	1	1	1	0	0	9	9.0	
Evansville	11/10/2022		15:53	2-4	.500	2-3	.667	0-0	.000	1	1	2	1.5	2	1	1	0	0	6	7.5	
Belmont	11/20/2022		05:10	0-2	.000	0-1	.000	0-0	.000	0	1	1	1.3	0	0	0	0	0	0	5.0	
NC State	12/01/2022		01:29	0-1	.000	0-1	.000	0-0	.000	0	0	0	1.0	1	0	0	0	0	0	3.8	
at Wisconsin	12/04/2022		05:20	2-4	.500	2-3	.667	0-0	.000	0	0	0	0.8	1	0	0	0	1	6	4.2	
Minnesota	12/10/2022		04:51	0-1	.000	0-1	.000	0-0	.000	0	0	0	0.7	0	0	0	0	0	0	3.5	
Dartmouth	12/21/2022		13:28	2-3	.667	2-3	.667	0-0	.000	0	1	1	0.7	0	2	1	0	0	6	3.9	
Purdue	12/29/2022		01:17	0-0	.000	0-0	.000	0-0	.000	0	0	0	0.6	0	0	0	0	0	0	3.4	
Northwestern	01/11/2023		06:05	1-2	.500	1-2	.500	0-0	.000	0	0	0	0.6	1	0	0	0	0	3	3.3	
Penn St.	01/14/2023		11:13	2-6	.333	1-5	.200	0-0	.000	0	1	1	0.6	0	0	0	0	1	5	3.5	
at Penn St.	02/05/2023		12:14	2-4	.500	2-4	.500	0-0	.000	0	0	0	0.5	1	1	1	0	0	6	3.7	
Rutgers	02/12/2023		17:34	4-7	.571	4-7	.571	0-0	.000	0	3	3	0.8	0	0	0	1	0	12	4.4	
Wisconsin	02/15/2023		05:45	1-2	.500	1-2	.500	0-0	.000	0	0	0	0.7	0	0	0	0	1	3	4.3	
at Nebraska	02/18/2023		05:51	1-2	.500	1-2	.500	0-0	.000	0	0	0	0.6	0	0	0	0	1	3	4.2	
Totals		0	120:23	20-46	.435	19-42	.452	0-0	.000	1	8	9	0.6	7	5	5	0	4	59	4.2	

### Player Averages

Games Played	Minutes/ game	Points/ game	FG Pct	3FG Pct	FT Pct	Rebounds/ game	Assists/ game	Turnovers/ game	Assist/Turnover ratio	Steals/ game	Blocks/ game
14	8.6	4.2	43.5	45.2	0.0	0.6	0.4	0.4	1.0	0.3	0.0

### Single Game Highs

Statistic	Value	
Points	12	vs Rutgers 02/12/23
Rebounds	3	vs Rutgers 02/12/23
Assists	2	vs Dartmouth 12/21/22
Steals	1	4 times
FG Made	4	vs Rutgers 02/12/23
FG Attempts	8	vs Southern U. 11/07/22
3FG Made	4	vs Rutgers 02/12/23
3FG Attempts	8	vs Southern U. 11/07/22

				Field Goals		3-Point		F-Throws		Rebounds									Scoring	
SEASON	TEAM	GP-GS	MIN/AVG	FG-FGA	FG%	3FG-3FGA	3FG%	FT-FTA	FT%	OFF	DEF	TOT	AVG	PF-FO	A	TO	BLK	STL	PTS	AVG
2022-23	Iowa	14-0	120/8.6	20-46	.435	19-42	.452	0-0	.000	1	8	9	0.6	7-0	5	5	0	4	59	4.2
TOTAL		14-0	120/8.6	20-46	.435	19-42	.452	0-0	.000	1	8	9	0.6	7-0	5	5	0	4	59	4.2





# IOWA BASKETBALL

@IOWAWBB BIOS

28 NCAA Tournaments • 8 Sweet Sixteens • 4 Elite Eights • 1993 NCAA Final Four • 14 Big Ten Titles

## Sydney Affolter



Guard • 5-11 • Sophomore  
Chicago, Ill.  
Marist

- Played in 19 games, including eight games with double-digit minutes on the court.
- Made collegiate debut against New Hampshire (Nov. 9), tallying four rebounds and a block
- Made first NCAA Tournament appearance against Illinois State (March 18), scoring five points and pulling down one rebound
- Named to Iowa's Dean's List

### In 2022-23

- Had career-high 3 steals vs. Minnesota (Dec.10)
- Scored a season-high 12 points against Penn State (Jan. 14)
- Dished out a career-high 6 assists against Rutgers (2/12)

## 2022-23 Game-by-Game

Opponent	Date	GS	MIN	Total		3-Pointers		Free throws		Rebounds				PF	A	TO	BLK	STL	PTS	AVG
				FG-FGA	PCT	3FG-3FGA	PCT	FT-FTA	PCT	OFF	DEF	TOT	AVG							
Southern U.	11/07/2022		09:09	0-1	.000	0-1	.000	4-4	1.000	0	0	0	0.0	1	0	0	0	0	4	4.0
Evansville	11/10/2022		14:24	3-3	1.000	0-0	.000	1-1	1.000	0	4	4	2.0	1	2	1	0	1	7	5.5
at Kansas St.	11/17/2022		09:18	0-2	.000	0-1	.000	0-0	.000	0	1	1	1.7	3	0	0	0	0	0	3.7
Belmont	11/20/2022		09:21	0-3	.000	0-2	.000	0-0	.000	0	1	1	1.5	1	0	0	0	0	0	2.8
vs Oregon St.	11/25/2022		04:00	0-2	.000	0-1	.000	0-0	.000	1	1	2	1.6	0	1	0	0	0	0	2.2
vs UConn	11/27/2022		02:39	0-1	.000	0-1	.000	0-0	.000	0	0	0	1.3	1	0	0	0	0	0	1.8
NC State	12/01/2022		06:44	0-0	.000	0-0	.000	0-0	.000	0	1	1	1.3	0	0	1	1	0	0	1.6
at Wisconsin	12/04/2022		13:05	1-2	.500	0-1	.000	1-1	1.000	2	1	3	1.5	0	2	2	0	1	3	1.8
Iowa St.	12/07/2022		02:20	0-0	.000	0-0	.000	0-0	.000	0	0	0	1.3	1	0	0	0	0	0	1.6
Minnesota	12/10/2022		20:01	0-1	.000	0-0	.000	2-2	1.000	2	1	3	1.5	0	1	1	1	3	2	1.6
UNI	12/18/2022		16:17	1-1	1.000	0-0	.000	2-2	1.000	2	3	5	1.8	2	2	1	0	2	4	1.8
Dartmouth	12/21/2022		13:59	0-1	.000	0-0	.000	3-4	.750	1	4	5	2.1	2	2	2	1	0	3	1.9
Purdue	12/29/2022		10:18	3-3	1.000	1-1	1.000	0-0	.000	0	5	5	2.3	2	1	1	0	0	7	2.3
at Illinois	01/01/2023		02:56	0-0	.000	0-0	.000	0-0	.000	0	1	1	2.2	0	0	0	0	0	0	2.1
at Michigan	01/07/2023		07:14	0-0	.000	0-0	.000	0-0	.000	0	1	1	2.1	0	0	0	0	1	0	2.0
Northwestern	01/11/2023		14:21	3-4	.750	0-1	.000	0-0	.000	1	1	2	2.1	0	1	1	0	0	6	2.3
Penn St.	01/14/2023		14:00	5-6	.833	2-2	1.000	0-0	.000	1	2	3	2.2	2	2	1	0	0	12	2.8
at Michigan St.	01/18/2023		10:06	1-1	1.000	0-0	.000	1-2	.500	1	2	3	2.2	1	1	0	1	0	3	2.8
at Ohio St.	01/23/2023		11:06	2-5	.400	0-2	.000	0-0	.000	1	1	2	2.2	2	0	0	0	0	4	2.9
Nebraska	01/28/2023		12:00	0-2	.000	0-1	.000	0-0	.000	1	2	3	2.3	1	0	0	0	0	0	2.8
Maryland	02/02/2023		08:54	2-2	1.000	0-0	.000	0-0	.000	1	1	2	2.2	1	1	0	0	0	4	2.8
at Penn St.	02/05/2023		17:10	0-2	.000	0-1	.000	0-0	.000	1	6	7	2.5	1	3	1	1	1	0	2.7
at Indiana	02/09/2023		06:55	1-3	.333	0-1	.000	0-0	.000	1	2	3	2.5	0	0	1	0	0	2	2.7
Rutgers	02/12/2023		18:04	2-4	.500	0-1	.000	2-2	1.000	2	2	4	2.5	1	6	1	0	0	6	2.8
Wisconsin	02/15/2023		16:11	2-2	1.000	1-1	1.000	1-2	.500	0	2	2	2.5	1	1	1	0	0	6	2.9
at Nebraska	02/18/2023		09:46	1-2	.500	0-0	.000	0-0	.000	1	3	4	2.6	0	2	0	0	0	2	2.9
<b>Totals</b>			<b>0 280:19</b>	<b>27-53</b>	<b>.509</b>	<b>4-18</b>	<b>.222</b>	<b>17-20</b>	<b>.850</b>	<b>19</b>	<b>48</b>	<b>67</b>	<b>2.6</b>	<b>24</b>	<b>28</b>	<b>15</b>	<b>5</b>	<b>9</b>	<b>75</b>	<b>2.9</b>

### Player Averages

Games Played	Minutes/game	Points/game	FG Pct	3FG Pct	FT Pct	Rebounds/game	Assists/game	Turnovers/game	Assist/Turnover ratio	Steals/game	Blocks/game
26	10.8	2.9	50.9	22.2	85.0	2.6	1.1	0.6	1.9	0.3	0.2

### Single Game Highs

Statistic	Value
Points	12 vs Penn St. 01/14/23
Rebounds	8 at Wisconsin 02/03/22
Assists	6 vs Rutgers 02/12/23
Steals	3 vs Minnesota 12/10/22
Blocks	1 7 times
FG Made	5 vs Penn St. 01/14/23
FG Attempts	7 at Wisconsin 02/03/22
3FG Made	2 vs Penn St. 01/14/23
3FG Attempts	2 4 times
FT Made	4 vs Southern U. 11/17/21, vs Southern U. 11/07/22
FT Attempts	4 vs Southern U. 11/17/21, vs Southern U. 11/07/22, vs Dartmouth 12/21/22

				Field Goals		3-Point		F-Throws		Rebounds				Scoring						
SEASON	TEAM	GP-GS	MIN/AVG	FG-FGA	FG%	3FG-3FGA	3FG%	FT-FTA	FT%	OFF	DEF	TOT	AVG	PF-FO	A	TO	BLK	STL	PTS	AVG
2021-22	Iowa	19-0	178/9.4	9-38	.237	2-12	.167	11-12	.917	14	33	47	2.5	19-1	8	12	2	5	31	1.6
2022-23	Iowa	26-0	280/10.8	27-53	.509	4-18	.222	17-20	.850	19	48	67	2.6	24-0	28	15	5	9	75	2.9
<b>TOTAL</b>		<b>45-0</b>	<b>459/10.2</b>	<b>36-91</b>	<b>.396</b>	<b>6-30</b>	<b>.200</b>	<b>28-32</b>	<b>.875</b>	<b>33</b>	<b>81</b>	<b>114</b>	<b>2.5</b>	<b>43-1</b>	<b>36</b>	<b>27</b>	<b>7</b>	<b>14</b>	<b>106</b>	<b>2.4</b>





# IOWA BASKETBALL

@IOWAWBB BIOS

28 NCAA Tournaments • 8 Sweet Sixteens • 4 Elite Eights • 1993 NCAA Final Four • 14 Big Ten Titles

## Kylie Feuerbach

2022-23 Game-by-Game



Guard • 6-0 • Junior  
Sycamore, Ill.  
Sycamore / Iowa State

- Played all 32 games and started two in her first season as a Hawkeye
- Dished out season-high assists (6) in home opener against New Hampshire (Nov. 9)
- Scored season-high points (10) against Illinois (Jan. 23)
- Pulled down season-high rebounds (5) against Evansville (Jan. 3)
- Made first career start as a Hawkeye at Wisconsin (Feb. 3)
- Pulled down four rebounds and scored seven points against No. 6/5 Michigan (Feb. 27), while shooting 3-for-3 from the field, including a 3-pointer
- Is out for the 2022-23 season with an injury.

### Single Game Highs

Statistic	Value	
Points	10	vs Illinois 01/23/22
Rebounds	5	vs Evansville 01/02/22
Assists	6	vs New Hampshire 11/09/21
Steals	2	vs Illinois 01/23/22, at Minnesota 01/20/22, vs Minnesota 02/09/22
Blocks	1	6 times
FG Made	4	vs Samford 11/11/21, vs Illinois 01/23/22
FG Attempts	8	vs Samford 11/11/21, vs Illinois 01/23/22, vs Evansville 01/02/22
3FG Made	2	at UNI 11/14/21, vs Illinois 01/23/22
3FG Attempts	5	vs Illinois 01/23/22
FT Made	3	at Minnesota 01/20/22
FT Attempts	4	at Minnesota 01/20/22

				Field Goals		3-Point		F-Throws		Rebounds				Scoring						
SEASON	TEAM	GP-GS	MIN/AVG	FG-FGA	FG%	3FG-3FGA	3FG%	FT-FTA	FT%	OFF	DEF	TOT	AVG	PF-FO	A	TO	BLK	STL	PTS	AVG
2021-22	Iowa	32-2	466/14.6	36-85	.424	11-36	.306	25-29	.862	7	35	42	1.3	37-0	31	43	6	15	108	3.4
TOTAL		32-2	466/14.6	36-85	.424	11-36	.306	25-29	.862	7	35	42	1.3	37-0	31	43	6	15	108	3.4





# IOWA BASKETBALL

@IOWAWBB BIOS

28 NCAA Tournaments • 8 Sweet Sixteens • 4 Elite Eights • 1993 NCAA Final Four • 14 Big Ten Titles

## Shateah Wetering



Forward • 6-0 • Junior  
Montezuma, Iowa  
Montezuma

- Made debut against Southern after being out 2021-22 season.

## 2022-23 Game-by-Game

Opponent	Date	GS	MIN	Total		3-Pointers		Free throws		Rebounds				PF	A	TO	BLK	STL	PTS	AVG
				FG-FGA	PCT	3FG-3FGA	PCT	FT-FTA	PCT	OFF	DEF	TOT	AVG							
Southern U.	11/07/2022		09:10	1-2	.500	1-2	.500	0-0	.000	1	2	3	3.0	0	3	0	1	1	3	3.0
Evansville	11/10/2022		08:27	0-0	.000	0-0	.000	1-2	.500	1	0	1	2.0	1	0	1	0	1	1	2.0
at Wisconsin	12/04/2022		04:23	1-1	1.000	1-1	1.000	0-0	.000	0	0	0	1.3	0	0	1	0	0	3	2.3
Minnesota	12/10/2022		03:00	0-0	.000	0-0	.000	0-0	.000	0	1	1	1.3	2	0	0	0	0	0	1.8
Dartmouth	12/21/2022		05:31	0-3	.000	0-2	.000	0-0	.000	0	1	1	1.2	1	0	1	0	1	0	1.4
Purdue	12/29/2022		01:17	0-0	.000	0-0	.000	0-0	.000	0	0	0	1.0	0	0	0	0	0	0	1.2
Northwestern	01/11/2023		03:46	0-0	.000	0-0	.000	1-2	.500	0	0	0	0.9	0	0	1	0	0	1	1.1
Penn St.	01/14/2023		10:29	1-2	.500	1-2	.500	0-2	.000	0	1	1	0.9	1	0	1	0	0	3	1.4
at Penn St.	02/05/2023		06:05	1-3	.333	0-1	.000	0-0	.000	1	1	2	1.0	0	0	0	0	0	2	1.4
Rutgers	02/12/2023		17:40	1-4	.250	0-1	.000	0-0	.000	1	1	2	1.1	1	2	2	0	0	2	1.5
Wisconsin	02/15/2023		05:45	0-2	.000	0-1	.000	0-0	.000	0	0	0	1.0	0	2	1	0	0	0	1.4
at Nebraska	02/18/2023		01:20	0-1	.000	0-0	.000	0-0	.000	0	0	0	0.9	0	0	0	0	0	0	1.3
<b>Totals</b>		<b>0</b>	<b>76:53</b>	<b>5-18</b>	<b>.278</b>	<b>3-10</b>	<b>.300</b>	<b>2-6</b>	<b>.333</b>	<b>4</b>	<b>7</b>	<b>11</b>	<b>0.9</b>	<b>6</b>	<b>7</b>	<b>8</b>	<b>1</b>	<b>3</b>	<b>15</b>	<b>1.3</b>

## Player Averages

Games Played	Minutes/ game	Points/ game	FG Pct	3FG Pct	FT Pct	Rebounds/ game	Assists/ game	Turnovers/ game	Assist/Turnover ratio	Steals/ game	Blocks/ game
12	6.4	1.3	27.8	30.0	33.3	0.9	0.6	0.7	0.9	0.3	0.1

## Single Game Highs

Statistic	Value
Points	3 vs Southern U. 11/07/22, at Wisconsin 12/04/22, vs Penn St. 01/14/23
Rebounds	3 vs Southern U. 11/07/22
Assists	3 vs Southern U. 11/07/22
Steals	1 vs Southern U. 11/07/22, vs Evansville 11/10/22, vs Dartmouth 12/21/22
Blocks	1 vs Southern U. 11/07/22
FG Made	1 6 times
FG Attempts	4 vs Rutgers 02/12/23
3FG Made	1 vs Southern U. 11/07/22, at Wisconsin 12/04/22, vs Penn St. 01/14/23
3FG Attempts	2 vs Southern U. 11/07/22, vs Dartmouth 12/21/22, vs Penn St. 01/14/23
FT Made	2 vs Kentucky 03/23/21
FT Attempts	2 5 times

SEASON	TEAM	GP-GS		Field Goals		3-Point		F-Throws		Rebounds				Scoring						
		GP-GS	MIN/AVG	FG-FGA	FG%	3FG-3FGA	3FG%	FT-FTA	FT%	OFF	DEF	TOT	AVG	PF-FO	A	TO	BLK	STL	PTS	AVG
2020-21	Iowa	7-0	21/3.0	1-5	.200	0-2	.000	3-4	.750	1	3	4	0.6	1-0	0	1	0	0	5	0.7
2022-23	Iowa	12-0	77/6.4	5-18	.278	3-10	.300	2-6	.333	4	7	11	0.9	6-0	7	8	1	3	15	1.3
<b>TOTAL</b>		<b>19-0</b>	<b>98/5.2</b>	<b>6-23</b>	<b>.261</b>	<b>3-12</b>	<b>.250</b>	<b>5-10</b>	<b>.500</b>	<b>5</b>	<b>10</b>	<b>15</b>	<b>0.8</b>	<b>7-0</b>	<b>7</b>	<b>9</b>	<b>1</b>	<b>3</b>	<b>20</b>	<b>1.1</b>



hawkeyesports.com



# IOWA BASKETBALL

@IOWAWBB BIOS

28 NCAA Tournaments • 8 Sweet Sixteens • 4 Elite Eights • 1993 NCAA Final Four • 14 Big Ten Titles

## McKenna Warnock



Forward • 6-1 • Senior

Madison, Wis.

Monona Grove

### In 2022-23

- Earned BIG Honor Roll on Jan. 2, averaging 18 ppg, 7.5 rpg, and shot the ball 63% from behind the arc.
- Recorded her 14th career double-double with 14 points and 11 rebounds, and two assists against No. 2 Indiana (Feb. 9)
- Set season-high six assists against UNI (Dec. 18)
- Netted a season-high five 3-point field goals against Purdue (Dec. 29)
- 12th most made 3-pointers in school history. (165)
- Registered double figures in 16 games this season.
- Became the 41st Hawkeye to eclipse 1,000 career points.
- Ranks 17th in all-time career rebounds with 688
- Is the eighth Iowa women's basketball player to eclipse more than 1,000 points and 640 rebounds in a career.

### 2022-23 Game-by-Game

Opponent	Date	GS	MIN	Total		3-Pointers		Free throws		Rebounds				PF	A	TO	BLK	STL	PTS	AVG	
				FG-FGA	PCT	3FG-3FGA	PCT	FT-FTA	PCT	OFF	DEF	TOT	AVG								
Southern U.	11/07/2022	*	24:24	2-6	.333	1-5	.200	0-0	.000	0	8	8	8.0	0	0	1	1	1	5	5.0	
Evansville	11/10/2022	*	21:47	6-7	.857	3-4	.750	0-0	.000	0	8	8	8.0	2	2	1	0	1	15	10.0	
at Drake	11/13/2022	*	28:09	4-7	.571	3-5	.600	0-0	.000	0	3	3	6.3	5	2	2	0	3	11	10.3	
at Kansas St.	11/17/2022	*	37:21	4-6	.667	1-3	.333	3-3	1.000	1	7	8	6.8	4	2	1	0	1	12	10.8	
Belmont	11/20/2022	*	29:26	1-5	.200	1-4	.250	3-4	.750	2	6	8	7.0	1	1	1	0	0	6	9.8	
vs Oregon St.	11/25/2022	*	34:14	5-9	.556	2-4	.500	0-0	.000	0	2	2	6.2	2	1	2	0	0	12	10.2	
vs UConn	11/27/2022	*	32:14	4-14	.286	3-11	.273	3-4	.750	0	4	4	5.9	4	2	2	0	1	14	10.7	
NC State	12/01/2022	*	31:26	3-9	.333	2-5	.400	7-8	.875	2	5	7	6.0	4	2	1	0	2	15	11.3	
at Wisconsin	12/04/2022	*	30:57	4-9	.444	3-5	.600	2-2	1.000	1	1	2	5.6	2	3	3	0	0	13	11.4	
Iowa St.	12/07/2022	*	30:18	3-8	.375	1-4	.250	2-2	1.000	2	4	6	5.6	4	2	1	1	1	9	11.2	
Minnesota	12/10/2022	*	25:21	5-7	.714	1-3	.333	1-2	.500	3	7	10	6.0	2	4	3	0	0	12	11.3	
UNI	12/18/2022	*	35:56	3-10	.300	1-5	.200	2-2	1.000	1	4	5	5.9	1	6	1	0	3	9	11.1	
Dartmouth	12/21/2022	*	18:30	6-8	.750	2-3	.667	0-0	.000	0	3	3	5.7	4	2	0	1	2	14	11.3	
Purdue	12/29/2022	*	33:44	7-10	.700	5-7	.714	0-0	.000	2	7	9	5.9	0	1	1	0	3	19	11.9	
at Illinois	01/01/2023	*	37:36	4-8	.500	2-4	.500	7-8	.875	3	3	6	5.9	2	3	3	0	0	17	12.2	
at Michigan	01/07/2023	*	35:17	4-7	.571	4-6	.667	2-2	1.000	2	2	4	5.8	3	0	4	0	2	14	12.3	
Northwestern	01/11/2023	*	27:29	4-7	.571	0-1	.000	2-2	1.000	2	6	8	5.9	3	1	2	2	1	10	12.2	
Penn St.	01/14/2023	*	29:44	5-8	.625	2-3	.667	4-6	.667	3	7	10	6.2	3	3	3	0	1	16	12.4	
at Michigan St.	01/18/2023	*	19:25	2-4	.500	0-2	.000	0-0	.000	1	1	2	5.9	1	1	2	0	1	4	11.9	
Maryland	02/02/2023	*	27:26	1-3	.333	0-1	.000	1-3	.333	1	5	6	6.0	2	3	3	1	0	3	11.5	
at Penn St.	02/05/2023	*	18:28	4-6	.667	1-2	.500	0-0	.000	0	5	5	5.9	0	2	0	0	1	9	11.4	
at Indiana	02/09/2023	*	27:30	5-8	.625	2-4	.500	2-2	1.000	2	9	11	6.1	4	1	2	1	0	14	11.5	
Rutgers	02/12/2023	*	13:52	3-6	.500	1-2	.500	0-0	.000	0	2	2	6.0	2	0	1	0	0	7	11.3	
Wisconsin	02/15/2023	*	28:05	7-11	.636	1-4	.250	1-3	.333	1	2	3	5.8	1	4	2	1	2	16	11.5	
at Nebraska	02/18/2023	*	29:26	1-4	.250	1-2	.500	0-0	.000	0	5	5	5.8	0	4	2	1	0	3	11.2	
Totals			25	708:04	97-187	.519	43-99	.434	42-53	.792	29	116	145	5.8	56	52	44	9	26	279	11.2

### Player Averages

Games Played	Minutes/game	Points/game	FG Pct	3FG Pct	FT Pct	Rebounds/game	Assists/game	Turnovers/game	Assist/Turnover ratio	Steals/game	Blocks/game
25	28.3	11.2	51.9	43.4	79.2	5.8	2.1	1.8	1.2	1.0	0.4

### Single Game Highs

Statistic	Value
Points	25 at Penn St. 01/25/22
Rebounds	17 at Northwestern 01/09/21
Assists	7 vs Northwestern 01/28/21, vs UCF 12/18/21
Steals	3 8 times
Blocks	2 6 times
FG Made	10 at Penn St. 01/25/22
FG Attempts	14 vs UConn 11/27/22
3FG Made	7 at Nebraska 01/09/22
3FG Attempts	11 vs UConn 11/27/22
FT Made	8 at Drake 12/02/20
FT Attempts	10 at Drake 12/02/20

				Field Goals		3-Point		F-Throws		Rebounds										Scoring	
SEASON	TEAM	GP-GS	MIN/AVG	FG-FGA	FG%	3FG-3FGA	3FG%	FT-FTA	FT%	OFF	DEF	TOT	AVG	PF-FO	A	TO	BLK	STL	PTS	AVG	
2019-20	Iowa	30-3	566/18.9	79-154	.513	29-66	.439	52-73	.712	19	117	136	4.5	61-0	50	27	8	19	239	8.0	
2020-21	Iowa	29-29	934/32.2	119-226	.527	51-113	.451	60-75	.800	36	196	232	8.0	64-1	91	59	18	26	349	12.0	
2021-22	Iowa	27-27	809/30.0	108-211	.512	42-104	.404	39-47	.830	33	142	175	6.5	70-2	76	48	12	35	297	11.0	
2022-23	Iowa	25-25	708/28.3	97-187	.519	43-99	.434	42-53	.792	29	116	145	5.8	56-1	52	44	9	26	279	11.2	
TOTAL		111-84	3016/27.2	403-778	.518	165-382	.432	193-248	.778	117	571	688	6.2	251-4	269	178	47	106	1164	10.5	



hawkeyesports.com



# IOWA BASKETBALL

@IOWAWBB BIOS

28 NCAA Tournaments • 8 Sweet Sixteens • 4 Elite Eights • 1993 NCAA Final Four • 14 Big Ten Titles

## Kate Martin



Guard • 6-0 • RS-Senior  
Edwardsville, Ill.  
Edwardsville

- Started all 32 games for the Hawkeyes
- Earned Iowa's Big Ten Sportsmanship Award
- Scored double digits in nine games last season, averaging 7.2 points per game.
- Ranked 81st in assist turnover ratio (1.79)
- Recorded season-high assists (8) in the Big Ten Championship game against Indiana (March 6)
- Earned Academic All-Big Ten honors and was named to Iowa's Dean's List

### In 2022-23

- Set career-high 20 points against UConn (Nov. 27) going 6-for-6 from behind the arc.
- Dished out a career-high 13 assists vs Dartmouth (Dec. 21)
- Ranks 19th all-time in career assists (340)
- Netter her 600th career point against Michigan (Jan. 7)
- Registered first double-double of the season against No. 2 Ohio State with 13 points, 11 rebounds, and 4 assists.

## 2022-23 Game-by-Game

Opponent	Date	GS	MIN	Total		3-Pointers		Free throws		Rebounds				PF	A	TO	BLK	STL	PTS	AVG
				FG-FGA	PCT	3FG-3FGA	PCT	FT-FTA	PCT	OFF	DEF	TOT	AVG							
Southern U.	11/07/2022	*	22:42	2-4	.500	1-3	.333	0-0	.000	1	3	4	4.0	2	2	1	0	1	5	5.0
Evansville	11/10/2022	*	20:13	2-4	.500	1-2	.500	1-2	.500	0	0	0	2.0	3	1	1	0	0	6	5.5
at Drake	11/13/2022	*	25:59	0-3	.000	0-2	.000	0-0	.000	0	6	6	3.3	3	3	1	0	0	0	3.7
at Kansas St.	11/17/2022	*	23:33	2-5	.400	0-1	.000	0-0	.000	1	5	6	4.0	5	6	2	0	1	4	3.8
Belmont	11/20/2022	*	31:43	2-6	.333	1-3	.333	1-2	.500	2	3	5	4.2	0	1	0	0	1	6	4.2
vs Oregon St.	11/25/2022	*	33:57	2-5	.400	0-1	.000	0-0	.000	3	3	6	4.5	2	4	1	0	1	4	4.2
vs UConn	11/27/2022	*	33:59	7-10	.700	6-6	1.000	0-0	.000	0	2	2	4.1	0	2	3	0	2	20	6.4
NC State	12/01/2022	*	28:35	2-5	.400	1-2	.500	2-2	1.000	0	0	0	3.6	1	1	1	0	0	7	6.5
at Wisconsin	12/04/2022	*	21:01	1-4	.250	1-3	.333	0-0	.000	1	1	2	3.4	2	4	1	1	2	3	6.1
Iowa St.	12/07/2022	*	36:13	5-8	.625	3-4	.750	0-0	.000	1	4	5	3.6	2	2	0	1	0	13	6.8
Minnesota	12/10/2022	*	18:34	3-5	.600	0-2	.000	1-1	1.000	2	3	5	3.7	1	3	1	0	0	7	6.8
UNI	12/18/2022	*	23:43	4-8	.500	1-2	.500	0-0	.000	1	3	4	3.8	3	0	1	1	2	9	7.0
Dartmouth	12/21/2022	*	23:08	1-1	1.000	1-1	1.000	1-2	.500	0	3	3	3.7	1	13	1	0	1	4	6.8
Purdue	12/29/2022	*	28:25	2-7	.286	1-5	.200	0-0	.000	1	7	8	4.0	3	3	3	0	2	5	6.6
at Illinois	01/01/2023	*	37:04	2-6	.333	2-3	.667	0-0	.000	0	3	3	3.9	2	4	2	0	0	6	6.6
at Michigan	01/07/2023	*	23:35	4-8	.500	1-3	.333	1-1	1.000	2	0	2	3.8	3	1	4	0	0	10	6.8
Northwestern	01/11/2023	*	23:25	3-5	.600	2-3	.667	0-0	.000	2	0	2	3.7	0	2	0	0	0	8	6.9
Penn St.	01/14/2023	*	17:27	0-1	.000	0-1	.000	0-0	.000	0	3	3	3.7	1	2	2	0	1	0	6.5
at Michigan St.	01/18/2023	*	39:38	1-4	.250	1-2	.500	6-6	1.000	0	3	3	3.6	1	4	0	1	2	9	6.6
at Ohio St.	01/23/2023	*	36:21	3-9	.333	3-8	.375	4-4	1.000	1	10	11	4.0	2	4	3	2	0	13	7.0
Nebraska	01/28/2023	*	32:34	2-4	.500	1-2	.500	1-2	.500	1	4	5	4.0	0	6	1	1	3	6	6.9
Maryland	02/02/2023	*	33:01	1-4	.250	0-3	.000	1-2	.500	0	6	6	4.1	2	6	2	1	2	3	6.7
at Penn St.	02/05/2023	*	20:32	4-5	.800	1-2	.500	2-2	1.000	0	8	8	4.3	2	1	1	0	0	11	6.9
at Indiana	02/09/2023	*	35:13	2-7	.286	0-4	.000	2-2	1.000	1	6	7	4.4	4	1	1	2	0	6	6.9
Rutgers	02/12/2023	*	14:09	3-3	1.000	0-0	.000	0-0	.000	0	5	5	4.4	2	5	0	0	1	6	6.8
Wisconsin	02/15/2023	*	22:36	3-5	.600	1-3	.333	0-0	.000	0	2	2	4.3	2	4	3	0	1	7	6.8
at Nebraska	02/18/2023	*	28:26	4-6	.667	2-4	.500	0-0	.000	0	1	1	4.2	1	6	2	0	0	10	7.0
<b>Totals</b>			<b>27</b>	<b>735:47</b>	<b>.472</b>	<b>31-75</b>	<b>.413</b>	<b>23-28</b>	<b>.821</b>	<b>20</b>	<b>94</b>	<b>114</b>	<b>4.2</b>	<b>50</b>	<b>91</b>	<b>38</b>	<b>10</b>	<b>23</b>	<b>188</b>	<b>7.0</b>

### Player Averages

Games Played	Minutes/game	Points/game	FG Pct	3FG Pct	FT Pct	Rebounds/game	Assists/game	Turnovers/game	Assist/Turnover ratio	Steals/game	Blocks/game
27	27.3	7.0	47.2	41.3	82.1	4.2	3.4	1.4	2.4	0.9	0.4

### Single Game Highs

Statistic	Value	
Points	20	vs UConn 11/27/22
Rebounds	11	vs Nebraska 03/05/22, at Ohio St. 01/23/23
Assists	13	vs Dartmouth 12/21/22
Steals	4	at Minnesota 01/31/21, vs Purdue 03/10/21
Blocks	3	at Wisconsin 02/03/22, at Michigan 02/06/22, vs Illinois St. 03/18/22
FG Made	7	vs Penn St. 02/18/21, vs UConn 11/27/22
FG Attempts	13	vs Indiana 03/06/22
3FG Made	6	vs UConn 11/27/22
3FG Attempts	8	at Ohio St. 01/23/23
FT Made	6	at UNI 11/17/19, at Michigan St. 01/18/23
FT Attempts	9	at UNI 11/17/19

SEASON	TEAM	GP-GS	MIN/AVG	Field Goals		3-Point		F-Throws		Rebounds									Scoring	
				FG-FGA	FG%	3FG-3FGA	3FG%	FT-FTA	FT%	OFF	DEF	TOT	AVG	PF-FO	A	TO	BLK	STL	PTS	AVG
2019-20	Iowa	24-0	202/8.4	21-64	.328	4-22	.182	12-16	.750	13	30	43	1.8	18-0	18	16	3	8	58	2.4
2020-21	Iowa	30-30	922/30.7	78-181	.431	28-79	.354	27-32	.844	44	88	132	4.4	67-2	120	48	9	37	211	7.0
2021-22	Iowa	32-32	961/30.0	86-190	.453	20-70	.286	37-50	.740	39	119	158	4.9	78-3	111	62	23	36	229	7.2
2022-23	Iowa	27-27	736/27.3	67-142	.472	31-75	.413	23-28	.821	20	94	114	4.2	50-1	91	38	10	23	188	7.0
<b>TOTAL</b>		<b>113-89</b>	<b>2821/25.0</b>	<b>252-577</b>	<b>.437</b>	<b>83-246</b>	<b>.337</b>	<b>99-126</b>	<b>.786</b>	<b>116</b>	<b>331</b>	<b>447</b>	<b>4.0</b>	<b>213-6</b>	<b>340</b>	<b>164</b>	<b>45</b>	<b>104</b>	<b>686</b>	<b>6.1</b>



hawkeyesports.com



# IOWA BASKETBALL

@IOWAWBB BIOS

28 NCAA Tournaments • 8 Sweet Sixteens • 4 Elite Eights • 1993 NCAA Final Four • 14 Big Ten Titles

## Caitlin Clark



Guard • 6-0 • Junior  
West Des Moines, Iowa  
Dowling Catholic

\*For full career highlights, see player page 6, 7. \*

- 2022-23 Preseason Wooden Award watch list
- 2022-23 Preseason first team All-Big Ten
- Voted ESPN's Midseason Player of the Year
- Named to Nancy Lieberman's Midseason Top 10
- Named to Wooden Award Late Season Top 20
- Named to Dawn Staley Award Late Season Watch List
- 39 career double-doubles
- Named to the USWBA Ann Meyers Drysdale Player of the Year Watch List
- Named to Naismith Women's Player of the Year Midseason Team
- Earned BIG Player of the week on Feb. 6, Jan. 17, Dec. 5, Dec. 12, and earned Co-BIG Player of the Week on Jan. 30 to mark her 17th weekly award, which is the third-most in BIG history. She has garnered weekly honors five times this season which is a conference-best.
- Eclipsed 2,000 career points in her 75th career game, which ties her for the fastest NCAA Division I women's basketball player to do so. (Elena Delle Donne). She is the fourth Hawkeye women's basketball player to score 2,000 points and is the seventh Iowa men's or women's basketball player to score 2,000 points.
- Clark is the second player in Big Ten women's basketball history to have registered more than 2,000 points, 550 assists, 520 rebounds, 110 steals, and 40 blocks in a career.
- Nine career triple-doubles, setting a new Big Ten record for most triple-doubles in a career and ties for second-best in NCAA women's basketball history.
- Leads the country in games with 25+ points, 5+ rebounds, and 5+ assists. She has done that 14 times this year, which is an NCAA Best.
- Has scored 20 or more points in 24 games this season, surpassing Sabrina Ionescu for most career games scoring 20+ points, 5 rebounds, and 5 assists.
- Broke Bramlage Coliseum record by an opponent for most free throw attempts made with 13 against Kansas State.
- Clark has scored 30+ points eight times this season and 30 times in her career.
- Has a streak of scoring in double figures an astounding 79 games, which is a NCAA Division I best.
- Clark is the only player in the nation with more than 720 points, 200 rebounds, 210 assists, and 40 steals this season.
- Registered a new season-high season-high 45 points, six boards, and four assists to set a new Carver-Hawkeye Arena record for points in a game, breaking the previous record of 43 set by herself last season. She has scored 40 or more points six times in her career and twice this season.
- Ranks fourth all-time with 695 career assists, and is the 10th Big Ten women's basketball player to do so.
- Ranks 27th all-time in career rebounds with 635.
- Clark has netted a 3-point basket in 46 straight games. She has hit at least one 3-pointer in 87 career games.

### 2022-23 Game-by-Game

Opponent	Date	GS	MIN	Total		3-Pointers		Free throws		Rebounds				PF	A	TO	BLK	STL	PTS	AVG	
				FG-FGA	PCT	3FG-3FGA	PCT	FT-FTA	PCT	OFF	DEF	TOT	AVG								
Southern U.	11/07/2022	*	20:13	6-10	.600	3-6	.500	5-7	.714	0	9	9	9.0	1	1	4	0	1	20	20.0	
Evansville	11/10/2022	*	21:50	8-12	.667	2-5	.400	8-9	.889	0	5	5	7.0	1	12	3	0	2	26	23.0	
at Drake	11/13/2022	*	42:58	9-28	.321	4-14	.286	6-9	.667	1	4	5	6.3	4	9	4	0	2	28	24.7	
at Kansas St.	11/17/2022	*	35:43	6-17	.353	2-7	.286	13-16	.813	0	10	10	7.3	1	7	3	0	1	27	25.3	
Belmont	11/20/2022	*	30:46	10-18	.556	3-7	.429	10-11	.909	0	3	3	6.4	2	5	1	1	2	33	26.8	
vs Oregon St.	11/25/2022	*	35:23	12-23	.522	2-8	.250	2-3	.667	0	9	9	6.8	3	8	0	2	0	28	27.0	
vs UConn	11/27/2022	*	40:00	9-24	.375	2-11	.182	5-7	.714	0	7	7	6.9	2	6	3	1	2	25	26.7	
NC State	12/01/2022	*	38:51	16-28	.571	5-13	.385	8-8	1.000	0	6	6	6.8	3	4	4	0	1	45	29.0	
at Wisconsin	12/04/2022	*	29:46	8-14	.571	2-5	.400	4-4	1.000	0	10	10	7.1	1	10	5	2	2	22	28.2	
Iowa St.	12/07/2022	*	38:40	7-20	.350	4-9	.444	1-2	.500	1	7	8	7.2	2	8	5	0	5	19	27.3	
Minnesota	12/10/2022	*	35:14	11-26	.423	4-9	.444	6-8	.750	2	8	10	7.5	2	9	3	0	4	32	27.7	
UNI	12/18/2022	*	36:28	6-17	.353	1-7	.143	13-14	.929	0	8	8	7.5	2	7	2	0	3	26	27.6	
Dartmouth	12/21/2022	*	26:00	5-8	.625	2-3	.667	8-9	.889	0	10	10	7.7	0	6	6	0	1	20	27.0	
Purdue	12/29/2022	*	31:10	7-16	.438	4-10	.400	6-9	.667	0	6	6	7.6	4	5	3	0	1	24	26.8	
at Illinois	01/01/2023	*	36:54	11-27	.407	7-14	.500	3-3	1.000	1	4	5	7.4	5	7	5	0	0	32	27.1	
at Michigan	01/07/2023	*	37:25	10-17	.588	2-6	.333	6-7	.857	0	8	8	7.4	0	3	4	1	0	28	27.2	
Northwestern	01/11/2023	*	32:18	6-14	.429	4-8	.500	4-6	.667	0	9	9	7.5	2	14	4	1	1	20	26.8	
Penn St.	01/14/2023	*	28:01	9-15	.600	3-7	.429	6-6	1.000	1	6	7	7.5	3	10	1	0	1	27	26.8	
at Michigan St.	01/18/2023	*	42:49	6-19	.316	2-10	.200	12-14	.857	0	9	9	7.6	2	11	5	2	0	26	26.7	
at Ohio St.	01/23/2023	*	40:00	8-19	.421	3-10	.300	9-10	.900	1	9	10	7.7	1	15	7	2	1	28	26.8	
Nebraska	01/28/2023	*	36:39	9-26	.346	5-12	.417	10-12	.833	1	11	12	7.9	1	9	6	1	3	33	27.1	
Maryland	02/02/2023	*	38:31	13-19	.684	6-11	.545	10-11	.909	0	7	7	7.9	3	8	8	1	2	42	27.8	
at Penn St.	02/05/2023	*	31:35	9-17	.529	2-6	.333	3-3	1.000	3	7	10	8.0	1	14	4	1	2	23	27.6	
at Indiana	02/09/2023	*	39:27	12-28	.429	3-11	.273	8-11	.727	1	3	4	7.8	4	10	8	0	2	35	27.9	
Rutgers	02/12/2023	*	20:37	4-7	.571	2-4	.500	5-6	.833	0	4	4	7.6	0	10	3	0	3	15	27.4	
Wisconsin	02/15/2023	*	28:49	9-12	.750	4-7	.571	2-2	1.000	0	6	6	7.6	0	8	3	0	1	24	27.2	
at Nebraska	02/18/2023	*	33:04	10-21	.476	4-10	.400	6-7	.857	0	5	5	7.5	0	8	3	0	1	30	27.3	
Totals			27	909:11	236-502	.470	87-230	.378	179-214	.836	12	190	202	7.5	50	224	107	15	44	738	27.3

### Player Averages

Games Played	Minutes/game	Points/game	FG Pct	3FG Pct	FT Pct	Rebounds/game	Assists/game	Turnovers/game	Assist/Turnover ratio	Steals/game	Blocks/game
27	33.7	27.3	47.0	37.8	83.6	7.5	8.3	4.0	2.1	1.6	0.6

### Single Game Highs

Statistic	Value	
Points	46	at Michigan 02/06/22
Rebounds	13	vs Western Ill. 12/22/20, at Minnesota 01/20/22
Assists	18	at Penn St. 01/25/22
Steals	5	at Rutgers 02/24/22, vs Iowa St. 12/07/22
Blocks	3	vs Northwestern 03/04/22
FG Made	18	vs Evansville 01/02/22
FG Attempts	29	at Michigan 02/06/22
3FG Made	9	at Maryland 02/23/21
3FG Attempts	16	at Maryland 02/23/21
FT Made	14	at Purdue 01/13/22
FT Attempts	16	at Purdue 01/13/22, at Kansas St. 11/17/22

				Field Goals		3-Point		F-Throws		Rebounds									Scoring	
SEASON	TEAM	GP-GS	MIN/AVG	FG-FGA	FG%	3FG-3FGA	3FG%	FT-FTA	FT%	OFF	DEF	TOT	AVG	PF-FO	A	TO	BLK	STL	PTS	AVG
2020-21	Iowa	30-30	1020/34.0	266-564	.472	116-286	.406	151-176	.858	18	159	177	5.9	69-3	214	144	14	38	799	26.6
2021-22	Iowa	32-32	1147/35.9	286-633	.452	91-274	.332	200-227	.881	14	242	256	8.0	79-0	257	152	20	47	863	27.0
2022-23	Iowa	27-27	909/33.7	236-502	.470	87-230	.378	179-214	.836	12	190	202	7.5	50-1	224	107	15	44	738	27.3
TOTAL		89-89	3076/34.6	788-1699	.464	294-790	.372	530-617	.859	44	591	635	7.1	198-4	695	403	49	129	2400	27.0



hawkeyesports.com



# IOWA BASKETBALL

@IOWAWBB BIOS

28 NCAA Tournaments • 8 Sweet Sixteens • 4 Elite Eights • 1993 NCAA Final Four • 14 Big Ten Titles

## Jada Gyamfi



Forward • 6-1 • Freshman  
Johnston, Iowa.  
Johnston

- 2022 Class 5A Iowa State Champion during senior season and was runner-up during junior season at Johnston High School
- Played for All Iowa Attack (2017-2021) under Dickson Jensen, Randy Mauro and Allen Jones, winning three Nike National Championships, two Boo Williams Championships and recorded an undefeated season in 2020

### In 2022-23

- Ranked No. 68 by World Exposure Report of top newcomers to watch
- Made first collegiate debut against Dartmouth (Dec. 21)

## 2022-23 Game-by-Game

Opponent	Date	GS	MIN	Total		3-Pointers		Free throws		Rebounds				PF		A		BLK	STL	PTS	AVG
				FG-FGA	PCT	3FG-3FGA	PCT	FT-FTA	PCT	OFF	DEF	TOT	AVG								
Dartmouth	12/21/2022		02:53	1-2	.500	0-1	.000	0-0	.000	1	3	4	4.0	0	1	1	0	0	0	2	2.0
Northwestern	01/11/2023		02:14	0-0	.000	0-0	.000	0-0	.000	1	0	1	2.5	0	1	0	0	0	0	0	1.0
Penn St.	01/14/2023		04:57	0-2	.000	0-2	.000	0-0	.000	0	1	1	2.0	1	1	1	0	1	0	0	0.7
at Penn St.	02/05/2023		02:40	0-1	.000	0-0	.000	0-0	.000	0	0	0	1.5	0	0	0	0	0	0	0	0.5
Rutgers	02/12/2023		07:34	1-1	1.000	1-1	1.000	1-2	.500	0	1	1	1.4	0	1	0	0	0	4	1.2	
Wisconsin	02/15/2023		02:31	0-0	.000	0-0	.000	0-0	.000	0	0	0	1.2	0	0	1	0	0	0	0	1.0
<b>Totals</b>		<b>0</b>	<b>22:49</b>	<b>2-6</b>	<b>.333</b>	<b>1-4</b>	<b>.250</b>	<b>1-2</b>	<b>.500</b>	<b>2</b>	<b>5</b>	<b>7</b>	<b>1.2</b>	<b>1</b>	<b>4</b>	<b>3</b>	<b>0</b>	<b>1</b>	<b>6</b>	<b>1.0</b>	

### Player Averages

Games Played	Minutes/ game	Points/ game	FG Pct	3FG Pct	FT Pct	Rebounds/ game	Assists/ game	Turnovers/ game	Assist/Turnover ratio	Steals/ game	Blocks/ game
6	3.8	1.0	33.3	25.0	50.0	1.2	0.7	0.5	1.3	0.2	0.0

### Single Game Highs

Statistic	Value
Points	4 vs Rutgers 02/12/23
Rebounds	4 vs Dartmouth 12/21/22
Assists	1 4 times
Steals	1 vs Penn St. 01/14/23
FG Made	1 vs Dartmouth 12/21/22, vs Rutgers 02/12/23
FG Attempts	2 vs Dartmouth 12/21/22, vs Penn St. 01/14/23
3FG Made	1 vs Rutgers 02/12/23
3FG Attempts	2 vs Penn St. 01/14/23

				Field Goals		3-Point		F-Throws		Rebounds								Scoring		
SEASON	TEAM	GP-GS	MIN/AVG	FG-FGA	FG%	3FG-3FGA	3FG%	FT-FTA	FT%	OFF	DEF	TOT	AVG	PF-FO	A	TO	BLK	STL	PTS	AVG
2022-23	Iowa	6-0	23/3.8	2-6	.333	1-4	.250	1-2	.500	2	5	7	1.2	1-0	4	3	0	1	6	1.0
TOTAL		6-0	23/3.8	2-6	.333	1-4	.250	1-2	.500	2	5	7	1.2	1-0	4	3	0	1	6	1.0



hawkeyesports.com



# IOWA BASKETBALL

@IOWAWBB BIOS

28 NCAA Tournaments • 8 Sweet Sixteens • 4 Elite Eights • 1993 NCAA Final Four • 14 Big Ten Titles

## Gabbie Marshall



Guard • 5-10 • Senior  
Cincinnati, Ohio  
Mount Notre Dame

- Started 30 games in back-to-back seasons
- Scored in double figures six times and registered three or more assists in 12 games
- Earned Academic All-Big Ten honors and was named to Iowa's Dean's List.

### In 2022-23

- Had season-high 10 points against UConn (No. 27)
- Ranks 12th all-time for career 3-pointers made with 161.

## 2022-23 Game-by-Game

Opponent	Date	GS	MIN	Total		3-Pointers		Free throws		Rebounds				PF	A	TO	BLK	STL	PTS	AVG	
				FG-FGA	PCT	3FG-3FGA	PCT	FT-FTA	PCT	OFF	DEF	TOT	AVG								
Southern U.	11/07/2022	*	22:00	3-8	.375	0-5	.000	0-0	.000	0	3	3	3.0	0	1	1	0	0	6	6.0	
Evansville	11/10/2022	*	19:31	0-2	.000	0-1	.000	1-2	.500	0	1	1	2.0	2	1	1	0	2	1	3.5	
at Drake	11/13/2022	*	40:45	2-9	.222	2-6	.333	0-0	.000	0	2	2	2.0	2	2	0	0	3	6	4.3	
at Kansas St.	11/17/2022	*	21:38	2-6	.333	1-4	.250	0-0	.000	0	0	0	1.5	3	1	0	0	0	5	4.5	
Belmont	11/20/2022	*	18:55	2-5	.400	1-4	.250	0-0	.000	0	1	1	1.4	1	0	1	0	0	5	4.6	
vs Oregon St.	11/25/2022	*	34:06	3-7	.429	1-3	.333	0-0	.000	0	2	2	1.5	2	1	1	1	4	7	5.0	
vs UConn	11/27/2022	*	37:21	4-9	.444	2-6	.333	0-0	.000	0	2	2	1.6	0	2	0	0	3	10	5.7	
NC State	12/01/2022	*	29:29	0-5	.000	0-3	.000	0-0	.000	0	1	1	1.5	3	1	1	0	4	0	5.0	
at Wisconsin	12/04/2022	*	24:05	2-5	.400	0-2	.000	3-4	.750	0	0	0	1.3	1	1	2	0	1	7	5.2	
Iowa St.	12/07/2022	*	25:52	1-2	.500	1-2	.500	0-0	.000	0	3	3	1.5	1	0	0	0	0	3	5.0	
Minnesota	12/10/2022	*	22:59	0-6	.000	0-6	.000	0-0	.000	0	1	1	1.5	0	1	3	0	1	0	4.5	
UNI	12/18/2022	*	35:10	3-7	.429	2-6	.333	0-0	.000	0	2	2	1.5	1	2	0	0	1	8	4.8	
Dartmouth	12/21/2022	*	19:51	1-5	.200	0-2	.000	1-2	.500	1	1	2	1.5	0	0	0	1	2	3	4.7	
Purdue	12/29/2022	*	27:16	1-4	.250	0-3	.000	2-4	.500	1	1	2	1.6	0	1	2	0	0	4	4.6	
at Illinois	01/01/2023	*	32:18	1-3	.333	1-2	.500	0-0	.000	0	1	1	1.5	2	2	0	0	2	3	4.5	
at Michigan	01/07/2023	*	30:50	2-5	.400	2-4	.500	0-0	.000	1	1	2	1.6	3	2	2	0	1	6	4.6	
Northwestern	01/11/2023	*	19:58	1-3	.333	1-3	.333	0-0	.000	0	1	1	1.5	0	1	1	0	2	3	4.5	
Penn St.	01/14/2023	*	22:32	1-4	.250	1-3	.333	0-0	.000	1	1	2	1.6	0	3	1	0	3	3	4.4	
at Michigan St.	01/18/2023	*	35:18	2-7	.286	2-6	.333	0-0	.000	0	4	4	1.7	3	0	1	0	1	6	4.5	
at Ohio St.	01/23/2023	*	35:08	2-8	.250	1-4	.250	0-0	.000	2	1	3	1.8	1	2	0	0	0	5	4.6	
Nebraska	01/28/2023	*	33:53	3-7	.429	1-3	.333	0-0	.000	1	4	5	1.9	3	1	0	0	0	7	4.7	
Maryland	02/02/2023	*	23:00	0-2	.000	0-2	.000	0-0	.000	0	0	0	1.8	1	5	1	0	3	0	4.5	
at Penn St.	02/05/2023	*	19:15	1-2	.500	1-2	.500	0-2	.000	0	2	2	1.8	3	4	0	0	0	3	4.4	
at Indiana	02/09/2023	*	36:36	1-2	.500	1-1	1.000	0-0	.000	0	0	0	1.8	2	2	1	0	2	3	4.3	
Rutgers	02/12/2023	*	17:48	3-4	.750	2-2	1.000	0-0	.000	0	1	1	1.7	0	3	0	0	2	8	4.5	
Wisconsin	02/15/2023	*	23:31	1-3	.333	1-2	.500	0-0	.000	0	2	2	1.7	1	1	0	0	1	3	4.4	
at Nebraska	02/18/2023	*	23:47	2-2	1.000	2-2	1.000	0-0	.000	0	2	2	1.7	1	0	1	0	3	6	4.5	
Totals			27	732:52	44-132	.333	26-89	.292	7-14	.500	7	40	47	1.7	36	40	20	2	41	121	4.5

### Player Averages

Games Played	Minutes/game	Points/game	FG Pct	3FG Pct	FT Pct	Rebounds/game	Assists/game	Turnovers/game	Assist/Turnover ratio	Steals/game	Blocks/game
27	27.1	4.5	33.3	29.2	50.0	1.7	1.5	0.7	2.0	1.5	0.1

### Single Game Highs

Statistic	Value
Points	27 vs Rutgers 03/11/21
Rebounds	7 vs Rutgers 03/11/21
Assists	6 vs Illinois 12/31/19, vs Rutgers 12/31/20
Steals	6 vs Western Ill. 12/22/20
Blocks	1 10 times
FG Made	10 vs Rutgers 03/11/21
FG Attempts	15 vs Rutgers 03/11/21
3FG Made	7 vs Rutgers 03/11/21
3FG Attempts	11 vs Rutgers 03/11/21
FT Made	5 at Purdue 01/13/22
FT Attempts	6 at Purdue 01/13/22

SEASON	TEAM	GP-GS	MIN/AVG	Field Goals FG-FGA FG%	3-Point 3FG-3FGA 3FG%	F-Throws FT-FTA FT%	Rebounds OFF DEF TOT AVG	PF-FO	A	TO	BLK	STL	PTS	AVG
2019-20	Iowa	30-1	492/16.4	49-125 .392	34-91 .374	17-24 .708	5 19 24 0.8	28-0	37	19	1	22	149	5.0
2020-21	Iowa	30-30	901/30.0	96-212 .453	57-121 .471	24-28 .857	14 48 62 2.1	47-1	58	34	3	57	273	9.1
2021-22	Iowa	30-30	951/31.7	67-163 .411	44-112 .393	25-33 .758	10 43 53 1.8	42-0	63	32	4	50	203	6.8
2022-23	Iowa	27-27	733/27.1	44-132 .333	26-89 .292	7-14 .500	7 40 47 1.7	36-0	40	20	2	41	121	4.5
<b>TOTAL</b>		<b>117-88</b>	<b>3077/26.3</b>	<b>256-632 .405</b>	<b>161-413 .390</b>	<b>73-99 .737</b>	<b>36 150 186 1.6</b>	<b>153-1</b>	<b>198</b>	<b>105</b>	<b>10</b>	<b>170</b>	<b>746</b>	<b>6.4</b>





# IOWA BASKETBALL

@IOWAWBB BIOS

28 NCAA Tournaments • 8 Sweet Sixteens • 4 Elite Eights • 1993 NCAA Final Four • 14 Big Ten Titles

## Monika Czinano



Forward • 6-3 • 5th Year  
Watertown, Minn.  
Watertown-Mayer

• \*For full career highlights, see player page 8. \*

- 2022-23 Preseason first team All-Big Ten
- Preseason Wooden Award Watch List
- Named to the USWBA Ann Meyers Drysdale Player of the Year Watch List
- Named to Wooden Award Late Season Top 20
- Named to Lisa Leslie Watch List
- Named to Naismith Women's Player of the Year Midseason Team
- Recognized as first Big Ten Player of the Week of the season on Nov. 14 and BIG Honor Roll on Jan. 23
- Eclipsed 2,000 career points; she is the fifth Iowa women's basketball player to do so. She is the 38th Big Ten Conference player to score 2,000 career points since the Big Ten incorporated women's athletics in 1981-82, and is the second Hawkeye in as many games to reach that milestone,
- Has reached double figures 23 times this year, nine times with 21 or more points.
- Broke a school record for single-game field goal percentage, finishing with 22 points (11-11 FG) and seven rebounds against Michigan State (Jan. 18)
- Ranks 18th all-time career rebounds with 712 rebounds.
- 8 career double-doubles
- Ranks 3rd in all-time scoring with 2,244 career points.
- Registered a career-high 8 assists against Michigan (Jan. 7)
- Had a season-high three blocks against Northwestern (Jan. 11)
- Tied career-high of two steals against No. 8 Maryland on Feb. 2.
- From Jan. 7 through Feb. 6, she shot 70% from the field, and registered 20 or more points in four of six games.

## 2022-23 Game-by-Game

Opponent	Date	GS	MIN	Total		3-Pointers		Free throws		Rebounds				PF		A	TO	BLK	STL	PTS	AVG
				FG-FGA	PCT	3FG-3FGA	PCT	FT-FTA	PCT	OFF	DEF	TOT	AVG								
Southern U.	11/07/2022	*	20:43	3-4	.750	0-0	.000	4-5	.800	1	3	4	4.0	1	3	3	0	1	10	10.0	
Evansville	11/10/2022	*	19:22	10-14	.714	0-0	.000	3-4	.750	3	4	7	5.5	2	0	0	1	1	23	16.5	
at Drake	11/13/2022	*	37:13	14-21	.667	0-0	.000	8-14	.571	5	6	11	7.3	0	1	1	1	0	36	23.0	
at Kansas St.	11/17/2022	*	31:44	8-11	.727	0-0	.000	2-4	.500	0	3	3	6.3	1	2	0	0	1	18	21.8	
Belmont	11/20/2022	*	29:20	4-7	.571	0-0	.000	1-2	.500	1	9	10	7.0	2	2	3	0	0	9	19.2	
vs Oregon St.	11/25/2022	*	33:43	7-11	.636	0-0	.000	3-3	1.000	0	7	7	7.0	3	2	4	0	0	17	18.8	
vs UConn	11/27/2022	*	35:56	3-7	.429	0-0	.000	2-2	1.000	3	4	7	7.0	2	1	1	0	1	8	17.3	
NC State	12/01/2022	*	35:15	2-4	.500	0-0	.000	1-2	.500	2	7	9	7.3	3	0	4	0	1	5	15.8	
at Wisconsin	12/04/2022	*	25:21	9-10	.900	0-0	.000	0-1	.000	1	7	8	7.3	4	1	0	0	1	18	16.0	
Iowa St.	12/07/2022	*	28:08	6-14	.429	0-0	.000	6-6	1.000	2	8	10	7.6	3	1	0	0	0	18	16.2	
Minnesota	12/10/2022	*	24:27	11-17	.647	0-0	.000	0-1	.000	0	5	5	7.4	5	2	1	0	0	22	16.7	
UNI	12/18/2022	*	32:57	6-14	.429	0-0	.000	10-11	.909	2	4	6	7.3	4	2	3	0	1	22	17.2	
Dartmouth	12/21/2022	*	23:18	10-14	.714	0-1	.000	0-1	.000	1	3	4	7.0	2	1	1	0	1	20	17.4	
Purdue	12/29/2022	*	27:08	3-8	.375	0-0	.000	6-8	.750	2	3	5	6.9	1	2	2	1	0	12	17.0	
at Illinois	01/01/2023	*	33:08	11-17	.647	0-0	.000	2-3	.667	1	5	6	6.8	3	1	2	0	2	24	17.5	
at Michigan	01/07/2023	*	31:13	7-9	.778	0-0	.000	5-5	1.000	1	4	5	6.7	2	8	3	1	1	19	17.6	
Northwestern	01/11/2023	*	29:04	6-8	.750	0-0	.000	6-7	.857	0	6	6	6.6	2	3	2	3	0	18	17.6	
Penn St.	01/14/2023	*	22:35	7-11	.636	0-0	.000	6-6	1.000	2	3	5	6.6	2	2	0	0	1	20	17.7	
at Michigan St.	01/18/2023	*	22:16	11-11	1.000	0-0	.000	0-1	.000	1	6	7	6.6	5	0	4	0	0	22	17.9	
at Ohio St.	01/23/2023	*	23:48	11-13	.846	0-0	.000	0-0	.000	1	3	4	6.5	4	1	4	0	1	22	18.2	
Nebraska	01/28/2023	*	32:19	7-10	.700	0-0	.000	3-3	1.000	3	4	7	6.5	2	1	5	0	1	17	18.1	
Maryland	02/02/2023	*	32:11	14-18	.778	0-0	.000	0-0	.000	1	5	6	6.5	4	1	2	0	2	28	18.5	
at Penn St.	02/05/2023	*	22:36	7-10	.700	0-0	.000	0-0	.000	0	4	4	6.3	0	1	3	1	1	14	18.3	
at Indiana	02/09/2023	*	26:16	3-6	.500	0-0	.000	0-0	.000	1	6	7	6.4	5	2	4	1	0	6	17.8	
Rutgers	02/12/2023	*	15:52	4-7	.571	0-0	.000	6-6	1.000	2	3	5	6.3	2	0	0	0	0	14	17.7	
Wisconsin	02/15/2023	*	20:40	8-11	.727	0-0	.000	3-4	.750	2	4	6	6.3	2	3	2	1	0	19	17.7	
at Nebraska	02/18/2023	*	25:43	10-13	.769	0-0	.000	0-0	.000	1	6	7	6.3	3	0	3	0	1	20	17.8	
Totals			27	742:17	202-300	.673	0-1	.000	77-99	.778	39	132	171	6.3	69	43	57	10	18	481	17.8

### Single Game Highs

Statistic	Value
Points	38 vs Purdue 03/10/21
Rebounds	17 at Nebraska 12/28/19
Assists	8 at Michigan 01/07/23
Steals	2 7 times
Blocks	4 vs Western Ill. 12/22/20
FG Made	17 vs Northwestern 01/28/21
FG Attempts	21 at Indiana 03/03/21, at Drake 11/13/22
3FG Attempts	1 vs Dartmouth 12/21/22
FT Made	10 vs UNI 12/18/22
FT Attempts	14 at Drake 11/13/22

				Field Goals		3-Point		F-Throws		Rebounds								Scoring		
SEASON	TEAM	GP-GS	MIN/AVG	FG-FGA	FG%	3FG-3FGA	3FG%	FT-FTA	FT%	OFF	DEF	TOT	AVG	PF-FO	A	TO	BLK	STL	PTS	AVG
2018-19	Iowa	34-0	182/5.3	28-51	.549	0-0	.000	10-20	.500	11	19	30	0.9	27-0	5	13	3	5	66	1.9
2019-20	Iowa	29-28	812/28.0	201-296	.679	0-0	.000	61-86	.709	50	95	145	5.0	83-6	24	54	16	11	463	16.0
2020-21	Iowa	30-30	889/29.6	254-380	.668	0-0	.000	70-103	.680	56	119	175	5.8	92-3	39	61	18	11	578	19.3
2021-22	Iowa	31-31	890/28.7	277-408	.679	0-0	.000	102-121	.843	46	145	191	6.2	90-4	32	39	8	9	656	21.2
2022-23	Iowa	27-27	742/27.5	202-300	.673	0-1	.000	77-99	.778	39	132	171	6.3	69-3	43	57	10	18	481	17.8
TOTAL		151-116	3515/23.3	962-1435	.670	0-1	.000	320-429	.746	202	510	712	4.7	361-16	143	224	55	54	2244	14.9



hawkeyesports.com



# IOWA BASKETBALL

@IOWAWBB BIOS

28 NCAA Tournaments • 8 Sweet Sixteens • 4 Elite Eights • 1993 NCAA Final Four • 14 Big Ten Titles

## AJ Ediger



Forward • 6-2 • Sophomore  
Hudsonville, Mich.  
Hamilton

### In 2021-22

- Played in 14 games
- Made collegiate debut against New Hampshire (Nov. 9), knocking down two free throws
- Made first NCAA Tournament appearance against Illinois State (March 18)
- Scored a season-high six points at Penn State (Jan. 25) and recorded three rebounds against three opponents

### In 2022-23

- Scored a season-high 10 points against Dartmouth and recorded four rebounds (Dec. 21)

## 2022-23 Game-by-Game

Opponent	Date	GS	MIN	Total		3-Pointers		Free throws		Rebounds				PF				PTS		AVG
				FG-FGA	PCT	3FG-3FGA	PCT	FT-FTA	PCT	OFF	DEF	TOT	AVG	PF	A	TO	BLK	STL	PTS	
Southern U.	11/07/2022		04:46	0-0	.000	0-0	.000	2-2	1.000	1	3	4	4.0	1	1	0	0	0	2	2.0
Evansville	11/10/2022		05:47	1-2	.500	0-0	.000	2-3	.667	0	0	0	2.0	1	0	0	0	0	4	3.0
at Wisconsin	12/04/2022		03:44	0-0	.000	0-0	.000	0-0	.000	0	1	1	1.7	0	1	0	0	1	0	2.0
Minnesota	12/10/2022		02:03	2-2	1.000	0-0	.000	0-0	.000	0	1	1	1.5	0	0	0	0	0	4	2.5
Dartmouth	12/21/2022		08:27	5-7	.714	0-0	.000	0-0	.000	3	1	4	2.0	2	1	0	0	0	10	4.0
Purdue	12/29/2022		04:40	0-2	.000	0-0	.000	0-0	.000	1	1	2	2.0	0	1	0	0	0	0	3.3
at Michigan	01/07/2023		01:38	0-0	.000	0-0	.000	0-0	.000	0	0	0	1.7	0	0	0	0	0	0	2.9
Northwestern	01/11/2023		01:27	0-0	.000	0-0	.000	0-0	.000	0	0	0	1.5	0	0	0	0	0	0	2.5
Penn St.	01/14/2023		03:03	1-2	.500	0-0	.000	0-0	.000	1	0	1	1.4	1	0	0	0	0	2	2.4
at Michigan St.	01/18/2023		01:54	0-0	.000	0-0	.000	0-0	.000	0	0	0	1.3	0	0	0	0	0	0	2.2
at Ohio St.	01/23/2023		01:22	0-0	.000	0-0	.000	0-0	.000	0	1	1	1.3	0	0	0	0	0	0	2.0
Nebraska	01/28/2023		01:15	0-0	.000	0-0	.000	0-0	.000	0	0	0	1.2	0	0	0	0	0	0	1.8
at Penn St.	02/05/2023		04:04	2-3	.667	0-0	.000	1-2	.500	1	0	1	1.2	0	0	0	0	0	5	2.1
Rutgers	02/12/2023		03:47	1-2	.500	0-0	.000	0-0	.000	1	1	2	1.2	0	0	0	0	0	2	2.1
Wisconsin	02/15/2023		03:32	0-0	.000	0-0	.000	0-0	.000	0	0	0	1.1	0	0	0	0	0	0	1.9
<b>Totals</b>			<b>0 51:29</b>	<b>12-20</b>	<b>.600</b>	<b>0-0</b>	<b>.000</b>	<b>5-7</b>	<b>.714</b>	<b>8</b>	<b>9</b>	<b>17</b>	<b>1.1</b>	<b>5</b>	<b>4</b>	<b>0</b>	<b>0</b>	<b>1</b>	<b>29</b>	<b>1.9</b>

### Player Averages

Games Played	Minutes/ game	Points/ game	FG Pct	3FG Pct	FT Pct	Rebounds/ game	Assists/ game	Turnovers/ game	Assist/Turnover ratio	Steals/ game	Blocks/ game
15	3.4	1.9	60.0	0.0	71.4	1.1	0.3	0.0	4.0	0.1	0.0

### Single Game Highs

Statistic	Value
Points	10 vs Dartmouth 12/21/22
Rebounds	4 vs Southern U. 11/07/22, vs Dartmouth 12/21/22
Assists	2 at Nebraska 01/09/22
Steals	1 at Wisconsin 12/04/22
FG Made	5 vs Dartmouth 12/21/22
FG Attempts	7 vs Dartmouth 12/21/22
3FG Attempts	1 vs Samford 11/11/21, vs Illinois 01/23/22
FT Made	2 vs New Hampshire 11/09/21, vs Southern U. 11/07/22, vs Evansville 11/10/22
FT Attempts	3 vs Evansville 11/10/22

				Field Goals		3-Point		F-Throws		Rebounds								Scoring		
SEASON	TEAM	GP-GS	MIN/AVG	FG-FGA	FG%	3FG-3FGA	3FG%	FT-FTA	FT%	OFF	DEF	TOT	AVG	PF-FO	A	TO	BLK	STL	PTS	AVG
2021-22	Iowa	14-0	51/3.7	9-20	.450	0-2	.000	2-2	1.000	4	11	15	1.1	4-0	3	4	0	0	20	1.4
2022-23	Iowa	15-0	51/3.4	12-20	.600	0-0	.000	5-7	.714	8	9	17	1.1	5-0	4	0	0	1	29	1.9
TOTAL		29-0	103/3.5	21-40	.525	0-2	.000	7-9	.778	12	20	32	1.1	9-0	7	4	0	1	49	1.7





# IOWA BASKETBALL

@IOWAWBB BIOS

28 NCAA Tournaments • 8 Sweet Sixteens • 4 Elite Eights • 1993 NCAA Final Four • 14 Big Ten Titles

## Sharon Goodman



Center • 6-3 • Junior  
Lime Springs, Iowa  
Crestwood

- Made debut against Southern U after being out 2021-22 season due to injury.

### In 2022-23

- Set a new season-high with four points at Wisconsin (Dec. 4)

## 2022-23 Game-by-Game

Opponent	Date	GS	MIN	Total		3-Pointers		Free throws		Rebounds				PF				PTS	AVG
				FG-FGA	PCT	3FG-3FGA	PCT	FT-FTA	PCT	OFF	DEF	TOT	AVG	A	TO	BLK	STL		
Southern U.	11/07/2022		05:55	1-2	.500	0-0	.000	1-1	1.000	0	0	0	0.0	1	0	2	0	1	3
Evansville	11/10/2022		03:13	1-1	1.000	0-0	.000	0-0	.000	0	0	0	0.0	1	0	0	0	2	2.5
at Wisconsin	12/04/2022		04:51	2-3	.667	0-0	.000	0-0	.000	0	0	0	0.0	0	0	0	0	4	3.0
Minnesota	12/10/2022		03:00	0-1	.000	0-0	.000	0-0	.000	0	1	1	0.3	0	0	1	0	0	2.3
Dartmouth	12/21/2022		04:26	0-4	.000	0-0	.000	0-0	.000	0	2	2	0.6	0	0	1	0	0	1.8
Purdue	12/29/2022		01:25	0-0	.000	0-0	.000	0-0	.000	0	0	0	0.5	1	0	0	0	0	1.5
Northwestern	01/11/2023		01:32	1-1	1.000	0-0	.000	1-1	1.000	0	0	0	0.4	0	0	0	0	3	1.7
Penn St.	01/14/2023		06:19	1-3	.333	0-0	.000	0-0	.000	1	1	2	0.6	0	0	0	1	0	1.8
at Penn St.	02/05/2023		03:38	1-3	.333	0-0	.000	0-0	.000	0	1	1	0.7	0	1	0	0	1	1.8
Rutgers	02/12/2023		03:47	1-1	1.000	0-0	.000	0-0	.000	0	0	0	0.6	0	0	0	1	0	1.8
Wisconsin	02/15/2023		01:01	1-1	1.000	0-0	.000	0-0	.000	0	0	0	0.5	0	0	0	0	0	1.8
<b>Totals</b>		<b>0</b>	<b>39:07</b>	<b>9-20</b>	<b>.450</b>	<b>0-0</b>	<b>.000</b>	<b>2-2</b>	<b>1.000</b>	<b>1</b>	<b>5</b>	<b>6</b>	<b>0.5</b>	<b>3</b>	<b>1</b>	<b>4</b>	<b>2</b>	<b>20</b>	<b>1.8</b>

### Player Averages

Games Played	Minutes/ game	Points/ game	FG Pct	3FG Pct	FT Pct	Rebounds/ game	Assists/ game	Turnovers/ game	Assist/Turnover ratio	Steals/ game	Blocks/ game
11	3.6	1.8	45.0	0.0	100.0	0.5	0.1	0.4	0.3	0.2	0.2

### Single Game Highs

Statistic	Value	
Points	12	vs Western Ill. 12/22/20
Rebounds	9	vs Western Ill. 12/22/20
Assists	1	4 times
Steals	1	7 times
Blocks	2	4 times
FG Made	4	vs UNI 11/25/20, vs Western Ill. 12/22/20
FG Attempts	9	vs Western Ill. 12/22/20
FT Made	5	vs Purdue 01/18/21
FT Attempts	5	vs Purdue 01/18/21

				Field Goals		3-Point		F-Throws		Rebounds									Scoring	
SEASON	TEAM	GP-GS	MIN/AVG	FG-FGA	FG%	3FG-3FGA	3FG%	FT-FTA	FT%	OFF	DEF	TOT	AVG	PF-FO	A	TO	BLK	STL	PTS	AVG
2020-21	Iowa	30-0	260/8.7	44-80	.550	0-0	.000	24-29	.828	21	42	63	2.1	47-0	3	15	16	5	112	3.7
2022-23	Iowa	11-0	39/3.6	9-20	.450	0-0	.000	2-2	1.000	1	5	6	0.5	3-0	1	4	2	2	20	1.8
TOTAL		41-0	299/7.3	53-100	.530	0-0	.000	26-31	.839	22	47	69	1.7	50-0	4	19	18	7	132	3.2



hawkeyesports.com



# IOWA BASKETBALL

@IOWAWBB BIOS

28 NCAA Tournaments • 8 Sweet Sixteens • 4 Elite Eights • 1993 NCAA Final Four • 14 Big Ten Titles

## Addison O'Grady



Forward/Center • 6-4 • Sophomore  
Aurora, Colo.  
Grandview

### In 2021-22

- Earned Big Ten Freshman of the Week honors on Jan. 3 – her first Big Ten Weekly honor
- Recorded first career double-double against Evansville (Jan. 2) with 14 points and 12 rebounds
- Scored season-high points (16) against Wisconsin (Feb. 3), shooting 7-for-9 from the field
- Recorded career-high four blocks vs. Nebraska (March 5)
- Made first NCAA Tournament appearance against Illinois State (March 18) with seven points, two rebounds and a steal
- Named to Iowa's Dean's List

### In 2022-23

- Had a season high six points and grabbed four rebounds against Iowa State (Dec. 7)

## 2022-23 Game-by-Game

Opponent	Date	GS	MIN	Total		3-Pointers		Free throws		Rebounds				PF	A	TO	BLK	STL	PTS	AVG	
				FG-FGA	PCT	3FG-3FGA	PCT	FT-FTA	PCT	OFF	DEF	TOT	AVG								
Southern U.	11/07/2022		08:44	1-1	1.000	1-1	1.000	0-0	.000	1	3	4	4.0	0	1	0	0	0	3	3.0	
Evansville	11/10/2022		11:38	2-6	.333	0-0	.000	1-2	.500	3	2	5	4.5	0	0	0	2	0	5	4.0	
at Drake	11/13/2022		04:48	1-1	1.000	0-0	.000	0-0	.000	1	0	1	3.3	1	1	0	0	0	2	3.3	
at Kansas St.	11/17/2022		05:09	1-1	1.000	0-0	.000	0-0	.000	0	0	0	2.5	0	0	1	0	0	2	3.0	
Belmont	11/20/2022		09:49	0-1	.000	0-0	.000	0-0	.000	1	2	3	2.6	1	0	0	0	0	0	2.4	
vs Oregon St.	11/25/2022		06:17	1-2	.500	0-0	.000	0-0	.000	1	1	2	2.5	0	0	0	0	1	2	2.3	
vs UConn	11/27/2022		04:04	0-0	.000	0-0	.000	0-0	.000	0	0	0	2.1	0	0	0	0	0	0	2.0	
NC State	12/01/2022		04:57	1-1	1.000	0-0	.000	0-2	.000	0	0	0	1.9	0	0	1	0	0	2	2.0	
at Wisconsin	12/04/2022		02:08	0-0	.000	0-0	.000	0-0	.000	0	0	0	1.7	0	0	0	0	0	0	1.8	
Iowa St.	12/07/2022		11:52	3-6	.500	0-0	.000	0-0	.000	2	2	4	1.9	1	1	1	1	0	6	2.2	
Minnesota	12/10/2022		10:25	1-2	.500	0-0	.000	0-0	.000	0	3	3	2.0	3	0	1	1	0	2	2.2	
UNI	12/18/2022		03:56	1-1	1.000	0-0	.000	1-2	.500	1	1	2	2.0	1	0	0	0	0	3	2.3	
Dartmouth	12/21/2022		03:49	0-0	.000	0-0	.000	0-0	.000	0	0	0	1.8	0	0	0	0	0	0	2.1	
Purdue	12/29/2022		02:16	0-0	.000	0-0	.000	0-0	.000	0	0	0	1.7	0	0	0	0	0	0	1.9	
Northwestern	01/11/2023		02:14	1-1	1.000	0-0	.000	0-0	.000	0	0	0	1.6	0	0	0	0	0	2	1.9	
Penn St.	01/14/2023		04:11	0-0	.000	0-0	.000	2-2	1.000	0	0	0	1.5	0	0	0	0	0	2	1.9	
Nebraska	01/28/2023		02:59	0-1	.000	0-0	.000	0-0	.000	0	2	2	1.5	0	0	1	0	0	0	1.8	
at Penn St.	02/05/2023		02:19	2-2	1.000	0-0	.000	0-0	.000	0	0	0	1.4	1	0	0	0	0	4	1.9	
at Indiana	02/09/2023		02:18	1-1	1.000	0-0	.000	0-0	.000	0	0	0	1.4	1	1	0	0	0	2	1.9	
Rutgers	02/12/2023		09:00	3-3	1.000	0-0	.000	0-0	.000	0	3	3	1.5	1	0	2	0	0	6	2.2	
Wisconsin	02/15/2023		03:43	0-0	.000	0-0	.000	0-0	.000	0	0	0	1.4	0	1	0	0	0	0	2.0	
at Nebraska	02/18/2023		07:10	1-3	.333	0-0	.000	0-0	.000	0	0	0	1.3	1	0	0	0	0	2	2.0	
Totals			0	123:46	20-33	.606	1-1	1.000	4-8	.500	10	19	29	1.3	11	5	7	4	1	45	2.0

### Player Averages

Games Played	Minutes/ game	Points/ game	FG Pct	3FG Pct	FT Pct	Rebounds/ game	Assists/ game	Turnovers/ game	Assist/Turnover ratio	Steals/ game	Blocks/ game
22	5.6	2.0	60.6	100.0	50.0	1.3	0.2	0.3	0.7	0.0	0.2

### Single Game Highs

Statistic	Value	
Points	16	at Wisconsin 02/03/22
Rebounds	12	vs Evansville 01/02/22
Assists	2	at Penn St. 01/25/22, vs Michigan 02/27/22
Steals	2	vs Maryland 02/14/22, vs Michigan St. 12/05/21
Blocks	4	vs Nebraska 03/05/22
FG Made	7	at Wisconsin 02/03/22, vs Evansville 01/02/22
FG Attempts	10	vs Evansville 01/02/22
3FG Made	1	vs Southern U. 11/07/22
3FG Attempts	3	vs Southern U. 11/17/21
FT Made	2	7 times
FT Attempts	2	13 times

				Field Goals		3-Point		F-Throws		Rebounds										Scoring	
SEASON	TEAM	GP-GS	MIN/AVG	FG-FGA	FG%	3FG-3FGA	3FG%	FT-FTA	FT%	OFF	DEF	TOT	AVG	PF-FO	A	TO	BLK	STL	PTS	AVG	
2021-22	Iowa	32-0	319/10.0	58-109	.532	0-4	.000	15-19	.789	32	48	80	2.5	35-0	11	23	26	8	131	4.1	
2022-23	Iowa	22-0	124/5.6	20-33	.606	1-1	1.000	4-8	.500	10	19	29	1.3	11-0	5	7	4	1	45	2.0	
TOTAL		54-0	443/8.2	78-142	.549	1-5	.200	19-27	.704	42	67	109	2.0	46-0	16	30	30	9	176	3.3	



hawkeyesports.com



# IOWA BASKETBALL

@IOWAWBB BIOS

28 NCAA Tournaments • 8 Sweet Sixteens • 4 Elite Eights • 1993 NCAA Final Four • 14 Big Ten Titles

## Hannah Stuelke



Forward • 6-2 • Freshman

Cedar Rapids, Iowa.

Washington

- Named Iowa Gatorade Player of the Year and Miss Iowa Basketball as a senior at Washington High School
- Ranked No. 45 recruit nationally by ESPN in 2022
- Played five years on All Iowa Attack under Dickson Jensen, earning the 2019 Boo Williams Invitational Tournament MVP honor and 2019 Nike Nationals All-Tournament team honors and winning the 2021 Nike Nationals Championship

### In 2022-23

- Scored a career-high 17 points and grabbed 9 rebounds against Northwestern (Jan. 11).
- Registered her first career double-double with 11 points and a career-high 10 rebounds.
- Had scored in double digits ten times this year.
- Leads all freshman in minutes this year
- Grabbed a career-high 13 rebounds against No. 2 Ohio State (Jan. 23)

## 2022-23 Game-by-Game

Opponent	Date	GS	MIN	Total		3-Pointers		Free throws		Rebounds				PF	A	TO	BLK	STL	PTS	AVG
				FG-FGA	PCT	3FG-3FGA	PCT	FT-FTA	PCT	OFF	DEF	TOT	AVG							
Southern U.	11/07/2022		14:27	5-7	.714	0-2	.000	0-0	.000	2	4	6	6.0	3	1	3	1	1	10	10.0
Evansville	11/10/2022		13:39	6-7	.857	0-0	.000	2-6	.333	2	6	8	7.0	3	3	2	0	1	14	12.0
at Drake	11/13/2022		16:15	2-6	.333	0-0	.000	1-3	.333	3	2	5	6.3	3	0	0	0	0	5	9.7
at Kansas St.	11/17/2022		12:50	2-3	.667	1-1	1.000	1-1	1.000	0	5	5	6.0	2	1	3	0	1	6	8.8
Belmont	11/20/2022		11:25	2-5	.400	0-1	.000	3-4	.750	2	2	4	5.6	1	0	0	0	0	7	8.4
vs Oregon St.	11/25/2022		05:46	0-3	.000	0-0	.000	0-0	.000	0	0	0	4.7	0	0	0	0	0	0	7.0
vs UConn	11/27/2022		07:46	1-2	.500	0-1	.000	0-0	.000	1	1	2	4.3	1	1	1	0	0	2	6.3
NC State	12/01/2022		08:22	3-4	.750	0-1	.000	1-2	.500	0	0	0	3.8	1	0	3	0	0	7	6.4
at Wisconsin	12/04/2022		12:20	4-5	.800	0-0	.000	2-4	.500	2	2	4	3.8	4	1	1	0	0	10	6.8
Iowa St.	12/07/2022		04:55	0-1	.000	0-0	.000	0-0	.000	0	1	1	3.5	1	0	1	0	1	0	6.1
Minnesota	12/10/2022		09:23	0-1	.000	0-0	.000	3-6	.500	2	2	4	3.5	1	1	0	0	0	3	5.8
UNI	12/18/2022		07:11	2-2	1.000	0-0	.000	0-0	.000	0	0	0	3.3	0	1	0	0	0	4	5.7
Dartmouth	12/21/2022		15:59	1-4	.250	0-0	.000	0-0	.000	0	4	4	3.3	3	1	2	0	0	2	5.4
Purdue	12/29/2022		10:47	5-6	.833	0-0	.000	1-4	.250	4	6	10	3.8	2	0	1	2	0	11	5.8
at Illinois	01/01/2023		09:15	1-3	.333	0-0	.000	2-4	.500	0	0	0	3.5	1	0	0	0	0	4	5.7
at Michigan	01/07/2023		11:38	4-7	.571	0-0	.000	1-1	1.000	0	4	4	3.6	1	0	0	0	1	9	5.9
Northwestern	01/11/2023		14:29	8-11	.727	0-0	.000	1-2	.500	4	5	9	3.9	1	2	0	0	1	17	6.5
Penn St.	01/14/2023		07:15	4-5	.800	0-0	.000	3-6	.500	2	1	3	3.8	4	0	0	0	1	11	6.8
at Michigan St.	01/18/2023		24:36	3-7	.429	0-0	.000	1-2	.500	3	6	9	4.1	0	1	4	0	2	7	6.8
at Ohio St.	01/23/2023		21:47	4-7	.571	0-0	.000	0-0	.000	3	10	13	4.6	2	1	0	0	0	8	6.9
Nebraska	01/28/2023		21:07	4-9	.444	0-0	.000	4-5	.800	2	0	2	4.4	2	0	2	0	0	12	7.1
Maryland	02/02/2023		16:43	5-5	1.000	0-0	.000	3-7	.429	0	0	0	4.2	2	0	1	0	1	13	7.4
at Penn St.	02/05/2023		20:24	4-5	.800	0-0	.000	1-2	.500	0	8	8	4.4	2	1	2	1	0	9	7.4
at Indiana	02/09/2023		21:06	5-5	1.000	0-0	.000	0-8	.000	1	2	3	4.3	2	0	1	0	0	10	7.5
Rutgers	02/12/2023		12:30	4-6	.667	0-0	.000	2-4	.500	3	2	5	4.4	0	0	1	0	2	10	7.6
Wisconsin	02/15/2023		15:56	3-4	.750	0-0	.000	3-3	1.000	0	7	7	4.5	2	0	1	0	1	9	7.7
at Nebraska	02/18/2023		16:21	2-5	.400	0-0	.000	0-0	.000	0	1	1	4.3	0	2	2	0	0	4	7.6
<b>Totals</b>		<b>0</b>	<b>364:11</b>	<b>84-135</b>	<b>.622</b>	<b>1-6</b>	<b>.167</b>	<b>35-74</b>	<b>.473</b>	<b>36</b>	<b>81</b>	<b>117</b>	<b>4.3</b>	<b>44</b>	<b>17</b>	<b>31</b>	<b>4</b>	<b>13</b>	<b>204</b>	<b>7.6</b>

### Player Averages

Games Played	Minutes/game	Points/game	FG Pct	3FG Pct	FT Pct	Rebounds/game	Assists/game	Turnovers/game	Assist/Turnover ratio	Steals/game	Blocks/game
27	13.5	7.6	62.2	16.7	47.3	4.3	0.6	1.1	0.5	0.5	0.1

### Single Game Highs

Statistic	Value
Points	17 vs Northwestern 01/11/23
Rebounds	13 at Ohio St. 01/23/23
Assists	3 vs Evansville 11/10/22
Steals	2 at Michigan St. 01/18/23, vs Rutgers 02/12/23
Blocks	2 vs Purdue 12/29/22
FG Made	8 vs Northwestern 01/11/23
FG Attempts	11 vs Northwestern 01/11/23
3FG Made	1 at Kansas St. 11/17/22
3FG Attempts	2 vs Southern U. 11/07/22
FT Made	4 vs Nebraska 01/28/23
FT Attempts	8 at Indiana 02/09/23

				Field Goals		3-Point		F-Throws		Rebounds				Scoring						
SEASON	TEAM	GP-GS	MIN/AVG	FG-FGA	FG%	3FG-3FGA	3FG%	FT-FTA	FT%	OFF	DEF	TOT	AVG	PF-FO	A	TO	BLK	STL	PTS	AVG
2022-23	Iowa	27-0	364/13.5	84-135	.622	1-6	.167	35-74	.473	36	81	117	4.3	44-0	17	31	4	13	204	7.6
<b>TOTAL</b>		<b>27-0</b>	<b>364/13.5</b>	<b>84-135</b>	<b>.622</b>	<b>1-6</b>	<b>.167</b>	<b>35-74</b>	<b>.473</b>	<b>36</b>	<b>81</b>	<b>117</b>	<b>4.3</b>	<b>44-0</b>	<b>17</b>	<b>31</b>	<b>4</b>	<b>13</b>	<b>204</b>	<b>7.6</b>

