

# NCAA Gymnastics Score Sheet

Teams: Home Iowa Visitor Iowa State  
 Date Mar 4, 2023 Place Iowa Hawkeyes Attendance 3715

Name		1	2	3	4	nd	AVE	Name		1	2	3	4	nd	AVE
V A U L T	1 Gianna Masella 111	9.80	9.80				9.800	1 Ana Palacios 209	9.70	9.65					9.675
	2 Kendall Laplante 109	9.75	9.75				9.750	2 Kelsey Boychuck 215	9.75	9.75					9.750
	3 Allison Zuhlke 120	9.80	9.80				9.800	3 Josie Bergstrom 206	9.85	9.80					9.825
	4 Karina Muñoz 113	9.80	9.85				9.825	4 Kaia Parker 212	9.75	9.75					9.750
	5 Linda Zivat 119	9.75	9.85				9.800	5 Emilie Hong 211	9.45	9.40					9.425
	6 JerQuavia Henderson 107	9.75	9.85				9.800	6 Maddie Diab 217	8.40	8.10					8.250

Vault Score: 49.025 Running Score: 49.025 Vault Score: 48.425 Running Score: 48.425

B A R S	1 Allison Zuhlke 120	9.75	9.75				9.750	1 Maddy Langkamp 220	9.75	9.75					9.750
	2 Gianna Masella 111	9.85	9.80				9.825	2 Loganne Basuel 214	9.75	9.70					9.725
	3 Marissa Rojas 116	9.75	9.75				9.750	3 Maya Ford 218	9.75	9.80					9.775
	4 JerQuavia Henderson 107	9.85	9.85				9.850	4 Natalie Horowitz 219	9.80	9.70					9.750
	5 Karina Muñoz 113	9.85	9.85				9.850	5 Hannah Loyim 208	9.70	9.70					9.700
	6 Adeline Kenlin 108	9.80	9.85				9.825	6 Laura Cooke 216	9.80	9.85					9.825

Bars Score: 49.100 Running Score: 98.125 Bars Score: 48.825 Running Score: 97.250

B E A M	1 JerQuavia Henderson 107	9.85	9.80				9.825	1 Lauren Thomas 213	9.20	9.30					9.250
	2 Allison Zuhlke 120	9.90	9.85				9.875	2 Kelsey Boychuck 215	9.10	9.00					9.050
	3 Alexa Ebeling 105	9.15	8.85				9.000	3 Josie Bergstrom 206	9.80	9.85					9.825
	4 Aubrey Nick 114	9.85	9.80				9.825	4 Alondra Maldonado 221	9.75	9.75					9.750
	5 Marissa Rojas 116	9.35	9.30				9.325	5 Natalie Horowitz 219	9.30	9.45					9.375
	6 Adeline Kenlin 108	8.70	9.05				8.875	6 Hannah Loyim 208	9.75	9.80					9.775

Beam Score: 47.850 Running Score: 145.975 Beam Score: 47.975 Running Score: 145.225

F L O O R	1 Hanna Castillo 103	9.90	9.85				9.875	1 Kelsey Boychuck 215	9.70	9.80					9.750
	2 Bailey Libby 110	9.80	9.85				9.825	2 Laura Cooke 216	9.55	9.75					9.650
	3 Karina Muñoz 113	9.85	9.85				9.850	3 Ana Palacios 209	9.85	9.80					9.825
	4 Linda Zivat 119	9.75	9.90				9.825	4 Hannah Loyim 208	9.60	9.55					9.575
	5 Adeline Kenlin 108	9.40	9.20				9.300	5 Alondra Maldonado 221	9.80	9.85					9.825
	6 JerQuavia Henderson 107	9.90	9.95				9.925	6 Maddie Diab 217	9.95	9.90					9.925

Floor Score: 49.300 Running Score: 195.275 Floor Score: 48.975 Running Score: 194.200

Final Team Score: 195.275

Final Team Score: 194.200

**All-Arounders**

**All-Arounders**

VT UB BB FX AA	Henderson														
	9.800														
	9.850														
	9.825														
	9.925														
	39.400														

Judge's Signatures \*VT Jennifer Altman \*UB Mary Lou Ackman BB Mary Lou Ackman \*FX Brooke Bennett  
Jennifer Dittmer NATIONAL Mary Lou Ackman NATIONAL Mary Lou Ackman NATIONAL Brooke Bennett NATIONAL

\* Head Judge VT Brooke Bennett UB Lydia Messinger BB Jennifer Altman FX Lydia Messinger  
Brooke Bennett NATIONAL Lydia Messinger NATIONAL Jennifer Dittmer NATIONAL Lydia Messinger NATIONAL

Coach's Signature Laura Libby Coach's Signature Laura Libby

# Iowa Vs. Iowa State 2023

## Event Results - Vault

Mar 4, 2023

Page: 1  
Printed: 3/4/2023 6:45:42 PM

Women / 1  
Session: 1



Rank	Num	Name	Gym	Start	Score	Out
1T	113	Karina Muñoz	IOWA	9.950	<b>9.825</b>	0.000
1T	206	Josie Bergstrom	ISU	9.950	<b>9.825</b>	0.000
3T	107	JerQuavia Henderson	IOWA	9.950	<b>9.800</b>	0.025
3T	120	Allison Zuhlke	IOWA	10.000	<b>9.800</b>	0.025
3*	119	Linda Zivat	IOWA	10.000	<b>9.800</b>	0.025
3*	111	Gianna Masella	IOWA	9.950	<b>9.800</b>	0.025
7T	215	Kelsey Boychuck	ISU	9.950	<b>9.750</b>	0.075
7*	212	Kaia Parker	ISU	9.950	<b>9.750</b>	0.075
7*	109	Kendall Laplante	IOWA	9.950	<b>9.750</b>	0.075
10	209	Ana Palacios	ISU	9.950	<b>9.675</b>	0.150
11	211	Emilie Hong	ISU	9.950	<b>9.425</b>	0.400
12	104	Avery Chambers	IOWA	10.000	<b>9.100</b>	0.725
13	217	Maddie Diab	ISU	8.800	<b>8.250</b>	1.575

# Iowa Vs. Iowa State 2023

## Event Results - Bars

Mar 4, 2023

Page: 1  
Printed: 3/4/2023 6:45:43 PM

Women / 1  
Session: 1



Rank	Num	Name	Gym	Start	Score	Out
1T	107	JerQuavia Henderson	IOWA	___	<b>9.850</b>	0.000
1T	113	Karina Muñoz	IOWA	___	<b>9.850</b>	0.000
3T	108	Adeline Kenlin	IOWA	___	<b>9.825</b>	0.025
3T	111	Gianna Masella	IOWA	___	<b>9.825</b>	0.025
3T	216	Laura Cooke	ISU	___	<b>9.825</b>	0.025
6*	118	Kaia Vaney	IOWA	___	<b>9.775</b>	0.075
6*	218	Maya Ford	ISU	___	<b>9.775</b>	0.075
8T	120	Allison Zuhlke	IOWA	___	<b>9.750</b>	0.100
8T	116	Marissa Rojas	IOWA	___	<b>9.750</b>	0.100
8T	219	Natalie Horowitz	ISU	___	<b>9.750</b>	0.100
8T	220	Maddy Langkamp	ISU	___	<b>9.750</b>	0.100
12	214	Loganne Basuel	ISU	9.750	<b>9.725</b>	0.125
13	208	Hannah Loyim	ISU	___	<b>9.700</b>	0.150
14	201	Morgan Engels	ISU	___	<b>9.550</b>	0.300

# Iowa Vs. Iowa State 2023

## Event Results - Beam

Mar 4, 2023

Page: 1  
Printed: 3/4/2023 6:45:45 PM

Women / 1  
Session: 1



Rank	Num	Name	Gym	Start	Score	Out
1	120	Allison Zuhlke	IOWA	___.	<b>9.875</b>	0.000
2T	107	JerQuavia Henderson	IOWA	___.	<b>9.825</b>	0.050
2T	206	Josie Bergstrom	ISU	___.	<b>9.825</b>	0.050
2T	114	Aubrey Nick	IOWA	___.	<b>9.825</b>	0.050
5	208	Hannah Loyim	ISU	___.	<b>9.775</b>	0.100
6	221	Alondra Maldonado	ISU	___.	<b>9.750</b>	0.125
7	219	Natalie Horowitz	ISU	___.	<b>9.375</b>	0.500
8	116	Marissa Rojas	IOWA	___.	<b>9.325</b>	0.550
9T	113	Karina Muñoz	IOWA	___.	<b>9.250</b>	0.625
9T	213	Lauren Thomas	ISU	___.	<b>9.250</b>	0.625
11	215	Kelsey Boychuck	ISU	___.	<b>9.050</b>	0.825
12	105	Alexa Ebeling	IOWA	___.	<b>9.000</b>	0.875
13	108	Adeline Kenlin	IOWA	___.	<b>8.875</b>	1.000

# Iowa Vs. Iowa State 2023

## Event Results - Floor

Mar 4, 2023

Page: 1  
Printed: 3/4/2023 6:45:46 PM

Women / 1  
Session: 1



Rank	Num	Name	Gym	Start	Score	Out
1T	107	JerQuavia Henderson	IOWA	___.	<b>9.925</b>	0.000
1T	217	Maddie Diab	ISU	___.	<b>9.925</b>	0.000
3	103	Hanna Castillo	IOWA	___.	<b>9.875</b>	0.050
4	113	Karina Muñoz	IOWA	___.	<b>9.850</b>	0.075
5T	119	Linda Zivat	IOWA	___.	<b>9.825</b>	0.100
5T	221	Alondra Maldonado	ISU	___.	<b>9.825</b>	0.100
5T	209	Ana Palacios	ISU	___.	<b>9.825</b>	0.100
5T	110	Bailey Libby	IOWA	___.	<b>9.825</b>	0.100
9	215	Kelsey Boychuck	ISU	1.000	<b>9.750</b>	0.175
10	216	Laura Cooke	ISU	___.	<b>9.650</b>	0.275
11	208	Hannah Loyim	ISU	___.	<b>9.575</b>	0.350
12	108	Adeline Kenlin	IOWA	___.	<b>9.300</b>	0.625
13	116	Marissa Rojas	IOWA	9.800	<b>9.050</b>	0.875





# Iowa Vs. Iowa State 2023

## Event Results - AA

Mar 4, 2023

Page: 1  
Printed: 3/4/2023 6:45:47 PM

Women / 1  
Session: 1

Rank	Num	Name	Gym					AA
1	107	JerQuavia Henderson	IOWA	9.800	9.850	9.825	9.925	39.400





# Iowa Vs. Iowa State 2023

## Team Results

Mar 4, 2023

Page: 1  
Printed: 3/4/2023 6:45:41 PM

Women / 1  
Session: 1

Rank	Gym	Team	Score				
1	IOWA	*	<b>195.275</b>	49.025 1	49.100 1	47.850 2	49.300 1
2	ISU	*	<b>194.200</b>	48.425 2	48.825 2	47.975 1	48.975 2