



April 21-22, 2023

IOWA Track & Field 2022-23 Notes



TRACK & FIELD CONTACT: JOHN LEO | EMAIL: JOHN-LEO@UIOWA.EDU | Phone: 319-335-9411 | hawkeyesports.com

2023 OUTDOOR SCHEDULE

Date	Meet
Mar. 17-18	at Hurricane Invite <i>(Miami, Fla.)</i>
Mar. 23-25	at Raleigh Relays <i>(Raleigh, N.C.)</i>
Mar. 30-Apr. 1	at Texas Relays <i>(Austin, Texas)</i>
Mar. 31-Apr. 1	at Bobcat Invite <i>(San Marcos, Texas)</i> at Mike Fanelli Track Classic <i>(San Francisco, Calif.)</i> at Stanford Invite <i>(Stanford, Calif.)</i> at Florida Relays <i>(Gainesville, Fla.)</i>
Apr. 8	at Fighting Illini Challenge <i>(Champaign, Ill.)</i>
Apr. 13-15	at Bryan Clay Invite <i>(Azusa, Calif.)</i> at Mt. SAC Relays <i>(Walnut, Calif.)</i>
Apr. 14-15	at Tom Jones Invite <i>(Gainesville, Fla.)</i>
Apr. 14	at Jim Duncan Invite <i>(Des Moines, Iowa)</i>
Apr. 22	Musco Twilight (CANCELED) <i>(Iowa City, Iowa)</i>
Apr. 21-22	Michael Johnson Invite <i>(Waco, Texas)</i>
Apr. 27-29	at Drake Relays <i>(Des Moines, Iowa)</i>
May 6	at Dr. Tucker Open <i>(Dubuque, Iowa)</i>
May 12-14	at B1G Championships <i>(Bloomington, Ind.)</i>
May 24-27	at NCAA West Preliminary Round <i>(Sacramento, Calif.)</i>
June 7-10	at NCAA Championships <i>(Austin, Texas)</i>
July 6-9	at USA National Championships <i>(Eugene, Ore.)</i>

MICHAEL JOHNSON INVITE

April 21-22, 2023

Waco, Texas

Friday -- 2 pm (long jump) | 6 pm (400m hurdles)

Saturday -- 12 pm (100m hurdles)

THIS WEEK

University of Iowa track and field heads to the Michael Johnson Invite in Waco, Texas, on Friday and Saturday. The Hawkeyes begin competition on Friday at 2 p.m. CT in the long jump and continue on Saturday at noon in the 100-meter hurdles. This meet replaces the Musco Twilight that was canceled this weekend due to forecasted weather.

FOLLOW ALONG

Fans can follow the meet on the live results link on the track and field schedule page at hawkeyesports.com/tracklive. Results will also be posted on the team's official twitter account @IowaXC_TF.

LAST WEEK

Junior Austin Kresley improved his 100-meter school record at the Tom Jones Memorial Invitational in Gainesville, Florida. Kresley shaved nine hundredths off of his previous best to finish fifth on the day in 10.10.

Junior Gratt Reed and the 400-hurdle triad of senior Mariel Bruxvoort and juniors Paige Magee and Nylah Perry made moves on Iowa's top-10 lists. Reed's 20.54 200-meter performance ranks fifth. Bruxvoort (56.71), Magee (56.79) and Perry (58.61) rank fourth, sixth and ninth, respectively, on the 400-hurdle list. Junior Nick Trattner ran the fourth-fastest 5,000 meters in program history, crossing the finish in 13:55.57. At the Bryan Clay Invitational in Azusa, California, Brooke McKee once again climbed the school record books, finishing in new career best 10:39.88 to move to sixth in Hawkeye history. Senior Kat Moody and redshirt freshman Lizzie Korczak won and posted the third best marks in program history in shot put and javelin at the Jim Duncan Invitational in Des Moines. Moody improved her third ranked shotput mark to 16.78 meters (55' 0.75") and Korczak moved up six spots on the javelin top-10 list with a 47.86-meter (157' 0") throw.

IN THE RANKINGS

This week's USTFCCA rankings highlight the Hawkeyes' early season success, with the men's team ranked 13th nationally. The men's team is ranked No. 1 in the Midwest Region, while the women are ranked No. 2. In the second week of the conference rankings, the men's team has climbed to No. 1. The women's team has held strong at No. 2. Additionally, the women's team is ranked in the Top-20 in six event groups, including a second-place ranking in the 400-meter hurdles and a third-place ranking in the 100-meter hurdles. The Hawkeye men have four in the top-20, with their highest ranking being No. 2 in the 400-meter hurdles.

IOWA COACHING STAFF

Joey Woody

Director of Track & Field/Cross Country
(Hurdles/Multis/Men's Short Sprints)

Randy Hasenbank

Associate Head Coach (Distance)

Hadrien Choukroun

Assistant Coach (Jumps/Combined Events)

Chyna Davis

Assistant Coach (Sprints/Hurdles)

Jason Wakenight

Assistant Coach/Recruiting Coordinator
(Long Sprints/Mid Distance/Men's Long Hurdles)

Ray Robinson

Assistant Coach (Throws)

Rachel Leonard

Director of Operations

Hannah Sieperda

Director of Operations



RANKED AMONG THE BEST

The Hawkeyes have posted 13 top-20 individual marks in the NCAA this season thus far. The men are also ranked in the 4x100-meter relay and 4x400-meter relay.

Women's Top-20 Marks

- T-10. Myreanna Bebe - 100 Hurdles (12.96)
- 11. Mariel Bruxvoort - 400 Hurdles (56.71)
- 12. Paige Magee - 400 Hurdles (56.79)
- 14. Lia Love - 100 Meters (11.10)
- 19. Kat Moody - Discus (56.47 meters, 185' 3")

Men's Top-20 Marks

- 3. Austin West - Decathlon (8,038)
- 4. Walker, Kresley, Reed, Allen - 4x100 Relay (38.70)
- 5. Austin Kresley - 200 Meters (20.07)
- 10. Austin Kresley - 100 Meters (10.10)
- 11. Kalen Walker - 100 Meters (10.11)
- 11. Gratt Reed - 110 Hurdles (13.50)
- 16. James Carter Jr. - Long Jump (7.85 meters, 25' 9.25")
- 17. McKiver, Richards, Gillum, Belken - 4x400 Relay (3:03.70)
- T-18. Jordan Johnson - Discus (59.27 meters, 194' 5")
- T-20. James Carter Jr. - Triple Jump (15.77 meters, 51' 9")

A LOOK BACK AT 2022

University of Iowa track and field earned 17 all-America honors at the 2022 NCAA Outdoor Championships in Eugene, Oregon. The men's team claimed 10 total honors, with seven earning first-team status. Last year, the 4x400-meter relay team of Everett Steward, Chadrick Richards, Spencer Gudgel and Julien Gillum sped to a 3:03.04, sixth place finish, and first-team all-America status. Jordan Johnson fired a career best discus toss of 59.52 meter (195' 3") to place eighth and grab his first all-America honor of his career. James Carter, Kalil Johnson, Austin Kresley, Gratt Reed and Khullen Jefferson return as All-Americans. The Iowa women combined for seven total All-Americans, including returners LaSarah Hargrove, Lia Love, Paige Magee in the 4x100-meter relay. Hargrove earned second-team honors in the 100-meter and 200-meter races.

REGIONAL QUALIFIERS

In 2022, the Hawkeye men had 12 entries ranked inside the top-20 regionally, plus Austin West in the decathlon. West secured a berth to the NCAA Championships as the No. 3 seed. James Carter, Jr. entered regionals with the sixth-best long jump mark (No. 23 in NCAA). For the women, LaSarah Hargrove (No. 9, 200m; No. 11, 100m) and Mariel Bruxvoort (No. 11, 400m hurdles) were the top-ranked athletes regionally for the Hawkeyes. Amanda Howe was ranked just outside of the top-15 (No. 16, hammer throw) and Paige Magee was the 17th-ranked 400-meter hurdler in the region and the fourth-fastest Hawkeye in the event. Sophomore Nylah Perry was the fifth Hawkeye to qualify for the 400-meter hurdles, coming in at 44th in the region. All four of Iowa's relays entered regionals ranked inside the top-10. The men's 4x400-meter relay team was seeded No. 4 in the region and the 4x100-meter relay checked in at No. 6. On the women's side, both the 4x100-meter relay and 4x400-meter relay qualified as the No. 10 seeds.

2022 BIG TEN CHAMPIONS

Last year, the Hawkeyes crowned a pair of individual champions at the 2022 Big Ten Outdoor Championships. Amanda Howe won the women's hammer throw and improved her school record (64.84m / 212'9"). On the men's side, Julien Gillum won the 400-meter hurdles (51.12) and became the third-consecutive Hawkeye to win gold in the event at the Big Ten meet (Jamal Britt - 2021, Chris Douglas - 2019).

2023 OUTDOOR SEASON LEADERS

MEN

100 Meters.....	Austin Kresley	* 10.10
110-Meter Hurdles.....	Gratt Reed.....	% 13.36
200 Meters.....	Austin Kresley	% 20.07
400 Meters.....	Chadrick Richards	47.19
400-Meter Hurdles.....	Phillip Jefferson.....	50.92
800 Meters.....	Ryan Schreiner	1:48.68
1,500 Meters.....	Max Murphy	3:41.63
3,000-M Steeplechase..	Yohanna Yual.....	9:05.41
5,000 Meters.....	Max Murphy	* 13:39.77
10,000 Meters.....	Hayden Kuhn.....	30:38.39
400-Meter Relay.....	Walker, Kresley, Reed, Allen.....	* 38.70
1,600-Meter Relay.....	McKiver, Richards, Gillum, Belken.....	3:03.70
3,200-Meter Relay.....	Schreiner, Strong, Bryson, Gudgel	7:26.00
High Jump.....	Zack Pluff	6-10 1/4 (2.09m)
Pole Vault	Austin West.....	13-9 1/4 (4.20m)
Long Jump	James Carter Jr.	25-9 1/4 (7.85m)
Triple Jump	James Carter Jr.	* 54-8 3/4 (16.68m)
Shot Put.....	Elijah Barnes	59-2 1/4 (18.04m)
Discus	Jordan Johnson	194-5 (59.27m)
Hammer Throw	Sean Smith.....	199-5 (60.79m)
Javelin.....	Mike Stein	223-1 (68.01m)
Decathlon.....	Austin West.....	8,038 points

WOMEN

100 Meters.....	Lia Love	% 11.10
100-Meter Hurdles.....	Myreanna Bebe	% 12.96
200 Meters.....	Lia Love	23.23
400 Meters.....	Tesa Roberts.....	52.95
400-Meter Hurdles.....	Mariel Bruxvoort.....	56.71
800 Meters.....	Alli Bookin-Nosbisch	2:05.42
1,500 Meters.....	Amber Aesoph	4:21.11
3,000-M Steeplechase..	Brooke McKee.....	10:39.88
5,000 Meters.....	Maddie Block	16:57.08
10,000 Meters.....	Maddie Block	34:44.62
400-Meter Relay.....	Hargrove, Love, Harris, Magee.....	44.77
1,600-Meter Relay.....	Larsen, Roberts, Biermann, Itson.....	3:35:17
3,200-Meter Relay.....	Itson, G. Bookin-Nosbisch, Pitcher, Moore	8:49.00
High Jump.....	Jade Hunter/Ella Meeuwesen.....	5-5 3/4 (1.67m)
Long Jump	Tionna Tobias	20-1 (6.12m)
Triple Jump	Kayla Hutchins	39-8 (12.09m)
Shot Put.....	Kat Moody	55-0 3/4 (16.78m)
Discus	Kat Moody	185-3 (56.47m)
Hammer Throw	Amanda Howe	208-2 (63.46m)
Javelin.....	Lizzy Korczak	157-0 (47.86m)

* - school record, % - wind-aided



2022 RELAYS CUP CHAMPS

The Iowa men won their first Drake Relays Cup Championship since 2018 at the 112th running of the Drake Relays in Des Moines, Iowa, behind a win in the sprint-medley relay (Austin Kresley, Khullen Jefferson, Julien Gillum, Alec Still). The Hawkeyes finished second in the 4x100-meter relay (Kalil Johnson, Kresley, Gratt Reed, Jefferson), and third in the distance-medley relay, the 4x400-meter relay, and the 4x800-meter relay. Additionally, the Hawkeyes won the shuttle-hurdle relay (a non-Relays Cup event) with the team of Grant Conway, Josh Braverman, Johnson and Reed for the first time since 1984 and set the school record (56.74). James Carter, Jr. became the first university division men’s athlete at the Drake Relays in 16 years to complete a sweep of the horizontal jumps, winning the long jump (7.84m / 25’8.5” w) and the triple jump (15.79m / 51’9.75”) – the second and third Drake Relays flags in his Hawkeye career.

JUMP, JUMP, JUMP!

Returning men’s indoor long jump and triple jump All-American senior James Carter, Jr. transitions to the outdoor season, where he won the triple jump at last year’s Jim Click Shootout (15.84m | 51’11.75). Carter, Jr. improved his lifetime-best in the long jump at the Mt. SAC Relays (7.81m | 25’7.5”) – the fifth-furthest jump ever at Iowa. Carter, Jr. became the first university division men’s athlete at the Drake Relays in 16 years to complete a sweep of the horizontal jumps, winning the long jump (7.84m / 25’8.5” w) and the triple jump (15.79m / 51’9.75”) – the second and third Drake Relays flags in his Hawkeye career. At the Big Ten Outdoor Championships, Carter finished as the runner-up in both events.

IOWA STRONG

Senior school-record holder Amanda Howe geared up for the outdoor season after being crowned the 2022 Big Ten Champion in the hammer throw. Senior Kat Moody returns as the leader of the women’s shot put and discus. Both Howe and Moody saved their best for last by setting season bests at the Big Ten Championships in their respective events.

Junior Jordan Johnson returns as an NCAA outdoor qualifier in the discus, throwing a career best 59.52 meters (195’ 3”) at the NCAA Championships in Eugene. The senior thrower earned All-American honors with an eighth-place finish. Johnson began his postseason push with a 2nd place finish at the Big Ten Championships (57.63 meters | 189’ 1”), followed by a 6th place mark at the NCAA West Prelims (57.09 meters | 187’ 4”).

NCAA HISTORY

The Hawkeye men have eight top-10 NCAA Outdoor Championship finishes in program history, the last coming in 1932 (sixth). The Hawkeyes finished third on three occasions (1921, 1923 and 1930). In modern history, the Hawkeyes best NCAA finish was in 2021 when they placed 12th. Other top-25 finishes include 17th in 2017, 19th in 1995, 21st in 1993 and 21st in 1989. The Hawkeye women’s best finish at the NCAA Outdoor Championships came in 2018, when they placed 13th with 19 points. Laulauga Tausaga scored 10 points that year, placing fourth in both shot put and discus. The women also placed in the top-25 in 2019 (25th), 2006 (20th), 1992 (19th) and 1985 (20th).

NEXT UP

The Hawkeyes head to Des Moines, Iowa, for the Drake Relays on April 27-29.

PRONUNCIATION GUIDE

Amber Aesoph.....	A-soph
Damoy Allen	
Elijah Barnes.....	ill-LIE-juh
Alivia Bauer.....	ah-LIV-ee-uh
Myreanna Bebe.....	MUR-enna Bee-bee
Audrey Biermann	
Jalyssa Blazek.....	JA-liss-uh
Alli/Grace Bookin-Nosbisch.....	nos-BISH
Koby Brackemeyer	
Mariel Bruxvoort.....	BROOKS-vort
Dimia Burrell.....	Dih-ME-uh
Aliyanna Dorn	
Holly Duax	
Ian Geisler.....	GUY-slur
Bryce Gidel.....	gih-DELL
Spencer Gudgel.....	GUD-gell
Maggie Gutwein.....	GUT-win
Peyton Haack.....	HOCK
Carson Houg	
Jaiden Itson	
Kaleba Jack	
Khullen Jefferson.....	CULLEN
Kalil Johnson	
Keith Keahna.....	kee-AH-nuh
Daniel Klysh.....	KLISH
Jamie Kofron	
Lizzy Korczak	
Leah Kralovetz	
Derek Leicht	
Jenoah McKiver.....	jeh-NOAH muh-KEE-ver
Tahlee McVee	
Ella Meeuwssen	
Micah Poellet	
Ellie Rathe	
Ianna Roach	
Tesa Roberts.....	TAY-suh
Ryan Schreiner.....	SHRINE-urr
Evan Schuster	
Aleah Tenpas	
Kelli Totic.....	tah-SICK
Ellie Twedt.....	TWEET
Walker Whalen	
Yohana Yual	

FRANCIS X. CRETZMEYER TRACK

The University of Iowa track and field team practices and competes at the Francis X. Cretzmeyer Track during the outdoor season. Located within walking distance of Carver-Hawkeye Arena and Pearl Field, the track was completed in 1986. The facility was named after the late Francis X. Cretzmeyer, who coached the men’s cross country and track teams from 1948-78 and led the Hawkeyes to five Big Ten team titles. Iowa hosted the 1987, 2000, 2011 and 2019 Big Ten Championships at Cretzmeyer.





MEN'S NCAA CHAMPIONSHIPS QUALIFIERS

ATHLETE.....	EVENT.....	MARK.....	SEED
Austin West.....	Decathlon.....	8,179 pts.....	3
James Carter, Jr.....	Long Jump.....	7.93m / 26'0.25.....	3
West/Bryson/Gudgel/Gillum.....	4x400m Relay.....	3:03.62.....	9
James Carter, Jr.....	Triple Jump.....	16.12m / 52'10.75.....	9
Josh Braverman.....	110mH.....	13.55.....	11
Jordan Johnson.....	Discus.....	57.09m / 187'3".....	12
Julien Gillum.....	400mH.....	50.26.....	13
Nik Curtiss.....	Shot Put.....	19.54m / 64'1.25".....	14
Johnson/Kresley/Reed/K. Jefferson.....	4x100m Relay.....	39.56.....	23
Gratt Reed.....	110mH.....	13.75.....	24

WOMEN'S NCAA CHAMPIONSHIPS QUALIFIERS

ATHLETE.....	EVENT.....	MARK.....	SEED
LaSarah Hargrove.....	200m.....	22.58.....	8
LaSarah Hargrove.....	100m.....	11.05.....	10
Erin Dowd.....	400mH.....	57.01.....	12
Hargrove/Love/Dowd/Magee.....	4x100m Relay.....	43.69.....	13
Paige Magee.....	400mH.....	57.06.....	14

OUTDOOR ALL-TIME TOP 10 PERFORMERS




Justin Austin



Matt Byers



James Carter Jr.



Nikolas Curtiss



Jeffery Herron



Gabe Hull



Austin Kresley

100 Meters

1. **Austin Kresley, 2023** 10.10
2. **Kalen Walker, 2023** 10.20
4. Justin Austin, 2011 10.21
5. O'Shea Wilson, 2017 10.22
6. George Page, 1996 10.25
7. James Harrington, 2015 10.26
8. Anthuan Maybank, 1994 10.31
- Tim Dwight, 1997 10.31
- Josh Larney, 2013 10.31
- Vinnie Saucer, Jr., 2015 10.31

110-Meter High Hurdles

1. Jaylan McConico, 2021 13.23
2. Aaron Mallett, 2017 13.24
3. Josh Braverman, 2022 13.41
4. Jamal Britt, 2021 13.45
5. Pat McGhee, 1989 13.50
- Gratt Reed, 2023** 13.50
7. Dion Trowers, 1996 13.62
8. Ronnie McCoy, 1985 13.66
- Grant Conway, 2022** 13.66
10. Ethan Holmes, 2011 13.73

200 Meters

1. Justin Austin, 2011 20.31
2. Jeff Patrick, 1983 20.47
3. James Harrington, 2015 20.50
4. Karayme Bartley, 2019 20.51
- 5. Gratt Reed, 2023** 20.54
6. Anthuan Maybank, 1994 20.55
7. Victor Green, 1984 20.60
8. Antonio Woodard, 2018 20.61
9. Andre Morris, 1995 20.64
10. George Page, 1996 20.67

400 Meters

1. **Jenoah McKiver, 2022** 44.74
2. Mar'yea Harris, 2018 44.94
3. Anthuan Maybank, 1993 44.99
4. Andre Morris, 1995 45.15
5. Mike Mondane, 1967 45.20
6. Wayne Lawrence, Jr., 2019 45.33
7. Steven Willey, 2010 45.78
8. Karayme Bartley, 2019 45.80
- 9. Everett Steward, 2022** 45.94
10. DeJuan Frye, 2018 46.17

400-Meter Hurdles

1. Pat McGhee, 1988 48.83
2. Jamal Britt, 2021 49.69
3. Monte Raymond, 1998 50.09
4. Ray Varner, 2010 50.24
- 5. Julien Gillum, 2022** 50.26
6. Chris Douglas, 2019 50.32
7. Paul Steele, 1989 50.45
8. Russell Peterson, 2001 50.50
9. Ethan Holmes, 2013 50.51
10. Adam Kunkel, 2001 50.73

800 Meters

1. Erik Sowinski, 2012 1:45.90
2. Matt Manternach, 2019 1:46.93
3. Carter Lilly, 2016 1:46.95
4. Alec Still, 2022 1:47.50
5. Bill Frazier, 1962 1:47.64
6. D'Juan Strozier, 1990 1:47.82
7. Adam Hairston, 2011 1:48.10
8. Tysen VanDraska, 2021 1:48.13
- 9. Armando Bryson, 2022** 1:48.31
10. Will Teubel, 2015 1:48.60

1,500 Meters


1. **Max Murphy, 2022** 3:40.63
2. Jeff Thode, 2010 3:43.02
- 3. Kal Lewis, 2021** 3:43.32
4. Joel Moeller, 1978 3:44.01
5. Jim Docherty, 1978 3:44.30
6. Nathan Mylenek, 2019 3:44.49
7. Sam Fourman, 2015 3:44.50
8. Michael Melchert, 2018 3:44.59
9. Adam Jones, 2017 3:45.48
10. Dan Waters, 1986 3:46.35

3,000-Meter Steeplechase

1. Nathan Mylenek, 2021 8:35.41
2. Deacon Jones, 1956 8:47.40
3. Steve Pershing, 1978 8:54.59
4. Andy Morris, 2000 8:56.21
5. Matt Gerard, 1994 8:57.01
6. Andy Napier, 2008 8:57.54
7. Rollie Kitt, 1967 9:02.90
8. Al Greene, 1985 9:02.96
9. Tony Rakaric, 2005 9:03.29
10. Mark Battista, 2010 9:04.60

5,000 Meters


1. **Max Murphy, 2023** 13:39.77
2. Micah VanDenend, 2007 13:49.31
3. Nathan Mylenek, 2021 13:54.15
- 4. Nick Trattner, 2023** 13:55.57
5. Daniel Soto, 2021 13:55.71
6. Larry Wiczorek, 1968 13:56.00
7. Kevin Herd, 1993 13:59.00
8. Stetson Steele, 2000 14:02.76
9. Kevin Lewis, 2014 14:02.78
10. Eric MacTaggart, 2005 14:04.79



Anthuan Maybank



Jaylan McConico



Pat McGhee



Jenoah McKiver

OUTDOOR ALL-TIME TOP 10 PERFORMERS



Nathan Mylenek




Max Murphy



Erik Sowinski



Stetson Steele



Austin West



Todd Wigginton



Arno
van der Westhuizen

10,000 Meters

1. Stetson Steele, 2000 28:44.47
2. Daniel Soto, 2021 28:48.18
3. Eric MacTaggart, 2006..... 28:50.23
4. **Max Murphy, 202228:57.96**
5. Kevin Lewis, 2015..... 28:59.62
6. **Nick Trattner, 202229:39.83**
7. Nick Nordheim, 2002 29:44.71
8. Trent Corey, 2002 29:45.25
9. Ian Eklin, 2017..... 29:47.06
10. Chad Schwitters, 1999..... 29:56.00

Decathlon

1. **Austin West, 2022 8,179 pts**
2. Will Daniels, 2021 7,864 pts
3. William Dougherty, 2018 7,673 pts
4. **Peyton Haack, 2021 7,458 pts**
5. Kyle Reid, 2013..... 7,203 pts
6. Jack Eckert, 2015..... 7,087 pts
7. Dan Rolling, 2010 6,957 pts
8. Scott Faber, 2000..... 6,839 pts
9. Ryan Niver, 2008 6,837 pts
10. Chad Ohly, 1994 6,641 pts

High Jump

1. Jeffery Herron, 2012..... 7-4 1/4 (2.24)
2. Bill Hansen, 1978 7-4 (2.23)
- Bill Knoedel, 1975 7-4 (2.23)
4. Kevin Spejcher, 2014 7-2 1/2 (2.20)
5. M. Cunningham, 1986..... 7-1 (2.16)
- Kenneth Lansing, 1988..... 7-1 (2.16)
- Jay Hunt, 2019..... 7-1 (2.16)
8. Pat Meade, 1987 7-0 1/4 (2.14)
9. Graham Valdes, 2012 6-11 3/4 (2.12)
10. Will Daniels, 2021 6-11 1/2 (2.12)

Pole Vault

1. Todd Wigginton, 1984 17-0 (5.18)
2. Chad Ohly, 1994 16-8 3/4 (5.10)
- Kyle Reid, 2013..... 16-8 3/4 (5.10)
4. Curt Broek, 1978 16-8 (5.08)
5. Andy Jatis, 2018 16-7 1/2 (5.07)
6. Phil Wertman, 1971 16-7 (5.05)
- Kelly Scott, 1988..... 16-7 (5.05)
8. **Peyton Haack, 2021 16-4 3/4 (5.00)**
9. John Teffer, 1972 16-2 (4.93)
10. Alex Zona, 2009..... 16-0 3/4 (4.90)

Long Jump

1. Anthuan Maybank, 1993..... 27-1 (8.25)
2. Bashir Yamini, 1997..... 26-8 1/4 (8.13)
3. **James Carter, Jr., 2022..... 26-3 (8.00)**
4. Paul Jones, 1989..... 25-10 1/4 (7.88)
5. Darren Smith, 1991..... 25-9 3/4 (7.86)
6. Quinn Early, 1986 25-7 1/4 (7.80)
7. O'Shea Wilson, 2017 25-5 1/4 (7.75)
8. Ed Gordon, 1931 25-4 3/8 (7.68)
9. Matty Gorman, 2006..... 25-1 1/4 (7.65)
10. Ronnie McCoy, 1985 25-0 (7.62)

Triple Jump

1. **James Carter, Jr., 2023 .. 54-8 3/4 (16.68)**
2. Troy Doris, 2012 54-8 (16.66)
3. Paul Jones, 1990..... 53-9 (16.38)
4. Babatunde Amosu, 2015..... 53-0 (16.15)
5. Antwon James, 2017 52-4 1/2 (15.96)
6. Klyvens Delaunay, 2013.. 52-2 1/2 (15.91)
7. Gordon Finch, 1988..... 50-9 1/4 (15.47)
8. Mike Lacy, 1984..... 50-5 (15.36)
9. **Deandre Stapleton, Jr. 2023. 50-4 3/4 (15.36)**
10. Pat Miller, 1985 49-8 1/2 (15.25)

Shot Put

1. Nikolas Curtiss, 2022 65-9 (20.04)
2. Jeremy Allen, 2001..... 63-2 3/4 (19.27)
3. Reno Tuufuli, 2018 62-10 3/4 (19.17)
4. Ken Kemeny, 2005..... 62-3 (18.97)
5. Shane Maier, 2006 62-2 1/4 (18.95)
6. Andy Banse, 2005 61-11 1/2 (18.88)
7. John Hickey, 2008..... 61-9 1/2 (18.83)
8. **Elijah Barnes, 2022 60-8 3/4 (18.51)**
9. Avery Meyers, 2017 60-4 (18.39)
10. Chris Gambol, 1987..... 60-0 1/2 (18.30)

Discus

1. Gabe Hull, 2014..... 207-1 (63.11)
2. Reno Tuufuli, 2019 205-2 (62.54)
3. A.J. Curtis, 2007 202-11 (61.84)
4. Gary Kostrubala, 1986..... 202-4 (61.68)
5. Jeremy Allen, 2001..... 195-4 (59.54)
6. **Jordan Johnson, 2022195-3 (59.52)**
7. Tim Brodersen, 2005 193-6 (58.98)
8. Avery Meyers, 2017 185-8 (56.61m)
9. Brad Daufeldt, 2004 185-0 (56.40)
10. Nick Brayton, 2009 180-11 (55.15)

Hammer

1. A. van der Westhuizen, 2001. 222-11 (67.94)
2. Adam Hamilton, 2007 222-2 (67.73)
3. Jim Costello, 2002 217-7 (66.32)
4. Brad Daufeldt, 2004 207-10 (63.34)
5. Chris Voller, 2005 206-0 (62.80)
6. Matt Banse, 2012 201-11 (61.55)
7. Tyler Lienau, 2021..... 199-6 (60.81)
8. **Sean Smith, 2023.....199-5 (60.79)**
9. Jeremy Allen, 2001..... 199-0 (60.66)
10. Ben Stancombe, 2011 197-6 (60.20)

Javelin

1. Matt Byers, 2011 245-8 (74.89)
2. Bill Neumann, 2002..... 244-8 (74.58)
3. Dan Ralph, 2000..... 227-10 (69.44)
4. **Mike Stein 2023.....223-1 (68.01)**
5. Sam Joens, 2015..... 211-5 3/4 (64.45)
6. Zach Schimp, 2010 211-0 (64.32)
7. Alex Balke, 2016 205-11 (62.77)
8. Kale Katt, 2007 204-0 (62.17)
9. **Austin West, 2023203-11 (62.15)**
10. Joel Storm, 2004 203-5 (62.01)

MEN'S ALL-TIME TOP 10 RELAYS

400-Meter Relay

1. **Walker, Kresley, Reed, Allen, 2023** **38.70**
2. **Walker, Kresley, Reed, K. Jefferson, 2022**..... 39.03
3. Brissett, Wilson, Thompson, Mallett, 2017 39.12
4. Hofacker, Woodard, **Lawrence Jr., Bartley, 2019**..... 39.17
5. Mincy, Wilson, Harrington, Brown, 2014 39.19
6. Mincy, Austin, E. Holmes, Larney, 2013 39.31
- Johnson, Kresley, Reed, K. Jefferson, 2022** 39.31
8. Saucer, Jr., Brissett, Harrington, Mallett, 2016 39.44
9. Brissett, Wilson, Woodard, Mallett, 2017 39.46
10. Beecham, Duckett, Greer, R. Smith, 1984 39.48
- McConico, Woodard, **Reed, Kresley, 2021**..... 39.48

Shuttle Hurdle Relay

1. **Conway, Braverman, K. Johnson, Reed, 2022**..... 56.74
2. McGhee, Armstrong, Falls, Stelle, 1989 57.80
3. Wigginton, Jones, Lacey, McCoy, 1985..... 59.77
4. Williams, **Haack, Braverman, McConico, 2019**..... 1:01.14
5. 1975 1:05.20

800-Meter Relay

1. James, Mallett, Harris, B. Thompson, 2017 1:23.02
2. B. Thompson, Brissett, Harrington, Ganschow, 2016..... 1:23.36
3. B. Thompson, Ganschow, Frye, Hofacker, 2017..... 1:23.73
4. Richardson, Sayon, Richards, Chaney, Jr., 2009 1:24.85
5. Harrington, VanCleave, Wilson, Mallett, 2014 1:24.86
6. Austin, Brown, Larney, VanCleave, 2013 1:25.60
7. Wilson, Sorrells, Douglas, Williams, 2018 1:25.87
8. Barclay, McCalister, Jensen, Elliott, 1979..... 1:26.39
9. Sorrells, Braverman, Douglas, **Haack, 2019** 1:28.29
10. Thomas, Balkrishnan, Patterson, Freidrich 1991 1:28.38

1,600-Meter Relay

1. Lawrence Jr., Woodard, Bartley, Harris, 2019..... 3:00.14
2. **Steward, Richards, Gudgel, Gillum, 2022** 3:01.79
3. Frye, Harris, Hofacker, Ogwo, 2017 3:01.91
4. **Steward, Bryson, Gillum, McKiver, 2022**..... 3:02.39
5. Lietz, Woodard, **Gillum, Lawrence, Jr., 2021** 3:02.54
6. Lawrence Jr., Woodard, Hofacker, Harris, 2019 3:03.10
7. Morris, Davis, Page, Rozell, 1995..... 3:03.11
8. Branch, Dwight, Dodge, Yamini, 1999 3:03.29
9. **West, Bryson, Gudgel, Gillum, 2022**..... 3:03.62
10. Frye, Woodard, Hofacker, Harris, 2018 3:03.69

Sprint Medley Relay

1. McCorkle, Jones, Chung, Strozier, 1990 3:15.64
2. Sayon, Austin, Willey, Sowinski, 2011 3:16.18
3. Richards, Larney, Davey, Sowinski, 2012 3:17.25
4. Richardson, Richards, Willey, Sowinski, 2010..... 3:17.74
5. **Reed, K. Jefferson, Gillum, Still, 2022** 3:18.06
6. Hofacker, Woodard, Harris, VanDraska, 2018..... 3:18.11
7. Saucer, Jr., Brissett, Harris, Lilly, 2016..... 3:18.53
8. Hofacker, Woodard, Harris, Lilly, 2017 3:18.73
9. Armstrong, Thomas, Maybank, Strozier, 1991 3:18.93
10. Yamini, Davis, Dodge, Donovan, 1999 3:19.87

3,200-Meter Relay

1. Schum, Christensen, Steffen, Criswell, 1971 7:18.60
2. **Gudgel, Bryson, Abrego, Still, 2022** 7:19.13
3. VanDraska, Still, Teubel, Lilly, 2019..... 7:22.50
4. Hairston, Prom, Thode, Sowinski, 2011..... 7:23.77
5. Manternach, VanDraska, W. Teubel, Lilly, 2017 7:24.77
6. **Schreiner, Strong, Bryson, Gudgel, 2023**..... **7:26.00**
7. Melchert, Manternach, N. Teubel, Lilly, 2018 7:28.37
8. Corrigan, Blackman, Strozier, Chambers, 1989 7:29.00
9. Hoffman, **Olson, Still, VanDraska, 2021**..... 7:29.81
10. Melchert, Dorman, Lilly, Larrison, 2016 7:30.32

Distance Medley Relay

1. Pershing, Moeller, Slack, Docherty, 1978 9:39.94
2. Kuczwarra, Barton, Hairston, Thode, 2011 9:41.37
3. N. Holmes, VanCleave, Sowinski, Thode, 2012..... 9:41.59
4. Young, Barton, Kuczwarra, Luciano, 2010..... 9:42.97
5. **Lewis, Steward, Abrego, Murphy, 2022** 9:47.73
6. Mylenek, Thompson, Manternach, Melchert, 2018 9:50.70
7. VanDraska, Lawrence Jr., Teubel, Mylenek, 2019 9:53.14
8. Prom, Davey, Weir, Witt, 2013..... 9:53.83
9. Theisen, Williams, Wiesa, Waters, 1985 9:54.04
10. Wilfong, Slaymaker, W. Teubel, Witt, 2013..... 9:54.05

6,400-Meter Relay

1. Pershing, Fuller, Moeller, Docherty, 1978..... 16:27.70
2. Rakaric, Webster, MacTaggart, VanDenend, 2006..... 16:55.43
3. Lewis, Witt, Hart, Fourman, 2015 16:58.44
4. Price, Eklin, Gardarsson, Docherty, 2016..... 17:00.30
5. Paul, Kadlec, Thode, Luciano, 2010 17:01.46
6. Witt, Lewis, Hart, Butler, 2014 17:01.65
7. N. Holmes, Witt, Thode, Lewis, 2012 17:02.26
8. Thomas, Allen, Rakaric, Lloyd, 2003 17:06.27
9. Pittman, Novotny, Feeldy, Marquardt, 1995 17:12.49
10. Bakker, Feeldy, Peters, Pittman, 1996 17:13.10

OUTDOOR ALL-TIME TOP 10 PERFORMERS



Meghan Armstrong

Marta Bote
Gonzalez

Nan Doak

Briana Guillory

LaSarah Hargrove

Amanda Howe

Aisha James

100 Meters

1. **LaSarah Hargrove, 2022** 11.20
2. **Lia Love, 2023** 11.21
2. Brittany Brown, 2018 11.28
4. Briana Guillory, 2016 11.35
5. Lake Kwaza, 2015 11.40
6. Vivien McKenzie, 1985 11.45
7. Davera Taylor, 1984 11.51
8. Erica Broomfield, 1998 11.53
9. Jiselle Providence, 2001 11.57
10. Tanja Reid, 1994 11.60
- Peaches Roach, 2005 11.60

100-Meter Hurdles

1. **Paige Magee, 2021** 13.17
2. Tiffany Johnson, 2007 13.20
3. Jenny Kimbro, 2018 13.22
4. **Myreanna Bebe, 2022** 13.35
5. Jahisha Thomas, 2017 13.46
6. Tria Simmons, 2019 13.49
7. Karessa Farley, 2009 13.53
8. **Tionna Tobias, 2021** 13.58
9. C. Prendergast, 1999 13.60
- Paula Ruen, 2000 13.60

200 Meters

1. Brittany Brown, 2017 22.30
2. **LaSarah Hargrove, 2022** 22.72
3. Briana Guillory, 2016 22.89
4. Elexis Guster, 2016 23.03
5. Lake Kwaza, 2016 23.17
6. **Lia Love, 2023** 23.23
7. Shellene Williams, 2004 23.50
8. Kineke Alexander, 2006 23.58
9. Davera Taylor, 1984 23.59
10. Vivien McKenzie, 1985 23.61

400 Meters

1. Briana Guillory, 2018 51.30
2. Kineke Alexander, 2006 51.35
3. Elexis Guster, 2016 51.85
4. Shellene Williams, 2004 51.94
5. Ashley Liverpool, 2012 52.47
6. Ellen Grant, 1996 52.65
7. **Tesa Roberts, 2023** 52.95
8. **Audrey Biermann, 2023** 53.06
9. Alexis Hernandez, 2017 53.27
10. **Chloe Larsen, 2023** 53.64

400-Meter Hurdles

1. Mary Knoblauch, 1981 56.16
2. Wynsome Cole, 1998 56.67
3. MonTayla Holder, 2014 56.70
4. **Mariel Bruxvoort, 2023** 56.71
5. Erin Dowd, 2022 56.77
6. **Paige Magee, 2022** 56.79
7. Payton Wensel, 2022 57.63
8. Jenny Kimbro, 2019 58.27
9. **Nylah Perry, 2023** 58.61
10. Chris Davenport, 1981 59.18

800 Meters

1. Bethany Praska, 2011 2:03.78
2. Mallory King, 2021 2:05.23
3. **Alli Bookin-Nosbisch, 2023** 2:05.42
4. Kay Stormo, 1982 2:05.67
5. **Clare Pitcher, 2022** 2:06.05
6. Taylor Arco, 2019 2:06.06
7. Michelle Lahann, 2004 2:06.79
8. Katharina Trost, 2015 2:07.09
9. **Grace Bookin-Nosbisch, 2023** 2:07.20
10. Mahnee Watts, 2016 2:07.41

1,500 Meters

1. Meghan Armstrong, 2006 4:17.41
2. Betsy Flood, 2010 4:17.75
3. Jeanne Kruckeberg, 1989 4:19.71
4. McKenzie Melander, 2012 4:20.22
5. Lauren Hardesty, 2009 4:20.40
6. Diane Nukuri, 2007 4:20.95
7. **Amber Aesoph, 2023** 4:21.11
8. Penny O'Brien, 1985 4:21.43
9. Kay Stormo, 1982 4:22.24
10. Michelle Lahann, 2004 4:24.00

3,000 Meters


1. Diane Nukuri, 2008 9:18.82
2. Penny O'Brien, 1985 9:20.61
3. McKenzie Melander, 2012 9:21.59
4. Betsy Flood, 2010 9:22.63
5. Nan Doak, 1985 9:23.04
6. Tracy Dahl, 1992 9:23.53
7. Meghan Armstrong, 2006 9:28.03
8. Brooke Eilers, 2011 9:30.08
9. Jeanne Kruckeberg, 1989 9:30.69
10. Jennifer Brower, 1992 9:34.59

3,000-Meter Steeplechase

1. Marta Bote Gonzalez, 2015 10:23.15
2. Danielle Berndt, 2011 10:26.54
3. Jessica Schmidt, 2008 10:27.18
4. Sarah Arens, 2004 10:34.50
5. Hannah Roeder, 2011 10:35.22
6. **Brooke McKee, 2023** 10:39.88
7. Madison Waymire, 2017 10:41.91
8. Kelsey Hart, 2011 10:47.56
9. Anna Hostetler, 2019 10:57.25
10. Kelly Breen, 2017 10:59.99

5,000 Meters

1. Nan Doak, 1985 15:45.84
2. McKenzie Melander, 2012 15:57.13
3. Diane Nukuri, 2008 15:59.39
4. Betsy Flood, 2011 16:04.46
5. Meghan Armstrong, 2008 16:08.83
6. Brooke Eilers, 2011 16:11.86
7. Mareike Schrulle, 2013 16:12.66
8. Jenny Spangler, 1983 16:17.21
9. Tracy Dahl, 1992 16:18.77
10. Racheal Marchand, 2008 16:27.02




Jenny Kimbro

Paige Magee

OUTDOOR ALL-TIME TOP10 PERFORMERS



Diane Nukuri



Bethany Praska



Alana Redfern



Peaches Roach



Jessie Strand



Lauauga Tausaga



Jahisha Thomas

10,000 Meters

1. Diane Nukuri, 2008 33:17.01
2. Jennifer Brower, 1991..... 33:23.38
3. Meghan Armstrong, 2008..... 33:28.00
4. Nan Doak, 1985..... 33:33.03
5. Jenny Spangler, 1983 33:39.24
6. Andrea Shine, 2018..... 33:50.25
7. Racheal Marchand, 2008 34:05.87
8. McKenzie Melander, 2012 34:29.83
9. Tracy Dahl, 1992 34:30.09
10. **Maddie Block, 202334:44.62**

Heptathlon

1. Jenny Kimbro, 2021..... 5,679 pts
2. Tammilee Kerr, 2008..... 5,633 pts
3. Tria Simmons, 2019..... 5,557 pts
4. Dallyssa Huggins, 2021..... 5,437 pts
5. Kathy Gillespie, 1983..... 5,262 pts
6. **Tionna Tobias, 2022.....5,124 pts**
7. Tiff Pedersen, 2004 4,976 pts
8. Janet Adams, 1981..... 4,855 pts
9. Sarah Ryan, 2012 4,819 pts
10. Ruqayya Raheem, 1997 4,665 pts

High Jump

1. Peaches Roach, 2006 6-1 1/4 (1.86)
2. Jenny Kimbro, 2019..... 6-0 3/4 (1.85)
3. Mary Mol, 1983..... 6-0 (1.83)
4. Khanishah Williams, 2013 5-11 1/4 (1.81)
5. Dallyssa Huggins, 2021..5-10 1/2 (1.79m)
6. Caleigh Bacchus, 2010..... 5-10 (1.78)
7. Lynn McMillan, 1988..... 5-9 1/4 (1.76)
- Aubrianna Lantrip, 2018 5-9 1/4 (1.76)
- Tria Simmons, 2019..... 5-9 1/4 (1.76)
10. Madison Rouw, 2016..... 5-8 3/4 (1.75)
- Tria Simmons, 2018..... 5-8 3/4 (1.75)

Pole Vault

1. Jessie Strand, 2003..... 12-10 1/4 (3.92)
2. Sarah Burgett, 2006 12-1 3/4 (3.70)
3. Kirsten Weismantle, 2011..... 12-0 (3.66)
4. Amy Smith, 2018 11-11 3/4 (3.65)
5. Katie Truedson, 2010 11-5 1/4 (3.49)
6. Gina Shannon, 2001..... 11-2 1/4 (3.41)
7. Brittany Holst, 2013 11-1 (3.38)
8. Elyssa Tracy, 2015..... 10-6 (3.20)
9. Kacey Childs, 2000 8-0 1/2 (2.45)

Long Jump

1. Aisha James, 2003..... 22-3 (6.78)
2. Jahisha Thomas, 2018..... 21-6 (6.55)
3. Zinnia Miller, 2014 20-6 1/2 (6.26)
4. Renee White, 2008 20-3 3/4 (6.19)
5. **Tionna Tobias, 2023 20-1 (6.12)**
6. Carisa Leacock, 2014..... 19-11 3/4 (6.09)
7. Amanda Carty, 2019..... 19-11 1/2 (6.08)
8. Becki Borg, 1988 19-7 1/4 (5.97)
9. Jenny Kimbro, 2018..... 19-7 (5.97)
10. Kassidy Ellis, 2015 19-6 1/4 (5.95)

Triple Jump

1. Jahisha Thomas, 2018..... 44-2 (13.46)
2. Renee White, 2008 43-10 3/4 (13.36)
3. Zinnia Miller, 2014 42-0 1/2(12.81)
4. **Kayla Hutchins, 202141-10 (12.75)**
5. Tiffany Johnson, 2007 41-8 3/4 (12.72)
6. Eavion Richardson, 2021 41-1 (12.52)
7. Carisa Leacock, 2012 40-10 1/2 (12.46)
8. Amanda Carty, 2019 40-11 (12.47)
9. Becki Borg, 1988 40-7 1/2 (12.38)
10. Tria Simmons,2016 40-7 1/2(12.38)

Shot Put

1. Lauauga Tausaga, 2019 .59-1 1/2 (18.02)
2. Nia Britt, 2019 55-7 3/4 (16.96)
3. **Kat Moody, 2023 55-0 3/4 (16.78)**
4. Lisa Van Steenwyk, 1992..... 50-8 (15.44)
5. **Jamie Kofron, 2022 50-6 (15.39)**
6. Nicole Berry, 2022 50-5 1/4 (15.37)
7. Gail Smith, 1984..... 50-3 1/4 (15.32)
8. Denise Taylor, 1992 50-1 3/4 (15.28)
9. Erika Hammond, 2019.... 49-9 1/4 (15.17)
10. Kamesha Marshall, 2005 48-6 3/4 (14.80)

Discus

1. Lauauga Tausaga, 2019 209-9 (63.94)
2. Serena Brown, 2021 196-2 (59.81)
3. K. Spanoudakis, 2019 190-1 (57.95)
4. **Kat Moody, 2023185-3 (56.47)**
5. Majesty Tutson, 2013 181-1 (55.19)
6. Dakotah Goodell, 2014 169-4 (51.62)
7. **Jamie Kofron, 2022166-1 (50.62)**
8. Kara Misel, 2021..... 162-1 (49.40)
8. Tiffany Medenwaldt, 2010. 161-3 (49.16)
10. Denise Taylor, 1992 160-5 (48.90)

Javelin

1. Alana Redfern, 2003 181-5 (55.30)
2. Tammilee Kerr, 2008..... 163-5 (49.81)
3. **Lizzie Korczak, 2023157-0 (47.86)**
4. Marissa Mueller, 2019..... 154-3 (47.02)
5. Mandy Beck, 1999..... 153-4 (46.74)
6. Dakotah Goodell, 2015 153-3 1/4 (46.71)
7. Terri Soldan, 1983 152-6 1/4 (46.48)
8. Shani Renning, 1990 152-3 (46.40)
9. Kayla Hochhalter, 2015 152-6 (46.48)
10. Clara Simon, 1981 149-9 (45.64)

Hammer Throw

1. **Amanda Howe, 2022212-9 (64.84)**
2. Lauauga Tausaga, 2019 201-3 (61.34)
3. Annemie Smith, 2015... 200-1 1/2 (60.99)
- Nia Britt, 2019 200-1 (60.99)
5. Allison Wahrman, 2021..... 198-7 (60.53)
6. Jasmine Simpson, 2013..... 197-7 (60.23)
7. Becca Franklin, 2007 195-0 (59.45)
8. Ashlyn Gulvas, 2014 192-9 (58.75)
9. Leah Colbert, 2018..... 189-3 (57.69)
10. Kelsey Taylor, 2011 177-0 (53.95)

WOMEN'S ALL-TIME TOP 10 RELAYS

400-Meter Relay

1.	Hargrove, Love, Dowd, Magee, 2022	43.69
2.	Kwaza, Guster, Guillory, Hernandez, 2016.....	44.04
3.	Chapman, Guillory, Hernandez, Brown, 2017.....	44.34
4.	Kwaza, Guster, Chapman, Guillory, 2016.....	44.41
5.	Thomas, Avant, Guillory, Brown, 2018.....	44.44
6.	Kwaza, Guster, Hernandez, Brown, 2014.....	44.51
7.	Thomas, Guillory, Hernandez, Brown, 2017.....	44.53
8.	Kwaza, Guster, Holder, Brown, 2014.....	44.62
9.	Poole, Reid, Floyd, Hobbs, 1994.....	44.63
10.	Hargrove, Love, Tobias, Magee, 2022	44.66

Shuttle Hurdle Relay

1.	Prendergast, Cole, Raheem, Ruen, 1998.....	56.44
2.	Cole, Prendergast, Raheen, Ruen, 1998.....	56.54
3.	Raheen, Prendergast, Cole, Ruen, 1998.....	57.53

800-Meter Relay

1.	Chapman, Guillory, Hernandez, Brown, 2017.....	1:35.36
2.	Hobbs, Reid, Floyd, Poole, 1994.....	1:35.69
3.	Roach, McCalla, Alexander, Johnson, 2006.....	1:36.19
4.	Chapman, Roberts-Lewis, Champe, Brown, 2016.....	1:36.98
5.	Williams, Charles, Fouchè, Providence, 2003.....	1:37.49
6.	Herrmann, McCalla, Raymond, Roach, 2004.....	1:37.66
7.	Charles, Dixon, Knight, Prendergast, 2002.....	1:38.15
8.	Christian, Buss, Swanson, Morken, 2019.....	1:38.52
9.	Prendergast, Dixon, Knight, Providence, 2001.....	1:38.73
10.	Trusty, Hendricks, Graham, Erickson, 2009.....	1:38.79

1,600-Meter Relay

1.	Hernandez, Guillory, Holder, Guster, 2016.....	3:30.97
2.	Guillory, Brown, Hernandez, Champe, 2017.....	3:32.37
3.	Bruxvoort, Dowd, Wensel, Roberts, 2022	3:33.18
4.	Guster, Hernandez, Holder, Kwaza, 2014.....	3:34.83
5.	Larsen, Roberts, Biermann, Itson, 2023	3:35.17
6.	Praska, Hendricks, Liverpool, Erickson, 2011.....	3:35.93
7.	Champe, Guillory, Plock, Sharpe, 2018.....	3:35.94
8.	Guster, Watts, Hernandez, Kwaza, 2014.....	3:36.09
9.	Hume, Charles, Steffen, Williams, 2003.....	3:36.26
10.	Kimbro, Weum, Simmons, Wensel, 2019.....	3:36.32

Sprint Medley Relay

1.	Jones, Hendricks, Liverpool, Praska, 2011.....	3:48.63
2.	Brown, Kwaza, Guster, Watts, 2014.....	3:51.18
3.	Hargrove, Dowd, Wensel, Pitcher, 2022	3:52.56
4.	Kwaza, Guster, Holder, Watts, 2016.....	3:52.62
5.	Swanson, Morken, King, Arco, 2019.....	3:52.85
6.	Kwaza, Brown, Guster, Trost, 2015.....	3:53.29
7.	Christian, Buss, Guillory, Arco, 2019.....	3:54.18
8.	Kwaza, R. Moore, Holder, Alexia, 2013.....	3:54.51
9.	Trusty, R. Moore, Hendricks, Praska, 2010.....	3:56.53
10.	Reid, Philip, Hobbs, Benning, 1995.....	3:56.54

3,200-Meter Relay

1.	McCabe, Arco, Saunders, King, 2019.....	8:31.84
2.	Moore, A. Bookin-Nosbisch, G. Bookin-Nosbisch, Pitcher, 2022	8:35.75
3.	Suppelsa, Wodek, Kruckeberg, Schneckloth, 1987.....	8:46.45
4.	Lahann, Stanley, Hume, Barber, 2004.....	8:48.87
5.	Itson, G. Bookin-Nosbisch, Pitcher, Moore, 2023	8:49.00
5.	Schneckloth, Roberts, Hawkins, Kruckeberg, 1989.....	8:49.38
6.	Trost, Maser, Alexia, Nelson, 2014.....	8:49.95
7.	Nelson, Watts, Wilberding, Sindt, 2016.....	8:51.90
8.	Flood, Dlh, L. Hardesty, Docherty, 2009.....	8:53.91
9.	Armstrong, Stanley, Laney, Hume, 2005.....	8:54.27
10.	O'Brien, Camarigg, Williams, Stormo, 1981.....	8:54.36

Distance Medley Relay

1.	Hoskins, Powell, Schneckloth, Kruckeberg, 1989.....	11:22.18
2.	Armstrong, Alexander, Poncé, Stanley, 2007.....	11:25.05
3.	Stanley, McCalla, Hume, Armstrong, 2005.....	11:34.04
4.	Barber, Williams, Hume, Arens, 2004.....	11:34.56
5.	Thompson, Williams, Hume, Arens, 2003.....	11:39.02
6.	2000.....	11:39.83
7.	G. Bookin-Nosbisch, Roberts, A. Bookin-Nosbisch, Aesoph, 2022	11:40.18
8.	Schrulle, Erickson, Placzek, Eilers, 2012.....	11:40.57
9.	Davenport, xx, xx, xx, 1981.....	11:41.44
10.	Pare, Grant, Benning, Gilchrist, 1997.....	11:41.92

6,400-Meter Relay

1.	Flood, Melander, A. Hardesty, L. Hardesty, 2010.....	19:05.63
2.	Nukuri, Marchand, Henize, Armstrong, 2008.....	19:15.42
3.	Flood, Laesch, Ranegar, Melander, 2012.....	19:16.73
4.	Flood, Eilers, Melander, L. Hardesty, 2011.....	19:17.52
5.	Flood, Melander, A. Hardesty, Eilers, 2009.....	19:36.43
6.	Scott, Gordon, Schrulle, Gambrall, 2013.....	19:41.15
7.	Jones, Bote Gonzalez, Wilberding, Reischmann, 2015.....	19:59.72
8.	Maser, Price, Wilberding, Montuclard, 2014.....	20:23.27
9.	Chapple, Laney, Donlon, Sokol, 2005.....	20:39.12
10.	Arens, Barber, Butler, Roberts, 2001.....	20:40.89