

OUTDOOR ALL-TIME TOP 10 PERFORMERS



Justin Austin



Matt Byers



Nikolas Curtiss




Troy Doris



Jeffery Herron



Gabe Hull



Anthuan Maybank

100 Meters

1. **Kalen Walker, 2022** 10.20
2. Justin Austin, 2011 10.21
3. O'Shea Wilson, 2017 10.22
4. George Page, 1996 10.25
5. James Harrington, 2015 10.26
6. Anthuan Maybank, 1994 10.31
- Tim Dwight, 1997 10.31
- Josh Larney, 2013 10.31
- Vinnie Saucer, Jr., 2015 10.31
10. Antonio Woodard, 2018 10.34

110-Meter High Hurdles

1. Jaylan McConico, 2021 13.23
2. Aaron Mallett, 2017 13.24
3. Josh Braverman, 2022 13.41
4. Jamal Britt, 2021 13.45
5. Pat McGhee, 1989 13.50
6. Dion Trowers, 1996 13.62
7. Ronnie McCoy, 1985 13.66
- Grant Conway, 2022** 13.66
9. **Gratt Reed, 2022** 13.67
10. Ethan Holmes, 2011 13.73

200 Meters

1. Justin Austin, 2011 20.31
2. Jeff Patrick, 1983 20.47
3. James Harrington, 2015 20.50
4. Karayme Bartley, 2019 20.51
5. Anthuan Maybank, 1994 20.55
6. Victor Green, 1984 20.60
7. Antonio Woodard, 2018 20.61
8. Andre Morris, 1995 20.64
9. George Page, 1996 20.67
10. **Khullen Jefferson, 2022** 20.70

400 Meters

1. **Jenoah McKiver, 2022** 44.74
2. Mar'yea Harris, 2018 44.94
3. Anthuan Maybank, 1993 44.99
4. Andre Morris, 1995 45.15
5. Mike Mondane, 1967 45.20
6. Wayne Lawrence, Jr., 2019 45.33
7. Steven Willey, 2010 45.78
8. Karayme Bartley, 2019 45.80
9. **Everett Steward, 2022** 45.94
10. DeJuan Frye, 2018 46.17

400-Meter Hurdles

1. Pat McGhee, 1988 48.83
2. Jamal Britt, 2021 49.69
3. Monte Raymond, 1998 50.09
4. Ray Varner, 2010 50.24
5. **Julien Gillum, 2022** 50.26
6. Chris Douglas, 2019 50.32
7. Paul Steele, 1989 50.45
8. Russell Peterson, 2001 50.50
9. Ethan Holmes, 2013 50.51
10. Adam Kunkel, 2001 50.73

800 Meters

1. Erik Sowinski, 2012 1:45.90
2. Matt Manternach, 2019 1:46.93
3. Carter Lilly, 2016 1:46.95
4. Alec Still, 2022 1:47.50
5. Bill Frazier, 1962 1:47.64
6. D'Juan Strozier, 1990 1:47.82
7. Adam Hairston, 2011 1:48.10
8. Tysen VanDraska, 2021 1:48.13
9. **Armando Bryson, 2022** 1:48.31
10. Will Teubel, 2015 1:48.60

1,500 Meters

1. **Max Murphy, 2022** 3:40.63
2. Jeff Thode, 2010 3:43.02
3. **Kal Lewis, 2021** 3:43.32
4. Joel Moeller, 1978 3:44.01
5. Jim Docherty, 1978 3:44.30
6. Nathan Mylenek, 2019 3:44.49
7. Sam Fourman, 2015 3:44.50
8. Michael Melchert, 2018 3:44.59
9. Adam Jones, 2017 3:45.48
10. Dan Waters, 1986 3:46.35

3,000-Meter Steeplechase


1. Nathan Mylenek, 2021 8:35.41
2. Deacon Jones, 1956 8:47.40
3. Steve Pershing, 1978 8:54.59
4. Andy Morris, 2000 8:56.21
5. Matt Gerard, 1994 8:57.01
6. Andy Napier, 2008 8:57.54
7. Rollie Kitt, 1967 9:02.90
8. Al Greene, 1985 9:02.96
9. Tony Rakaric, 2005 9:03.29
10. Mark Battista, 2010 9:04.60

5,000 Meters

1. Micah VanDenend, 2007 13:49.31
2. Nathan Mylenek, 2021 13:54.15
3. Daniel Soto, 2021 13:55.71
4. Larry Wieczorek, 1968 13:56.00
5. Kevin Herd, 1993 13:59.00
6. Stetson Steele, 2000 14:02.76
7. Kevin Lewis, 2014 14:02.78
8. Eric MacTaggart, 2005 14:04.79
9. Dan Haut, 2006 14:07.30
10. Jesse Luciano, 2010 14:08.71



Jaylan McConico



Pat McGhee



Jenoah McKiver



Nathan Mylenek




Max Murphy

OUTDOOR ALL-TIME TOP 10 PERFORMERS




Erik Sowinski




Stetson Steele




Micah VanDenend



Kalen Walker



Austin West



Todd Wigginton



Arno
van der Westhuizen

10,000 Meters

1. Stetson Steele, 2000 28:44.47
2. Daniel Soto, 2021 28:48.18
3. Eric MacTaggart, 2006..... 28:50.23
4. **Max Murphy, 202228:57.96**
5. Kevin Lewis, 2015..... 28:59.62
6. **Nick Trattner, 202229:39.83**
7. Nick Nordheim, 2002 29:44.71
8. Trent Corey, 2002 29:45.25
9. Ian Eklin, 2017..... 29:47.06
10. Chad Schwitters, 1999..... 29:56.00

Decathlon

1. **Austin West, 2022 8,179 pts**
2. Will Daniels, 2021 7,864 pts
3. William Dougherty, 2018 7,673 pts
4. **Peyton Haack, 2021 7,458 pts**
5. Kyle Reid, 2013..... 7,203 pts
6. Jack Eckert, 2015..... 7,087 pts
7. Dan Rolling, 2010 6,957 pts
8. Scott Faber, 2000..... 6,839 pts
9. Ryan Niver, 2008 6,837 pts
10. Chad Ohly, 1994 6,641 pts

High Jump

1. Jeffery Herron, 2012..... 7-4 1/4 (2.24)
2. Bill Hansen, 1978 7-4 (2.23)
- Bill Knoedel, 1975 7-4 (2.23)
4. Kevin Spejcher, 2014 7-2 1/2 (2.20)
5. M. Cunningham, 1986..... 7-1 (2.16)
- Kenneth Lansing, 1988..... 7-1 (2.16)
- Jay Hunt, 2019..... 7-1 (2.16)
8. Pat Meade, 1987 7-0 1/4 (2.14)
9. Graham Valdes, 2012 6-11 3/4 (2.12)
10. Will Daniels, 2021 6-11 1/2 (2.12)

Pole Vault

1. Todd Wigginton, 1984 17-0 (5.18)
2. Chad Ohly, 1994 16-8 3/4 (5.10)
- Kyle Reid, 2013 16-8 3/4 (5.10)
4. Curt Broek, 1978 16-8 (5.08)
5. Andy Jatis, 2018 16-7 1/2 (5.07)
6. Phil Wertman, 1971 16-7 (5.05)
- Kelly Scott, 1988..... 16-7 (5.05)
8. **Peyton Haack, 2021 16-4 3/4 (5.00)**
9. John Teffer, 1972 16-2 (4.93)
10. Alex Zona, 2009..... 16-0 3/4 (4.90)

Long Jump

1. Anthuan Maybank, 1993..... 27-1 (8.25)
2. Bashir Yamini, 1997 26-8 1/4 (8.13)
3. **James Carter, Jr., 2022..... 26-3 (8.00)**
4. Paul Jones, 1989..... 25-10 1/4 (7.88)
5. Darren Smith, 1991..... 25-9 3/4 (7.86)
6. Quinn Early, 1986 25-7 1/4 (7.80)
7. O'Shea Wilson, 2017 25-5 1/4 (7.75)
8. Ed Gordon, 1931 25-4 3/8 (7.68)
9. Matty Gorman, 2006..... 25-1 1/4 (7.65)
10. Ronnie McCoy, 1985 25-0 (7.62)

Triple Jump

1. Troy Doris, 2012 54-8 (16.66)
2. Paul Jones, 1990..... 53-9 (16.38)
3. Babatunde Amosu, 2015..... 53-0 (16.15)
4. **James Carter, Jr., 2022 52-10 3/4 (16.12)**
5. Antwon James, 2017 52-4 1/2 (15.96)
6. Klyvens Delaunay, 2013.. 52-2 1/2 (15.91)
7. Gordon Finch, 1988..... 50-9 1/4 (15.47)
8. Mike Lacy, 1984..... 50-5 (15.36)
9. **Deandre Stapleton, Jr. 2022 .49-10 (15.19)**
10. Pat Miller, 1985 49-8 1/2 (15.25)

Shot Put

1. Nikolas Curtiss, 2022 65-9 (20.04)
2. Jeremy Allen, 2001..... 63-2 3/4 (19.27)
3. Reno Tuufuli, 2018 62-10 3/4 (19.17)
4. Ken Kemeny, 2005..... 62-3 (18.97)
5. Shane Maier, 2006 62-2 1/4 (18.95)
6. Andy Banse, 2005 61-11 1/2 (18.88)
7. John Hickey, 2008..... 61-9 1/2 (18.83)
8. **Elijah Barnes, 2022 60-8 3/4 (18.51)**
9. Avery Meyers, 2017 60-4 (18.39)
10. Chris Gambol, 1987..... 60-0 1/2 (18.30)

Discus

1. Gabe Hull, 2014..... 207-1 (63.11)
2. Reno Tuufuli, 2019 205-2 (62.54)
3. A.J. Curtis, 2007 202-11 (61.84)
4. Gary Kostrubala, 1986..... 202-4 (61.68)
5. Jeremy Allen, 2001..... 195-4 (59.54)
6. **Jordan Johnson, 2022195-3 (59.52)**
7. Tim Brodersen, 2005 193-6 (58.98)
8. Avery Meyers, 2017 185-8 (56.61m)
9. Brad Daufeldt, 2004 185-0 (56.40)
10. Nick Brayton, 2009 180-11 (55.15)

Hammer

1. A. van der Westhuizen, 2001. 222-11 (67.94)
2. Adam Hamilton, 2007 222-2 (67.73)
3. Jim Costello, 2002 217-7 (66.32)
4. Brad Daufeldt, 2004 207-10 (63.34)
5. Chris Voller, 2005 206-0 (62.80)
6. Matt Banse, 2012 201-11 (61.55)
7. Tyler Lienau, 2021..... 199-6 (60.81)
8. **Sean Smith, 2023.....199-5 (60.79)**
9. Jeremy Allen, 2001..... 199-0 (60.66)
10. Ben Stancombe, 2011 197-6 (60.20)

Javelin

1. Matt Byers, 2011 245-8 (74.89)
2. Bill Neumann, 2002..... 244-8 (74.58)
3. Dan Ralph, 2000..... 227-10 (69.44)
4. **Mike Stein 2023.....213-3 (65.01)**
5. Sam Joens, 2015..... 211-5 3/4 (64.45)
6. Zach Schimp, 2010 211-0 (64.32)
7. Alex Balke, 2016 205-11 (62.77)
8. Kale Katt, 2007 204-0 (62.17)
9. Joel Storm, 2004 203-5 (62.01)
10. Matt Stank, 2001..... 199-0 (60.66)

MEN'S ALL-TIME TOP 10 RELAYS

400-Meter Relay

1. **Walker, Kresley, Reed, K. Jefferson**, 2022..... 39.03
2. Brissett, Wilson, Thompson, Mallett, 2017 39.12
3. Hofacker, Woodard, **Lawrence Jr.**, Bartley, 2019..... 39.17
4. Mincy, Wilson, Harrington, Brown, 2014 39.19
5. **Walker, Kresley, Reed, Allen**, 2023 **39.28**
6. Mincy, Austin, E. Holmes, Larney, 2013 39.31
- Johnson, Kresley, Reed, K. Jefferson**, 2022 39.31
8. Saucer, Jr., Brissett, Harrington, Mallett, 2016 39.44
9. Brissett, Wilson, Woodard, Mallett, 2017 39.46
10. Beecham, Duckett, Greer, R. Smith, 1984 39.48
- McConico, Woodard, **Reed, Kresley**, 2021..... 39.48

Shuttle Hurdle Relay

1. **Conway**, Braverman, **K. Johnson, Reed**, 2022..... 56.74
2. McGhee, Armstrong, Falls, Stelle, 1989 57.80
3. Wigginton, Jones, Lacey, McCoy, 1985..... 59.77
4. Williams, **Haack**, Braverman, McConico, 2019..... 1:01.14
5. 1975 1:05.20

800-Meter Relay

1. James, Mallett, Harris, B. Thompson, 2017 1:23.02
2. B. Thompson, Brissett, Harrington, Ganschow, 2016..... 1:23.36
3. B. Thompson, Ganschow, Frye, Hofacker, 2017..... 1:23.73
4. Richardson, Sayon, Richards, Chaney, Jr., 2009 1:24.85
5. Harrington, VanCleave, Wilson, Mallett, 2014 1:24.86
6. Austin, Brown, Larney, VanCleave, 2013 1:25.60
7. Wilson, Sorrells, Douglas, Williams, 2018 1:25.87
8. Barclay, McCalister, Jensen, Elliott, 1979..... 1:26.39
9. Sorrells, Braverman, Douglas, **Haack**, 2019 1:28.29
10. Thomas, Balkrishnan, Patterson, Freidrich 1991 1:28.38

1,600-Meter Relay

1. Lawrence Jr., Woodard, Bartley, Harris, 2019..... 3:00.14
2. **Steward, Richards, Gudgel, Gillum**, 2022 3:01.79
3. Frye, Harris, Hofacker, Ogwo, 2017 3:01.91
4. **Steward, Bryson, Gillum, McKiver**, 2022..... 3:02.39
5. Lietz, Woodard, **Gillum**, Lawrence, Jr., 2021 3:02.54
6. Lawrence Jr., Woodard, Hofacker, Harris, 2019..... 3:03.10
7. Morris, Davis, Page, Rozell, 1995..... 3:03.11
8. Branch, Dwight, Dodge, Yamini, 1999 3:03.29
9. **West, Bryson, Gudgel, Gillum**, 2022..... 3:03.62
10. Frye, Woodard, Hofacker, Harris, 2018 3:03.69

Sprint Medley Relay

1. McCorkle, Jones, Chung, Strozier, 1990 3:15.64
2. Sayon, Austin, Willey, Sowinski, 2011 3:16.18
3. Richards, Larney, Davey, Sowinski, 2012 3:17.25
4. Richardson, Richards, Willey, Sowinski, 2010..... 3:17.74
5. **Reed, K. Jefferson, Gillum**, Still, 2022 3:18.06
6. Hofacker, Woodard, Harris, VanDraska, 2018..... 3:18.11
7. Saucer, Jr., Brissett, Harris, Lilly, 2016..... 3:18.53
8. Hofacker, Woodard, Harris, Lilly, 2017 3:18.73
9. Armstrong, Thomas, Maybank, Strozier, 1991 3:18.93
10. Yamini, Davis, Dodge, Donovan, 1999 3:19.87

3,200-Meter Relay

1. Schum, Christensen, Steffen, Criswell, 1971 7:18.60
2. **Gudgel, Bryson, Abrego**, Still, 2022 7:19.13
3. VanDraska, Still, Teubel, Lilly, 2019..... 7:22.50
4. Hairston, Prom, Thode, Sowinski, 2011..... 7:23.77
5. Manternach, VanDraska, W. Teubel, Lilly, 2017..... 7:24.77
6. Melchert, Manternach, N. Teubel, Lilly, 2018 7:28.37
7. Corrigan, Blackman, Strozier, Chambers, 1989 7:29.00
8. Hoffman, **Olson**, Still, VanDraska, 2021..... 7:29.81
9. Melchert, Dorman, Lilly, Larrison, 2016 7:30.32
10. N. Teubel, Manternach, Chaidez, W. Teubel, 2017 7:30.74

Distance Medley Relay

1. Pershing, Moeller, Slack, Docherty, 1978 9:39.94
2. Kuczvara, Barton, Hairston, Thode, 2011 9:41.37
3. N. Holmes, VanCleave, Sowinski, Thode, 2012..... 9:41.59
4. Young, Barton, Kuczvara, Luciano, 2010..... 9:42.97
5. **Lewis, Steward, Abrego, Murphy**, 2022 9:47.73
6. Mylenek, Thompson, Manternach, Melchert, 2018 9:50.70
7. VanDraska, Lawrence Jr., Teubel, Mylenek, 2019 9:53.14
8. Prom, Davey, Weir, Witt, 2013..... 9:53.83
9. Theisen, Williams, Wiesa, Waters, 1985 9:54.04
10. Wilfong, Slaymaker, W. Teubel, Witt, 2013..... 9:54.05

6,400-Meter Relay

1. Pershing, Fuller, Moeller, Docherty, 1978..... 16:27.70
2. Rakaric, Webster, MacTaggart, VanDenend, 2006..... 16:55.43
3. Lewis, Witt, Hart, Fourman, 2015 16:58.44
4. Price, Eklin, Gardarsson, Docherty, 2016..... 17:00.30
5. Paul, Kadlec, Thode, Luciano, 2010 17:01.46
6. Witt, Lewis, Hart, Butler, 2014 17:01.65
7. N. Holmes, Witt, Thode, Lewis, 2012 17:02.26
8. Thomas, Allen, Rakaric, Lloyd, 2003 17:06.27
9. Pittman, Novotny, Feeldy, Marquardt, 1995 17:12.49
10. Bakker, Feeldy, Peters, Pittman, 1996 17:13.10

OUTDOOR ALL-TIME TOP 10 PERFORMERS



Meghan Armstrong

Marta Bote
Gonzalez

Nan Doak

Briana Guillory

LaSarah Hargrove

Amanda Howe

Aisha James

100 Meters

1. **LaSarah Hargrove, 2022** **11.20**
2. Brittany Brown, 2018 11.28
3. **Lia Love, 2022** **11.33**
4. Briana Guillory, 2016 11.35
5. Lake Kwaza, 2015 11.40
6. Vivien McKenzie, 1985 11.45
7. Davera Taylor, 1984 11.51
8. Erica Broomfield, 1998 11.53
9. Jiselle Providence, 2001 11.57
10. Tanja Reid, 1994 11.60
Peaches Roach, 2005 11.60

100-Meter Hurdles

1. **Paige Magee, 2021** **13.17**
2. Tiffany Johnson, 2007 13.20
3. Jenny Kimbro, 2018 13.22
4. **Myreanna Bebe, 2022** **13.35**
5. Jahisha Thomas, 2017 13.46
6. Tria Simmons, 2019 13.49
7. Karessa Farley, 2009 13.53
8. **Tionna Tobias, 2021** **13.58**
9. C. Prendergast, 1999 13.60
Paula Ruen, 2000 13.60

200 Meters

1. Brittany Brown, 2017 22.30
2. **LaSarah Hargrove, 2022** **22.72**
3. Briana Guillory, 2016 22.89
4. Elexis Guster, 2016 23.03
5. Lake Kwaza, 2016 23.17
6. Shellene Williams, 2004 23.50
7. Kineke Alexander, 2006 23.58
8. Davera Taylor, 1984 23.59
9. Vivien McKenzie, 1985 23.61
10. **Lia Love, 2022** **23.64**



Jenny Kimbro



Paige Magee

400 Meters

1. Briana Guillory, 2018 51.30
2. Kineke Alexander, 2006 51.35
3. Elexis Guster, 2016 51.85
4. Shellene Williams, 2004 51.94
5. Ashley Liverpool, 2012 52.47
6. Ellen Grant, 1996 52.65
7. Alexis Hernandez, 2017 53.27
8. Cortney Strohman, 2021 53.68
9. **Tesa Roberts, 2022** **53.95**
10. Senta Hawkins, 1988 54.01
Bethany Praska, 2011 54.01

400-Meter Hurdles

1. Mary Knoblauch, 1981 56.16
2. Wynsome Cole, 1998 56.67
3. MonTayla Holder, 2014 56.70
4. Erin Dowd, 2022 56.77
5. **Paige Magee, 2022** **57.06**
6. **Mariel Bruxvoort, 2022** **57.45**
7. **Payton Wensel, 2022** **57.63**
8. Jenny Kimbro, 2019 58.27
9. Chris Davenport, 1981 59.18
10. Sommer Sharpe, 2018 59.20

800 Meters

1. Bethany Praska, 2011 2:03.78
2. Mallory King, 2021 2:05.23
3. Kay Stormo, 1982 2:05.67
4. **Clare Pitcher, 2022** **2:06.05**
5. Taylor Arco, 2019 2:06.06
6. Michelle Lahann, 2004 2:06.79
7. **Alli Bookin-Nosbisch, 2022** **2:06.92**
8. Katharina Trost, 2015 2:07.09
9. Mahnee Watts, 2016 2:07.41
10. Aisha Hume, 2005 2:08.50

1,500 Meters

1. Meghan Armstrong, 2006 4:17.41
2. Betsy Flood, 2010 4:17.75
3. Jeanne Kruckeberg, 1989 4:19.71
4. McKenzie Melander, 2012 4:20.22
5. Lauren Hardesty, 2009 4:20.40
6. Diane Nukuri, 2007 4:20.95
7. **Amber Aesoph, 2023** **4:21.11**
8. Penny O'Brien, 1985 4:21.43
9. Kay Stormo, 1982 4:22.24
10. Michelle Lahann, 2004 4:24.00

3,000 Meters

1. Diane Nukuri, 2008 9:18.82
2. Penny O'Brien, 1985 9:20.61
3. McKenzie Melander, 2012 9:21.59
4. Betsy Flood, 2010 9:22.63
5. Nan Doak, 1985 9:23.04
6. Tracy Dahl, 1992 9:23.53
7. Meghan Armstrong, 2006 9:28.03
8. Brooke Eilers, 2011 9:30.08
9. Jeanne Kruckeberg, 1989 9:30.69
10. Jennifer Brower, 1992 9:34.59

3,000-Meter Steeplechase

1. Marta Bote Gonzalez, 2015 10:23.15
2. Danielle Berndt, 2011 10:26.54
3. Jessica Schmidt, 2008 10:27.18
4. Sarah Arens, 2004 10:34.50
5. Hannah Roeder, 2011 10:35.22
6. Madison Waymire, 2017 10:41.91
7. **Brooke McKee, 2022** **10:45.84**
8. Kelsey Hart, 2011 10:47.56
9. Anna Hostetler, 2019 10:57.25
10. Kelly Breen, 2017 10:59.99


5,000 Meters

1. Nan Doak, 1985 15:45.84
2. McKenzie Melander, 2012 15:57.13
3. Diane Nukuri, 2008 15:59.39
4. Betsy Flood, 2011 16:04.46
5. Meghan Armstrong, 2008 16:08.83
6. Brooke Eilers, 2011 16:11.86
7. Mareike Schrulle, 2013 16:12.66
8. Jenny Spangler, 1983 16:17.21
9. Tracy Dahl, 1992 16:18.77
10. Racheal Marchand, 2008 16:27.02

OUTDOOR ALL-TIME TOP10 PERFORMERS



Diane Nukuri



Bethany Praska



Alana Redfern



Peaches Roach



Jessie Strand



Laulauga Tausaga



Jahisha Thomas

10,000 Meters

1. Diane Nukuri, 2008 33:17.01
2. Jennifer Brower, 1991..... 33:23.38
3. Meghan Armstrong, 2008..... 33:28.00
4. Nan Doak, 1985..... 33:33.03
5. Jenny Spangler, 1983 33:39.24
6. Andrea Shine, 2018..... 33:50.25
7. Racheal Marchand, 2008 34:05.87
8. McKenzie Melander, 2012 34:29.83
9. Tracy Dahl, 1992 34:30.09
10. Betsy Flood, 2011..... 35:05.10

Heptathlon

1. Jenny Kimbro, 2021..... 5,679 pts
2. Tammilee Kerr, 2008..... 5,633 pts
3. Tria Simmons, 2019..... 5,557 pts
4. Dallyssa Huggins, 2021..... 5,437 pts
5. Kathy Gillespie, 1983..... 5,262 pts
6. **Tionna Tobias, 2022.....5,124 pts**
7. Tiff Pedersen, 2004 4,976 pts
8. Janet Adams, 1981..... 4,855 pts
9. Sarah Ryan, 2012 4,819 pts
10. Ruqayya Raheem, 1997 4,665 pts

High Jump

1. Peaches Roach, 2006 6-1 1/4 (1.86)
2. Jenny Kimbro, 2019..... 6-0 3/4 (1.85)
3. Mary Mol, 1983..... 6-0 (1.83)
4. Khanishah Williams, 2013 5-11 1/4 (1.81)
5. Dallyssa Huggins, 2021.. 5-10 1/2 (1.79m)
6. Caleigh Bacchus, 2010..... 5-10 (1.78)
7. Lynn McMillan, 1988..... 5-9 1/4 (1.76)
- Aubrianna Lantrip, 2018 5-9 1/4 (1.76)
- Tria Simmons, 2019..... 5-9 1/4 (1.76)
10. Madison Rouw, 2016..... 5-8 3/4 (1.75)
- Tria Simmons, 2018..... 5-8 3/4 (1.75)

Pole Vault

1. Jessie Strand, 2003..... 12-10 1/4 (3.92)
2. Sarah Burgett, 2006 12-1 3/4 (3.70)
3. Kirsten Weismantle, 2011..... 12-0 (3.66)
4. Amy Smith, 2018..... 11-11 3/4 (3.65)
5. Katie Truedson, 2010 11-5 1/4 (3.49)
6. Gina Shannon, 2001..... 11-2 1/4 (3.41)
7. Brittany Holst, 2013 11-1 (3.38)
8. Elyssa Tracy, 2015..... 10-6 (3.20)
9. Kacey Childs, 2000 8-0 1/2 (2.45)

Long Jump

1. Aisha James, 2003..... 22-3 (6.78)
2. Jahisha Thomas, 2018..... 21-6 (6.55)
3. Zinnia Miller, 2014 20-6 1/2 (6.26)
4. Renee White, 2008 20-3 3/4 (6.19)
5. **Tionna Tobias, 2023 20-1 (6.12)**
6. Carisa Leacock, 2014..... 19-11 3/4 (6.09)
7. Amanda Carty, 2019..... 19-11 1/2 (6.08)
8. Becki Borg, 1988 19-7 1/4 (5.97)
9. Jenny Kimbro, 2018..... 19-7 (5.97)
10. Kassidy Ellis, 2015 19-6 1/4 (5.95)

Triple Jump

1. Jahisha Thomas, 2018..... 44-2 (13.46)
2. Renee White, 2008 43-10 3/4 (13.36)
3. Zinnia Miller, 2014 42-0 1/2(12.81)
4. **Kayla Hutchins, 202141-10 (12.75)**
5. Tiffany Johnson, 2007 41-8 3/4 (12.72)
6. Eavion Richardson, 2021 41-1 (12.52)
7. Carisa Leacock, 2012 40-10 1/2 (12.46)
8. Amanda Carty, 2019 40-11 (12.47)
9. Becki Borg, 1988 40-7 1/2 (12.38)
10. Tria Simmons,2016 40-7 1/2(12.38)

Shot Put

1. Laulauga Tausaga, 2019 . 59-1 1/2 (18.02)
2. Nia Britt, 2019 55-7 3/4 (16.96)
3. **Kat Moody, 2021 54-7 1/2 (16.65)**
4. Lisa Van Steenwyk, 1992..... 50-8 (15.44)
5. **Jamie Kofron, 2022 50-6 (15.39)**
6. Nicole Berry, 2022 50-5 1/4 (15.37)
7. Gail Smith, 1984..... 50-3 1/4 (15.32)
8. Denise Taylor, 1992 50-1 3/4 (15.28)
9. Erika Hammond, 2019.... 49-9 1/4 (15.17)
10. Kamesha Marshall, 2005 48-6 3/4 (14.80)

Discus

1. Laulauga Tausaga, 2019 209-9 (63.94)
2. Serena Brown, 2021 196-2 (59.81)
3. K. Spanoudakis, 2019 190-1 (57.95)
4. **Kat Moody, 2023185-3 (56.47)**
5. Majesty Tutson, 2013 181-1 (55.19)
6. Dakotah Goodell, 2014 169-4 (51.62)
7. **Jamie Kofron, 2022166-1 (50.62)**
8. Kara Misel, 2021..... 162-1 (49.40)
8. Tiffany Medenwaldt, 2010. 161-3 (49.16)
10. Denise Taylor, 1992 160-5 (48.90)

Javelin

1. Alana Redfern, 2003 181-5 (55.30)
2. Tammilee Kerr, 2008..... 163-5 (49.81)
3. Marissa Mueller, 2019..... 154-3 (47.02)
4. Mandy Beck, 1999..... 153-4 (46.74)
5. Dakotah Goodell, 2015 153-3 1/4 (46.71)
6. Terri Soldan, 1983 152-6 1/4 (46.48)
7. Shani Renning, 1990 152-3 (46.40)
8. Kayla Hochhalter, 2015 152-6 (46.48)
9. **Lizzie Korczak, 2023151-1 (46.07)**
10. Clara Simon, 1981 149-9 (45.64)

Hammer Throw

1. **Amanda Howe, 2022212-9 (64.84)**
2. Laulauga Tausaga, 2019 201-3 (61.34)
3. Annemie Smith, 2015... 200-1 1/2 (60.99)
- Nia Britt, 2019 200-1 (60.99)
5. Allison Wahrman, 2021..... 198-7 (60.53)
6. Jasmine Simpson, 2013..... 197-7 (60.23)
7. Becca Franklin, 2007 195-0 (59.45)
8. Ashlyn Gulvas, 2014 192-9 (58.75)
9. Leah Colbert, 2018..... 189-3 (57.69)
10. Kelsey Taylor, 2011 177-0 (53.95)

WOMEN'S ALL-TIME TOP 10 RELAYS

400-Meter Relay

1.	Hargrove, Love , Dowd, Magee , 2022.....	43.69
2.	Kwaza, Guster, Guillory, Hernandez, 2016.....	44.04
3.	Chapman, Guillory, Hernandez, Brown, 2017.....	44.34
4.	Kwaza, Guster, Chapman, Guillory, 2016.....	44.41
5.	Thomas, Avant, Guillory, Brown, 2018.....	44.44
6.	Kwaza, Guster, Hernandez, Brown, 2014.....	44.51
7.	Thomas, Guillory, Hernandez, Brown, 2017.....	44.53
8.	Kwaza, Guster, Holder, Brown, 2014.....	44.62
9.	Poole, Reid, Floyd, Hobbs, 1994.....	44.63
10.	Hargrove, Love, Tobias, Magee , 2022.....	44.66

Shuttle Hurdle Relay

1.	Prendergast, Cole, Raheem, Ruen, 1998.....	56.44
2.	Cole, Prendergast, Raheen, Ruen, 1998.....	56.54
3.	Raheen, Prendergast, Cole, Ruen, 1998.....	57.53

800-Meter Relay

1.	Chapman, Guillory, Hernandez, Brown, 2017.....	1:35.36
2.	Hobbs, Reid, Floyd, Poole, 1994.....	1:35.69
3.	Roach, McCalla, Alexander, Johnson, 2006.....	1:36.19
4.	Chapman, Roberts-Lewis, Champe, Brown, 2016.....	1:36.98
5.	Williams, Charles, Fouchè, Providence, 2003.....	1:37.49
6.	Herrmann, McCalla, Raymond, Roach, 2004.....	1:37.66
7.	Charles, Dixon, Knight, Prendergast, 2002.....	1:38.15
8.	Christian, Buss, Swanson, Morken, 2019.....	1:38.52
9.	Prendergast, Dixon, Knight, Providence, 2001.....	1:38.73
10.	Trusty, Hendricks, Graham, Erickson, 2009.....	1:38.79

1,600-Meter Relay

1.	Hernandez, Guillory, Holder, Guster, 2016.....	3:30.97
2.	Guillory, Brown, Hernandez, Champe, 2017.....	3:32.37
3.	Bruxvoort , Dowd, Wensel, Roberts , 2022.....	3:33.18
4.	Guster, Hernandez, Holder, Kwaza, 2014.....	3:34.83
5.	Praska, Hendricks, Liverpool, Erickson, 2011.....	3:35.93
6.	Champe, Guillory, Plock, Sharpe, 2018.....	3:35.94
7.	Guster, Watts, Hernandez, Kwaza, 2014.....	3:36.09
8.	Hume, Charles, Steffen, Williams, 2003.....	3:36.26
9.	Kimbrow, Weum, Simmons, Wensel, 2019.....	3:36.32
10.	King, Saunders, Bruxvoort , Strohman, 2021.....	3:36.50

Sprint Medley Relay

1.	Jones, Hendricks, Liverpool, Praska, 2011.....	3:48.63
2.	Brown, Kwaza, Guster, Watts, 2014.....	3:51.18
3.	Hargrove , Dowd, Wensel, Pitcher , 2022.....	3:52.56
4.	Kwaza, Guster, Holder, Watts, 2016.....	3:52.62
5.	Swanson, Morken, King, Arco, 2019.....	3:52.85
6.	Kwaza, Brown, Guster, Trost, 2015.....	3:53.29
7.	Christian, Buss, Guillory, Arco, 2019.....	3:54.18
8.	Kwaza, R. Moore, Holder, Alexia, 2013.....	3:54.51
9.	Trusty, R. Moore, Hendricks, Praska, 2010.....	3:56.53
10.	Reid, Philip, Hobbs, Benning, 1995.....	3:56.54

3,200-Meter Relay

1.	McCabe, Arco, Saunders, King, 2019.....	8:31.84
2.	Moore, A. Bookin-Nosbisich, G. Bookin-Nosbisich, Pitcher , 2022.....	8:35.75
3.	Suppelsa, Wodek, Kruckeberg, Schneckloth, 1987.....	8:46.45
4.	Lahann, Stanley, Hume, Barber, 2004.....	8:48.87
5.	Schneckloth, Roberts, Hawkins, Kruckeberg, 1989.....	8:49.38
6.	Trost, Maser, Alexia, Nelson, 2014.....	8:49.95
7.	Nelson, Watts, Wilberding, Sindt, 2016.....	8:51.90
8.	Flood, Dlh, L. Hardesty, Docherty, 2009.....	8:53.91
9.	Armstrong, Stanley, Laney, Hume, 2005.....	8:54.27
10.	O'Brien, Camarigg, Williams, Stormo, 1981.....	8:54.36

Distance Medley Relay

1.	Hoskins, Powell, Schneckloth, Kruckeberg, 1989.....	11:22.18
2.	Armstrong, Alexander, Poncé, Stanley, 2007.....	11:25.05
3.	Stanley, McCalla, Hume, Armstrong, 2005.....	11:34.04
4.	Barber, Williams, Hume, Arens, 2004.....	11:34.56
5.	Thompson, Williams, Hume, Arens, 2003.....	11:39.02
6.	2000.....	11:39.83
7.	G. Bookin-Nosbisich, Roberts, A. Bookin-Nosbisich, Aesoph , 2022.....	11:40.18
8.	Schrulle, Erickson, Placzek, Eilers, 2012.....	11:40.57
9.	Davenport, xx, xx, xx, 1981.....	11:41.44
10.	Pare, Grant, Benning, Gilchrist, 1997.....	11:41.92

6,400-Meter Relay

1.	Flood, Melander, A. Hardesty, L. Hardesty, 2010.....	19:05.63
2.	Nukuri, Marchand, Henize, Armstrong, 2008.....	19:15.42
3.	Flood, Laesch, Ranegar, Melander, 2012.....	19:16.73
4.	Flood, Eilers, Melander, L. Hardesty, 2011.....	19:17.52
5.	Flood, Melander, A. Hardesty, Eilers, 2009.....	19:36.43
6.	Scott, Gordon, Schrulle, Gambrall, 2013.....	19:41.15
7.	Jones, Bote Gonzalez, Wilberding, Reischmann, 2015.....	19:59.72
8.	Maser, Price, Wilberding, Montuclard, 2014.....	20:23.27
9.	Chapple, Laney, Donlon, Sokol, 2005.....	20:39.12
10.	Arens, Barber, Butler, Roberts, 2001.....	20:40.89