

IOWA BASKETBALL

@IOWAWBB GAME NOTES

29 NCAA Tournaments • 9 Sweet Sixteens • 5 Elite Eights • 2 NCAA Final Fours • 15 Big Ten Titles

2022-23 SCHEDULE/RESULTS (31-6; 15-3)

10/28	Nebraska Kearney (Exh.)	W, 108-29
11/7	Southern	W, 87-34
11/10	Evansville	W, 115-62
11/13	at Drake	W, 92-86 (OT)
11/17	at Kansas State	L, 83-84
11/20	Belmont	W, 73-62
11/25	\$ vs. Oregon State	W, 73-59
11/27	\$ vs. #3/3 UCONN	L, 79-86
12/1	* #12/11 NC State	L, 81-94
12/4	at Wisconsin	W, 102-71
12/7	+ #10/8 Iowa State	W, 70-57
12/10	Minnesota	W, 87-64
12/18	Northern Iowa	W, 88-74
12/21	Dartmouth	W, 92-54
12/29	Purdue	W, 83-68
1/1	at Illinois	L, 86-90
1/7	at #14/19 Michigan	W, 94-85
1/11	Northwestern	W, 93-64
1/14	Penn State	W, 108-67
1/18	at Michigan State	W, 84-81 (OT)
1/23	at #2/2 Ohio State	W, 83-72
1/28	Nebraska	W, 80-76
2/2	#8/9 Maryland	W, 96-82
2/5	at Penn State	W, 95-51
2/9	at #2/3 Indiana	L, 78-87
2/12	Rutgers	W, 111-57
2/15	Wisconsin	W, 91-61
2/18	at Nebraska	W, 80-60
2/21	at Maryland	L, 68-96
2/26	#2/2 Indiana	W, 86-85
3/3	^ vs. Purdue	W, 69-58
3/4	^ vs. Maryland	W, 89-84
3/5	^ vs. Ohio State	W, 105-72
3/17	! SE Louisiana	W, 95-43
3/19	! Georgia	W, 74-66
3/24	! Colorado	W, 87-77
3/26	! Louisville	W, 97-83
3/31	! South Carolina	W, 77-73
4/2	! LSU	2:30 p.m.

\$ - Phil Knight Legacy College Basketball Tournament
* - Big Ten/ACC Challenge
+ - Iowa Corn Cy-Hawk Series Game
^ - Big Ten Tournament
! - NCAA Tournament
All times are in Central Time (CT) and are subject to change.

Communications Contact: Bailey Turner
E-Mail: bailey-turner@uiowa.edu

Twitter: @Bailey_Turner_
Cell: (515) 230-7451

#2 IOWA vs. #3 LSU | NCAA TOURNAMENT NATIONAL TITLE



IOWA HAWKEYES

Record: 31-6 (15-3)
AP Poll: 3 Coaches Poll: 3
Head Coach: Lisa Bluder
Record at Iowa: 494-248 (23rd Yr.)



LSU TIGERS

Record: 33-2 (16-2)
AP Poll: 9 Coaches Poll: 6
Head Coach: Kim Mulkey
Record at School: 59-8 (2nd Yr.)

April 2, 2023 | 2:30 p.m. (CT)
American Airlines Center | Dallas, TX.

TV: ABC

Talent: Andraya Carter, Rebecca Lobo, Ryan Ruocco, Holly Rowe

Live Stats/Audio: hawkeyesports.com

Radio: Hawkeye Radio Network, Sirius XM, Westwood One

Talent: Rob Brooks, Jaime Cavey Lang

Twitter: @IowaWBB

PROGRAM QUICK HITS

- Iowa set a program record for most wins in a single season over South Carolina to advance to its first NCAA title game in school history.
- Iowa won its third Big Ten Tournament title since 2019, over Ohio State which was the largest margin of victory in BITT Championship history.
- Caitlin Clark was named the Big Ten Player of the Year for the second consecutive season.
- Monika Czinano and Clark were unanimous All-Big Ten selections.
- Clark won the Naismith, WBCA, Associated Press, USBWA National Player of the Year trophies in Dallas.
- Since 2008, Bluder's teams own a 230-42 record inside of Carver-Hawkeye Arena. In that stretch, the Hawkeyes have posted three undefeated seasons at home. Over the last eight years, Iowa has dropped the second-fewest regular season home games in the Big Ten.
- Iowa welcomes four new players to the 2022-23 roster: Molly Davis, Jada Gyamfi, Taylor McCabe, and Hannah Stuelke. Gyamfi, McCabe, and Stuelke are all true freshmen, hailing from Johnston, Cedar Rapids and Fremont, Nebraska, respectively. Davis is a fourth-year transfer from Central Michigan.
- Clark was named The Athletic National Player of the Year and a unanimous AP First Team All-American.
- Czinano was tabbed as a Lisa Leslie Center of the Year Semifinalist.
- Iowa set a program record against Evansville scoring 115 points earlier this season.
- Iowa has had five out of the last six Big Ten Players of the Year.
- The Hawkeyes have a nation's best six wins against AP Top 10 opponents.
- Clark was the Big Ten Tournament MVP for the second straight season which has only happened three times in conference history.
- For the first time in the Lisa Bluder era, the Hawkeyes won 15 Big Ten regular season conference games.
- This is Iowa's 29th trip in school history to the Big Dance.
- Over the last eight postseason games, Gabbie Marshall is shooting 23-47 from 3-point range.
- Bluder owns a 494-248 (.664) record and a 247-141 (.637) conference mark at Iowa. In her 38 seasons as a head coach, Bluder is 850-389 (.685).

STAY CONNECTED

FOLLOW US
@IOWAWBB
  

PRONUNCIATION GUIDE

Lisa Bluder	BLUE-dir
Sydney Affolter	AH-fall-ter
Monika Czinano	Monica Sih-NON-oh
AJ Ediger	Ed-i-ger
Kylie Feuerbach	F-yeer-bawk
Jada Gyamfi	Jim-fee
Hannah Stuelke	Stul-key
Shateah Wetering	Shuh-TEA-uh Wet-ER-ing

PROBABLE STARTERS



G • 22 • Caitlin Clark

6-0 • Jr. • West Des Moines, Iowa

PTS	AST	REB	FT%
27.7	8.6	7.2	.839



G • 24 • Gabbie Marshall

5-9 • Sr. • Cincinnati, Ohio

PTS	3-PT%	AST	STL
6.1	.373	1.6	1.6



G • 20 • Kate Martin

6-0 • RS-Sr. • Edwardsville, Ill.

PTS	REB	AST	3FG%
7.5	4.2	3.6	.402



G/F • 14 • McKenna Warnock

6-1 • Sr. • Madison, Wis.

PTS	REB	FG%	3FG%
10.9	5.9	.491	.388



F/C • 25 • Monika Czinano

6-3 • 5th Yr. • Watertown, Minn.

PTS	REB	FG%	FT%
17.2	6.6	.680	.789



P. Sue Beckwith, MD, Head Coach Lisa Bluder

- 23rd year at Iowa (494-248)
- 38 seasons overall (850-390)
- Big Ten all-time leader in regular season conference wins



@iowawbb

INSIDE THE NUMBERS...

	IOWA	OPP
Scoring Average	87.6	70.9
Scoring Defense	70.9	87.6
Scoring Margin	16.7	-16.7
FG%	51.5	39.8
FG% Defense	39.8	51.5
FT%	76.4	73.0
3-PT FG%	37.9	29.9
3-PT FG% Defense	29.9	37.9
Rebound Margin	5.4	5.4
Assists Per Game	21.1	14.1
Turnovers Per Game	14.4	14.3
Turnover Margin	-0.1	0.1
Steals Per Game	7.5	8.4
Blocks Per Game	2.5	2.7

IOWA ATHLETIC COMMUNICATIONS

S300 Carver-Hawkeye Arena
Iowa City, Iowa 52242
Phone: 319-335-9411

hawkeyesports.com

WBB Contact: Bailey Turner | Twitter: @Bailey_Turner_
Cell: 515-230-7451 | Office: 319-467-4459
Email: bailey-turner@uiowa.edu

HOW MANY TIMES A HAWKEYE PLAYER...

Scored 20 or More Points	
Caitlin Clark.....	34
Monika Czinano.....	14
Kate Martin.....	1
McKenna Warnock.....	1
Scored 15 or More Points	
Caitlin Clark.....	34
Monika Czinano.....	24
McKenna Warnock.....	8
Kate Martin.....	3
Hannah Stuelke.....	1
Gabbie Marshall.....	3
Grabbed 10 or More Rebounds	
Caitlin Clark.....	10
Monika Czinano.....	3
McKenna Warnock.....	4
Hannah Stuelke.....	1
Kate Martin.....	1
Molly Davis.....	1
Grabbed 7 or More Rebounds	
Caitlin Clark.....	22
Monika Czinano.....	16
McKenna Warnock.....	5
Hannah Stuelke.....	5
Kate Martin.....	7
Molly Davis.....	1
Dished Out 5 or More Assists	
Caitlin Clark.....	32
Kate Martin.....	10
McKenna Warnock.....	1
Molly Davis.....	1
Monika Czinano.....	1
Gabbie Marshall.....	1
Sydney Affolter.....	1
Recorded 3 or More Steals	
Gabbie Marshall.....	11
Caitlin Clark.....	6
McKenna Warnock.....	3
Molly Davis.....	1
Sydney Affolter.....	1
Kate Martin.....	1
Monika Czinano.....	1
Blocked 2 or More Shots	
Caitlin Clark.....	4
Monika Czinano.....	2
McKenna Warnock.....	2
Addison O'Grady.....	1
Molly Davis.....	1
Hannah Stuelke.....	1
Posted a Double-Double	
Caitlin Clark.....	17
Monika Czinano.....	2
McKenna Warnock.....	2
Hannah Stuelke.....	1
Kate Martin.....	1
Registered a Triple-Double	
Caitlin Clark.....	5

MARGIN OF VICTORY/DEFEAT

Points	1	2	3	4	5	6	7	8	9	10-14	15-19	20+
Wins	1	0	1	2	1	1	0	1	1	9	2	12
Losses	1	0	0	1	0	0	1	0	1	1	0	0

THIS WEEK

The Hawkeyes were tabbed a 2-Seed for the fifth time in school history, Iowa has a 14-4 record in the NCAA Tournament on the No. 2 Seed line. Caitlin Clark was tabbed as the Jersey Mike's Naismith National Player of the Year on Wednesday. Iowa upset No. 1 Overall Seed South Carolina to advance to its first National title berth in program history.

WATCH/FOLLOW ALONG

- Sunday's contest will air on the ABC and on the Hawkeye Radio Network.
- Live stats are available on the women's basketball schedule page on hawkeyesports.com.

AUDIO COVERAGE

- Rob Brooks and Jamie Cavey Lang will call the action on the Hawkeye Radio Network. A link to the broadcast is available on the women's basketball schedule page on hawkeyesports.com.
- Brooks is in his seventh year as the play-by-play announcer for the Iowa women's basketball team. He has been Iowa football's sideline reporter since 2004. Brooks has called seven different Iowa sports on radio or television.
- Lang is in her seventh year as Iowa's color commentator. She lettered at Iowa from 2002-05. Lang finished her Hawkeye career with 1,265 points and 506 rebounds. She was a two-time All-Big Ten selection.

THE SERIES

- This will be the fourth meeting between the two programs. Iowa leads the all-time series, 2-1.

IOWA'S 2-SEED HISTORY

- The Hawkeyes have been 2-Seed three times since 2019.
- Fifth time in program history Iowa has received a 2-Seed from the NCAA Tournament committee.
- Iowa is 14-4 as a 2-Seed in the NCAA Tournament (1993, 1996, 2019, 2022, 2023).
- Iowa's lone Final Four appearance came in 1993 when tabbed as 2-Seed. The Hawkeyes made the Elite Eight in 2019.
- Lisa Bluder is 17-16 all-time in the NCAA Tournament as the head coach at the University of Iowa.

SCOUTING LSU

- This is LSU's first Final Four appearance since 2008.
- The Tigers have an average win margin of +24.6 ppg.
- LSU's path to the Final Four: Hawaii, Michigan, Utah, Miami (FL), and Virginia Tech.
- The Tiger crash the glass well, averaging nearly 15 more than their opponent every night on the floor.
- Angel Reese averages a double-double with 23.5 ppg and 15.6 rpg.

5 DOWN, 1 TO GO

- The Hawkeyes have stacked wins against 15-Seed SE Louisiana, 10-Seed Georgia, 6-Seed Colorado, 5-Seed Louisville, and 1-Seed South Carolina.
- Clark became the first player in DI women's basketball history to notch a 1,000 point and 300 assist single season. Also became the Big Ten's all-time leading scorer surpassing Megan Gustafson.
- Clark produced the first 40-point triple-double in men's or women's NCAA Tournament history against UL. (41p, 12a, 10r)
- Iowa's win versus South Carolina was the first win in program history against an AP No. 1 team.
- Since the Big Ten title game, Iowa has shot 50% or better from the field in 19 of the last 24 quarters.
- Iowa's 97-point performance against UL was the second-most points scored in a NCAA Tourney game in program history.
- Against L'ville and USC, Clark is the first player to net back-to-back 40-point performances in the NCAA Tourney.
- Against South Carolina, Iowa extended its program record for most wins in a single season. (31)

2022-23 ROSTER

No.	Name	Yr.	Ht.	Pos.	Hometown (High School)
1	Molly Davis	Sr.	5-7	G	Midland Mich. (H.H. Dow)
2	Taylor McCabe	Fr.	5-9	G	Fremont, Neb. (Fremont)
3	Sydney Affolter	So.	5-11	G	Chicago, Ill. (Marist)
4	Kylie Feuerbach	Jr.	6-0	G	Sycamore, Ill. (Sycamore)
13	Shateah Wetering	RS So.	6-0	F	Montezuma, Iowa (Montezuma)
14	McKenna Warnock	Sr.	6-1	G/F	Madison, Wis. (Monona Grove)
20	Kate Martin	RS Sr.	6-0	G	Edwardsville, Ill. (Edwardsville)
22	Caitlin Clark	Jr.	6-0	G	West Des Moines, Iowa (Dowling Catholic)
23	Jada Gyamfi	Fr.	6-1	F	Johnston, Iowa (Johnston)
24	Gabbie Marshall	Sr.	5-9	G	Cincinnati, Ohio (Mount Notre Dame)
25	Monika Czinano	5th Yr.	6-3	F/C	Watertown, Minn. (Watertown-Mayer)
34	AJ Ediger	So.	6-2	F	Hudsonville, Mich. (Hamilton)
40	Sharon Goodman	RS So.	6-3	C	Lime Springs, Iowa (Crestwood)
44	Addison O'Grady	So.	6-4	F/C	Aurora, Colo. (Grandview)
45	Hannah Stuelke	Fr.	6-2	F	Cedar Rapids, Iowa (Washington)

Head Coach: Lisa Bluder (23rd year -- Northern Iowa, 1983)

Associate Head Coach: Jan Jensen (23rd year -- Drake, 1991)

Assistant Coach: Raina Harmon (6th year -- Central Michigan, 2004)

Assistant Coach: Abby (Emmert) Stamp (14th year -- Iowa, 2008)

Director of Player Development: Kathryn Reynolds (6th year -- Iowa, 2015)

Special Assistant to the Head Coach: Jenni Fitzgerald (23rd year -- Drake, 1990)



BIG TEN TOURNAMENT CHAMPIONS

- 2-Seed Iowa won three games in three days against Purdue, Maryland, and Ohio State.
- Clark was tabbed as the BTT MVP after picking up her fourth triple-double of the season against Ohio State in the championship. It was the first triple-double in BTT Championship history.
- Clark averaged 24.7 ppg, 10.0 apg, and 7.7 rpg.
- Czinano registered 18.3 ppg, 6.3 apg, and shot 77% from the floor including breaking the BTT record for field goal percentage in a single game against Ohio State going 11-of-12.
- It was Bluders fourth BTT Championship appearance in the last five seasons.
- Iowa helped break the BTT attendance record with over 9,505 fans inside the Target Center.
- Iowa's 105 point offensive outburst was the most points scored in a Big Ten title game ever.
- It was the first time in program history the Hawkeyes have won back-to-back BTT titles.

WHAT 2 WATCH 4

- Clark needs 17 points to become the NCAA Tournament all-time leading scorer.
- Clark became the all-time leader in 3-pointers made in school history.
- Clark has registered 17 double-doubles this year which is for 15th nationally and leads the Big Ten. She has 43 in her career.
- Clark leads the country in games this season with 25 points, five boards, and five assists. (19)
- Clark is the only player in Big Ten women's basketball history to be Top-10 in both points and assists.
- With a win, it would be the first National title in Iowa women's basketball history.

HIGHLY TOUTED HAWKS

- Iowa was tabbed as the fourth ranked team in the AP Preseason Poll and its first regular season poll.
- After Iowa's win in the BTT Championship, the Hawkeyes were No. 2 in AP Poll which is the highest since 1994.
- This week was Iowa's 314th appearance in the AP Poll and the Hawkeyes rank 23rd for all-time appearances.

THE BEST DUO IN THE NATION

- Clark was named ESPN's Midseason National Player of the Year.
- Czinano was named an All-Big Ten First Team Selection.
- The Law Firm has the most 20 point performances in the same game out of any duo nationally.

MAKING IT LOOK EASY IN THE PAINT

- Iowa has had a player lead the country in field goal percentage four of the last five seasons, with the fifth season Czinano ranking second nationally.
- In 2022, Czinano (1st), 2021, Czinano (1st), 2020, Czinano (2nd), 2019, Gustafson (1st), and 2018, Gustafson (1st).
- Czinano is third nationally this year at 68% from the field.
- In Iowa's victory over Georgia, Czinano took zero dribbles and registered 20 points and nine rebounds.

COURT OF DREAMS // HOME COOKIN'

- At 11,143 fans per game this season, Iowa has unofficially broken the Big Ten Conference single-season attendance average record (it will become official when the final NCAA statistics and attendance reports are issued after the season). The previous conference mark was held by Wisconsin, which averaged 10,455 fans in 1997-98. Iowa also averaged 11,660 fans during conference games this season, finishing second in Big Ten history behind only Wisconsin (12,474 in 1997-98).
- With the anticipation of the season, the ticket office has sold over 6,200 season tickets which is a program record.
- Iowa City's first round attendance was higher than nine of the 16 sites' first/second round combined attendance figure.
- Its been a house of horrors for opponents. Iowa has dropped the second fewest games at home in the Big Ten conference in the last eight years.
- Iowa went 17-1 on its home floor this year.
- Iowa City owns four of the top 10 second round, single session attendance numbers in NCAA Division I Women's Basketball Championship history.

(HAWK)EYES ON THIS SEASON

- Iowa has defeated 23 opponents by double figures this year.
- Caitlin Clark is the only player in the country averaging more than 26 ppg, 7.0 rpg, and 7.0 apg. Since 2009, Clark has averaged more than 25 ppg, 5 apg, and 5 rpg in all three seasons as Hawkeye, only one other player has accomplished that feat. (Anastasia Hayes, Middle Tennessee)
- Caitlin Clark tied Elena Delle Donne for the fastest NCAA Division I women's basketball player to score 2,000 career points in her 75th career game.
- Clark was the first Iowa men's or women's basketball player to eclipse more than 2,000 points, 550 assists, 520 rebounds, 110 steals, and 40 blocks in a career.
- Clark's points and assists equal to 57% of Iowa's offensive output.
- Clark passed Oregon's Sabrina Ionescu for most career games with 25+ points, 5+ rebounds, and 5+ assists. (41)
- Iowa set a new field goal percentage record against conference foes. (.527)
- Iowa's 87.6 points per game this regular season is the best in program history.
- Iowa has made 313 three-pointers this season, setting a Big Ten Conference record and eclipsing the prior mark set by Ohio State (300 in 2017-18).
- Iowa leads the nation in points per game, assists per game, and field goal percentage.
- Lisa Bluder picked up her 850th career win over South Carolina in the National Semifinals of the NCAA Tournament.
- Clark became the first player in NCAA Tournament history to net back-to-back 40-point performances. (L'ville/South Carolina)
- Iowa snapped South Carolina's 42-game winning streak.

NATIONAL STATISTICAL RANKINGS (TEAM)

STATISTIC	NATIONAL	BIG TEN	VALUE
Assists Per Game	1	1	21.1
Field Goal Percentage	1	1	51.1
Scoring Offense	1	1	87.6
Assist/Turnover Ratio	4	1	1.46
Three Point Percentage	7	1	37.9
Three Pointers Per Game	7	1	9.1
Defensive Rebounds Per Game	9	1	30.4
Scoring Margin	9	2	16.7
Free Throws Made Per Game	14	1	15.64
Free Throw Attempts Per Game	35	2	20.47
Free Throw Percentage	40	6	76.4
Three Point Attempts Per Game	40	3	24.1
Rebound Margin	46	1	5.4
Fouls Per Game	61	2	14.9
Rebounds Per Game	66	3	39.03
Turnovers Per Game	94	5	14.4
Three Point Percentage Defense	108	3	29.9
Bench Points Per Game	138	5	18.6
Field Goal Percentage Defense	154	4	39.8
Steals Per Game	186	10	7.5
Turnover Margin	187	9	-0.14

NATIONAL STATISTICAL RANKINGS (INDIVIDUAL)

STATISTIC	PLAYER	NATIONAL	BIG TEN	VALUE
Assists	Caitlin Clark	1	1	311
Assists Per Game	Caitlin Clark	1	1	8.6
Three Pointers	Caitlin Clark	1	1	127
Three Pointers Per Game	Caitlin Clark	1	1	3.53
Triple Doubles	Caitlin Clark	1	1	5
Free Throw Attempts	Caitlin Clark	2	1	274
Free Throws	Caitlin Clark	2	1	229
Points	Caitlin Clark	2	1	984
Three-Point Attempts	Caitlin Clark	2	1	324
Field Goal Percentage	Monika Czinano	3	2	67.9
Field Goals	Caitlin Clark	3	1	314
Points Per Game	Caitlin Clark	3	1	27.3
Field Goal Attempts	Caitlin Clark	4	1	662
Field Goals	Monika Czinano	7	3	260
Double Doubles	Caitlin Clark	15	1	17
Points	Monika Czinano	31	4	619
Assist/Turnover Ratio	Caitlin Clark	37	5	2.16
Assist/Turnover Ratio	Kate Martin	40	6	2.13
Three-Point Percentage	Caitlin Clark	45	5	39.2
Free Throw Percentage	Caitlin Clark	69	7	83.6
Points Per Game	Monika Czinano	70	8	17.2

NCAA RECORDS (BY ROUND)

ROUND	RECORD	LAST APPEARANCE
First Round	14-7	vs. SE Louisiana (March 17, 2023), W, 95-43
Second Round	9-13	vs. Georgia (March 19, 2023) W, 74-66
Sweet 16	5-4	vs. Colorado (March 24, 2023), W, 87-77
Elite Eight	2-3	vs. Louisville (March 26, 2023), W, 97-83
Semifinals	1-1	vs. South Carolina (March 31, 2023), W, 77-73
National Title	0-0	

29 NCAA Tournament Appearances

9 Sweet Sixteens
5 Elite Eights
2 Final Fours

HAWKEYE NCAA TOURNAMENT RECORDS

INDIVIDUAL

Points	41, Caitlin Clark vs. Louisville/USC, 2023
Field Goals Made	15, Caitlin Clark vs. South Carolina, 2023
Field Goal Attempts	31, Caitlin Clark vs. South Carolina, 2023
3-Point Field Goals Made	8, Caitlin Clark vs. Louisville, 2023
3-Point Field Goal Attempts	17, Caitlin Clark, vs. South Carolina, 2023
Free Throws Made	11, Caitlin Clark, vs. Louisville, 2023
Free Throw Attempts	14, Kachine Alexander vs. Georgia Tech, 2009
Rebounds	19, Megan Gustafson vs. Missouri, 2019
Assists	14, Samantha Logic vs. Baylor, 2015
Blocks	5, Bethany Doolittle vs. Baylor, 2015
	5, Tangelia Smith vs. Butler, 1996
Steals	7, Laurie Aaron vs. Old Dominion, 1993

TEAM

Points	98 vs. Illinois State, 2022
Field Goals Made	35, vs. Kentucky, 2021
Field Goal Attempts	75 vs. Alabama, 1994
Field Goal Percent	61.8% vs. Tennessee Tech (34-of-55), 1989
3-Point Field Goals Made	16 vs. Louisville, 2023
3-Point Field Goal Attempts	35 vs. Louisville, 2023
Free Throws Made	28 vs. Tennessee, 1993
Free Throw Attempts	34 vs. Tennessee, 1993
Free Throw Percent	95.2% vs. Illinois State (20-of-21), 2022
Rebounds	48 vs. Southern California, 1988
Assists	25 vs. Illinois State, 2022
Blocks	8 vs. Virginia Tech, 2004
Steals	18 vs. S.F. Austin, 1988



FINAL BIG TEN STANDINGS

Team	Big Ten	Pct.	Overall	Pct.
Indiana	16-2	.889	26-2	.929
Maryland	15-3	.833	24-5	.828
Iowa	15-3	.833	23-6	.793
Ohio St.	12-6	.667	23-6	.793
Illinois	11-7	.611	21-8	.724
Michigan	11-7	.611	21-8	.724
Purdue	9-8	.529	18-9	.667
Nebraska	8-10	.444	16-13	.552
Michigan State	7-10	.412	15-13	.536
Wisconsin	6-12	.333	11-19	.367
Rutgers	5-13	.278	11-19	.367
Penn State	4-14	.222	13-16	.448
Minnesota	4-14	.222	11-18	.379
Northwestern	2-16	.111	9-20	.310

NATIONAL RANKINGS

Associated Press Poll - Mar. 13, 2023

1. South Carolina
2. Indiana
3. Iowa
4. Virginia Tech
5. Stanford
6. UConn
7. Maryland
8. Utah
9. LSU
10. Villanova
11. Notre Dame
12. Ohio State
13. Duke
14. UCLA
15. Texas
16. Oklahoma
17. Iowa State
18. Michigan
19. Gonzaga
20. North Carolina
21. Colorado
22. UNLV
23. Washington St.
24. Tennessee
25. Arizona

USA Today Coaches Poll - Mar. 13, 2023

1. South Carolina
2. Indiana
3. Iowa
4. Stanford
5. Virginia Tech
6. LSU
7. Maryland
8. UConn
9. Utah
10. Villanova
11. Notre Dame
12. Ohio State
13. Duke
14. Oklahoma
15. UCLA
16. Texas
17. Gonzaga
18. Michigan
19. North Carolina
20. Iowa State
21. Colorado
22. FGCU
23. Arizona
24. South Florida
25. UNLV

TRIPLE-DOUBLE THREAT

- Caitlin Clark's 11 career triple-doubles passed former Hawkeye Sam Logic's Big Ten record (2011-15) for most in their career and ties fifth most in a single season a year ago (5).
- Clark has played eight NCAA Tournament games, in those she averages 30.0 ppg, 10.5 apg, and 6.6 rpg.
- Clark added to her Big Ten Conference record with her 11th career triple-double, ties for second-most in NCAA women's basketball history, on March 26 against Louisville in the Elite Eight.
- Clark, who joined Marquette men's basketball All-American Dwyane Wade as the only NCAA Division I players since 1999-2000 with a triple-double against an AP top-2 opponent (Wade did it vs. No. 1 Kentucky in the 2003 NCAA Tournament), finished with 28 points, 10 rebounds and a season-high 15 assists, the latter total tying for the third-most assists ever in a conference game.
- Of Clark's 11 career triple-doubles, six have featured 25-point outings, the most in NCAA Division I history.
- Clark's stretch of this season of four consecutive 20-point/10-assist games is the most by a Division I player in the past 20 seasons. (Jan. 11-23, 2023)
- Her 11 career triple-doubles is the most by a male or female in Big Ten history.
- Clark joined the likes of Russell Westbrook, James Harden, LeBron James, and Nikola Jokic to record 100+ points, 50+ assists, and 25+ rebounds over a 4-game span in the NBA, WNBA, or NCAA D1 MBB/WBB in the last 15 years.

COACH BLUDER'S CONSISTENCY

- Lisa Bluder ranks fourth among Division I active coaches with 850 career wins.
- She is the all-time leader for Big Ten regular season conference wins with 247.
- Her 850 victories rank first among Big Ten active coaches.
- The Hawkeyes have made postseason tournament appearances in 21 of head coach Lisa Bluder's 23 seasons at Iowa, receiving 17 NCAA Tournament and four WNIT (2003, 2005, 2016, 2017) bids, including four Sweet 16 appearances.
- Iowa has made 15 consecutive postseason appearances (13 NCAA, 2 WNIT) when a postseason tournament was held. The 2020 postseason was canceled due to the COVID-19 pandemic.
- The Hawkeyes have been ranked in the AP Preseason Top 10 in consecutive seasons for the fifth time in school history and the first time during head coach Lisa Bluder's tenure.
- Iowa has won 14 Big Ten regular season games in four out of the last five years.
- This season, Iowa won 15 Big Ten conference games for the first time in the Bluder era.

BIG HONORS FOR BIG STARS

- Caitlin Clark was named Big Ten Player of the Year (coaches and media) for the second straight season, she is 10th Big Ten players to earn those honors in back-to-back seasons.
- Clark also earned unanimous first team All-Big Ten honors (coaches & media) – her second first team honors – and was selected to the All-Big Ten Tournament team.
- Monika Czinano earned first team All-Big Ten accolades (coaches and the media) – her fourth Big Ten honors.
- McKenna Warnock earned honorable mention All-Big Ten Honors by the media and coaches – her second Big Ten postseason honors.

EVERYBODY WANTS TO SEE IOWA

- The nationally ranked Hawkeyes have been selected to appear on television 18 times during the regular season, including 14 conference games, most of any Big Ten school.
- For the first time in league history there will be two women's basketball games televised over the air on FOX, with both contests including the Hawkeyes.
- Iowa will appear on ESPN or ESPN2 a minimum of five times, most amongst Big Ten teams.

BEST PLAYER IN THE NATION A SEASON AGO? WE THINK SO

- Caitlin Clark led the nation in total points (863), assists per game (8.0), points per game (27.0), free throws made (200), triple doubles (5) and 30-point games (11), while ranking second in total assists (257), third in field goals made (286), fourth in free throw attempts (227), 12th in 3-pointers made (91), 14th in 3-pointers per game (2.84), 18th in free-throw percentage (.881) and double-doubles (17) and 19th in defensive rebounds per game (7.6).
- She was named the Nancy Lieberman Point Guard of the Year and the Dawn Staley Guard of the Year, the Hoops Hall of Fame and the Phoenix Club of Philadelphia announced, respectively, on April 1, 2022.
- Finished Iowa's win over No. 10/6 Indiana (Feb. 21, 2022) with 29 points, eight rebounds, and eight assists, and has now recorded 15+ points and 5+ assists in 19 straight games, tying the second-longest streak of any Division I player with Ja Morant (19) and behind Trae Young (22).
- Fastest Division I player (men's or women's) to reach 1,500 career points over the last 20 seasons after becoming the fastest Big Ten women's basketball athlete and the eighth fastest NCAA athlete to the 1,000-point mile marker (40 games becoming the second NCAA athlete in the last 25 years, tallying 1,000 points in 40 games or less.)
- Broke Iowa's single-game assist record (18) against Penn State (Jan. 25, 2022) and tied the Big Ten Record for most assists against a Big Ten opponent (regular or postseason).
- Clark joined the likes of Kobe Bryant, LeBron James, Russell Westbrook, James Hardin, Luka Dončić and Giannis Antetokounmpo as the only NBA, WNBA, Division I men's and women's basketball to record back-to-back 30-point triple doubles since 2000.
- Clark is one of 10 women's basketball players (15 times) to register back-to-back triple doubles in their careers – the only to do so with 30-plus points in the pair. Clark registered 35 points, 13 rebounds and 11 assists at Minnesota (Jan. 20, 2022) and 31 points, 10 rebounds and 10 assists against Nebraska (Jan. 16, 2022).
- Holds four women's basketball arena records – Iowa's Carver-Hawkeye Arena (44), Nebraska's Pinnacle Bank Arena (39) and Michigan's Crisler Center (46), Kansas State's Bramlage Coliseum (18 FTs attempted).
- She was named a John R. Wooden Award All-American, Naismith All-American, first team AP All-American, USBWA All-American and WBCA All-American.
- The Des Moines, Iowa, native is the first Big Ten women's basketball player to register consecutive triple-doubles and five triple doubles in one season.





RADIO/TV ROSTER



#1
Molly Davis
Senior
Guard



#2
Taylor McCabe
Freshman
Guard



#3
Sydney Affolter
Sophomore
Guard



#4
Kylie Feuerbach
Junior
Guard



#13
Shateah Wetering
RS-Sophomore
Forward



#14
McKenna Warnock
Senior
Guard/Forward



#20
Kate Martin
RS-Senior
Guard



#22
Caitlin Clark
Junior
Guard



#23
Jada Gyamfi
Freshman
Forward



#24
Gabbie Marshall
Senior
Guard



#25
Monika Czinano
Fifth-Year
Forward/Center



#34
AJ Ediger
Sophomore
Forward



#40
Sharon Goodman
RS-Sophomore
Center



#44
Addison O'Grady
Sophomore
Forward/Center



#45
Hannah Stuelke
Freshman
Forward



Lisa Bluder
Head Coach



Jan Jensen
Associate
Head Coach



Raina Harmon
Assistant Coach



Abby Stamp
Assistant Coach



Jenni Fitzgerald
Special Assistant to
the Head Coach



Kathryn Reynolds
Director of
Player Development



Hannah Bluder
Director of
Basketball Operations

THE PROGRAM | COACHES/STAFF | THE HAWKEYES | HONORS/AWARDS | HISTORY/RECORDS

MEDIA INFORMATION



IOWA

BASKETBALL

@IOWAWBB

Combined Statistics

Game Records

Record	Overall	Home	Away	Neutral
ALL GAMES	31-6	17-1	7-4	7-1
CONFERENCE	15-3	9-0	6-3	0-0
NON-CONFERENCE	16-3	8-1	1-1	7-1

Score by Periods

Team	1st	2nd	3rd	4th	OT	TOT
Iowa	806	810	809	782	24	3231
Opponents	605	638	675	692	15	2625

Team Box Score

No.	Player	Overall			Total		3-Point		F-Throw		Rebounds						PF	DQ	A	TO	BLK	STL	PTS	AVG
		GP-GS	MIN	AVG	FG-FGA	FG%	3FG-3FGA	3FG%	FT-FTA	FT%	OFF	DEF	TOT	AVG										
22	CLARK, Caitlin	37-37	1271:21	34.4	329-693	.475	132-341	.387	235-280	.839	15	253	268	7.2	76	1	319	152	20	57	1025	27.7		
25	CZINANO, Monika	37-37	1040:18	28.1	266-391	.680	0-1	.000	105-133	.789	56	184	240	6.5	100	4	49	74	14	26	637	17.2		
14	WARNOCK, McKenna	35-35	1027:51	29.4	132-269	.491	57-147	.388	62-77	.805	41	165	206	5.9	80	1	69	71	15	33	383	10.9		
20	MARTIN, Kate	37-37	1045:06	28.2	95-207	.459	43-107	.402	45-54	.833	27	129	156	4.2	74	1	130	61	14	32	278	7.5		
45	STUELKE, Hannah	36-0	469:26	13.0	99-162	.611	1-6	.167	40-87	.460	48	95	143	4.0	59	0	21	39	5	18	239	6.6		
24	MARSHALL, Gabbie	37-37	1076:31	29.1	80-206	.388	56-150	.373	8-15	.533	8	53	61	1.6	44	0	58	30	2	61	224	6.1		
1	DAVIS, Molly	37-2	625:39	16.9	45-102	.441	16-51	.314	35-40	.875	10	39	49	1.3	49	0	62	41	7	24	141	3.8		
2	MCCABE, Taylor	18-0	139:46	7.8	21-54	.389	20-48	.417	0-0	.000	1	9	10	0.6	8	0	7	6	0	4	62	3.4		
3	AFFOLTER, Sydney	36-0	380:09	10.6	35-73	.479	5-24	.208	31-36	.861	29	57	86	2.4	33	0	37	19	5	14	106	2.9		
44	O'GRADY, Addison	31-0	160:55	5.2	27-44	.614	1-1	1.000	6-12	.500	13	27	40	1.3	16	0	5	8	7	2	61	2.0		
34	EDIGER, AJ	17-0	54:29	3.2	12-20	.600	0-0	.000	5-7	.714	9	9	18	1.1	5	0	4	0	0	1	29	1.7		
40	GOODMAN, Sharon	13-0	42:53	3.3	10-21	.476	0-0	.000	2-2	1.000	1	7	8	0.6	3	0	2	4	2	2	22	1.7		
13	WETERING, Shateah	14-0	88:53	6.3	6-20	.300	4-12	.333	2-6	.333	4	8	12	0.9	8	0	7	10	1	3	18	1.3		
23	GYAMFI, Jada	8-0	26:42	3.3	2-7	.286	1-4	.250	1-2	.500	2	6	8	1.0	1	0	4	3	0	1	6	0.8		
Team											53	72	125					11						
Total		37	7450		1159-2269	.511	336-892	.377	577-751	.768	317	1113	1430	38.6	556	7	774	529	92	278	3231	87.3		
Opponents		37	7450		958-2411	.397	260-877	.296	449-608	.738	390	868	1258	34.0	709	20	516	529	103	308	2625	70.9		

Team Statistics

	IOWA	OPP
Scoring	3231	2625
Points per game	87.3	70.9
Scoring margin	+16.4	-
Field goals-att	1159-2269	958-2411
Field goal pct	.511	.397
3 point fg-att	336-892	260-877
3-point FG pct	.377	.296
3-pt FG made per game	9.1	7.0
Free throws-att	577-751	449-608
Free throw pct	.768	.738
F-Throws made per game	15.6	12.1
Rebounds	1430	1258
Rebounds per game	38.6	34.0
Rebounding margin	+4.6	-
Assists	774	516
Assists per game	20.9	13.9
Turnovers	529	529
Turnovers per game	14.3	14.3
Turnover margin	0.0	-
Assist/turnover ratio	1.5	1.0
Steals	278	308
Steals per game	7.5	8.3
Blocks	92	103
Blocks per game	2.5	2.8
Winning streak	9	-
Home win streak	14	-
Attendance	200569	86137
Home games-Avg/Game	18-11143	11-7831
Neutral site-Avg/Game	-	8-9692

Team Results

Date	Opponent	Score	Att.
11/07/2022	Southern U.	W 87-34	7417
11/10/2022	Evansville	W 115-62	7675
11/13/2022	at Drake	Wot 92-86	6424
11/17/2022	at Kansas St.	L 83-84	5215
11/20/2022	Belmont	W 73-62	8227
11/25/2022	vs Oregon St.	W 73-59	2299
11/27/2022	vs UConn	L 79-86	7168
12/01/2022	NC State	L 81-94	8250
12/04/2022	at Wisconsin	W 102-71	4022
12/07/2022	Iowa St.	W 70-57	13802
12/10/2022	Minnesota	W 87-64	8946
12/18/2022	UNI	W 88-74	13394
12/21/2022	Dartmouth	W 92-54	8100
12/29/2022	Purdue	W 83-68	11942
01/01/2023	at Illinois	L 86-90	4803
01/07/2023	at Michigan	W 94-85	10731
01/11/2023	Northwestern	W 93-64	8384
01/14/2023	Penn St.	W 108-67	12436
01/18/2023	at Michigan St.	Wot 84-81	3359
01/23/2023	at Ohio St.	W 83-72	9955
01/28/2023	Nebraska	W 80-76	13843
02/02/2023	Maryland	W 96-82	10671
02/05/2023	at Penn St.	W 95-51	5228
02/09/2023	at Indiana	L 78-87	13046
02/12/2023	Rutgers	W 111-57	13150
02/15/2023	Wisconsin	W 91-61	10512
02/18/2023	at Nebraska	W 80-60	14289
02/21/2023	at Maryland	L 68-96	9065
02/26/2023	Indiana	W 86-85	15056
03/03/2023	vs Purdue	W 69-58	8577
03/04/2023	vs Maryland	W 89-84	9375
03/05/2023	vs Ohio St.	W 105-72	9505
03/17/2023	Southeastern La.	W 95-43	14382
03/19/2023	Georgia	W 74-66	14382
03/24/2023	vs Colorado	W 87-77	9626
03/26/2023	vs Louisville	W 97-83	11700
03/31/2023	vs South Carolina	W 77-73	19288



IOWA

BASKETBALL

@IOWAWBB

Big Ten Statistics

Game Records

Record	Overall	Home	Away	Neutral
ALL GAMES	15-3	9-0	6-3	0-0
CONFERENCE	15-3	9-0	6-3	0-0
NON-CONFERENCE	0-0	0-0	0-0	0-0

Score by Periods

Team	1st	2nd	3rd	4th	OT	TOT
Iowa	403	396	405	387	14	1605
Opponents	303	304	354	345	11	1317

Team Box Score

No.	Player	GP-GS		MIN	AVG	Total		3-Point		F-Throw		Rebounds				PF	DQ	A	TO	BLK	STL	PTS	AVG
		GP	GS			FG-FGA	FG%	3FG-3FGA	3FG%	FT-FTA	FT%	OFF	DEF	TOT	AVG								
22	CLARK, Caitlin	18	18	615:42	34.2	159-332	.479	65-162	.401	110-131	.840	10	126	136	7.6	34	1	164	80	13	25	493	27.4
25	CZINANO, Monika	18	18	478:26	26.6	135-192	.703	0-0	.000	42-51	.824	25	86	111	6.2	51	3	30	40	8	12	312	17.3
14	WARNOCK, McKenna	16	16	446:59	27.9	62-119	.521	26-59	.441	23-31	.742	25	68	93	5.8	30	0	33	39	8	12	173	10.8
45	STUELKE, Hannah	18	0	271:28	15.1	62-95	.653	0-0	.000	27-60	.450	30	61	91	5.1	30	0	11	17	3	11	151	8.4
20	MARTIN, Kate	18	18	483:43	26.9	46-99	.465	19-55	.345	22-25	.880	11	64	75	4.2	34	0	63	30	8	15	133	7.4
24	MARSHALL, Gabbie	18	18	490:53	27.3	31-83	.373	23-61	.377	5-10	.500	6	23	29	1.6	22	0	31	18	0	23	90	5.0
1	DAVIS, Molly	18	2	357:32	19.9	24-57	.421	9-31	.290	24-27	.889	5	22	27	1.5	33	0	33	18	4	10	81	4.5
3	AFFOLTER, Sydney	18	0	222:55	12.4	28-52	.538	5-18	.278	10-13	.769	21	35	56	3.1	16	0	22	11	3	8	71	3.9
2	MCCABE, Taylor	10	0	75:26	7.5	13-30	.433	12-28	.429	0-0	.000	0	4	4	0.4	4	0	1	3	0	4	38	3.8
40	GOODMAN, Sharon	8	0	25:33	3.2	7-13	.538	0-0	.000	1-1	1.000	1	3	4	0.5	1	0	1	1	2	1	15	1.9
44	O'GRADY, Addison	12	0	50:13	4.2	9-13	.692	0-0	.000	2-4	.500	1	9	10	0.8	7	0	2	4	2	0	20	1.7
13	WETERING, Shateah	9	0	53:45	6.0	4-13	.308	2-6	.333	1-4	.250	2	4	6	0.7	4	0	4	6	0	0	11	1.2
34	EDIGER, AJ	12	0	32:29	2.7	6-11	.545	0-0	.000	1-2	.500	4	5	9	0.8	1	0	2	0	0	1	13	1.1
23	GYAMFI, Jada	5	0	19:56	4.0	1-4	.250	1-3	.333	1-2	.500	1	2	3	0.6	1	0	3	2	0	1	4	0.8
Team												26	32	58				6					
Total		18		3625		587-1113	.527	162-423	.383	269-361	.745	168	544	712	39.6	268	4	400	275	51	123	1605	89.2
Opponents		18		3625		475-1178	.403	119-414	.287	248-317	.782	181	398	579	32.2	327	7	248	247	42	161	1317	73.2

Team Statistics

	IOWA	OPP
Scoring	1605	1317
Points per game	89.2	73.2
Scoring margin	+16.0	-
Field goals-att	587-1113	475-1178
Field goal pct	.527	.403
3 point fg-att	162-423	119-414
3-point FG pct	.383	.287
3-pt FG made per game	9.0	6.6
Free throws-att	269-361	248-317
Free throw pct	.745	.782
F-Throws made per game	14.9	13.8
Rebounds	712	579
Rebounds per game	39.6	32.2
Rebounding margin	+7.4	-
Assists	400	248
Assists per game	22.2	13.8
Turnovers	275	247
Turnovers per game	15.3	13.7
Turnover margin	-1.6	-
Assist/turnover ratio	1.5	1.0
Steals	123	161
Steals per game	6.8	8.9
Blocks	51	42
Blocks per game	2.8	2.3
Winning streak	1	-
Home win streak	9	-
Attendance	104940	74498
Home games-Avg/Game	9-11660	9-8278
Neutral site-Avg/Game	-	0-0

Team Results

Date	Opponent		Score	Att.
12/04/2022	at Wisconsin	W	102-71	4022
12/10/2022	Minnesota	W	87-64	8946
12/29/2022	Purdue	W	83-68	11942
01/01/2023	at Illinois	L	86-90	4803
01/07/2023	at Michigan	W	94-85	10731
01/11/2023	Northwestern	W	93-64	8384
01/14/2023	Penn St.	W	108-67	12436
01/18/2023	at Michigan St.	Wot	84-81	3359
01/23/2023	at Ohio St.	W	83-72	9955
01/28/2023	Nebraska	W	80-76	13843
02/02/2023	Maryland	W	96-82	10671
02/05/2023	at Penn St.	W	95-51	5228
02/09/2023	at Indiana	L	78-87	13046
02/12/2023	Rutgers	W	111-57	13150
02/15/2023	Wisconsin	W	91-61	10512
02/18/2023	at Nebraska	W	80-60	14289
02/21/2023	at Maryland	L	68-96	9065
02/26/2023	Indiana	W	86-85	15056



IOWA BASKETBALL

@IOWAWBB

Game-by-Game Stats

Opponent	Date	Score		Total		3-Pointers		Free throws		Rebounds				PF	A	TO	BLK	STL	PTS	AVG
				FG-FGA	PCT	3FG-3FGA	PCT	FT-FTA	PCT	OFF	DEF	TOT	AVG							
Southern U.	11/07/2022	87-34	W	30-58	.517	11-36	.306	16-19	.842	7	44	51	51.0	13	18	19	3	7	87	87.0
Evansville	11/10/2022	115-62	W	43-67	.642	8-16	.500	21-32	.656	14	37	51	51.0	19	27	16	4	11	115	101.0
at Drake	11/13/2022	92-86	Wot	33-79	.418	9-27	.333	17-30	.567	14	29	43	48.3	19	21	11	1	11	92	98.0
at Kansas St.	11/17/2022	83-84	L	27-55	.491	6-20	.300	23-28	.821	4	32	36	45.3	20	19	13	0	6	83	94.3
Belmont	11/20/2022	73-62	W	24-57	.421	7-24	.292	18-23	.783	10	32	42	44.6	9	11	6	1	4	73	90.0
vs Oregon St.	11/25/2022	73-59	W	31-64	.484	6-19	.316	5-6	.833	5	30	35	43.0	14	18	9	5	6	73	87.2
vs UConn	11/27/2022	79-86	L	28-67	.418	13-36	.361	10-13	.769	6	22	28	40.9	10	15	11	1	9	79	86.0
NC State	12/01/2022	81-94	L	27-59	.458	8-26	.308	19-24	.792	7	23	30	39.5	17	10	16	1	9	81	85.4
at Wisconsin	12/04/2022	102-71	W	39-62	.629	12-23	.522	12-16	.750	10	25	35	39.0	19	24	16	3	9	102	87.2
Iowa St.	12/07/2022	70-57	W	26-61	.426	9-20	.450	9-10	.900	8	32	40	39.1	17	18	10	3	7	70	85.5
Minnesota	12/10/2022	87-64	W	33-72	.458	5-22	.227	16-24	.667	12	37	49	40.0	19	24	14	2	10	87	85.6
UNI	12/18/2022	88-74	W	27-62	.435	6-22	.273	28-31	.903	7	28	35	39.6	14	21	11	1	13	88	85.8
Dartmouth	12/21/2022	92-54	W	35-63	.556	9-18	.500	13-18	.722	8	36	44	39.9	15	30	16	3	9	92	86.3
Purdue	12/29/2022	83-68	W	28-59	.475	11-27	.407	16-27	.593	11	37	48	40.5	13	15	15	3	6	83	86.1
at Illinois	01/01/2023	86-90	L	30-64	.469	12-23	.522	14-18	.778	9	21	30	39.8	17	19	14	1	5	86	86.1
at Michigan	01/07/2023	94-85	W	34-57	.596	9-20	.450	17-18	.944	7	21	28	39.1	13	18	17	2	6	94	86.6
Northwestern	01/11/2023	93-64	W	35-59	.593	8-19	.421	15-20	.750	10	31	41	39.2	11	27	14	7	5	93	86.9
Penn St.	01/14/2023	108-67	W	36-66	.545	10-26	.385	26-34	.765	13	31	44	39.4	18	26	11	1	10	108	88.1
at Michigan St.	01/18/2023	84-81	Wot	28-56	.500	6-22	.273	22-27	.815	6	35	41	39.5	16	22	20	4	6	84	87.9
at Ohio St.	01/23/2023	83-72	W	31-65	.477	8-27	.296	13-14	.929	13	38	51	40.1	16	24	17	4	3	83	87.7
Nebraska	01/28/2023	80-76	W	27-64	.422	8-22	.364	18-22	.818	13	30	43	40.2	12	18	15	2	7	80	87.3
Maryland	02/02/2023	96-82	W	37-60	.617	7-21	.333	15-23	.652	4	29	33	39.9	17	27	19	3	10	96	87.7
at Penn St.	02/05/2023	95-51	W	39-66	.591	7-19	.368	10-14	.714	8	43	51	40.4	12	28	13	4	7	95	88.0
at Indiana	02/09/2023	78-87	L	30-62	.484	6-23	.261	12-23	.522	9	29	38	40.3	24	17	18	4	4	78	87.6
Rutgers	02/12/2023	111-57	W	39-62	.629	12-22	.545	21-25	.840	11	33	44	40.4	10	29	12	2	9	111	88.5
Wisconsin	02/15/2023	91-61	W	36-56	.643	9-21	.429	10-14	.714	5	28	33	40.2	12	27	14	3	8	91	88.6
at Nebraska	02/18/2023	80-60	W	32-59	.542	10-20	.500	6-7	.857	5	28	33	39.9	8	23	15	1	8	80	88.3
at Maryland	02/21/2023	68-96	L	23-66	.348	11-38	.289	11-15	.733	19	23	42	40.0	14	14	24	3	5	68	87.6
Indiana	02/26/2023	86-85	W	30-58	.517	11-28	.393	15-20	.750	3	25	28	39.6	17	18	7	2	5	86	87.5
vs Purdue	03/03/2023	69-58	W	25-54	.463	7-22	.318	12-13	.923	6	31	37	39.5	9	17	15	3	8	69	86.9
vs Maryland	03/04/2023	89-84	W	31-68	.456	15-40	.375	12-15	.800	11	26	37	39.4	21	24	12	4	6	89	87.0
vs Ohio St.	03/05/2023	105-72	W	36-58	.621	9-18	.500	24-29	.828	9	36	45	39.6	19	25	16	0	6	105	87.5
Southeastern La.	03/17/2023	95-43	W	36-60	.600	8-20	.400	15-18	.833	9	36	45	39.7	6	27	16	5	10	95	87.8
Georgia	03/19/2023	74-66	W	26-58	.448	12-28	.429	10-13	.769	6	23	29	39.4	13	21	17	2	8	74	87.4
vs Colorado	03/24/2023	87-77	W	30-55	.545	8-19	.421	19-24	.792	7	25	32	39.2	16	18	13	2	6	87	87.3
vs Louisville	03/26/2023	97-83	W	29-54	.537	16-35	.457	23-30	.767	6	27	33	39.0	19	20	17	1	11	97	87.6
vs South Carolina	03/31/2023	77-73	W	28-57	.491	7-23	.304	14-14	1.000	5	20	25	38.6	18	14	10	1	8	77	87.3
Total		3231		1159-2269	.511	336-892	.377	577-751	.768	317	1113	1430	38.6	556	774	529	92	278	3231	87.3
Opponents		2625		958-2411	.397	260-877	.296	449-608	.738	390	868	1258	34.0	709	516	529	103	308	2625	70.9

Iowa Averages

Games Played	Points/game	FG Pct	3FG Pct	FT Pct	Rebounds/game	Assists/game	Turnovers/game	Assist/Turnover ratio	Steals/game	Blocks/game
37	87.3	51.1	37.7	76.8	38.6	20.9	14.3	1.5	7.5	2.5



IOWA BASKETBALL

@IOWAWBB

Game-by-Game Results & Leaders

Game Records

Record	Overall	Home	Away	Neutral
ALL GAMES	31-6	17-1	7-4	7-1
CONFERENCE	15-3	9-0	6-3	0-0
NON-CONFERENCE	16-3	8-1	1-1	7-1

Team Results

Date	Opponent		Score	Att.	High Points	High Rebounds
11/07/2022	Southern U.	W	87-34	7417	(20) CLARK, Caitlin	(9) CLARK, Caitlin
11/10/2022	Evansville	W	115-62	7675	(26) CLARK, Caitlin	(8) WARNOCK, McKenna (8) STUELKE, Hannah
11/13/2022	at Drake	Wot	92-86	6424	(36) CZINANO, Monika	(11) CZINANO, Monika
11/17/2022	at Kansas St.	L	83-84	5215	(27) CLARK, Caitlin	(10) CLARK, Caitlin
11/20/2022	Belmont	W	73-62	8227	(33) CLARK, Caitlin	(10) CZINANO, Monika
11/25/2022	vs Oregon St.	W	73-59	2299	(28) CLARK, Caitlin	(9) CLARK, Caitlin
11/27/2022	vs UConn	L	79-86	7168	(25) CLARK, Caitlin	(7) CZINANO, Monika (7) CLARK, Caitlin
12/01/2022	NC State	L	81-94	8250	(45) CLARK, Caitlin	(9) CZINANO, Monika
12/04/2022	at Wisconsin	W	102-71	4022	(22) CLARK, Caitlin	(10) CLARK, Caitlin
12/07/2022	Iowa St.	W	70-57	13802	(19) CLARK, Caitlin	(10) CZINANO, Monika
12/10/2022	Minnesota	W	87-64	8946	(32) CLARK, Caitlin	(10) WARNOCK, McKenna (10) CLARK, Caitlin
12/18/2022	UNI	W	88-74	13394	(26) CLARK, Caitlin	(8) CLARK, Caitlin
12/21/2022	Dartmouth	W	92-54	8100	(20) CZINANO, Monika (20) CLARK, Caitlin	(10) CLARK, Caitlin
12/29/2022	Purdue	W	83-68	11942	(24) CLARK, Caitlin	(10) STUELKE, Hannah
01/01/2023	at Illinois	L	86-90	4803	(32) CLARK, Caitlin	(6) CZINANO, Monika (6) WARNOCK, McKenna
01/07/2023	at Michigan	W	94-85	10731	(28) CLARK, Caitlin	(8) CLARK, Caitlin
01/11/2023	Northwestern	W	93-64	8384	(20) CLARK, Caitlin	(9) CLARK, Caitlin (9) STUELKE, Hannah
01/14/2023	Penn St.	W	108-67	12436	(27) CLARK, Caitlin	(10) WARNOCK, McKenna
01/18/2023	at Michigan St.	Wot	84-81	3359	(26) CLARK, Caitlin	(9) CLARK, Caitlin (9) STUELKE, Hannah
01/23/2023	at Ohio St.	W	83-72	9955	(28) CLARK, Caitlin	(13) STUELKE, Hannah
01/28/2023	Nebraska	W	80-76	13843	(33) CLARK, Caitlin	(12) CLARK, Caitlin
02/02/2023	Maryland	W	96-82	10671	(42) CLARK, Caitlin	(7) CLARK, Caitlin
02/05/2023	at Penn St.	W	95-51	5228	(23) CLARK, Caitlin	(10) CLARK, Caitlin
02/09/2023	at Indiana	L	78-87	13046	(35) CLARK, Caitlin	(11) WARNOCK, McKenna
02/12/2023	Rutgers	W	111-57	13150	(17) DAVIS, Molly	(5) MARTIN, Kate (5) CZINANO, Monika (5) STUELKE, Hannah
02/15/2023	Wisconsin	W	91-61	10512	(24) CLARK, Caitlin	(7) STUELKE, Hannah
02/18/2023	at Nebraska	W	80-60	14289	(30) CLARK, Caitlin	(7) CZINANO, Monika
02/21/2023	at Maryland	L	68-96	9065	(18) CLARK, Caitlin	(9) CZINANO, Monika
02/26/2023	Indiana	W	86-85	15056	(34) CLARK, Caitlin	(9) CZINANO, Monika (9) CLARK, Caitlin



IOWA BASKETBALL

@IOWAWBB

Season & Career Bests

Season Bests

Player	Points	3-Pointers	Rebounds	Assists	Blocks	Steals
#1 Molly Davis	17, vs. Rutgers (2/12/23)	3, at Wisconsin (12/4/22)	7 vs. Evansville (11/10/22)	5, vs. Evansville (11/10/22)	2, vs. Oregon St. (11/25/22)	3, at Drake (11/13/22)
#2 Taylor McCabe	12, vs. Rutgers (2/12/23)	4, vs. Rutgers (2/12/23)	3, vs. Rutgers (2/12/23)	2, vs. Dartmouth (12/21/22)	0.5, vs. Belmont (11/20/22)	1, 4x, last at Nebraska (2/18/23)
#3 Sydney Affolter	14, at Maryland (2/21/23)	2, vs. Penn St. (1/14/23)	8, at Maryland (2/21/23)	6, vs. Rutgers (2/12/23)	1.5, vs. Dartmouth (12/21/22)	3, vs. Minnesota (12/10/22)
#4 Kylie Feuerbach	—	—	—	—	—	—
#13 Shateah Wetering	3, 2x, last vs. Penn St. (1/14/23)	1, vs. Southern (11/7/22)	3, vs. Southern (11/7/22)	3, vs. Southern (11/7/22)	1, vs. Southern (11/7/22)	1, vs. Southern (11/7/22)
#14 McKenna Warnock	19, vs. Purdue (12/29/22)	5, vs. Purdue (12/29/22)	11, 2x, last vs Ohio State (3/5/23)	6, vs. UNI (12/18/22)	3, vs. SE Louisiana (3/17/23)	3, 2x, last vs. UNI (12/18/22)
#20 Kate Martin	20, vs. UConn (11/27/22)	6, vs. UConn (11/27/22)	11, at Ohio St. (1/23/23)	13, vs. Dartmouth (12/21/22)	2, at Indiana (2/9/23)	3, vs. Nebraska (1/28/23)
#22 Caitlin Clark	45, vs. NC State (12/1/22)	8, vs. Louisville (3/26/23)	10, 3x, last vs. Louisville (3/26/23)	17, vs Ohio State (3/5/23)	2, 2x, last at Michigan St. (1/18/23)	5, vs. Iowa St. (12/7/22)
#23 Jada Gyamfi	4, vs. Rutgers (2/12/23)	1, vs. Rutgers (2/12/23)	4, vs. Dartmouth (12/21/22)	1, 2x, last vs. Rutgers (2/12/23)	—	—
#24 Gabbie Marshall	21, vs. Maryland (3/4/23)	7, vs. Maryland (3/4/23)	5, vs. Nebraska (1/28/23)	5, vs. Maryland (2/2/23)	1, vs. Dartmouth (12/21/22)	4, 3x, last vs. Louisville (3/26/23)
#25 Monika Czinano	36, at Drake (11/13/22)	—	11, at Drake (11/13/22)	8, at Michigan (1/7/23)	3, vs. Northwestern (1/11/23)	2, vs. Maryland (2/2/23)
#34 AJ Ediger	10, vs. Dartmouth (12/21/22)	—	4, vs. Southern (11/7/22)	1, 2x, last at Wisconsin (12/4/22)	0.5, vs. Evansville (11/10/22)	—
#40 Sharon Goodman	4, at Wisconsin (12/4/22)	—	2, 2x, last vs. Penn St. (1/14/23)	—	—	1, 2x, last at Penn St. (2/5/23)
#44 Addison O'Grady	6, 2x, last vs. Rutgers (2/12/23)	1, vs. Southern (11/7/22)	5, vs. Evansville (11/10/22)	1, 3x, last vs. Iowa St. (12/7/22)	2.5, vs. Evansville (11/10/22)	1, vs. Oregon St. (11/25/22)
#45 Hannah Stuelke	17, vs. Northwestern (1/11/23)	—	13, at Ohio St. (1/23/23)	3, vs. Evansville (11/10/22)	1, 2x, last at Drake (11/13/22)	1, 4x, last vs. Maryland (2/2/23)

Career Bests

Player	Points	3-Pointers	Rebounds	Assists	Blocks	Steals
#1 Molly Davis	33, vs. Ohio (3/12/21)	6, 2x, last at Akron (1/23/21)	10, 2x, last at Ohio (1/2/21)	12, at Buffalo (12/29/21)	2, vs. Oregon St. (11/25/22)	5, 2x, last at N'Eastern (11/21)
#2 Taylor McCabe	12, vs. Rutgers (2/12/23)	4, vs. Rutgers (2/12/23)	3, vs. Rutgers (2/12/23)	2, vs. Dartmouth (12/21/22)	0.5, vs. Belmont (11/20/22)	—
#3 Sydney Affolter	14, at Maryland (2/21/23)	2, vs. Penn St. (1/14/23)	8, at Maryland (2/21/23)	6, vs. Rutgers (2/12/23)	1.5, vs. Dartmouth (12/21/22)	3, vs. Minnesota (12/10/22)
#4 Kylie Feuerbach	10, vs. Illinois (1/23/22)	2, 2x, last vs. Illinois (1/23/22)	5, vs. Evansville (1/2/22)	6, vs. New Hampshire (11/9/21)	1, 5x, last at Wisconsin (2/3/22)	2, 4x, last vs. Minnesota (2/9/22)
#13 Shateah Wetering	3, 2x, last vs. Penn St. (1/14/23)	1, vs. Southern (11/7/22)	2, 2x, last vs. Western Ill. (12/22/20)	3, vs. Southern (11/7/22)	1, vs. Southern (11/7/22)	1, vs. Southern (11/7/22)
#14 McKenna Warnock	25, at Penn State (1/25/22)	7, at Nebraska (1/9/22)	17, at Northwestern (1/9/21)	7, 2x, last vs. UCF (12/18/21)	3, vs. SE Louisiana (3/17/23)	3, 6x, last vs. UNI (2/18/22)
#20 Kate Martin	20, vs. UConn (11/27/22)	6, vs. UConn (11/27/22)	11, 2x, last at Ohio St. (1/23/23)	13, vs. Dartmouth (12/21/22)	3, 3x, last vs. Illinois St. (3/18/22)	4, 2x, last vs. Purdue (3/10/21)
#22 Caitlin Clark	46, at Michigan (2/6/22)	9, at Maryland (2/23/21)	13, 2x, last at Minnesota (1/20/22)	18, at Penn St. (1/25/22)*	3, vs. N'Western (3/4/22)	5, 2x, last vs. Iowa St. (12/7/22)
#23 Jada Gyamfi	4, vs. Rutgers (2/12/23)	1, vs. Rutgers (2/12/23)	4, vs. Dartmouth (12/21/22)	1, 2x, last vs. Rutgers (2/12/23)	—	—
#24 Gabbie Marshall	27, at Rutgers (3/11/21)	7, 2x, last vs. Maryland (3/4/23)	7, vs. Rutgers (3/11/21)	6, 2x, last vs. Rutgers (12/31/20)	1, 7x, last vs. Dartmouth (12/21/22)	6, vs. Western Ill. (12/22/20)
#25 Monika Czinano	38, vs. Purdue (3/10/21)	—	17, at Nebraska (12/28/19)	8, at Michigan (1/7/23)	4, vs. Western Ill. (12/22/20)	2, 6x, last vs. Maryland (2/2/23)
#34 AJ Ediger	10, vs. Dartmouth (12/21/22)	—	3, 3x, last vs. Illinois (1/23/22)	2, at Nebraska (1/9/22)	0.5, vs. Evansville (11/10/22)	—
#40 Sharon Goodman	12, vs. Western Ill. (12/22/20)	—	9, vs. Western Ill. (12/22/20)	1, x3, vs. Nebraska (3/6/21)	2, 4x, last at Wisconsin (2/28/21)	1, 5x, last at Wisconsin (2/28/21)
#44 Addison O'Grady	16, at Wisconsin (2/3/22)	1, vs. Southern (11/7/22)	12, vs. Evansville (1/2/22)	2, 2x, last vs. Michigan (2/27/22)	4, vs. Nebraska (3/5/22)	2, 2x, last at Maryland (2/14/22)
#45 Hannah Stuelke	17, vs. Northwestern (1/11/23)	—	13, at Ohio St. (1/23/23)	3, vs. Evansville (11/10/22)	1, vs. Southern (11/7/22)	1, 4x, last vs. Maryland (2/2/23)

BOLD - set career best during current season

^-- set school single-game record



The Last Time...

The Last Time a Player ...

Had 30 or more points

Iowa -- 41, Caitlin Clark, vs. South Carolina (3/31/23)
Opponent -- 30, Deja Winters, Minnesota, 2/9/22

Made at least 80% of her FGA (10 att.)

Iowa -- .833 (10-12), Monika Czinano, vs. Southeastern La. (3/17/23)
Opponent -- .800 (8-10), Mackenzie Holmes, Indiana, 2/26/23

Made 100% of her FTA (10 att.)

Iowa -- 1.000 (12-12), Caitlin Clark, vs. Nebraska, 1/16/22
Opponent -- 1.000 (10-10), Leigha Brown, Michigan, 2/25/21

Had 15 or more rebounds

Iowa -- 16, Monika Czinano, at Northwestern, 1/28/22
Opponent -- 15, Naz Hillmon, Michigan, 2/27/22

Had 10 or more assists

Iowa -- 12, Caitlin Clark, vs. Louisville (3/26/23)
Opponent -- 10, Alisha Lewis, Georgia, (3/19/23)

Had 5 or more blocks

Iowa -- 8, Amanda Ollinger, vs. Maryland, 1/9/20
Opponent -- 5, Mackenzie Holmes, Indiana, 2/7/21

Had 5 or more steals

Iowa -- 5, Caitlin Clark, vs. Iowa State, 12/7/22
Opponent -- 5, Deja Winters, Minnesota, 2/9/22

The Last Time A Team ...

Scored 100 or more points

Iowa -- 105, vs. Ohio State (3/5/23)
Opponent -- 104, Maryland, 3/13/21

Scored 40 or fewer points

Iowa -- 40, vs. Illinois, 2/10/77
Opponent -- 34, vs. Southern U, 11/7/22

Won an overtime game

Iowa -- 84-81, at Michigan State, 1/18/23
Opponent -- 92-87, vs Ohio State, 2/4/21

Made at least 60% of its FGA (20 att.)

Iowa -- .600 (36-60), vs. Southeastern La. (3/17/23)
Opponent -- .612 (41-67), Maryland, 2/23/21

Made at least 50% of its 3-pt. FGA (8 att.)

Iowa -- .500 (9-18), vs Ohio State (3/5/23)
Opponent -- .538 (14-26), Maryland 2/21/23

Made at least 90% of its FTA (10 att.)

Iowa -- 1.000 (14-14), vs. South Carolina (3/31/23)
Opponents - .941 (16-17), Indiana, 2/26/23

* - Carver-Hawkeye Arena record ^ - school record

IOWA RECORD WHEN...

Playing at home:.....17-1
Playing on the road:.....7-4
Playing on a neutral floor:.....7-1

Leading at the half:.....27-2
Trailing at the half:.....4-3
Tied at the half:.....0-1

Wearing white.....16-2
Wearing black:.....6-3
Wearing gold:.....7-0
Wearing pink:.....2-1

Scoring 90+ points:.....15-0
Scoring 80-89 points:.....10-3
Scoring 70-79 points:.....5-2
Scoring 60-69 points:.....1-0
Scoring 59 or fewer points:.....0-0

Allowing 80+ points:.....7-5
Allowing 70-79 points:.....8-0
Allowing 60-69 points:.....8-1
Allowing 59 or fewer points:.....8-0

Shooting at least 50% FG:.....18-1
Shooting less than 50% FG:.....21-6

Shooting at least 40% 3-pt. FG:.....15-1
Shooting less than 40% 3-pt. FG:.....16-5

Shooting at least 80% FT:.....15-1
Shooting less than 80% FT:.....16-5

Most 1st half points:.....61
Most 2nd half points:.....61

Fewest opponent 1st half points:.....15
Fewest opponent 2nd half points:.....11

Iowa has more rebounds:.....21-3
Opponent has more rebounds:.....9-3
Rebounds are equal:.....1-0

Iowa has more assists:.....27-3
Opponent has more assists:.....4-3
Assists are equal:.....0-0

Iowa has fewer turnovers:.....15-2
Opponent has fewer turnovers:.....14-4
Turnovers are equal:.....2-0

Iowa has more steals:.....14-1
Opponent has more steals:.....12-5
Steals are equal:.....5-0

Playing on Sunday:.....10-2
Playing on Monday:.....2-0
Playing on Tuesday:.....0-1
Playing on Wednesday:.....5-0
Playing on Thursday:.....3-3
Playing on Friday:.....5-0
Playing on Saturday:.....6-0

Playing on BTN.....7-3
Playing on B16+.....9-0
Playing on ESPN.....7-0
Playing on ESPN2.....2-1
Playing on ESPNU.....1-0
Playing on ESPN+.....1-1
Playing on FS1.....1-0
Playing on ABC.....1-1
Playing on FOX.....2-0

Largest Iowa lead:.....57
Largest Iowa deficit:.....28



IOWA BASKETBALL

@IOWAWBB

Points-Rebounds-Assists



2022-23 Iowa Women's Basketball
Points-rebounds-assists
All games

Page 1/2
as of Apr 01, 2023

Opponent	Date	Score		1	2	3	13	14	20	22	23	24	25	34
				DAVIS, MOLL	MCCABE, TAY	AFFOLTER, S	WETERING, S	WARNOCK, MC	MARTIN, KAT	CLARK, CAIT	GYAMFI, JAD	MARSHALL, G	CZINANO, MO	EDIGER, AJ
Southern U.	11/07/2022	87-34	W	7-3-4	9-1-1	4-0-0	3-3-3	5-8-0	5-4-2	20-9-1	DNP	6-3-1	10-4-3	2-4-1
Evansville	11/10/2022	115-62	W	5-7-5	6-2-1	7-4-2	1-1-0	15-8-2	6-0-1	26-5-12	DNP	1-1-1	23-7-0	4-0-0
at Drake	11/13/2022	92-86	Wot	4-4-3	DNP	DNP	DNP	11-3-2	0-6-3	28-5-9	DNP	6-2-2	36-11-1	DNP
at Kansas St.	11/17/2022	83-84	L	9-1-0	DNP	0-1-0	DNP	12-8-2	4-6-6	27-10-7	DNP	5-0-1	18-3-2	DNP
Belmont	11/20/2022	73-62	W	7-1-2	0-1-0	0-1-0	DNP	6-8-1	6-5-1	33-3-5	DNP	5-1-0	9-10-2	DNP
vs Oregon St.	11/25/2022	73-59	W	3-1-1	DNP	0-2-1	DNP	12-2-1	4-6-4	28-9-8	DNP	7-2-1	17-7-2	DNP
vs UConn	11/27/2022	79-86	L	0-1-1	DNP	0-0-0	DNP	14-4-2	20-2-2	25-7-6	DNP	10-2-2	8-7-1	DNP
NC State	12/01/2022	81-94	L	0-0-2	0-0-0	0-1-0	DNP	15-7-2	7-0-1	45-6-4	DNP	0-1-1	5-9-0	DNP
at Wisconsin	12/04/2022	102-71	W	13-1-1	6-0-0	3-3-2	3-0-0	13-2-3	3-2-4	22-10-10	DNP	7-0-1	18-8-1	0-1-1
Iowa St.	12/07/2022	70-57	W	2-2-4	DNP	0-0-0	DNP	9-6-2	13-5-2	19-8-8	DNP	3-3-0	18-10-1	DNP
Minnesota	12/10/2022	87-64	W	3-3-3	0-0-0	2-3-1	0-1-0	12-10-4	7-5-3	32-10-9	DNP	0-1-1	22-5-2	4-1-0
UNI	12/18/2022	88-74	W	3-1-1	DNP	4-5-2	DNP	9-5-6	9-4-0	26-8-7	DNP	8-2-2	22-6-2	DNP
Dartmouth	12/21/2022	92-54	W	8-0-1	6-1-2	3-5-2	0-1-0	14-3-2	4-3-13	20-10-6	2-4-1	3-2-0	20-4-1	10-4-1
Purdue	12/29/2022	83-68	W	1-1-1	0-0-0	7-5-1	0-0-0	19-9-1	5-8-3	24-6-5	DNP	4-2-1	12-5-2	0-2-1
at Illinois	01/01/2023	86-90	L	0-2-2	DNP	0-1-0	DNP	17-6-3	6-3-4	32-5-7	DNP	3-1-2	24-6-1	DNP
at Michigan	01/07/2023	94-85	W	8-2-4	DNP	0-1-0	DNP	14-4-0	10-2-1	28-8-3	DNP	6-2-2	19-5-8	0-0-0
Northwestern	01/11/2023	93-64	W	2-1-2	3-0-0	6-2-1	1-0-0	10-8-1	8-2-2	20-9-14	0-1-1	3-1-1	18-6-3	0-0-0
Penn St.	01/14/2023	108-67	W	5-2-3	5-1-0	12-3-2	3-1-0	16-10-3	0-3-2	27-7-10	0-1-1	3-2-3	20-5-2	2-1-0
at Michigan St.	01/18/2023	84-81	Wot	7-1-4	DNP	3-3-1	DNP	4-2-1	9-3-4	26-9-11	DNP	6-4-0	22-7-0	0-0-0
at Ohio St.	01/23/2023	83-72	W	3-2-1	DNP	4-2-0	DNP	DNP	13-11-4	28-10-15	DNP	5-3-2	22-4-1	0-1-0
Nebraska	01/28/2023	80-76	W	5-4-1	DNP	0-3-0	DNP	DNP	6-5-6	33-12-9	DNP	7-5-1	17-7-1	0-0-0
Maryland	02/02/2023	96-82	W	3-0-3	DNP	4-2-1	DNP	3-6-3	3-6-6	42-7-8	DNP	0-0-5	28-6-1	DNP
at Penn St.	02/05/2023	95-51	W	7-1-0	6-0-1	0-7-3	2-2-0	9-5-2	11-8-1	23-10-14	0-0-0	3-2-4	14-4-1	5-1-0
at Indiana	02/09/2023	78-87	L	0-1-0	DNP	2-3-0	DNP	14-11-1	6-7-1	35-4-10	DNP	3-0-2	6-7-2	DNP
Rutgers	02/12/2023	111-57	W	17-2-2	12-3-0	6-4-6	2-2-2	7-2-0	6-5-5	15-4-10	4-1-1	8-1-3	14-5-0	2-2-0
Wisconsin	02/15/2023	91-61	W	2-2-3	3-0-0	6-2-1	0-0-2	16-3-4	7-2-4	24-6-8	0-0-0	3-2-1	19-6-3	0-0-0
at Nebraska	02/18/2023	80-60	W	0-2-1	3-0-0	2-4-2	0-0-0	3-5-4	10-1-6	30-5-8	DNP	6-2-0	20-7-0	DNP
at Maryland	02/21/2023	68-96	L	3-0-1	0-0-0	14-8-1	DNP	8-7-2	4-1-3	18-5-4	DNP	15-1-1	4-9-1	DNP
Indiana	02/26/2023	86-85	W	2-0-1	DNP	0-0-0	DNP	8-3-1	19-1-4	34-9-9	DNP	8-0-1	13-9-1	DNP
vs Purdue	03/03/2023	69-58	W	0-0-3	0-0-0	2-2-0	DNP	9-4-2	7-7-5	22-8-4	DNP	11-3-2	14-4-1	DNP
vs Maryland	03/04/2023	89-84	W	0-0-0	DNP	0-0-1	DNP	21-8-2	10-9-7	22-5-9	DNP	21-1-2	15-8-2	DNP
vs Ohio St.	03/05/2023	105-72	W	4-0-0	0-1-0	11-3-1	0-1-0	4-11-2	13-2-3	30-10-17	0-0-0	9-1-2	26-7-0	0-1-0
Southeastern La.	03/17/2023	95-43	W	6-0-2	3-0-2	0-3-4	3-0-0	6-8-0	5-4-2	26-7-12	0-1-0	3-1-4	22-8-0	0-0-0
Georgia	03/19/2023	74-66	W	0-0-0	DNP	0-0-1	DNP	14-8-2	3-2-5	22-3-12	DNP	15-1-1	20-9-0	DNP
vs Colorado	03/24/2023	87-77	W	2-1-0	DNP	0-2-1	DNP	12-4-2	16-6-3	31-3-8	DNP	7-2-3	15-7-1	DNP
vs Louisville	03/26/2023	97-83	W	0-0-0	DNP	4-1-0	DNP	17-5-1	6-3-5	41-10-12	DNP	14-2-1	9-5-0	DNP
vs South Carolina	03/31/2023	77-73	W	0-0-0	DNP	0-0-0	DNP	5-3-3	7-7-2	41-6-8	DNP	0-2-1	18-3-0	DNP



IOWA

BASKETBALL

@IOWAWBB

Season Highs And Lows/Specialty Statistics

CATEGORY		IOWA	OPPONENTS
Points	High	115, vs Evansville (11/10/22)	96, at Maryland (2/21/23)
	Low	68, at Maryland (2/21/23)	34, vs. Southern (11/7/22)
FG Made	High	43, vs. Evansville (11/10/22)	33, vs. UConn (11/27/22)
	Low	24, Belmont (11/20/22)	12, vs. Southern (11/7/22)
FG Att.	High	79, at Drake (11/13/22)	77, vs. South Carolina (3/31/23)
	Low	54, vs. Louisville (3/26/23)	55, at Wisconsin (12/4/22)
FG%	High	.348, at Maryland (2/21/23)	.538, vs. NC State (12/1/22)
	Low	.418, 2x, last vs. UConn (11/27/22)	.211, vs. Southern (11/7/22)
3FG Made	High	16, vs. Louisville (3/26/23)	14, at Maryland (2/21/23)
	Low	5, vs. Minnesota (12/10/22)	2, vs. Maryland (2/2/23)
3FG Att.	High	40, vs Maryland (3/4/23)	36, at Kansas St. (11/17/22)
	Low	16, vs. Evansville (11/10/22)	13, vs. NC State (12/1/22)
3FG%	High	.545 vs. Rutgers (2/12/23)	.538, 2x last at Maryland (2/21/23)
	Low	.227 vs. Minnesota (12/10/22)	.111, vs. Maryland (2/2/23)
FTM	High	28, vs. UNI (12/18/22)	22, 2x, last at Indiana (2/9/23)
	Low	5, vs. Oregon St. (11/25/22)	2, vs. UConn (11/27/22)
FTA	High	34, vs. Penn State (1/14/23)	34, at Indiana (2/9/23)
	Low	6, vs. Oregon St. (11/25/22)	6, 3x, last vs. SE Louisiana (3/17/23)
FT% (min. 10)	High	1.000, vs. South Carolina (3/31/23)	.957 at Wisconsin (12/4/22)
	Low	.522, at Indiana (2/9/23)	.640, vs. Evansville (11/10/22)
Off. Reb.	High	14, 2x, last at Drake (11/13/22)	15, vs. Maryland (2/2/23)
	Low	4, 2x, last vs. Maryland (2/2/23)	2, vs. Southern (11/7/22)
Def. Reb.	High	44, vs. Southern (11/7/22)	48, at Drake (11/13/22)
	Low	21, at Michigan (1/7/23)	13, vs. Rutgers (2/12/23)
Total Reb.	High	51, 4x, last at Penn St. (2/5/23)	49, vs. South Carolina (3/31/23)
	Low	25 vs. South Carolina (3/31/23)	19, at Wisconsin (12/4/22)
Assists	High	30, vs. Dartmouth (12/21/22)	30, vs. UConn (11/27/22)
	Low	10, vs. NC State (12/1/22)	6, 2x, last vs. Rutgers (2/12/23)
Steals	High	13, vs. UNI (12/18/22)	15, at Maryland (2/21/23)
	Low	3, at Ohio St. (1/23/23)	2, vs. Belmont (11/20/22)
Blocks	High	7, vs. Northwestern (1/11/23)	9, at Drake (11/13/22)
	Low	0, 3x, last vs. Louisville (3/26/23)	0, 2x, last at Michigan (1/7/23)
Turnovers	High	24, at Maryland (2/21/23)	23, at Drake (11/13/22)
	Low	6, vs. Belmont (11/20/22)	6, vs. Belmont (11/20/22)
Fouls	High	24, at Indiana (2/9/23)	30, vs. Penn State (1/14/23)
	Low	6, vs. SE Louisiana (3/17/23)	8, at Nebraska (2/18/23)

GAME-BY-GAME SPECIALTY STATS					
Date	Opponent	IA-Opp.	IA-Opp.	IA-Opp.	IA-Opp.
		Pts. Off TO's	Pts. in Paint	2nd Chance	Fast Break
11/7	Southern	25-6	32-4	11-2	9-0
11/10	Evansville	18-17	62-14	8-9	26-3
11/13	Drake	21-9	48-48	12-8	4-4
11/17	Kansas State	5-22	36-26	0-7	13-12
11/20	Belmont	9-5	22-18	9-6	13-4
11/25	Oregon St.	12-8	32-24	5-6	12-0
11/27	UConn	21-12	22-30	5-15	16-7
12/1	NC State	12-17	28-46	6-10	15-18
12/4	Wisconsin	28-18	52-28	16-11	19-11
12/7	Iowa St.	8-14	26-16	7-7	10-9
12/10	Minnesota	26-10	50-22	12-15	26-5
12/18	UNI	26-10	32-36	6-9	8-12
12/21	Dartmouth	27-8	42-18	8-5	24-2
12/29	Purdue	8-15	28-24	13-7	6-7
1/1	Illinois	11-18	30-40	12-13	6-9
1/7	Michigan	15-17	50-44	18-7	2-4
1/11	Northwestern	6-13	52-32	16-15	20-2
1/14	Penn State	31-12	50-24	15-6	24-3
1/18	Michigan St.	6-20	40-30	5-14	18-8
1/23	Ohio St.	6-13	42-42	15-8	10-5
1/28	Nebraska	12-9	28-30	7-9	20-9
2/2	Maryland	10-24	52-48	2-13	18-23
2/5	Penn State	14-7	58-18	8-2	28-13
2/9	Indiana	11-14	44-36	11-4	21-20
2/12	Rutgers	23-12	54-26	19-8	35-8
2/15	Wisconsin	25-12	48-14	6-4	11-0
2/18	Nebraska	17-10	36-26	4-12	2-2
2/21	Maryland	13-24	24-24	15-13	18-26
2/26	Indiana	15-6	32-28	7-8	18-7
3/3	Purdue	14-11	28-22	6-16	18-8
3/4	Maryland	22-16	28-24	9-12	13-10
3/5	Ohio State	13-14	52-24	11-6	14-7
3/17	SE. Louisiana	20-6	54-18	6-3	16-6
3/20	Georgia	17-21	26-22	2-10	8-9
3/24	Colorado	10-16	38-34	11-15	8-18
3/26	Louisville	19-22	26-28	9-12	18-9
3/31	South Carolina	18-17	38-46	8-24	7-4
Total		594-505	1,412-1034	340-351	160-399
Average		16.1-13.6	38.2-28.0	9.2-9.5	4.3-11.0

IOWA AND OPPONENT INDIVIDUAL HIGH PERFORMANCES



CATEGORY	IOWA	OPPONENTS
Points	45 Caitlin Clark vs. NC State (12/1/22)	28 Kaylene Smikle, Rutgers (2/12/23)
Field Goals Made	16 Caitlin Clark vs. NC State (12/1/22)	11 Zia Cooke, South Carolina (3/31/23)
Field Goals Attempted	31 Caitlin Clark vs. South Carolina (3/31/23)	23 Makira Cook, Illinois (1/1/23)
3-Point Field Goals Made	8 Caitlin Clark vs. Louisville (3/26/23)	6 Taylor Mikesell, Ohio State (3/5/23)
3-Point Field Goals Attempted	17 Caitlin Clark vs. South Carolina (3/31/23)	10 4x, last, Taylor Mikesell, Ohio St. (3/5/23)
Free Throws Made	13 Caitlin Clark, 2x, last vs. UNI (12/18/22)	12 Gabby Gregory, Kansas St. (11/17/22)
Free Throws Attempted	16 Caitlin Clark at Kansas St. (11/17/22)	16 Diamond Miller, Maryland (3/4/23)
Total Rebounds	13 Hannah Stuelke at Ohio St. (1/23/23)	14 Kamilla Cardoso, South Carolina (3/31/23)
Assists	17 Caitlin Clark vs. Ohio State (3/5/23)	13 Nika Muhl, UConn (11/27/22)
Steals	5 Caitlin Clark vs. Iowa State (12/7/22)	5 2x, last, Kaylene Smikle, Rutgers (2/12/23)
Blocks	3 2x, last, McKenna Warnock vs. SE La. (3/17/23)	5 Anna Miller, Drake (11/13/22)





IOWA BASKETBALL



@IOWAWBB



BOX SCORES (GAMES 1-4)

		Official Basketball Box Score - Final Southern U. at Iowa 11/07/22 Carver-Hawkeye Arena, Iowa City 2022-23 Women's Basketball Game Time: 8:30 PM Game Duration: 1:5 Attendance: 7,41														Official Basketball Box Score - Final Evansville at Iowa 11/02/22 Carver-Hawkeye Arena, Iowa City 2022-23 Women's Basketball Game Time: 8:00 PM Game Duration: 1:5 Attendance: 7,035													
Southern U. - 34 Record: 0-1															Evansville - 62 Record: 1-1														
NO. Name	Min	FG	3P	FT	Rebounds	Fouls	TP	AS	TO	ST	Blocks	+/-	Shooting By Period 1 st FG% 4-18 22.2% 3PT% 2-3 66.7% FT% 0-0 0% 2 nd FG% 1-12 8.3% 3PT% 0-6 0.0% FT% 3-4 75% 3 rd FG% 3-15 20.0% 3PT% 2-4 50.0% FT% 0-0 0% 4 th FG% 4-12 33.3% 3PT% 2-4 50.0% FT% 1-4 25% GM FG% 12-57 21.1% 3PT% 6-17 35.3% FT% 4-8 50.0%																
Team Totals 12-57 6-17 4-8 2 20 22 24 13 34 6 18 11 0 3 -53													Team Totals 20-60 6-25 16-25 9 14 23 25 19 62 11 20 11 5 4 -53																

		Official Basketball Box Score - Final Iowa - 87 Record: 1-0														Official Basketball Box Score - Final Iowa - 115 Record: 2-0											
NO. Name	Min	FG	3P	FT	Rebounds	Fouls	TP	AS	TO	ST	Blocks	+/-	Shooting By Period 1 st FG% 4-12 33.3% 3PT% 0-8 0.0% FT% 7-9 77.8% 2 nd FG% 9-16 56.3% 3PT% 6-13 46.2% FT% 4-4 100% 3 rd FG% 10-15 66.7% 3PT% 1-4 25.0% FT% 3-4 75% 4 th FG% 7-15 46.7% 3PT% 4-11 36.4% FT% 2-2 100% GM FG% 30-58 51.7% 3PT% 11-36 30.6% FT% 16-19 84.2%														
Team Totals 30-58 11-36 16-19 7 44 51 13 24 87 18 19 7 3 0 53													Team Totals 43-67 8-16 21-32 14 37 51 19 24 115 27 16 11 4 5 53														

Biggest lead 0 (1 st 10:00) 54 (4 th 1:13) Best Scoring Run 6 (4 th 5:56) 19 (2 nd 5:49) Lead Changes 0 Times Tied 1 Time with Lead 00:00 38:11	SOU IOW Points from Turnovers 6 25 Paint 4 32 Second Chance 2 11 Fast Breaks 0 9 Bench 15 41	Period by Period Scoring 1st 10 5 8 11 34 2nd 15 28 24 20 87 3rd 19 18 7 3 0 53
---	---	---

		Official Basketball Box Score - Final Iowa at Drake 11/13/22 Knapp Center, Des Moines 2022-23 Women's Basketball Game Time: 2:00 PM Game Duration: 2:1 Attendance: 6,42														Official Basketball Box Score - Final Iowa at Kansas St. 11/17/22 Brantage Coliseum, Manhattan 2022-23 Women's Basketball Game Time: 8:00 PM Game Duration: 2:0 Attendance: 5,211													
Iowa - 92 Record: 3-0															Iowa - 83 Record: 3-1														
NO. Name	Min	FG	3P	FT	Rebounds	Fouls	TP	AS	TO	ST	Blocks	+/-	Shooting By Period 1 st FG% 9-17 52.9% 3PT% 2-7 28.6% FT% 2-3 66.7% 2 nd FG% 6-16 37.5% 3PT% 1-6 16.7% FT% 6-7 85.7% 3 rd FG% 8-22 36.4% 3PT% 4-7 57.1% FT% 1-2 50% 4 th FG% 8-18 44.4% 3PT% 2-5 40.0% FT% 2-8 25% OT FG% 2-6 33.3% 3PT% 0-2 0.0% FT% 6-10 60% GM FG% 33-79 41.8% 3PT% 9-27 33.3% FT% 17-30 56.7%																
Team Totals 33-79 9-27 17-30 14 29 43 19 23 92 21 11 11 1 9 6													Team Totals 27-55 6-20 23-28 4 32 36 20 21 83 19 13 6 0 2 -1																

		Official Basketball Box Score - Final Drake - 86 Record: 1-1														Official Basketball Box Score - Final Kansas St. - 84 Record: 3-0											
NO. Name	Min	FG	3P	FT	Rebounds	Fouls	TP	AS	TO	ST	Blocks	+/-	Shooting By Period 1 st FG% 10-19 52.6% 3PT% 1-7 14.3% FT% 2-2 100% 2 nd FG% 9-16 56.3% 3PT% 3-6 50.0% FT% 1-2 50.0% 3 rd FG% 5-12 41.7% FT% 2-7 28.6% 4 th FG% 6-9 66.7% 3PT% 0-1 0.0% FT% 11-17 64.7% OT FG% 1-8 12.5% 3PT% 1-7 14.3% FT% 1-2 50% GM FG% 31-64 48.4% 3PT% 7-28 25.0% FT% 17-25 68.0%														
Team Totals 31-64 7-28 17-25 8 40 48 23 19 86 13 23 5 9 1 -6													Team Totals 28-68 11-36 17-21 8 26 34 21 20 84 18 10 9 2 0 1														

Biggest lead 8 (1 st 0:04) 9 (2 nd 4:57) Best Scoring Run 8 (1 st 0:29) 8 (2 nd 5:57) Lead Changes 7 Times Tied 7 Time with Lead 20:06 21:11	IOWA DRAKE Points from Turnovers 21 9 Paint 48 48 Second Chance 12 8 Fast Breaks 4 4 Bench 11 8	Period by Period Scoring 1st 10 5 8 11 34 2nd 15 28 24 20 87 3rd 19 18 7 3 0 53 4th 15 28 24 20 86
--	--	---

Biggest lead 12 (2 nd 3:53) 2 (3 rd 6:27) Best Scoring Run 11 (2 nd 3:53) 10 (2 nd 2:01) Lead Changes 5 Times Tied 7 Time with Lead 33:43 01:51	IOWA KState Points from Turnovers 5 22 Paint 36 26 Second Chance 0 7 Fast Breaks 13 12 Bench 17 28	Period by Period Scoring 1st 21 26 21 15 83 2nd 21 26 21 15 84 3rd 21 26 21 15 84 4th 21 26 21 15 84
---	---	---

IOWA BASKETBALL

@IOWAWBB

BOX SCORES (GAMES 13-16)



Official Basketball Box Score - Final
Dartmouth at Iowa
12/21/22 Carver-Hawkeye Arena, Iowa City
2022-23 Women's Basketball

Game Time: 12:00 PM
Game Duration: 1:41
Attendance: 8,100

Officials: Brad Maxey, Mark Berger, Kristen Bell

NO.	Name	Min	FG		3P		FT		Rebounds		Fouls		TP	AS	TO	ST	Blocks		+/-	
			M/A	A/A	M/A	A/A	OR	DR	FF	FD	BS	BA								
13	Clare Meyer	F 23:50	3-6	0-0	1-3	3	4	7	1	4	7	3	2	2	2	0	0	0	0	-22
3	Mekkena Boyd	G 18:15	3-11	0-3	1-2	1	3	4	2	1	7	1	2	3	0	0	0	0	-34	
5	Mia Curtis	G 16:17	1-6	1-3	0-0	0	3	3	0	0	3	1	1	0	0	0	0	0	-17	
15	Victoria Page	G 20:18	1-10	1-6	0-0	0	1	1	4	0	3	0	3	1	0	2	0	0	-19	
34	Emma Koch	G 20:37	0-4	0-3	3-4	2	1	3	2	3	3	1	5	0	1	0	0	0	-22	
1	Karina Mitchell	12:10	0-1	0-0	0-0	0	0	0	3	0	0	0	0	0	0	0	0	0	-2	
10	Olivia Lawlor	14:11	3-4	1-1	2-5	2	1	3	2	4	9	0	2	0	0	0	0	0	-16	
2	Grace Niekelski	21:22	3-11	0-5	2-4	1	3	4	1	2	8	2	2	0	0	0	0	0	-16	
22	Anna Nelson	19:42	1-2	1-2	0-0	0	2	2	0	0	3	0	0	1	0	0	0	0	-19	
4	Allie Harland	21:04	4-5	3-4	0-0	0	1	1	2	1	11	2	2	0	0	0	0	0	-13	
24	Lohya Stuart	06:45	0-1	0-0	0-0	0	0	0	1	0	0	0	1	0	0	0	0	0	-9	
11	Camryn Foltz	05:29	0-0	0-0	0-0	0	0	2	1	0	0	0	0	0	0	0	0	0	-1	
Team										2	1	3	0	0	0	0	0	0		
Totals			19-61	7-27	9-18	11	22	33	19	15	54	10	20	8	1	3	0	0	-38	

Shooting By Period	
1 st FG%	8-18 44.4%
3PT%	3-9 33.3%
FT%	6-12 50%
2 nd FG%	2-17 11.8%
3PT%	1-7 14.3%
FT%	0-0 0%
3 rd FG%	4-11 36.4%
3PT%	3-7 42.9%
FT%	6-12 50%
4 th FG%	5-15 33.3%
3PT%	0-4 0.0%
FT%	3-5 60%
GM FG%	19-61 31.1%
3PT%	7-27 25.9%
FT%	9-18 50.0%

Technical Fouls: NONE
Dead Ball Rebounds: 4, 0



Official Basketball Box Score - Final
Purdue at Iowa
12/29/22 Carver-Hawkeye Arena, Iowa City
2022-23 Women's Basketball

Game Time: 8:00 PM
Game Duration: 1:45
Attendance: 11,942

Officials: Cameron Inouye, Jesse Dickerson, Doug Knight

NO.	Name	Min	FG		3P		FT		Rebounds		Fouls		TP	AS	TO	ST	Blocks		+/-
			M/A	A/A	M/A	A/A	OR	DR	FF	FD	BS	BA							
34	Caitlyn Harper	F 28:45	4-9	2-4	0-0	1	4	5	4	0	10	0	1	1	1	1	1	1	-9
5	Cassidy Harkin	G 28:29	4-11	2-8	0-0	0	4	4	1	1	10	1	2	1	0	0	0	0	-12
10	Jeanae Terry	G 34:01	2-8	0-2	0-0	2	6	8	1	1	4	7	1	3	0	0	0	0	-9
11	Lasha Petree	G 29:36	6-18	3-8	7-8	2	2	4	4	5	22	2	3	1	0	0	0	0	-2
23	Abbey Ellis	G 29:02	1-6	0-3	1-2	1	4	5	3	5	3	1	1	2	0	0	0	0	-2
3	Jayla Smith	17:30	4-8	0-0	1-1	3	0	3	0	1	9	0	3	0	0	0	0	0	-19
33	Madison Layden	22:26	3-10	2-6	0-0	0	1	1	4	1	8	1	0	1	0	0	0	0	-15
35	Rickie Wolman	07:00	1-2	0-0	0-0	1	1	2	1	0	2	0	0	0	0	0	0	0	-9
14	Ava Learn	03:11	0-0	0-0	0-0	0	0	0	0	0	0	0	0	0	0	0	0	0	0
Team										1	4	5	0	0	1	0	0	0	
Totals			25-72	9-31	9-11	11	26	37	18	13	68	12	12	9	1	3	15	0	

Shooting By Period	
1 st FG%	5-18 27.8%
3PT%	2-6 33.3%
FT%	0-0 0%
2 nd FG%	4-18 22.2%
3PT%	1-9 11.1%
FT%	2-2 100%
3 rd FG%	8-17 47.1%
3PT%	3-9 33.3%
FT%	2-2 100%
4 th FG%	8-19 42.1%
3PT%	3-7 42.9%
FT%	5-7 71.4%
GM FG%	25-72 34.7%
3PT%	9-31 29.0%
FT%	9-11 81.8%

Technical Fouls: NONE
Dead Ball Rebounds: 1, 0

Iowa - 92

Record: 10-3

NO.	Name	Min	FG		3P		FT		Rebounds		Fouls		TP	AS	TO	ST	Blocks		+/-
			M/A	A/A	M/A	A/A	OR	DR	FF	FD	BS	BA							
14	McKenna Warnock	F 18:30	6-8	2-3	0-0	0	3	3	4	3	14	2	0	2	1	0	0	0	34
25	Monika Czinzano	C 23:18	10-14	0-1	0	1	3	4	2	4	20	1	1	1	0	0	0	0	43
20	Kate Martin	G 23:08	1-1	1-1	1-2	0	3	3	1	4	13	1	1	0	0	0	0	0	9
22	Caitlin Clark	G 26:00	5-8	2-3	8-9	0	10	10	0	8	20	6	6	1	0	0	0	0	16
24	Gabbie Marshall	G 19:51	1-5	0-2	1-2	1	2	0	0	1	3	0	0	2	1	0	0	0	22
1	Molly Davis	20:41	3-3	2-2	0-0	0	0	0	0	8	1	0	1	0	0	0	0	0	5
45	Hannah Stuelke	15:59	1-4	0-0	0-0	0	4	3	0	2	1	2	0	0	0	0	0	0	-1
34	AJ Ediger	08:27	5-7	0-0	0-0	3	1	4	2	0	10	1	0	0	0	0	0	0	4
3	Sydney Affolter	13:59	0-1	0-0	3-4	1	4	5	2	2	3	2	2	0	0	1	1	1	1
2	Taylor McCabe	13:28	2-3	2-3	0-0	0	1	1	0	6	2	1	0	0	0	0	0	0	19
40	Sharon Goodman	04:26	0-4	0-0	0-0	0	2	2	0	0	1	0	1	0	0	0	0	0	0
44	Addison O'Grady	03:49	0-0	0-0	0-0	0	0	0	0	0	0	0	0	0	0	0	0	0	-6
13	Shateah Wetering	05:31	0-3	0-2	0-0	0	1	1	0	0	1	0	1	0	0	0	0	0	5
23	Jada Yamfi	02:53	1-2	0-1	0-0	1	3	4	0	2	1	1	0	0	0	0	0	0	4
Team										1	0	1	0	0	0	0	0	0	
Totals			35-63	9-18	13-18	8	36	44	15	19	92	30	16	9	3	1	38	0	

Shooting By Period	
1 st FG%	15-18 83.3%
3PT%	4-6 66.7%
FT%	0-1 0%
2 nd FG%	5-16 31.3%
3PT%	2-3 66.7%
FT%	8-8 100%
3 rd FG%	6-10 60.0%
3PT%	1-2 50.0%
FT%	2-5 40%
4 th FG%	9-19 47.4%
3PT%	2-7 28.6%
FT%	3-4 75%
GM FG%	35-63 55.6%
3PT%	9-18 50.0%
FT%	13-19 72.2%

Technical Fouls: NONE
Dead Ball Rebounds: 3, 0

Biggest lead	DRT	UI	Points from Turnovers		Period by Period Scoring				
			1st	2nd	3rd	4th	TOT		
0 (1 st 10:00)	38	(4 th 0:10)	8	27	19	5	17	13	54
Best Scoring Run	5 (1 st 2:26)	11 (2 nd 7:53)	18	42	19	5	17	13	54
Lead Changes	0	0	5	8	34	20	15	23	92
Times Tied	0	0	Fast Breaks	2	24				
Time with Lead	00:00	39:40	Bench	31	31				

Iowa - 83

Record: 11-3 (3-0)

NO.	Name	Min	FG		3P		FT		Rebounds		Fouls		TP	AS	TO	ST	Blocks		+/-
			M/A	A/A	M/A	A/A	OR	DR	FF	FD	BS	BA							
14	McKenna Warnock	F 33:44	7-10	5-7	0-0	2	7	9	0	1	19	1	1	3	0	0	0	0	15
25	Monika Czinzano	C 27:08	3-8	0-0	6-8	2	3	5	1	6	12	2	2	0	1	1	0	0	10
20	Kate Martin	G 28:25	2-7	1-5	0-0	1	7	8	3	0	5	3	2	0	0	0	0	0	9
22	Caitlin Clark	G 31:10	7-16	4-10	6-9	0	6	6	4	6	24	5	3	1	0	0	0	0	16
24	Gabbie Marshall	G 27:16	1-4	0-3	2-4	1	1	2	0	2	4	1	2	0	0	0	0	0	9
1	Molly Davis	20:17	0-3	0-1	1-2	0	1	1	0	1	1	1	1	0	0	0	0	0	9
34	AJ Ediger	04:40	0-2	0-0	0-0	1	1	2	0	0	0	1	0	0	0	0	0	0	0
3	Sydney Affolter	10:18	3-3	1-1	0-0	0	5	5	2	0	7	1	1	0	0	0	0	0	10
45	Hannah Stuelke	10:47	5-6	0-0	1-4	6	10	2	2	11	0	1	0	2	0	0	0	0	8
44	Addison O'Grady	02:16	0-0	0-0	0-0														

IOWA

BASKETBALL

@IOWAWBB

BOX SCORES (GAME 17-20)



Official Basketball Box Score - Final
Northwestern at Iowa
 01/11/23 Carver-Hawkeye Arena, Iowa City
 2022-23 Women's Basketball

Game Time: 6:30 PM
 Game Duration: 1:40
 Attendance: 8,384

Officials: Kevin Petteel, Angie Erland, Doug Knight

NO. Name	Min	FG			3P			FT			Rebounds			Fouls			TP	AS	TO	ST	Blocks			+/-
		M-A	M-A	M-A	M-A	M-A	M-A	M-A	M-A	M-A	M-A	M-A	M-A	M-A	M-A	M-A					M-A	M-A	M-A	
10 Caleigh Walsh	F	23:24	9-18	2-3	2-2	2 3 5	2 2 2	0 0 0	0 0 0	0 0 0	1 1 12													
20 Paige Mott	F	14:46	2-5	0-0	2-2	2 0 2	3 1 6	2 0 0	1 1 4															
0 Kaylah Rainey	G	25:46	1-5	0-3	2-2	1 3 4	1 1 4	2 4 3	0 0 0	0 0 16														
3 Sydney Wood	G	37:46	3-9	1-2	2-2	2 0 2	3 1 9	2 2 3	1 1 29															
23 Jasmine McWilliams	G	23:23	2-8	0-2	0-2	1 0 1	0 0 4	5 0 0	0 0 1 16															
4 Jillian Brown	F	18:01	1-5	0-2	0-0	1 1 1	2 0 2	0 1 3	0 0 25															
15 Courtney Shaw	F	19:57	1-5	0-0	2-2	1 4 5	1 3 4	2 0 0	1 2 25															
11 Caroline Lau	F	20:51	2-7	1-3	0-1	1 2 3	2 1 5	1 2 2	0 1 18															
2 Haley Weaver	F	06:11	0-0	0-0	0-0	1 1 1	0 0 0	0 0 0	0 0 1															
22 Alana Goodchild	F	06:14	2-3	1-2	0-0	0 0 0	1 0 5	0 0 0	0 0 1															
13 Mercy Adumotayo	G	03:41	1-1	0-0	1-2	0 0 0	1 1 3	0 0 0	0 0 0															
Team						2 3 5	0 0 0	0 0 0	0 0 0															
Totals			24-66	5-17	11-15	12 17 29	16 10 64	14 9 11	3 7 29															

Technical Fouls: NONE

Shooting By Period	
1 st FG%	7-19 36.8%
3PT%	2-6 33.3%
FT%	0-0 0%
2 nd FG%	7-16 43.8%
3PT%	0-3 0.0%
FT%	0-3 66.7%
3 rd FG%	3-13 23.1%
3PT%	1-5 20.0%
FT%	8-10 80%
4 th FG%	7-18 38.9%
3PT%	2-3 66.7%
FT%	1-2 50%
GM FG%	24-66 36.4%
3PT%	5-17 29.4%
FT%	11-15 73.3%

Dead Ball Rebounds: 3-0



Official Basketball Box Score - Final
Penn St. at Iowa
 01/11/23 Carver-Hawkeye Arena, Iowa City
 2022-23 Women's Basketball

Game Time: 11:30 AM
 Game Duration: 1:54
 Attendance: 12,438

Officials: Nykeshia Thompson, Bryan Entinre, Lauren Nemera

NO. Name	Min	FG			3P			FT			Rebounds			Fouls			TP	AS	TO	ST	Blocks			+/-
		M-A	M-A	M-A	M-A	M-A	M-A	M-A	M-A	M-A	M-A	M-A	M-A	M-A	M-A	M-A					M-A	M-A		
10 Chanaya Pinto	F	18:22	0-2	0-1	0-0	2 2 4	0 0 0	0 0 0	0 0 0	0 0 0	-13													
24 Alexa Williamson	F	11:34	2-2	0-0	0-0	0 0 0	1 1 4	0 0 0	1 1 0															
4 Shay Ciezki	G	37:32	7-17	2-8	4-4	1 6 7	4 3 20	3 3 3	0 0 0	-38														
5 Lelani Kapinus	G	32:25	4-10	0-3	8-12	1 4 5	2 8 16	1 6 4	2 0 0	-42														
20 Makenna Marisa	G	33:02	2-13	0-4	1-2	0 4 4	1 1 5	1 2 1	0 0 0	-45														
11 Anna Camden	F	19:53	0-2	0-2	2-2	0 2 2	1 1 2	1 1 2	1 2 0	-28														
33 Johnasia Cash	F	07:14	1-2	0-0	2-2	1 1 2	4 1 4	0 0 0	0 0 0	-10														
23 Taniyah Thompson	F	19:30	5-9	0-1	3-3	0 3 3	3 2 13	1 1 1	0 0 0	-17														
1 Ali Brigham	F	07:05	0-0	0-0	0-0	0 0 0	0 0 0	0 0 0	0 0 0	-5														
2 Aicha Dia	F	06:51	1-1	1-1	0-0	0 0 0	3 0 3	0 0 0	0 0 0	2														
12 Kayla Thomas	G	03:42	0-1	0-0	0-0	1 1 2	0 0 0	0 0 0	0 0 0	1														
0 Ivane Tensale	F	02:50	0-1	0-1	0-0	0 0 0	0 0 0	0 0 0	0 0 0	1														
Team						2 0 2	0 0 0	0 0 0	0 0 0															
Totals			22-60	3-21	20-25	11 20 31	30 18 67	8 20	10 4 1	-41														

Technical Fouls: NONE

Shooting By Period	
1 st FG%	6-16 37.5%
3PT%	1-6 16.7%
FT%	2-2 100%
2 nd FG%	5-13 38.5%
3PT%	0-7 0.0%
FT%	4-6 66.7%
3 rd FG%	3-12 25.0%
3PT%	1-4 25.0%
FT%	5-7 71.4%
4 th FG%	8-19 42.1%
3PT%	1-4 25.0%
FT%	5-7 71.4%
GM FG%	22-60 36.7%
3PT%	3-21 14.3%
FT%	20-25 80.0%

Dead Ball Rebounds: 1-1

NO. Name	Min	FG			3P			FT			Rebounds			Fouls			TP	AS	TO	ST	Blocks			+/-
		M-A	M-A	M-A	M-A	M-A	M-A	M-A	M-A	M-A	M-A	M-A	M-A	M-A	M-A	M-A					M-A	M-A		
14 McKenna Warnock	F	27:29	4-7	0-1	2-2	2 6 8	3 1 10	1 2 1	2 1 18															
25 Monika Czinano	C	29:04	6-8	0-0	6-7	0 6 6	2 5 18	3 2 0	0 3 1 23															
20 Kate Martin	G	23:25	3-5	2-3	0-0	2 0 2	0 0 0	8 3 0	0 0 0	16														
22 Caitlin Clark	G	32:18	6-14	4-8	4-6	0 9 9	2 3 20	14 4 1	1 1 32															
24 Gabbe Marshall	G	19:58	1-3	1-3	0-0	1 1 1	0 0 2	1 1 2	0 0 2															
1 Molly Davis	F	21:39	1-3	0-1	0-0	1 1 1	2 0 2	2 2 3	0 1 0 23															
3 Sydney Afoltter	F	14:21	3-4	0-1	0-0	1 1 2	0 0 0	1 1 0	0 0 0 13															
45 Hannah Stuelke	F	14:28	8-11	0-0	1-2	4 5 9	1 5 17	2 0 1	1 0 1 17															
2 Taylor McCabe	F	06:05	0-2	1-2	0-0	0 0 0	1 0 3	0 0 0	0 0 0 1															
13 Shateah Wetering	G	03:46	0-0	0-0	1-2	0 0 0	0 1 1	0 0 0	0 0 0 1															
34 AJ Ediger	F	01:27	0-0	0-0	0-0	0 0 0	0 0 0	0 0 0	0 0 0 0															
23 Jada Gyamfi	F	02:14	0-0	0-0	0-0	1 0 1	0 0 0	1 0 0	0 0 0 0															
44 Addison O'Grady	F	02:14	1-1	0-0	0-0	0 0 0	0 0 2	0 0 0	0 0 0 0															
40 Sharon Goodman	F	01:32	1-1	0-0	1-1	0 0 0	0 0 1	3 0 0	0 0 0 0	-1														
Team						0 2 2	0 0 0	0 0 0	0 0 0 0															
Totals			35-59	8-19	15-20	10 31 41	11 16 93	27 14 5	7 3 29															

Technical Fouls: Clark 3rd 8th 27

Shooting By Period	
1 st FG%	8-16 50.0%
3PT%	4-9 44.4%
FT%	2-2 100%
2 nd FG%	8-15 53.3%
3PT%	1-5 20.0%
FT%	8-10 80%
3 rd FG%	10-14 71.4%
3PT%	2 100.0%
FT%	3 5 60%
4 th FG%	9-14 64.3%
3PT%	1-3 33.3%
FT%	2-3 66.7%
GM FG%	35-59 59.3%
3PT%	8-19 42.1%
FT%	15-20 75.0%

Dead Ball Rebounds: 2-0

NO. Name	Min	FG			3P			FT			Rebounds			Fouls			TP	AS	TO	ST	Blocks			+/-
		M-A	M-A	M-A	M-A	M-A	M-A	M-A	M-A	M-A	M-A	M-A	M-A	M-A	M-A	M-A					M-A	M-A		
14 McKenna Warnock	F	22:44	5-8	2-3	4-6	3 7 10	4 3 16	3 3 1	0 0 0 40															
25 Monika Czinano	C	29:45	7-11	0-0	6-6	2 3 5	2 6 20	2 0 2	1 0 0 25															
20 Kate Martin	G	17:27	0-1	0-1	0-0	0 3 3	1 0 0	0 2 2	1 0 0 30															
22 Caitlin Clark	G	28:01	9-15	3-7	6-6	1 6 7	3 6 27	10 1																

IOWA BASKETBALL

@IOWAWBB

BOX SCORES (GAMES 21-24)

Nebraska at Iowa															Maryland at Iowa																																																																																																																																																																																																																																																																																																																																																																																																																																			
Official Basketball Box Score - Final															Official Basketball Box Score - Final																																																																																																																																																																																																																																																																																																																																																																																																																																			
Nebraska - 76															Maryland - 82																																																																																																																																																																																																																																																																																																																																																																																																																																			
Record: 12-9 (4-6)															Record: 19-5 (9-3)																																																																																																																																																																																																																																																																																																																																																																																																																																			
Game Time: 12:00 PM															Game Time: 7:30 PM																																																																																																																																																																																																																																																																																																																																																																																																																																			
Game Duration: 1:56															Game Duration: 2:08																																																																																																																																																																																																																																																																																																																																																																																																																																			
Attendance: 13,943															Attendance: 10,671																																																																																																																																																																																																																																																																																																																																																																																																																																			
Officials: Felicia Grinter, Gina Cross, Brian Hall															Officials: Lisa Jones, Jesse Dickerson, Frank Strelator																																																																																																																																																																																																																																																																																																																																																																																																																																			
<table border="1"> <thead> <tr> <th>NO. Name</th><th>Min</th><th>FG</th><th>3P</th><th>FT</th><th>Rebounds</th><th>Fouls</th><th>TP</th><th>AS</th><th>TO</th><th>ST</th><th>Blocks</th><th>BS</th><th>BA</th><th>+/-</th></tr> <tr> <th></th><th></th><th>M-A</th><th>M-A</th><th>M-A</th><th>OR DR TOT</th><th>PF</th><th></th><th></th><th></th><th></th><th>BS</th><th>BA</th><th></th><th></th></tr> </thead> <tbody> <tr><td>34 Isabelle Bourne</td><td>F 32:45</td><td>7-10</td><td>0-1</td><td>0-3</td><td>3 4 7</td><td>3 1</td><td>14</td><td>1</td><td>0</td><td>0</td><td>1</td><td>4</td><td>0</td><td>1</td></tr> <tr><td>40 Alexis Markowski</td><td>C 28:30</td><td>4-10</td><td>1-5</td><td>3-4</td><td>3 8 11</td><td>4 3</td><td>12</td><td>0</td><td>4</td><td>2</td><td>0</td><td>0</td><td>-3</td><td></td></tr> <tr><td>1 Jaz Shelley</td><td>G 38:54</td><td>4-13</td><td>1-7</td><td>1-1</td><td>1 4 5</td><td>3 2</td><td>10</td><td>11</td><td>3</td><td>2</td><td>2</td><td>0</td><td>0</td><td></td></tr> <tr><td>4 Sam Halby</td><td>G 30:06</td><td>5-10</td><td>1-3</td><td>5-5</td><td>0 4 4</td><td>2 6</td><td>16</td><td>2</td><td>2</td><td>2</td><td>0</td><td>0</td><td>-5</td><td></td></tr> <tr><td>42 Maddie Krull</td><td>G 31:21</td><td>5-9</td><td>3-5</td><td>0-0</td><td>0 4 4</td><td>2 0</td><td>13</td><td>3</td><td>1</td><td>0</td><td>0</td><td>1</td><td>7</td><td></td></tr> <tr><td>14 Caitlin Haise</td><td>11:00</td><td>2-5</td><td>2-5</td><td>0-0</td><td>0 0 0</td><td>0 0</td><td>6</td><td>1</td><td>0</td><td>0</td><td>0</td><td>0</td><td>-3</td><td></td></tr> <tr><td>15 Kendall Moriarty</td><td>03:19</td><td>0-2</td><td>0-0</td><td>0-0</td><td>0 1 1</td><td>1 0</td><td>0</td><td>0</td><td>0</td><td>0</td><td>0</td><td>0</td><td>-13</td><td></td></tr> <tr><td>21 Annika Stewart</td><td>11:19</td><td>2-3</td><td>1-2</td><td>0-0</td><td>0 1 1</td><td>2 0</td><td>5</td><td>0</td><td>0</td><td>0</td><td>0</td><td>0</td><td>0</td><td></td></tr> <tr><td>44 Maggie Mendelson</td><td>04:09</td><td>0-0</td><td>0-0</td><td>0-0</td><td>0 1 1</td><td>2 0</td><td>0</td><td>2</td><td>0</td><td>2</td><td>0</td><td>0</td><td>-4</td><td></td></tr> <tr><td>32 Kendall Coley</td><td>02:37</td><td>0-2</td><td>0-2</td><td>0-0</td><td>0 0 0</td><td>1 0</td><td>0</td><td>0</td><td>0</td><td>0</td><td>0</td><td>0</td><td>-3</td><td></td></tr> <tr><td>Team</td><td></td><td></td><td></td><td></td><td>2 0 2</td><td>0</td><td>0</td><td>0</td><td>0</td><td>0</td><td>0</td><td>0</td><td>0</td><td></td></tr> <tr><td>Totals</td><td></td><td>29-64</td><td>9-30</td><td>9-11</td><td>6 26 32</td><td>20 12</td><td>76</td><td>20</td><td>12</td><td>8</td><td>2</td><td>2</td><td>-4</td><td></td></tr> </tbody> </table>															NO. Name	Min	FG	3P	FT	Rebounds	Fouls	TP	AS	TO	ST	Blocks	BS	BA	+/-			M-A	M-A	M-A	OR DR TOT	PF					BS	BA			34 Isabelle Bourne	F 32:45	7-10	0-1	0-3	3 4 7	3 1	14	1	0	0	1	4	0	1	40 Alexis Markowski	C 28:30	4-10	1-5	3-4	3 8 11	4 3	12	0	4	2	0	0	-3		1 Jaz Shelley	G 38:54	4-13	1-7	1-1	1 4 5	3 2	10	11	3	2	2	0	0		4 Sam Halby	G 30:06	5-10	1-3	5-5	0 4 4	2 6	16	2	2	2	0	0	-5		42 Maddie Krull	G 31:21	5-9	3-5	0-0	0 4 4	2 0	13	3	1	0	0	1	7		14 Caitlin Haise	11:00	2-5	2-5	0-0	0 0 0	0 0	6	1	0	0	0	0	-3		15 Kendall Moriarty	03:19	0-2	0-0	0-0	0 1 1	1 0	0	0	0	0	0	0	-13		21 Annika Stewart	11:19	2-3	1-2	0-0	0 1 1	2 0	5	0	0	0	0	0	0		44 Maggie Mendelson	04:09	0-0	0-0	0-0	0 1 1	2 0	0	2	0	2	0	0	-4		32 Kendall Coley	02:37	0-2	0-2	0-0	0 0 0	1 0	0	0	0	0	0	0	-3		Team					2 0 2	0	0	0	0	0	0	0	0		Totals		29-64	9-30	9-11	6 26 32	20 12	76	20	12	8	2	2	-4		<table border="1"> <thead> <tr> <th>NO. Name</th><th>Min</th><th>FG</th><th>3P</th><th>FT</th><th>Rebounds</th><th>Fouls</th><th>TP</th><th>AS</th><th>TO</th><th>ST</th><th>Blocks</th><th>BS</th><th>BA</th><th>+/-</th></tr> <tr> <th></th><th></th><th>M-A</th><th>M-A</th><th>M-A</th><th>OR DR TOT</th><th>PF</th><th></th><th></th><th></th><th></th><th>BS</th><th>BA</th><th></th><th></th></tr> </thead> <tbody> <tr><td>13 Faith Masonius</td><td>F 36:07</td><td>3-6</td><td>0-0</td><td>0-0</td><td>5 4 9</td><td>4 1</td><td>6</td><td>5</td><td>4</td><td>4</td><td>0</td><td>0</td><td>-8</td><td></td></tr> <tr><td>0 Shyanne Sellers</td><td>G 36:55</td><td>10-17</td><td>0-2</td><td>6-6</td><td>2 4 6</td><td>4 4</td><td>26</td><td>3</td><td>5</td><td>3</td><td>0</td><td>1</td><td>-12</td><td></td></tr> <tr><td>1 Diamond Miller</td><td>G 31:52</td><td>8-17</td><td>0-2</td><td>11-15</td><td>0 6 6</td><td>4 9</td><td>27</td><td>1</td><td>3</td><td>1</td><td>0</td><td>0</td><td>-12</td><td></td></tr> <tr><td>10 Abby Meyers</td><td>G 34:40</td><td>5-17</td><td>2-8</td><td>3-4</td><td>2 5 7</td><td>4 2</td><td>15</td><td>1</td><td>1</td><td>1</td><td>0</td><td>0</td><td>-3</td><td></td></tr> <tr><td>12 Elsa Pinzan</td><td>G 17:03</td><td>2-6</td><td>0-2</td><td>0-0</td><td>0 1 1</td><td>0 4</td><td>2</td><td>0</td><td>1</td><td>3</td><td>0</td><td>0</td><td>-1</td><td></td></tr> <tr><td>13 Lavender Briggs</td><td>11:52</td><td>1-4</td><td>0-2</td><td>0-0</td><td>0 2 2</td><td>0 0</td><td>2</td><td>0</td><td>0</td><td>1</td><td>0</td><td>0</td><td>-16</td><td></td></tr> <tr><td>5 Bri'nae Alexander</td><td>22:04</td><td>1-3</td><td>0-2</td><td>0-0</td><td>3 0 3</td><td>4 0</td><td>2</td><td>1</td><td>3</td><td>0</td><td>0</td><td>0</td><td>-21</td><td></td></tr> <tr><td>24 Bri McDaniel</td><td>06:54</td><td>0-1</td><td>0-0</td><td>0-0</td><td>1 1 2</td><td>4 1</td><td>0</td><td>0</td><td>1</td><td>0</td><td>1</td><td>0</td><td>1</td><td>4</td></tr> <tr><td>11 Gia Cooke</td><td>00:33</td><td>0-0</td><td>0-0</td><td>0-0</td><td>0 0 0</td><td>0 0</td><td>0</td><td>0</td><td>0</td><td>0</td><td>0</td><td>0</td><td>-1</td><td></td></tr> <tr><td>Team</td><td></td><td></td><td></td><td></td><td>2 2 4</td><td>0</td><td>0</td><td>0</td><td>0</td><td>0</td><td>0</td><td>0</td><td>0</td><td></td></tr> <tr><td>Totals</td><td></td><td>30-71</td><td>2-18</td><td>20-25</td><td>15 25 40</td><td>25 17</td><td>82</td><td>13</td><td>18</td><td>13</td><td>2</td><td>3</td><td>-14</td><td></td></tr> </tbody> </table>															NO. Name	Min	FG	3P	FT	Rebounds	Fouls	TP	AS	TO	ST	Blocks	BS	BA	+/-			M-A	M-A	M-A	OR DR TOT	PF					BS	BA			13 Faith Masonius	F 36:07	3-6	0-0	0-0	5 4 9	4 1	6	5	4	4	0	0	-8		0 Shyanne Sellers	G 36:55	10-17	0-2	6-6	2 4 6	4 4	26	3	5	3	0	1	-12		1 Diamond Miller	G 31:52	8-17	0-2	11-15	0 6 6	4 9	27	1	3	1	0	0	-12		10 Abby Meyers	G 34:40	5-17	2-8	3-4	2 5 7	4 2	15	1	1	1	0	0	-3		12 Elsa Pinzan	G 17:03	2-6	0-2	0-0	0 1 1	0 4	2	0	1	3	0	0	-1		13 Lavender Briggs	11:52	1-4	0-2	0-0	0 2 2	0 0	2	0	0	1	0	0	-16		5 Bri'nae Alexander	22:04	1-3	0-2	0-0	3 0 3	4 0	2	1	3	0	0	0	-21		24 Bri McDaniel	06:54	0-1	0-0	0-0	1 1 2	4 1	0	0	1	0	1	0	1	4	11 Gia Cooke	00:33	0-0	0-0	0-0	0 0 0	0 0	0	0	0	0	0	0	-1		Team					2 2 4	0	0	0	0	0	0	0	0		Totals		30-71	2-18	20-25	15 25 40	25 17	82	13	18	13	2	3	-14	
NO. Name	Min	FG	3P	FT	Rebounds	Fouls	TP	AS	TO	ST	Blocks	BS	BA	+/-																																																																																																																																																																																																																																																																																																																																																																																																																																				
		M-A	M-A	M-A	OR DR TOT	PF					BS	BA																																																																																																																																																																																																																																																																																																																																																																																																																																						
34 Isabelle Bourne	F 32:45	7-10	0-1	0-3	3 4 7	3 1	14	1	0	0	1	4	0	1																																																																																																																																																																																																																																																																																																																																																																																																																																				
40 Alexis Markowski	C 28:30	4-10	1-5	3-4	3 8 11	4 3	12	0	4	2	0	0	-3																																																																																																																																																																																																																																																																																																																																																																																																																																					
1 Jaz Shelley	G 38:54	4-13	1-7	1-1	1 4 5	3 2	10	11	3	2	2	0	0																																																																																																																																																																																																																																																																																																																																																																																																																																					
4 Sam Halby	G 30:06	5-10	1-3	5-5	0 4 4	2 6	16	2	2	2	0	0	-5																																																																																																																																																																																																																																																																																																																																																																																																																																					
42 Maddie Krull	G 31:21	5-9	3-5	0-0	0 4 4	2 0	13	3	1	0	0	1	7																																																																																																																																																																																																																																																																																																																																																																																																																																					
14 Caitlin Haise	11:00	2-5	2-5	0-0	0 0 0	0 0	6	1	0	0	0	0	-3																																																																																																																																																																																																																																																																																																																																																																																																																																					
15 Kendall Moriarty	03:19	0-2	0-0	0-0	0 1 1	1 0	0	0	0	0	0	0	-13																																																																																																																																																																																																																																																																																																																																																																																																																																					
21 Annika Stewart	11:19	2-3	1-2	0-0	0 1 1	2 0	5	0	0	0	0	0	0																																																																																																																																																																																																																																																																																																																																																																																																																																					
44 Maggie Mendelson	04:09	0-0	0-0	0-0	0 1 1	2 0	0	2	0	2	0	0	-4																																																																																																																																																																																																																																																																																																																																																																																																																																					
32 Kendall Coley	02:37	0-2	0-2	0-0	0 0 0	1 0	0	0	0	0	0	0	-3																																																																																																																																																																																																																																																																																																																																																																																																																																					
Team					2 0 2	0	0	0	0	0	0	0	0																																																																																																																																																																																																																																																																																																																																																																																																																																					
Totals		29-64	9-30	9-11	6 26 32	20 12	76	20	12	8	2	2	-4																																																																																																																																																																																																																																																																																																																																																																																																																																					
NO. Name	Min	FG	3P	FT	Rebounds	Fouls	TP	AS	TO	ST	Blocks	BS	BA	+/-																																																																																																																																																																																																																																																																																																																																																																																																																																				
		M-A	M-A	M-A	OR DR TOT	PF					BS	BA																																																																																																																																																																																																																																																																																																																																																																																																																																						
13 Faith Masonius	F 36:07	3-6	0-0	0-0	5 4 9	4 1	6	5	4	4	0	0	-8																																																																																																																																																																																																																																																																																																																																																																																																																																					
0 Shyanne Sellers	G 36:55	10-17	0-2	6-6	2 4 6	4 4	26	3	5	3	0	1	-12																																																																																																																																																																																																																																																																																																																																																																																																																																					
1 Diamond Miller	G 31:52	8-17	0-2	11-15	0 6 6	4 9	27	1	3	1	0	0	-12																																																																																																																																																																																																																																																																																																																																																																																																																																					
10 Abby Meyers	G 34:40	5-17	2-8	3-4	2 5 7	4 2	15	1	1	1	0	0	-3																																																																																																																																																																																																																																																																																																																																																																																																																																					
12 Elsa Pinzan	G 17:03	2-6	0-2	0-0	0 1 1	0 4	2	0	1	3	0	0	-1																																																																																																																																																																																																																																																																																																																																																																																																																																					
13 Lavender Briggs	11:52	1-4	0-2	0-0	0 2 2	0 0	2	0	0	1	0	0	-16																																																																																																																																																																																																																																																																																																																																																																																																																																					
5 Bri'nae Alexander	22:04	1-3	0-2	0-0	3 0 3	4 0	2	1	3	0	0	0	-21																																																																																																																																																																																																																																																																																																																																																																																																																																					
24 Bri McDaniel	06:54	0-1	0-0	0-0	1 1 2	4 1	0	0	1	0	1	0	1	4																																																																																																																																																																																																																																																																																																																																																																																																																																				
11 Gia Cooke	00:33	0-0	0-0	0-0	0 0 0	0 0	0	0	0	0	0	0	-1																																																																																																																																																																																																																																																																																																																																																																																																																																					
Team					2 2 4	0	0	0	0	0	0	0	0																																																																																																																																																																																																																																																																																																																																																																																																																																					
Totals		30-71	2-18	20-25	15 25 40	25 17	82	13	18	13	2	3	-14																																																																																																																																																																																																																																																																																																																																																																																																																																					
Technical Fouls: NONE															Technical Fouls: NONE																																																																																																																																																																																																																																																																																																																																																																																																																																			
Dead Ball Rebounds: 1, 0															Dead Ball Rebounds: 2, 0																																																																																																																																																																																																																																																																																																																																																																																																																																			

Iowa - 80															Iowa - 96																																																																																																																																																																																																																																																																																																																																																																																																					
Record: 17-4 (9-1)															Record: 18-4 (10-1)																																																																																																																																																																																																																																																																																																																																																																																																					
Game Time: 12:00 PM															Game Time: 7:30 PM																																																																																																																																																																																																																																																																																																																																																																																																					
Game Duration: 1:56															Game Duration: 2:08																																																																																																																																																																																																																																																																																																																																																																																																					
Attendance: 13,943															Attendance: 10,671																																																																																																																																																																																																																																																																																																																																																																																																					
Officials: Felicia Grinter, Gina Cross, Brian Hall															Officials: Lisa Jones, Jesse Dickerson, Frank Strelator																																																																																																																																																																																																																																																																																																																																																																																																					
<table border="1"> <thead> <tr> <th>NO. Name</th><th>Min</th><th>FG</th><th>3P</th><th>FT</th><th>Rebounds</th><th>Fouls</th><th>TP</th><th>AS</th><th>TO</th><th>ST</th><th>Blocks</th><th>BS</th><th>BA</th><th>+/-</th></tr> <tr> <th></th><th></th><th>M-A</th><th>M-A</th><th>M-A</th><th>OR DR TOT</th><th>PF</th><th></th><th></th><th></th><th></th><th>BS</th><th>BA</th><th></th><th></th></tr> </thead> <tbody> <tr><td>25 Monika Czinzano</td><td>C 32:19</td><td>7-10</td><td>0-0</td><td>3-3</td><td>3 4 7</td><td>2 4</td><td>17</td><td>1</td><td>5</td><td>1</td><td>0</td><td>1</td><td>6</td><td></td></tr> <tr><td>1 Molly Davis</td><td>G 27:14</td><td>2-5</td><td>1-4</td><td>0-0</td><td>2 2 4</td><td>3 1</td><td>5</td><td>1</td><td>0</td><td>0</td><td>0</td><td>0</td><td>3</td><td></td></tr> <tr><td>20 Kate Martin</td><td>G 32:34</td><td>2-4</td><td>1-2</td><td>1-2</td><td>1 4 5</td><td>0 2</td><td>6</td><td>6</td><td>1</td><td>3</td><td>1</td><td>0</td><td>0</td><td></td></tr> <tr><td>22 Caitlin Clark</td><td>G 36:39</td><td>9-28</td><td>5-12</td><td>10-12</td><td>1 11 12</td><td>1 8</td><td>33</td><td>9</td><td>6</td><td>3</td><td>1</td><td>1</td><td>6</td><td></td></tr> <tr><td>24 Gabbie Marshall</td><td>G 33:53</td><td>3-7</td><td>1-3</td><td>0-0</td><td>1 4 5</td><td>3 0</td><td>7</td><td>1</td><td>0</td><td>0</td><td>0</td><td>0</td><td>-7</td><td></td></tr> <tr><td>45 Hannah Stuelke</td><td>21:07</td><td>4-9</td><td>0-0</td><td>4-5</td><td>2 0 2</td><td>2 3</td><td>12</td><td>0</td><td>2</td><td>0</td><td>0</td><td>0</td><td>9</td><td></td></tr> <tr><td>3 Sydney Afoltor</td><td>12:00</td><td>0-2</td><td>0-1</td><td>0-0</td><td>1 2 3</td><td>1 2</td><td>0</td><td>0</td><td>0</td><td>0</td><td>0</td><td>0</td><td>8</td><td></td></tr> <tr><td>34 AJ Ediger</td><td>01:15</td><td>0-0</td><td>0-0</td><td>0-0</td><td>0 0 0</td><td>0 0</td><td>0</td><td>0</td><td>0</td><td>0</td><td>0</td><td>0</td><td>4</td><td></td></tr> <tr><td>44 Addison O'Grady</td><td>02:59</td><td>0-1</td><td>0-0</td><td>0-0</td><td>0 2 2</td><td>0 0</td><td>0</td><td>0</td><td>1</td><td>0</td><td>0</td><td>0</td><td>6</td><td></td></tr> <tr><td>Team</td><td></td><td></td><td></td><td></td><td>2 1 3</td><td>0</td><td>0</td><td>0</td><td>0</td><td>0</td><td>0</td><td>0</td><td>0</td><td></td></tr> <tr><td>Totals</td><td></td><td>27-64</td><td>8-22</td><td>18-22</td><td>13 30 43</td><td>12 20</td><td>80</td><td>18</td><td>15</td><td>7</td><td>2</td><td>2</td><td>4</td><td></td></tr> </tbody> </table>															NO. Name	Min	FG	3P	FT	Rebounds	Fouls	TP	AS	TO	ST	Blocks	BS	BA	+/-			M-A	M-A	M-A	OR DR TOT	PF					BS	BA			25 Monika Czinzano	C 32:19	7-10	0-0	3-3	3 4 7	2 4	17	1	5	1	0	1	6		1 Molly Davis	G 27:14	2-5	1-4	0-0	2 2 4	3 1	5	1	0	0	0	0	3		20 Kate Martin	G 32:34	2-4	1-2	1-2	1 4 5	0 2	6	6	1	3	1	0	0		22 Caitlin Clark	G 36:39	9-28	5-12	10-12	1 11 12	1 8	33	9	6	3	1	1	6		24 Gabbie Marshall	G 33:53	3-7	1-3	0-0	1 4 5	3 0	7	1	0	0	0	0	-7		45 Hannah Stuelke	21:07	4-9	0-0	4-5	2 0 2	2 3	12	0	2	0	0	0	9		3 Sydney Afoltor	12:00	0-2	0-1	0-0	1 2 3	1 2	0	0	0	0	0	0	8		34 AJ Ediger	01:15	0-0	0-0	0-0	0 0 0	0 0	0	0	0	0	0	0	4		44 Addison O'Grady	02:59	0-1	0-0	0-0	0 2 2	0 0	0	0	1	0	0	0	6		Team					2 1 3	0	0	0	0	0	0	0	0		Totals		27-64	8-22	18-22	13 30 43	12 20	80	18	15	7	2	2	4		<table border="1"> <thead> <tr> <th>NO. Name</th><th>Min</th><th>FG</th><th>3P</th><th>FT</th><th>Rebounds</th><th>Fouls</th><th>TP</th><th>AS</th><th>TO</th><th>ST</th><th>Blocks</th><th>BS</th><th>BA</th><th>+/-</th></tr> <tr> <th></th><th></th><th>M-A</th><th>M-A</th><th>M-A</th><th>OR DR TOT</th><th>PF</th><th></th><th></th><th></th><th></th><th>BS</th><th>BA</th><th></th><th></th></tr> </thead> <tbody> <tr><td>14 McKenna Warnock</td><td>F 27:23</td><td>1-3</td><td>0-1</td><td>1-3</td><td>1 5 6</td><td>2 4</td><td>3</td><td>3</td><td>3</td><td>0</td><td>1</td><td>0</td><td>5</td><td></td></tr> <tr><td>25 Monika Czinzano</td><td>C 32:11</td><td>14-18</td><td>0-0</td><td>0-0</td><td>1 5 6</td><td>4 0</td><td>28</td><td>1</td><td>2</td><td>2</td><td>0</td><td>2</td><td>15</td><td></td></tr> <tr><td>20 Kate Martin</td><td>G 33:01</td><td>1-4</td><td>0-3</td><td>1-2</td><td>0 6 6</td><td>2 2</td><td>3</td><td>6</td><td>2</td><td>2</td><td>1</td><td>0</td><td>14</td><td></td></tr> <tr><td>22 Caitlin Clark</td><td>G 31:19</td><td>6-11</td><td>10-11</td><td>0-0</td><td>0 7 7</td><td>3 12</td><td>42</td><td>8</td><td>6</td><td>2</td><td>1</td><td>0</td><td>16</td><td></td></tr> <tr><td>24 Gabbie Marshall</td><td>G 23:01</td><td>0-2</td><td>0-2</td><td>0-0</td><td>0 0 0</td><td>1 2</td><td>0</td><td>0</td><td>1</td><td>3</td><td>0</td><td>0</td><td>0</td><td></td></tr> <tr><td>1 Molly Davis</td><td>20:13</td><td>1-7</td><td>1-4</td><td>0-0</td><td>0 0 0</td><td>2 1</td><td>3</td><td>3</td><td>0</td><td>0</td><td>0</td><td>0</td><td>11</td><td></td></tr> <tr><td>45 Hannah Stuelke</td><td>16:43</td><td>5-5</td><td>0-0</td><td>3-7</td><td>0 0 0</td><td>2 4</td><td>13</td><td>0</td><td>1</td><td>1</td><td>0</td><td>0</td><td>0</td><td></td></tr> <tr><td>3 Sydney Afoltor</td><td>08:55</td><td>2-2</td><td>0-0</td><td>0-0</td><td>1 1 2</td><td>1 0</td><td>4</td><td>1</td><td>0</td><td>0</td><td>0</td><td>0</td><td>3</td><td></td></tr> <tr><td>Team</td><td></td><td></td><td></td><td></td><td>1 5 6</td><td>0</td><td>0</td><td>0</td><td>2</td><td>0</td><td>0</td><td>0</td><td>0</td><td></td></tr> <tr><td>Totals</td><td></td><td>37-60</td><td>7-21</td><td>15-23</td><td>4 29 33</td><td>17 25</td><td>96</td><td>27</td><td>19</td><td>10</td><td>3</td><td>2</td><td>14</td><td></td></tr> </tbody> </table>															NO. Name	Min	FG	3P	FT	Rebounds	Fouls	TP	AS	TO	ST	Blocks	BS	BA	+/-			M-A	M-A	M-A	OR DR TOT	PF					BS	BA			14 McKenna Warnock	F 27:23	1-3	0-1	1-3	1 5 6	2 4	3	3	3	0	1	0	5		25 Monika Czinzano	C 32:11	14-18	0-0	0-0	1 5 6	4 0	28	1	2	2	0	2	15		20 Kate Martin	G 33:01	1-4	0-3	1-2	0 6 6	2 2	3	6	2	2	1	0	14		22 Caitlin Clark	G 31:19	6-11	10-11	0-0	0 7 7	3 12	42	8	6	2	1	0	16		24 Gabbie Marshall	G 23:01	0-2	0-2	0-0	0 0 0	1 2	0	0	1	3	0	0	0		1 Molly Davis	20:13	1-7	1-4	0-0	0 0 0	2 1	3	3	0	0	0	0	11		45 Hannah Stuelke	16:43	5-5	0-0	3-7	0 0 0	2 4	13	0	1	1	0	0	0		3 Sydney Afoltor	08:55	2-2	0-0	0-0	1 1 2	1 0	4	1	0	0	0	0	3		Team					1 5 6	0	0	0	2	0	0	0	0		Totals		37-60	7-21	15-23	4 29 33	17 25	96	27	19	10	3	2	14	
NO. Name	Min	FG	3P	FT	Rebounds	Fouls	TP	AS	TO	ST	Blocks	BS	BA	+/-																																																																																																																																																																																																																																																																																																																																																																																																						
		M-A	M-A	M-A	OR DR TOT	PF					BS	BA																																																																																																																																																																																																																																																																																																																																																																																																								
25 Monika Czinzano	C 32:19	7-10	0-0	3-3	3 4 7	2 4	17	1	5	1	0	1	6																																																																																																																																																																																																																																																																																																																																																																																																							
1 Molly Davis	G 27:14	2-5	1-4	0-0	2 2 4	3 1	5	1	0	0	0	0	3																																																																																																																																																																																																																																																																																																																																																																																																							
20 Kate Martin	G 32:34	2-4	1-2	1-2	1 4 5	0 2	6	6	1	3	1	0	0																																																																																																																																																																																																																																																																																																																																																																																																							
22 Caitlin Clark	G 36:39	9-28	5-12	10-12	1 11 12	1 8	33	9	6	3	1	1	6																																																																																																																																																																																																																																																																																																																																																																																																							
24 Gabbie Marshall	G 33:53	3-7	1-3	0-0	1 4 5	3 0	7	1	0	0	0	0	-7																																																																																																																																																																																																																																																																																																																																																																																																							
45 Hannah Stuelke	21:07	4-9	0-0	4-5	2 0 2	2 3	12	0	2	0	0	0	9																																																																																																																																																																																																																																																																																																																																																																																																							
3 Sydney Afoltor	12:00	0-2	0-1	0-0	1 2 3	1 2	0	0	0	0	0	0	8																																																																																																																																																																																																																																																																																																																																																																																																							
34 AJ Ediger	01:15	0-0	0-0	0-0	0 0 0	0 0	0	0	0	0	0	0	4																																																																																																																																																																																																																																																																																																																																																																																																							
44 Addison O'Grady	02:59	0-1	0-0	0-0	0 2 2	0 0	0	0	1	0	0	0	6																																																																																																																																																																																																																																																																																																																																																																																																							
Team					2 1 3	0	0	0	0	0	0	0	0																																																																																																																																																																																																																																																																																																																																																																																																							
Totals		27-64	8-22	18-22	13 30 43	12 20	80	18	15	7	2	2	4																																																																																																																																																																																																																																																																																																																																																																																																							
NO. Name	Min	FG	3P	FT	Rebounds	Fouls	TP	AS	TO	ST	Blocks	BS	BA	+/-																																																																																																																																																																																																																																																																																																																																																																																																						
		M-A	M-A	M-A	OR DR TOT	PF					BS	BA																																																																																																																																																																																																																																																																																																																																																																																																								
14 McKenna Warnock	F 27:23	1-3	0-1	1-3	1 5 6	2 4	3	3	3	0	1	0	5																																																																																																																																																																																																																																																																																																																																																																																																							
25 Monika Czinzano	C 32:11	14-18	0-0	0-0	1 5 6	4 0	28	1	2	2	0	2	15																																																																																																																																																																																																																																																																																																																																																																																																							
20 Kate Martin	G 33:01	1-4	0-3	1-2	0 6 6	2 2	3	6	2	2	1	0	14																																																																																																																																																																																																																																																																																																																																																																																																							
22 Caitlin Clark	G 31:19	6-11	10-11	0-0	0 7 7	3 12	42	8	6	2	1	0	16																																																																																																																																																																																																																																																																																																																																																																																																							
24 Gabbie Marshall	G 23:01	0-2	0-2	0-0	0 0 0	1 2	0	0	1	3	0	0	0																																																																																																																																																																																																																																																																																																																																																																																																							
1 Molly Davis	20:13	1-7	1-4	0-0	0 0 0	2 1	3	3	0	0	0	0	11																																																																																																																																																																																																																																																																																																																																																																																																							
45 Hannah Stuelke	16:43	5-5	0-0	3-7	0 0 0	2 4	13	0	1	1	0	0	0																																																																																																																																																																																																																																																																																																																																																																																																							
3 Sydney Afoltor	08:55	2-2	0-0	0-0	1 1 2	1 0	4	1	0	0	0	0	3																																																																																																																																																																																																																																																																																																																																																																																																							
Team					1 5 6	0	0	0	2	0	0	0	0																																																																																																																																																																																																																																																																																																																																																																																																							
Totals		37-60	7-21	15-23	4 29 33	17 25	96	27	19	10	3	2	14																																																																																																																																																																																																																																																																																																																																																																																																							
Technical Fouls: NONE															Technical Fouls: NONE																																																																																																																																																																																																																																																																																																																																																																																																					
Dead Ball Rebounds: 2, 0															Dead Ball Rebounds: 2, 0																																																																																																																																																																																																																																																																																																																																																																																																					

Iowa - 80															Iowa - 96																																																		
Record: 17-4 (9-1)															Record: 18-4 (10-1)																																																		
Game Time: 12:00 PM															Game Time: 7:30 PM																																																		
Game Duration: 1:56															Game Duration: 2:08																																																		
Attendance: 13,943															Attendance: 10,671																																																		
Officials: Felicia Grinter, Gina Cross, Brian Hall															Officials: Lisa Jones, Jesse Dickerson, Frank Strelator																																																		
<table border="1"> <thead> <tr> <th>Biggest lead</th><th>NEB</th><th>UI</th></tr> </thead> <tbody> <tr><td>10 (1st 1:28)</td><td>18 (3rd 3:29)</td><td></td></tr> <tr><td>Best Scoring Run</td><td>12 (4th 7:04)</td><td>15 (2nd 2:47)</td></tr> <tr><td>Lead Changes</td><td>1</td><td></td></tr> <tr><td>Times Tied</td><td>1</td><td></td></tr> <tr><td>Time with Lead</td><td>11:25</td><td>27:37</td></tr> </tbody> </table>															Biggest lead	NEB	UI	10 (1 st 1:28)	18 (3 rd 3:29)		Best Scoring Run	12 (4 th 7:04)	15 (2 nd 2:47)	Lead Changes	1		Times Tied	1		Time with Lead	11:25	27:37	<table border="1"> <thead> <tr> <th>Biggest lead</th><th>UMD</th><th>UI</th></tr> </thead> <tbody> <tr><td>2 (1st 9:00)</td><td>20 (3rd 9:36)</td><td></td></tr> <tr><td>Best Scoring Run</td><td>7 (3rd 5:07)</td><td>7 (1st 7:19)</td></tr> <tr><td>Lead Changes</td><td>1</td><td></td></tr> <tr><td>Times Tied</td><td>0</td><td></td></tr> <tr><td>Time with Lead</td><td>00:12</td><td>38:48</td></tr> </tbody> </table>															Biggest lead	UMD	UI	2 (1 st 9:00)	20 (3 rd 9:36)		Best Scoring Run	7 (3 rd 5:07)	7 (1 st 7:19)	Lead Changes	1		Times Tied	0		Time with Lead	00:12	38:48
Biggest lead	NEB	UI																																																															
10 (1 st 1:28)	18 (3 rd 3:29)																																																																
Best Scoring Run	12 (4 th 7:04)	15 (2 nd 2:47)																																																															
Lead Changes	1																																																																
Times Tied	1																																																																
Time with Lead	11:25	27:37																																																															
Biggest lead	UMD	UI																																																															
2 (1 st 9:00)	20 (3 rd 9:36)																																																																
Best Scoring Run	7 (3 rd 5:07)	7 (1 st 7:19)																																																															
Lead Changes	1																																																																
Times Tied	0																																																																
Time with Lead	00:12	38:48																																																															
<table border="1"> <thead> <tr> <th>Points from Turnovers</th><th>NEB</th><th>UI</th></tr> </thead> <tbody> <tr><td>9</td><td>12</td><td></td></tr> <tr><td>Paint</td><td>30</td><td>28</td></tr> <tr><td>Second Chance</td><td>9</td><td>7</td></tr> <tr><td>Fast Breaks</td><td>9</td><td>20</td></tr> <tr><td>Bench</td><td>11</td><td>12</td></tr> </tbody> </table>															Points from Turnovers	NEB	UI	9	12		Paint	30	28	Second Chance	9	7	Fast Breaks	9	20	Bench	11	12	<table border="1"> <thead> <tr> <th>Points from Turnovers</th><th>UMD</th><th>UI</th></tr> </thead> <tbody> <tr><td>24</td><td>10</td><td></td></tr> <tr><td>Paint</td><td>48</td><td>52</td></tr> <tr><td>Second Chance</td><td>13</td><td>2</td></tr> <tr><td>Fast Breaks</td><td>23</td><td>18</td></tr> <tr><td>Bench</td><td>4</td><td>20</td></tr> </tbody> </table>															Points from Turnovers	UMD	UI	24	10		Paint	48	52	Second Chance	13	2	Fast Breaks	23	18	Bench	4	20
Points from Turnovers	NEB	UI																																																															
9	12																																																																
Paint	30	28																																																															
Second Chance	9	7																																																															
Fast Breaks	9	20																																																															
Bench	11	12																																																															
Points from Turnovers	UMD	UI																																																															
24	10																																																																
Paint	48	52																																																															
Second Chance	13	2																																																															
Fast Breaks	23	18																																																															
Bench	4	20																																																															
<table border="1"> <thead> <tr> <th>Period by Period Scoring</th><th>1st</th><th>2nd</th><th>3rd</th><th>4th</th><th>TOT</th></tr> </thead> <tbody> <tr><td>NEB</td><td>9</td><td>20</td><td>26</td><td>76</td><td></td></tr> <tr><td>UI</td><td>15</td><td>26</td><td>26</td><td>13</td><td>80</td></tr> </tbody> </table>															Period by Period Scoring	1st	2nd	3rd	4th	TOT	NEB	9	20	26	76		UI	15	26	26	13	80	<table border="1"> <thead> <tr> <th>Period by Period Scoring</th><th>1st</th><th>2nd</th><th>3rd</th><th>4th</th><th>TOT</th></tr> </thead> <tbody> <tr><td>UMD</td><td>18</td><td>20</td><td>22</td><td>82</td><td></td></tr> <tr><td>UI</td><td>29</td><td>27</td><td>18</td><td>22</td><td>96</td></tr> </tbody> </table>															Period by Period Scoring	1st	2nd	3rd	4th	TOT	UMD	18	20	22	82		UI	29	27	18	22	96
Period by Period Scoring	1st	2nd	3rd	4th	TOT																																																												
NEB	9	20	26	76																																																													
UI	15	26	26	13	80																																																												
Period by Period Scoring	1st	2nd	3rd	4th	TOT																																																												
UMD	18	20	22	82																																																													
UI	29	27	18	22	96																																																												

Iowa at Penn St.															Iowa at Indiana																																																																																																																																																																																																																																																																																																																																																																																																																																																																																															
Official Basketball Box Score - Final															Official Basketball Box Score - Final																																																																																																																																																																																																																																																																																																																																																																																																																																																																																															
Iowa - 95															Iowa - 78																																																																																																																																																																																																																																																																																																																																																																																																																																																																																															
Record: 19-4 (11-1)															Record: 19-5 (11-2)																																																																																																																																																																																																																																																																																																																																																																																																																																																																																															
Game Time: 12:00 PM															Game Time: 6:30 PM																																																																																																																																																																																																																																																																																																																																																																																																																																																																																															
Game Duration: 1:51															Game Duration: 2:07																																																																																																																																																																																																																																																																																																																																																																																																																																																																																															
Attendance: 5,228															Attendance: 13,046																																																																																																																																																																																																																																																																																																																																																																																																																																																																																															
Officials: Michael McConnell, Cameron Inouye, Missy Brooks															Officials: Felicia Grinter, Julie Krommenhoek, Roy Gubeyan																																																																																																																																																																																																																																																																																																																																																																																																																																																																																															
<table border="1"> <thead> <tr> <th>NO. Name</th><th>Min</th><th>FG</th><th>3P</th><th>FT</th><th>Rebounds</th><th>Fouls</th><th>TP</th><th>AS</th><th>TO</th><th>ST</th><th>Blocks</th><th>BS</th><th>BA</th><th>+/-</th></tr> <tr> <th></th><th></th><th>M-A</th><th>M-A</th><th>M-A</th><th>OR DR TOT</th><th>PF</th><th></th><th></th><th></th><th></th><th>BS</th><th>BA</th><th></th><th></th></tr> </thead> <tbody> <tr><td>14 McKenna Warnock</td><td>F 18:28</td><td>4-6</td><td>1-2</td><td>0-0</td><td>0 5 5</td><td>0 0</td><td>9</td><td>2</td><td>0</td><td>1</td><td>0</td><td>0</td><td>20</td><td></td></tr> <tr><td>25 Monika Czinzano</td><td>C 22:36</td><td>7-10</td><td>0-0</td><td>0-0</td><td>4 4 0</td><td>0 0</td><td>14</td><td>1</td><td>3</td><td>1</td><td>1</td><td>0</td><td>33</td><td></td></tr> <tr><td>20 Kate Martin</td><td>G 20:32</td><td>4-5</td><td>1-2</td><td>2-2</td><td>0 8 8</td><td>2 2</td><td>11</td><td>1</td><td>0</td><td>0</td><td>0</td><td>0</td><td>28</td><td></td></tr> <tr><td>22 Caitlin Clark</td><td>G 31:35</td><td>9-17</td><td>2-6</td><td>3-3</td><td>7 10 17</td><td>3 3</td><td>23</td><td>14</td><td>4</td><td>2</td><td>1</td><td>0</td><td>41</td><td></td></tr> <tr><td>24 Gabbie Marshall</td><td>G 19:15</td><td>1-2</td><td>1-2</td><td>0-2</td><td>0 2 2</td><td>3 1</td><td>3</td><td>4</td><td>0</td><td>0</td><td>0</td><td>0</td><td>28</td><td></td></tr> <tr><td>1 Molly Davis</td><td>19:00</td><td>2-3</td><td>0-1</td><td>3-3</td><td>1 0 1</td><td>1 2</td><td>7</td><td>0</td><td>1</td><td>1</td><td>0</td><td>0</td><td>15</td><td></td></tr> <tr><td>45 Hannah Stuelke</td><td>20:24</td><td>4-5</td><td>0-0</td><td>1-2</td><td>0 8 8</td><td>2 3</td><td>9</td><td>1</td><td>2</td><td>0</td><td>1</td><td>0</td><td>26</td><td></td></tr> <tr><td>3 Sydney Afoltor</td><td>17:10</td><td>0-2</td><td>0-1</td><td>0-0</td><td>1 6 7</td><td>1 0</td><td>0</td><td>3</td><td>1</td><td>1</td><td>1</td><td>0</td><td>18</td><td></td></tr> <tr><td>2 Taylor McCabe</td><td>12:14</td><td>2-4</td><td>2-4</td><td>0-0</td><td>0 0 0</td><td>1 0</td><td>6</td><td>1</td><td>1</td><td>0</td><td>0</td><td>0</td><td>7</td><td></td></tr> <tr><td>13 Shalash Wetering</td><td>06:05</td><td>1-3</td><td>0-1</td><td>0-0</td><td>1 1 2</td><td>0 0</td><td>2</td><td>0</td><td>0</td><td>0</td><td>0</td><td>0</td><td>3</td><td></td></tr> <tr><td>44 Addison O'Grady</td><td>02:19</td><td>2-2</td><td>0-0</td><td>0-0</td><td>0 0 0</td><td>1 0</td><td>4</td><td>0</td><td>0</td><td>0</td><td>0</td><td>0</td><td>3</td><td></td></tr> <tr><td>34 AJ Ediger</td><td>04:04</td><td>2-3</td><td>0-0</td><td>1-2</td><td>1 0 1</td><td>0 2</td><td>5</td><td>0</td><td>0</td><td>0</td><td>0</td><td>0</td><td>0</td><td></td></tr> <tr><td>40 Sharon Goodman</td><td>03:38</td><td>1-3</td><td>0-0</td><td>0-0</td><td>1 1 0</td><td>0 0</td><td>2</td><td>1</td><td>0</td><td>1</td><td>0</td><td>0</td><td>-1</td><td></td></tr> <tr><td>32 Jada Gyamfi</td><td>02:40</td><td>0-1</td><td>0-0</td><td>0-0</td><td>0 0 0</td><td>0 0</td><td>0</td><td>0</td><td>0</td><td>0</td><td>0</td><td>0</td><td>-2</td><td></td></tr> <tr><td>Team</td><td></td><td></td><td></td><td></td><td>1 1 2</td><td>0</td><td>0</td><td>0</td><td>0</td><td>0</td><td>0</td><td>0</td><td>0</td><td></td></tr> <tr><td>Totals</td><td></td><td>39-66</td><td>7-19</td><td>10-14</td><td>8 43 51</td><td>12 13</td><td>95</td><td>28</td><td>13</td><td>7</td><td>4</td><td>1</td><td>44</td><td></td></tr> </tbody> </table>															NO. Name	Min	FG	3P	FT	Rebounds	Fouls	TP	AS	TO	ST	Blocks	BS	BA	+/-			M-A	M-A	M-A	OR DR TOT	PF					BS	BA			14 McKenna Warnock	F 18:28	4-6	1-2	0-0	0 5 5	0 0	9	2	0	1	0	0	20		25 Monika Czinzano	C 22:36	7-10	0-0	0-0	4 4 0	0 0	14	1	3	1	1	0	33		20 Kate Martin	G 20:32	4-5	1-2	2-2	0 8 8	2 2	11	1	0	0	0	0	28		22 Caitlin Clark	G 31:35	9-17	2-6	3-3	7 10 17	3 3	23	14	4	2	1	0	41		24 Gabbie Marshall	G 19:15	1-2	1-2	0-2	0 2 2	3 1	3	4	0	0	0	0	28		1 Molly Davis	19:00	2-3	0-1	3-3	1 0 1	1 2	7	0	1	1	0	0	15		45 Hannah Stuelke	20:24	4-5	0-0	1-2	0 8 8	2 3	9	1	2	0	1	0	26		3 Sydney Afoltor	17:10	0-2	0-1	0-0	1 6 7	1 0	0	3	1	1	1	0	18		2 Taylor McCabe	12:14	2-4	2-4	0-0	0 0 0	1 0	6	1	1	0	0	0	7		13 Shalash Wetering	06:05	1-3	0-1	0-0	1 1 2	0 0	2	0	0	0	0	0	3		44 Addison O'Grady	02:19	2-2	0-0	0-0	0 0 0	1 0	4	0	0	0	0	0	3		34 AJ Ediger	04:04	2-3	0-0	1-2	1 0 1	0 2	5	0	0	0	0	0	0		40 Sharon Goodman	03:38	1-3	0-0	0-0	1 1 0	0 0	2	1	0	1	0	0	-1		32 Jada Gyamfi	02:40	0-1	0-0	0-0	0 0 0	0 0	0	0	0	0	0	0	-2		Team					1 1 2	0	0	0	0	0	0	0	0		Totals		39-66	7-19	10-14	8 43 51	12 13	95	28	13	7	4	1	44		<table border="1"> <thead> <tr> <th>NO. Name</th><th>Min</th><th>FG</th><th>3P</th><th>FT</th><th>Rebounds</th><th>Fouls</th><th>TP</th><th>AS</th><th>TO</th><th>ST</th><th>Blocks</th><th>BS</th><th>BA</th><th>+/-</th></tr> <tr> <th></th><th></th><th>M-A</th><th>M-A</th><th>M-A</th><th>OR DR TOT</th><th>PF</th><th></th><th></th><th></th><th></th><th>BS</th><th>BA</th><th></th><th></th></tr> </thead> <tbody> <tr><td>14 McKenna Warnock</td><td>F 27:31</td><td>5-8</td><td>2-4</td><td>2-2</td><td>2 9 11</td><td>4 4</td><td>12</td><td>1</td><td>2</td><td>0</td><td>1</td><td>0</td><td>-4</td><td></td></tr> <tr><td>25 Monika Czinzano</td><td>C 26:17</td><td>3-6</td><td>0-0</td><td>0-0</td><td>1 6 7</td><td>5 3</td><td>6</td><td>2</td><td>4</td><td>0</td><td>1</td><td>0</td><td>-10</td><td></td></tr> <tr><td>20 Kate Martin</td><td>G 35:14</td><td>2-7</td><td>0-4</td><td>2-2</td><td>1 6 7</td><td>4 1</td><td>6</td><td>1</td><td>1</td><td>0</td><td>0</td><td>0</td><td>4</td><td></td></tr> <tr><td>22 Caitlin Clark</td><td>G 39:27</td><td>12-28</td><td>3-11</td><td>8-11</td><td>1 3 4</td><td>4 7</td><td>35</td><td>10</td><td>8</td><td>2</td><td>0</td><td>0</td><td>-9</td><td></td></tr> <tr><td>24 Gabbie Marshall</td><td>G 36:36</td><td>1-2</td><td>1-1</td><td>0-0</td><td>0 0 0</td><td>2 2</td><td>3</td><td>2</td><td>1</td><td>2</td><td>0</td><td>0</td><td>-2</td><td></td></tr> <tr><td>1 Molly Davis</td><td>04:39</td><td>0-2</td><td>0-2</td><td>0-0</td><td>0 1 1</td><td>2 0</td><td>0</td><td>0</td><td>0</td><td>0</td><td>0</td><td>0</td><td>-8</td><td></td></tr> <tr><td>3 Sydney Afoltor</td><td>06:54</td><td>1-3</td><td>0-1</td><td>0-0</td><td>1 2 3</td><td>0 0</td><td>2</td><td>0</td><td>1</td><td>0</td><td>0</td><td>0</td><td>-1</td><td></td></tr> <tr><td>45 Hannah Stuelke</td><td>21:05</td><td>5-5</td><td>0-0</td><td>0-8</td><td>1 2 3</td><td>2 5</td><td>10</td><td>0</td><td>1</td><td>0</td><td>0</td><td>0</td><td>-8</td><td></td></tr> <tr><td>44 Addison O'Grady</td><td>02:17</td><td>1-1</td><td>0-0</td><td>0-0</td><td>0 0 0</td><td>1 0</td><td>2</td><td>1</td><td>0</td><td>0</td><td>0</td><td>0</td><td>-1</td><td></td></tr> <tr><td>Team</td><td></td><td></td><td></td><td></td><td>2 0 2</td><td>0</td><td>0</td><td>0</td><td>0</td><td>0</td><td>0</td><td>0</td><td>0</td><td></td></tr> <tr><td>Totals</td><td></td><td>30-62</td><td>6-23</td><td>12-23</td><td>9 29 38</td><td>24 20</td><td>78</td><td>17</td><td>18</td><td>4</td><td>4</td><td>3</td><td>-9</td><td></td></tr> </tbody> </table>															NO. Name	Min	FG	3P	FT	Rebounds	Fouls	TP	AS	TO	ST	Blocks	BS	BA	+/-			M-A	M-A	M-A	OR DR TOT	PF					BS	BA			14 McKenna Warnock	F 27:31	5-8	2-4	2-2	2 9 11	4 4	12	1	2	0	1	0	-4		25 Monika Czinzano	C 26:17	3-6	0-0	0-0	1 6 7	5 3	6	2	4	0	1	0	-10		20 Kate Martin	G 35:14	2-7	0-4	2-2	1 6 7	4 1	6	1	1	0	0	0	4		22 Caitlin Clark	G 39:27	12-28	3-11	8-11	1 3 4	4 7	35	10	8	2	0	0	-9		24 Gabbie Marshall	G 36:36	1-2	1-1	0-0	0 0 0	2 2	3	2	1	2	0	0	-2		1 Molly Davis	04:39	0-2	0-2	0-0	0 1 1	2 0	0	0	0	0	0	0	-8		3 Sydney Afoltor	06:54	1-3	0-1	0-0	1 2 3	0 0	2	0	1	0	0	0	-1		45 Hannah Stuelke	21:05	5-5	0-0	0-8	1 2 3	2 5	10	0	1	0	0	0	-8		44 Addison O'Grady	02:17	1-1	0-0	0-0	0 0 0	1 0	2	1	0	0	0	0	-1		Team					2 0 2	0	0	0	0	0	0	0	0		Totals		30-62	6-23	12-23	9 29 38	24 20	78	17	18	4	4	3	-9	
NO. Name	Min	FG	3P	FT	Rebounds	Fouls	TP	AS	TO	ST	Blocks	BS	BA	+/-																																																																																																																																																																																																																																																																																																																																																																																																																																																																																																
		M-A	M-A	M-A	OR DR TOT	PF					BS	BA																																																																																																																																																																																																																																																																																																																																																																																																																																																																																																		
14 McKenna Warnock	F 18:28	4-6	1-2	0-0	0 5 5	0 0	9	2	0	1	0	0	20																																																																																																																																																																																																																																																																																																																																																																																																																																																																																																	
25 Monika Czinzano	C 22:36	7-10	0-0	0-0	4 4 0	0 0	14	1	3	1	1	0	33																																																																																																																																																																																																																																																																																																																																																																																																																																																																																																	
20 Kate Martin	G 20:32	4-5	1-2	2-2	0 8 8	2 2	11	1	0	0	0	0	28																																																																																																																																																																																																																																																																																																																																																																																																																																																																																																	
22 Caitlin Clark	G 31:35	9-17	2-6	3-3	7 10 17	3 3	23	14	4	2	1	0	41																																																																																																																																																																																																																																																																																																																																																																																																																																																																																																	
24 Gabbie Marshall	G 19:15	1-2	1-2	0-2	0 2 2	3 1	3	4	0	0	0	0	28																																																																																																																																																																																																																																																																																																																																																																																																																																																																																																	
1 Molly Davis	19:00	2-3	0-1	3-3	1 0 1	1 2	7	0	1	1	0	0	15																																																																																																																																																																																																																																																																																																																																																																																																																																																																																																	
45 Hannah Stuelke	20:24	4-5	0-0	1-2	0 8 8	2 3	9	1	2	0	1	0	26																																																																																																																																																																																																																																																																																																																																																																																																																																																																																																	
3 Sydney Afoltor	17:10	0-2	0-1	0-0	1 6 7	1 0	0	3	1	1	1	0	18																																																																																																																																																																																																																																																																																																																																																																																																																																																																																																	
2 Taylor McCabe	12:14	2-4	2-4	0-0	0 0 0	1 0	6	1	1	0	0	0	7																																																																																																																																																																																																																																																																																																																																																																																																																																																																																																	
13 Shalash Wetering	06:05	1-3	0-1	0-0	1 1 2	0 0	2	0	0	0	0	0	3																																																																																																																																																																																																																																																																																																																																																																																																																																																																																																	
44 Addison O'Grady	02:19	2-2	0-0	0-0	0 0 0	1 0	4	0	0	0	0	0	3																																																																																																																																																																																																																																																																																																																																																																																																																																																																																																	
34 AJ Ediger	04:04	2-3	0-0	1-2	1 0 1	0 2	5	0	0	0	0	0	0																																																																																																																																																																																																																																																																																																																																																																																																																																																																																																	
40 Sharon Goodman	03:38	1-3	0-0	0-0	1 1 0	0 0	2	1	0	1	0	0	-1																																																																																																																																																																																																																																																																																																																																																																																																																																																																																																	
32 Jada Gyamfi	02:40	0-1	0-0	0-0	0 0 0	0 0	0	0	0	0	0	0	-2																																																																																																																																																																																																																																																																																																																																																																																																																																																																																																	
Team					1 1 2	0	0	0	0	0	0	0	0																																																																																																																																																																																																																																																																																																																																																																																																																																																																																																	
Totals		39-66	7-19	10-14	8 43 51	12 13	95	28	13	7	4	1	44																																																																																																																																																																																																																																																																																																																																																																																																																																																																																																	
NO. Name	Min	FG	3P	FT	Rebounds	Fouls	TP	AS	TO	ST	Blocks	BS	BA	+/-																																																																																																																																																																																																																																																																																																																																																																																																																																																																																																
		M-A	M-A	M-A	OR DR TOT	PF					BS	BA																																																																																																																																																																																																																																																																																																																																																																																																																																																																																																		
14 McKenna Warnock	F 27:31	5-8	2-4	2-2	2 9 11	4 4	12	1	2	0	1	0	-4																																																																																																																																																																																																																																																																																																																																																																																																																																																																																																	
25 Monika Czinzano	C 26:17	3-6	0-0	0-0	1 6 7	5 3	6	2	4	0	1	0	-10																																																																																																																																																																																																																																																																																																																																																																																																																																																																																																	
20 Kate Martin	G 35:14	2-7	0-4	2-2	1 6 7	4 1	6	1	1	0	0	0	4																																																																																																																																																																																																																																																																																																																																																																																																																																																																																																	
22 Caitlin Clark	G 39:27	12-28	3-11	8-11	1 3 4	4 7	35	10	8	2	0	0	-9																																																																																																																																																																																																																																																																																																																																																																																																																																																																																																	
24 Gabbie Marshall	G 36:36	1-2	1-1	0-0	0 0 0	2 2	3	2	1	2	0	0	-2																																																																																																																																																																																																																																																																																																																																																																																																																																																																																																	
1 Molly Davis	04:39	0-2	0-2	0-0	0 1 1	2 0	0	0	0	0	0	0	-8																																																																																																																																																																																																																																																																																																																																																																																																																																																																																																	
3 Sydney Afoltor	06:54	1-3	0-1	0-0	1 2 3	0 0	2	0	1	0	0	0	-1																																																																																																																																																																																																																																																																																																																																																																																																																																																																																																	
45 Hannah Stuelke	21:05	5-5	0-0	0-8	1 2 3	2 5	10	0	1	0	0	0	-8																																																																																																																																																																																																																																																																																																																																																																																																																																																																																																	
44 Addison O'Grady	02:17	1-1	0-0	0-0	0 0 0	1 0	2	1	0	0	0	0	-1																																																																																																																																																																																																																																																																																																																																																																																																																																																																																																	
Team					2 0 2	0	0	0	0	0	0	0	0																																																																																																																																																																																																																																																																																																																																																																																																																																																																																																	
Totals		30-62	6-23	12-23	9 29 38	24 20	78	17	18	4	4	3	-9																																																																																																																																																																																																																																																																																																																																																																																																																																																																																																	
Technical Fouls: NONE															Technical Fouls: NONE																																																																																																																																																																																																																																																																																																																																																																																																																																																																																															

IOWA

BASKETBALL

@IOWAWBB

BOX SCORES (GAMES 25-28)



Official Basketball Box Score - Final
Rutgers at Iowa
 02/12/23 Carver-Hawkeye Arena, Iowa City
 2022-23 Women's Basketball

Game Time: 2:00 PM
 Game Duration: 1:48
 Attendance: 13,150

Officials: Kevin Pethel, Bryan Entenris, Kelsey Reynolds

Rutgers - 57

Record: 10-16 (4-10)

NO.	Name	Min	FG		3P		FT		Rebounds		Fouls		TP	AS	TO	ST	Blocks			+/-	
			M-A	M-A	M-A	M-A	OR	DR	PF	FD	BS	BA					BB				
20	Erica Lafayette	F 19:05	3-7	0-3	0-0	2-2	4-4	0-0	6	0	2	0	0	0	0	0	0	0	0	0	-31
54	Chyna Cornwell	F 19:18	2-5	0-0	0-0	1-2	3-3	0-0	4	0	2	1	0	0	0	0	0	0	0	-24	
22	Kassandra Brown	C 28:09	3-10	0-1	0-0	2-1	3-3	2-6	0	0	3	1	0	1	0	0	0	0	0	-34	
2	Kaylene Smikle	G 32:28	9-14	2-4	8-8	2-3	5-5	2-6	28	0	2	5	1	0	0	0	0	0	0	-36	
11	Awa Sidibe	G 30:22	1-7	0-0	2-2	0-0	1-1	3-1	4	1	1	0	1	0	1	0	0	0	0	-37	
24	Kai Carter	29:00	3-12	0-2	0-0	0-0	0-0	2-1	6	3	2	1	0	0	0	0	0	0	0	-45	
4	Antonia Bates	30:28	0-4	0-0	0-0	0-3	3-3	0-0	0	2	1	0	0	0	0	0	0	0	0	-42	
31	Abby Streeter	11:10	1-3	1-3	0-0	0-0	0-0	1-0	3	0	0	0	0	0	0	0	0	0	0	-21	
Team									0	1	0	0	0	0	0	0	0	0	0		
Totals			22-62	3-17	10-10	7	13	20	17	10	57	6	15	8	2	2	2	2	2	-54	

Technical Fouls: Carter 3rd 8:44

Shooting By Period	
1 st FG%	7-16 43.8%
3PT%	1-5 20.0%
FT%	3-3 100%
2 nd FG%	3-14 21.4%
3PT%	2-6 33.3%
FT%	2-2 100%
3 rd FG%	6-18 33.3%
3PT%	0-2 0.0%
FT%	2-2 100%
4 th FG%	6-14 42.9%
3PT%	0-4 0.0%
FT%	3-3 100%
GM FG%	22-62 35.5%
3PT%	3-17 17.6%
FT%	10-10 100.0%

Dead Ball Rebounds: 0



Official Basketball Box Score - Final
Wisconsin at Iowa
 02/15/23 Carver-Hawkeye Arena, Iowa City
 2022-23 Women's Basketball

Game Time: 6:30 PM
 Game Duration: 1:58
 Attendance: 10,512

Officials: Lisa Jones, Doug Knight, Heynya Seales

Wisconsin - 61

Record: 8-19 (3-12)

NO.	Name	Min	FG		3P		FT		Rebounds		Fouls		TP	AS	TO	ST	Blocks			+/-
			M-A	M-A	M-A	M-A	OR	DR	PF	FD	BS	BA					BB			
25	Sarah Williams	F 14:45	3-4	0-0	1-2	1-4	5-4	2-2	7	2	3	0	0	0	0	0	0	0	0	2
3	Brooke Schramek	G 29:52	4-12	1-5	0-0	0-2	2-2	3-3	9	1	2	2	0	0	0	0	0	0	0	-29
5	Julie Pospisilova	G 33:18	7-13	2-4	0-0	0-2	2-2	1-1	2	16	2	4	2	0	0	0	0	0	0	-23
11	Maly Wilke	G 33:00	4-10	2-7	0-0	2-1	3-1	2-10	3	3	1	0	0	0	0	0	0	0	0	-31
12	Avery LaBarbera	G 33:01	2-8	1-5	2-2	0-4	4-1	1-7	5	2	2	2	0	0	0	0	0	0	0	-19
15	Sarika Cappelano	30:45	3-7	1-5	2-2	1-2	3-3	1-2	9	2	1	0	1	0	0	0	0	0	0	-29
24	Natalie Lauszinger	11:39	1-2	1-2	0-0	0-0	0-0	0-0	0	0	0	0	0	0	0	0	0	0	0	-9
41	Sara Stapleton	04:39	0-0	0-0	0-0	0-0	0-0	0-0	0	0	0	0	0	0	0	0	0	0	0	-4
13	Ronnita Porter	05:29	0-2	0-1	0-0	1-0	1-0	0-0	0	0	0	0	0	0	0	0	0	0	0	-6
44	Mary Ferrito	03:32	0-1	0-1	0-0	0-0	0-0	0-0	0	0	0	0	0	0	0	0	0	0	0	-2
Team									2	2	4	0	0	0	0	0	0	0	0	
Totals			24-59	8-30	5-6	7	17	24	11	12	61	17	16	7	4	3	3	3	3	-30

Technical Fouls: NONE

Shooting By Period	
1 st FG%	7-14 50.0%
3PT%	2-7 28.6%
FT%	0-0 0%
2 nd FG%	5-16 31.3%
3PT%	2-7 28.6%
FT%	4-4 100%
3 rd FG%	7-15 46.7%
3PT%	2-7 28.6%
FT%	4-4 100%
4 th FG%	5-14 35.7%
3PT%	2-9 22.2%
FT%	1-2 50%
GM FG%	24-59 40.7%
3PT%	8-30 26.7%
FT%	5-6 83.3%

Dead Ball Rebounds: 1

Iowa - 111

Record: 20-5 (12-2)

NO.	Name	Min	FG		3P		FT		Rebounds		Fouls		TP	AS	TO	ST	Blocks			+/-
			M-A	M-A	M-A	M-A	OR	DR	PF	FD	BS	BA					BB			
14	McKenna Warnock	F 13:52	3-6	1-2	0-0	2-2	2-2	0-0	7	0	1	0	0	0	0	0	0	0	0	30
25	Monika Czinano	C 15:52	4-7	0-0	6-6	2-3	5-5	2-5	14	0	0	0	0	0	0	0	0	0	0	22
20	Kate Martin	G 14:09	3-3	0-0	0-0	5-5	2-2	0-0	6	5	0	0	0	0	0	0	0	0	0	29
22	Caitlin Clark	G 20:37	4-7	2-4	5-6	0-4	4-4	0-2	15	3	3	0	0	0	0	0	0	0	0	47
24	Gabbie Marshall	G 17:48	3-4	2-2	0-0	1-1	0-0	0-0	8	3	0	2	0	0	0	0	0	0	0	24
45	Hannah Stuelke	12:30	4-6	0-0	2-4	3-2	5-5	0-2	10	0	1	2	0	0	0	0	0	0	0	22
1	Molly Davis	27:46	5-7	2-4	5-5	1-1	2-2	1-2	17	2	1	1	1	0	0	0	0	0	0	29
3	Sydney Afolter	18:04	2-4	0-1	2-2	2-2	4-1	1-1	6	6	1	0	0	0	0	0	0	0	0	26
2	Taylor McCabe	17:34	4-7	4-7	0-0	3-3	0-2	1-2	0	0	0	0	0	0	0	0	0	0	0	17
13	Shateah Wetering	17:40	1-4	0-1	0-0	1-1	2-2	0-0	2	2	2	0	0	0	0	0	0	0	0	16
44	Addison O'Grady	09:00	3-3	0-0	0-0	3-3	1-1	6-6	0	2	0	0	0	0	0	0	0	0	0	10
23	Jada Gyamfi	07:34	1-1	1-1	1-2	0-1	1-1	0-1	4	1	0	0	0	0	0	0	0	0	0	-1
34	AJ Ediger	03:47	1-2	0-0	0-0	1-1	2-2	0-0	2	0	0	0	0	0	0	0	0	0	0	-7
40	Sharon Goodman	03:47	1-1	0-0	0-0	0-0	0-0	0-0	0	2	0	0	0	0	0	0	0	0	0	6
Team									1	4	5	0	0	0	0	0	0	0	0	
Totals			39-62	12-22	21-25	11	33	44	10	16	111	29	12	9	2	2	5	4	5	

Technical Fouls: NONE

Shooting By Period	
1 st FG%	9-16 56.3%
3PT%	3-5 60.0%
FT%	8-11 72.7%
2 nd FG%	12-20 60.0%
3PT%	2-6 33.3%
FT%	5-5 100%
3 rd FG%	13-17 76.5%
3PT%	6-8 75.0%
FT%	5-5 100%
4 th FG%	5-9 55.6%
3PT%	1-3 33.3%
FT%	3-4 75%
GM FG%	39-62 62.9%
3PT%	12-22 54.5%
FT%	21-25 84.0%

Dead Ball Rebounds: 3

Biggest lead	RU		UI		Points from Turnovers	RU	UI	Period by Period Scoring					
	0 (1 st 10:00)	57 (3 rd 0:28)	0	0				1st	2nd	3rd	4th	TOT	
Best Scoring Run	7 (4 th 4:08)		13 (3 rd 3:16)		Paint	26	54	RU	18	10	14	15	57
Lead Changes	0		0		Second Chance	8	19	UI	29	31	37	14	111
Times Tied	0		0		Fast Breaks	8	35						
Time with Lead	00:00	39:32	Bench	9	61								

Iowa - 91

Record: 21-5 (13-2)

NO.	Name	Min	FG		3P		FT		Rebounds		Fouls		TP	AS	TO	ST	Blocks			+/-
			M-A	M-A	M-A	M-A	OR	DR	PF	FD	BS	BA					BB			
14	McKenna Warnock	F 28:05	7-11	1-4	1-3	1-2	3-3	1-2	16	4	2	2	1	0	1	21	0	0	0	21
25	Monika Czinano	C 20:40	8-11	0-0	3-4	2-4	6-6	2-2	19	3	0	0	1	2	22	0	0	0	0	22
20	Kate Martin	G 22:36	3-5	1-3	0-0	0-2	2-2	1-7	4	3	1	0	0	0	0	0	0	0	0	19
22	Caitlin Clark	G 28:49	9-12	4-7	2-2	0-6	6-6	0-2	24	8	3	0	0	0	0	0	0	0	0	34
24	Gabbie Marshall	G 23:51	1-3	1-2	0-0	0-2	2-2	1-0	3	1	0	0	0	0	0	0	0	0	0	11
1	Molly Davis	21:56	1-3	0-1	0-0	0-2	3-3	0-0	2	3	0	0	0	0	0	0	0	0	0	18
45	Hannah Stuelke	15:56																		

IOWA BASKETBALL

@IOWAWBB

BOX SCORES (GAMES 29-32)



Official Basketball Box Score - Final
Indiana at Iowa
02/28/23 Carver-Hawkeye Arena, Iowa City
2022-23 Women's Basketball

Game Time: 7:00 PM
Game Duration: 1:54
Attendance: 15,656

Officials: Jesse Dickerson, Natasha Camy, Mark Resch

Indiana - 85		Record: 26-2 (16-2)										Shooting By Period																							
NO.	Name	Min	FG	3P	FT	Rebounds	Fouls	TP	AS	TO	ST	Blocks	BS	BA	+/	1 st	2 nd	3 rd	4 th	GM	FT%														
			M-A	M-A	M-A	OR	DR	FF	FD							FG%	3P%	FT%	Reb	Fouls	TP	AS	TO	ST	Blocks	BS	BA	+/	FG%	3P%	FT%				
54	Mackenzie Holmes	F	37:23	8-10	0-0	5-6	1 5 6	4 4 4	2 1 2	4 1 1	0 0 2	1 1 0	0 0 2	1 st	FG% 8-17	47.1%																			
12	Yarden Garzon	G	36:22	1-6	1-5	4-4	1 13 14	2 2 2	7 1 0	3 0 1	0 0 0	1 0 0	6	3 rd	FG% 1-6	16.7%																			
22	Chloe Moore-McNeil	G	33:33	6-12	2-5	4-4	2 1 3	4 5 18	3 0 1	0 0 0	0 0 3	0 0 0	3	4 th	FG% 6-14	57.1%																			
33	Sydney Parrish	G	33:16	6-12	3-7	3-3	2 3 5	4 2 18	2 3 1	0 0 2	2 0 0	0 0 0	3	GM	FG%	6-12	50.0%																		
34	Grace Berger	G	35:18	8-15	0-2	0-0	1 3 4	2 4 16	8 1 0	0 0 0	0 0 0	0 0 0	3	FT%	3-7	42.9%																			
14	Sara Scalia	G	21:27	2-8	1-5	0-0	0 3 3	0 0 0	5 1 0	0 0 0	0 0 0	0 0 0	0	FT%	1-1	100%																			
52	Lily Meister	02:37	0-0	0-0	0-0	0 0 0	0 0 0	0 0 0	0 0 0	0 0 0	0 0 0	0 0 0	0	3 rd	FG%	7-18	38.9%																		
21	Henna Sandvik	00:04	0-0	0-0	0-0	0 0 0	0 0 0	0 0 0	0 0 0	0 0 0	0 0 0	0 0 0	0	4 th	FG%	8-14	57.1%																		
Team							0 1 1																												
Totals			31-63	7-24	16-17	7 29 36	16 17 85	17 8 6	2 2 1																										

Technical Fouls: NONE

Dead Ball Rebounds: 0

Iowa - 86		Record: 23-6 (15-3)										Shooting By Period																							
NO.	Name	Min	FG	3P	FT	Rebounds	Fouls	TP	AS	TO	ST	Blocks	BS	BA	+/	1 st	2 nd	3 rd	4 th	GM	FT%														
			M-A	M-A	M-A	OR	DR	FF	FD							FG%	3P%	FT%	Reb	Fouls	TP	AS	TO	ST	Blocks	BS	BA	+/	FG%	3P%	FT%				
14	McKenna Warnock	F	35:02	3-7	2-5	0-0	0 3 3	4 0 8	1 2 0	2 1 0	2 1 6	0 0 0	1	1 st	FG%	9-14	64.3%																		
25	Monika Czinano	C	32:46	4-8	0-0	5-5	2 7 9	4 3 13	1 1 1	1 0 0	1 1	0 0 1	1	3 rd	FG%	4-7	57.1%																		
20	Kate Martin	G	28:10	6-9	3-4	4-5	0 1 1	4 3 19	4 1 0	0 0 1	1 12	0 0 0	1	4 th	FG%	6-15	40.0%																		
22	Caitlin Clark	G	37:52	12-22	4-12	6-8	0 9 9	3 6 34	9 2 1	0 0 0	1 17	0 0 0	1	GM	FG%	6-15	40.0%																		
24	Gabbie Marshall	G	33:37	3-5	2-4	0-0	0 0 0	0 1 8	1 1 1	0 0 0	2 2	0 0 0	2	FT%	3-4	75%																			
1	Molly Davis	12:12	1-3	0-1	0-0	0 0 0	0 2 2	1 0 1	0 1 0	0 0 0	-2	0 0 0	0	3 rd	FG%	2-8	25.0%																		
45	Hannah Stuelke	12:12	1-2	0-0	0-2	1 4 5	1 1 2	1 0 1	0 1 0	0 0 0	-5	0 0 0	0	4 th	FG%	9-14	64.3%																		
3	Sydney Afolter	08:09	0-2	0-2	0-0	0 0 0	1 0 0	1 0 0	0 0 0	0 0 0	-10	0 0 0	0	FT%	7-8	87.5%																			
Team							0 1 1																												
Totals			30-58	11-28	15-20	3 25 28	17 16 86	18 7 5	2 2 1																										

Technical Fouls: NONE

Dead Ball Rebounds: 1

IOWA		IOWA		Points from		Turnovers		Paint		Second Chance		Fast Breaks		Bench			
Biggest lead	2 (1 st 9:34)	11 (1 st 7:28)	Points from	Turnovers	6 15	Paint	28 32	Second Chance	8 7	Fast Breaks	7 18	Bench	5 4				
Best Scoring Run	8 (2 nd 2:20)	13 (1 st 7:28)	1st	2nd	3rd	4th	TOT	1st	2nd	3rd	4th	TOT	1st	2nd	3rd	4th	TOT
Lead Changes	9		IU	18	21	19	27	85									
Times Tied	4		IU	23	17	21	25	86									
Time with Lead	02:31	35:22															



Official Basketball Box Score - Final
Purdue at Iowa
02/28/23 Carver-Hawkeye Arena, Iowa City
2022-23 Women's Basketball

Game Time: 8:00 PM
Game Duration: 1:34
Attendance: 13,404

Officials: Dan Hill, Jodie Drummond, Arge Ebrahimi

Purdue - 89		Record: 19-19										Shooting By Period																						
NO.	Name	Min	FG	3P	FT	Rebounds	Fouls	TP	AS	TO	ST	Blocks	BS	BA	+/	1 st	2 nd	3 rd	4 th	GM	FT%													
			M-A	M-A	M-A	OR	DR	FF	FD							FG%	3P%	FT%	Reb	Fouls	TP	AS	TO	ST	Blocks	BS	BA	+/	FG%	3P%	FT%			
34	Caitlyn Harper	F	15:27	2-5	1-3	0-0	0 1 1	2 0 5	0 1 0	0 0 0	-8	0 0 0	0	1 st	FG%	4-16	25.0%																	
5	Cassidy Hardin	G	32:41	2-8	2-7	0-0	0 2 2	2 0 6	2 0 1	2 1 1	-14	0 0 0	0	3 rd	FG%	0-7	0.0%																	
10	Jeanne Terry	G	32:06	2-13	0-0	2-4	5 7 12	0 2 6	5 3 1	1 0 0	-7	0 0 0	0	2 nd	FG%	6-15	40.0%																	
11	Lasha Petree	G	21:05	2-11	1-7	2-2	1 2 3	1 2 7	1 1 0	0 0 1	-6	0 0 0	0	3 rd	FG%	1-4	25.0%																	
23	Abbey Ellis	G	26:34	3-8	2-6	0-0	0 1 1	3 2 8	1 1 2	1 0 0	-11	0 0 0	0	4 th	FG%	2-4	50%																	
33	Madison Layden	19:22	2-4	0-2	2-2	0 4 4	5 1 6	1 1 2	1 0 0	-4	0 0 0	0	GM	FG%	5-16	31.3%																		
35	Rickie Woltman	19:08	2-3	0-0	0-0	3 5 8	1 1 4	0 2 0	2 0 0	-7	0 0 0	0	FT%	2-3	66.7%																			
3	Jayla Smith	25:18	7-13	2-3	0-0	3 2 5	0 0 16	0 0 0	2 1 1	-3	0 0 0	0	3 rd	FG%	7-19	36.8%																		
14	Ava Leam	08:19	0-1	0-0	0-0	1 0 1	3 0 0	0 0 0	2 0 0	0 0 0	0	0 0 0	0	4 th	FG%	4-10	40.0%																	
Team							0 0 0																											
Totals			22-66	8-28	6-8	13 24 37	17 8 56	10 14	6 9 3	-11																								

Technical Fouls: NONE

Dead Ball Rebounds: 2

IOWA		IOWA		Points from		Turnovers		Paint		Second Chance		Fast Breaks		Bench			
Biggest lead	1 (3 rd 6:27)	15 (4 th 6:28)	Points from	Turnovers	11 14	Paint	22 28	Second Chance	16 8	Fast Breaks	8 16	Bench	28 8				
Best Scoring Run	6 (3 rd 7:58)	7 (3 rd 6:35)	1st	2nd	3rd	4th	TOT	1st	2nd	3rd	4th	TOT	1st	2nd	3rd	4th	TOT
Lead Changes	2		IOWA	18	10	15	18	88									
Times Tied	2		IOWA	19	10	16	24	86									
Time with Lead	01:02	37:50															

Technical Fouls: Clark 2, O'Grady 2

Dead Ball Rebounds: 0

IOWA		IOWA		Points from		Turnovers		Paint		Second Chance		Fast Breaks		Bench	
Biggest lead	1 (3 rd 6:27)	15 (4 th 6:28)	Points from	Turnovers	11 14	Paint	22 28	Second Chance	16 8	Fast Breaks	8 16	Bench	28 8		
Best Scoring Run	6 (3 rd 7:58)	7													

IOWA

BASKETBALL

@IOWAWBB

BOX SCORES (GAMES 33-36)



Official Basketball Box Score - Final
Southeastern La. at Iowa
 03/17/23 Carver-Hawkeye Arena, Iowa City
 2022-23 Women's Basketball

Game Time: 3:00 PM
 Game Duration: 1:48
 Attendance: 14,382



Official Basketball Box Score - Final
Georgia at Iowa
 03/19/23 Carver-Hawkeye Arena, Iowa City
 2022-23 Women's Basketball

Game Time: 5:00 PM
 Game Duration: 1:58
 Attendance: 14,188

Officials: Jesse Dickerson, Kimberly Hobbs, Keynya Seales

NO.	Name	Min	FG			3P			FT			Rebounds		Fouls		TP	AS	ST	Blocks	+/-
			M-A	M-A	M-A	M-A	M-A	M-A	M-A	OR	DR	OR	DR	PF	FD					
35	Natalie Kelly	16:51	1-1	0-0	0-0	2-2	4-4	0-0	2-2	0-0	2-2	0-0	2-0	0-0	0-0	2-0	0-0	0-0	0-0	-29
1	Jen Pierre	24:09	2-10	0-1	1-2	1-2	2-3	4-1	5-3	1-1	7-2	0-0	2-0	0-0	2-16	0-0	0-0	0-0	0-0	-16
2	Cierra Cunningham	16:18	3-5	0-0	1-1	4-5	3-3	1-1	1-1	3-3	0-0	0-0	0-0	0-0	0-0	0-0	0-0	0-0	0-0	-55
13	Chrissy Brown	37:24	4-6	0-1	0-0	5-3	8-1	2-9	1-1	3-1	0-0	1-1	4-4	0-0	0-0	0-0	0-0	0-0	0-0	-49
55	Haley Giarrano	34:50	1-11	0-4	2-2	0-3	3-0	1-1	4-3	1-2	0-1	4-4	3-1	2-0	1-1	2-0	0-0	0-0	0-0	-44
5	Taylor Bell	19:25	3-13	1-5	2-2	0-1	1-1	4-1	9-1	3-1	3-1	1-1	2-0	0-0	0-0	0-0	0-0	0-0	0-0	-20
15	Daja Harvey	17:26	0-3	0-0	0-0	0-0	0-0	2-0	0-0	1-0	0-0	0-0	0-0	0-0	0-0	0-0	0-0	0-0	-22	
24	Dijone Flowers	09:02	0-4	0-3	0-0	0-0	0-0	1-0	0-0	0-0	0-0	0-0	0-0	0-0	0-0	0-0	0-0	0-0	-15	
3	Altasia Washington	02:23	0-1	0-0	0-0	0-0	0-0	0-0	0-0	0-0	0-0	0-0	0-0	0-0	0-0	0-0	0-0	0-0	-5	
10	Jaylen Huderson	02:23	0-0	0-0	0-0	1-0	1-0	0-0	0-0	0-0	0-0	0-0	0-0	0-0	0-0	0-0	0-0	0-0	-5	
Team						4	2	6				0								
Totals		17:67	4-22	5-6	14	17	31	20	6	43	13	15	6	1	5	-52	Technical Fouls:NONE			

Shooting By Period	
1 st FG%	8-19 42.1%
3PT%	1-2 50.0%
FT%	0-0 0%
2 nd FG%	6-16 37.5%
3PT%	1-5 20.0%
FT%	2-2 100%
3 rd FG%	2-18 11.1%
3PT%	2-11 18.2%
FT%	3-4 75%
4 th FG%	1-14 7.1%
3PT%	0-3 0%
FT%	0-0 0%
GM FG%	17-67 25.4%
3PT%	4-22 18.2%
FT%	5-6 83.3%

Dead Ball Rebounds: 1, 0

NO.	Name	Min	FG			3P			FT			Rebounds		Fouls		TP	AS	ST	Blocks	+/-
			M-A	M-A	M-A	M-A	M-A	M-A	M-A	OR	DR	OR	DR	PF	FD					
14	McKenna Warnock	23:14	2-4	1-2	1-1	3-5	8-2	3-3	6-2	0-0	2-0	0-0	3-0	0-0	2-7	0-0	0-0	0-0	0-0	25
25	Monika Czinano	22:58	10-12	0-0	2-2	0-8	6-1	3-22	0-1	1-0	0-0	2-5	0-0	0-0	1-17	0-0	0-0	0-0	0-0	17
20	Kate Martin	21:39	1-4	1-3	2-2	1-3	4-0	0-5	2-1	0-1	0-0	1-0	0-0	0-0	0-0	0-0	0-0	0-0	0-0	11
22	Caitlin Clark	29:10	9-14	3-6	5-5	1-6	7-7	1-9	26	12	5	2	1	0-0	0-0	0-0	0-0	0-0	0-0	34
24	Gabbie Marshall	23:18	1-5	1-4	0-0	1-1	1-0	1-3	4	2	3	0-0	0-0	0-0	0-0	0-0	0-0	0-0	0-0	21
3	Sydney Afolter	16:04	0-3	0-0	0-0	1-2	3-0	0-0	4-0	1-0	1-0	1-0	1-0	0-0	0-0	0-0	0-0	0-0	0-0	27
1	Molly Davis	17:52	2-3	0-0	2-2	0-0	0-0	0-0	2-6	2-1	2-0	0-0	0-0	0-0	0-0	0-0	0-0	0-0	0-0	36
45	Hannah Stuelke	13:37	5-5	0-0	3-6	1-4	5-0	0-3	13	0-0	2-0	0-0	0-0	0-0	0-0	0-0	0-0	0-0	0-0	24
44	Addison O'Grady	06:10	3-3	0-0	0-0	1-4	5-0	6-6	0-1	1-0	1-0	0-0	0-0	0-0	0-0	0-0	0-0	0-0	0-0	24
2	Taylor McCabe	09:40	1-4	1-3	0-0	0-0	0-0	0-0	3-2	0-0	0-0	0-0	0-0	0-0	0-0	0-0	0-0	0-0	0-0	13
13	Shateah Wetering	09:14	1-2	1-2	0-0	0-0	0-0	1-3	3-0	1-0	0-0	0-0	0-0	0-0	0-0	0-0	0-0	0-0	0-0	13
23	Jada Gyamfi	02:18	0-0	0-0	0-0	0-1	1-0	0-0	0-0	0-0	0-0	0-0	0-0	0-0	0-0	0-0	0-0	0-0	0-0	3
3	AJ Edger	02:23	0-0	0-0	0-0	0-0	0-0	0-0	0-0	0-0	0-0	0-0	0-0	0-0	0-0	0-0	0-0	0-0	0-0	5
40	Sharon Goodman	02:23	1-1	0-0	0-0	2-2	0-0	2-1	0-0	2-1	0-0	0-0	0-0	0-0	0-0	0-0	0-0	0-0	0-0	5
Team						1	0	1				0								
Totals		36:60	8-20	15-18	9	36	45	6	20	95	27	16	10	5	1	52	Technical Fouls:NONE			

Shooting By Period	
1 st FG%	10-16 62.5%
3PT%	4-6 66.7%
FT%	4-6 66.7%
2 nd FG%	10-17 58.8%
3PT%	1-5 20.0%
FT%	5-5 100%
3 rd FG%	9-13 69.2%
3PT%	1-4 25.0%
FT%	4-5 80%
4 th FG%	7-14 50.0%
3PT%	2-5 40.0%
FT%	2-2 100%
GM FG%	36-60 60.0%
3PT%	8-20 40.0%
FT%	15-18 83.3%

Dead Ball Rebounds: 1, 0

SEL		UI	
Biggest lead	0 (1 st 10:00)	52 (4 th 1:28)	
Best Scoring Run	4 (2 nd 7:40)	15 (4 th 3:08)	
Lead Changes	0	3	6
Times Tied	0	6	16
Time with Lead	00:00	39:37	

Points from Turnovers		Period by Period Scoring	
Points from Turnovers	21	17	23
Paint	22	28	14
Second Chance	10	2	12
Fast Breaks	9	8	8
Bench	24	0	74



Official Basketball Box Score - Final
Colorado at Iowa
 03/24/23 Climate Pledge Arena, Seattle, WA
 NCAA Division I Women's Basketball Championship - Regional Semifinal

Game Time: 4:30 PM
 Game Duration: 2:08



Official Basketball Box Score - Final
Louisville at Iowa
 03/26/23 Climate Pledge Arena, Seattle, WA
 NCAA Division I Women's Basketball Championship - Regional Final

Game Time: 6:20 PM
 Game Duration: 2:11
 Attendance: 11,700

Officials: Melissa Barlow, Cameron Inouye, Angela Erland

NO.	Name	Min	FG			3P			FT			Rebounds		Fouls		TP	AS	ST	Blocks	+/-
			M-A	M-A	M-A	M-A	M-A	M-A	M-A	OR	DR	OR	DR	PF	FD					
21	Aaronette Vorhe	36:30	7-13	0-0	0-0	4-1	5-5	3-14	2	4	0	2	1	1	-14	0-0	0-0	0-0	0-0	0-0
11	Quay Miller	36:12	5-16	2-7	0-0	4-10	14-1	1-12	2	3	1	1	1	-12	0-0	0-0	0-0	0-0	0-0	
00	Jaylin Sherrad	02:09	5-11	0-3	1-6	0-1	1-5	5-7	11	9	1	1	0-0	0-0	0-0	0-0	0-0	0-0	0-0	
1	Trayana Jones	21:37	1-5	1-2	2-2	4-1	5-4	1-5	0-0	0-0	0-0	1-0	0-0	-17	0-0	0-0	0-0	0-0	0-0	
3	Frida Forman	29:16	8-15	4-9	1-2	1-1	5-1	5-21	1	3	0	0-0	0-0	-14	0-0	0-0	0-0	0-0	0-0	
2	Tameyia Sadler	22:14	3-11	2-8	1-2	3-1	4-1	1-9	3	1	1	0-0	0-0	-1	0-0	0-0	0-0	0-0	0-0	
15	Kindyl Wetta	26:51	2-5	1-2	0-0	3-2	5-3	1-5	4	3	1	0-0	0-0	-1	0-0	0-0	0-0	0-0	0-0	
25	Bianna McLeod	04:08	0-0	0-0	0-0	0-0	0-0	0-0	0-0	0-0	0-0	0-0	0-0	0-0	0-0	0-0	0-0	0-0	0-0	
45	Charlotte Whittaker	01:03	0-0	0-0	0-0	0-0	0-0	0-0	0-0	0-0	0-0	0-0	0-0	0-0	0-0	0-0	0-0	0-0	0-0	
Team						2	3	5				0								
Totals		31:76	10-31	5-12	21	19	40	24	16	77	21	11	6	3	2	-10	Technical Fouls:NONE			

Shooting By Period	
1 st FG%	9-22 40.9%
3PT%	3-8 37.5%
FT%	1-2 50%
2 nd FG%	7-17 41.2%
3PT%	3-9 33.3%
FT%	3-4 75%
3 rd FG%	5-15 33.3%
3PT%	0-0 0%
FT%	3-8 37.5%
4 th FG%	10-22 45.5%
3PT%	4-12 33.3%
FT%	0-0 0%
GM FG%	31-76 40.8%
3PT%	10-31 32.3%
FT%	5-12 41.7%

Dead Ball Rebounds: 6, 1

NO.	Name	Min	FG			3P			FT			Rebounds		Fouls		TP	AS	ST	Blocks	+/-
			M-A	M-A	M-A	M-A	M-A	M-A	M-A	OR	DR	OR	DR	PF	FD					
14	McKenna Warnock	38:10	4-6	1-3	3-4	1-3	4-3	2-3	12	2	4	0	0	0	11	0-0	0-0	0-0	0-0	0-0
25	Monika Czinano	28:12	7-9	0-0	1-1	6-7	4-1	15	1	1	0	2	0	0	11	0-0	0-0	0-0	0-0	0-0
20	Kate Martin	37:44	3-8	2-3	8-11	2-4	6-3	6-16	3	1	1	0	0	0	17	0-0	0-0	0-0	0-0	0-0
22	Caitlin Clark	36:14	11-22	4-9	5-6	0-3	3-9	3-9	3											

IOWA

BASKETBALL

@IOWAWBB

BOX SCORES (GAMES 37-38)



Official Basketball Box Score - Final
Iowa at South Carolina
 03/12/23 American Airlines Center, Dallas, TX
 2023 NCAA Division I Women's Basketball Championship - Final Four

Game Time: 6:47 PM
 Game Duration: 2:02
 Attendance: 19,288

Officials: Dee Karther, Brenda Parrajo, Tiffany Bird

Iowa - 77													Record: 31-6				
NO.	Name	Min	FG	3P	FT	Rebounds	Fouls	TP	AS	TO	ST	Blocks	+/-	Shooting By Period			
			M-A	M-A	M-A	OR DR TOT	PF FD					BS BA		1st	2nd	3rd	
14	McKenna Warnock	31:18	2-6	1-4	0-0	1 2 3	4 3 5	3	0	0	0	0 1 5		1st	FG%	9-16	56.3%
25	Monika Czinano	26:53	6-8	0-0	6-6	0 3 3	4 6 18	0	0	3	0 1 7			3PT%	2-5	40.0%	
20	Kate Martin	36:42	2-5	1-1	2-2	1 6 7	3 1 7	2	1	1	0 2 5			FT%	2-2	100%	
22	Caillin Clark	36:32	15-31	5-17	6-6	0 6 6	3 8 41	8	8	1	0 0 4		2nd	FG%	5-14	35.7%	
24	Gabbie Marshall	33:00	0-1	0-1	0-0	1 1 2	0 1 0	1	1	0	3 0 0 3			3PT%	2-7	28.6%	
45	Hannah Stuelke	31:41	1-2	0-0	0-0	0 1 1	3 1 2	0	1	0	0 0 0			FT%	4-4	100%	
44	Addison O'Grady	10:08	2-4	0-0	0-0	0 0 0	1 0 4	0	0	0	1 1 1		3rd	FG%	8-15	53.3%	
1	Molly Davis	02:28	0-0	0-0	0-0	0 0 0	0 0 0	0	0	0	0 0 0 1			3PT%	1-5	20.0%	
3	Sydney Affolter	03:18	0-0	0-0	0-0	0 0 0	0 0 0	0	0	0	0 0 0			FT%	4-4	100%	
Team						2 1 3		0					4th	FG%	6-12	50.0%	
Totals			28:57	7:23	14:14	5 20 25	18 20 77	14	10	8	1 5 4			3PT%	2-6	33.3%	
													GM FG%			28-57	49.1%
													3PT%			7-23	30.4%
													FT%			14-14	100.0%
													Dead Ball Rebounds:			0, 1	

South Carolina - 73													Record: 36-1				
NO.	Name	Min	FG	3P	FT	Rebounds	Fouls	TP	AS	TO	ST	Blocks	+/-	Shooting By Period			
			M-A	M-A	M-A	OR DR TOT	PF FD					BS BA		1st	2nd	3rd	
4	Aiyah Boston	25:30	2-9	0-1	4-6	4 6 10	3 6 8	3	2	2	1 1 1	-8		1st	FG%	6-18	33.3%
5	Victoria Saxton	08:09	0-2	0-0	0-0	0 1 1	1 1 0	0	2	0	0 0 0	-14		3PT%	0-5	0.0%	
1	Zia Cooke	40:00	11-21	0-3	2-2	2 6 8	11 3 24	0	4	0	0 0 0	-4		FT%	1-1	100%	
12	Brea Beal	35:16	1-9	0-4	1-2	0 1 1	5 1 3	1	2	0	0 0 2		2nd	FG%	10-20	50.0%	
41	Kierra Fletcher	06:53	0-4	0-0	0-0	1 0 1	0 0 0	0	0	0	0 0 0	-12		3PT%	1-7	14.3%	
10	Kamilla Cardoso	31:49	7-9	0-0	0-1	9 5 14	3 4 14	1	2	0	3 0 10			FT%	3-3	100%	
25	Raven Johnson	29:01	5-11	3-6	0-0	3 1 4	2 1 13	2	1	3	0 0 1		3rd	FG%	7-19	36.8%	
23	Bree Hall	06:50	1-4	1-4	0-0	0 1 1	2 0 3	0	0	0	0 0 1			3PT%	1-3	33.3%	
15	Laeticia Amihere	14:40	3-6	0-0	2-2	5 1 6	3 2 8	2	2	1	1 0 2			FT%	3-5	60%	
0	Olivia Thompson	01:52	0-2	0-2	0-0	0 0 0	0 0 0	0	0	0	0 0 2		4th	FG%	7-20	35.0%	
Team						2 1 3		0						3PT%	2-5	40.0%	
Totals			30:77	4:20	9:13	26 23 49	20 18 73	9	15	6	5 1 4			FT%	2-4	50%	
													GM FG%			30-77	39.0%
													3PT%			4-20	20.0%
													FT%			9-13	69.2%
													Dead Ball Rebounds:			4, 1	

IOWA		USC		Points from		IOWA		USC		Period by Period Scoring							
Biggest lead	9 (1st 1:22)	1 (2nd 3:09)	Turnovers	18	17	Paint	38	46	1st	22	2nd	16	3rd	21	4th	TOT	77
Best Scoring Run	10 (3rd 7:27)	7 (2nd 3:09)	Second Chance	8	24	Fast Breaks	7	4	IOWA	13	USC	24	18 <th>18 <th>73 <td></td> </th></th>	18 <th>73 <td></td> </th>	73 <td></td>		
Lead Changes	8		Bench	6	38												
Times Tied	1																
Time with Lead	35:53	02:01															

Game Notes: Fouled Out: USC #12 Beal (0:08.1) ♦



IOWA BASKETBALL

@IOWAWBB BIOS

29 NCAA Tournaments • 9 Sweet Sixteens • 5 Elite Eights • 2 NCAA Final Four • 15 Big Ten Titles

Molly Davis



Guard • 5-7 • Senior

Midland, Mich.

H.H. Dow/Central Michigan

- Earned Second Team All-MAC honors
- Led team with an 18.6 points per game scoring average
- Ranks first in Central Michigan history with a 17.7 points per game average; 11th in points (1,434); seventh in assists (346); sixth in career free throw percentage (.794); eighth in career 3-pointers (187)
- Scored in double figures in 20 games

In 2022-23

- Had 2 blocks against Oregon State (11/25) to set new single game high.
- Recorded a season-high 17 points against Rutgers (2/12), going 5-7 from the floor and 5-5 from the charity stripe.
- Made first start as a Hawkeye against No. 2 Ohio State (Jan. 23)

2022-23 Game-by-Game

Opponent	Date	GS	MIN	Total		3-Pointers		Free throws		Rebounds				PF	A	TO	BLK	STL	PTS	AVG
				FG-FGA	PCT	3FG-3FGA	PCT	FT-FTA	PCT	OFF	DEF	TOT	AVG							
Southern U.	11/07/2022		23:34	3-5	.600	1-3	.333	0-0	.000	0	3	3	3.0	2	4	3	0	0	7	7.0
Evansville	11/10/2022		24:16	2-5	.400	0-1	.000	1-1	1.000	1	6	7	5.0	0	5	5	1	2	5	6.0
at Drake	11/13/2022		28:53	1-4	.250	0-0	.000	2-4	.500	2	2	4	4.7	1	3	2	0	3	4	5.3
at Kansas St.	11/17/2022		22:43	2-4	.500	1-3	.333	4-4	1.000	1	0	1	3.8	1	0	3	0	1	9	6.3
Belmont	11/20/2022		24:05	3-5	.600	1-2	.500	0-0	.000	0	1	1	3.2	0	2	0	0	1	7	6.4
vs Oregon St.	11/25/2022		12:34	1-2	.500	1-2	.500	0-0	.000	0	1	1	2.8	2	1	1	2	0	3	5.8
vs UConn	11/27/2022		06:01	0-0	.000	0-0	.000	0-0	.000	1	0	1	2.6	0	1	0	0	0	0	5.0
NC State	12/01/2022		14:52	0-2	.000	0-1	.000	0-0	.000	0	0	0	2.3	1	2	0	0	1	0	4.4
at Wisconsin	12/04/2022		22:59	5-5	1.000	3-3	1.000	0-0	.000	0	1	1	2.1	4	1	1	0	0	13	5.3
Iowa St.	12/07/2022		21:42	1-2	.500	0-1	.000	0-0	.000	0	2	2	2.1	2	4	1	0	0	2	5.0
Minnesota	12/10/2022		20:42	0-3	.000	0-1	.000	3-4	.750	0	3	3	2.2	3	3	0	0	2	3	4.8
UNI	12/18/2022		08:22	1-2	.500	1-2	.500	0-0	.000	0	1	1	2.1	0	1	3	0	1	3	4.7
Dartmouth	12/21/2022		20:41	3-3	1.000	2-2	1.000	0-0	.000	0	0	0	1.9	0	1	0	0	1	8	4.9
Purdue	12/29/2022		20:17	0-3	.000	0-1	.000	1-2	.500	0	1	1	1.9	0	1	1	0	0	1	4.6
at Illinois	01/01/2023		10:48	0-0	.000	0-0	.000	0-0	.000	0	2	2	1.9	2	2	2	1	1	0	4.3
at Michigan	01/07/2023		21:10	3-4	.750	0-1	.000	2-2	1.000	1	1	2	1.9	1	4	0	0	0	8	4.6
Northwestern	01/11/2023		21:39	1-3	.333	0-1	.000	0-0	.000	0	1	1	1.8	2	2	3	1	0	2	4.4
Penn St.	01/14/2023		18:14	0-1	.000	0-1	.000	5-6	.833	0	2	2	1.8	0	3	1	0	0	5	4.4
at Michigan St.	01/18/2023		28:58	2-3	.667	1-2	.500	2-2	1.000	0	1	1	1.8	3	4	4	0	0	7	4.6
at Ohio St.	01/23/2023	*	30:28	1-4	.250	1-3	.333	0-0	.000	0	2	2	1.8	4	1	1	0	1	3	4.5
Nebraska	01/28/2023	*	27:14	2-5	.400	1-4	.250	0-0	.000	2	2	4	1.9	3	1	0	0	0	5	4.5
Maryland	02/02/2023		20:13	1-7	.143	1-4	.250	0-0	.000	0	0	0	1.8	2	3	0	0	0	3	4.5
at Penn St.	02/05/2023		19:00	2-3	.667	0-1	.000	3-3	1.000	1	0	1	1.8	1	0	1	0	1	7	4.6
at Indiana	02/09/2023		04:39	0-2	.000	0-2	.000	0-0	.000	0	1	1	1.8	2	0	0	0	0	0	4.4
Rutgers	02/12/2023		27:46	5-7	.714	2-4	.500	5-5	1.000	1	1	2	1.8	1	2	1	1	1	17	4.9
Wisconsin	02/15/2023		21:55	1-3	.333	0-1	.000	0-0	.000	0	2	2	1.8	3	3	0	1	1	2	4.8
at Nebraska	02/18/2023		19:06	0-0	.000	0-0	.000	0-0	.000	0	2	2	1.8	2	1	1	0	2	0	4.6
at Maryland	02/21/2023		10:11	0-1	.000	0-1	.000	3-3	1.000	0	0	0	1.7	0	1	2	0	0	3	4.5
Indiana	02/26/2023		12:12	1-3	.333	0-1	.000	0-0	.000	0	0	0	1.7	0	1	0	0	1	2	4.4
vs Purdue	03/03/2023		10:25	0-1	.000	0-1	.000	0-0	.000	0	0	0	1.6	2	3	2	0	0	0	4.3
vs Maryland	03/04/2023		08:22	0-1	.000	0-1	.000	0-0	.000	0	0	0	1.5	1	0	0	0	2	0	4.2
vs Ohio St.	03/05/2023		10:46	1-2	.500	0-0	.000	2-2	1.000	0	0	0	1.5	3	0	1	0	0	4	4.2
Southeastern La.	03/17/2023		17:52	2-3	.667	0-0	.000	2-2	1.000	0	0	0	1.5	0	2	1	0	2	6	4.2
Georgia	03/19/2023		01:45	0-0	.000	0-0	.000	0-0	.000	0	0	0	1.4	0	0	0	0	0	0	4.1
vs Colorado	03/24/2023		06:03	1-2	.500	0-0	.000	0-0	.000	0	1	1	1.4	0	0	0	0	0	2	4.0
vs Louisville	03/26/2023		02:44	0-2	.000	0-1	.000	0-0	.000	0	0	0	1.4	1	0	1	0	0	0	3.9
vs South Carolina	03/31/2023		02:28	0-0	.000	0-0	.000	0-0	.000	0	0	0	1.3	0	0	0	0	0	0	3.8
Totals		2	625:39	45-102	.441	16-51	.314	35-40	.875	10	39	49	1.3	49	62	41	7	24	141	3.8

Player Averages

Games Played	Minutes/game	Points/game	FG Pct	3FG Pct	FT Pct	Rebounds/game	Assists/game	Turnovers/game	Assist/Turnover ratio	Steals/game	Blocks/game
37	16.9	3.8	44.1	31.4	87.5	1.3	1.7	1.1	1.5	0.6	0.2

Single Game Highs

Statistic	Value
Points	33 vs Ohio 03/12/21
Rebounds	10 vs Dayton 11/21/19, at Ohio 01/02/21
Assists	12 at Buffalo 12/29/21
Steals	5 vs Iowa 03/21/21, at Northeastern 11/26/21
Blocks	2 vs Oregon St. 11/25/22
FG Made	12 at Akron 01/23/21
FG Attempts	28 at Toledo 01/12/22
3FG Made	6 at Buffalo 01/29/20, at Akron 01/23/21
3FG Attempts	14 at Green Bay 12/20/21
FT Made	12 vs NIU 03/10/21
FT Attempts	14 vs NIU 03/10/21

SEASON	TEAM	GP-GS	MIN/AVG	Field Goals		3-Point		F-Throws		Rebounds				Scoring						
				FG-FGA	FG%	3FG-3FGA	3FG%	FT-FTA	FT%	OFF	DEF	TOT	AVG	PF-FO	A	TO	BLK	STL	PTS	AVG
2019-20	CMU	30-30	1089/36.3	155-317	.489	60-152	.395	60-84	.714	18	110	128	4.3	83-2	133	106	4	40	430	14.3
2020-21	CMU	27-27	1022/37.9	195-398	.490	76-200	.380	96-116	.828	28	98	126	4.7	74-1	101	95	8	45	562	20.8
2021-22	CMU	24-24	862/35.9	150-378	.397	52-186	.280	94-115	.817	18	72	90	3.8	58-4	112	97	7	30	446	18.6
2022-23	Iowa	37-2	626/16.9	45-102	.441	16-51	.314	35-40	.875	10	39	49	1.3	49-0	62	41	7	24	141	3.8
TOTAL FOR Iowa		37-2	626/16.9	45-102	.441	16-51	.314	35-40	.875	10	39	49	1.3	49-0	62	41	7	24	141	3.8
TOTAL		118-83	3598/30.5	545-1195	.456	204-589	.346	285-355	.803	74	319	393	3.3	264-7	408	339	26	139	1579	13.4



Taylor McCabe



Guard • 5-9 • Freshman
Fremont, Neb.
Fremont

- 2022 Nebraska Gatorade Player of the Year and Nebraska Coaches Association Player of the Year
- Ranked No. 88 recruit nationally by ESPN in 2022 - the only ranked Nebraska player
- Accumulated over 2000 career points - the first Nebraska Class A guard to achieve the feat
- Played for All Iowa Attack (2020-21) under Dickson Jensen, winning the 2021 Nike Nationals Tournament and earned second-team honors

In 2022-23

- Had career-high 12 points against Rutgers (2/12), going 4-7 from behind the arc.

2022-23 Game-by-Game

Opponent	Date	GS	MIN	Total		3-Pointers		Free throws		Rebounds				PF	A	TO	BLK	STL	PTS	AVG	
				FG-FGA	PCT	3FG-3FGA	PCT	FT-FTA	PCT	OFF	DEF	TOT	AVG								
Southern U.	11/07/2022		14:13	3-8	.375	3-8	.375	0-0	.000	0	1	1	1.0	1	1	1	0	0	9	9.0	
Evansville	11/10/2022		15:53	2-4	.500	2-3	.667	0-0	.000	1	1	2	1.5	2	1	1	0	0	6	7.5	
Belmont	11/20/2022		05:10	0-2	.000	0-1	.000	0-0	.000	0	1	1	1.3	0	0	0	0	0	0	5.0	
NC State	12/01/2022		01:29	0-1	.000	0-1	.000	0-0	.000	0	0	0	1.0	1	0	0	0	0	0	3.8	
at Wisconsin	12/04/2022		05:20	2-4	.500	2-3	.667	0-0	.000	0	0	0	0.8	1	0	0	0	1	6	4.2	
Minnesota	12/10/2022		04:51	0-1	.000	0-1	.000	0-0	.000	0	0	0	0.7	0	0	0	0	0	0	3.5	
Dartmouth	12/21/2022		13:28	2-3	.667	2-3	.667	0-0	.000	0	1	1	0.7	0	2	1	0	0	6	3.9	
Purdue	12/29/2022		01:17	0-0	.000	0-0	.000	0-0	.000	0	0	0	0.6	0	0	0	0	0	0	3.4	
Northwestern	01/11/2023		06:05	1-2	.500	1-2	.500	0-0	.000	0	0	0	0.6	1	0	0	0	0	3	3.3	
Penn St.	01/14/2023		11:13	2-6	.333	1-5	.200	0-0	.000	0	1	1	0.6	0	0	0	0	1	5	3.5	
at Penn St.	02/05/2023		12:14	2-4	.500	2-4	.500	0-0	.000	0	0	0	0.5	1	1	1	0	0	6	3.7	
Rutgers	02/12/2023		17:34	4-7	.571	4-7	.571	0-0	.000	0	3	3	0.8	0	0	1	0	0	12	4.4	
Wisconsin	02/15/2023		05:45	1-2	.500	1-2	.500	0-0	.000	0	0	0	0.7	0	0	0	0	1	3	4.3	
at Nebraska	02/18/2023		05:51	1-2	.500	1-2	.500	0-0	.000	0	0	0	0.6	0	0	0	0	1	3	4.2	
at Maryland	02/21/2023		05:16	0-2	.000	0-2	.000	0-0	.000	0	0	0	0.6	1	0	1	0	0	0	3.9	
vs Purdue	03/03/2023		00:51	0-0	.000	0-0	.000	0-0	.000	0	0	0	0.6	0	0	0	0	0	0	3.7	
vs Ohio St.	03/05/2023		03:36	0-2	.000	0-1	.000	0-0	.000	0	1	1	0.6	0	0	0	0	0	0	3.5	
Southeastern La.	03/17/2023		09:40	1-4	.250	1-3	.333	0-0	.000	0	0	0	0.6	0	2	0	0	0	3	3.4	
Totals			0	139:46	21-54	.389	20-48	.417	0-0	.000	1	9	10	0.6	8	7	6	0	4	62	3.4

Player Averages

Games Played	Minutes/game	Points/game	FG Pct	3FG Pct	FT Pct	Rebounds/game	Assists/game	Turnovers/game	Assist/Turnover ratio	Steals/game	Blocks/game
18	7.8	3.4	38.9	41.7	0.0	0.6	0.4	0.3	1.2	0.2	0.0

Single Game Highs

Statistic	Value	
Points	12	vs Rutgers 02/12/23
Rebounds	3	vs Rutgers 02/12/23
Assists	2	vs Dartmouth 12/21/22, vs Southeastern La. 03/17/23
Steals	1	4 times
FG Made	4	vs Rutgers 02/12/23
FG Attempts	8	vs Southern U. 11/07/22
3FG Made	4	vs Rutgers 02/12/23
3FG Attempts	8	vs Southern U. 11/07/22

SEASON	TEAM	GP-GS	MIN/AVG	Field Goals		3-Point		F-Throws		Rebounds				Scoring						
				FG-FGA	FG%	3FG-3FGA	3FG%	FT-FTA	FT%	OFF	DEF	TOT	AVG	PF-FO	A	TO	BLK	STL	PTS	AVG
2022-23	Iowa	18-0	140/7.8	21-54	.389	20-48	.417	0-0	.000	1	9	10	0.6	8-0	7	6	0	4	62	3.4
TOTAL		18-0	140/7.8	21-54	.389	20-48	.417	0-0	.000	1	9	10	0.6	8-0	7	6	0	4	62	3.4



IOWA BASKETBALL

@IOWAWBB BIOS

29 NCAA Tournaments • 9 Sweet Sixteens • 5 Elite Eights • 2 NCAA Final Four • 15 Big Ten Titles

Sydney Affolter



Guard • 5-11 • Sophomore
Chicago, Ill.
Marist

- Played in 19 games, including eight games with double-digit minutes on the court.
- Made collegiate debut against New Hampshire (Nov. 9), tallying four rebounds and a block
- Made first NCAA Tournament appearance against Illinois State (March 18), scoring five points and pulling down one rebound
- Named to Iowa's Dean's List

In 2022-23

- Had career-high 3 steals vs. Minnesota (Dec.10)
- Registered a career-high 14 points and eight rebounds against No. 7 Maryland (Feb. 21)
- Scored a season-high 12 points against Penn State (Jan. 14)
- Dished out a career-high 6 assists against Rutgers (2/12)

2022-23 Game-by-Game

Opponent	Date	GS	MIN	Total		3-Pointers		Free throws		Rebounds			PF	A	TO	BLK	STL	PTS	AVG	
				FG-FGA	PCT	3FG-3FGA	PCT	FT-FTA	PCT	OFF	DEF	TOT								AVG
Southern U.	11/07/2022		09:09	0-1	.000	0-1	.000	4-4	1.000	0	0	0	0.0	1	0	0	0	0	4	4.0
Evansville	11/10/2022		14:24	3-3	1.000	0-0	.000	1-1	1.000	0	4	4	2.0	1	2	1	0	1	7	5.5
at Kansas St.	11/17/2022		09:18	0-2	.000	0-1	.000	0-0	.000	0	1	1	1.7	3	0	0	0	0	3	3.7
Belmont	11/20/2022		09:21	0-3	.000	0-2	.000	0-0	.000	0	1	1	1.5	1	0	0	0	0	2	2.8
vs Oregon St.	11/25/2022		04:00	0-2	.000	0-1	.000	0-0	.000	1	1	2	1.6	0	1	0	0	0	2	2.2
vs UConn	11/27/2022		02:39	0-1	.000	0-1	.000	0-0	.000	0	0	0	1.3	1	0	0	0	0	1	1.8
NC State	12/01/2022		06:44	0-0	.000	0-0	.000	0-0	.000	0	1	1	1.3	0	0	1	1	0	1	1.6
at Wisconsin	12/04/2022		13:05	1-2	.500	0-1	.000	1-1	1.000	2	1	3	1.5	0	2	2	0	1	3	1.8
Iowa St.	12/07/2022		02:20	0-0	.000	0-0	.000	0-0	.000	0	0	0	1.3	1	0	0	0	0	0	1.6
Minnesota	12/10/2022		20:01	0-1	.000	0-0	.000	2-2	1.000	2	1	3	1.5	0	1	1	1	3	2	1.6
UNI	12/18/2022		16:17	1-1	1.000	0-0	.000	2-2	1.000	2	3	5	1.8	2	2	1	0	2	4	1.8
Dartmouth	12/21/2022		13:59	0-1	.000	0-0	.000	3-4	.750	1	4	5	2.1	2	2	2	1	0	3	1.9
Purdue	12/29/2022		10:18	3-3	1.000	1-1	1.000	0-0	.000	0	5	5	2.3	2	1	1	0	0	7	2.3
at Illinois	01/01/2023		02:56	0-0	.000	0-0	.000	0-0	.000	0	1	1	2.2	0	0	0	0	0	0	2.1
at Michigan	01/07/2023		07:14	0-0	.000	0-0	.000	0-0	.000	0	1	1	2.1	0	0	0	0	1	0	2.0
Northwestern	01/11/2023		14:21	3-4	.750	0-1	.000	0-0	.000	1	1	2	2.1	0	1	1	0	0	6	2.3
Penn St.	01/14/2023		14:00	5-6	.833	2-2	1.000	0-0	.000	1	2	3	2.2	2	2	1	0	0	12	2.8
at Michigan St.	01/18/2023		10:06	1-1	1.000	0-0	.000	1-2	.500	1	2	3	2.2	1	1	0	1	0	3	2.8
at Ohio St.	01/23/2023		11:06	2-5	.400	0-2	.000	0-0	.000	1	1	2	2.2	2	0	0	0	0	4	2.9
Nebraska	01/28/2023		12:00	0-2	.000	0-1	.000	0-0	.000	1	2	3	2.3	1	0	0	0	0	0	2.8
Maryland	02/02/2023		08:54	2-2	1.000	0-0	.000	0-0	.000	1	1	2	2.2	1	1	0	0	0	4	2.8
at Penn St.	02/05/2023		17:10	0-2	.000	0-1	.000	0-0	.000	1	6	7	2.5	1	3	1	1	1	0	2.7
at Indiana	02/09/2023		06:55	1-3	.333	0-1	.000	0-0	.000	1	2	3	2.5	0	0	1	0	0	2	2.7
Rutgers	02/12/2023		18:04	2-4	.500	0-1	.000	2-2	1.000	2	2	4	2.5	1	6	1	0	0	6	2.8
Wisconsin	02/15/2023		16:11	2-2	1.000	1-1	1.000	1-2	.500	0	2	2	2.5	1	1	1	0	0	6	2.9
at Nebraska	02/18/2023		09:46	1-2	.500	0-0	.000	0-0	.000	1	3	4	2.6	0	2	0	0	0	2	2.9
at Maryland	02/21/2023		22:39	5-11	.455	1-4	.250	3-4	.750	6	2	8	2.8	3	1	1	0	2	14	3.3
Indiana	02/26/2023		08:09	0-2	.000	0-2	.000	0-0	.000	0	0	0	2.7	1	0	0	0	0	0	3.2
vs Purdue	03/03/2023		09:12	0-0	.000	0-0	.000	2-2	1.000	1	1	2	2.7	0	0	0	0	0	2	3.1
vs Maryland	03/04/2023		09:52	0-0	.000	0-0	.000	0-0	.000	0	0	0	2.6	3	1	0	0	0	0	3.0
vs Ohio St.	03/05/2023		19:25	2-3	.667	0-0	.000	7-8	.875	0	3	3	2.6	0	1	2	0	1	11	3.3
Southeastern La.	03/17/2023		16:04	0-3	.000	0-0	.000	0-0	.000	1	2	3	2.6	0	4	0	0	1	0	3.2
Georgia	03/19/2023		04:25	0-0	.000	0-0	.000	0-0	.000	0	0	0	2.5	1	1	0	0	0	0	3.1
vs Colorado	03/24/2023		03:29	0-0	.000	0-0	.000	0-0	.000	1	1	2	2.5	0	1	1	0	1	0	3.0
vs Louisville	03/26/2023		03:18	1-1	1.000	0-0	.000	2-2	1.000	1	0	1	2.5	1	0	0	0	0	4	3.0
vs South Carolina	03/31/2023		03:18	0-0	.000	0-0	.000	0-0	.000	0	0	0	2.4	0	0	0	0	0	0	2.9
Totals			0 380:09	35-73	.479	5-24	.208	31-36	.861	29	57	86	2.4	33	37	19	5	14	106	2.9

Player Averages

Games Played	Minutes/game	Points/game	FG Pct	3FG Pct	FT Pct	Rebounds/game	Assists/game	Turnovers/game	Assist/Turnover ratio	Steals/game	Blocks/game
36	10.6	2.9	47.9	20.8	86.1	2.4	1.0	0.5	1.9	0.4	0.1

Single Game Highs

Statistic	Value	
Points	14	at Maryland 02/21/23
Rebounds	8	at Wisconsin 02/03/22, at Maryland 02/21/23
Assists	6	vs Rutgers 02/12/23
Steals	3	vs Minnesota 12/10/22
Blocks	1	7 times
FG Made	5	vs Penn St. 01/14/23, at Maryland 02/21/23
FG Attempts	11	at Maryland 02/21/23
3FG Made	2	vs Penn St. 01/14/23
3FG Attempts	4	at Maryland 02/21/23
FT Made	7	vs Ohio St. 03/05/23
FT Attempts	8	vs Ohio St. 03/05/23

SEASON	TEAM	GP-GS	MIN/AVG	Field Goals		3-Point		F-Throws		Rebounds				Scoring						
				FG-FGA	FG%	3FG-3FGA	3FG%	FT-FTA	FT%	OFF	DEF	TOT	AVG	PF-FO	A	TO	BLK	STL	PTS	AVG
2021-22	Iowa	19-0	178/9.4	9-38	.237	2-12	.167	11-12	.917	14	33	47	2.5	19-1	8	12	2	5	31	1.6
2022-23	Iowa	36-0	380/10.6	35-73	.479	5-24	.208	31-36	.861	29	57	86	2.4	33-0	37	19	5	14	106	2.9
TOTAL		55-0	558/10.2	44-111	.396	7-36	.194	42-48	.875	43	90	133	2.4	52-1	45	31	7	19	137	2.5



IOWA BASKETBALL

@IOWAWBB BIOS

29 NCAA Tournaments • 9 Sweet Sixteens • 5 Elite Eights • 2 NCAA Final Four • 2023 National Championship Appearance • 15 Big Ten Titles

Kylie Feuerbach

2022-23 Game-by-Game



Guard • 6-0 • Junior
Sycamore, Ill.
Sycamore / Iowa State

- Played all 32 games and started two in her first season as a Hawkeye
- Dished out season-high assists (6) in home opener against New Hampshire (Nov. 9)
- Scored season-high points (10) against Illinois (Jan. 23)
- Pulled down season-high rebounds (5) against Evansville (Jan. 3)
- Made first career start as a Hawkeye at Wisconsin (Feb. 3)
- Pulled down four rebounds and scored seven points against No. 6/5 Michigan (Feb. 27), while shooting 3-for-3 from the field, including a 3-pointer
- Is out for the 2022-23 season with an injury.

Single Game Highs

Statistic	Value	
Points	10	vs Illinois 01/23/22
Rebounds	5	vs Evansville 01/02/22
Assists	6	vs New Hampshire 11/09/21
Steals	2	vs Illinois 01/23/22, at Minnesota 01/20/22, vs Minnesota 02/09/22
Blocks	1	6 times
FG Made	4	vs Samford 11/11/21, vs Illinois 01/23/22
FG Attempts	8	vs Samford 11/11/21, vs Illinois 01/23/22, vs Evansville 01/02/22
3FG Made	2	at UNI 11/14/21, vs Illinois 01/23/22
3FG Attempts	5	vs Illinois 01/23/22
FT Made	3	at Minnesota 01/20/22
FT Attempts	4	at Minnesota 01/20/22

		Field Goals		3-Point		F-Throws		Rebounds				Scoring								
SEASON	TEAM	GP-GS	MIN/AVG	FG-FGA	FG%	3FG-3FGA	3FG%	FT-FTA	FT%	OFF	DEF	TOT	AVG	PF-FO	A	TO	BLK	STL	PTS	AVG
2021-22	Iowa	32-2	466/14.6	36-85	.424	11-36	.306	25-29	.862	7	35	42	1.3	37-0	31	43	6	15	108	3.4
TOTAL		32-2	466/14.6	36-85	.424	11-36	.306	25-29	.862	7	35	42	1.3	37-0	31	43	6	15	108	3.4



IOWA BASKETBALL

@IOWAWBB BIOS

29 NCAA Tournaments • 9 Sweet Sixteens • 5 Elite Eights • 2 NCAA Final Four • 15 Big Ten Titles

Shateah Wetering



Forward • 6-0 • Junior
Montezuma, Iowa
Montezuma

- Made debut against Southern after being out 2021-22 season.

2022-23 Game-by-Game

Opponent	Date	GS	MIN	Total		3-Pointers		Free throws		Rebounds				PF	A	TO	BLK	STL	PTS	AVG	
				FG-FGA	PCT	3FG-3FGA	PCT	FT-FTA	PCT	OFF	DEF	TOT	AVG								
Southern U.	11/07/2022		09:10	1-2	.500	1-2	.500	0-0	.000	1	2	3	3.0	0	3	0	1	1	3	3.0	
Evansville	11/10/2022		08:27	0-0	.000	0-0	.000	1-2	.500	1	0	1	2.0	1	0	1	0	1	1	2.0	
at Wisconsin	12/04/2022		04:23	1-1	1.000	1-1	1.000	0-0	.000	0	0	0	1.3	0	0	1	0	0	3	2.3	
Minnesota	12/10/2022		03:00	0-0	.000	0-0	.000	0-0	.000	0	1	1	1.3	2	0	0	0	0	0	1.8	
Dartmouth	12/21/2022		05:31	0-3	.000	0-2	.000	0-0	.000	0	1	1	1.2	1	0	1	0	1	0	1.4	
Purdue	12/29/2022		01:17	0-0	.000	0-0	.000	0-0	.000	0	0	0	1.0	0	0	0	0	0	0	1.2	
Northwestern	01/11/2023		03:46	0-0	.000	0-0	.000	1-2	.500	0	0	0	0.9	0	0	1	0	0	1	1.1	
Penn St.	01/14/2023		10:29	1-2	.500	1-2	.500	0-2	.000	0	1	1	0.9	1	0	1	0	0	3	1.4	
at Penn St.	02/05/2023		06:05	1-3	.333	0-1	.000	0-0	.000	1	1	2	1.0	0	0	0	0	0	2	1.4	
Rutgers	02/12/2023		17:40	1-4	.250	0-1	.000	0-0	.000	1	1	2	1.1	1	2	0	0	0	2	1.5	
Wisconsin	02/15/2023		05:45	0-2	.000	0-1	.000	0-0	.000	0	0	0	1.0	0	2	1	0	0	0	1.4	
at Nebraska	02/18/2023		01:20	0-1	.000	0-0	.000	0-0	.000	0	0	0	0.9	0	0	0	0	0	0	1.3	
vs Ohio St.	03/05/2023		02:46	0-0	.000	0-0	.000	0-0	.000	0	1	1	0.9	1	0	1	0	0	0	1.2	
Southeastern La.	03/17/2023		09:14	1-2	.500	1-2	.500	0-0	.000	0	0	0	0.9	1	0	1	0	0	3	1.3	
Totals			0	88:53	6-20	.300	4-12	.333	2-6	.333	4	8	12	0.9	8	7	10	1	3	18	1.3

Player Averages

Games Played	Minutes/game	Points/game	FG Pct	3FG Pct	FT Pct	Rebounds/game	Assists/game	Turnovers/game	Assist/Turnover ratio	Steals/game	Blocks/game
14	6.3	1.3	30.0	33.3	33.3	0.9	0.5	0.7	0.7	0.2	0.1

Single Game Highs

Statistic	Value
Points	3 4 times
Rebounds	3 vs Southern U. 11/07/22
Assists	3 vs Southern U. 11/07/22
Steals	1 vs Southern U. 11/07/22, vs Evansville 11/10/22, vs Dartmouth 12/21/22
Blocks	1 vs Southern U. 11/07/22
FG Made	1 7 times
FG Attempts	4 vs Rutgers 02/12/23
3FG Made	1 4 times
3FG Attempts	2 4 times
FT Made	2 vs Kentucky 03/23/21
FT Attempts	2 5 times

SEASON	TEAM	GP-GS	MIN/AVG	Field Goals		3-Point		F-Throws		Rebounds				Scoring							
				FG-FGA	FG%	3FG-3FGA	3FG%	FT-FTA	FT%	OFF	DEF	TOT	AVG	PF	FO	A	TO	BLK	STL	PTS	AVG
2020-21	Iowa	7-0	21/3.0	1-5	.200	0-2	.000	3-4	.750	1	3	4	0.6	1	0	0	1	0	0	5	0.7
2022-23	Iowa	14-0	89/6.3	6-20	.300	4-12	.333	2-6	.333	4	8	12	0.9	8	0	7	10	1	3	18	1.3
TOTAL		21-0	110/5.2	7-25	.280	4-14	.286	5-10	.500	5	11	16	0.8	9	0	7	11	1	3	23	1.1



McKenna Warnock



Forward • 6-1 • Senior

Madison, Wis.

Monona Grove

In 2022-23

- 2022-23 Honorable Mention All-Big Ten
- Earned BIG Honor Roll on Jan. 2, averaging 18 ppg, 7.5 rpg, and shot the ball 63% from behind the arc.
- Recorded her 14th career double-double with 14 points and 11 rebounds, and two assists against No. 2 Indiana (Feb. 9)
- Set season-high six assists against UNI (Dec. 18)
- Netted a season-high five 3-point field goals against Purdue (Dec. 29)
- Ranks 10th for most made 3-pointers in school history. (179)
- Registered double figures in 20 games this season.
- Became the 41st Hawkeye to eclipse 1,000 career points.
- Ranks 13th in all-time career rebounds with 749
- Is the eighth Iowa women's basketball player to eclipse more than 1,000 points and 640 rebounds in a career.
- Notched a career-high 3 blocks against SE Louisiana (March 17)

2022-23 Game-by-Game

Opponent	Date	GS	MIN	Total			3-Pointers			Free throws		Rebounds				PF	A	TO	BLK	STL	PTS	AVG
				FG-FGA	PCT	3FG-3FGA	PCT	FT-FTA	PCT	OFF	DEF	TOT	AVG									
Southern U.	11/07/2022	*	24:24	2-6	.333	1-5	.200	0-0	.000	0	8	8	8.0	0	0	1	1	1	5	5.0		
Evansville	11/10/2022	*	21:47	6-7	.857	3-4	.750	0-0	.000	0	8	8	8.0	2	2	1	0	1	15	10.0		
at Drake	11/13/2022	*	28:09	4-7	.571	3-5	.600	0-0	.000	0	3	3	6.3	5	2	2	0	3	11	10.3		
at Kansas St.	11/17/2022	*	37:21	4-6	.667	1-3	.333	3-3	1.000	1	7	8	6.8	4	2	1	0	1	12	10.8		
Belmont	11/20/2022	*	29:26	1-5	.200	1-4	.250	3-4	.750	2	6	8	7.0	1	1	1	0	0	6	9.8		
vs Oregon St.	11/25/2022	*	34:14	5-9	.556	2-4	.500	0-0	.000	0	2	2	6.2	2	1	2	0	0	12	10.2		
vs UConn	11/27/2022	*	32:14	4-14	.286	3-11	.273	3-4	.750	0	4	4	5.9	4	2	2	0	1	14	10.7		
NC State	12/01/2022	*	31:26	3-9	.333	2-5	.400	7-8	.875	2	5	7	6.0	4	2	1	0	2	15	11.3		
at Wisconsin	12/04/2022	*	30:57	4-9	.444	3-5	.600	2-2	1.000	1	1	2	5.6	2	3	3	0	0	13	11.4		
Iowa St.	12/07/2022	*	30:18	3-8	.375	1-4	.250	2-2	1.000	2	4	6	5.6	4	2	1	1	1	9	11.2		
Minnesota	12/10/2022	*	25:21	5-7	.714	1-3	.333	1-2	.500	3	7	10	6.0	2	4	3	0	0	12	11.3		
UNI	12/18/2022	*	35:56	3-10	.300	1-5	.200	2-2	1.000	1	4	5	5.9	1	6	1	0	3	9	11.1		
Dartmouth	12/21/2022	*	18:30	6-8	.750	2-3	.667	0-0	.000	0	3	3	5.7	4	2	0	1	2	14	11.3		
Purdue	12/29/2022	*	33:44	7-10	.700	5-7	.714	0-0	.000	2	7	9	5.9	0	1	1	0	3	19	11.9		
at Illinois	01/01/2023	*	37:36	4-8	.500	2-4	.500	7-8	.875	3	3	6	5.9	2	3	3	0	0	17	12.2		
at Michigan	01/07/2023	*	35:17	4-7	.571	4-6	.667	2-2	1.000	2	2	4	5.8	3	0	4	0	2	14	12.3		
Northwestern	01/11/2023	*	27:29	4-7	.571	0-1	.000	2-2	1.000	2	6	8	5.9	3	1	2	2	1	10	12.2		
Penn St.	01/14/2023	*	29:44	5-8	.625	2-3	.667	4-6	.667	3	7	10	6.2	3	3	3	0	0	16	12.4		
at Michigan St.	01/18/2023	*	19:25	2-4	.500	0-2	.000	0-0	.000	1	1	2	5.9	1	1	2	0	1	4	11.9		
Maryland	02/02/2023	*	27:26	1-3	.333	0-1	.000	1-3	.333	1	5	6	6.0	2	3	3	1	0	3	11.5		
at Penn St.	02/05/2023	*	18:28	4-6	.667	1-2	.500	0-0	.000	0	5	5	5.9	0	2	0	0	1	9	11.4		
at Indiana	02/09/2023	*	27:30	5-8	.625	2-4	.500	2-2	1.000	2	9	11	6.1	4	1	2	1	0	14	11.5		
Rutgers	02/12/2023	*	13:52	3-6	.500	1-2	.500	0-0	.000	0	2	2	6.0	2	0	1	0	0	7	11.3		
Wisconsin	02/15/2023	*	28:05	7-11	.636	1-4	.250	1-3	.333	1	2	3	5.8	1	4	2	1	2	16	11.5		
at Nebraska	02/18/2023	*	29:26	1-4	.250	1-2	.500	0-0	.000	0	5	5	5.8	0	4	2	1	0	3	11.2		
at Maryland	02/21/2023	*	27:38	3-14	.214	1-8	.125	1-1	1.000	4	3	7	5.8	1	2	6	0	1	8	11.0		
Indiana	02/26/2023	*	35:02	3-7	.429	2-5	.400	0-0	.000	0	3	3	5.7	4	1	2	2	0	8	10.9		
vs Purdue	03/03/2023	*	31:59	3-7	.429	0-3	.000	3-4	.750	0	4	4	5.7	0	2	1	0	2	9	10.9		
vs Maryland	03/04/2023	*	30:17	6-12	.500	3-8	.375	6-6	1.000	1	7	8	5.8	3	2	3	1	1	21	11.2		
vs Ohio St.	03/05/2023	*	33:44	1-5	.200	0-2	.000	2-2	1.000	1	10	11	5.9	3	2	2	0	2	4	11.0		
Southeastern La.	03/17/2023	*	23:14	2-4	.500	1-2	.500	1-1	1.000	3	5	8	6.0	2	0	2	3	0	6	10.8		
Georgia	03/19/2023	*	37:05	5-11	.455	2-6	.333	2-2	1.000	1	7	8	6.1	1	2	5	0	0	14	10.9		
vs Colorado	03/24/2023	*	38:10	4-6	.667	1-3	.333	3-4	.750	1	3	4	6.0	2	2	4	0	0	12	10.9		
vs Louisville	03/26/2023	*	31:20	6-10	.600	3-7	.429	2-4	.500	0	5	5	6.0	4	1	2	0	1	17	11.1		
vs South Carolina	03/31/2023	*	31:18	2-6	.333	1-4	.250	0-0	.000	1	2	3	5.9	4	3	0	0	0	5	10.9		
Totals			35	1027:51	132-269	.491	57-147	.388	62-77	.805	41	165	206	5.9	80	69	71	15	33	383	10.9	

Player Averages

Games Played	Minutes/game	Points/game	FG Pct	3FG Pct	FT Pct	Rebounds/game	Assists/game	Turnovers/game	Assist/Turnover ratio	Steals/game	Blocks/game
35	29.4	10.9	49.1	38.8	80.5	5.9	2.0	2.0	1.0	0.9	0.4

Single Game Highs

Statistic	Value	
Points	25	at Penn St. 01/25/22
Rebounds	17	at Northwestern 01/09/21
Assists	7	vs Northwestern 01/28/21, vs UCF 12/18/21
Steals	3	8 times
Blocks	3	vs Southeastern La. 03/17/23
FG Made	10	at Penn St. 01/25/22
FG Attempts	14	at Maryland 02/21/23, vs UConn 11/27/22
3FG Made	7	at Nebraska 01/09/22
3FG Attempts	11	vs UConn 11/27/22
FT Made	8	at Drake 12/02/20
FT Attempts	10	at Drake 12/02/20

SEASON	TEAM	GP-GS	MIN/AVG	Field Goals		3-Point		F-Throws		Rebounds				Scoring						
				FG-FGA	FG%	3FG-3FGA	3FG%	FT-FTA	FT%	OFF	DEF	TOT	AVG	PF-FO	A	TO	BLK	STL	PTS	AVG
2019-20	Iowa	30-3	566/18.9	79-154	.513	29-66	.439	52-73	.712	19	117	136	4.5	61-0	50	27	8	19	239	8.0
2020-21	Iowa	29-29	934/32.2	119-226	.527	51-113	.451	60-75	.800	36	196	232	8.0	64-1	91	59	18	26	349	12.0
2021-22	Iowa	27-27	809/30.0	108-211	.512	42-104	.404	39-47	.830	33	142	175	6.5	70-2	76	48	12	35	297	11.0
2022-23	Iowa	35-35	1028/29.4	132-269	.491	57-147	.388	62-77	.805	41	165	206	5.9	80-1	69	71	15	33	383	10.9
TOTAL		121-94	3336/27.6	438-860	.509	179-430	.416	213-272	.783	129	620	749	6.2	275-4	286	205	53	113	1268	10.5



Kate Martin



Guard • 6-0 • RS-Senior
Edwardsville, Ill.
Edwardsville

- Started all 32 games for the Hawkeyes
- Earned Iowa's Big Ten Sportsmanship Award
- Scored double digits in nine games last season, averaging 7.2 points per game.
- Ranked 81st in assist turnover ratio (1.79)
- Recorded season-high assists (8) in the Big Ten Championship game against Indiana (March 6)
- Earned Academic All-Big Ten honors and was named to Iowa's Dean's List

In 2022-23

- 2022-23 Big Ten Sportsmanship Award
- Set career-high 20 points against UConn (Nov. 27) going 6-for-6 from behind the arc.
- Netted 19 points against No. 2 Indiana (Feb. 26)
- Dished out a career-high 13 assists vs Dartmouth (Dec. 21)
- Ranks 12th all-time in career assists (379)
- Netter her 600th career point against Michigan (Jan. 7)
- Registered first double-double of the season against No. 2 Ohio State with 13 points, 11 rebounds, and 4 assists.
- Had 10 points, seven assists, and nine rebounds against No. 5 Maryland (March 4)
- Has scored double digits 10 times this year

2022-23 Game-by-Game

Opponent	Date	GS	MIN	Total		3-Pointers		Free throws		Rebounds				PF	A	TO	BLK	STL	PTS	AVG
				FG-FGA	PCT	3FG-3FGA	PCT	FT-FTA	PCT	OFF	DEF	TOT	AVG							
Southern U.	11/07/2022	*	22:42	2-4	.500	1-3	.333	0-0	.000	1	3	4	4.0	2	2	1	0	1	5	5.0
Evansville	11/10/2022	*	20:13	2-4	.500	1-2	.500	1-2	.500	0	0	0	2.0	3	1	1	0	0	6	5.5
at Drake	11/13/2022	*	25:59	0-3	.000	0-2	.000	0-0	.000	0	6	6	3.3	3	3	1	0	0	0	3.7
at Kansas St.	11/17/2022	*	23:33	2-5	.400	0-1	.000	0-0	.000	1	5	6	4.0	5	6	2	0	1	4	3.8
Belmont	11/20/2022	*	31:43	2-6	.333	1-3	.333	1-2	.500	2	3	5	4.2	0	1	0	1	1	6	4.2
vs Oregon St.	11/25/2022	*	33:57	2-5	.400	0-1	.000	0-0	.000	3	3	6	4.5	2	4	1	0	1	4	4.2
vs UConn	11/27/2022	*	33:59	7-10	.700	6-6	1.000	0-0	.000	0	2	2	4.1	0	2	3	0	2	20	6.4
NC State	12/01/2022	*	28:35	2-5	.400	1-2	.500	2-2	1.000	0	0	0	3.6	1	1	1	0	0	7	6.5
at Wisconsin	12/04/2022	*	21:01	1-4	.250	1-3	.333	0-0	.000	1	1	2	3.4	2	4	1	1	2	3	6.1
Iowa St.	12/07/2022	*	36:13	5-8	.625	3-4	.750	0-0	.000	1	4	5	3.6	2	2	0	1	0	13	6.8
Minnesota	12/10/2022	*	18:34	3-5	.600	0-2	.000	1-1	1.000	2	3	5	3.7	1	3	1	0	0	7	6.8
UNI	12/18/2022	*	23:43	4-8	.500	1-2	.500	0-0	.000	1	3	4	3.8	3	0	1	1	2	9	7.0
Dartmouth	12/21/2022	*	23:08	1-1	1.000	1-1	1.000	1-2	.500	0	3	3	3.7	1	13	1	0	1	4	6.8
Purdue	12/29/2022	*	28:25	2-7	.286	1-5	.200	0-0	.000	1	7	8	4.0	3	3	3	0	2	5	6.6
at Illinois	01/01/2023	*	37:04	2-6	.333	2-3	.667	0-0	.000	0	3	3	3.9	2	4	2	0	0	6	6.6
at Michigan	01/07/2023	*	23:35	4-8	.500	1-3	.333	1-1	1.000	2	0	2	3.8	3	1	4	0	0	10	6.8
Northwestern	01/11/2023	*	23:25	3-5	.600	2-3	.667	0-0	.000	2	0	2	3.7	0	2	0	0	0	8	6.9
Penn St.	01/14/2023	*	17:27	0-1	.000	0-1	.000	0-0	.000	0	3	3	3.7	1	2	2	0	1	0	6.5
at Michigan St.	01/18/2023	*	39:38	1-4	.250	1-2	.500	6-6	1.000	0	3	3	3.6	1	4	0	1	2	9	6.6
at Ohio St.	01/23/2023	*	36:21	3-9	.333	3-8	.375	4-4	1.000	1	10	11	4.0	2	4	3	2	0	13	7.0
Nebraska	01/28/2023	*	32:34	2-4	.500	1-2	.500	1-2	.500	1	4	5	4.0	0	6	1	1	3	6	6.9
Maryland	02/02/2023	*	33:01	1-4	.250	0-3	.000	1-2	.500	0	6	6	4.1	2	6	2	1	2	3	6.7
at Penn St.	02/05/2023	*	20:32	4-5	.800	1-2	.500	2-2	1.000	0	8	8	4.3	2	1	1	0	0	11	6.9
at Indiana	02/09/2023	*	35:13	2-7	.286	0-4	.000	2-2	1.000	1	6	7	4.4	4	1	1	2	0	6	6.9
Rutgers	02/12/2023	*	14:09	3-3	1.000	0-0	.000	0-0	.000	0	5	5	4.4	2	5	0	0	1	6	6.8
Wisconsin	02/15/2023	*	22:36	3-5	.600	1-3	.333	0-0	.000	0	2	2	4.3	2	4	3	0	1	7	6.8
at Nebraska	02/18/2023	*	28:26	4-6	.667	2-4	.500	0-0	.000	0	1	1	4.2	1	6	2	0	0	10	7.0
at Maryland	02/21/2023	*	23:31	2-7	.286	0-3	.000	0-0	.000	0	1	1	4.1	2	3	3	0	1	4	6.9
Indiana	02/26/2023	*	28:10	6-9	.667	3-4	.750	4-5	.800	0	1	1	4.0	4	4	1	0	0	19	7.3
vs Purdue	03/03/2023	*	31:47	2-7	.286	1-4	.250	2-2	1.000	1	6	7	4.1	1	5	2	0	2	7	7.3
vs Maryland	03/04/2023	*	31:54	4-10	.400	0-5	.000	2-2	1.000	1	8	9	4.3	4	7	4	1	1	10	7.4
vs Ohio St.	03/05/2023	*	22:01	5-6	.833	1-1	1.000	2-2	1.000	0	2	2	4.2	3	3	4	0	0	13	7.5
Southeastern La.	03/17/2023	*	21:39	1-4	.250	1-3	.333	2-2	1.000	1	3	4	4.2	0	2	1	1	0	5	7.5
Georgia	03/19/2023	*	38:30	1-4	.250	1-4	.250	0-0	.000	0	2	2	4.1	2	5	1	1	1	3	7.3
vs Colorado	03/24/2023	*	37:44	3-8	.375	2-3	.667	8-11	.727	2	4	6	4.2	3	3	1	0	1	16	7.6
vs Louisville	03/26/2023	*	37:21	2-5	.400	2-4	.500	0-0	.000	1	2	3	4.1	2	5	1	1	2	6	7.5
vs South Carolina	03/31/2023	*	36:42	2-5	.400	1-1	1.000	2-2	1.000	1	6	7	4.2	3	2	1	0	1	7	7.5
Totals		37	1045:06	95-207	.459	43-107	.402	45-54	.833	27	129	156	4.2	74	130	61	14	32	278	7.5

Player Averages

Games Played	Minutes/game	Points/game	FG Pct	3FG Pct	FT Pct	Rebounds/game	Assists/game	Turnovers/game	Assist/Turnover ratio	Steals/game	Blocks/game
37	28.2	7.5	45.9	40.2	83.3	4.2	3.5	1.6	2.1	0.9	0.4

Single Game Highs

Statistic	Value	Opponent/Date
Points	20	vs UConn 11/27/22
Rebounds	11	vs Nebraska 03/05/22, at Ohio St. 01/23/23
Assists	13	vs Dartmouth 12/21/22
Steals	4	at Minnesota 01/31/21, vs Purdue 03/10/21
Blocks	3	at Wisconsin 02/03/22, at Michigan 02/06/22, vs Illinois St. 03/18/22
FG Made	7	vs Penn St. 02/18/21, vs UConn 11/27/22
FG Attempts	13	vs Indiana 03/06/22
3FG Made	6	vs UConn 11/27/22
3FG Attempts	8	at Ohio St. 01/23/23
FT Made	8	vs Colorado 03/24/23
FT Attempts	11	vs Colorado 03/24/23

SEASON	TEAM	GP-GS	MIN/AVG	Field Goals		3-Point		F-Throws		Rebounds				Scoring						
				FG-FGA	FG%	3FG-3FGA	3FG%	FT-FTA	FT%	OFF	DEF	TOT	AVG	PF-FO	A	TO	BLK	STL	PTS	AVG
2019-20	Iowa	24-0	202/8.4	21-64	.328	4-22	.182	12-16	.750	13	30	43	1.8	18-0	18	16	3	8	58	2.4
2020-21	Iowa	30-30	922/30.7	78-181	.431	28-79	.354	27-32	.844	44	88	132	4.4	67-2	120	48	9	37	211	7.0
2021-22	Iowa	32-32	961/30.0	86-190	.453	20-70	.286	37-50	.740	39	119	158	4.9	78-3	111	62	23	36	229	7.2
2022-23	Iowa	37-37	1045/28.2	95-207	.459	43-107	.402	45-54	.833	27	129	156	4.2	74-1	130	61	14	32	278	7.5
TOTAL		123-99	3130/25.5	280-642	.436	95-278	.342	121-152	.796	123	366	489	4.0	237-6	379	187	49	113	776	6.3



IOWA BASKETBALL

@IOWAWBB BIOS

29 NCAA Tournaments • 9 Sweet Sixteens • 5 Elite Eights • 2 NCAA Final Four • 2023 National Championship Appearance • 15 Big Ten Titles

Caitlin Clark

2022-23 Game-by-Game



Guard • 6-0 • Junior
West Des Moines, Iowa
Dowling Catholic

See next page for full season notes

Opponent	Date	GS	MIN	Total		3-Pointers		Free throws		Rebounds				PF	A	TO	BLK	STL	PTS	AVG	
				FG-FGA	PCT	3FG-3FGA	PCT	FT-FTA	PCT	OFF	DEF	TOT	AVG								
Southern U.	11/07/2022	*	20:13	6-10	.600	3-6	.500	5-7	.714	0	9	9	9.0	1	1	4	0	1	20	20.0	
Evansville	11/10/2022	*	21:50	8-12	.667	2-5	.400	8-9	.889	0	5	5	7.0	1	12	3	0	2	26	23.0	
at Drake	11/13/2022	*	42:58	9-28	.321	4-14	.286	6-9	.667	1	4	5	6.3	4	9	4	0	2	28	24.7	
at Kansas St.	11/17/2022	*	35:43	6-17	.353	2-7	.286	13-16	.813	0	10	10	7.3	1	7	3	0	1	27	25.3	
Belmont	11/20/2022	*	30:46	10-18	.556	3-7	.429	10-11	.909	0	3	3	6.4	2	5	1	1	2	33	26.8	
vs Oregon St.	11/25/2022	*	35:23	12-23	.522	2-8	.250	2-3	.667	0	9	9	6.8	3	8	0	2	0	28	27.0	
vs UConn	11/27/2022	*	40:00	9-24	.375	2-11	.182	5-7	.714	0	7	7	6.9	2	6	3	1	2	25	26.7	
NC State	12/01/2022	*	38:51	16-28	.571	5-13	.385	8-8	1.000	0	6	6	6.8	3	4	4	0	1	45	29.0	
at Wisconsin	12/04/2022	*	29:46	8-14	.571	2-5	.400	4-4	1.000	0	10	10	7.1	1	10	5	2	2	22	28.2	
Iowa St.	12/07/2022	*	38:40	7-20	.350	4-9	.444	1-2	.500	1	7	8	7.2	2	8	5	0	5	19	27.3	
Minnesota	12/10/2022	*	35:14	11-26	.423	4-9	.444	6-8	.750	2	8	10	7.5	2	9	3	0	4	32	27.7	
UNI	12/18/2022	*	36:28	6-17	.353	1-7	.143	13-14	.929	0	8	8	7.5	2	7	2	0	3	26	27.6	
Dartmouth	12/21/2022	*	26:00	5-8	.625	2-3	.667	8-9	.889	0	10	10	7.7	0	6	6	0	1	20	27.0	
Purdue	12/29/2022	*	31:10	7-16	.438	4-10	.400	6-9	.667	0	6	6	7.6	4	5	3	0	1	24	26.8	
at Illinois	01/01/2023	*	36:54	11-27	.407	7-14	.500	3-3	1.000	1	4	5	7.4	5	7	5	0	0	32	27.1	
at Michigan	01/07/2023	*	37:25	10-17	.588	2-6	.333	6-7	.857	0	8	8	7.4	0	3	4	1	0	28	27.2	
Northwestern	01/11/2023	*	32:18	6-14	.429	4-8	.500	4-6	.667	0	9	9	7.5	2	14	4	1	1	20	26.8	
Penn St.	01/14/2023	*	28:01	9-15	.600	3-7	.429	6-6	1.000	1	6	7	7.5	3	10	1	0	1	27	26.8	
at Michigan St.	01/18/2023	*	42:49	6-19	.316	2-10	.200	12-14	.857	0	9	9	7.6	2	11	5	2	0	26	26.7	
at Ohio St.	01/23/2023	*	40:00	8-19	.421	3-10	.300	9-10	.900	1	9	10	7.7	1	15	7	2	1	28	26.8	
Nebraska	01/28/2023	*	36:39	9-26	.346	5-12	.417	10-12	.833	1	11	12	7.9	1	9	6	1	3	33	27.1	
Maryland	02/02/2023	*	38:31	13-19	.684	6-11	.545	10-11	.909	0	7	7	7.9	3	8	8	1	2	42	27.8	
at Penn St.	02/05/2023	*	31:35	9-17	.529	2-6	.333	3-3	1.000	3	7	10	8.0	1	14	4	1	2	23	27.6	
at Indiana	02/09/2023	*	39:27	12-28	.429	3-11	.273	8-11	.727	1	3	4	7.8	4	10	8	0	2	35	27.9	
Rutgers	02/12/2023	*	20:37	4-7	.571	2-4	.500	5-6	.833	0	4	4	7.6	0	10	3	0	3	15	27.4	
Wisconsin	02/15/2023	*	28:49	9-12	.750	4-7	.571	2-2	1.000	0	6	6	7.6	0	8	3	0	1	24	27.2	
at Nebraska	02/18/2023	*	33:04	10-21	.476	4-10	.400	6-7	.857	0	5	5	7.5	0	8	3	0	1	30	27.3	
at Maryland	02/21/2023	*	35:31	5-13	.385	4-10	.400	4-4	1.000	0	5	5	7.4	2	4	6	2	0	18	27.0	
Indiana	02/26/2023	*	37:52	12-22	.545	4-12	.333	6-8	.750	0	9	9	7.4	3	9	2	0	1	34	27.2	
vs Purdue	03/03/2023	*	35:45	8-18	.444	3-9	.333	3-3	1.000	0	8	8	7.5	4	4	4	1	0	22	27.1	
vs Maryland	03/04/2023	*	36:38	7-18	.389	5-13	.385	3-6	.500	0	5	5	7.4	3	9	2	1	0	22	26.9	
vs Ohio St.	03/05/2023	*	33:29	9-17	.529	5-11	.455	7-8	.875	2	8	10	7.5	2	17	2	0	1	30	27.0	
Southeastern La.	03/17/2023	*	29:10	9-14	.643	3-6	.500	5-5	1.000	1	6	7	7.5	1	12	5	1	2	26	27.0	
Georgia	03/19/2023	*	40:00	6-17	.353	4-10	.400	6-7	.857	0	3	3	7.3	3	12	3	0	3	22	26.8	
vs Colorado	03/24/2023	*	36:14	11-22	.500	4-9	.444	5-6	.833	0	3	3	7.2	3	8	4	0	2	31	26.9	
vs Louisville	03/26/2023	*	38:59	11-19	.579	8-14	.571	11-13	.846	0	10	10	7.3	2	12	9	0	3	41	27.3	
vs South Carolina	03/31/2023	*	38:32	15-31	.484	5-17	.294	6-6	1.000	0	6	6	7.2	3	8	8	0	1	41	27.7	
Totals			37	1271:21	329-693	.475	132-341	.387	235-280	.839	15	253	268	7.2	76	319	152	20	57	1025	27.7

Player Averages

Games Played	Minutes/game	Points/game	FG Pct	3FG Pct	FT Pct	Rebounds/game	Assists/game	Turnovers/game	Assist/Turnover ratio	Steals/game	Blocks/game
37	34.4	27.7	47.5	38.7	83.9	7.2	8.6	4.1	2.1	1.5	0.5

Single Game Highs

Statistic	Value
Points	46 at Michigan 02/06/22
Rebounds	13 vs Western Ill. 12/22/20, at Minnesota 01/20/22
Assists	18 at Penn St. 01/25/22
Steals	5 at Rutgers 02/24/22, vs Iowa St. 12/07/22
Blocks	3 vs Northwestern 03/04/22
FG Made	18 vs Evansville 01/02/22
FG Attempts	31 vs South Carolina 03/31/23
3FG Made	9 at Maryland 02/23/21
3FG Attempts	17 vs South Carolina 03/31/23
FT Made	14 at Purdue 01/13/22
FT Attempts	16 at Purdue 01/13/22, at Kansas St. 11/17/22

SEASON	TEAM	GP-GS	MIN/AVG	Field Goals		3-Point		F-Throws		Rebounds				Scoring						
				FG-FGA	FG%	3FG-3FGA	3FG%	FT-FTA	FT%	OFF	DEF	TOT	AVG	PF-FO	A	TO	BLK	STL	PTS	AVG
2020-21	Iowa	30-30	1020/34.0	266-564	.472	116-286	.406	151-176	.858	18	159	177	5.9	69-3	214	144	14	38	799	26.6
2021-22	Iowa	32-32	1147/35.9	286-633	.452	91-274	.332	200-227	.881	14	242	256	8.0	79-0	257	152	20	47	863	27.0
2022-23	Iowa	37-37	1271/34.4	329-693	.475	132-341	.387	235-280	.839	15	253	268	7.2	76-1	319	152	20	57	1025	27.7
TOTAL		99-99	3439/34.7	881-1890	.466	339-901	.376	586-683	.858	47	654	701	7.1	224-4	790	448	54	142	2687	27.1



IOWA BASKETBALL

@IOWAWBB BIOS

29 NCAA Tournaments • 9 Sweet Sixteens • 5 Elite Eights • 2 NCAA Final Four • 15 Big Ten Titles

Caitlin Clark 2022-23 Notes

For full career highlights, see player page 6, 7.

- Naismith Women's College Player of the Year
- Associated Press Women's College Basketball Player of the Year
- First Team All-American by the United States Basketball Writers Association
- Unanimous First Team All-American by the Associated Press
- 2022-23 Academic All-America® of the Year
- The Athletic National Player of the Year
- Named to Naismith Women's Player of the Year Finalist
- 2022-23 Big Ten Player of the Year
- Unanimous First Team All-Big Ten
- 2022-23 Preseason Wooden Award watch list
- 2022-23 Preseason first team All-Big Ten
- Voted ESPN's Midseason Player of the Year
- Named to Nancy Lieberman's Midseason Top 10
- Named to Nancy Lieberman's Finalist
- Named to Wooden Award Finalist
- Tabbed Wade Trophy Finalist
- Named to WBCA Region 4 Finalist
- Earned Dawn Staley Award Late Season Watch List
- Tabbed College Sports Communicators Academic All-District honorees
- Big Ten All-Tournament Team and tabbed MVP
- Named First Team All-American by the United States Basketball Writers Association
- Named a unanimous First Team All-American by the Associated Press
- Named 2022-23 Academic All-America® of the Year
- 43 career double-doubles
- Named to the USWBA Ann Meyers Drysdale Player of the Year Watch List
- NPOY Caitlin Clark became the first player in Division I women's basketball history to record more than 1,000 points and 300 assists in the same season. Clark has 161 points and 52 assists in this NCAA Tournament. Since 2000, it's one of six instances of a player having 150 points and 50 assists in ANY 5-game span. All six of those belong to Clark.
- Clark also broke the Big Ten single season record for most points.
- Earned BIG Player of the week on Feb. 27, Feb. 6, Jan. 17, Dec. 5, Dec. 12, and earned Co-BIG Player of the Week on Jan. 30 to mark her 18th weekly award, which is the third-most in BIG history. She has garnered weekly honors six times this season which is a conference-best.
- Eclipsed 2,000 career points in her 75th career game, which ties her for the fastest NCAA Division I women's basketball player to do so. (Elena Delle Donne). She is the fourth Hawkeye women's basketball player to score 2,000 points and is the seventh Iowa men's or women's basketball player to score 2,000 points. She eclipsed 2,500 career points at the University of Iowa, only the second player in school history to do so.
- Clark is the second player in Big Ten women's basketball history to have registered more than 2,000 points, 550 assists, 520 rebounds, 110 steals, and 40 blocks in a career.
- 11 career triple-doubles, setting a new Big Ten record for most triple-doubles in a career and ties for second-best in NCAA women's basketball history. Clark is the first player in NCAA Tournament history to record a 40-point triple-double.
- Leads the country in games with 25+ points, 5+ rebounds, and 5+ assists. She has done that 19 times this year, which is an NCAA Best. She surpassed Sabrina Ionescu for most career games scoring 20+ points, 5 rebounds, and 5 assists.
- Has scored 20 or more points in 31 games this season.
- Broke Bramlage Coliseum record by an opponent for most free throw attempts made with 13 against Kansas State.
- Clark has scored 30+ points 13 times this season, 35 times in her career, and 16 times in her career she has netted 30 or more points versus a ranked opponent.
- Has a streak of scoring in double figures an astounding 89 games, which is a NCAA Division I best.
- Clark is the only player in the nation with more than 1,000 points, 240 rebounds, 310 assists, and 45 steals this season.
- Registered a new season-high season-high 45 points, six boards, and four assists to set a new Carver-Hawkeye Arena record for points in a game, breaking the previous record of 43 set by herself last season. She has scored 40 or more points eight times in her career and four this season. Clark's 41-point performance against Louisville on March 26 ties for the third most in NCAA Tournament Regional Final history. Clark has registered back-to-back 40-point performances. Clark is the second player to score 40 points or more in an NCAA Women's Final Four game. (National or Semis)
- Ranks second all-time with 790 career assists, and is the 10th Big Ten women's basketball player to do so. Clark broke the junior season record for most assists in a single season (319) and broke the Big Ten conference record for most assists previously held by Ohio State's Samantha Prahalis (289 in 2009-10).
- Clark is the only player since 2000 with 30 points per game, 10 assists per game, and 50% field goal percentage over a five-game span.
- Ranks 15th all-time in career rebounds with 701.
- Clark has netted a 3-point basket in 56 straight games. She has hit at least one 3-punter in 97 career games.
- She broke the junior single-season record at Iowa for most 3-pointers made (132).
- Clark became the first player in Division I women's basketball history to record more than 900 points and 300 assists in the same season.
- Set a Big Ten Tournament career record with 86 career assists in her 11 tournament games to date (2021-23).



IOWA BASKETBALL

@IOWAWBB BIOS

29 NCAA Tournaments • 9 Sweet Sixteens • 5 Elite Eights • 2 NCAA Final Four • 2023 National Championship Appearance • 15 Big Ten Titles

Jada Gyamfi



Forward • 6-1 • Freshman
Johnston, Iowa.
Johnston

- 2022 Class 5A Iowa State Champion during senior season and was runner-up during junior season at Johnston High School
- Played for All Iowa Attack (2017-2021) under Dickson Jensen, Randy Mauro and Allen Jones, winning three Nike National Championships, two Boo Williams Championships and recorded an undefeated season in 2020

In 2022-23

- Ranked No. 68 by World Exposure Report of top newcomers to watch
- Made first collegiate debut against Dartmouth (Dec. 21)

2022-23 Game-by-Game

Opponent	Date	GS	MIN	Total		3-Pointers		Free throws		Rebounds				PF	A	TO	BLK	STL	PTS	AVG
				FG-FGA	PCT	3FG-3FGA	PCT	FT-FTA	PCT	OFF	DEF	TOT	AVG							
Dartmouth	12/21/2022		02:53	1-2	.500	0-1	.000	0-0	.000	1	3	4	4.0	0	1	0	0	0	2	2.0
Northwestern	01/11/2023		02:14	0-0	.000	0-0	.000	0-0	.000	1	0	1	2.5	0	1	0	0	0	0	1.0
Penn St.	01/14/2023		04:57	0-2	.000	0-2	.000	0-0	.000	0	1	1	2.0	1	1	0	1	0	0.7	
at Penn St.	02/05/2023		02:40	0-1	.000	0-0	.000	0-0	.000	0	0	0	1.5	0	0	0	0	0	0.5	
Rutgers	02/12/2023		07:34	1-1	1.000	1-1	1.000	1-2	.500	0	1	1	1.4	0	1	0	0	0	4	1.2
Wisconsin	02/15/2023		02:31	0-0	.000	0-0	.000	0-0	.000	0	0	0	1.2	0	0	1	0	0	0	1.0
vs Ohio St.	03/05/2023		01:35	0-1	.000	0-0	.000	0-0	.000	0	0	0	1.0	0	0	0	0	0	0	0.9
Southeastern La.	03/17/2023		02:18	0-0	.000	0-0	.000	0-0	.000	0	1	1	1.0	0	0	0	0	0	0	0.8
Totals		0	26:42	2-7	.286	1-4	.250	1-2	.500	2	6	8	1.0	1	4	3	0	1	6	0.8

Player Averages

Games Played	Minutes/ game	Points/ game	FG Pct	3FG Pct	FT Pct	Rebounds/ game	Assists/ game	Turnovers/ game	Assist/Turnover ratio	Steals/ game	Blocks/ game
8	3.3	0.8	28.6	25.0	50.0	1.0	0.5	0.4	1.3	0.1	0.0

Single Game Highs

Statistic	Value
Points	4 vs Rutgers 02/12/23
Rebounds	4 vs Dartmouth 12/21/22
Assists	1 4 times
Steals	1 vs Penn St. 01/14/23
FG Made	1 vs Dartmouth 12/21/22, vs Rutgers 02/12/23
FG Attempts	2 vs Dartmouth 12/21/22, vs Penn St. 01/14/23
3FG Made	1 vs Rutgers 02/12/23
3FG Attempts	2 vs Penn St. 01/14/23
FT Made	1 vs Rutgers 02/12/23
FT Attempts	2 vs Rutgers 02/12/23

SEASON	TEAM	GP-GS	MIN/AVG	Field Goals		3-Point		F-Throws		Rebounds				Scoring						
				FG-FGA	FG%	3FG-3FGA	3FG%	FT-FTA	FT%	OFF	DEF	TOT	AVG	PF-FO	A	TO	BLK	STL	PTS	AVG
2022-23	Iowa	8-0	27/3.3	2-7	.286	1-4	.250	1-2	.500	2	6	8	1.0	1-0	4	3	0	1	6	0.8
TOTAL		8-0	27/3.3	2-7	.286	1-4	.250	1-2	.500	2	6	8	1.0	1-0	4	3	0	1	6	0.8



IOWA BASKETBALL

@IOWAWBB BIOS

29 NCAA Tournaments • 9 Sweet Sixteens • 5 Elite Eights • 2 NCAA Final Four • 15 Big Ten Titles

Gabbie Marshall



Guard • 5-10 • Senior
Cincinnati, Ohio
Mount Notre Dame

- Started 30 games in back-to-back seasons
- Scored in double figures six times and registered three or more assists in 12 games
- Earned Academic All-Big Ten honors and was named to Iowa's Dean's List.

In 2022-23

- Tabbed College Sports Communicators Academic All-District honorees
- Named Big Ten All-Tournament Team
- Had season-high 21 points against No. 5 Maryland (March 4)
- In postseason play, Gabbie Marshall is 23-47 from 3-point range.
- Ranks 8th all-time for career 3-pointers made with 191.
- Tied her career-high of seven 3-pointers in a single game
- Her 13 three-pointers were third-most in one Big Ten Tournament
- Tied a season-high with four steals against Louisville (March 26)

2022-23 Game-by-Game

Opponent	Date	GS	MIN	Total		3-Pointers		Free throws		Rebounds				PF	A	TO	BLK	STL	PTS	AVG
				FG-FGA	PCT	3FG-3FGA	PCT	FT-FTA	PCT	OFF	DEF	TOT	AVG							
Southern U.	11/07/2022	*	22:00	3-8	.375	0-5	.000	0-0	.000	0	3	3	3.0	0	1	1	0	0	6	6.0
Evansville	11/10/2022	*	19:31	0-2	.000	0-1	.000	1-2	.500	0	1	1	2.0	2	1	1	0	2	1	3.5
at Drake	11/13/2022	*	40:45	2-9	.222	2-6	.333	0-0	.000	0	2	2	2.0	2	2	0	0	3	6	4.3
at Kansas St.	11/17/2022	*	21:38	2-6	.333	1-4	.250	0-0	.000	0	0	0	1.5	3	1	0	0	0	5	4.5
Belmont	11/20/2022	*	18:55	2-5	.400	1-4	.250	0-0	.000	0	1	1	1.4	1	0	1	0	0	5	4.6
vs Oregon St.	11/25/2022	*	34:06	3-7	.429	1-3	.333	0-0	.000	0	2	2	1.5	2	1	1	1	4	7	5.0
vs UConn	11/27/2022	*	37:21	4-9	.444	2-6	.333	0-0	.000	0	2	2	1.6	0	2	0	0	3	10	5.7
NC State	12/01/2022	*	29:29	0-5	.000	0-3	.000	0-0	.000	0	1	1	1.5	3	1	1	0	4	0	5.0
at Wisconsin	12/04/2022	*	24:05	2-5	.400	0-2	.000	3-4	.750	0	0	0	1.3	1	1	2	0	1	7	5.2
Iowa St.	12/07/2022	*	25:52	1-2	.500	1-2	.500	0-0	.000	0	3	3	1.5	1	0	0	0	0	3	5.0
Minnesota	12/10/2022	*	22:59	0-6	.000	0-6	.000	0-0	.000	0	1	1	1.5	0	1	3	0	1	0	4.5
UNI	12/18/2022	*	35:10	3-7	.429	2-6	.333	0-0	.000	0	2	2	1.5	1	2	0	0	1	8	4.8
Dartmouth	12/21/2022	*	19:51	1-5	.200	0-2	.000	1-2	.500	1	1	2	1.5	0	0	1	2	3	4.7	
Purdue	12/29/2022	*	27:16	1-4	.250	0-3	.000	2-4	.500	1	1	2	1.6	0	1	2	0	0	4	4.6
at Illinois	01/01/2023	*	32:18	1-3	.333	1-2	.500	0-0	.000	0	1	1	1.5	2	2	0	0	2	3	4.5
at Michigan	01/07/2023	*	30:50	2-5	.400	2-4	.500	0-0	.000	1	1	2	1.6	3	2	2	0	1	6	4.6
Northwestern	01/11/2023	*	19:58	1-3	.333	1-3	.333	0-0	.000	0	1	1	1.5	0	1	1	0	2	3	4.5
Penn St.	01/14/2023	*	22:32	1-4	.250	1-3	.333	0-0	.000	1	1	2	1.6	0	3	1	0	3	3	4.4
at Michigan St.	01/18/2023	*	35:18	2-7	.286	2-6	.333	0-0	.000	0	4	4	1.7	3	0	1	0	1	6	4.5
at Ohio St.	01/23/2023	*	35:08	2-8	.250	1-4	.250	0-0	.000	2	1	3	1.8	1	2	0	0	0	5	4.6
Nebraska	01/28/2023	*	33:53	3-7	.429	1-3	.333	0-0	.000	1	4	5	1.9	3	1	0	0	0	7	4.7
Maryland	02/02/2023	*	23:00	0-2	.000	0-2	.000	0-0	.000	0	0	0	1.8	1	5	1	0	3	0	4.5
at Penn St.	02/05/2023	*	19:15	1-2	.500	1-2	.500	0-2	.000	0	2	2	1.8	3	4	0	0	0	3	4.4
at Indiana	02/09/2023	*	36:36	1-2	.500	1-1	1.000	0-0	.000	0	0	0	1.8	2	2	1	0	2	3	4.3
Rutgers	02/12/2023	*	17:48	3-4	.750	2-2	1.000	0-0	.000	0	1	1	1.7	0	3	0	0	2	8	4.5
Wisconsin	02/15/2023	*	23:31	1-3	.333	1-2	.500	0-0	.000	0	2	2	1.7	1	1	0	0	1	3	4.4
at Nebraska	02/18/2023	*	23:47	2-2	1.000	2-2	1.000	0-0	.000	0	2	2	1.7	1	0	1	0	3	6	4.5
at Maryland	02/21/2023	*	29:02	5-11	.455	5-10	.500	0-0	.000	0	1	1	1.7	1	1	2	0	0	15	4.9
Indiana	02/26/2023	*	33:37	3-5	.600	2-4	.500	0-0	.000	0	0	0	1.7	0	1	1	0	1	8	5.0
vs Purdue	03/03/2023	*	32:57	4-7	.571	3-5	.600	0-0	.000	0	3	3	1.7	0	2	2	0	2	11	5.2
vs Maryland	03/04/2023	*	39:21	7-14	.500	7-13	.538	0-0	.000	0	1	1	1.7	1	2	0	0	1	21	5.7
vs Ohio St.	03/05/2023	*	32:09	3-4	.750	3-3	1.000	0-0	.000	0	1	1	1.7	0	2	1	0	2	9	5.8
Southeastern La.	03/17/2023	*	23:18	1-5	.200	1-4	.250	0-0	.000	0	1	1	1.6	1	4	2	0	3	3	5.7
Georgia	03/19/2023	*	38:15	5-9	.556	5-8	.625	0-0	.000	0	1	1	1.6	3	1	1	0	2	15	6.0
vs Colorado	03/24/2023	*	37:43	3-6	.500	1-4	.250	0-0	.000	0	2	2	1.6	1	3	0	0	2	7	6.0
vs Louisville	03/26/2023	*	38:17	5-12	.417	3-9	.333	1-1	1.000	0	2	2	1.6	1	1	1	0	4	14	6.2
vs South Carolina	03/31/2023	*	39:00	0-1	.000	0-1	.000	0-0	.000	1	1	2	1.6	0	1	0	0	3	0	6.1
Totals		37	1076:31	80-206	.388	56-150	.373	8-15	.533	8	53	61	1.6	44	58	30	2	61	224	6.1

Player Averages

Games Played	Minutes/game	Points/game	FG Pct	3FG Pct	FT Pct	Rebounds/game	Assists/game	Turnovers/game	Assist/Turnover ratio	Steals/game	Blocks/game
37	29.1	6.1	38.8	37.3	53.3	1.6	1.6	0.8	1.9	1.6	0.1

Single Game Highs

Statistic	Value
Points	27 vs Rutgers 03/11/21
Rebounds	7 vs Rutgers 03/11/21
Assists	6 vs Illinois 12/31/19, vs Rutgers 12/31/20
Steals	6 vs Western Ill. 12/22/20
Blocks	1 10 times
FG Made	10 vs Rutgers 03/11/21
FG Attempts	15 vs Rutgers 03/11/21
3FG Made	7 vs Rutgers 03/11/21, vs Maryland 03/04/23
3FG Attempts	13 vs Maryland 03/04/23
FT Made	5 at Purdue 01/13/22
FT Attempts	6 at Purdue 01/13/22

SEASON	TEAM	GP-GS	MIN/AVG	Field Goals		3-Point		F-Throws		Rebounds				Scoring						
				FG-FGA	FG%	3FG-3FGA	3FG%	FT-FTA	FT%	OFF	DEF	TOT	AVG	PF-FO	A	TO	BLK	STL	PTS	AVG
2019-20	Iowa	30-1	492/16.4	49-125	.392	34-91	.374	17-24	.708	5	19	24	0.8	28-0	37	19	1	22	149	5.0
2020-21	Iowa	30-30	901/30.0	96-212	.453	57-121	.471	24-28	.857	14	48	62	2.1	47-1	58	34	3	57	273	9.1
2021-22	Iowa	30-30	951/31.7	67-163	.411	44-112	.393	25-33	.758	10	43	53	1.8	42-0	63	32	4	50	203	6.8
2022-23	Iowa	37-37	1077/29.1	80-206	.388	56-150	.373	8-15	.533	8	53	61	1.6	44-0	58	30	2	61	224	6.1
TOTAL		127-98	3420/26.9	292-706	.414	191-474	.403	74-100	.740	37	163	200	1.6	161-1	216	115	10	190	849	6.7



IOWA BASKETBALL

@IOWAWBB BIOS

29 NCAA Tournaments • 9 Sweet Sixteens • 5 Elite Eights • 2 NCAA Final Four • 2023 National Championship Appearance • 15 Big Ten Titles

Monika Czinano



Forward • 6-3 • 5th Year
Watertown, Minn.
Watertown-Mayer

For full career highlights, see player page 8.

- 2022-23 Unanimous First Team All-Big Ten
- 2022-23 Preseason first team All-Big Ten
- Preseason Wooden Award Watch List
- Big Ten All-Tournament Team
- Named to Lisa Leslie Watch List
- On Wooden Award Late Season Top 20
- Named to the USWBA Ann Meyers Drysdale Player of the Year Watch List
- Named to Naismith Women's Player of the Year Midseason Team
- Recognized as first Big Ten Player of the Week of the season on Nov. 14 and BIG Honor Roll on Jan. 23
- Eclipsed 2,000 career points; she is the fifth Iowa women's basketball player to do so. She is the 38th Big Ten Conference player to score 2,000 career points since the Big Ten incorporated women's athletics in 1981-82, and is the second Hawkeye in as many games to reach that milestone,
- Has reached double figures 28 times this year, 11 times with 21 or more points.
- Broke a school record for single-game field goal percentage, finishing with 22 points (11-11 FG) and seven rebounds against Michigan State (Jan. 18)
- Set a Big Ten Tournament record for field goal percentage, going 11-of-12 (.917) in the championship game against Ohio State (March 5)
- Ranks 13th all-time career rebounds with 781 rebounds.
- 8 career double-doubles
- Ranks 2nd in all-time scoring with 2,400 career points.
- Registered a career-high 8 assists against Michigan (Jan. 7)
- Had a season-high three blocks against Northwestern (Jan. 11)
- Tied career-high of two steals against No. 8 Maryland on Feb. 2.
- From Jan. 7 through Feb. 6, she shot 70% from the field, and registered 20 or more points in four of six games.

2022-23 Game-by-Game

Opponent	Date	GS	MIN	Total		3-Pointers		Free throws		Rebounds				PF	A	TO	BLK	STL	PTS	AVG	
				FG-FGA	PCT	3FG-3FGA	PCT	FT-FTA	PCT	OFF	DEF	TOT	AVG								
Southern U.	11/07/2022	*	20:43	3-4	.750	0-0	.000	4-5	.800	1	3	4	4.0	1	3	0	1	10	10.0		
Evansville	11/10/2022	*	19:22	10-14	.714	0-0	.000	3-4	.750	3	4	7	5.5	2	0	0	1	1	23	16.5	
at Drake	11/13/2022	*	37:13	14-21	.667	0-0	.000	8-14	.571	5	6	11	7.3	0	1	1	1	0	36	23.0	
at Kansas St.	11/17/2022	*	31:44	8-11	.727	0-0	.000	2-4	.500	0	3	3	6.3	1	2	0	0	1	18	21.8	
Belmont	11/20/2022	*	29:20	4-7	.571	0-0	.000	1-2	.500	1	9	10	7.0	2	2	3	0	0	9	19.2	
vs Oregon St.	11/25/2022	*	33:43	7-11	.636	0-0	.000	3-3	1.000	0	7	7	7.0	3	2	4	0	0	17	18.8	
vs UConn	11/27/2022	*	35:56	3-7	.429	0-0	.000	2-2	1.000	3	4	7	7.0	2	1	1	0	1	8	17.3	
NC State	12/01/2022	*	35:15	2-4	.500	0-0	.000	1-2	.500	2	7	9	7.3	3	0	4	0	1	5	15.8	
at Wisconsin	12/04/2022	*	25:21	9-10	.900	0-0	.000	0-1	.000	1	7	8	7.3	4	1	0	0	1	18	16.0	
Iowa St.	12/07/2022	*	28:08	6-14	.429	0-0	.000	6-6	1.000	2	8	10	7.6	3	1	0	0	1	18	16.2	
Minnesota	12/10/2022	*	24:27	11-17	.647	0-0	.000	0-1	.000	0	5	5	7.4	5	2	1	0	0	22	16.7	
UNI	12/18/2022	*	32:57	6-14	.429	0-0	.000	10-11	.909	2	4	6	7.3	4	2	3	0	1	22	17.2	
Dartmouth	12/21/2022	*	23:18	10-14	.714	0-1	.000	0-1	.000	1	3	4	7.0	2	1	1	0	1	20	17.4	
Purdue	12/29/2022	*	27:08	3-8	.375	0-0	.000	6-8	.750	2	3	5	6.9	1	2	1	0	1	12	17.0	
at Illinois	01/01/2023	*	33:08	11-17	.647	0-0	.000	2-3	.667	1	5	6	6.8	3	1	2	0	2	24	17.5	
at Michigan	01/07/2023	*	31:13	7-9	.778	0-0	.000	5-5	1.000	1	4	5	6.7	2	8	3	1	1	19	17.6	
Northwestern	01/11/2023	*	29:04	6-8	.750	0-0	.000	6-7	.857	0	6	6	6.6	2	3	2	0	3	18	17.6	
Penn St.	01/14/2023	*	22:35	7-11	.636	0-0	.000	6-6	1.000	2	3	5	6.6	2	2	0	0	1	20	17.7	
at Michigan St.	01/18/2023	*	22:16	11-11	1.000	0-0	.000	0-1	.000	1	6	7	6.6	5	0	4	0	0	22	17.9	
at Ohio St.	01/23/2023	*	23:48	11-13	.846	0-0	.000	0-0	.000	1	3	4	6.5	4	1	4	0	1	22	18.2	
Nebraska	01/28/2023	*	32:19	7-10	.700	0-0	.000	3-3	1.000	3	4	7	6.5	2	1	5	0	1	17	18.1	
Maryland	02/02/2023	*	32:11	14-18	.778	0-0	.000	0-0	.000	1	5	6	6.5	4	1	2	0	2	28	18.5	
at Penn St.	02/05/2023	*	22:36	7-10	.700	0-0	.000	0-0	.000	0	4	4	6.3	0	1	3	1	1	14	18.3	
at Indiana	02/09/2023	*	26:16	3-6	.500	0-0	.000	0-0	.000	1	6	7	6.4	5	2	4	1	0	6	17.8	
Rutgers	02/12/2023	*	15:52	4-7	.571	0-0	.000	6-6	1.000	2	3	5	6.3	2	0	0	0	0	14	17.7	
Wisconsin	02/15/2023	*	20:40	8-11	.727	0-0	.000	3-4	.750	2	4	6	6.3	2	3	2	1	0	19	17.7	
at Nebraska	02/18/2023	*	25:43	10-13	.769	0-0	.000	0-0	.000	1	6	7	6.3	3	0	3	0	1	20	17.8	
at Maryland	02/21/2023	*	31:02	2-5	.400	0-0	.000	0-1	.000	4	5	9	6.4	1	1	2	0	0	4	17.3	
Indiana	02/26/2023	*	32:46	4-8	.500	0-0	.000	5-5	1.000	2	7	9	6.5	4	1	1	0	1	13	17.2	
vs Purdue	03/03/2023	*	29:37	6-7	.857	0-0	.000	2-2	1.000	0	4	4	6.4	2	1	3	1	1	14	17.1	
vs Maryland	03/04/2023	*	37:42	7-12	.583	0-0	.000	1-1	1.000	5	3	8	6.5	4	2	1	1	0	15	17.0	
vs Ohio St.	03/05/2023	*	25:32	11-12	.917	0-0	.000	4-6	.667	1	6	7	6.5	4	0	3	0	0	26	17.3	
Southeastern La.	03/11/2023	*	22:58	10-12	.833	0-0	.000	2-2	1.000	0	8	8	6.5	1	0	1	0	1	22	17.4	
Georgia	03/19/2023	*	37:16	9-16	.563	0-0	.000	2-4	.500	3	6	9	6.6	2	0	3	0	2	20	17.5	
vs Colorado	03/24/2023	*	28:12	7-9	.778	0-0	.000	1-1	1.000	1	6	7	6.6	4	1	1	2	0	15	17.4	
vs Louisville	03/26/2023	*	26:03	2-2	1.000	0-0	.000	5-6	.833	1	4	5	6.6	5	0	2	0	0	9	17.2	
vs South Carolina	03/31/2023	*	26:53	6-8	.750	0-0	.000	6-6	1.000	0	3	3	6.5	4	0	0	3	18	17.2		
Totals			37	1040:18	266-391	.680	0-1	.000	105-133	.789	56	184	240	6.5	100	49	74	14	26	637	17.2

Player Averages

Games Played	Minutes/game	Points/game	FG Pct	3FG Pct	FT Pct	Rebounds/game	Assists/game	Turnovers/game	Assist/Turnover ratio	Steals/game	Blocks/game
37	28.1	17.2	68.0	0.0	78.9	6.5	1.3	2.0	0.7	0.7	0.4

Single Game Highs

Statistic	Value	Opponent/Date
Points	38	vs Purdue 03/10/21
Rebounds	17	at Nebraska 12/28/19
Assists	8	at Michigan 01/07/23
Steals	3	vs South Carolina 03/31/23
Blocks	4	vs Western Ill. 12/22/20
FG Made	17	vs Northwestern 01/28/21
FG Attempts	21	at Indiana 03/03/21, at Drake 11/13/22
3FG Attempts	1	vs Dartmouth 12/21/22
FT Made	10	vs UNI 12/18/22
FT Attempts	14	at Drake 11/13/22

SEASON	TEAM	GP-GS	MIN/AVG	Field Goals		3-Point		F-Throws		Rebounds				Scoring						
				FG-FGA	FG%	3FG-3FGA	3FG%	FT-FTA	FT%	OFF	DEF	TOT	AVG	PF-FO	A	TO	BLK	STL	PTS	AVG
2018-19	Iowa	34-0	182/5.3	28-51	.549	0-0	.000	10-20	.500	11	19	30	0.9	27-0	5	13	3	5	66	1.9
2019-20	Iowa	29-28	812/28.0	201-296	.679	0-0	.000	61-86	.709	50	95	145	5.0	83-6	24	54	16	11	463	16.0
2020-21	Iowa	30-30	889/29.6	254-380	.668	0-0	.000	70-103	.680	56	119	175	5.8	92-3	39	61	18	11	578	19.3
2021-22	Iowa	31-31	890/28.7	277-408	.679	0-0	.000	102-121	.843	46	145	191	6.2	90-4	32	39	8	9	656	21.2
2022-23	Iowa	37-37	1040/28.1	266-391	.680	0-1	.000	105-133	.789	56	184	240	6.5	100-4	49	74	14	26	637	17.2
TOTAL		161-126	3813/23.7	1026-1526	.672	0-1	.000	348-463	.752	219	562	781	4.9	392-17	149	241	59	62	2400	14.9



AJ Ediger



Forward • 6-2 • Sophomore
Hudsonville, Mich.
Hamilton

In 2021-22

- Played in 14 games
- Made collegiate debut against New Hampshire (Nov. 9), knocking down two free throws
- Made first NCAA Tournament appearance against Illinois State (March 18)
- Scored a season-high six points at Penn State (Jan. 25) and recorded three rebounds against three opponents

In 2022-23

- Scored a season-high 10 points against Dartmouth and recorded four rebounds (Dec. 21)

2022-23 Game-by-Game

Opponent	Date	GS	MIN	Total		3-Pointers		Free throws		Rebounds				PF	A	TO	BLK	STL	PTS	AVG
				FG-FGA	PCT	3FG-3FGA	PCT	FT-FTA	PCT	OFF	DEF	TOT	AVG							
Southern U.	11/07/2022		04:46	0-0	.000	0-0	.000	2-2	1.000	1	3	4	4.0	1	1	0	0	0	2	2.0
Evansville	11/10/2022		05:47	1-2	.500	0-0	.000	2-3	.667	0	0	0	2.0	1	0	0	0	0	4	3.0
at Wisconsin	12/04/2022		03:44	0-0	.000	0-0	.000	0-0	.000	0	1	1	1.7	0	1	0	0	1	0	2.0
Minnesota	12/10/2022		02:03	2-2	1.000	0-0	.000	0-0	.000	0	1	1	1.5	0	0	0	0	0	4	2.5
Dartmouth	12/21/2022		08:27	5-7	.714	0-0	.000	0-0	.000	3	1	4	2.0	2	1	0	0	0	10	4.0
Purdue	12/29/2022		04:40	0-2	.000	0-0	.000	0-0	.000	1	1	2	2.0	0	1	0	0	0	0	3.3
at Michigan	01/07/2023		01:38	0-0	.000	0-0	.000	0-0	.000	0	0	0	1.7	0	0	0	0	0	0	2.9
Northwestern	01/11/2023		01:27	0-0	.000	0-0	.000	0-0	.000	0	0	0	1.5	0	0	0	0	0	0	2.5
Penn St.	01/14/2023		03:03	1-2	.500	0-0	.000	0-0	.000	1	0	1	1.4	1	0	0	0	0	2	2.4
at Michigan St.	01/18/2023		01:54	0-0	.000	0-0	.000	0-0	.000	0	0	0	1.3	0	0	0	0	0	0	2.2
at Ohio St.	01/23/2023		01:22	0-0	.000	0-0	.000	0-0	.000	0	1	1	1.3	0	0	0	0	0	0	2.0
Nebraska	01/28/2023		01:15	0-0	.000	0-0	.000	0-0	.000	0	0	0	1.2	0	0	0	0	0	0	1.8
at Penn St.	02/05/2023		04:04	2-3	.667	0-0	.000	1-2	.500	1	0	1	1.2	0	0	0	0	0	5	2.1
Rutgers	02/12/2023		03:47	1-2	.500	0-0	.000	0-0	.000	1	1	2	1.2	0	0	0	0	0	2	2.1
Wisconsin	02/15/2023		03:32	0-0	.000	0-0	.000	0-0	.000	0	0	0	1.1	0	0	0	0	0	0	1.9
vs Ohio St.	03/05/2023		00:37	0-0	.000	0-0	.000	0-0	.000	1	0	1	1.1	0	0	0	0	0	0	1.8
Southeastern La.	03/17/2023		02:23	0-0	.000	0-0	.000	0-0	.000	0	0	0	1.1	0	0	0	0	0	0	1.7
Totals			0	54:29	12-20	.600	0-0	.000	5-7	.714	9	9	18	1.1	5	4	0	1	29	1.7

Player Averages

Games Played	Minutes/ game	Points/ game	FG Pct	3FG Pct	FT Pct	Rebounds/ game	Assists/ game	Turnovers/ game	Assist/Turnover ratio	Steals/ game	Blocks/ game
17	3.2	1.7	60.0	0.0	71.4	1.1	0.2	0.0	4.0	0.1	0.0

Single Game Highs

Statistic	Value	
Points	10	vs Dartmouth 12/21/22
Rebounds	4	vs Southern U. 11/07/22, vs Dartmouth 12/21/22
Assists	2	at Nebraska 01/09/22
Steals	1	at Wisconsin 12/04/22
FG Made	5	vs Dartmouth 12/21/22
FG Attempts	7	vs Dartmouth 12/21/22
3FG Attempts	1	vs Samford 11/11/21, vs Illinois 01/23/22
FT Made	2	vs New Hampshire 11/09/21, vs Southern U. 11/07/22, vs Evansville 11/10/22
FT Attempts	3	vs Evansville 11/10/22

				Field Goals		3-Point		F-Throws		Rebounds				Scoring						
SEASON	TEAM	GP-GS	MIN/AVG	FG-FGA	FG%	3FG-3FGA	3FG%	FT-FTA	FT%	OFF	DEF	TOT	AVG	PF-FO	A	TO	BLK	STL	PTS	AVG
2021-22	Iowa	14-0	51/3.7	9-20	.450	0-2	.000	2-2	1.000	4	11	15	1.1	4-0	3	4	0	0	20	1.4
2022-23	Iowa	17-0	54/3.2	12-20	.600	0-0	.000	5-7	.714	9	9	18	1.1	5-0	4	0	0	1	29	1.7
TOTAL		31-0	106/3.4	21-40	.525	0-2	.000	7-9	.778	13	20	33	1.1	9-0	7	4	0	1	49	1.6



Sharon Goodman



Center • 6-3 • Junior
Lime Springs, Iowa
Crestwood

- Made debut against Southern U after being out 2021-22 season due to injury.

In 2022-23

- Set a new season-high with four points at Wisconsin (Dec. 4)

2022-23 Game-by-Game

Opponent	Date	GS	MIN	Total		3-Pointers		Free throws		Rebounds				PF	A	TO	BLK	STL	PTS	AVG	
				FG-FGA	PCT	3FG-3FGA	PCT	FT-FTA	PCT	OFF	DEF	TOT	AVG								
Southern U.	11/07/2022		05:55	1-2	.500	0-0	.000	1-1	1.000	0	0	0	0.0	1	0	2	0	1	3	3.0	
Evansville	11/10/2022		03:13	1-1	1.000	0-0	.000	0-0	.000	0	0	0	0.0	1	0	0	0	0	2	2.5	
at Wisconsin	12/04/2022		04:51	2-3	.667	0-0	.000	0-0	.000	0	0	0	0.0	0	0	0	0	0	4	3.0	
Minnesota	12/10/2022		03:00	0-1	.000	0-0	.000	0-0	.000	0	1	1	0.3	0	0	1	0	0	0	2.3	
Dartmouth	12/21/2022		04:26	0-4	.000	0-0	.000	0-0	.000	0	2	2	0.6	0	0	1	0	0	0	1.8	
Purdue	12/29/2022		01:25	0-0	.000	0-0	.000	0-0	.000	0	0	0	0.5	1	0	0	0	0	0	1.5	
Northwestern	01/11/2023		01:32	1-1	1.000	0-0	.000	1-1	1.000	0	0	0	0.4	0	0	0	0	0	3	1.7	
Penn St.	01/14/2023		06:19	1-3	.333	0-0	.000	0-0	.000	1	1	2	0.6	0	0	1	0	1	0	2	1.8
at Penn St.	02/05/2023		03:38	1-3	.333	0-0	.000	0-0	.000	0	1	1	0.7	0	1	0	0	1	2	1.8	
Rutgers	02/12/2023		03:47	1-1	1.000	0-0	.000	0-0	.000	0	0	0	0.6	0	0	1	0	0	2	1.8	
Wisconsin	02/15/2023		01:01	1-1	1.000	0-0	.000	0-0	.000	0	0	0	0.5	0	0	0	0	0	2	1.8	
vs Ohio St.	03/05/2023		01:23	0-0	.000	0-0	.000	0-0	.000	0	0	0	0.5	0	0	0	0	0	0	1.7	
Southeastern La.	03/17/2023		02:23	1-1	1.000	0-0	.000	0-0	.000	0	2	2	0.6	0	1	0	0	0	2	1.7	
Totals			0 42:53	10-21	.476	0-0	.000	2-2	1.000	1	7	8	0.6	3	2	4	2	2	22	1.7	

Player Averages

Games Played	Minutes/game	Points/game	FG Pct	3FG Pct	FT Pct	Rebounds/game	Assists/game	Turnovers/game	Assist/Turnover ratio	Steals/game	Blocks/game
13	3.3	1.7	47.6	0.0	100.0	0.6	0.2	0.3	0.5	0.2	0.2

Single Game Highs

Statistic	Value	
Points	12	vs Western Ill. 12/22/20
Rebounds	9	vs Western Ill. 12/22/20
Assists	1	5 times
Steals	1	7 times
Blocks	2	4 times
FG Made	4	vs UNI 11/25/20, vs Western Ill. 12/22/20
FG Attempts	9	vs Western Ill. 12/22/20
FT Made	5	vs Purdue 01/18/21
FT Attempts	5	vs Purdue 01/18/21

SEASON	TEAM	GP-GS		Field Goals		3-Point		F-Throws		Rebounds				Scoring												
		GP	GS	MIN	AVG	FG-FGA	FG%	3FG-3FGA	3FG%	FT-FTA	FT%	OFF	DEF	TOT	AVG	PF	FO	A	TO	BLK	STL	PTS	AVG			
2020-21	Iowa	30	0	260	8.7	44	80	.550	0	0	.000	24	29	.828	21	42	63	2.1	47	0	3	15	16	5	112	3.7
2022-23	Iowa	13	0	43	3.3	10	21	.476	0	0	.000	2	2	1.000	1	7	8	0.6	3	0	2	4	2	2	22	1.7
TOTAL		43	0	302	7.0	54	101	.535	0	0	.000	26	31	.839	22	49	71	1.7	50	0	5	19	18	7	134	3.1



IOWA BASKETBALL

@IOWAWBB BIOS

29 NCAA Tournaments • 9 Sweet Sixteens • 5 Elite Eights • 2 NCAA Final Four • 15 Big Ten Titles

Addison O'Grady



44

Forward/Center • 6-4 • Sophomore
Aurora, Colo.
Grandview

In 2021-22

- Earned Big Ten Freshman of the Week honors on Jan. 3 – her first Big Ten Weekly honor
- Recorded first career double-double against Evansville (Jan. 2) with 14 points and 12 rebounds
- Scored season-high points (16) against Wisconsin (Feb. 3), shooting 7-for-9 from the field
- Recorded career-high four blocks vs. Nebraska (March 5)
- Made first NCAA Tournament appearance against Illinois State (March 18) with seven points, two rebounds and a steal
- Named to Iowa's Dean's List

In 2022-23

- Had a season high six points and grabbed five rebounds against SE Louisiana (March 17)

2022-23 Game-by-Game

Opponent	Date	GS	MIN	Total			3-Pointers			Free throws		Rebounds				PF	A	TO	BLK	STL	PTS	AVG
				FG-FGA	PCT	3FG-3FGA	PCT	FT-FTA	PCT	OFF	DEF	TOT	AVG									
Southern U.	11/07/2022		08:44	1-1	1.000	1-1	1.000	0-0	.000	1	3	4	4.0	0	1	0	0	0	3	3.0		
Evansville	11/10/2022		11:38	2-6	.333	0-0	.000	1-2	.500	3	2	5	4.5	0	0	2	0	0	5	4.0		
at Drake	11/13/2022		04:48	1-1	1.000	0-0	.000	0-0	.000	1	0	1	3.3	1	1	0	0	0	2	3.3		
at Kansas St.	11/17/2022		05:09	1-1	1.000	0-0	.000	0-0	.000	0	0	0	2.5	0	0	1	0	0	2	3.0		
Belmont	11/20/2022		09:49	0-1	.000	0-0	.000	0-0	.000	1	2	3	2.6	1	0	0	0	0	0	2.4		
vs Oregon St.	11/25/2022		06:17	1-2	.500	0-0	.000	0-0	.000	1	1	2	2.5	0	0	0	0	1	2	2.3		
vs UConn	11/27/2022		04:04	0-0	.000	0-0	.000	0-0	.000	0	0	0	2.1	0	0	0	0	0	0	2.0		
NC State	12/01/2022		04:57	1-1	1.000	0-0	.000	0-2	.000	0	0	0	1.9	0	0	1	0	0	2	2.0		
at Wisconsin	12/04/2022		02:08	0-0	.000	0-0	.000	0-0	.000	0	0	0	1.7	0	0	0	0	0	0	1.8		
Iowa St.	12/07/2022		11:52	3-6	.500	0-0	.000	0-0	.000	2	2	4	1.9	1	1	1	1	1	0	6	2.2	
Minnesota	12/10/2022		10:25	1-2	.500	0-0	.000	0-0	.000	0	3	3	2.0	3	0	1	1	0	2	2.2		
UNI	12/18/2022		03:56	1-1	1.000	0-0	.000	1-2	.500	1	1	2	2.0	1	0	0	0	0	3	2.3		
Dartmouth	12/21/2022		03:49	0-0	.000	0-0	.000	0-0	.000	0	0	0	1.8	0	0	0	0	0	0	2.1		
Purdue	12/29/2022		02:16	0-0	.000	0-0	.000	0-0	.000	0	0	0	1.7	0	0	0	0	0	0	1.9		
Northwestern	01/11/2023		02:14	1-1	1.000	0-0	.000	0-0	.000	0	0	0	1.6	0	0	0	0	0	2	1.9		
Penn St.	01/14/2023		04:11	0-0	.000	0-0	.000	2-2	1.000	0	0	0	1.5	0	0	0	0	0	2	1.9		
Nebraska	01/28/2023		02:59	0-1	.000	0-0	.000	0-0	.000	0	2	2	1.5	0	1	0	0	0	0	1.8		
at Penn St.	02/05/2023		02:19	2-2	1.000	0-0	.000	0-0	.000	0	0	0	1.4	1	0	0	0	0	4	1.9		
at Indiana	02/09/2023		02:18	1-1	1.000	0-0	.000	0-0	.000	0	0	0	1.4	1	1	0	0	0	2	1.9		
Rutgers	02/12/2023		09:00	3-3	1.000	0-0	.000	0-0	.000	0	3	3	1.5	1	0	2	0	0	6	2.2		
Wisconsin	02/15/2023		03:43	0-0	.000	0-0	.000	0-0	.000	0	0	0	1.4	0	1	0	0	0	0	2.0		
at Nebraska	02/18/2023		07:10	1-3	.333	0-0	.000	0-0	.000	0	0	0	1.3	1	0	0	0	0	2	2.0		
at Maryland	02/21/2023		01:30	0-0	.000	0-0	.000	0-2	.000	1	1	2	1.3	0	0	0	1	0	0	2.0		
vs Purdue	03/03/2023		00:51	0-0	.000	0-0	.000	0-0	.000	0	1	1	1.3	0	0	0	0	0	0	1.9		
vs Maryland	03/04/2023		00:38	0-0	.000	0-0	.000	0-0	.000	0	0	0	1.3	0	0	0	0	0	0	1.8		
vs Ohio St.	03/05/2023		01:42	1-1	1.000	0-0	.000	0-0	.000	0	0	0	1.2	1	0	0	0	0	2	1.8		
Southeastern La.	03/17/2023		06:10	3-3	1.000	0-0	.000	0-0	.000	1	4	5	1.4	0	0	1	0	1	6	2.0		
Georgia	03/19/2023		02:44	0-1	.000	0-0	.000	0-0	.000	0	1	1	1.4	1	0	0	1	0	0	1.9		
vs Colorado	03/24/2023		10:54	1-2	.500	0-0	.000	2-2	1.000	1	1	2	1.4	2	0	0	0	0	4	2.0		
vs Louisville	03/26/2023		02:32	0-0	.000	0-0	.000	0-0	.000	0	0	0	1.3	0	0	0	0	0	0	1.9		
vs South Carolina	03/31/2023		10:08	2-4	.500	0-0	.000	0-0	.000	0	0	0	1.3	1	0	0	1	0	4	2.0		
Totals			0 160:55	27-44	.614	1-1	1.000	6-12	.500	13	27	40	1.3	16	5	8	7	2	61	2.0		

Player Averages

Games Played	Minutes/game	Points/game	FG Pct	3FG Pct	FT Pct	Rebounds/game	Assists/game	Turnovers/game	Assist/Turnover ratio	Steals/game	Blocks/game
31	5.2	2.0	61.4	100.0	50.0	1.3	0.2	0.3	0.6	0.1	0.2

Single Game Highs

Statistic	Value	
Points	16	at Wisconsin 02/03/22
Rebounds	12	vs Evansville 01/02/22
Assists	2	at Penn St. 01/25/22, vs Michigan 02/27/22
Steals	2	vs Maryland 02/14/22, vs Michigan St. 12/05/21
Blocks	4	vs Nebraska 03/05/22
FG Made	7	at Wisconsin 02/03/22, vs Evansville 01/02/22
FG Attempts	10	vs Evansville 01/02/22
3FG Made	1	vs Southern U. 11/07/22
3FG Attempts	3	vs Southern U. 11/17/21
FT Made	2	8 times
FT Attempts	2	15 times

SEASON	TEAM	GP-GS	MIN/AVG	Field Goals		3-Point		F-Throws		Rebounds				Scoring						
				FG-FGA	FG%	3FG-3FGA	3FG%	FT-FTA	FT%	OFF	DEF	TOT	AVG	PF-FO	A	TO	BLK	STL	PTS	AVG
2021-22	Iowa	32-0	319/10.0	58-109	.532	0-4	.000	15-19	.789	32	48	80	2.5	35-0	11	23	26	8	131	4.1
2022-23	Iowa	31-0	161/5.2	27-44	.614	1-1	1.000	6-12	.500	13	27	40	1.3	16-0	5	8	7	2	61	2.0
TOTAL		63-0	480/7.6	85-153	.556	1-5	.200	21-31	.677	45	75	120	1.9	51-0	16	31	33	10	192	3.0



Hannah Stuelke



Forward • 6-2 • Freshman
Cedar Rapids, Iowa.
Washington

- Named Iowa Gatorade Player of the Year and Miss Iowa Basketball as a senior at Washington High School
- Ranked No. 45 recruit nationally by ESPN in 2022
- Played five years on All Iowa Attack under Dickson Jensen, earning the 2019 Boo Williams Invitational Tournament MVP honor and 2019 Nike Nationals All-Tournament team honors and winning the 2021 Nike Nationals Championship

In 2022-23

- Scored a career-high 17 points and grabbed 9 rebounds against Northwestern (Jan. 11).
- Registered her first career double-double with 11 points and a career-high 10 rebounds.
- Had scored in double digits 11 times this year.
- Leads all freshman in minutes this year
- Grabbed a career-high 13 rebounds against No. 2 Ohio State (Jan. 23)
- 2022-23 Big Ten Sixth Player of the Year

2022-23 Game-by-Game

Opponent	Date	GS	MIN	Total		3-Pointers		Free throws		Rebounds				PF	A	TO	BLK	STL	PTS	AVG		
				FG-FGA	PCT	3FG-3FGA	PCT	FT-FTA	PCT	OFF	DEF	TOT	AVG									
Southern U.	11/07/2022		14:27	5-7	.714	0-2	.000	0-0	.000	2	4	6	6.0	3	1	3	1	1	10	10.0		
Evansville	11/10/2022		13:39	6-7	.857	0-0	.000	2-6	.333	2	6	8	7.0	3	3	2	0	1	14	12.0		
at Drake	11/13/2022		16:15	2-6	.333	0-0	.000	1-3	.333	3	2	5	6.3	3	0	0	0	0	5	9.7		
at Kansas St.	11/17/2022		12:50	2-3	.667	1-1	1.000	1-1	1.000	0	5	5	6.0	2	1	3	0	1	6	8.8		
Belmont	11/20/2022		11:25	2-5	.400	0-1	.000	3-4	.750	2	2	4	5.6	1	0	0	0	0	7	8.4		
vs Oregon St.	11/25/2022		05:46	0-3	.000	0-0	.000	0-0	.000	0	0	0	4.7	0	0	0	0	0	0	7.0		
vs UConn	11/27/2022		07:46	1-2	.500	0-1	.000	0-0	.000	1	1	2	4.3	1	1	1	0	0	2	6.3		
NC State	12/01/2022		08:22	3-4	.750	0-1	.000	1-2	.500	0	0	0	3.8	1	0	3	0	0	7	6.4		
at Wisconsin	12/04/2022		12:20	4-5	.800	0-0	.000	2-4	.500	2	2	4	3.8	4	1	1	0	0	10	6.8		
Iowa St.	12/07/2022		04:55	0-1	.000	0-0	.000	0-0	.000	0	1	1	3.5	1	0	1	0	1	0	6.1		
Minnesota	12/10/2022		09:23	0-1	.000	0-0	.000	3-6	.500	2	2	4	3.5	1	1	0	0	0	3	5.8		
UNI	12/18/2022		07:11	2-2	1.000	0-0	.000	0-0	.000	0	0	0	3.3	0	1	0	0	0	4	5.7		
Dartmouth	12/21/2022		15:59	1-4	.250	0-0	.000	0-0	.000	0	4	4	3.3	3	1	2	0	0	2	5.4		
Purdue	12/29/2022		10:47	5-6	.833	0-0	.000	1-4	.250	4	6	10	3.8	2	0	1	2	0	11	5.8		
at Illinois	01/01/2023		09:15	1-3	.333	0-0	.000	2-4	.500	0	0	0	3.5	1	0	0	0	0	4	5.7		
at Michigan	01/07/2023		11:38	4-7	.571	0-0	.000	1-1	1.000	0	4	4	3.6	1	0	0	0	1	9	5.9		
Northwestern	01/11/2023		14:29	8-11	.727	0-0	.000	1-2	.500	4	5	9	3.9	1	2	0	0	1	17	6.5		
Penn St.	01/14/2023		07:15	4-5	.800	0-0	.000	3-6	.500	2	1	3	3.8	4	0	0	0	1	11	6.8		
at Michigan St.	01/18/2023		24:36	3-7	.429	0-0	.000	1-2	.500	3	6	9	4.1	0	1	4	0	2	7	6.8		
at Ohio St.	01/23/2023		21:47	4-7	.571	0-0	.000	0-0	.000	3	10	13	4.6	2	1	0	0	0	8	6.9		
Nebraska	01/28/2023		21:07	4-9	.444	0-0	.000	4-5	.800	2	0	2	4.4	2	2	0	2	0	12	7.1		
Maryland	02/02/2023		16:43	5-5	1.000	0-0	.000	3-7	.429	0	0	0	4.2	2	0	1	0	1	13	7.4		
at Penn St.	02/05/2023		20:24	4-5	.800	0-0	.000	1-2	.500	0	8	8	4.4	2	1	2	1	0	9	7.4		
at Indiana	02/09/2023		21:06	5-5	1.000	0-0	.000	0-8	.000	1	2	3	4.3	2	0	1	0	0	10	7.5		
Rutgers	02/12/2023		12:30	4-6	.667	0-0	.000	2-4	.500	3	2	5	4.4	0	1	0	2	10	7.6			
Wisconsin	02/15/2023		15:56	3-4	.750	0-0	.000	3-3	1.000	0	7	7	4.5	2	0	1	0	1	9	7.7		
at Nebraska	02/18/2023		16:21	2-5	.400	0-0	.000	0-0	.000	0	1	1	4.3	0	2	2	0	0	4	7.6		
at Maryland	02/21/2023		13:40	1-2	.500	0-0	.000	0-0	.000	3	1	4	4.3	3	1	1	0	1	2	7.4		
Indiana	02/26/2023		12:12	1-2	.500	0-0	.000	0-2	.000	1	4	5	4.3	1	1	0	0	1	2	7.2		
vs Purdue	03/03/2023		16:38	2-7	.286	0-0	.000	0-0	.000	2	1	3	4.3	0	0	0	1	1	4	7.1		
vs Maryland	03/04/2023		05:17	0-1	.000	0-0	.000	0-0	.000	2	0	2	4.2	2	1	1	0	1	0	6.8		
vs Ohio St.	03/05/2023		11:15	3-5	.600	0-0	.000	0-1	.000	1	3	4	4.2	2	0	0	0	0	6	6.8		
Southeastern La.	03/17/2023		13:37	5-5	1.000	0-0	.000	3-6	.500	1	4	5	4.2	0	0	2	0	0	13	7.0		
vs Colorado	03/24/2023		01:30	0-0	.000	0-0	.000	0-0	.000	0	0	0	4.1	1	0	2	0	0	0	6.8		
vs Louisville	03/26/2023		19:26	2-3	.667	0-0	.000	2-4	.500	2	0	2	4.1	3	1	1	0	1	6	6.8		
vs South Carolina	03/31/2023		11:41	1-2	.500	0-0	.000	0-0	.000	0	1	1	4.0	3	0	1	0	0	2	6.6		
Totals				0	469:26	99-162	.611	1-6	.167	40-87	.460	48	95	143	4.0	59	21	39	5	18	239	6.6

Player Averages

Games Played	Minutes/game	Points/game	FG Pct	3FG Pct	FT Pct	Rebounds/game	Assists/game	Turnovers/game	Assist/Turnover ratio	Steals/game	Blocks/game
36	13.0	6.6	61.1	16.7	46.0	4.0	0.6	1.1	0.5	0.5	0.1

Single Game Highs

Statistic	Value
Points	17 vs Northwestern 01/11/23
Rebounds	13 at Ohio St. 01/23/23
Assists	3 vs Evansville 11/10/22
Steals	2 at Michigan St. 01/18/23, vs Rutgers 02/12/23
Blocks	2 vs Purdue 12/29/22
FG Made	8 vs Northwestern 01/11/23
FG Attempts	11 vs Northwestern 01/11/23
3FG Made	1 at Kansas St. 11/17/22
3FG Attempts	2 vs Southern U. 11/07/22
FT Made	4 vs Nebraska 01/28/23
FT Attempts	8 at Indiana 02/09/23

SEASON	TEAM	GP-GS	MIN/AVG	Field Goals		3-Point		F-Throws		Rebounds				Scoring						
				FG-FGA	FG%	3FG-3FGA	3FG%	FT-FTA	FT%	OFF	DEF	TOT	AVG	PF-FO	A	TO	BLK	STL	PTS	AVG
2022-23	Iowa	36-0	469/13.0	99-162	.611	1-6	.167	40-87	.460	48	95	143	4.0	59-0	21	39	5	18	239	6.6
TOTAL		36-0	469/13.0	99-162	.611	1-6	.167	40-87	.460	48	95	143	4.0	59-0	21	39	5	18	239	6.6

