



IOWA HAWKEYES

BASEBALL

MEDIA CONTACT: SAM BASLER | 515-494-4993 | SAMUEL-BASLER@HAWKEYESPORTS.COM

ESTABLISHED 1890 | 8 BIG TEN CHAMPIONSHIPS | 5 NCAA REGIONAL APPEARANCES | 1 COLLEGE WORLD SERIES APPEARANCE | 32 ALL-AMERICANS

Date	Opponent	Time/Result
2/17	& vs. Indiana State	W, 6-2 (11)
2/18	& vs. Quinnipiac	W, 7-1
2/19	& vs. Quinnipiac	W, 10-0 (8)
2/24	% vs. Sam Houston	L, 0-6
2/25	% vs. No. 1 LSU	W, 12-4
2/26	% vs. Kansas State	W, 6-5
2/28	Loras	W, 9-2
3/3	\$ vs. Southern University	W, 20-8
3/4	\$ vs. South Alabama	W, 6-2
3/5	\$ vs. Pepperdine	W, 10-1
3/7	Coe College	W, 8-2
3/10	at Texas Tech	L, 5-17
3/11	at Texas Tech	L, 3-8
3/12	at Texas Tech	W, 10-9
3/15	St. Thomas	W, 10-1.
3/17	# South Dakota State	W, 5-4
3/19	South Dakota State	W, 12-2 (7)
3/19	South Dakota State	W, 5-3 (7)
3/21	Grand View	W, 12-1
3/24	Western Michigan	W, 9-3
3/25	Western Michigan	W, 13-8
3/26	Western Michigan	W, 21-6 (7)
3/28	at Illinois State	L, 3-5
3/31	* Maryland	L, 9-10
4/1	* Maryland	L, 4-7
4/2	* Maryland	W, 12-8
4/5	at Bradley	W, 9-6
4/7	* at Indiana	W, 7-1
4/8	* at Indiana	L, 0-2 (10)
4/9	* at Indiana	L, 2-4
4/12	Milwaukee	W, 12-1 (7)
4/14	* at Minnesota	L, 3-12
4/14	* at Minnesota	W, 7-2
4/15	* at Minnesota	W, 18-4
4/18	at UIC	L, 3-14 (7)
4/19	Bradley	W, 6-1
4/21	* Nebraska	W, 11-6
4/22	* Nebraska	W, 8-0
4/23	* Nebraska	W, 6-1
4/25	Upper Iowa	W, 16-0 (7)
4/29	* at Penn State	W, 9-6
4/29	* at Penn State	L, 3-8
4/30	* at Penn State	CANCELED
5/2	Illinois State	W, 7-4
5/5	* Ohio State	W, 16-9
5/6	* Ohio State	W, 15-3
5/7	* Ohio State	L, 2-5
5/12	* Michigan State	W, 9-0
5/13	* Michigan State	W, 8-6
5/14	* Michigan State	W, 5-1
5/16	UIC	CANCELED
5/18	* at Northwestern	W, 15-3
5/19	* at Northwestern	L, 4-6
5/20	* at Northwestern	W, 10-0
5/23	! Michigan	10 a.m.
6/2-4	NCAA Regionals	TBA

& Snowbird NCAA Baseball Classic (Port Charlotte, FL) | % Karcher Round Rock Classic (Round Rock, TX) | \$ South Alabama Invitational (Mobile, Alabama) | # Played in Parkville, Missouri | * Big Ten Conference contest | ! Played in Omaha, Neb. | All times Central and subject to change



IOWA HAWKEYES

HEAD COACH | RICK HELLER (10TH SEASON) | CAREER RECORD: 1005-753-4



MICHIGAN WOLVERINES

HEAD COACH | TRACY SMITH (1ST SEASON) | CAREER RECORD: 831-638-1

LEADING OFF

- The Hawkeyes finished the regular season 39-13. They were 22-3 at Duane Banks Field and 9-9 in true road contests. The 22 home wins is tied for most in a single season at Iowa (1977).
- Head coach Rick Heller recorded his 300th win at Iowa on April 14 against Minnesota. Heller is the third coach in Hawkeye history to reach 300 (Duane Banks and Otto Vogel). He recorded his 1,000th career win on May 6 against Ohio State. Heller has the 10th most wins among active coaches.
- The Hawkeyes got off to their best start in program history (19-3), passing the 1939 team (18-4).
- Iowa has outscored its opponents 439-230, they are averaging 8.44 runs per game. The Hawkeyes are averaging 9.1 runs in their last 10 contests.
- The pitching staff has a 4.04 ERA good for first in the Big Ten and 12th in the nation. The Iowa staff ranks second in the country in hits allowed per nine innings (6.73), fifth in strikeouts per nine (11.0), and the Iowa defense has a .979 fielding percentage which ranks 26th in the country. The Hawkeyes have a .300 batting average. Iowa ranks 22nd in the nation with 122 doubles and 36th with 289 walks. If the season ended today Iowa's batting average would be its highest since 2008 (.316).
- Brody Brecht leads the country in hits allowed per nine innings (4.27) and Marcus Morgan ranks sixth (5.47)
- Iowa is projected as a three seed in the Terre Haute Regional by Baseball America and a 3 seed in the Lexington regional by D1Baseball.
- The Hawkeyes are receiving votes in the NCBWA Top-30.

THIS WEEK

The third-seeded University of Iowa baseball team opens Big Ten Tournament play against No. 6 seed Michigan on Tuesday at 10 a.m. (CT) at Charles Schwab Field Omaha. The game will be televised live on BTN.

WATCH/LISTEN LIVE

- The entirety of the Big Ten Tournament will be televised on BTN.
- All games will be broadcast on the Hawkeye Radio Network with John Leo and John Evans on the call. Fans can access the stream for free on YouTube or by downloading the Varsity Network app.
- Live stats will be available on hawkeyesports.com and live updates will be available on Twitter (@UIBaseball).

SERIES RECORD

- Iowa and Michigan have met 177 times. Michigan leads the all-time series 120-57.
- The Hawkeyes and Wolverines last met on May 29, 2022, at the Big Ten Tournament in Omaha. The Wolverines eliminated the Hawkeyes 13-1 in seven innings. Iowa had beaten Michigan the day before, 7-3.
- Iowa and Michigan met in the 2022 regular season, with the Hawkeyes winning two of three games.
- The Hawkeyes and Wolverines did not play against each other in the 2023 regular season.
- Iowa and Michigan met for the first time in 1895, with the Wolverines winning 16-4.

MULTIMEDIA GAME INFORMATION

LIVE STREAMING/TV

B1G+

RADIO

Hawkeye Radio Network
John Leo (play-by-play)
John Evans (color analyst)

LIVE STATISTICS

hawkeyesports.com





HEAD COACH RICK HELLER 10TH SEASON

OVERALL RECORD

- 1005-753-4 (36th season)
- At Iowa: 315-188-0 (10th season)
- Signed a contract extension in 2022, keeping him in Iowa City through June, 2029
- Coaches third base on game days

COACHING EXPERIENCE

- University of Iowa | 2014-present
- Indiana State | 2010-13
- Northern Iowa | 2000-09
- Upper Iowa | 1988-1999

EDUCATION

Upper Iowa, 1986

IOWA COACHING HIGHLIGHTS

- Two NCAA Regional appearances in three seasons (2015, 2017)
- Led Iowa to first NCAA Tournament victory since 1972
- 2017 Big Ten Tournament champions -- first in school history
- Led USA Team to a silver medal at the 2017 World University Games -- USA's first medal in Universiade history
- Seven 30-win seasons in nine years... 276 victories in nine years
- Coached 11 All-Americans, one Big Ten Player of the Year, two Big Ten Pitchers of the Year, one Big Ten Freshman of the Year and at least one first-team All-Big selection in seven seasons.
- Coached 27 Major League Baseball Draft picks (30 players that have gone on to play professional baseball) in nine seasons

HELLER'S YEAR-BY-YEAR RECORD

Year	School	Record	Pct.	2007	No. Iowa	23-28	.450
1988	Upper IA	7-30	.189	2008	No. Iowa	30-24	.556
1989	Upper IA	10-23	.303	2009	No. Iowa	23-26	.469
1990	Upper IA	19-17	.527	2010	Ind. State	35-19	.648
1991	Upper IA	22-13	.629	2011	Ind. State	29-28	.509
1992	Upper IA	23-16	.590	2012	Ind. State	41-19	.683
1993	Upper IA	21-15-1	.581	2013	Ind. State	26-25	.510
1994	Upper IA	21-18-1	.538	2014	Iowa	30-23	.566
1995	Upper IA	31-13	.705	2015	Iowa	41-18	.695
1996	Upper IA	37-14	.725	2016	Iowa	30-26	.536
1997	Upper IA	30-14	.682	2017	Iowa	39-22	.639
1998	Upper IA	38-8	.826	2018	Iowa	33-20	.623
1999	Upper IA	30-15-1	.663	2019	Iowa	31-24	.564
2000	No. Iowa	23-33	.411	2020	Iowa	10-5	.667
2001	No. Iowa	35-28	.556	2021	Iowa	26-18	.591
2002	No. Iowa	30-25-1	.545	2022	Iowa	36-19	.655
2003	No. Iowa	27-28	.491	2023	Iowa	39-13	.750
2004	No. Iowa	25-31	.446				
2005	No. Iowa	26-28	.481				
2006	No. Iowa	28-27	.509				
				Totals	1005-753-4		

ABOUT HEAD COACH RICK HELLER

Rick Heller has turned the University of Iowa baseball program into a perennial Big Ten Conference and NCAA contender in his first seven seasons as the Hawkeyes' head coach.

Heller has injected new life into the Iowa program, leading the Hawkeyes to the 276 victories -- an average of 30.5 wins per season -- advancing to two NCAA Regionals, and claiming the first Big Ten Tournament title in program history. The 2017 title was Iowa's first since winning the regular season crown in 1990.

The Eldon, Iowa, native became the 20th head coach in program history in 2013 -- his fourth stop as a collegiate head coach. He has enjoyed stints at Iowa (2014-present), Indiana State (2009-13), Northern Iowa (1999-2009), and Upper Iowa (1987-99), leading all four schools to NCAA postseason play. He is one of nine coaches all-time and one of five active coaches to lead three different Division I programs to NCAA Regional play.

In 36 seasons as a head coach, Heller owns a career record of 978-743-4. He is one of two Iowa head coaches to lead the program to the NCAA Tournament.

At Iowa

Under Heller's watch, Iowa has advanced to the postseason in seven consecutive years for the first time in program history, he has coached nine All-Americans and at least one first-team All-Big Ten selection in eight of his nine full seasons. Heller has coached one Big Ten Player of the Year (Jake Adams), two Big Ten Pitchers of the Year (Trenton Wallace -- the first in school history -- and Adam Mazur), one Big Ten Freshman of the Year (Keaton Anthony) and Iowa has had 27 Major League Baseball Draft picks in nine seasons (29 have gone on to professional baseball).

Heller has also given the Hawkeyes an international flavor, taking the team to the Dominican Republic in 2016 and Taipei, Taiwan, as the United States representative at the 2017 World University Games. Heller led USA to a silver medal, as the team became the first American squad to medal in Universiade history.




MARTY SUTHERLAND

- Associate Head Coach
- Recruiting Coordinator
- 10th Season
- Alma Mater: Northern Iowa, 2002



SEAN MCGRATH

- Assistant Coach
- Pitching Coach
- 1st Season
- Alma Mater: Lafayette, 2012



MITCHELL BOE

- Volunteer Assistant Coach
- First Base Coach
- 1st Season
- Alma Mater: Iowa, 2019



NIC UNGS

- Director, Baseball Operations
- 6th Season
- Alma Mater: Northern Iowa, 2001



RYAN COLEGATE

- Director, Player Development
- 1st Season
- Alma Mater: Ohio Dominican, 2015

USA team went 5-2 during the two-week stretch, before falling to Japan in the gold medal game. The Americans posted victories over Mexico, Russia, Korea, and two games against the Czech Republic. Junior Cole McDonald tossed a nine-inning no-hitter in game one against the Czechs -- the first by a Hawkeye since 1965.

During Heller's second season, Heller guided Iowa to an at-large berth into NCAA Regional play in 2015 -- a first for the program since 1990 -- and the team posted the school's first NCAA Tournament win since 1972. The Hawkeyes were the runners-up at the 2016 Big Ten Tournament before claiming the program's first tournament title in 2017 to lock up the school's second NCAA Regional appearance in three seasons.

Iowa made just three NCAA Tournament appearances in its history prior to Heller's arrival.



SCOUTING MICHIGAN

The Wolverines finished the regular season 26-26 overall and 13-11 in conference play.

- Michigan was swept by Ohio State during the final weekend and is currently on a four-game losing streak.
- The Wolverines are 4-5 in neutral site games.
- Michigan placed sixth in the Big Ten standings.
- Offensively, the Wolverines bat .261 as a team – good for 11th in the Big Ten.
- They are led by Jonathan Kim (.331) and Ted Burton (13 HR | 42 RBI)
- Connor O'Halloran is Michigan's ace, boasting an 8-5 record and a 3.43 ERA. He has struck out 103 batters, while only walking 23.
- Opponents hit .218 against O'Halloran.
- As a staff, Michigan has an ERA of 5.92 with opponents batting .270 against them.

IOWA'S B1G TOURNAMENT HISTORY

- Iowa is making its eighth straight Big Ten Tournament appearance — a program record — and the 16th in program history.
- The Hawkeyes are 20-28 all-time in tournament history, including winning its first ever Big Ten Tournament title in 2017. Iowa has made championship game appearances four times (1983, 2010, 2016, 2017).
- Iowa has won at least one game in six of the last seven Big Ten Tournaments and is 11-8 over the past five tournaments.
- Head coach Rick Heller is 13-12 in the conference tournament.

GETTING THE PARTY STARTED

The UI baseball managers program used its internal information system called HawkDashboard to run models and predictions to determine that Ben Wilmes should bat leadoff for the Hawkeyes.

- Wilmes has the third highest on base percentage on the team, grades really well on swing decisions, and his hard hit balls percentage is higher than the DI average.
- In the 27 games since he has batted leadoff, Wilmes has a .443 on base percentage and has scored 30 runs while tallying 16 RBIs.

THE NORM -- 3-0

The Hawkeyes posted their 30th victory of the 2023 season in the 16-0 victory over Upper Iowa. It was the eighth time in the Rick Heller era that the program has won 30 or more games.

- Iowa has had 30 or more wins in each of the "non-COVID" seasons under Heller (2020 and 2021 were altered because of the pandemic).

BANKS MAGIC

- The Hawkeyes are 143-43 at home since the start of the 2015 season.
- Iowa won 22 games at Duane Banks Field in 2023 tied for the most in school history with the 1977 team.

- Iowa has 17 walk-off victories at Duane Banks Field since the start of 2015.

BALL MAGNETS

The Hawkeyes have been hit 92 times this season the 26th most in the NCAA.

- Sam Petersen leads the team getting plunked 16 times followed by Keaton Anthony with 15 HBPs.

AIN'T LIFE GRAND

The Hawkeyes have hit eight grand slams on the year.

- Kyle Huckstorf (Indiana State, 2/17)
- Sam Hojnar (Southern, 3/3)
- Chase Moseley (Southern, 3/3)
- Sam Petersen (St. Thomas, 3/15)
- Keaton Anthony (Maryland, 3/31)
- Sam Petersen (Upper Iowa, 4/25)
- Keaton Anthony (Penn State, 4/29)
- Brennen Dorighi (Ohio State, 5/4)

30 WINS X 8

Since head coach Rick Heller's first season in 2014, the Hawkeyes have reached the 30-win plateau in every "non-COVID affected" season. The program's six consecutive year stretch was the longest since posting seven straight 30-win seasons from 1979-85.

2014: 30-23
2015: 41-18 (2nd-most wins all-time)
2016: 30-26
2017: 39-22 (5th-most wins all-time)
2018: 33-20
2019: 31-24
2020: 10-5 (*pandemic shortened)
2021: 28-16 (*Big Ten-only schedule)
2022: 36-19 (8th-most wins all-time)
2023: 39-13

MIDSEASON HONORS FOR ANTHONY AND SEEGER

Michael Seegers was named to the midseason Brooks Wallace Shortstop of the Year Award Watch List and redshirt sophomore Keaton Anthony was named to the John Olerud Two-Way Player of the Year Award Watch List.

- When named Seegers had started 35 games posting a 0.965 fielding percentage. He had tallied only five errors in 137 chances. The Oconomowoc, Wisconsin, native held a .272 batting average with 37 hits.
- At the release of the list Anthony was leading the Hawkeyes with a .370 batting average. He leads the NCAA in doubles (20) and doubles per game (0.56). He has hit seven home runs and plated 30 RBIs. The Hoschtown, Georgia, native has a 4.95 ERA in nine appearances with six starts. He has a 2-0 record with 20 innings pitched and has struck out 14.

MIDSEASON HONORS FOR BRECHT

Sophomore Brody Brecht was named to the Golden Spikes award midseason watch list and a midseason

TEAM COMPARISON

Below is a look at how Iowa stacks up against this week's opponent in overall statistics.

	IOWA	MICH
Overall Record	39-13	26-26
Home/Away	23-3/9-9	15-10/7-11
Neutral	7-1	4-5
Conference Record vs. Top 25	15-8	13-11
Last 10 games	2-2	0-4
	8-2	4-6
Batting Avg.	.300	.261
Runs	439	295
Hits	529	455
2B-3B-HR	124-14-63	84-11-56
RBIs	405	274
SB-ATT	89-104	43-59
ERA	4.13	5.92
Innings	449.1	453.1
Hits	341	478
Runs-Earned	230-206	330-298
BB-K	266-548	228-408
Fielding Pct.	.979	.977
Errors	37	43
Double Plays	41	39

2023 B1G STANDINGS

Team	B1G	Pct.	Overall	Pct.
Maryland	17-7	.708	37-19	.661
Indiana	16-8	.667	40-16	.714
IOWA	15-8	.652	39-13	.750
Nebraska	15-9	.625	31-21-1	.594
Rutgers	14-10	.583	33-21	.611
Michigan	13-11	.542	26-26	.500
Michigan State	12-12	.500	32-20	.615
Illinois	12-12	.500	25-25	.500
Purdue	11-13	.458	24-29	.453
Minnesota	10-14	.417	18-34	.346
Ohio State	9-15	.375	31-25	.554
Penn State	7-16	.304	25-25	.500
Northwestern	4-21	.160	10-41	.196

D1Baseball

1. Wake Forest
2. Arkansas
3. Stanford
4. Florida
5. LSU
6. West Virginia
7. Clemson
8. Coastal Carolina
9. Connecticut
10. Oregon State
11. Miami
12. Vanderbilt
13. South Carolina
14. Campbell
15. East Carolina
16. Duke
17. Dallas Baptist
18. Tennessee
19. Kentucky
20. Maryland
21. Virginia
22. Boston College
23. Southern Miss
24. Washington
25. Oklahoma State

2023 Polls (5/15/23)

NBCWA

1. Wake Forest
2. Arkansas
3. Stanford
4. LSU
5. Stanford
6. West Virginia
7. Connecticut
8. Coastal Carolina
9. Campbell
10. East Carolina
11. Vanderbilt
12. South Carolina
13. Clemson
14. Dallas Baptist
15. Miami
16. Oregon State
17. Virginia
18. Duke
19. Tennessee
20. Kentucky
21. Boston College
22. Oklahoma State
23. Maryland
24. Southern Miss
25. Washington

Coaches Poll

1. Wake Forest
2. Arkansas
3. Stanford
4. Florida
5. LSU
6. West Virginia
7. Clemson
8. Coastal Carolina
9. Connecticut
10. Oregon State
11. Miami
12. Vanderbilt
13. South Carolina
14. Campbell
15. East Carolina
16. Duke
17. Dallas Baptist
18. Tennessee
19. Kentucky
20. Maryland
21. Virginia
22. Boston College
23. Southern Miss
24. Washington
25. Oklahoma State



UNIVERSITY QUICK FACTS

Location: _____ Iowa City, Iowa
Enrollment: _____ 30,488
Founded: _____ 1847
Nickname: _____ Hawkeyes
Colors _____ Black and Gold
Conference: _____ Big Ten
National Affiliation _____ NCAA, Division I
President: _____ Barbara J. Wilson
Director of Athletics: _____ Gary A. Barta
Baseball Office _____ 232 Carver-Hawkeye Arena
_____ Iowa City, Iowa 52242
_____ (319) 335-9389

BASEBALL INFORMATION

Head Coach _____ Rick Heller/10th season
Alma Mater/Year _____ Upper Iowa/1986
Associate Head Coach/RC _____ Marty Sutherland/10th season
Alma Mater/Year _____ Northern Iowa/2002
Assistant Coach/Year _____ Sean McGrath/1st Season
Alma Mater/Year _____ Lafayette/2012
Volunteer Assistant (Hitting) _____ Mitchell Boe/1st season
Alma Mater/Year _____ Iowa/2019
Director, Baseball Operations _____ Nic Ungs/6th Season
Alma Mater/Year _____ Northern Iowa/2001
Director, Player Development _____ Ryan Colegate/1st Season
Alma Mater/Year _____ Ohio Dominican/2015

2022 TEAM INFORMATION

2022 Record _____ 36-19
Home _____ 16-7
Away _____ 12-6
Neutral _____ 8-6
Big Ten Record/Finish _____ 17-7/t-2nd

2023 OUTLOOK

Letterwinners Returning/Lost _____ 24/11
Starters Returning/Lost _____ 4+/DH/4
Pitchers Returning/Lost _____ 10/8
Newcomers _____ 18

STADIUM INFORMATION

Home Facility _____ Duane Banks Field
Capacity _____ 3,000
Opened _____ 1974
Dimensions _____ 329-373-395-373-329
Surface _____ AstroTurf
Record _____ 647-383-2

MEDIA INFORMATION

Assistant SID/Baseball Contact _____ Sam Basler
Email _____ samuel-basler@hawkeyesports.com
Cell Phone _____ (515) 494-4993
Secondary Contact _____ Sydney Weber
Email _____ sydney-j-weber@uiowa.edu
Cell Phone _____ (563) 513-6115
Athletic Communications Phone _____ (319) 335-9411
Athletic Communications Fax _____ (319) 335-9417
Press Box Phone _____ (319) 335-9520
Website _____ hawkeyesports.com
Twitter _____ @UIBaseball
Facebook: _____ facebook.com/iowabaseball
Instagram: _____ UIBaseball

first-team All-American by Perfect Game.

- At the midway point Brecht ranked 13th in the nation in hits allowed per nine innings (5.08), 11th in strikeouts (59) and third in strikeouts-per-nine innings (15.77).

ON THE OFFENSIVE

- The Hawkeyes have scored 439 runs in 52 games, averaging 8.36 runs per contest. Iowa has 19 games with 10 or more runs.
- Iowa is 25-9 when scoring first and 38-2 when out-hitting its opponent.
- The team is 36-1 when scoring six or more runs.
- The team is 24-1 when scoring nine or more runs.
- In 2022 the Hawkeyes scored 358 runs in 55 games, averaging 6.5 runs per contest in 2022. Iowa had 12 games with 10 or more runs and 24 games with 10 or more hits.

SOUTH ALABAMA INVITE CHAMPS

The Hawkeyes went 3-0 at the South Alabama Invitational to claim the title.

- Iowa defeated Southern, 20-8, on Friday afternoon in the opening game of the tournament.
- Iowa beat host South Alabama winning 6-2 on Saturday night.
- Iowa then defeated Pepperdine who was also 2-0 on the weekend on Sunday, 10-1, to win the tournament.

MIDDLE INFIELD HEATING UP

Michael Seegers and Sam Hojnar had huge weekends for the Hawkeyes at the South Alabama Invitational.

- Seegers hit .600 and slugged 1.200 as the Hawkeyes lead-off man. He hit two home runs and a triple tallying six RBIs.
- Hojnar hit .385 with two home runs and eight RBIs.

SIMPSON & VOELKER

Iowa middle relievers Jared Simpson and Zach Voelker have combined to throw 80.2 innings, striking out 93 while walking only 40.

- Voelker is 4-1 with a 5.72 ERA
- Simpson is 4-2 with a 5.66 ERA

CHRISTO

Iowa pitcher Will Christophersen allowed just one hit in his first nine appearances.

- Christophersen has thrown 23.2 innings and struck out 47.
- Christophersen is 3-1 and is 1-for-1 in save situations.

IOWA DOWNS NO. 1

The Hawkeyes defeated No. 1 LSU 12-4 at the Karbach Round Rock Classic

- The win vs. No. 1 LSU is believed to be the first win ever for the Hawkeyes against the No. 1 team in the country.
- The last matchup for the Hawkeyes against the top ranked team in the country is believed to be in 1972 when they faced Arizona State in the College World Series (ASU, 2-1).
- The last win for the Hawkeyes against a top 10 team came last season at No. 8 Rutgers (4/23/22).
- Head coach Rick Heller has defeated at least one ranked foe in each season as Iowa's head coach.

ALL-ROUND ROCK TEAM

Keaton Anthony, Brennen Dorighi, and Zach Voelker were all named to the Karbach Round Rock Classic All-Tournament Team.

- Anthony hit .429 with five runs scored, two doubles, two home runs and three RBIs.
- Dorighi hit .333 with three doubles, five RBIs, and a home run.
- Voelker earned the win on Sunday against Kansas State throwing 5.2 innings of relief allowing one run and striking out five.

HUCK OPENS SEASON WITH A BANG

Redshirt junior Kyle Huckstorf played the role of hero in the bottom of the 11th inning connecting on a walk off grand slam as the Hawkeyes defeated Indiana State, 6-2, in their season opener.

- Huckstorf has hit the last two grand slams for the Hawkeyes (Indiana 5/19/22 & Indiana State 2/17/23)
- The last walk off home run for the Hawkeyes was Brett McCleary vs. Northwestern (4/26/21).

BRODY'S BIG DEBUT

Sophomore RHP Brody Brecht was perfect in his season debut not allowing a baserunner through five innings of work as the University of Iowa baseball team defeated Quinnipiac, 7-1. Brecht struck out 10-of-15 Bobcat batters while hitting 100 MPH on the radar gun.

- This was Brecht's second career start. His first came in the 2022 Big Ten Tournament against Michigan (5/29/22).
- Brecht struck out a career-high 10 batters in a career-high five innings pitched.

PITCHING STAFF SHINES OPENING WEEKEND

The Iowa pitching staff combined for a 0.96 ERA over opening weekend, the fourth lowest in the nation.

- The staff allowed 5.14 hits per nine innings, ranking 12th nationally, and had a 0.89 WHIP, the 15th lowest in the nation.

WINNING BASEBALL

- The Hawkeyes have posted ten consecutive winning seasons under head coach Rick Heller. For perspective, the program had just two winning seasons from 1997-2013 and five from 1990-2013.

- Since Heller took over the program in 2014, only three schools -- Iowa, Indiana and Michigan -- have qualified for the Big Ten Tournament each season it has been contested. (There was no tournament in 2020 or 2021 because of COVID.)

PRESEASON HONORS

- A pair of Hawkeye sophomores received preseason All-America honors. RHP Brody Brecht was named third team All-America by Baseball America and two-way player Keaton Anthony was named second team All-America by the National Collegiate Baseball Writers Association.
- Junior pitcher Ty Langenberg was named Big Ten Preseason Pitcher of the Year by both Perfect Game and D1Baseball.
- Langenberg and Anthony were named to the preseason All-Big Ten team by Perfect Game.

ROSTER BREAKDOWN

- Iowa's 39-man roster features one graduate transfer, one senior, 17 juniors, nine sophomores, two redshirt freshman and nine freshmen.

- The Hawkeyes have 17 newcomers (eight transfers), including Division I transfers in Zach Voelker (Long Beach State), and Brennen Dorighi (Wofford).

- The Hawkeye roster is made up of student-athletes from 11 states and Canada -- Iowa (23), California (2), Georgia (2), Illinois (2), Minnesota (2), Wisconsin (2), Arizona



2023 WEEKEND STATS

SERIES	W-L	AVG	R	BATTING							PITCHING						FIELDING		
				H	2B	3B	HR	RBI	BB-SO	SB-A	ERA	IP	H	R-ER	BB-SO	BAA	PO-A	E	FLD%
at Snowbird Classic	3-0	.306	23	33	9	0	4	22	8-20	2-2	0.96	28.0	16	3-3	9-35	.170	84-28	1	.991
at Round Rock Classic	2-1	.284	18	31	6	0	4	15	6-33	3-4	5.00	27.0	27	15-15	15-33	.267	81-30	2	.982
at South Alabama Inv.	3-0	.318	36	35	5	2	5	34	17-29	5-5	3.00	27.0	18	11-9	20-27	.189	81-31	2	.982
at Texas Tech	1-2	.245	18	25	7	0	2	16	23-33	7-8	10.80	25.0	32	34-30	19-26	.308	75-23	4	.961
South Dakota State	3-0	.317	22	26	7	0	3	21	16-24	5-7	3.52	23.0	14	9-9	13-41	.175	69-14	3	.965
Western Michigan	3-0	.396	43	42	14	0	3	40	19-13	4-4	5.76	25.0	22	17-16	13-41	.229	75-20	1	.990
Maryland	1-2	.286	25	30	6	0	5	24	21-24	5-8	7.33	27.0	31	25-22	16-35	.279	81-18	3	.971
at Indiana	1-2	.206	9	21	6	0	1	8	12-30	1-2	2.05	26.1	18	7-6	13-27	.196	79-33	2	.982
at Minnesota	2-1	.265	28	26	8	2	3	25	23-26	5-5	5.88	26.0	25	18-17	22-27	.250	78-26	1	.990
Nebraska	3-0	.293	25	29	5	1	3	23	23-16	3-3	2.33	27.0	16	7-7	16-35	.182	81-26	2	.982
at Penn State	1-1	.324	13	24	4	0	1	12	10-15	1-1	6.88	17.0	10	14-13	18-18	.175	51-15	1	.985
Ohio State	2-1	.364	33	40	9	3	8	32	19-23	5-6	5.00	27.0	22	17-15	25-37	.220	81-27	2	.982
Michigan State	3-0	.316	22	31	6	3	6	21	8-20	4-6	2.33	27.0	16	7-7	12-29	.174	82-23	1	.990
Northwestern	2-1	.304	29	35	10	0	2	25	10-21	10-13	3.12	26.0	16	9-9	7-28	.180	78-29	0	1.000
Midweek	9-2	.290	95	101	22	3	13	87	74-79	29-30	2.77	91.0	58	37-28	48-109	.180	273-90	12	.968

(1), Missouri (1), Montana (1), Ohio (1), Washington (1), Canada (1).

• Iowa has two sets of college teammates and four sets of high school teammates -- Kyle Huckstorf and Ben DeTaeye (Iowa Western CC); Luke Llewellyn and Cade Moss (Kirkwood CC); Gable Mitchell and Cade Obermueller (Iowa City High); Luke Llewellyn, Ty Langenberg and Gehrig Christensen (Urbandale); Cade Moss and Ben Wilmes (Johnston); Jack Young and Will Christophersen (Pleasant Valley).

IMPACT TRANSFERS

The Hawkeyes added two Division I transfers to their 2023 roster.

• Redshirt sophomore RHP Zach Voelker joins the Hawkeyes after a stint at Long Beach State where he had a 4-4 record in 14 appearances (seven starts) with a 6.05 ERA and 32 strikeouts.

• Voelker was a Cape Cod League All-Star in 2022 playing for the Hyannis Harbor Hawks. He went 2-2 with a 1.97 ERA in 11 games (three starts) with 23 strikeouts.

• Graduate student Brennen Dorighi joins Iowa after hitting .339 with 65 hits, nine home runs, 39 runs, and 53 RBIs at Wofford on his way to being named a first-team All-Southern Conference selection.

• Dorighi started 81 games in his four years for the Terriers hitting .318 with 101 hits, 13 home runs, and 85 RBIs.

FRESHMAN DISTINCTION

Two Hawkeyes -- Keaton Anthony and Brody Brecht -- garnered Freshman All-America honors in 2022. It was the first time since 2017 that multiple Iowa newcomers garnered freshman All-America distinction.

• Both players were honored by Collegiate Baseball. Anthony earned an additional honor from the NCBWA and D1Baseball.com, while Brecht was honored by Perfect Game.

MCGRATH AND BOE JOIN STAFF

The Hawkeyes welcomed two new coaches to the staff after Robin Lund and David Pearson left to take roles with the Detroit Tigers and Los Angeles Dodgers, respectively.

• Sean McGrath joined the Hawkeyes after three seasons coaching in the Mariners' minor league system. In 2022,

he served as the pitching coach for the Seattle Mariners Double-A affiliate -- the Arkansas Travelers.

• Under McGrath, The Travers put together an ERA of 4.27, ranking second in the Texas League. The staff led the league in three categories: totaling 11 shutouts, a 1.30 WHIP and a .229 batting average against.

• Mitch Boe -- who played for the Hawkeyes from 2016-2019 -- joined the staff after spending the last two seasons as an assistant coach for Valparaiso. Boe served as the team's infield and baserunning instructor while also coaching third base.

• The Naperville, Illinois, native appeared in 193 career games, tied for the ninth-most all-time at Iowa. In 2019 the team captain was named Iowa's recipient of the Big Ten Sportsmanship Award. Boe tallied 144 hits, 28 doubles, 72 RBIs and 21 stolen bases during his Hawkeye career.

4 ALL-REGION SELECTIONS IN 2022

Four Hawkeyes earned ABCA/Rawlings All-Midwest Region honors for the 2022 season.

• Adam Mazur was a first-team all-region honoree, while Peyton Williams, Keaton Anthony and Ben Beutel all earned second-team honors.

5 HAWKEYES MOVE ON TO MLB

The Hawkeyes had four players selected in the 2022 Major League Draft -- the most for the program since 2018. Iowa also had a fifth player sign as an undrafted free agent.

• Iowa's three top 10 round picks are the most in a single draft in program history.

• Adam Mazur became Iowa's highest draft pick since 1990 when he was selected with the 53rd pick in the second round by the San Diego Padres. He was the highest picked Hawkeye since Tim Costo in 1990.

• Peyton Williams was chosen in the seventh round (218th pick) by the Toronto Blue Jays.

• Dylan Nedved was picked in the ninth round (270th pick) by the San Diego Padres.

• Duncan Davitt was selected in the 18th round (554th pick) by the Tampa Bay Rays.

• Ben Beutel signed as an undrafted free agent with the Chicago White Sox.

2023 QUALITY STARTS LOG

Brody Brecht (3)

vs. Indiana - 7 IP, 2 H, 1 ER, 7 K, 4 BB
vs. Michigan State - 6 IP, 1 H, 1 ER, 8 K, 5 BB
vs. Northwestern - 6 IP, 1 H, 0 ER, 9 K, 1 BB

Marcus Morgan (2)

vs. Nebraska - 6 IP, 3 H, 0 ER, 5 K, 1 BB
vs. Michigan State - 6 IP, 0 H, 0 ER, 6 K, 4 BB

Ty Langenberg (2)

vs. Nebraska - 7 IP, 3 H, 1 ER, 9 K, 2 BB
vs. Ohio State - 6.1 IP, 3 ER, 7 K, 3 BB

IOWA IN-SEASON ACCOLADES

Keaton Anthony

Big Ten Preseason Honors List
Preseason Second Team All-American (NCBWA)
Big Ten Player of the Week (2/27)
John Olerud Two-Way Player of the Year Award Midseason Watch List

Brody Brecht

Preseason Third Team All-American (Baseball America)
D1Baseball Pitcher of the Week (2/20)
Big Ten Co-Pitcher of the Week (2/21)
Golden Spikes Performance of the Week (2/23)
Midseason First-Team All American (Perfect Game)
Golden Spikes Award Midseason Watch List
Big Ten Pitcher of the Week (5/22)

Will Christophersen

Big Ten Preseason Honors List

Ty Langenberg

Big Ten Preseason Honors List
Big Ten Preseason Pitcher of the Year (Perfect Game)
Big Ten Preseason Pitcher of the Year (D1Baseball)

Michael Seegers

Brooks Wallace Award Midseason Watch List



BIG HONORS

- Keaton Anthony earned Big Ten Freshman of the Year, second-team All-Big Ten and Big Ten All-Freshman Team honors. Anthony is the program's second Big Ten Freshman of the Year, joining C.J. Thieleke in 1994.
- Brody Brecht joined Anthony on the Big Ten All-Freshman Team. They were Iowa's first honorees since 2011.

OF NOTE

- Twenty-two of Iowa's 55 games in 2022 were decided by two runs or fewer. The Hawkeyes went 13-9 in such contests.
- Head coach Rick Heller won his 250th game as Iowa's head coach in the Hawkeyes' 6-5 victory over St. Thomas on March 21 and his 950th game on April 17 against Minnesota. Heller is third all-time on the program's career wins list.
- Iowa scored 10 or more runs in 12 games last season. The Hawkeyes had 22 games with 10 or more hits with 16 coming from April 9 through the end of the season.
- Iowa's pitching staff allowed three runs or fewer in 32 of its 55 games and five or fewer hits in 23 contests. The Hawkeyes had five shutouts to lead the Big Ten.
- The Hawkeyes played errorless baseball in 21 games last season. Iowa went 20-1 in such contests. The team didn't commit an error in a stretch of five games from April 16-23.
- Head coach Rick Heller is 32-33 against ranked opponents during his Hawkeye tenure. Iowa has posted at least one win over a ranked foe in each of the last eight seasons.

MR. DOUBLE

- In 2022 Redshirt freshman Keaton Anthony finished fourth in the Big Ten with 22 doubles, which ranked 34th nationally. The doubles total are the second-most in a single season in program history, trailing only John Knapp's 24 doubles in 1986.
- Anthony hit his first double of the 2023 season vs. Quinnipiac (2/19)
 - Anthony has 22 doubles this season bringing his career total to 44.

RANKED OPPONENTS; RANKED WINS

- Iowa is 2-2 against ranked opponents this year having defeated #1 LSU at the Round Rock Classic on February 25 before going 1-2 at Texas Tech on March 10-12.
- The Hawkeyes have now defeated a top 10 team in back-to-back seasons having defeated No. 8 Rutgers in 2022.
 - Head coach Rick Heller has defeated at least one ranked foe in each season as Iowa's head coach.

OUR GEORGIA PEACH

- Redshirt freshman Keaton Anthony had a breakout season in his first season of collegiate baseball (2022). The outfielder, who was honored a school record six times as the Big Ten Freshman of the Week, hit .361 (73-of-202) with 22 doubles, 14 home runs, 55 RBIs and 46 runs scored en route to Freshman All-America, Big Ten Freshman of the Year and second-team All-Big Ten and all-region honors.
- The Georgia native hit safely in 44 games and reached safely in 50 contests this season. He had a team-best 22 multi-hit games.

- Anthony ranked in the top 10 in five Big Ten categories, sitting third in slugging (.678) and OPS (1.183), tied for fourth in doubles (22), sixth in batting average (.361) and 10th in OBP (.455).
- In league games, Anthony tied for fourth in home runs (10), fifth in slugging (.768), tied for sixth in RBIs (30) and seventh in OPS (1.193).
- Twelve of Anthony's 14 home runs came in his final 25 games. He hit a three-run blast in Iowa's 16-2 road win at Milwaukee on April 12, hit a two-run homer in the series opener against Minnesota (4/15) and homered in back-to-back games in the series win over Purdue (5/7-8).
- He connected on his 11th homer -- a grand slam -- in the series finale at Michigan State and he hit a blast in three straight games in the sweep of Indiana. His 14 home runs were the most by a Hawkeye freshman since Brad Carlson hit 21 in 1999.
- Anthony had a career day in his third career game in Iowa's 11-1 victory over Ball State on Feb. 19, going 4-for-4 with two doubles, two home runs, four runs and five RBIs.
- Anthony earned six Big Ten Freshman of the Week honors -- Feb. 23, March 16, April 5, April 19, May 11, May 24. They were the most weekly honors in a single season in program history (Jake Adams earned three Big Ten Player of the Week honors in 2017).

LANGENBERG --> WEEKEND ROTATION

- After starting the 2022 season in the bullpen, sophomore Ty Langenberg settled into the weekend rotation as the Hawkeyes' Sunday starter. He made 12 straight Sunday starts, finishing the season with a 7-2 record and a 3.71 ERA. The Urbandale, Iowa, native allowed 60 hits, 28 runs (26 earned) and fanned 74 over 63 innings.
- Langenberg won his final two starts of the season, tossing five shutout innings in a 2-1 victory over Indiana on May 21. He scattered four hits and fanned four. In the Big Ten Tournament, Langenberg allowed three runs on three hits and fanned five in an elimination game victory over Penn State.
 - Langenberg's fifth win came after tossing a career-long seven innings in the series-clinching win over Purdue on May 8. He allowed one run on five hits and fanned seven en route to being named the Big Ten Pitcher of the Week on May 11.
 - Langenberg's fourth win came after tossing 5 2/3 shutout innings at Michigan on April 3. He scattered five hits and had a career-high 11 strikeouts.
 - He had 34 strikeouts (10 vs. Texas Tech, 7 vs. Central Michigan, 11 at Michigan, 6 vs. Illinois) in four starts from March 20-April 10. He had eight or more Ks in three appearances last season.
 - Langenberg ranked in the top eight in the Big Ten in six categories. He was tied for second in fewest runs allowed (28), tied for fourth in wins (7), tied for sixth in fewest earned runs (26), eighth in fewest walks (23), ninth in ERA (3.71) and tied for ninth in fewest hits allowed (60).


ONE OF THE BIG'S & NATION'S BEST

The Hawkeye pitching staff was superb in 2022, leading the Big Ten in ERA (3.72), shutouts (5), strikeouts (609), fewest hits allowed (374), fewest runs allowed (246), fewest earned runs (202) and batting average against (.210).

WEATHER REPORT

Tuesday, May 23
High/Low _____ 84°F/59°F
Conditions _____ Mostly Sunny
Chance of Rain _____ 3%
Wind _____ ESE 13 MPH

THE SETTING



Charles Schwab Field Omaha
Capacity _____ 24,505
Opened _____ 2011
Dimensions _____ 335, 375, 408, 375, 335
Surface _____ Kentucky Bluegrass

THE THREADS

Uniform Combo (Hat/Top/Pants)	Record
Black Block I, White Top, White Pants	5-2
Black Block I, Grey Top, Grey Pants	5-5
Gold Block I, Black Top, White Pants	6-0
Gold Block I, Black Top, Grey Pants	3-2
Black Script I, Gold Script Top, White Pants	9-2
Gold Script I, White Script Top, White Pants	7-0
White Script I, Black Script Top, White Pants	2-0
White Script I, Black Script Top, Grey Pants	0-1
Green Block I, White Top, White Pants	1-0
Green Block I, Black Top, White Pants	0-1
Camo Block I, Gold Script Top, White Pants	1-0

BRECHT 100+ MPH COUNTER (TRACKMAN)

100+ MPH	31x
95+ MPH	400x

- The Hawkeyes gave up just 374 hits over 489 1/3 innings with just 109 going for extra bases.
- Iowa ranked in the top 17 nationally in five categories, sitting second in hits allowed per nine innings (6.88), third in strikeouts per nine innings (11.2), fourth in ERA (3.72), 11th in WHIP (1.29) and 17th in shutouts (5).
- Iowa's starting pitchers went 21-11 with a 4.06 ERA, fanning 270 over 244 innings. Opponents hit just .217.

LIMITING 1Bs

- In 2022 the Hawkeyes allowed five or fewer hits in 23 games.
- Iowa posted a one-hitter against Air Force on Feb. 18 -- the first for the program since 2019 (vs. Simpson, 7-2 win).
- Iowa had eight games, allowing three or fewer hits. The Hawkeyes had five games allowing two or fewer hits.

HEAT ALERT

- Freshman RHP Brody Brecht had a blazing debut in his first career appearance at Duane Banks Field in 2022. The Ankeny, Iowa, native hit triple digits on his first three pitches, going 101, 101 and 100 in a 1-2-3 inning against Cornell College on March 2.
- Brecht hit 100 or higher on the radar gun 37 times in 2022 (in games where Trackman data was available).
 - Brecht has hit 100 or higher on the radar gun 31 times in 2023 (in games where Trackman data was available).
 - In 2022 Brecht had 25 strikeouts and allowed just one earned run (on five hits) over his final 10 relief appearances, spanning 13 2/3 innings, giving him 44 Ks over 22 2/3 innings this season. He went 1-4 with a 3.18 ERA in 17 appearances and he gave up just one extra base hit.

SEEGS' STORY

- Since seeing his batting average dip to a season-low .242 on March 15, sophomore Michael Seegers was one of the Hawkeyes' most consistent hitters in 2022.
- In the 40 games from then on, the Wisconsin native hit .303 (50-of-165) with his 50 hits ranking second on the team. Seegers drove in 27 and has scored 34 runs during the stretch. Iowa went 28-12 in the 40 contests.
 - Seegers hit safely in 29 of the 40 games with 15 multi-hit games, including two four-hit contests at Michigan on April 2 and a 4-for-5, four RBI game in game two against Indiana on May 20. Seegers set a program record, drawing five walks in the series-opening win against the Hoosiers on May 19.
 - Seegers hit .286 (65-of-227) with 31 RBIs and 43 runs scored as Iowa's leadoff hitter. He batted leadoff in all but three games this season, where he hit safely in 37 games and reached base safely in 45 contests.
 - As good as Seegers was offensively, he was just as good defensively. The Hawkeye shortstop had just four errors in 55 games, where he had a .980 fielding percentage.

TEAM CAPTAINS

Graduate student Brennen Dorigi, redshirt senior Jared Simpson, redshirt junior Brayden Frazier, and juniors Ty Langenberg and Michael Seegers were voted team captains for the 2023 season.

DON'T COUNT 'EM OUT

The Hawkeyes have overcome deficits to win 89 games since the start of the 2017 season and posted 16 walk-offs. 35 of those victories have come with Iowa trailing or being tied entering or through seven innings. 21 have come in the final at-bat.

- Iowa has overcome deficits in 17 games this season, winning 15 of those contests.

#HELLERBALL

- Head coach Rick Heller recorded his 900th career win against Grand View in a 15-2 victory on March 3, 2020, at Duane Banks Field. The Iowa native won his 950th career game on April 17, 2022, against Minnesota.
- The Hawkeyes won 30 or more games in each of Heller's seven full seasons as the helm of the program. It's a first for the team since winning 30 or more in seven straight seasons from 1979-85.
- Heller has led the Hawkeyes to two NCAA Regional appearances; the program had three regional appearances in its history prior to his arrival.
- Heller is third in school history in career wins with 282 at Iowa, including the second (41), fifth (39) and eighth-most (36) wins in a single-season in school history.
- Heller led Iowa to its first Big Ten Tournament title in 2017 -- the first conference title since 1990 -- and he guided the Hawkeyes to the Big Ten Tournament title game in consecutive seasons. Iowa advanced to the league tournament in six straight years for the first time in program history.
- Heller has coached at least one first-team All-Big Ten selection in seven of his nine (full seasons), and has 27 Major League Baseball Draft picks in nine seasons (29 players have gone on to play professional baseball).
- Heller had three players drafted in the top 10 rounds of the 2022 MLB Draft -- a first in program history. That included Adam Mazur, who was the 53rd pick overall (San Diego) -- the highest pick by a Hawkeye since 1990.
- Iowa had a school-record six All-Big Ten selections in 2015 and five in 2017. The Hawkeyes have had 30 All-Big Ten honorees in nine seasons under Heller.
- Heller has coached one Big Ten Player of the Year (Jake Adams), two Big Ten Pitcher of the Years (Trenton Wallace, Adam Mazur) and one Big Ten Freshman of the Year (Keaton Anthony) during his time as a Hawkeye.
- Iowa has posted winning streaks of nine games (in 2015) and eight games (in 2017) -- the longest streaks for the program since 2012.

FOLLOW THE HAWKEYES

Iowa baseball fans can follow the Hawkeyes on Facebook @iowabaseball, Twitter @UIBaseball, and Instagram @UIBaseball in addition to coverage on hawkeyesports.com.

DATA DUMP (TRACKMAN GAMES)

HIGHEST EXIT VELOCITY

vs. Sam Houston	101.9 MPH (Raider Tello)
vs. LSU	110.9 MPH (Brennen Dorigi)
vs. Kansas State	103.2 MPH (Chase Moseley)
vs. Loras	103.5 MPH (Keaton Anthony)
vs. Southern	107.8 MPH (Sam Hojnar)
vs. South Alabama	104.6 MPH (Keaton Anthony)
vs. Pepperdine	106.3 MPH (Brennen Dorigi)
vs. Coe	105.7 MPH (Ben Wilmes)
vs. Texas Tech	107.8 MPH (Raider Tello)
vs. Texas Tech	106.2 MPH (Kyle Huckstorf)
vs. Texas Tech	106.2 MPH (Raider Tello)
vs. St. Thomas	105 MPH (Sam Petersen)
vs. SDSU	102.8 MPH (Chase Moseley)
vs. SDSU	104.6 MPH (Kyle Huckstorf)
vs. Grand View	107 MPH (Raider Tello)
vs. WMU	108.9 MPH (Sam Hojnar)
vs. WMU	105.0 MPH (Sam Hojnar)
vs. WMU	109.6 MPH (Raider Tello)
vs. Maryland	104.7 MPH (Keaton Anthony)
vs. Maryland	107.2 MPH (Sam Hojnar)
vs. Maryland	102.6 MPH (Sam Hojnar)
vs. Bradley	103.4 MPH (Sam Hojnar)
vs. Indiana	109.8 (Brennen Dorigi)
vs. Indiana	104.7 (Brayden Frazier)
vs. Indiana	107.2 MPH (Sam Hojnar)
vs. Milwaukee	103 MPH (Ben Tallman)
vs. Bradley	105.6 MPH (Kyle Huckstorf)
vs. Nebraska	104.5 MPH (Sam Petersen)
vs. Nebraska	106.3 MPH (Raider Tello)
vs. Nebraska	106.3 MPH (Raider Tello)
vs. Upper Iowa	106 MPH (Brennen Dorigi)
vs. Penn State	104.1 MPH (Sam Hojnar)
vs. Penn State	104.1 MPH (Sam Hojnar)
vs. Illinois State	107.1 MPH (Sam Hojnar)
vs. Ohio State	105.1 MPH (Sam Hojnar)
vs. Ohio State	111.5 MPH (Raider Tello)
vs. Ohio State	110.3 MPH (Brennen Dorigi)
vs. Michigan State	104.3 MPH (Sam Petersen)
vs. Michigan State	110.4 MPH (Brennen Dorigi)
vs. Michigan State	105.0 MPH (Raider Tello)
vs. Northwestern	105.7 MPH (Brennen Dorigi)
vs. Northwestern	104.1 MPH (Raider Tello)
vs. Northwestern	104.6 MPH (Sam Hojnar)

HOME RUN DISTANCES

Kyle Huckstorf vs. Texas Tech	474 feet
Sam Petersen vs. Michigan State	436 feet
Ben Tallman vs. Milwaukee	432 feet
Brennen Dorigi vs. Bradley	425 feet
Brennen Dorigi vs. Ohio State	424 feet
Sam Hojnar vs. Southern	423 feet
Keaton Anthony vs. Loras	422 feet
Raider Tello vs. Bradley	422 feet
Kyle Huckstorf vs. Ohio State	422 feet
Raider Tello vs. Maryland	420 feet
Brennen Dorigi vs. Nebraska	418 feet
Sam Hojnar vs. Maryland	412 feet
Sam Hojnar vs. Milwaukee	409 feet
Keaton Anthony vs. Maryland	402 feet
Chase Moseley vs. Southern	401 feet
Sam Hojnar vs. Bradley	401 feet
Brennen Dorigi vs. LSU	400 feet
Kyle Huckstorf vs. SDSU	400 feet
Sam Petersen vs. St. Thomas	397 feet
Sam Petersen vs. Ohio State	397 feet
Brennen Dorigi vs. Illinois State	396 feet
Keaton Anthony vs. Penn State	391 feet
Sam Hojnar vs. Illinois State	391 feet
Brennen Dorigi vs. Michigan State	391 feet
Brennen Dorigi vs. Indiana	390 feet
Raider Tello vs. SDSU	385 feet
Sam Petersen vs. WMU	384 feet
Kyle Huckstorf vs. WMU	383 feet
Brennen Dorigi vs. Illinois State	383 feet
Sam Hojnar vs. Ohio State	383 feet
Brayden Frazier vs. LSU	381 feet
Michael Seegers vs. Michigan State	380 feet
Keaton Anthony vs. Kansas State	378 feet
Kyle Huckstorf vs. Texas Tech	377 feet
Brennen Dorigi vs. Loras	376 feet
Sam Petersen vs. SDSU	376 feet
Keaton Anthony vs. WMU	376 feet
Will Mulflur vs. Ohio State	376 feet
Sam Hojnar vs. Ohio State	375 feet
Brayden Frazier vs. Michigan State	375 feet
Brennen Dorigi vs. Michigan State	375 feet
Keaton Anthony vs. Nebraska	374 feet
Sam Petersen vs. Upper Iowa	369 feet
Ben Wilmes vs. Michigan State	369 feet
Ben Wilmes vs. Nebraska	368 feet
Brennen Dorigi vs. Maryland	364 feet
Sam Hojnar vs. Ohio State	363 feet
Keaton Anthony vs. LSU	360 feet
Brennen Dorigi vs. Northwestern	360 feet
Michael Seegers vs. Pepperdine	358 feet
Raider Tello vs. Northwestern	352 feet
Michael Seegers vs. Southern	339 feet



STARTING LINEUPS BY GAME

Date	Opp.	C	1B	2B	3B	SS	LF	CF	RF	DH
2/17	vs. Indiana St.	Moss	Dorighi	Hojnar	Tello	Seegers	Petersen	Huckstorf	Moseley	Anthony
2/18	vs. Quinnipiac	Tallman	Dorighi	Mitchell	Tello	Seegers	Petersen	Huckstorf	Frazier	Anthony
2/19	vs. Quinnipiac	Moss	Dorighi	Hojnar	Tello	Seegers	Petersen	Huckstorf	Frazier	Anthony
2/24	vs. SHSU	Moss	Dorighi	Hojnar	Tello	Seegers	Petersen	Huckstorf	Frazier	Anthony
2/25	vs. LSU	Tallman	Dorighi	Mitchell	Tello	Seegers	Petersen	Huckstorf	Frazier	Anthony
2/26	vs. Kansas St.	Moss	Dorighi	Hojnar	Tello	Seegers	Petersen	Huckstorf	Frazier	Anthony
2/28	vs. Loras	Christensen	Dorighi	Hojnar	Tello	Mitchell	Frazier	Petersen	Moseley	Anthony
3/3	vs. Southern Moss	Guerin	Hojnar	Tello	Seegers	Dorighi	Petersen	Moseley	Anthony	Anthony
3/4	vs. Alabama	Moss	Dorighi	Hojnar	Tello	Seegers	Petersen	Huckstorf	Moseley	Anthony
3/5	vs. Pepperdine	Tallman	Dorighi	Hojnar	Tello	Seegers	Petersen	Huckstorf	Frazier	Anthony
3/7	vs. Coe	Christensen	Dorighi	Hojnar	Tello	Seegers	Wilmes	Petersen	Moseley	Anthony
3/10	vs. Texas Tech	Moss	Dorighi	Hojnar	Tello	Seegers	Petersen	Huckstorf	Moseley	Anthony
3/11	vs. Texas Tech	Moss	Dorighi	Hojnar	Tello	Seegers	Petersen	Huckstorf	Moseley	Anthony
3/12	vs. Texas Tech	Moss	Dorighi	Hojnar	Tello	Seegers	Wilmes	Huckstorf	Moseley	Anthony
3/15	vs. St. Thomas	Christensen	Dorighi	Hojnar	Tello	Seegers	Petersen	Huckstorf	Moseley	--
3/17	vs. SDSU	Moss	Dorighi	Hojnar	Tello	Seegers	Petersen	Huckstorf	Moseley	Anthony
3/18	vs. SDSU	Moss	Dorighi	Hojnar	Tello	Seegers	Petersen	Huckstorf	Moseley	Anthony
3/18	vs. SDSU	Christensen	Dorighi	Mitchell	Tello	Seegers	Petersen	Huckstorf	Frazier	Anthony
3/22	vs. Grand View	Tallman	Dorighi	Hojnar	Tello	Seegers	Petersen	Huckstorf	Wilmes	--
3/24	vs. WMU	Moss	Dorighi	Hojnar	Tello	Seegers	Petersen	Huckstorf	Wilmes	Anthony
3/25	vs. WMU	Moss	Dorighi	Hojnar	Tello	Seegers	Petersen	Huckstorf	Wilmes	Anthony
3/25	vs. WMU	Moss	Dorighi	Hojnar	Tello	Seegers	Petersen	Huckstorf	Wilmes	Anthony
3/28	vs. Illinois St.	Christensen	Dorighi	Hojnar	Tello	Seegers	Petersen	Huckstorf	Wilmes	--
3/31	vs. Maryland	Moss	Dorighi	Hojnar	Tello	Seegers	Petersen	Huckstorf	Frazier	Anthony
4/1	vs. Maryland	Moss	Dorighi	Hojnar	Tello	Seegers	Petersen	Huckstorf	Wilmes	--
4/2	vs. Maryland	Moss	Dorighi	Hojnar	Tello	Seegers	Petersen	Huckstorf	Wilmes	Anthony
4/5	vs. Bradley	Christensen	Dorighi	Hojnar	Tello	Seegers	Wilmes	Huckstorf	Frazier	Anthony
4/7	vs. Indiana	Moss	Dorighi	Hojnar	Tello	Seegers	Wilmes	Huckstorf	Frazier	Anthony
4/8	vs. Indiana	Moss	Dorighi	Hojnar	Tello	Seegers	Wilmes	Huckstorf	Frazier	Anthony
4/9	vs. Indiana	Moss	Dorighi	Hojnar	Tello	Seegers	Wilmes	Huckstorf	Frazier	Anthony
4/12	vs. Milwaukee	Tallman	Guerin	Hojnar	Mitchell	Seegers	Dorighi	Huckstorf	Wilmes	Anthony
4/14	vs. Minnesota	Moss	Guerin	Hojnar	Tello	Seegers	Wilmes	Huckstorf	Dorighi	Anthony
4/14	vs. Minnesota	Moss	Dorighi	Hojnar	Tello	Seegers	Wilmes	Huckstorf	Frazier	Anthony
4/15	vs. Minnesota	Tallman	Dorighi	Hojnar	Tello	Seegers	Wilmes	Huckstorf	Frazier	Anthony
4/18	vs. UIC	Moss	Dorighi	Hojnar	Tello	Seegers	Wilmes	Huckstorf	Frazier	--
4/19	vs. Bradley	Tallman	Dorighi	Hojnar	Tello	Seegers	Wilmes	Huckstorf	Frazier	Anthony
4/21	vs. Nebraska	Moss	Dorighi	Hojnar	Tello	Seegers	Wilmes	Huckstorf	Petersen	Anthony
4/22	vs. Nebraska	Moss	Dorighi	Hojnar	Tello	Seegers	Wilmes	Huckstorf	Petersen	Anthony
4/23	vs. Nebraska	Moss	Dorighi	Hojnar	Tello	Seegers	Wilmes	Huckstorf	Petersen	Anthony
4/25	vs. UIU	Tallman	Dorighi	Hojnar	Tello	Seegers	Wilmes	Huckstorf	Petersen	Anthony
4/29	vs. PSU	Moss	Dorighi	Hojnar	Tello	Seegers	Petersen	Huckstorf	Wilmes	Anthony
4/29	vs. PSU	Moss	Dorighi	Hojnar	Tello	Seegers	Petersen	Huckstorf	Wilmes	Anthony
5/2	vs. Illinois St.	Moss	Dorighi	Hojnar	Tello	Seegers	Wilmes	Huckstorf	Petersen	Anthony
5/5	vs. Ohio St.	Moss	Dorighi	Hojnar	Tello	Seegers	Petersen	Huckstorf	Wilmes	Frazier
5/6	vs. Ohio St.	Moss	Dorighi	Hojnar	Tello	Seegers	Petersen	Huckstorf	Wilmes	Mulflur
5/7	vs. Ohio St.	Moss	Dorighi	Hojnar	Tello	Seegers	Petersen	Huckstorf	Wilmes	Mulflur
5/12	vs. MSU	Moss	Dorighi	Hojnar	Tello	Seegers	Petersen	Huckstorf	Frazier	Wilmes
5/13	vs. MSU	Moss	Dorighi	Hojnar	Tello	Seegers	Petersen	Huckstorf	Wilmes	Mulflur
5/14	vs. MSU	Moss	Dorighi	Hojnar	Tello	Seegers	Petersen	Huckstorf	Frazier	Wilmes
5/18	vs. NW	Moss	Dorighi	Hojnar	Tello	Seegers	Petersen	Huckstorf	Frazier	Wilmes
5/19	vs. NW	Moss	Dorighi	Hojnar	Tello	Seegers	Petersen	Huckstorf	Frazier	Wilmes
5/20	vs. NW	Moss	Dorighi	Hojnar	Tello	Seegers	Petersen	Huckstorf	Frazier	Wilmes

PINCH-HITTING BREAKDOWN

Player	Avg.	AB-H-RBI	2B-3B-HR	BB-HBP-SO
Gehrig Christensen	--	0-0-0	0-0-0	1-0-0
Brayden Frazier	.166	6-1-1	1-0-0	2-1-2
Blake Guerin	.166	6-1-2	1-0-0	2-0-2
Sam Hojnar	.000	2-0-0	0-0-0	0-0-1
Gable Mitchell	.166	6-1-0	1-0-0	1-0-2
Chase Moseley	1.000	1-1-0	0-1-0	2-0-0
Will Mulflur	.000	4-0-0	0-0-0	1-0-0
Sam Petersen	.000	1-0-0	0-0-0	1-0-0
Coy Sarsfield	.000	7-0-0	0-0-0	0-1-2
Michael Seegers	.000	1-0-0	0-0-0	0-0-0
Ben Tallman	.500	2-1-0	0-0-0	0-0-0
Ben Wilmes	.250	4-1-0	0-0-0	1-1-1

STARTING LINEUPS - BATTING ORDER

1. Wimes (27), Seegers (23), Huckstorf (1), Mitchell (1)
2. Anthony (18), Tello (15), Huckstorf (13), Petersen (5), Dorighi (1)
3. Dorighi (36), Anthony (14), Tello (2)
4. Tello (16), Dorighi (15), Anthony (11), Huckstorf (10)
5. Tello (17), Petersen (15), Huckstorf (12), Hojnar (7), Guerin (1)
6. Hojnar (20), Petersen (15), Huckstorf (8), Seegers (5), Moseley (1), Guerin (1), Tello (1), Frazier (1), Moseley (1)
7. Hojnar (21), Seegers (11), Moseley (7), Huckstorf (4), Frazier (3), Petersen (2), Guerin (1), Tallman (1), Moss (1)
8. Frazier (17), Seegers (11), Moss (7), Petersen (4), Wilmes (3), Tallman (3), Mulflur (3), Christensen (1), Mitchell (1), Hojnar (1), Moseley (1)
9. Moss (30), Wilmes (6), Christensen (5), Tallman (4), Mitchell (3), Frazier (2), Seegers (1), Moseley (1)

CAREER MULTI-HIT GAMES

Player	2020	2021	2022	2023	Total
Keaton Anthony	--	--	22	18	40
Brennen Dorighi	1	5	16	22	44
Brayden Frazier	--	7	1	7	15
Sam Hojnar	--	--	7	11	18
Kyle Huckstorf	--	--	9	15	24
Will Mulflur	--	--	3	1	4
Chase Moseley	--	--	--	1	1
Cade Moss	--	--	4	10	14
Andy Nelson	--	--	3	--	3
Sam Petersen	--	--	10	10	20
Michael Seegers	--	1	19	21	42
Ben Tallman	--	--	6	--	6
Raider Tello	--	--	--	21	21
Ben Wilmes	--	--	2	8	10

CAREER MULTI-RBI GAMES

Player	2020	2021	2022	2023	Total
Keaton Anthony	--	--	13	10	23
Brennen Dorighi	1	6	14	15	36
Brayden Frazier	2	5	3	7	17
Sam Hojnar	--	--	3	14	17
Kyle Huckstorf	--	--	6	14	19
Gable Mitchell	--	--	--	1	1
Chase Moseley	--	--	--	2	2
Cade Moss	--	--	2	4	6
Will Mulflur	--	--	4	1	5
Andy Nelson	--	--	1	--	1
Sam Petersen	--	--	8	8	16
Michael Seegers	--	--	7	9	16
Ben Tallman	--	--	2	1	3
Raider Tello	--	--	--	15	15
Ben Wilmes	--	--	6	6	12

HITTING/ON-BASE STREAKS

Player	Hitting	Career	On-Base	Career
Keaton Anthony	-	14	17	28
Gherig Christensen	-	2	1	5
Brennen Dorighi	1	11	1	31
Brayden Frazier	3	4	3	6
Blake Guerin	-	2	-	3
Sam Hojnar	1	8	1	9
Kyle Huckstorf	-	7	-	21
Gable Mitchell	-	1	-	3
Chase Moseley	1	2	11	11
Cade Moss	6	6	6	6
Will Mulflur	-	4	1	11
Andy Nelson	-	5	-	6
Sam Petersen	-	10	3	17
Coy Sarsfield	1	1	1	1
Michael Seegers	10	10	10	16
Ben Tallman	1	5	1	7
Raider Tello	4	11	9	12
Ben Wilmes	6	6	6	16



STARTING PITCHERS

Pitcher	Date	Opp.	Dec.	IP	H	R	ER	BB	SO	NP	Score	Final
Langenberg	2/17	v. Indiana St	ND	5.0	5	2	2	2	6	76	2-2	6-2
Brecht	2/18	vs. Quinnipiac	W	5.0	0	0	0	0	10	68	7-0	7-1
Morgan	2/19	vs. Quinnipiac	ND	4.0	3	0	0	0	1	50	8-0	10-0
Langenberg	2/24	vs. SHSU	L	4.2	9	3	3	1	6	89	0-3	0-6
Brecht	2/25	vs. LSU	ND	3.1	1	2	2	8	6	90	4-2	12-4
Morgan	2/26	vs. Kansas St.	ND	3.1	4	4	4	3	4	76	4-4	6-5
Whitlock	2/27	vs. Loras	W	1.0	0	0	0	0	0	11	3-0	9-2
Langenberg	3/3	vs. Southern	W	5.0	6	4	3	6	4	90	11-4	20-8
Morgan	3/4	vs. S Alabama	ND	4.0	3	2	2	3	7	83	4-2	6-2
Brecht	3/5	vs. Pepperdine	ND	4.0	3	1	1	3	6	81	2-1	10-1
Obermueller	3/7	vs. Coe	ND	3.0	0	1	0	1	6	45	2-1	8-2
Langenberg	3/10	vs. Texas Tech	L	2.0	5	3	3	1	1	57	1-3	5-17
Brecht	3/11	vs. Texas Tech	L	5.2	5	2	2	3	7	106	0-2	3-8
Morgan	3/12	vs. Texas Tech	ND	4.0	3	5	5	4	3	87	6-5	10-9
Anthony	3/15	vs. St. Thomas	W	3.0	1	0	0	0	2	34	1-0	10-1
Brecht	3/17	vs. SDSU	ND	5.0	4	2	2	3	7	91	2-2	5-4
Morgan	3/19	vs. SDSU	ND	3.0	2	2	2	3	4	72	5-2	12-2
Obermueller	3/19	vs. SDSU	ND	0.0	1	2	2	1	0	18	0-2	5-3
Anthony	3/22	vs. Grand View	W	2.0	0	0	0	0	1	25	2-0	12-1
Brecht	3/24	vs. WMU	W	5.2	1	0	0	4	10	98	8-0	9-3
Simpson	3/25	vs. WMU	ND	2.2	6	5	5	2	6	73	0-2	13-8
Langenberg	3/25	vs. WMU	W	5.0	7	2	2	0	10	95	20-2	21-6
Anthony	3/28	vs. Illinois St.	ND	2.1	1	0	0	1	2	48	2-0	3-5
Brecht	3/31	vs. Maryland	ND	5.0	5	3	3	3	13	94	5-3	9-10
Anthony	4/1	vs. Maryland	ND	1.0	2	2	2	0	0	30	0-2	4-7
Langenberg	4/2	vs. Maryland	ND	4.1	8	6	6	2	7	81	1-6	12-8
Anthony	4/5	vs. Bradley	ND	2.0	2	2	1	0	3	32	2-2	9-6
Brecht	4/7	vs. Indiana	W	7.0	2	1	1	4	7	99	5-1	7-1
Morgan	4/8	vs. Indiana	ND	5.0	1	0	0	2	7	79	0-0	0-2
Langenberg	4/9	vs. Indiana	ND	5.1	6	0	0	3	2	79	1-0	2-4
Savary	4/12	vs. Milwaukee	ND	1.0	0	0	0	0	1	10	0-0	12-1
Brecht	4/14	vs. Minnesota	L	4.1	3	5	5	4	3	89	3-5	3-12
Morgan	4/14	vs. Minnesota	W	5.0	3	2	2	5	5	93	6-2	7-2
Langenberg	4/15	vs. Minnesota	ND	4.1	6	4	3	5	5	95	6-4	18-4
Anthony	4/18	vs. UIC	ND	1.0	2	2	2	2	0	24	1-2	3-14
Savary	4/19	vs. Bradley	ND	2.0	1	0	0	0	1	25	2-0	6-1
Brecht	4/21	vs. Nebraska	ND	4.0	2	4	4	7	7	102	6-4	11-6
Morgan	4/22	vs. Nebraska	W	6.0	3	0	0	1	5	86	8-0	8-0
Langenberg	4/23	vs. Nebraska	W	7.0	3	1	1	2	9	94	6-1	6-1
Voelker	4/25	vs. Upper Iowa	W	2.0	1	0	0	1	0	26	14-0	16-0
Brecht	4/29	vs. Penn St.	ND	0.2	1	4	4	5	1	35	2-4	9-6
Morgan	4/29	vs. Penn St.	L	1.1	1	4	4	5	1	35	0-3	4-8
Langenberg	5/2	vs. Illinois St.	W	1.0	2	1	1	0	1	10	3-1	7-4
Brecht	5/5	vs. Ohio St.	ND	2.2	2	2	2	4	2	66	1-0	16-9
Morgan	5/6	vs. Ohio St.	W	5.0	3	2	2	6	7	93	9-2	15-3
Langenberg	5/7	vs. Ohio St.	L	6.1	4	3	3	3	7	100	2-3	2-5
Morgan	5/12	vs. MSU	W	6.0	0	0	0	4	6	96	5-0	9-0
Langenberg	5/13	vs. MSU	ND	5.0	4	2	2	3	3	88	4-2	8-6
Brecht	5/14	vs. MSU	W	6.0	1	1	1	5	8	93	3-1	5-1
Morgan	5/18	vs. NW	ND	4.0	3	0	0	3	5	68	10-0	15-3
Langenberg	5/19	vs. NW	ND	4.0	6	3	3	0	3	72	2-3	4-6
Brecht	5/20	vs. NW	W	6.0	1	0	0	1	9	79	3-0	10-0

STARTING PITCHER RECORDS

Pitcher	2023	Career
Keaton Anthony	2-0	2-0
Brody Brecht	5-2	5-3
Ty Langenberg	5-3	10-5
Marcus Morgan	4-1	4-1
Cade Obermueller	1-0	1-0
Aaron Savary	0-0	0-0
Zach Voelker	1-0	5-4
Jack Whitlock	1-0	1-0

STARTING PITCHER STATS

Player	era	w-l	app	gs	cg	sho	sv	ip	h	r	er	bb	so	2b	3b	hr	b/avg	wp	hp	bk	sfa	sha
Savary, Aaron	0.00	0-0	2	2	0	0/0	0	3.0	1	0	0	0	2	0	0	0	.100	1	0	0	0	0
Voelker, Zach	0.00	1-0	1	1	0	0/1	0	2.0	1	0	0	1	0	0	0	0	.167	1	0	0	0	0
Whitlock, Jack	0.00	1-0	1	1	0	0/0	0	1.0	0	0	0	0	0	0	0	0	.000	0	0	0	0	0
Morgan, Marcus	3.73	4-1	12	12	0	0/3	0	50.2	29	21	21	39	55	3	0	3	.173	10	9	1	0	2
Brecht, Brody	3.78	5-2	14	14	0	0/1	0	64.1	31	27	27	54	96	7	0	1	.143	13	7	2	0	1
Anthony, Keaton	3.97	2-0	6	6	0	0/0	0	11.1	8	6	5	4	8	2	0	2	.200	0	3	0	1	3
Langenberg, Ty	4.88	4-3	13	13	0	0/0	0	59.0	71	34	32	28	64	16	2	7	.306	3	8	0	1	3
Obermueller, Cade	6.00	0-0	2	2	0	0/0	0	3.0	1	3	2	2	6	0	0	0	.100	1	3	0	0	0
Simpson, Jared	16.88	0-0	1	1	0	0/0	0	2.2	6	5	5	2	6	3	0	0	.429	0	1	0	0	0
Totals	4.20	17-6	52	52	0	5/5	0	197.0	148	96	92	130	237	31	2	13	.211	29	31	3	2	9

RUN SUPPORT

	Starts	Total Runs	Avg.
Keaton Anthony	6	8	1.3
High: 2, 2x last vs. Illinois State, 3/28/23			
Low: 0 vs. Maryland, 4/1/23			
Brody Brecht	14	51	3.6
High: 8 vs. WMU, 3/24/23			
Low: 0 vs. Texas Tech, 3/10/23			
Ty Langenberg	13	59	4.5
High: 20 vs. WMU, 3/25/23			
Low: 0 vs. Sam Houston State, 2/24/23			
Marcus Morgan	12	62	5.1
High: 10, vs. Northwestern, 5/18/23			
Low: 0, 2x, last vs. Penn State, 4/29/23			
Cade Obermueller	2	2	1
High: 2 vs. Coe, 3/7/23			
Low: 0 vs. SDSU, 3/19/23			
Aaron Savary	2	2	1
High: 2 vs. Bradley, 4/19/23			
Low: 0 vs. Milwaukee, 4/12/23			
Jared Simpson	1	0	0
High: 0 vs. WMU, 3/25/23			
Low: 0 vs. WMU, 3/25/23			
Zach Voelker	1	14	14
High: 14 vs. Upper Iowa, 4/25/23			
Low: 14 vs. Upper Iowa, 4/25/23			
Jack Whitlock	1	3	3.0
High: 3 vs. Loras, 2/28/23			
Low: 3 vs. Loras, 2/28/23			



BULLPEN STATISTICS

Player	era	w-l	app	gs	cg	sho	sv	ip	h	r	er	bb	so	2b	3b	hr
Langenberg, Ty	0.00	1-0	2	0	0	0/0	0	5.0	3	0	0	0	7	0	0	0
Proskovec, Drew	0.00	0-0	3	0	0	0/0	0	1.2	0	0	0	1	2	0	0	0
Brecht, Brody	0.00	0-0	1	0	0	0/0	0	1.0	0	0	0	0	0	0	0	0
Whitlock, Jack	1.08	5-0	13	0	0	0/1	1	25.0	11	7	3	5	27	2	0	0
Llewellyn, Luke	2.73	1-0	23	0	0	0/1	3	26.1	15	10	8	20	36	3	0	3
Savary, Aaron	3.18	0-0	8	0	0	0/1	0	17.0	15	6	6	10	19	3	0	1
Gottilla, Nick	3.38	1-1	13	0	0	0/2	0	16.0	10	9	6	13	13	1	1	2
Wheatley, Chas	3.48	0-0	12	0	0	0/2	0	10.1	8	5	4	6	7	3	0	0
Obermueller, Cade	3.71	2-0	12	0	0	0/1	1	17.0	10	11	7	14	28	1	0	1
Christophers, Will	3.80	3-1	24	0	0	0/2	1	23.2	14	11	10	12	47	0	0	1
Young, Jack	4.76	0-0	7	0	0	0/0	1	5.2	7	3	3	0	4	0	0	1
Simpson, Jared	4.89	4-2	19	0	0	0/2	1	38.2	34	23	21	18	57	2	2	4
Voelker, Zach	6.03	3-1	12	0	0	0/0	1	37.1	37	25	25	19	30	10	2	3
Anthony, Keaton	6.23	0-0	3	0	0	0/1	0	8.2	12	7	6	4	6	1	0	0
Henderson, Jacob	6.91	2-1	18	0	0	0/0	0	14.1	12	11	11	9	19	2	0	2
Strack, Caleb	9.00	0-0	3	0	0	0/0	0	1.0	1	1	1	2	2	0	0	1
Morgan, Marcus	9.82	0-1	2	0	0	0/0	0	3.2	4	5	4	3	7	2	0	0
Totals	4.07	22-7	52	0	0	5/5	9	252.1	193	134	114	136	311	30	5	19

BULLPEN STATISTICS

Opponent	Date	W-L-S	Pitchers	Inn.	H	R-ER	BB-SO
vs. Indiana St	2/17	1-0-0	Simpson, Christophersen	6.0	1	0-0	4-10
vs. Quinnipiac	2/18	0-0-1	Voelker	4.0	4	1-1	0-6
vs. Quinnipiac	2/19	1-0-0	Llewellyn, Anthony, Gottilla	4.0	3	0-0	3-2
vs. SHSU	2/24	0-0-0	Anthony, Gottilla	4.1	6	3-3	2-3
vs. LSU	2/25	1-0-0	Simpson, Christophersen	5.2	3	2-2	1-9
vs. Kansas St	2/26	1-0-0	Voelker	5.2	4	1-1	0-5
vs. Loras	2/27	0-0-0	Gottilla, Wheatley, Obermueller, Young, Proskovec, Henderson, Llewellyn, Christophersen	8.0	5	2-2	5-12
vs. Southern	3/3	0-0-0	Anthony, Christophersen, Obermueller	4.0	4	4-3	3-3
vs. S Alabama	3/4	1-0-0	Simpson, Christophersen	5.0	1	0-0	3-5
vs. Pepperdine	3/6	1-0-0	Voelker	5.0	1	0-0	2-2
vs. Coe	3/7	1-0-0	Whitlock, Gottilla, Savary, Henderson, Llewellyn, Christophersen	6.0	2	1-1	4-20
vs. Texas Tech	3/10	0-0-0	Simpson, Whitlock, Gottilla	6.0	10	14-11	5-4
vs. Texas Tech	3/11	0-0-0	Voelker	2.1	5	6-6	3-7
vs. Texas Tech	3/12	1-0-0	Llewellyn, Obermueller	5.0	4	4-4	3-8
vs. St. Thomas	3/15	0-0-0	Gottilla, Henderson, Langenberg, Christophersen, Simpson, Llewellyn	6.0	3	1-0	2-9
vs. SDSU	3/17	1-0-1	Voelker, Christophersen, Llewellyn	4.0	3	2-2	3-8
vs. SDSU	3/19	1-0-0	Simpson	4.0	1	0-0	1-10
vs. SDSU	3/19	1-0-0	Llewellyn, Henderson, Langenberg, Christophersen	7.0	3	1-1	2-12
vs. Grand View	3/22	0-0-0	Gottilla, Whitlock, Obermueller, Savary, Wheatley, Proskovec, Young, Strack, Henderson	7.0	4	1-0	3-8
vs. WMU	3/24	0-0-0	Henderson, Morgan, Whitlock	3.1	2	3-2	3-6
vs. WMU	3/25	1-0-0	Voelker, Llewellyn	6.1	4	3-3	2-5
vs. WMU	3/25	0-0-0	Christophersen, Henderson, Wheatley	2.0	2	4-4	2-3
vs. Illinois St.	3/28	0-1-0	Obermueller, Henderson, Gottilla, Christophersen, Llewellyn	5.2	4	5-2	4-5
vs. Maryland	3/31	0-1-0	Simpson, Henderson, Llewellyn	4.0	6	7-7	3-2
vs. Maryland	4/1	0-1-0	Voelker, Christophersen, Morgan, Llewellyn, Gottilla, Wheatley	8.0	8	5-4	4-6
vs. Maryland	4/2	1-0-1	Henderson, Obermueller	4.2	2	2-0	4-6
vs. Bradley	4/5	1-0-1	Savary, Simpson, Henderson, Christophersen, Whitlock, Llewellyn, Strack, Young	7.0	4	4-4	6-9
vs. Indiana	4/7	0-0-0	Henderson	2.0	2	0-0	0-6
vs. Indiana	4/8	0-1-0	Voelker	4.1	2	2-2	2-2
vs. Indiana	4/9	0-1-0	Llewellyn, Henderson, Obermueller	2.2	5	4-3	2-3
vs. Milwaukee	4/12	1-0-0	Simpson, Wheatley, Gottilla, Obermueller, Christophersen, Whitlock, Young	6.0	6	1-1	2-4
vs. Minnesota	4/14	0-0-0	Henderson, Voelker, Wheatley, Strack	3.2	10	7-7	7-7
vs. Minnesota	4/15	0-0-0	Savary, Llewellyn	4.0	2	0-0	1-5
vs. Minnesota	4/16	1-0-0	Whitlock, Christophersen, Simpson	4.2	1	0-0	0-5
vs. UIC	4/18	0-1-0	Gottilla, Young, Voelker, Henderson, Obermueller, Proskovec	5.0	9	12-10	10-5
vs. Bradley	4/19	1-0-0	Savary, Simpson, Wheatley, Whitlock, Christophersen, Llewellyn	7.0	2	1-1	0-8
vs. Nebraska	4/21	1-0-0	Whitlock, Llewellyn, Henderson	5.0	5	2-2	3-8
vs. Nebraska	4/22	0-0-0	Savary, Wheatley	3.0	2	0-0	3-4
vs. Nebraska	4/23	0-0-0	Christophersen, Simpson	2.0	1	0-0	0-2
vs. UIU	4/25	0-0-0	Simpson, Gottilla, Wheatley, Obermueller, Christophersen	5.0	3	0-0	2-8
vs. PSU	4/29	1-0-0	Whitlock, Simpson, Llewellyn	8.1	5	2-1	1-9
vs. PSU	4/29	0-0-0	Savary, Henderson, Llewellyn, Wheatley, Christophersen	6.2	3	4-4	7-7
vs. Illinois St.	5/3	0-0-1	Obermueller, Wheatley, Brecht, Voelker, Henderson, Simpson, Christophersen, Llewellyn	8.0	6	3-3	5-11
vs. Ohio St.	5/5	1-0-0	Whitlock, Simpson, Wheatley, Llewellyn	6.1	6	7-7	6-10
vs. Ohio St.	5/6	0-0-0	Savary, Christophersen, Young	4.0	3	1-1	1-7
vs. Ohio St.	5/7	0-0-0	Simpson, Llewellyn, Christophersen, Voelker	2.2	4	2-2	5-4
vs. Michigan St.	5/12	0-0-1	Simpson	3.0	3	0-0	0-3
vs. Michigan St.	5/13	1-0-1	Savary, Christophersen, Llewellyn	3.0	6	4-4	0-4
vs. Michigan St.	5/12	0-0-1	Whitlock	3.0	2	0-0	0-5
vs. NW	5/18	1-0-0	Obermueller, Gottilla, Young	5.0	1	3-3	2-4
vs. NW	5/19	0-1-0	Simpson, Llewellyn	4.0	4	4-3	1-4
vs. NW	5/20	0-0-0	Whitlock, Christophersen	3.0	1	0-0	0-3

SAVE OPPORTUNITIES

Pitcher	2022	Career
Will Christophersen	1/1	1/2
Luke Llewellyn	3/3	6/7
Cade Obermueller	1/1	1/1
Jared Simpson	1/1	1/1
Zach Voelker	1/1	1/1
Jack Whitlock	1/1	1/1
Jack Young	1/1	1/1

INHERITED RUNNERS

Pitcher	2023	Career
Keaton Anthony	3/0	3/0
Brody Brecht	0/0	10/3
Will Christophersen	12/4	25/10
Nick Gottilla	10/6	10/6
Jacob Henderson	26/8	75/34
Ty Langenberg	0/0	2/2
Luke Llewellyn	20/8	31/10
Marcus Morgan	0/0	2/2
Cade Obermueller	7/4	7/4
Drew Proskovec	2/0	2/0
Aaron Savary	3/1	3/1
Jared Simpson	6/3	12/6
Caleb Strack	2/0	2/0
Zach Voelker	8/4	8/4
Chas Wheatly	11/3	11/3
Jack Whitlock	12/3	12/3
Jack Young	0/0	0/0

B1G OVERALL STATS

BATTING AVERAGE

1.	Maryland	.317
2.	Michigan State	.303
3.	Indiana	.302
5.	IOWA	.300

ERA

1.	IOWA	4.13
2.	Rutgers	4.47
3.	Nebraska	4.79

FIELDING PERCENTAGE

1.	IOWA	.980
2.	Illinois	.978
3.	Nebraska	.978

IOWA CAREER RECORDS

DOUBLES

t8.	Keaton Anthony	44
-----	----------------	----

IOWA SINGLE SEASON RECORDS

DOUBLES

t2.	Keaton Anthony	22
-----	----------------	----

HOME RUNS

t11.	Brennen Dorighi	14
------	-----------------	----

HIT-BY-PITCH

t6.	Sam Petersen	16
t8.	Keaton Anthony	15

ERA (MIN 20 INNINGS)

3.	Jack Whitlock	1.04
----	---------------	------

STRIKEOUTS

4.	Brody Brecht	87
----	--------------	----



IOWA BASEBALL OVERALL STATISTICS

Record: 39-13 Home: 23-3 Away: 9-9 Neutral: 7-1 Big Ten: 15-8

Player	avg	gp-gs	ab	r	h	2b	3b	hr	rbi	tb	slg%	bb	hp	so	gdp	ob%	sf	sh	sb-att	po	a	e	fld%
Anthony, Keaton	.389	43-43	157	51	61	22	0	9	38	110	.701	24	15	22	0	.505	2	0	1-1	1	5	0	1.000
Dorighi, Brennen	.351	52-52	194	60	68	19	0	13	60	126	.649	36	7	50	1	.466	1	0	7-9	327	28	2	.994
Seegers, Michael	.313	52-51	198	48	62	7	4	4	29	89	.449	28	6	28	1	.412	1	6	17-20	79	128	6	.972
Tello, Raider	.303	51-51	208	43	63	13	1	4	45	90	.433	29	6	32	0	.400	2	0	1-2	30	55	5	.944
Huckstorf, Kyle	.281	49-49	185	50	52	12	4	6	46	90	.486	23	10	38	4	.386	2	1	13-15	77	2	1	.988
Hojnar, Sam	.273	51-49	176	38	48	11	1	10	52	91	.517	19	8	50	1	.362	4	1	10-10	67	105	4	.977
Petersen, Sam	.333	43-41	138	38	46	9	1	9	41	84	.609	17	16	39	0	.449	5	1	17-19	51	2	1	.981
Frazier, Brayden	.311	41-23	90	14	28	10	0	2	23	44	.489	13	3	29	0	.411	1	2	3-4	36	1	1	.974
Moss, Cade	.276	45-38	134	27	37	7	1	0	20	46	.343	18	6	23	1	.379	3	3	8-9	405	26	1	.998
Wilmes, Ben	.272	44-36	125	41	34	6	1	3	22	51	.408	36	8	47	1	.453	3	4	4-5	41	1	1	.977
Guerin, Blake	.269	19-3	26	4	7	5	0	0	5	12	.462	5	1	10	0	.406	0	0	0-0	41	1	0	1.000
Christensen, Gehrig	.214	11-6	14	6	3	0	0	0	2	3	.214	9	0	7	0	.480	2	0	1-1	58	5	1	.984
Moseley, Chase	.200	15-10	30	9	6	1	1	1	8	12	.400	15	5	6	0	.520	0	0	5-5	17	0	2	.895
Sarsfield, Coy	.176	16-0	17	3	3	0	0	0	0	3	.176	2	1	4	0	.300	0	0	1-1	2	0	0	1.000
Tallman, Ben	.174	16-8	23	3	4	0	0	1	6	7	.304	4	1	13	0	.321	0	4	0-0	81	5	1	.989
Mulflur, Will	.167	11-3	18	1	3	0	0	1	3	6	.333	3	1	3	0	.318	0	0	1-1	1	0	0	1.000
Mitchell, Gable	.121	28-5	33	3	4	2	0	0	5	6	.182	8	0	5	1	.286	1	0	0-2	10	21	1	.969
Totals	.300	52	1766	439	529	124	14	63	405	870	.493	289	94	406	10	.419	27	22	89-104	1348	433	37	.980
Opponents	.210	52	1622	230	341	61	7	32	209	512	.316	266	77	548	12	.346	12	10	34-49	1297	446	69	.962

LOB - Team (465), Opp (409). DPs turned - Team (41), Opp (30). CI - Team (0), Opp (3). IBB - Team (2), Anthony 2, Opp (4).
Picked off - Tello 2, Moseley 1, Huckstorf 1, Wilmes 1, Petersen 1, Dorighi 1, Hojnar 1.

(All games Sorted by Earned run avg)

Player	era	w-l	app	gs	cg	sho	sv	ip	h	r	er	bb	so	2b	3b	hr	b/avg	wp	hp	bk	sfa	sha
Brecht, Brody	3.72	5-2	15	14	0	0/1	0	65.1	31	27	27	54	96	7	0	1	.141	13	7	2	0	1
Morgan, Marcus	4.14	4-2	14	12	0	0/3	0	54.1	33	26	25	42	62	5	0	3	.179	10	11	1	0	2
Langenberg, Ty	4.50	5-3	15	13	0	0/0	0	64.0	74	34	32	28	71	16	2	7	.295	5	8	0	1	3
Proskovec, Drew	0.00	0-0	3	0	0	0/0	0	1.2	0	0	0	1	2	0	0	0	.000	0	0	0	0	0
Whitlock, Jack	1.04	6-0	14	1	0	0/1	1	26.0	11	7	3	5	27	2	0	0	.131	2	2	0	3	0
Savary, Aaron	2.70	0-0	10	2	0	0/1	0	20.0	16	6	6	10	21	3	0	1	.219	4	1	0	0	0
Llewellyn, Luke	2.73	1-0	23	0	0	0/1	3	26.1	15	10	8	20	36	3	0	3	.167	3	3	0	1	0
Gottilla, Nick	3.38	1-1	13	0	0	0/2	0	16.0	10	9	6	13	13	1	1	2	.172	2	4	0	0	1
Wheatley, Chas	3.48	0-0	12	0	0	0/2	0	10.1	8	5	4	6	7	3	0	0	.205	0	1	0	0	0
Christophers, Will	3.80	3-1	24	0	0	0/2	1	23.2	14	11	10	12	47	0	0	1	.163	1	8	0	0	0
Obermueller, Cade	4.05	2-0	14	2	0	0/1	1	20.0	11	14	9	16	34	1	0	1	.159	5	12	0	0	0
Young, Jack	4.76	0-0	7	0	0	0/0	1	5.2	7	3	3	0	4	0	0	1	.304	1	0	0	0	0
Anthony, Keaton	4.95	2-0	9	6	0	0/1	0	20.0	20	13	11	8	14	3	0	2	.260	1	4	0	1	3
Simpson, Jared	5.66	4-2	20	1	0	0/2	1	41.1	40	28	26	20	63	5	2	4	.250	6	11	0	2	0
Voelker, Zach	5.72	4-1	13	1	0	0/1	1	39.1	38	25	25	20	30	10	2	3	.257	2	1	0	3	0
Henderson, Jacob	6.91	2-1	18	0	0	0/0	0	14.1	12	11	11	9	19	2	0	2	.231	2	4	0	1	0
Strack, Caleb	9.00	0-0	3	0	0	0/0	0	1.0	1	1	1	2	2	0	0	1	.250	1	0	0	0	0
Totals	4.13	39-13	52	52	0	5/5	9	449.1	341	230	206	266	548	61	7	32	.210	58	77	3	12	10
Opponents	7.91	13-39	52	52	0	2/2	8	432.1	529	439	380	289	406	124	14	63	.300	67	94	4	27	22

PB - Team (11), Christensen 4, Moss 4, Tallman 3, Opp (7). Pickoffs - Team (5), Simpson 1, Morgan 1, Voelker 1, Moss 1, Anthony 1, Opp (8). SBA/ATT - Moss (26-36), Brecht (8-9), Simpson (4-7), Llewellyn (5-6), Christensen (4-5), Anthony (2-4), Christophers (4-4), Morgan (2-4), Tallman (4-4), Voelker (2-3), Langenberg (1-3), Savary (1-2), Obermueller (1-2), Wheatley (2-2), Gottilla (1-1), Young (1-1), Proskovec (0-1).



IOWA BASEBALL BIG TEN STATISTICS

Record: 15-8 Home: 9-3 Away: 6-5 Big Ten: 15-8

Player	avg	gp-gs	ab	r	h	2b	3b	hr	rbi	tb	slg%	bb	hp	so	gdp	ob%	sf	sh	sb-att	po	a	e	fld%
Seegers, Michael	.337	23-23	86	21	29	2	2	2	12	41	.477	13	1	8	1	.426	1	2	7-9	45	53	3	.970
Dorigi, Brennen	.330	23-23	91	27	30	11	0	7	25	62	.681	15	4	21	1	.445	0	0	2-3	142	18	1	.994
Moss, Cade	.304	23-22	79	18	24	5	1	0	9	31	.392	12	5	11	1	.423	1	1	5-5	236	11	0	1.000
Tello, Raider	.280	23-23	93	16	26	5	1	2	22	39	.419	14	4	16	0	.393	1	0	0-1	18	27	0	1.000
Wilmes, Ben	.238	23-22	84	23	20	4	1	3	13	35	.417	22	1	32	1	.391	3	0	2-3	21	1	1	.957
Hojnar, Sam	.224	23-23	85	17	19	4	0	4	19	35	.412	9	6	27	0	.333	2	0	4-4	27	53	1	.988
Huckstorf, Kyle	.209	23-23	91	20	19	4	3	1	19	32	.352	10	6	21	2	.324	1	1	3-4	41	2	1	.977

Anthony, Keaton	.463	14-14	54	16	25	10	0	4	19	47	.870	10	5	3	0	.580	0	0	0-0	0	1	0	1.000
Petersen, Sam	.350	17-17	60	16	21	2	1	4	15	37	.617	9	6	14	0	.462	3	0	8-10	24	0	0	1.000
Frazier, Brayden	.348	19-12	46	8	16	6	0	1	11	25	.543	6	1	14	0	.426	1	1	2-3	15	0	0	1.000
Mulflur, Will	.250	6-3	12	1	3	0	0	1	2	6	.500	1	1	2	0	.357	0	0	1-1	1	0	0	1.000
Sarsfield, Coy	.250	7-0	8	0	2	0	0	0	0	2	.250	0	0	2	0	.250	0	0	0-0	1	0	0	1.000
Guerin, Blake	.200	6-1	5	0	1	1	0	0	1	2	.400	3	0	3	0	.500	0	0	0-0	15	1	0	1.000
Mitchell, Gable	.167	10-0	6	1	1	0	0	0	1	1	.167	1	0	0	1	.286	0	0	0-1	4	7	0	1.000
Tallman, Ben	.000	1-1	1	0	0	0	0	0	1	0	.000	0	0	1	0	.000	0	1	0-0	5	0	0	1.000
Christensen, Gehrig	.000	1-0	0	0	0	0	0	0	1	0	.000	1	0	0	0	.500	1	0	0-0	0	0	0	.000
Totals	.295	23	801	184	236	54	9	29	170	395	.493	126	40	175	7	.410	14	6	34-44	610	197	12	.985
Opponents	.211	23	729	104	154	24	2	18	97	236	.324	129	37	236	9	.356	4	4	16-22	597	221	31	.963

LOB - Team (209), Opp (189). DPs turned - Team (25), Opp (15). CI - Team (0), Opp (3). IBB - Team (2), Anthony 2, Opp (1).
Picked off - Tello 1, Hojnar 1, Petersen 1, Huckstorf 1.

(Big Ten games only Sorted by Earned run avg)

Player	era	w-l	app	gs	cg	sho	sv	ip	h	r	er	bb	so	2b	3b	hr	b/avg	wp	hp	bk	sfa	sha
Morgan, Marcus	2.67	4-2	8	7	0	0/2	0	33.2	16	10	10	26	37	2	0	2	.150	7	6	0	0	2
Langenberg, Ty	4.46	1-1	7	7	0	0/0	0	36.1	37	19	18	18	36	5	0	6	.272	2	6	0	0	1
Brecht, Brody	5.05	3-1	8	8	0	0/1	0	35.2	17	20	20	33	50	4	0	0	.140	8	5	1	0	0

Young, Jack	0.00	0-0	2	0	0	0/0	0	2.0	1	0	0	0	2	0	0	0	.143	0	0	0	0	0
Strack, Caleb	0.00	0-0	1	0	0	0/0	0	0.1	0	0	0	1	0	0	0	0	.000	0	0	0	0	0
Whitlock, Jack	1.02	4-0	6	0	0	0/1	1	17.2	9	3	2	3	21	2	0	0	.153	1	2	0	2	0
Obermueller, Cade	2.70	1-0	3	0	0	0/0	1	6.2	3	4	2	4	10	0	0	0	.130	1	4	0	0	0
Llewellyn, Luke	3.09	0-0	11	0	0	0/0	1	11.2	9	6	4	10	14	2	0	1	.220	3	3	0	1	0
Christophers, Will	3.24	1-0	8	0	0	0/1	0	8.1	7	3	3	2	15	0	0	1	.212	0	3	0	0	0
Savary, Aaron	3.46	0-0	5	0	0	0/1	0	13.0	11	5	5	8	14	1	0	1	.234	2	1	0	0	0
Voelker, Zach	4.05	0-1	4	0	0	0/0	0	13.1	13	6	6	8	9	3	0	1	.255	0	0	0	1	0
Gottilla, Nick	5.40	0-0	2	0	0	0/0	0	1.2	1	1	1	1	0	0	0	0	.167	0	2	0	0	0
Simpson, Jared	7.43	0-2	8	0	0	0/1	1	13.1	15	13	11	6	15	1	2	3	.283	1	3	0	0	0
Wheatley, Chas	9.82	0-0	5	0	0	0/1	0	3.2	4	4	4	4	3	2	0	0	.267	0	0	0	0	0
Henderson, Jacob	14.40	1-1	7	0	0	0/0	0	5.0	9	8	8	5	10	2	0	2	.375	0	0	0	0	0
Anthony, Keaton	18.00	0-0	1	1	0	0/0	0	1.0	2	2	2	0	0	0	0	1	.400	0	2	0	0	1
Totals	4.25	15-8	23	23	0	3/3	4	203.1	154	104	96	129	236	24	2	18	.211	25	37	1	4	4
Opponents	6.92	8-15	23	23	0	1/1	6	199.0	236	184	153	126	175	54	9	29	.295	26	40	1	14	6

PB - Team (4), Moss 3, Tallman 1, Opp (2). Pickoffs - Team (2), Morgan 1, Moss 1, Opp (4). SBA/ATT - Moss (15-20), Llewellyn (3-4), Christophers (3-3), Brecht (3-3), Morgan (1-3), Wheatley (2-2), Langenberg (1-2), Savary (1-2), Simpson (1-2), Young (1-1), Tallman (1-1).



IOWA BASEBALL GAME SUMMARY

Score by innings	1	2	3	4	5	6	7	8	9	EX	Total
Iowa	55	44	70	48	68	37	34	68	11	4	439
Opponents	24	19	23	25	39	33	24	28	13	2	230

Record when ...

Overall	39-13	After 6 leading	36-2
Conference	15-8 trailing	1-9
Non-Conference	24-5 tied	2-2
Home games	23-3	After 7 leading	29-2
Away games	9-9 trailing	0-7
Neutral site	7-1 tied	5-3
Day games	31-9	After 8 leading	30-0
Night games	8-4 trailing	0-11
vs Left starter	11-5 tied	3-1
vs Right starter	28-8		
1-Run games	3-1	Hit 0 home runs	5-6
2-Run games	2-4	... 1 home run	21-6
5+Run games	27-5	... 2+ home runs	13-1
Extra innings	1-1		
Shutouts	5-2	Opponent 0 home runs	30-4
	 1 home run	6-4
Scoring 0-2 runs	0-4 2+ HRs	3-5
..... 3-5 runs	3-8		
..... 6-9 runs	17-1	Made 0 errors	20-7
..... 10+ runs	19-0 1 error	12-4
	 2+ errors	7-2
Opponent 0-2 runs	20-1		
..... 3-5 runs	9-3	Opp. made 0 errors	7-5
..... 6-9 runs	10-5 1 error	18-3
..... 10+ runs	0-4 2+ errors	14-5
Scored in 1st inning	19-4	Out-hit opponent	38-2
Opp. scored in 1st	11-4	Out-hit by opponent	1-8
Scores first	25-9	Hits are tied	0-3
Opp. scores first	14-4		

Record when team scores:

Runs	0	1	2	3	4	5	6	7	8	9	10+
W-L	0-2	0-0	0-2	0-4	0-3	3-1	5-0	4-0	3-0	5-1	19-0

Record when opponent scores:

Runs	0	1	2	3	4	5	6	7	8	9	10+
W-L	5-0	9-0	6-1	4-0	4-1	1-2	5-2	0-1	3-2	2-0	0-4

Record when leading after:

Inn.	1	2	3	4	5	6	7	8
W-L	15-2	23-4	30-4	31-5	35-4	36-2	29-2	30-0

Record when trailing after:

Inn.	1	2	3	4	5	6	7	8
W-L	7-3	5-6	3-6	2-6	0-7	1-9	0-7	0-11

Record when tied after:

Inn.	1	2	3	4	5	6	7	8
W-L	17-8	11-3	6-3	6-2	4-2	2-2	5-3	3-1

Current winning streak: 1
Longest winning streak: 9
Longest losing streak: 3

Home attendance : 22878 (26 dates avg = 879)
Away attendance : 28527 (25 dates avg = 1141)
Total attendance: 51405 (51 dates avg = 1007)

DEFICITS OVERCOME (15-2)

Trailed 1-0 through 1 inning vs. Indiana State (2/17).....	W, 6-2
Trailed 5-4 through 6 innings vs. Kansas State (2/26)	W, 6-5
Trailed 3-2 through 2 innings vs. Southern (3/3).....	W, 20-8
Trailed 2-1 through 3 innings vs. South Alabama (3/4)	W, 6-2
Trailed 1-0 through 2 innings vs. Pepperdine (3/5)	W, 10-1
Trailed 1-0 through 1 inning vs. Coe (3/7)	W, 8-2
Trailed 5-4 through 4 innings vs. Texas Tech (3/12)	W, 10-9
Trailed 2-0 through 2.5 and 4-2 through 7.5 vs SDSU (3/17)	W, 5-4
Trailed 2-0 through 2 vs. SDSU (3/18)	W, 12-2
Trailed 3-1 through 2 vs. SDSU (3/18)	W, 5-3
Trailed 7-6 through 6 vs. Maryland (3/31).....	L, 9-10
Trailed 3-0 through 5.5 vs. Maryland (4/1).....	L, 7-4
Trailed 6-1 through 5.5 vs. Maryland (4/2).....	W, 12-8
Trailed 1-0 through 3.5 vs Milwaukee (4/12)	W, 12-1
Trailed 1-0 through 1 inning vs. Nebraska (4/23)	W, 6-1
Trailed 5-3 through 3 innings and 5-4 through 4 vs PSU (4/29)	W, 9-6
Trailed 1-0 through 0.5 inning vs. Illinois State (5/2)	W, 7-4



IOWA BASEBALL HITTING STATS

Date	Opponent	ab	r	h	rbi	2b	3b	hr	tb	bb	ibb	sb	cs	hbp	sac	sf	gdp	k	po	a	e	lob	avg
Feb 17	vs Indiana State	39	6	9	6	1	0	2	16	1	0	0	0	2	0	0	0	9	33	8	1	4	.231
Feb 18	vs Quinnipiac	32	7	13	7	3	0	1	19	4	0	1	0	1	3	1	0	6	27	9	0	10	.310
Feb 19	vs Quinnipiac	37	10	11	9	5	0	1	19	3	0	1	0	4	0	0	0	5	24	11	0	11	.306
Feb 24	vs Sam Houston	29	0	3	0	0	0	0	3	2	0	0	0	0	0	0	0	12	27	12	0	4	.263
Feb 25	vs LSU	43	12	16	11	3	0	3	28	1	0	2	0	0	0	1	0	12	27	7	1	6	.289
Feb 26	vs Kansas State	37	6	12	4	3	0	1	18	3	0	1	1	1	1	0	1	9	27	11	1	9	.295
Feb 28	LORAS	38	9	13	8	2	0	2	21	5	0	5	0	2	0	0	0	5	27	9	1	12	.302
Mar 03	vs Southern	38	20	14	18	5	0	3	28	9	0	0	0	4	1	0	0	10	27	10	2	8	.311
Mar 04	at South Alabama	35	6	8	6	0	1	0	10	2	0	4	0	1	0	0	0	17	27	9	0	5	.302
Mar 05	vs Pepperdine	37	10	13	10	0	1	2	21	6	0	1	0	3	0	1	1	2	27	12	0	10	.307
Mar 07	COE COLLEGE	29	8	8	7	1	0	0	9	10	0	6	0	2	0	3	0	6	27	5	1	12	.305
Mar 10	at Texas Tech	31	5	6	4	0	0	0	6	12	0	4	1	2	0	1	0	11	24	7	2	14	.296
Mar 11	at Texas Tech	36	3	8	3	3	0	1	14	4	0	2	0	0	0	0	0	10	24	7	0	10	.291
Mar 12	at Texas Tech	35	10	11	9	4	0	1	18	7	0	1	0	1	1	1	1	12	27	9	2	8	.292
Mar 15	ST. THOMAS	31	10	8	9	1	0	1	12	6	0	8	0	6	2	0	0	7	27	11	3	11	.290
Mar 17	SOUTH DAKOTA STAT	32	5	9	5	3	0	0	12	5	0	2	0	2	0	0	0	10	27	7	3	10	.290
Mar 19	SOUTH DAKOTA STAT	28	12	11	12	1	0	1	15	7	0	3	1	3	0	1	0	8	21	2	0	9	.295
Mar 19	SOUTH DAKOTA STAT	22	5	6	4	3	0	2	15	4	0	0	1	1	0	0	0	6	21	5	0	4	.294
Mar 22	GRAND VIEW	37	12	13	11	6	2	0	23	12	0	2	0	1	1	0	0	4	27	12	1	15	.297
Mar 24	WESTERN MICHIGAN	34	9	11	8	4	0	1	18	8	0	0	0	0	1	1	0	4	27	11	1	11	.299
Mar 25	WESTERN MICHIGAN	36	13	13	13	5	0	1	21	5	0	3	0	5	0	0	0	5	27	6	0	9	.302
Mar 25	WESTERN MICHIGAN	36	21	18	19	5	0	1	26	6	0	1	0	4	0	2	0	4	21	3	0	9	.311
Mar 28	at Illinois State	32	3	5	3	1	0	1	9	2	0	1	0	0	0	0	0	12	24	8	1	4	.305
*Mar 31	MARYLAND	37	9	10	9	2	0	3	21	6	0	3	1	2	0	1	0	7	27	5	0	10	.303
*Apr 01	MARYLAND	31	4	6	4	2	0	1	11	8	0	1	1	1	0	0	0	8	27	9	1	9	.299
*Apr 02	MARYLAND	37	12	14	11	2	0	1	19	7	0	1	1	1	0	0	0	9	27	4	2	9	.303
4/5/2023	at Bradley	31	9	7	9	2	0	1	12	9	0	1	0	3	4	0	0	7	27	5	2	11	.300
*Apr 07	at Indiana	35	7	9	7	2	0	1	14	4	0	0	1	3	0	0	1	7	27	11	0	8	.298
*Apr 08	at Indiana	34	0	6	0	2	0	0	8	2	0	0	0	1	0	0	0	17	28	10	1	7	.294
*Apr 09	at Indiana	33	2	6	1	2	0	0	8	6	0	1	0	1	1	0	1	6	24	12	1	12	.291
Apr 12	MILWAUKEE	27	12	8	9	5	0	2	19	9	0	0	0	0	0	0	0	3	21	9	0	6	.291
*Apr 14	at Minnesota	31	3	6	3	0	1	1	11	5	0	0	0	0	0	0	2	11	24	10	0	6	.288
*Apr 14	at Minnesota	32	7	7	7	3	0	1	13	9	0	0	0	2	0	1	0	11	27	8	0	11	.286
*Apr 15	at Minnesota	35	18	13	15	5	1	1	23	9	0	5	0	6	2	5	0	4	27	8	1	12	.289
Apr 18	at UIC Flames	26	3	5	2	1	0	0	6	3	0	1	1	1	0	0	0	9	18	9	3	6	.286
Apr 19	BRADLEY	33	6	10	6	1	0	2	17	3	0	1	0	3	1	0	0	12	27	9	0	10	.287
*Apr 21	NEBRASKA	33	11	9	10	1	0	1	13	10	0	0	0	2	1	0	0	6	27	6	0	11	.287
*Apr 22	NEBRASKA	34	8	10	8	3	0	1	16	8	2	2	0	0	1	0	0	7	27	11	0	11	.287
*Apr 23	NEBRASKA	32	6	10	5	1	1	1	16	5	0	1	0	2	0	1	0	3	27	9	2	10	.287
Apr 25	UPPER IOWA	31	16	14	16	2	0	1	19	12	0	0	0	2	0	1	0	6	21	4	0	12	.291
*Apr 29	at Penn State	42	9	17	8	2	0	1	22	5	0	1	0	1	0	1	1	7	27	8	1	13	.295
*Apr 29	at Penn State	32	4	7	4	2	0	0	9	5	0	0	0	5	0	0	2	8	24	7	0	11	.293
May 02	ILLINOIS STATE	33	7	10	7	0	1	3	21	3	0	4	0	0	1	0	0	8	27	9	0	6	.293
*May 05	OHIO STATE	35	16	13	15	2	2	3	28	9	0	0	1	2	0	1	0	8	27	9	1	7	.295
*May 06	OHIO STATE	42	15	19	15	5	1	4	38	5	0	0	0	0	0	0	0	6	27	10	1	8	.299
*May 07	OHIO STATE	33	2	8	2	2	0	1	13	5	0	5	0	1	1	0	0	9	27	8	0	11	.298
*May 12	MICHIGAN STATE	34	9	11	8	1	1	2	20	4	0	1	1	2	0	0	0	5	27	9	0	7	.299
*May 13	MICHIGAN STATE	31	8	9	8	3	0	3	21	3	0	3	0	4	0	2	0	10	27	9	1	8	.299
*May 14	MICHIGAN STATE	33	5	11	5	2	2	1	20	1	0	0	1	0	0	1	0	5	27	5	0	6	.299
*May 18	at Northwestern	43	15	14	13	4	0	0	18	9	0	6	0	1	0	1	0	7	27	10	0	12	.300
*May 19	at Northwestern	36	4	10	4	2	0	1	15	0	0	3	1	2	0	0	0	7	24	10	0	8	.299
*May 20	at Northwestern	36	10	11	8	4	0	1	18	1	0	1	2	1	0	0	0	7	27	9	0	2	.300
Totals		1766	439	529	405	124	14	63	870	289	2	89	15	94	22	27	10	406	1348	433	37	465	.300



IOWA BASEBALL PITCHING SUMMARY

Date	Opponent	ip	h	r	er	bb	so	2b	3b	hr	wp	bk	hbp	dp	ibb	score	w-l	sv	era
Feb 17	vs Indiana State	11.0	6	2	2	6	16	4	1	0	0	0	1	0	1	6-2	1-0	0	1.64
Feb 18	vs Quinnipiac	9.0	4	1	1	0	16	2	0	0	1	0	0	0	0	7-1	2-0	1	1.35
Feb 19	vs Quinnipiac	8.0	6	0	0	3	3	0	0	0	1	0	2	4	0	10-0	3-0	1	0.96
Feb 24	vs Sam Houston	9.0	15	6	6	3	9	4	0	0	1	0	1	0	0	0-6	3-1	1	2.19
Feb 25	vs LSU	9.0	4	4	4	9	15	0	0	0	2	0	4	0	0	12-4	4-1	1	2.54
Feb 26	vs Kansas State	9.0	8	5	5	3	9	1	1	0	1	1	0	0	0	6-5	5-1	1	2.95
Feb 28	LORAS	9.0	5	2	2	5	12	0	0	0	3	0	0	1	0	9-2	6-1	1	2.81
Mar 03	vs Southern	9.0	10	8	6	9	7	1	1	0	0	0	1	2	0	20-8	7-1	1	3.21
Mar 04	at South Alabama	9.0	4	2	2	6	12	0	0	0	1	0	3	0	0	6-2	8-1	1	3.07
Mar 05	vs Pepperdine	9.0	4	1	1	5	8	1	0	1	1	0	0	1	0	10-1	9-1	1	2.87
Mar 07	COE COLLEGE	9.0	2	2	1	4	20	1	0	0	1	0	2	0	0	8-2	10-1	1	2.70
Mar 10	at Texas Tech	8.0	15	17	13	6	5	1	1	3	3	0	1	0	0	5-17	10-2	1	3.58
Mar 11	at Texas Tech	8.0	10	8	8	6	10	2	1	2	2	0	0	0	0	3-8	10-3	1	3.96
Mar 12	at Texas Tech	9.0	7	9	9	7	11	0	0	4	0	0	3	0	0	10-9	11-3	1	4.32
Mar 15	ST. THOMAS	9.0	4	1	0	2	11	0	0	0	1	0	1	0	0	10-1	12-3	1	4.03
Mar 17	SOUTH DAKOTA STAT	9.0	7	4	4	6	15	2	0	0	0	1	2	2	0	5-4	13-3	2	4.03
Mar 19	SOUTH DAKOTA STAT	7.0	3	2	2	4	14	1	0	0	1	0	1	0	0	12-2	14-3	2	3.96
Mar 19	SOUTH DAKOTA STAT	7.0	4	3	3	3	12	1	0	0	2	0	2	0	0	5-3	15-3	3	3.96
Mar 22	GRAND VIEW	9.0	4	1	0	4	9	2	0	0	0	0	0	2	0	12-1	16-3	3	3.74
Mar 24	WESTERN MICHIGAN	9.0	3	3	2	7	17	1	0	0	0	0	2	1	0	9-3	17-3	3	3.65
Mar 25	WESTERN MICHIGAN	9.0	10	8	8	4	11	4	0	0	0	0	1	0	0	13-8	18-3	3	3.86
Mar 25	WESTERN MICHIGAN	7.0	9	6	6	2	13	2	0	0	0	0	4	0	0	21-6	19-3	3	4.01
Mar 28	at Illinois State	8.0	5	5	2	5	7	2	0	0	0	0	3	0	0	3-5	19-4	3	3.93
*Mar 31	MARYLAND	9.0	11	10	10	6	15	1	0	4	0	1	2	0	0	9-10	19-5	3	4.20
*Apr 01	MARYLAND	9.0	10	7	6	4	6	3	0	1	1	0	6	0	0	4-7	19-6	3	4.27
*Apr 02	MARYLAND	9.0	10	8	6	6	14	1	0	2	0	0	1	1	0	12-8	20-6	4	4.34
4/5/2023	at Bradley	9.0	6	6	5	6	12	0	0	2	5	0	2	0	0	9-6	21-6	5	4.37
*Apr 07	at Indiana	9.0	4	1	1	4	13	2	0	0	1	0	0	1	0	7-1	22-6	5	4.24
*Apr 08	at Indiana	9.1	3	2	2	4	9	0	0	1	0	0	0	2	1	0-2	22-7	5	4.16
*Apr 09	at Indiana	8.0	11	4	3	5	5	1	0	0	1	0	2	4	0	2-4	22-8	5	4.13
Apr 12	MILWAUKEE	7.0	6	1	1	2	4	1	0	0	0	0	0	1	0	12-1	23-8	5	4.06
*Apr 14	at Minnesota	8.0	13	12	12	11	7	3	0	0	0	0	1	1	0	3-12	23-9	5	4.33
*Apr 14	at Minnesota	9.0	5	2	2	6	10	1	0	0	4	0	1	1	0	7-2	24-9	5	4.26
*Apr 15	at Minnesota	9.0	7	4	3	5	10	1	0	1	1	0	0	1	0	18-4	25-9	5	4.22
Apr 18	at UIC Flames	6.0	11	14	12	12	5	2	0	1	4	0	2	0	2	3-14	25-10	5	4.50
Apr 19	BRADLEY	9.0	3	1	1	0	9	0	0	1	1	0	0	0	0	6-1	26-10	5	4.39
*Apr 21	NEBRASKA	9.0	7	6	6	10	15	1	0	0	4	0	3	2	0	11-6	27-10	5	4.44
*Apr 22	NEBRASKA	9.0	5	0	0	4	9	0	0	0	0	0	2	0	0	8-0	28-10	5	4.32
*Apr 23	NEBRASKA	9.0	4	1	1	2	11	0	0	1	0	0	2	4	0	6-1	29-10	5	4.23
Apr 25	UPPER IOWA	7.0	4	0	0	3	8	0	0	0	1	0	1	1	0	16-0	30-10	5	4.14
*Apr 29	at Penn State	9.0	6	6	5	6	10	0	2	0	2	0	0	0	0	9-6	31-10	5	4.16
*Apr 29	at Penn State	8.0	4	8	8	12	8	0	0	2	3	0	0	0	0	4-8	31-11	5	4.27
May 02	ILLINOIS STATE	9.0	8	4	4	5	12	2	0	0	1	0	1	1	0	7-4	32-11	6	4.26
*May 05	OHIO STATE	9.0	8	9	7	10	12	4	0	0	2	0	2	1	0	16-9	33-11	6	4.33
*May 06	OHIO STATE	9.0	6	3	3	7	14	0	0	1	4	0	2	2	0	15-3	34-11	6	4.30
*May 07	OHIO STATE	9.0	8	5	5	8	11	0	0	1	0	0	2	0	0	2-5	34-12	6	4.31
*May 12	MICHIGAN STATE	9.0	3	0	0	4	9	0	0	0	0	0	1	2	0	9-0	35-12	7	4.22
*May 13	MICHIGAN STATE	9.0	10	6	6	3	7	4	0	1	1	0	4	1	0	8-6	36-12	8	4.26
*May 14	MICHIGAN STATE	9.0	3	1	1	5	13	1	0	0	1	0	0	0	0	5-1	37-12	9	4.19
*May 18	at Northwestern	9.0	4	3	3	5	9	0	0	0	0	0	4	0	0	15-3	38-12	9	4.16
*May 19	at Northwestern	8.0	10	6	6	1	7	1	0	3	0	0	1	1	0	4-6	38-13	9	4.21
*May 20	at Northwestern	9.0	2	0	0	1	12	0	0	0	0	0	1	1	0	10-0	39-13	9	4.13
Totals		449.1	341	230	206	266	548	61	7	32	58	3	77	41	4	439-230	39-13	9	4.13



IOWA BASEBALL MISCELLANEOUS STATS

Multiple Hit Games	2	3	4	5+	Total
Dorighi, Brennen	17	5	-	-	22
Tello, Raider	17	3	-	1	21
Seegers, Michael	17	3	1	-	21
Anthony, Keaton	11	5	1	1	18
Huckstorf, Kyle	12	2	1	-	15
Hojnar, Sam	9	2	-	-	11
Petersen, Sam	8	1	1	-	10
Moss, Cade	8	2	-	-	10
Wilmes, Ben	8	-	-	-	8
Frazier, Brayden	5	2	-	-	7
Moseley, Chase	1	-	-	-	1
Mulflur, Will	1	-	-	-	1
TEAM	114	25	4	2	145

Multiple RBI Games	2	3	4	5+	Total
Dorighi, Brennen	7	4	2	2	15
Tello, Raider	11	3	-	1	15
Huckstorf, Kyle	10	3	1	-	14
Hojnar, Sam	6	4	3	1	14
Anthony, Keaton	6	1	2	1	10
Seegers, Michael	8	1	-	-	9
Petersen, Sam	3	1	3	1	8
Frazier, Brayden	5	2	-	-	7
Wilmes, Ben	5	1	-	-	6
Moss, Cade	4	-	-	-	4
Moseley, Chase	1	-	1	-	2
Mulflur, Will	1	-	-	-	1
Tallman, Ben	1	-	-	-	1
Mitchell, Gable	1	-	-	-	1
TEAM	69	20	12	6	107

Hitting Streaks	Longest	Current
Anthony, Keaton	12	-
Dorighi, Brennen	11	1
Tello, Raider	11	4
Petersen, Sam	10	-
Seegers, Michael	10	10
Hojnar, Sam	8	1
Wilmes, Ben	6	6
Huckstorf, Kyle	6	-
Moss, Cade	6	6
Frazier, Brayden	4	3
Moseley, Chase	2	1
Tallman, Ben	2	1
Mitchell, Gable	2	-
Mulflur, Will	2	-
Christensen, Gehrig	2	-
Guerin, Blake	2	-
Sarsfield, Coy	1	1

Reached Base Streaks	Longest	Current
Huckstorf, Kyle	21	-
Petersen, Sam	17	3
Anthony, Keaton	17	17
Wilmes, Ben	16	6
Seegers, Michael	15	10
Dorighi, Brennen	15	1
Hojnar, Sam	12	1
Tello, Raider	12	9
Moseley, Chase	11	11
Moss, Cade	9	9
Mulflur, Will	5	-
Christensen, Gehrig	5	1
Frazier, Brayden	4	3
Mitchell, Gable	3	-
Guerin, Blake	3	-
Tallman, Ben	2	1
Sarsfield, Coy	1	1



THE LAST TIME...

Hitting Categories:

A Hawkeye hit a walk-off home run	Kyle Huckstorf vs. Indiana State, Feb. 17, 2023 (W, 6-2) (Grand Slam)
A Hawkeye hit a lead-off home run	Ben Norman at Rutgers, April 16, 2021 (W, 14-12)
A Hawkeye hit a grand slam	Brennen Dorigi vs. Ohio State, May 5, 2023 (W, 16-9)
A Hawkeye hit an inside-the-park home run	Matthew Sosa, March 9, 2019 vs. Evansville (W, 18-7)
A Hawkeye hit for the cycle	Peyton Williams vs. Bradley, 4/19/22 (5-for-5, 2 2B, 3B, HR, 5 RBIs, 4 R, BB), W, 15-8
A Hawkeye had 8 or more at-bats	^Eric Toole (3-for-8), Jake Manger (3-for-8), Joel Booker (2-for-8) vs. Sacramento State, 4/28/15
A Hawkeye hit four home runs in a game	Bill Heinz, April 20, 1988 at Minnesota (W, 17-3)
A Hawkeye hit three home runs in a game	Kyle Huckstorf vs. Indiana, 5/19/22 (6-for-7, 3 HR, 12 RBIs, W, 30-16)
A Hawkeye hit two home runs in a game	Brennen Dorigi vs. Michigan State, May 13, 2023 (2-for-4, 2 HR, 3 RBI, W, 8-6)
A Hawkeye had six or more hits in a game	^Kyle Huckstorf vs. Indiana, 5/19/22 (6-for-7, 3 HR, 12 RBIs, W, 30-16)
A Hawkeye had five hits in a game	Keaton Anthony vs. Penn State, April 29, 2023 (5-for-6), W, 9-6
A Hawkeye had three doubles in a game	^Brayden Frazier at Michigan State, 5/30/21 (W, 11-3)
A Hawkeye hit two triples in a game	Michael Seegers vs. Ohio State, May 5, 2023 (W, 16-9)
A Hawkeye had six or more RBIs in a game	Brennen Dorigi, May 5, 2023 (6 RBIs, W, 16-9)
A Hawkeye had eight or more RBIs in a game	^12, Kyle Huckstorf vs. Indiana, 5/19/22 (6-for-7, 3 HR, 12 RBIs, W, 30-16)
A Hawkeye stole five bases in a game	Lance Platz at Purdue in 1979
A Hawkeye stole home	Kyle Huckstorf vs. Minnesota, April 15, 2023 (W, 18-4)
A Hawkeye walked five times in a game	^Michael Seegers vs. Indiana, 5/19/22 (W, 30-16)
A Hawkeye had three sacrifice hits in a game	Travis Sweet, March 23, 2007 at North Dakota State (W, 6-5)
A Hawkeye scored five runs in a game	^Ben Norman vs. Georgetown, 3/7/20 (W, 22-2)
A Hawkeye was hit by three pitches in a game	Nick Day, April 25, 2014 vs. South Dakota State
A Hawkeye hit a home run in five consecutive games	Jake Adams (May 12-18, 2017, vs. Ohio State, vs. Omaha, at Illinois)
A Hawkeye hit triples in consecutive games	Zeb Adreon vs. Northwestern (4/25-26, 2021)
The Hawkeyes hit back-to-back triples in a game	T.J. Cataldo & Matt Mossey, April 20, 2008 vs. Northwestern (L, 9-6)
The Hawkeyes hit five or more home runs in a game	5 vs. Indiana, May 19, 2022 (Huckstorf, Anthony, Huckstorf, Huckstorf, Petersen) (W, 30-16)
The Hawkeyes hit two grand slams in the same game	Chase Moseley and Sam Hojnar vs. Southern, March 3, 2023 (W, 20-8)
The Hawkeyes hit back-to-back-to-back home runs in same game	May 18, 2017, at Illinois (McCoy, Adams, Neustrom)
The Hawkeyes left 15 or more people on base	15 vs. Grand View, 3/22/23 (W, 12-1)
The Hawkeyes hit into five double plays	May 23, 2007 vs. Illinois (L, 12-3 in Big Ten Tournament)

Pitching Categories:

A Hawkeye pitcher threw a no-hitter (7 innings)	Bill Drabbel, 1979 vs. Kansas State
A Hawkeye pitcher threw a no-hitter (9 innings)	Cole McDonald, 8/25/17 vs. Czech Republic (World University Games) (W, 8-0)
A Hawkeye pitcher threw a perfect game (7 innings)	Chad Blackwell, April 29, 2000 vs. Northwestern (W, 4-0)
A Hawkeye pitcher threw a one-hitter (9 innings)	Jarred Hippen, April 29, 2011 at Minnesota (L, 1-0)
A Hawkeye pitcher threw a two-hitter (7 innings)	Steve Turnbull, March 23, 2007 vs. North Dakota State (W, 8-0)
Iowa was one hit	May 23, 2018 vs. Michigan at BTT (L, 2-1, 10 innings)
Iowa was no-hit	April 21, 2012 vs. Penn State (L, 2-0)
A Hawkeye pitcher threw a complete game (7 innings)	Drew Irvine vs. Rutgers, April 17, 2021 (W, 3-1)
A Hawkeye pitcher threw a complete game (9 innings)	C.J. Eldred, March 25, 2016 vs. Maryland (W, 8-1), April 1, 2016, at Minnesota (L, 1-4)
A Hawkeye pitcher threw a complete game shutout (7 innings)	Jack Dreyer vs. Western Michigan, 3/6/20 (W, 10-0, run-rule)
A Hawkeye pitcher threw a complete game shutout (9 innings)	Adam Mazur at Nebraska, 4/29/22 (W, 1-0)
The Hawkeyes were shut out	vs Indiana, April 8, 2023 (L, 2-0)
A Hawkeye pitcher recorded nine or more wins in a season	9, Blake Hickman, 2015
A Hawkeye closer recorded 10 or more saves in a season	14, Grant Leonard, 2019
A Hawkeye pitcher recorded 10 or more strikeouts	13, Brody Brecht vs. Maryland, March 31, 2023 (L, 9-10)

Fielding Categories:

The Hawkeyes committed five errors or more in a game	April 28, 2013 vs. Minnesota (L, 9-5) — committed five.
A Hawkeye had 20 or more putouts	20, Steve Stumpff, 1975 vs. Tulsa
A Hawkeye had 15 or more putouts	17, Ben Tallman vs. Texas Tech, 3/20/22
A Hawkeye had eight or more assists in a game	10, Zach Daniels at Minnesota, 4/3/16
The Hawkeyes turned five double plays in a game	2003 vs. Ohio State^

Scoring and Misc. Categories:

The Hawkeyes recorded 20 or more hits	23 vs. Indiana, 5/19/22 (W, 30-16)
The Hawkeyes scored 20 or more runs	21 vs. Western Michigan, March 25 23 (W, 21-6)
The Hawkeyes scored 30 or more runs	30 vs. Indiana, 5/19/22 (W, 30-16)
Iowa swept a four-game Big Ten series	at Northwestern, April 27-29, 2007 (W, 16-6, 15-10, 13-8, 14-10)
Iowa swept a three-game Big Ten series	vs. Michigan State, May 12-14 (W, 9-0, 8-6, 5-1)
Iowa swept consecutive three-game Big Ten series	vs. No. 19 Indiana (March 27-29, 2015); at Purdue (April 3-5, 2015)
Iowa was swept in a Big Ten three-game series	at Indiana (March 22-24, 2019) (L, 2-3, 1-13, 1-7); at Maryland (5/16-18/19)
Iowa defeated a ranked team	Feb. 25, 2023 vs. No 1 LSU (W, 12-4)
Iowa swept a series over a ranked opponent	March 29-31, 2018 vs. No. 23 Illinois (W, 8-4, 2-1, 3-1)
Iowa won a road series over a ranked opponent	April 22-24, 2022, at No. 8 Rutgers (W, 4-1, W, 12-2, L, 4-10)
Iowa defeated a top-10 team	Feb. 25, 2023 vs. No 1 LSU (W, 12-4)
Iowa defeated the No. 1 ranked team	Feb. 25, 2023 vs. No 1 LSU (W, 12-4)
The Hawkeyes played 14 or more innings	vs. Sacramento State, 4/28/15 (W, 4-3, 18 innings)
Iowa played a game over four and a half hours	4:35 vs. Indiana, 5/19/22 (W, 30-16)
Longest game in school history	5:40 vs. Sacramento State, 4/28/15 (W, 4-3, 18 innings)

* Bolded items are from the 2023 season ^Tied school record



2023 IOWA BASEBALL ROSTER

No.	Name	Pos.	Ht.	Wt	Yr.	B/T	Hometown/High School (Last School)
1	Jacob Henderson	RHP	6-0	185	RS Jr.	R/R	Gilbert, Ariz./Mesquite
2	Gable Mitchell	IF	5-9	172	Fr.	S/R	Iowa City, Iowa/City High
3	Nick Gottilla	LHP	6-1	190	Jr.	L/L	Davenport, Iowa/Assumption (State College of Florida/Central Florida)
4	Brayden Frazier	OF	6-0	195	RS Jr.	R/R	Cedar Rapids, Iowa/Cedar Rapids Jefferson
5	Sam Hojnar	IF	6-2	185	RS Jr.	S/R	Naperville, Ill./Central (Southern Illinois/Heartland CC)
6	Zach Voelker	RHP	6-2	215	RS So.	R/R	Granite Bay, Calif./Granite Bay (Long Beach State/San Joaquin Delta College)
7	Keaton Anthony	UTIL/RHP	6-4	211	RS So.	R/R	Hoschton, Ga./Mill Creek
9	Kyle Huckstorf	OF	5-8	175	RS Jr.	R/R	Waterford, Wis./Waterford (Iowa Western CC)
10	Michael Seegers	IF	5-10	160	Jr.	R/R	Oconomowoc, Wis./Home School
11	Sam Petersen	UTIL	6-0	195	So.	R/R	Huxley, Iowa/Ballard Huxley
12	Ben Tallman	C	6-0	205	RS Jr.	R/R	Billings, Mont./Billings West (NIACC/North Dakota State)
14	Brody Brecht	RHP	6-4	205	So.	R/R	Ankeny, Iowa/Ankeny
16	Max Tramontana	RHP	6-2	180	Fr.	R/R	Cincinnati, Ohio/Archbishop Moeller
17	Andy Nelson	UTIL	6-0	190	Jr.	R/R	Winfield, Ill./Wheaton North
18	Aaron Savary	RHP	6-3	180	Fr.	R/R	Dubuque, Iowa/Wahlert
19	Ben Wilmes	IF	6-0	175	So.	R/R	Johnston, Iowa/Johnston
20	Marcus Morgan	RHP	6-2	200	So.	L/R	Iowa City, Iowa/Iowa City West
24	Brennen Dorighi	UTIL	6-2	225	5th	L/R	Cherry Hills, Colo./Cherry Creek (Wofford)
25	Jack Whitlock	RHP	6-2	205	So.	L/R	Cumming, Ga./Johns Creek (Hutchinson CC/EKU)
26	Jared Simpson	LHP	6-4	205	RS Sr.	L/L	Clinton, Iowa/Clinton (Missouri/Iowa Western CC)
27	Ty Langenberg	RHP	6-2	190	Jr.	R/R	Urbandale, Iowa/Urbandale
28	Raider Tello	IF	6-0	205	RS So.	R/R	El Monte, Calif./Arcadia (Portland/Pasadena City College)
29	Jack Young	RHP	5-10	185	Jr.	R/R	LeClaire, Iowa/Pleasant Valley (Parkland College)
30	Caleb Strack	LHP	6-3	195	RS Jr.	R/L	Little Falls, Minn./Little Falls Community (Winona State)
31	Ben Swails	IF/OF	6-2	185	Fr.	R/R	Tiffin, Iowa/Clear Creek Amana
32	Reese Moore	C	6-0	210	Fr.	L/R	Van Meter, Iowa/Van Meter
33	Cade Obermueller	LHP	5-11	150	Fr.	L/L	Iowa City, Iowa/City High
34	Luke Llewellyn	RHP	6-4	220	RS Jr.	R/R	Urbandale, Iowa/Urbandale (Kirkwood CC)
35	Chase Moseley	OF	5-7	170	RS Jr.	R/R	Eldridge, Iowa/North Scott (Kirkwood CC)
38	Coy Sarsfield	OF	5-8	165	RS Fr.	R/R	Marion, Iowa/Linn Mar
40	Cade Moss	C	5-10	170	Jr.	R/R	Johnston, Iowa/ Johnston (Kirkwood CC)
41	Chas Wheatley	RHP	6-6	215	So.	R/R	Edmonton, Alberta, Canada/Strathcona
42	Will Mulflur	UTIL	5-11	200	Jr.	R/R	Mercer Island, Wash./Mercer Island (Tacoma CC)
43	Gehrig Christensen	C	6-1	185	RS Fr.	L/R	Urbandale, Iowa/Urbandale
44	Kellen Strohmeier	UTIL	6-3	195	Fr.	L/R	Dubuque, Iowa/Hempstead
45	Blake Guerin	1B	6-6	280	Fr.	R/R	Shoreview, Minn./Mounds View
47	Will Christophersen	RHP	6-4	210	RS Jr.	R/R	Bettendorf, Iowa/Pleasant Valley (Michigan State)
48	Drew Proskovec	LHP	6-2	180	Fr.	L/L	Cedar Rapids, Iowa/Xavier
50	Benjamin DeTaeye	LHP	6-0	195	RS Jr.	L/L	Clive, Iowa/West Des Moines Valley (Iowa Central CC)

COACHING STAFF

Head Coach: #21 Rick Heller (Upper Iowa, 1986, 10th Year at Iowa)

Associate Head Coach/Recruiting Coordinator: #15 Marty Sutherland (Northern Iowa, 2002, 10th Year at Iowa)

Assistant Coach (Pitching): #13 Sean McGrath (Lafayette College, 2012, 1st Year at Iowa)

Volunteer Assistant Coach (Hitting): #8 Mitchell Boe (University of Iowa, 2019, 1st Year at Iowa)

Director, Baseball Operations: Nic Ungs (Northern Iowa, 2001, 6th Year at Iowa)

Director, Player Development: Ryan Colegate (Ohio Dominican, 2015, 1st Year at Iowa)

Student Assistant: Casey Day

Student Assistant: Ty Snep

SUPPORT STAFF

Athletic Trainer: Jake Feldman

Strength & Conditioning: Zach Walrod

Equipment Manager: Dan Hubbard

Academic Advisor: Troy Wulf

Communications: Sam Basler, Sydney Weber

Marketing: Demarcus Heglar, Elizabeth DeCorte

SQUAD ANALYSIS

Position Starters Returning/Lost: 4+/DH/4

Letterwinners Returning/Lost: 20/16

Total Players/Newcomers: 39/17

Total Pitchers Returning/Lost: 10/8

Class Breakdown: 39 (9 Freshman, 2 RS Freshman, 6 Sophomores, 3 RS Sophomore, 7 Juniors, 10 RS Juniors, 1 RS Senior, 1 Graduate Student)

Newcomer Breakdown: 17 (9 Freshmen, 8 Transfer)

States: Iowa 23, Illinois 2, California 2, Georgia 2, Wisconsin 2, Minnesota 2, Arizona 1, Montana 1, Ohio 1, Colorado 1, Washington 1, Canada 1

How they hit: Right - 26, Left - 11, Switch - 2

How they throw: Right 33, Left - 6

How they pitch: RHP - 13, LHP - 6

ALPHABETICAL ROSTER

7	ANTHONY , Keaton
14	BRECHT , Brody
43	CHRISTENSEN , Gehrig
47	CHRISTOPHERSEN , Will
50	DETAEYE , Benjamin
24	DORIGHI , Brennen
4	FRAZIER , Brayden
3	GOTTILLA , Nick
45	GUERIN , Blake
1	HENDERSON , Jacob
5	HOJNAR , Sam
9	HUCKSTORF , Kyle
27	LANGENBERG , Ty
34	LLEWELLYN , Luke
2	MITCHELL , Gable
32	MOORE , Reese
20	MORGAN , Marcus
35	MOSELEY , Chase
40	MOSS , Cade
42	MULFLUR , Will
17	NELSON , Andy
33	OBERMUELLER , Cade
11	PETERSEN , Sam
48	PROSKOVEC , Drew
38	SARSFIELD , Coy
18	SAVARY , Aaron
10	SEEGERS , Michael
26	SIMPSON , Jared
30	STRACK , Caleb
44	STROHMEYER , Kellen
31	SWAILS , Ben
12	TALLMAN , Ben
28	TELLO , Raider
16	TRAMONTANA , Max
6	VOELKER , Zach
41	WHEATLEY , Chas
25	WHITLOCK , Jack
19	WILMES , Ben
29	YOUNG , Jack

PRONUNCIATION GUIDE

Brody Brecht: Breck-T (brekt)

Will Christophersen: Cris-tof-er-sen

Brennen Dorighi: Doe-rig-e

Nick Gottilla: Go-Till-uh

Sam Hojnar: Hoe-nar

Luke Llewellyn: Lew-well-in

Will Mulflur: Mull-Flu-ur

Raider Tello: Tell-o

Chas Wheatley: Chaz


Ben Wilmes: Will-miss

Zach Voelker: Vole-Ker



1 JACOB HENDERSON

RS Jr. • RHP • 6-0 • 185 • R/R
Gilbert, Ariz. • Mesquite HS



GAME-BY-GAME STATS

#1 Henderson, Jacob - 18 appearances (All games)

Date	Opponent	GS	IP	H	R	ER	BB	SO	2B	3B	HR	WP	BK	HBP	IBB	Score	W-L	Sv	ERA	NP
Feb 28	LORAS		1.0	0	1	1	3	3	0	0	0	1	0	0	0	9-2	0-0	0	9.00	29
Mar 07	COE COLLEGE		1.0	0	0	0	1	1	0	0	0	1	0	1	0	8-2	0-0	0	4.50	15
Mar 15	ST. THOMAS		0.1	0	0	0	0	0	0	0	0	0	0	0	0	10-1	0-0	0	3.86	3
Mar 19	SOUTH DAKOTA STA		0.1	0	0	0	0	0	0	0	0	0	0	0	0	5-3	0-0	0	3.38	3
Mar 22	GRAND VIEW		0.1	0	0	0	0	1	0	0	0	0	0	0	0	12-1	0-0	0	3.00	3
Mar 24	WESTERN MICHIGAN		0.1	0	0	0	0	1	0	0	0	0	0	0	0	9-3	0-0	0	2.70	3
Mar 25	WESTERN MICHIGAN		0.2	0	0	0	0	1	0	0	0	0	0	0	0	21-6	0-0	0	2.25	8
Mar 28	at Illinois State		2.0	0	0	0	0	1	0	0	0	0	0	1	0	3-5	0-0	0	1.50	23
Mar 31	MARYLAND		0.2	2	2	2	0	1	0	0	2	0	0	0	0	9-10	0-0	0	4.05	20
Apr 02	MARYLAND		0.2	0	0	0	1	2	0	0	0	0	0	0	0	12-8	1-0	0	3.68	14
4/5/2023	at Bradley		1.1	0	0	0	0	0	0	0	0	0	0	1	0	9-6	2-0	0	3.12	8
Apr 07	at Indiana		2.0	2	0	0	0	6	2	0	0	0	0	0	0	7-1	2-0	0	2.53	39
Apr 09	at Indiana		1.1	3	3	3	1	1	0	0	0	0	0	0	0	2-4	2-1	0	4.50	35
Apr 14	at Minnesota-1		0.0	2	2	2	1	0	0	0	0	0	0	0	0	3-12	2-1	0	6.00	17
Apr 18	at UIC Flames		0.1	2	2	2	0	0	0	0	0	0	0	1	0	3-14	2-1	0	7.30	4
Apr 21	NEBRASKA		0.1	0	0	0	1	0	0	0	0	0	0	0	0	11-6	2-1	0	7.11	9
Apr 29	at Penn State-2		0.0	0	1	1	1	0	0	0	0	0	0	0	0	4-8	2-1	0	7.82	6
May 02	ILLINOIS STATE		1.2	1	0	0	0	1	0	0	0	0	0	0	0	7-4	2-1	0	6.91	17
Totals		0	14.1	12	11	11	9	19	2	0	2	2	0	4	0	144-96	2-1	0	6.91	-

CAREER-HIGHS

IP: 2.0, 4X, LAST VS. INDIANA, 4/7/23

SO: 6 vs. INDIANA, 4/7/23

BB: 3 vs. LORAS, 2/28/23

HIGHLIGHTS

- In 2022 he went 1-0 with a 3.75 ERA in 20 appearances... had 18 strikeouts to four walks over 12 2/3 innings... didn't allow a run in 15 of his 21 appearances... earned his first career win, pitching 1/3 of an inning against Central Michigan (3/25)... notched his first career save, getting the final three outs against Central Michigan (3/27) to clinch the series win... struck out the side against Loras College (3/1)... made his 2022 debut against Air Force (2/18), getting the final two outs in a 12-2 win.
- Made a career-high eight appearances in 2021... logging nine innings.

CAREER STATS

YEAR	ERA	W-L	APP	GS	CG	SHO	SV	IP	H	R	ER	BB	SO
2020	0.00	0-0	1	0	0	0/0	0	1.0	0	0	0	0	2
2021	5.00	0-0	8	0	0	0/0	0	9.0	8	5	5	7	6
2022	3.55	1-0	21	0	0	0/0	1	12.2	20	11	5	4	18
2023	6.91	2-1	18	0	0	0/0	0	14.1	12	11	11	9	19
TOTALS	5.11	3-1	48	0	0	0/0	1	37.0	40	27	21	20	45

Instagram: [UIBaseball](#)



Twitter: [@UIBaseball](#)



Facebook: [iowabaseball](#)

2 GABLE MITCHELL

Fr. • IF • 5-9 • 172 • S/R
Iowa City, Iowa • City High



GAME-BY-GAME STATS

#2 Mitchell, Gable - 28 games (All games)

Date	Opponent	Pos	AB	R	H	RBI	2B	3B	HR	BB	SB	CS	HBP	SAC	SF	GDP	K	PO	A	E	Avg
Feb 18	vs Quinnipiac	*2b	3	0	1	1	1	0	0	0	0	0	0	0	1	0	0	0	3	0	.333
Feb 19	vs Quinnipiac	ph/ss	2	0	0	0	0	0	0	0	0	0	0	0	0	0	0	0	0	0	.200
Feb 24	vs Sam Houston	ph	1	0	0	0	0	0	0	0	0	0	0	0	0	0	1	0	0	0	.167
Feb 25	vs LSU	*2b	5	1	1	0	0	0	0	0	0	0	0	0	0	0	1	1	2	0	.182
Feb 28	LORAS	*ss	3	0	0	0	0	0	0	0	0	0	0	0	0	0	0	0	1	1	.143
Mar 03	vs Southern	2b	0	0	0	0	0	0	0	0	0	0	0	0	0	0	0	0	0	0	.143
Mar 05	vs Pepperdine	ph/2b	1	0	0	0	0	0	0	0	0	0	0	0	0	0	0	0	0	0	.133
Mar 07	COE COLLEGE	2b	0	0	0	0	0	0	0	2	0	0	0	0	0	0	0	1	1	0	.133
Mar 10	at Texas Tech	ph/2b	1	0	0	0	0	0	0	1	0	0	0	0	0	0	1	0	2	0	.125
Mar 15	ST. THOMAS	2b	0	0	0	0	0	0	0	0	0	0	0	0	0	0	0	0	0	0	.125
Mar 19	SOUTH DAKOTA STA	*2b	2	0	0	0	0	0	0	1	0	1	0	0	0	0	1	0	1	0	.111
Mar 22	GRAND VIEW	ph/2b	2	0	0	0	0	0	0	0	0	0	0	0	0	0	1	1	1	0	.100
Mar 24	WESTERN MICHIGAN	2b	0	0	0	0	0	0	0	1	0	0	0	0	0	0	0	1	1	0	.100
Mar 25	WESTERN MICHIGAN	ph/2b	2	1	1	2	1	0	0	0	0	0	0	0	0	0	0	0	0	0	.136
Mar 31	MARYLAND	pr	0	0	0	0	0	0	0	0	0	1	0	0	0	0	0	0	0	0	.136
Apr 09	at Indiana	3b	2	0	1	0	0	0	0	1	0	0	0	0	0	1	0	0	1	0	.167
Apr 12	MILWAUKEE	*3b	4	0	0	0	0	0	0	0	0	0	0	0	0	0	0	0	1	0	.143
Apr 15	at Minnesota	2b	1	0	0	0	0	0	0	0	0	0	0	0	0	0	0	0	0	0	.138
Apr 18	at UIC Flames	1b	0	0	0	0	0	0	0	0	0	0	0	0	0	0	0	1	0	0	.138
Apr 19	BRADLEY	pr/2b	0	0	0	0	0	0	0	0	0	0	0	0	0	0	0	0	0	0	.138
Apr 22	NEBRASKA	2b	1	0	0	0	0	0	0	0	0	0	0	0	0	0	0	2	0	0	.133
Apr 23	NEBRASKA	2b	0	0	0	0	0	0	0	0	0	0	0	0	0	0	0	1	1	0	.133
Apr 25	UPPER IOWA	ph/2b	1	0	0	1	0	0	2	0	0	0	0	0	0	0	0	1	1	0	.129
Apr 29	at Penn State-1	2b	0	0	0	0	0	0	0	0	0	0	0	0	0	0	0	0	1	0	.129
May 05	OHIO STATE	2b	0	0	0	0	0	0	0	0	0	0	0	0	0	0	0	0	0	0	.129
May 06	OHIO STATE	2b	0	0	0	0	0	0	0	0	0	0	0	0	0	0	0	0	1	0	.129
May 18	at Northwestern	2b	2	1	0	1	0	0	0	0	0	0	0	0	0	0	0	1	2	0	.121
May 20	at Northwestern	2b	0	0	0	0	0	0	0	0	0	0	0	0	0	0	0	0	1	0	.121
Totals		5gs	33	3	4	5	2	0	0	8	0	2	0	0	1	1	5	10	21	1	.121

On base pct. .286 • Slugging pct. .182

CAREER-HIGHS

AB: 5 vs. LSU, 2/25/23

H: 1, 4x, LAST vs. INDIANA, 4/9/23

R: 1, 2x, LAST vs. WESTERN MICHIGAN, 3/25/23

2B: 1, 2x, LAST vs. WESTERN MICHIGAN, 3/25/23

3B: -

HR: -

RBIs: 2 vs. WESTERN MICHIGAN, 3/25/23

BB: 2, 2x, LAST vs. UPPER IOWA, 4/25/23

SB: -

HIGHLIGHTS

- Logged first career hit and start against Quinnipiac (2/18)
- No. 3 ranked player in Iowa by Prep Baseball Report and No. 7 ranked player in Iowa by Perfect Game
- Father Brian played baseball at Iowa. Grandfather Dan Gable is an Olympic gold medalist who wrestled at Iowa State and coached at the University of Iowa leading them to 15 NCAA titles.

CAREER STATS

YEAR	AVG.	G-GS	AB	R	H	2B	3B	HR	RBIS	BB	HBP	SO	SB-A
2023	.121	28-5	33	3	4	2	0	0	5	8	0	5	0-2
TOTALS	.121	28-5	33	3	4	2	0	0	5	8	0	5	0-2

Instagram: [UIBaseball](#)



Twitter: [@UIBaseball](#)




Facebook: [iowabaseball](#)

3 NICK GOTTILLA

Jr. • LHP • 6-1 • 190 • L/L

Davenport, Iowa • State College of Florida • Central Florida • Assumption
HS-



GAME-BY-GAME STATS

#3 Gottilla, Nick - 13 appearances (All games)

Date	Opponent	GS	IP	H	R	ER	BB	SO	2B	3B	HR	WP	BK	HBP	IBB	Score	W-L	Sv	ERA	NP
Feb 19	vs Quinnipiac		0.1	0	0	0	1	0	0	0	0	0	0	0	0	10-0	0-0	0	0.00	7
Feb 24	vs Sam Houston		1.0	0	0	0	1	0	0	0	0	0	0	0	1	0-6	0-0	0	0.00	22
Feb 28	LORAS		1.0	0	0	0	0	2	0	0	0	0	0	0	0	9-2	0-0	0	0.00	15
Mar 07	COE COLLEGE		1.0	0	0	0	1	3	0	0	0	0	0	0	0	8-2	0-0	0	0.00	20
Mar 10	at Texas Tech		3.1	4	4	4	0	2	0	1	2	0	0	0	0	5-17	0-0	0	5.40	54
Mar 15	ST. THOMAS		1.2	2	1	0	1	3	0	0	0	0	0	0	0	10-1	0-0	0	4.32	39
Mar 22	GRAND VIEW		1.0	0	0	0	2	1	0	0	0	0	0	0	0	12-1	0-0	0	3.86	22
Mar 28	at Illinois State		1.0	0	0	0	1	0	0	0	0	0	0	0	0	3-5	0-0	0	3.48	17
Apr 01	MARYLAND		0.0	0	0	0	0	0	0	0	0	0	0	1	0	4-7	0-0	0	3.48	1
Apr 12	MILWAUKEE		1.0	1	1	1	1	0	1	0	0	0	0	0	0	12-1	1-0	0	3.97	18
Apr 18	at UIC Flames		2.0	2	2	0	3	2	0	0	0	2	0	1	1	3-14	1-1	0	3.38	54
Apr 25	UPPER IOWA		1.0	0	0	0	1	0	0	0	0	0	0	0	0	16-0	1-1	0	3.14	12
May 18	at Northwestern		1.2	1	1	1	1	0	0	0	0	0	0	1	0	15-3	1-1	0	3.38	29
Totals		0	16.0	10	9	6	13	13	1	1	2	2	0	4	1	107-59	1-1	0	3.38	-

CAREER-HIGHS

IP: 3.1 vs. TEXAS TECH, 3/10/23

SO: 3, 3x, LAST vs. ST. THOMAS, 3/15/23

BB: 3 vs. UIC, 4/18/23

HIGHLIGHTS

- Made Hawkeye debut against Quinnipiac (Feb. 19)
- State College of Florida and Central Florida transfer.

CAREER STATS

YEAR	ERA	W-L	APP	GS	CG	SHO	SV	IP	H	R	ER	BB	SO
2020*	0.00	0-0	6	0	0	0/0	0	6.1	0	0	0	4	8
2021*	14.21	0-0	10	0	0	0/0	0	6.1	13	12	10	4	5
2023	3.38	1-1	13	0	0	0/2	0	16.0	10	9	6	13	13
TOTALS	5.02	1-1	29	0	0	0/2	0	28.2	23	21	16	21	26

* Statistics from prior team/school

Instagram: [UIBaseball](#)




Twitter: [@UIBaseball](#)



Facebook: [iowabaseball](#)

4 BRAYDEN FRAZIER

RS Jr. • OF • 6-0 • 195 • R/R
Cedar Rapids, Iowa • Cedar Rapids Jefferson HS



GAME-BY-GAME STATS

#4 Frazier, Brayden - 41 games (All games)

Date	Opponent	Pos	AB	R	H	RBI	2B	3B	HR	BB	SB	CS	HBP	SAC	SF	GDP	K	PO	A	E	Avg
Feb 18	vs Quinnipiac	*of/of	3	1	3	3	1	0	0	1	0	0	0	0	0	0	2	0	0	0	1.000
Feb 19	vs Quinnipiac	*of	3	0	1	2	1	0	0	0	0	0	0	0	0	0	2	0	0	0	.667
Feb 24	vs Sam Houston	*of	2	0	0	0	0	0	0	1	0	0	0	0	0	0	1	3	0	0	.500
Feb 25	vs LSU	*of	5	1	1	1	0	0	1	0	0	0	0	0	0	0	2	2	0	0	.385
Feb 26	vs Kansas State	*of	2	0	0	0	0	0	0	0	0	0	0	0	0	0	2	0	0	0	.333
Feb 28	LORAS	*of	4	0	1	1	1	0	0	0	0	0	0	0	0	0	0	0	0	0	.316
Mar 04	at South Alabama	ph/of	1	0	0	0	0	0	0	0	0	0	0	0	0	0	1	2	0	0	.300
Mar 05	vs Pepperdine	*of	3	1	0	0	0	0	0	0	0	0	1	0	0	0	0	1	0	0	.261
Mar 07	COE COLLEGE	ph/of	1	0	0	0	0	0	0	1	0	0	0	0	0	0	1	0	0	0	.250
Mar 10	at Texas Tech	ph/of	1	0	0	1	0	0	0	0	0	0	1	0	0	0	1	0	0	0	.240
Mar 19	SOUTH DAKOTA STA	pr/of	1	1	1	1	0	0	0	0	0	0	0	0	0	0	0	0	0	0	.269
Mar 19	SOUTH DAKOTA STA	*of	3	0	0	0	0	0	0	0	0	0	0	0	0	0	1	2	0	0	.241
Mar 22	GRAND VIEW	of	0	0	0	1	0	0	0	2	0	0	0	0	0	0	0	0	0	0	.241
Mar 24	WESTERN MICHIGAN	ph/of	1	0	0	0	0	0	0	0	0	0	0	0	0	0	0	0	0	0	.233
Mar 25	WESTERN MICHIGAN	ph/of	2	1	2	2	1	0	0	0	0	0	0	0	0	0	0	1	0	0	.281
Mar 28	at Illinois State	ph/of	1	0	0	0	0	0	0	0	0	0	0	0	0	0	0	0	0	0	.273
Mar 31	MARYLAND	*of	4	0	1	0	0	0	0	0	1	0	0	0	0	0	2	2	0	0	.270
Apr 02	MARYLAND	of	0	0	0	0	0	0	0	0	0	0	0	0	0	0	0	0	0	0	.270
4/5/2023	at Bradley	*	4	0	0	0	0	0	0	0	1	0	0	1	0	0	2	3	0	0	.244
Apr 07	at Indiana	*of	3	0	1	2	0	0	0	1	0	0	0	0	0	0	0	1	0	0	.250
Apr 08	at Indiana	*of/of	4	0	1	0	0	0	0	0	0	0	0	0	0	0	2	1	0	0	.250
Apr 09	at Indiana	*of	2	0	0	0	0	0	0	1	0	0	0	1	0	0	1	1	0	0	.240
Apr 12	MILWAUKEE	ph/of	0	1	0	0	0	0	0	1	0	0	0	0	0	0	0	0	0	0	.240
Apr 14	at Minnesota-1	ph/of	1	0	0	0	0	0	0	0	0	0	0	0	0	0	0	0	0	0	.235
Apr 14	at Minnesota-2	*of	3	1	1	2	1	0	0	2	0	0	0	0	0	0	2	2	0	0	.241
Apr 15	at Minnesota	*of	3	3	1	0	0	0	0	2	1	0	1	0	0	0	0	0	0	0	.246
Apr 18	at UIC Flames	*of	3	0	1	0	0	0	0	0	0	0	0	0	0	0	0	1	1	1	.250
Apr 19	BRADLEY	*of	2	0	0	0	0	0	0	0	0	0	0	0	0	0	2	2	0	0	.242
Apr 21	NEBRASKA	ph/of	1	0	0	0	0	0	0	0	0	0	0	0	0	0	1	0	0	0	.238
Apr 22	NEBRASKA	of	0	0	0	0	0	0	0	0	0	0	0	0	0	0	0	0	0	0	.238
Apr 23	NEBRASKA	of	0	0	0	0	0	0	0	0	0	0	0	0	0	0	0	0	0	0	.238
Apr 25	UPPER IOWA	ph/of	2	0	2	0	0	0	0	1	0	0	0	0	0	0	0	2	0	0	.262
Apr 29	at Penn State-1	of	0	0	0	0	0	0	0	0	0	0	0	0	0	0	0	0	0	0	.262
May 02	ILLINOIS STATE	of	0	0	0	0	0	0	0	0	0	0	0	0	0	0	0	0	0	0	.262
May 05	OHIO STATE	*dh	4	1	1	0	1	0	0	0	0	0	0	0	0	0	2	0	0	0	.261
May 06	OHIO STATE	of	2	0	1	0	0	0	0	0	0	0	0	0	0	0	0	0	0	0	.268
May 12	MICHIGAN STATE	*of	4	2	2	2	1	0	1	0	0	0	0	0	0	0	1	2	0	0	.280
May 14	MICHIGAN STATE	*of	3	0	0	1	0	0	0	0	0	0	0	0	1	0	1	1	0	0	.269
May 18	at Northwestern	*of	4	0	2	3	1	0	0	0	0	0	0	0	0	0	0	0	0	0	.280
May 19	at Northwestern	*of	4	0	2	1	0	0	0	0	0	0	0	0	0	0	1	2	0	0	.291
May 20	at Northwestern	*of/of	4	1	3	0	2	0	0	0	0	1	0	0	0	0	1	3	0	0	.311
Totals		23gs	90	14	28	23	10	0	2	13	3	1	3	2	1	0	29	36	1	1	.311

CAREER-HIGHS

AB: 5, 4X, LAST VS. LSU, 2/25/23
H: 3, 4X, LAST VS. QUINNIPAC, 2/18/23
R: 3 AT MINNESTOA, 4/15/23
2B: 3 AT MICHIGAN STATE, 5/30/21
3B: --
HR: 1, 3X, LAST VS. MICHIGAN STATE, 5/12/23
RBIs: 3, 5X, LAST VS. QUINNIPAC, 2/18/23
BB: 3 AT MICHIGAN STATE, 5/29/21
SB: 1, 7X, LAST VS. MINNESTOA, 4/15/23

HIGHLIGHTS

- Hit solo home run in win over #1 LSU (2/25)
- Started off the season going 3-3 against Quinnipiac with three RBIs (2/18)
- Went 2-2 against Western Michigan with two RBIs and a double (3/25)
- Went 2-for-4 with a home run, two RBIs and two runs scored against Michigan State (5/12)
- Went 7-for-12 with four RBIs and three doubles in the three-game series against Northwestern (5/18-20)
- Team Captain... has a SportsCenter top 10 play this season
- In 2022 was a team captain... started 17 games -- 13 in left and four in right field -- and appeared in 39 contests... hit safely in 10 games... hit .174 (12-of-69) with 12 RBIs and 11 runs scored... drove in three runs, finishing 1-for-5 with a double at UC Irvine (3/13)... went 1-for-5 with a solo home run -- the first of his career -- at Texas A&M Corpus Christi (2/26)... went 3-for-5 with two doubles and two RBIs in a 11-1 win over Ball State (2/19).
- Started 19 games in 2021... hit .325 with 10 doubles, 16 RBIs and 16 runs as a redshirt freshman... tied a school record with three doubles at Michigan State.

CAREER STATS

YEAR	AVG.	G-GS	AB	R	H	2B	3B	HR	RBIS	BB	HBP	SO	SB-A
2020	.200	9-5	20	0	4	1	0	0	6	4	1	7	0-1
2021	.325	31-19	80	16	26	10	0	0	16	15	2	20	3-3
2022	.174	39-17	69	11	12	4	0	1	12	6	2	25	1-3
2023	.311	41-23	90	14	28	10	0	2	23	13	3	29	3-4
TOTALS	.270	120-64	259	41	70	25	0	3	57	38	8	81	7-11

Instagram: [UIBaseball](#)



Twitter: [@UIBaseball](#)



Facebook: [iowabaseball](#)

5 SAM HOJNAR

RS Jr. • IF • 6-2 • 185 • S/R
Naperville, Ill. • Heartland CC • Southern Illinois • Central HS



GAME-BY-GAME STATS

#5 Hojnar, Sam - 51 games (All games)

Date	Opponent	Pos	AB	R	H	RBI	2B	3B	HR	BB	SB	CS	HBP	SAC	SF	GDP	K	PO	A	E	Avg	
Feb 17	vs Indiana State	*2b	4	0	1	1	1	0	0	0	0	0	0	0	0	0	0	1	1	3	0	.250
Feb 18	vs Quinnipiac	ph/dh	2	0	0	0	0	0	0	0	0	0	0	0	0	0	2	0	0	0	.167	
Feb 19	vs Quinnipiac	*2b	4	1	1	1	0	0	0	1	0	0	0	0	0	0	1	2	3	0	.200	
Feb 24	vs Sam Houston	*2b	3	0	0	0	0	0	0	0	0	0	0	0	0	0	1	0	2	0	.154	
Feb 25	vs LSU	ph	1	0	0	0	0	0	0	0	0	0	0	0	0	0	0	0	0	0	.143	
Feb 26	vs Kansas State	*2b	4	0	1	0	0	0	0	0	0	0	0	0	0	1	1	2	3	0	.167	
Feb 28	LORAS	*2b	4	0	2	2	0	0	0	1	1	0	0	0	0	0	1	5	3	0	.227	
Mar 03	vs Southern	*2b	5	3	2	4	1	0	1	1	0	0	0	0	0	0	1	1	4	1	.259	
Mar 04	at South Alabama	*2b	4	1	2	1	0	0	0	0	0	0	0	0	0	0	1	2	2	0	.290	
Mar 05	vs Pepperdine	*2b	4	1	1	3	0	0	1	0	0	0	0	0	0	0	0	2	3	0	.286	
Mar 07	COE COLLEGE	*2b	3	0	1	0	0	0	0	0	0	0	0	0	0	0	0	0	0	0	.289	
Mar 10	at Texas Tech	*2b	2	0	0	0	0	0	0	1	0	0	0	0	0	0	2	3	1	0	.275	
Mar 11	at Texas Tech	*2b	4	1	2	1	0	0	0	0	1	0	0	0	0	0	0	2	3	0	.295	
Mar 12	at Texas Tech	*2b	4	0	1	0	1	0	0	1	0	0	0	0	0	0	2	1	1	0	.292	
Mar 15	ST. THOMAS	*2b	3	0	0	0	0	0	0	0	0	0	0	1	0	0	0	1	3	1	.275	
Mar 17	SOUTH DAKOTA STA	*2b	3	1	1	0	0	0	0	1	1	0	0	0	0	0	1	3	1	0	.278	
Mar 19	SOUTH DAKOTA STA	*2b	2	2	0	0	0	0	0	1	0	0	0	0	0	0	1	1	0	0	.268	
Mar 22	GRAND VIEW	*2b	2	1	1	2	0	1	0	1	1	0	0	0	0	0	1	2	2	1	.276	
Mar 24	WESTERN MICHIGAN	*2b	4	1	2	0	2	0	0	0	0	0	0	0	0	0	1	1	3	0	.290	
Mar 25	WESTERN MICHIGAN	*2b	5	2	3	4	2	0	0	0	2	0	0	0	0	0	1	2	1	0	.313	
Mar 25	WESTERN MICHIGAN	*2b	1	0	0	2	0	0	0	0	0	0	0	0	2	0	0	0	0	0	.309	
Mar 28	at Illinois State	*2b	4	1	1	2	0	0	1	0	0	0	0	0	0	0	1	4	2	0	.306	
Mar 31	MARYLAND	*2b	5	0	1	0	0	0	0	0	1	0	0	0	0	0	2	3	2	0	.299	
Apr 01	MARYLAND	*2b	4	0	0	0	0	0	0	0	0	0	0	0	0	0	2	1	4	0	.284	
Apr 02	MARYLAND	*2b	4	1	1	3	0	0	1	1	1	0	0	0	0	0	1	2	2	0	.282	
4/5/2023	at Bradley	*	5	2	3	4	0	0	1	0	0	0	0	0	0	0	0	1	1	0	.300	
Apr 07	at Indiana	*2b	4	1	0	0	0	0	0	0	0	0	1	0	0	0	0	2	3	0	.287	
Apr 08	at Indiana	*2b	2	0	0	0	0	0	0	1	0	0	1	0	0	0	1	1	1	0	.281	
Apr 09	at Indiana	*2b	5	0	0	1	0	0	0	0	0	0	0	0	0	0	2	2	4	0	.267	
Apr 12	MILWAUKEE	*2b	3	2	1	3	0	0	1	1	0	0	0	0	0	0	0	1	3	0	.269	
Apr 14	at Minnesota-1	*2b	4	0	1	0	0	0	0	0	0	0	0	0	0	0	2	0	5	0	.269	
Apr 14	at Minnesota-2	*2b	5	1	1	1	0	0	0	0	0	0	0	0	0	0	2	1	2	0	.265	
Apr 15	at Minnesota	*2b	2	0	1	3	1	0	0	0	0	0	1	0	2	0	0	0	2	0	.270	
Apr 18	at UIC Flames	*2b	3	0	0	1	0	0	0	0	0	0	0	0	0	0	1	1	2	0	.263	
Apr 19	BRADLEY	*2b	2	0	0	0	0	0	0	1	0	0	1	0	0	0	0	1	1	2	.258	
Apr 21	NEBRASKA	*2b	3	2	1	0	0	0	0	1	0	0	1	0	0	0	0	0	1	0	.260	
Apr 22	NEBRASKA	*2b	4	0	0	0	0	0	0	0	0	0	0	0	0	0	2	0	3	0	.252	
Apr 23	NEBRASKA	*2b	2	2	1	1	0	0	0	0	0	0	1	0	0	0	1	1	1	0	.256	
Apr 25	UPPER IOWA	*2b	2	1	1	0	0	0	0	0	0	0	0	0	0	0	0	0	0	0	.260	
Apr 29	at Penn State-1	*2b	3	1	1	0	0	0	0	2	0	0	0	0	0	0	1	2	2	0	.261	
Apr 29	at Penn State-2	*2b	4	0	1	0	0	0	0	0	0	0	0	0	0	0	3	1	2	0	.261	
May 02	ILLINOIS STATE	*2b	4	1	2	2	0	0	1	0	0	0	0	0	0	0	2	1	4	0	.268	
May 05	OHIO STATE	*2b	5	2	2	1	1	0	0	0	0	0	0	0	0	0	2	1	2	0	.272	
May 06	OHIO STATE	*2b	5	2	2	5	0	0	2	0	0	0	0	0	0	0	2	1	4	0	.276	
May 07	OHIO STATE	*2b	3	1	1	1	0	0	1	1	0	0	0	0	0	0	1	2	1	0	.277	
May 12	MICHIGAN STATE	*2b	3	1	0	0	0	0	0	1	0	0	0	0	0	0	1	0	1	0	.272	
May 13	MICHIGAN STATE	*2b	3	1	2	1	2	0	0	0	0	0	1	0	0	0	0	1	3	1	.280	
May 14	MICHIGAN STATE	*2b	4	0	1	0	0	0	0	0	0	0	0	0	0	0	0	1	1	0	.279	
May 18	at Northwestern	*2b	3	1	1	2	0	0	0	1	2	0	0	0	0	0	0	1	0	0	.280	
May 19	at Northwestern	*2b	4	0	0	0	0	0	0	0	0	0	0	0	0	0	1	1	4	0	.273	
May 20	at Northwestern	*2b	4	1	1	0	0	0	0	0	0	0	0	0	0	0	1	3	3	0	.273	
Totals			49gs	176	38	48	52	11	1	10	19	10	0	8	1	4	1	50	67	105	4	.273

On base pct. .362 • Slugging pct. .517

CAREER-HIGHS

AB: 7 vs. INDIANA, 5/19/22

H: 3, 3x, LAST AT BRADLEY, 4/5/23

R: 3, 2x, LAST vs. SOUTHERN ALABAMA, 3/3/23

2B: 2, 3x, LAST vs. MICHIGAN STATE, 5/13/23

3B: 1 vs. GRAND VIEW, 3/22/23

HR: 2 vs. OHIO STATE, 5/6/23

RBI: 5 vs. OHIO STATE, 5/6/23

BB: 2, 2x, LAST AT PENN STATE, 4/29/23

SB: 2, 2x, LAST AT NORTHWESTERN, 5/18/23

HIGHLIGHTS

- Hit two home runs in win over Ohio State (5/6)
- Leads the team with 10 homeruns this season
- Went 3-5 with four RBIs and two stolen bases against Western Michigan (3/25)
- Went 3-5 with four RBIs and a homerun against Bradley (4/5)
- Went 2-for-3 with two doubles and an RBI against Michigan State (5/13)
- Switch hitter
- Started 23 games in 2022 -- seven at third base, 12 at second base and once at first base and twice as the designated hitter -- and appeared in 33 contests... hit .273 (24of-88) with seven doubles, 13 runs and 11 RBIs... hit safely in 15 games... hit .455 (5-of-11) with two doubles, five runs and five RBIs in the sweep of Indiana (5/19-21)... went 2-for-7 with two RBIs and two runs scored in game one and 3-for-4 with two doubles, three runs and three RBIs in game two... finished 2-for-4 with two runs scored and an RBI in game two at Michigan State (5/14)... missed three weeks from April 3-26 with mono... went 2-for-4 with a double and two RBIs against St. Thomas (3/21)... had the go-ahead two-run single in the seventh inning... hit .444 (4-of-9) with two multi-hit games at UC Irvine (3/11-13)... went 3-for-4 with a double and run scored against Bucknell (2/20) in first career start.
- Hit .360 with 14 doubles, four triples and nine home runs at Heartland Community College... spent the 2020 season at Southern Illinois.

CAREER STATS

YEAR	AVG.	G-GS	AB	R	H	2B	3B	HR	RBIS	BB	HBP	SO	SB-A
2022	.273	33-23	88	13	24	7	0	0	11	9	4	21	1-2
2023	.273	84-72	264	51	72	18	1	10	63	28	12	71	11-12
TOTALS	.262	95-77	290	53	76	20	1	10	64	30	12	78	12-13

Instagram: UIBaseball



Twitter: @UIBaseball




Facebook: iowabaseball

6 ZACH VOELKER

RS So. • RHP • 6-2 • 215 • R/R

Granite Bay, Calif. • Long Beach State • San Joaquin Delta • Granite Bay



GAME-BY-GAME STATS

#6 Voelker, Zach - 13 appearances (All games)

Date	Opponent	GS	IP	H	R	ER	BB	SO	2B	3B	HR	WP	BK	HBP	IBB	Score	W-L	Sv	ERA	NP
Feb 18	vs Quinnipiac		4.0	4	1	1	0	6	2	0	0	1	0	0	0	7-1	0-0	1	2.25	54
Feb 26	vs Kansas State		5.2	4	1	1	0	5	0	1	0	0	0	0	0	6-5	1-0	1	1.86	75
Mar 05	vs Pepperdine		5.0	1	0	0	2	2	0	0	0	0	0	0	0	10-1	2-0	1	1.23	58
Mar 11	at Texas Tech		2.1	5	6	6	3	3	1	1	2	0	0	0	0	3-8	2-0	1	4.24	63
Mar 17	SOUTH DAKOTA STA		2.0	2	2	2	1	3	1	0	0	0	0	1	0	5-4	2-0	1	4.74	31
Mar 25	WESTERN MICHIGAN		4.1	3	3	3	2	2	1	0	0	0	0	0	0	13-8	3-0	1	5.01	63
Apr 01	MARYLAND		5.0	5	1	1	1	2	0	0	0	0	0	0	0	4-7	3-0	1	4.45	83
Apr 08	at Indiana		4.1	2	2	2	2	2	0	0	1	0	0	0	1	0-2	3-1	1	4.41	42
Apr 14	at Minnesota-1		3.0	5	3	3	4	4	1	0	0	0	0	0	0	3-12	3-1	1	4.79	72
Apr 18	at UIC Flames		0.1	1	4	4	3	0	1	0	0	0	0	0	1	3-14	3-1	1	5.75	17
Apr 25	UPPER IOWA	*	2.0	1	0	0	1	0	0	0	0	1	0	0	0	16-0	4-1	1	5.45	26
May 02	ILLINOIS STATE		0.1	4	2	2	0	0	1	0	0	0	0	0	0	7-4	4-1	1	5.87	9
May 07	OHIO STATE		1.0	1	0	0	1	1	0	0	0	0	0	0	0	2-5	4-1	1	5.72	24
Totals		1	39.1	38	25	25	20	30	10	2	3	2	0	1	2	79-71	4-1	1	5.72	-

CAREER-HIGHS

IP: 7.0 vs. UC SAN DIEGO, 4/3/22

SO: 7 vs. UCONN, 3/16/22

BB: 4 vs. MINNESOTA, 4/14/23

HIGHLIGHTS

- Round Rock Classic All-Tournament Team
- Was a Cape Cod League All-Star in 2022 playing for the Hyannis Harbor Hawks
- 2022 at Long Beach State... Made 14 appearances, seven starts on the mound... Went 4-4 with a 6.05 ERA... Registered 32 strikeouts and 18 walks in 38 2/3 innings

CAREER STATS

YEAR	ERA	W-L	APP	GS	CG	SHO	SV	IP	H	R	ER	BB	SO
2022*	6.05	4-4	14	7	0	0/0	0	38.2	40	26	26	18	32
2023	5.72	4-1	13	1	0	0/1	1	39.1	38	25	25	20	30
TOTALS	5.88	8-5	27	8	0	0/1	1	78.0	78	51	51	38	62

* Statistics from prior team/school

Instagram: [UIBaseball](#)




Twitter: [@UIBaseball](#)



Facebook: [iowabaseball](#)

7 KEATON ANTHONY

RS So. • UTIL/RHP • 6-4 • 211 • R/R
Hoschton, Ga. • Mill Creek HS



CAREER-HIGHS

AB: 6 AT PENN STATE, 4/29/23

H: 5 AT PENN STATE, 4/29/23

R: 4 VS. BALL STATE, 2/19/22

2B: 2, 8X, LAST AT MINNESTOA, 4/15/23

3B: --

HR: 2 VS. BALL STATE, 2/19/22

RBIs: 5, 2X, LAST VS. MARYLAND, 3/31/23

BB: 3, 2X, LAST VS. NEBRASKA, 4/22/23

SB: 1 VS. SOUTH ALABAMA, 3/4/23

PITCHING

IP: 3.1 VS. SAM HOUSTON, 2/24/23

SO: 4 VS. CORNELL COLLEGE, 3/2/22

BB: 2, 2X, LAST VS. UIC, 4/18/23

GAME-BY-GAME STATS

#7 Anthony, Keaton - 43 games (All games)

Date	Opponent	Pos	AB	R	H	RBI	2B	3B	HR	BB	SB	CS	HBP	SAC	SF	GDP	K	PO	A	E	Avg	
Feb 17	vs Indiana State	*dh	4	1	0	0	0	0	0	0	0	0	0	0	0	0	0	0	0	0	.000	
Feb 18	vs Quinnipiac	*dh	2	1	1	1	0	0	0	1	1	0	0	0	0	0	0	0	0	0	.167	
Feb 19	vs Quinnipiac	*dh/p	4	3	2	0	1	0	0	1	0	0	0	0	0	0	0	0	0	0	.300	
Feb 24	vs Sam Houston	*dh/p	4	0	1	0	0	0	0	0	0	0	0	0	0	0	0	1	1	2	.286	
Feb 25	vs LSU	*dh	5	2	2	2	0	0	1	0	0	0	0	0	0	0	0	1	0	0	.316	
Feb 26	vs Kansas State	*dh	5	3	3	1	2	0	1	0	0	0	0	0	0	0	0	0	0	0	.375	
Feb 28	LORAS	*dh	5	2	3	1	0	0	1	0	0	0	0	0	0	0	0	1	0	0	.414	
Mar 03	vs Southern	*dh/p	5	2	1	0	1	0	0	1	0	0	0	0	0	0	0	2	0	0	.382	
Mar 04	at South Alabama	*dh	3	1	1	0	0	0	0	0	1	0	0	1	0	0	0	1	0	0	.378	
Mar 05	vs Pepperdine	*dh	3	1	1	2	0	0	0	1	0	0	0	1	0	0	0	0	0	0	.375	
Mar 07	COE COLLEGE	*dh	3	0	1	2	1	0	0	1	0	0	0	0	0	0	0	0	0	0	.372	
Mar 10	at Texas Tech	*dh	4	1	1	0	0	0	0	1	0	0	0	0	0	0	0	0	0	0	.362	
Mar 11	at Texas Tech	*dh	4	1	1	0	1	0	0	0	0	0	0	0	0	0	0	1	0	0	.362	
Mar 12	at Texas Tech	*dh	5	1	0	0	0	0	0	0	0	0	0	0	0	0	0	2	0	0	.316	
Mar 15	ST. THOMAS	*p/dh	3	0	0	0	0	0	0	2	0	0	0	0	0	0	0	2	0	2	.300	
Mar 17	SOUTH DAKOTA STA	*dh	2	0	0	0	0	0	0	2	0	0	0	0	0	0	0	1	0	0	.290	
Mar 19	SOUTH DAKOTA STA	*dh	1	1	0	1	0	0	0	0	0	0	0	2	0	1	0	1	0	0	.286	
Mar 19	SOUTH DAKOTA STA	*dh	3	1	2	1	1	0	0	0	0	0	0	0	0	0	0	0	0	0	.303	
Mar 22	GRAND VIEW	*p/dh	3	1	2	3	2	0	0	1	0	0	0	0	0	0	0	0	0	0	.319	
Mar 24	WESTERN MICHIGAN	*dh	4	0	2	1	0	0	0	0	0	0	0	0	0	1	0	0	0	0	.329	
Mar 25	WESTERN MICHIGAN	*dh	4	2	1	2	0	0	1	0	0	0	0	1	0	0	0	0	0	0	.325	
Mar 25	WESTERN MICHIGAN	*dh	1	3	0	0	0	0	0	1	0	0	0	2	0	0	0	0	0	0	.321	
Mar 28	at Illinois State	*p/dh	4	0	2	0	0	0	0	0	0	0	0	0	0	0	0	1	0	0	.329	
Mar 31	MARYLAND	*dh	5	2	3	5	2	0	1	0	0	0	0	0	0	0	0	0	0	0	.345	
Apr 01	MARYLAND	*p/dh	2	1	1	0	0	0	0	3	0	0	0	0	0	0	0	0	0	0	.348	
Apr 02	MARYLAND	*dh	5	1	0	2	0	0	0	0	0	0	0	0	0	0	0	0	0	0	.330	
4/5/2023	at Bradley	*	5	1	1	0	1	0	0	0	0	0	0	1	0	0	0	1	0	0	.323	
Apr 07	at Indiana	*dh	4	1	1	0	0	0	0	0	0	0	0	1	0	0	0	2	0	0	.320	
Apr 08	at Indiana	*dh	4	0	1	0	0	0	0	0	0	0	0	0	0	0	0	1	0	0	.318	
Apr 09	at Indiana	*dh	5	0	3	0	2	0	0	0	0	0	0	0	0	0	0	0	0	0	.330	
Apr 12	MILWAUKEE	*dh	4	2	2	1	1	0	0	0	0	0	0	0	0	0	0	0	0	0	.336	
Apr 14	at Minnesota-1	*dh	4	1	2	1	0	0	1	0	0	0	0	0	0	0	0	0	0	0	.342	
Apr 14	at Minnesota-2	*dh	3	1	2	0	1	0	0	1	0	0	0	1	0	0	0	0	0	0	.350	
Apr 15	at Minnesota	*dh	4	2	2	2	2	0	0	1	0	0	0	0	0	0	0	0	0	0	.354	
Apr 18	at UIC Flames	*p/dh	4	1	2	0	0	0	0	0	0	0	0	0	0	0	0	0	0	0	.359	
Apr 19	BRADLEY	*dh	4	1	3	1	1	0	0	0	0	0	0	0	0	0	0	0	0	0	.370	
Apr 21	NEBRASKA	*dh	4	1	4	4	1	0	1	1	0	0	0	0	0	0	0	0	0	0	.388	
Apr 22	NEBRASKA	*dh	2	2	0	0	0	0	0	3	0	0	0	0	0	0	0	0	0	0	.383	
Apr 23	NEBRASKA	*dh	4	0	0	0	0	0	0	0	0	0	0	0	0	0	0	0	0	0	.372	
Apr 25	UPPER IOWA	*dh	1	2	1	0	0	0	0	1	0	0	0	0	0	0	0	0	0	0	.377	
Apr 29	at Penn State-1	*dh	6	2	5	4	1	0	1	0	0	0	0	0	0	0	0	0	0	0	.395	
Apr 29	at Penn State-2	*dh	2	2	1	0	0	0	0	1	0	0	0	2	0	0	0	0	0	0	.396	
May 02	ILLINOIS STATE	*dh	3	1	0	0	0	0	0	1	0	0	0	0	0	0	0	0	0	0	.389	
Totals			43gs	157	51	61	38	22	0	9	24	1	0	15	0	2	0	22	1	5	0	.389

On base pct. .505 • Slugging pct. .701

#7 Anthony, Keaton - 9 appearances (All games)

Date	Opponent	GS	IP	H	R	ER	BB	SO	2B	3B	HR	WP	BK	HBP	IBB	Score	W-L	Sv	ERA	NP
Feb 19	vs Quinnipiac		2.2	2	0	0	1	0	0	0	0	0	0	0	0	10-0	0-0	0	0.00	37
Feb 24	vs Sam Houston		3.1	6	3	3	1	3	1	0	0	0	0	0	0	0-6	0-0	0	4.50	54
Mar 03	vs Southern		2.2	4	4	3	2	1	0	0	0	0	0	0	1	20-8	0-0	0	6.23	57
Mar 15	ST. THOMAS	*	3.0	1	0	0	0	2	0	0	0	0	0	0	0	10-1	1-0	0	4.63	34
Mar 22	GRAND VIEW	*	2.0	0	0	0	1	1	0	0	0	0	0	0	0	12-1	2-0	0	3.95	25
Mar 28	at Illinois State	*	2.1	1	0	0	1	2	1	0	0	0	0	0	1	3-5	2-0	0	3.38	48
Apr 01	MARYLAND	*	1.0	2	2	2	0	0	0	0	1	0	0	2	0	4-7	2-0	0	4.24	30
4/5/2023	at Bradley	*	2.0	2	2	1	0	3	0	0	1	0	0	0	0	9-6	2-0	0	4.26	32
Apr 18	at UIC Flames	*	1.0	2	2	2	2	0	1	0	0	0	0	0	0	3-14	2-0	0	4.95	24
Totals		6	20.0	20	13	11	8	14	3	0	2	1	0	4	0	71-48	2-0	0	4.95	-

HIGHLIGHTS

- Went 5-6 with a double and grand slam in 9-5 win over Penn State (4/29)... went 6-8 in the series
- Went 4-4 with four RBIs and a double against Nebraska (4/21)
- Round Rock Classic All-Tournament Team
- In 2022 Anthony was Collegiate Baseball Freshman All-American... NCBWA Freshman All-American... D1Baseball.com First-Team Freshman All-American... ABCA/Rawlings Second-Team All-Midwest Region honoree... Big Ten Freshman of the Year (second player in school history to earn distinction)... second-team All-Big Ten and Big Ten All-Freshman Team honoree...

oree... six-time Big Ten Freshman of the Week honoree -- the most accolades in a season in school and Big Ten history... started 53 games -- 41 in right field and 12 as DH... hit .361 (73-of-202) with 22 doubles, 14 home runs, 55 RBIs and 46 runs scored... has hit safely in 44 games and reached base safely in 50 contests... had a team-best 22 multi-hit games (17 2-hit, five 3-hit)... 22 doubles were the second most in school history and 14 homers are the most by a Hawkeye freshman since 1999... was 23rd nationally in doubles per game (0.42), 34th in doubles (22) and 48th in slugging (.678)... ranked in top 10 in the Big Ten in five categories, ranking third in slugging (.678) and OPS (1.133), tied for fourth in doubles (22), sixth in batting average (.361) and 10th in OBP (.455)... in league games, was tied for fourth in home runs (10), fifth in slugging (.768), tied for sixth in RBIs (30) and seventh in OPS (1.193).

CAREER STATS

YEAR	AVG.	G-GS	AB	R	H	2B	3B	HR	RBIS	BB	HBP	SO	SB-A
2021	.000	1-0	1	0	0	0	0	0	0	0	0	0	0-0
2022	.361	53-53	202	46	73	22	0	14	55	28	10	40	0-0
2023	.389	43-43	157	51	61	22	0	9	38	24	15	22	1-1
TOTALS	.372	97-96	360	97	134	44	0	23	93	52	25	62	1-1

YEAR	ERA	W-L	APP	GS	CG	SHO	SV	IP	H	R	ER	BB	SO
2022	0.00	0-0	1	0	0	0/1	0	2.0	0	0	0	1	4
2023	4.95	2-0	9	6	0	0/1	0	20.0	20	13	11	8	14
TOTALS	4.50	2-0	10	6	0	0/2	0	22.0	20	13	11	9	18

Instagram: UIBaseball




Twitter: @UIBaseball



Facebook: iowabaseball

9 KYLE HUCKSTORF

RS Jr. • OF • 5-8 • 175 • R/R
Waterford, Wis. • Iowa Western CC • Waterford HS



GAME-BY-GAME STATS

#9 Huckstorf, Kyle - 49 games (All games)

Date	Opponent	Pos	AB	R	H	RBI	2B	3B	HR	BB	SB	CS	HBP	SAC	SF	GDP	K	PO	A	E	Avg	
Feb 17	vs Indiana State	*of	5	2	2	4	0	0	1	0	0	0	0	0	0	0	1	0	1	0	.400	
Feb 18	vs Quinnipiac	*of	3	2	2	0	0	0	0	1	1	0	0	0	0	0	0	1	0	0	.500	
Feb 19	vs Quinnipiac	*of	3	1	1	2	0	0	0	0	1	0	0	0	0	0	1	2	0	0	.455	
Feb 24	vs Sam Houston	*of	3	1	0	0	0	0	0	0	1	0	0	0	0	0	1	0	0	0	.357	
Feb 25	vs LSU	*of	4	2	2	1	0	0	0	0	1	0	0	0	1	0	1	1	0	0	.389	
Feb 26	vs Kansas State	*of	3	0	2	2	0	0	0	1	1	0	1	0	0	0	0	2	0	0	.429	
Mar 04	at South Alabama	*of	4	1	1	0	0	0	0	0	1	0	0	0	0	0	3	2	0	0	.400	
Mar 05	vs Pepperdine	*of	4	1	1	0	0	0	0	0	1	0	0	0	0	0	1	0	2	0	.379	
Mar 10	at Texas Tech	*of	4	0	0	1	0	0	0	1	0	1	0	0	0	0	1	2	0	0	.333	
Mar 11	at Texas Tech	*of	4	1	2	1	1	0	1	1	0	0	0	0	0	0	1	1	0	0	.351	
Mar 12	at Texas Tech	*of	5	3	3	2	1	0	1	0	1	0	0	0	0	0	1	0	2	0	.381	
Mar 15	ST. THOMAS	*of	2	2	1	1	1	0	0	2	2	0	1	0	0	0	0	0	0	0	.386	
Mar 17	SOUTH DAKOTA STA	*of	5	1	4	2	2	0	0	0	0	0	0	0	0	0	1	0	0	0	.429	
Mar 19	SOUTH DAKOTA STA	*of	4	2	2	1	1	0	0	1	1	0	0	0	0	0	0	1	0	0	.434	
Mar 19	SOUTH DAKOTA STA	*of	3	1	1	1	0	0	1	0	0	0	0	0	0	0	0	1	0	0	.429	
Mar 22	GRAND VIEW	*of	4	1	0	1	0	0	0	0	0	0	0	0	0	0	0	2	0	0	.400	
Mar 24	WESTERN MICHIGAN	*of	4	2	2	2	1	0	0	1	0	0	0	0	0	0	0	1	0	0	.406	
Mar 25	WESTERN MICHIGAN	*of	4	0	0	0	0	0	0	1	0	0	0	0	0	0	0	5	0	0	.382	
Mar 25	WESTERN MICHIGAN	*of	5	3	2	2	0	0	1	1	0	0	0	0	0	0	1	0	0	0	.384	
Mar 28	at Illinois State	*of	4	0	0	0	0	0	0	0	0	0	0	0	0	0	1	2	0	0	.364	
Mar 31	MARYLAND	*of	5	1	0	0	0	0	0	0	0	0	0	0	0	0	1	0	0	0	.341	
Apr 01	MARYLAND	*of	4	2	1	0	0	0	0	1	0	0	0	0	0	0	0	3	0	0	.337	
Apr 02	MARYLAND	*of	5	2	3	3	1	0	0	0	0	0	0	0	0	0	1	1	0	0	.352	
4/5/2023	at Bradley	*	3	1	0	1	0	0	0	0	0	0	2	0	0	0	1	2	0	0	.340	
Apr 07	at Indiana	*of	5	0	1	2	1	0	0	0	0	0	0	0	0	0	1	1	0	0	.333	
Apr 08	at Indiana	*of	4	0	0	0	0	0	0	0	0	0	0	0	0	0	2	3	0	1	.320	
Apr 09	at Indiana	*of	4	0	0	0	0	0	0	0	0	0	0	0	0	0	1	2	1	0	.308	
Apr 12	MILWAUKEE	*of	3	2	1	1	1	0	0	1	0	0	0	0	0	0	1	1	0	0	.309	
Apr 14	at Minnesota-1	*of	4	0	1	2	0	1	0	0	0	0	0	0	0	0	3	3	0	0	.307	
Apr 14	at Minnesota-2	*of	3	1	0	0	0	0	0	2	0	0	0	0	0	0	1	3	0	0	.299	
Apr 15	at Minnesota	*of	4	2	2	3	0	1	0	0	1	0	1	0	1	0	0	2	0	0	.306	
Apr 18	at UIC Flames	*of	2	0	0	0	0	0	0	0	1	0	0	0	0	0	0	2	1	0	.301	
Apr 19	BRADLEY	*of	3	0	1	1	0	0	0	0	1	0	0	0	0	0	1	3	0	0	.302	
Apr 21	NEBRASKA	*of	3	2	1	0	0	0	0	2	0	0	0	0	0	0	0	2	0	0	.302	
Apr 22	NEBRASKA	*of	4	0	1	2	1	0	0	0	0	0	0	1	0	0	1	4	1	0	.301	
Apr 23	NEBRASKA	*of	3	0	0	0	0	0	0	1	0	0	0	0	0	0	0	0	0	0	.294	
Apr 25	UPPER IOWA	*of	2	1	2	1	0	0	0	0	0	0	0	0	0	0	0	0	0	0	.304	
Apr 29	at Penn State-1	*of	5	0	1	0	0	0	0	0	0	0	0	0	0	0	0	1	0	0	.301	
Apr 29	at Penn State-2	*of	3	0	0	0	0	0	0	1	0	0	1	0	0	2	0	3	0	0	.295	
May 02	ILLINOIS STATE	*of	4	1	1	0	0	1	0	0	0	0	0	0	0	0	0	1	0	0	.293	
May 05	OHIO STATE	*of	4	1	1	1	0	0	0	1	0	0	0	0	0	0	1	0	0	0	.292	
May 06	OHIO STATE	*of	3	3	1	3	0	0	1	2	0	0	0	0	0	0	1	1	0	0	.293	
May 07	OHIO STATE	*of	5	1	2	0	0	0	0	0	1	0	0	0	0	0	0	2	2	0	.296	
May 12	MICHIGAN STATE	*of	4	1	1	0	0	0	0	0	0	0	1	0	0	0	0	1	0	0	.295	
May 13	MICHIGAN STATE	*of	3	1	0	0	0	0	0	0	0	0	1	0	0	0	3	1	0	0	.290	
May 14	MICHIGAN STATE	*of	4	1	2	0	0	1	0	0	0	0	0	0	0	0	0	2	0	0	.295	
May 18	at Northwestern	*of	6	2	1	2	1	0	0	0	0	0	0	0	0	0	2	3	0	0	.291	
May 19	at Northwestern	*of	2	0	0	0	0	0	0	0	1	1	2	0	0	0	0	2	0	0	.287	
May 20	at Northwestern	*of	4	0	0	1	0	0	0	0	0	0	0	0	0	0	1	1	0	0	.281	
Totals			49gs	185	50	52	46	12	4	6	23	13	2	10	1	2	4	38	77	2	1	.281

On base pct. .386 • Slugging pct. .486

CAREER-HIGHS

AB: 7 vs. INDIANA, 5/19/22
H: 6 vs. INDIANA, 5/19/22
R: 4 vs. INDIANA, 5/19/22
2B: 2 vs. SOUTH DAKOTA STATE, 3/17/23
3B: 1, 7x, LAST vs. MICHIGAN STATE, 5/14/23
HR: 3 vs. INDIANA, 5/19/22
RBIs: 12 vs. INDIANA, 5/19/22
BB: 2, 6X, LAST vs. OHIO STATE, 5/6/23
SB: 2 vs. ST. THOMAS, 3/15/23

HIGHLIGHTS


- Went 2-4 with two runs and an RBI in win over #1 LSU (2/25)
- Hit back-to-back homeruns in Texas Tech series (3/11-3/12)
- Went 4-5 with two RBIs and two doubles in win over South Dakota State (3/17)
- Started 51 games in center field in 2022... hit .284 (50-for-176) with 36 RBIs and 34 runs scored... hit safely in 36 games... had nine multi-hit games (one six-hit, seven 2-hit, one 3-hit)... had two top 10 plays on SportsCenter this season... Big Ten All-Tournament team selection after hitting a team-best .400 (6-of-15) with a double, triple and home run and six RBIs... went 2-for-3 with a solo homer against Penn State (5/28) and 2-for-3 with a triple and three RBIs against Michigan (5/28)... Collegiate Baseball National Player of the Week (May 23), Dick Howser Trophy National Co-Hitter of the Week (May 24) and Big Ten Player of the Week (May 24) after hitting .538 (7-of-13) with three home runs, 12 RBIs and five runs scored in the series sweep of Indiana (5/19-21)... set Big Ten and Iowa records in game one against IU with six hits and 12 RBIs... finished 6-for-7 with three home runs (two three-run shots in the same inning and a grand slam) with 12 RBIs.
- Honorable mention All-American at Iowa Western CC... first-team All-Region honoree... hit .401 with 12 doubles, six triples and six home runs... was 18-of-19 on base paths.

CAREER STATS

YEAR	AVG.	G-GS	AB	R	H	2B	3B	HR	RBIS	BB	HBP	SO	SB-A
2022	.284	54-51	176	34	50	7	3	5	36	19	13	55	8-10
2023	.281	49-49	185	50	52	12	4	6	46	23	10	38	13-15
TOTALS	.283	103-100	361	84	102	19	7	11	82	42	23	93	21-25

10 MICHAEL SEEGER

Jr. • IF • 5-10 • 160 • R/R
Oconomowoc, Wis. • Home School



GAME-BY-GAME STATS

#10 Seegers, Michael - 52 games (All games)

Date	Opponent	Pos	AB	R	H	RBI	2B	3B	HR	BB	SB	CS	HBP	SAC	SF	GDP	K	PO	A	E	Avgr
Feb 17	vs Indiana State	*ss	4	0	2	0	0	0	0	0	0	0	1	0	0	0	1	4	3	0	.500
Feb 18	vs Quinnipiac	*ss	4	0	0	1	0	0	0	0	0	0	0	1	0	0	0	0	0	0	.250
Feb 19	vs Quinnipiac	*ss	2	0	1	0	0	0	0	1	0	0	0	0	0	0	0	4	5	0	.300
Feb 24	vs Sam Houston	*ss	4	0	0	0	0	0	0	0	0	0	0	0	0	0	2	1	2	0	.214
Feb 25	vs LSU	*ss	5	2	3	0	0	0	0	0	0	0	0	0	0	0	0	1	2	0	.316
Feb 26	vs Kansas State	*ss	5	0	1	0	0	0	0	0	0	1	0	0	0	0	2	1	3	0	.292
Feb 28	LORAS	ph/ss	2	0	0	0	0	0	0	0	0	0	0	0	0	0	1	0	1	0	.269
Mar 03	vs Southern	*ss	4	3	3	2	1	0	1	1	0	0	0	1	0	0	1	2	5	0	.333
Mar 04	at South Alabama	*ss	5	1	2	2	0	1	0	0	1	0	0	0	0	0	2	2	2	0	.343
Mar 05	vs Pepperdine	*ss	6	2	4	2	0	0	1	0	0	0	0	0	0	0	1	0	4	0	.390
Mar 07	COE COLLEGE	*ss	3	2	0	0	0	0	0	1	1	0	1	0	0	0	0	0	3	0	.364
Mar 10	at Texas Tech	*ss	4	0	0	0	0	0	0	1	0	0	0	0	0	0	2	0	3	1	.333
Mar 11	at Texas Tech	*ss	5	0	1	0	0	0	0	0	0	0	0	0	0	0	1	1	1	0	.321
Mar 12	at Texas Tech	*ss	3	1	1	1	1	0	0	1	0	0	1	0	0	0	1	1	5	1	.321
Mar 15	ST. THOMAS	*ss	2	1	0	0	0	0	0	1	2	0	1	1	0	0	0	1	1	0	.310
Mar 17	SOUTH DAKOTA STA	*ss	5	1	2	1	0	0	0	0	0	0	0	0	0	0	1	3	2	0	.317
Mar 19	SOUTH DAKOTA STA	*ss	5	0	1	1	0	0	0	0	0	0	0	0	0	0	2	0	0	0	.309
Mar 19	SOUTH DAKOTA STA	*ss	2	1	0	0	0	0	0	0	0	0	1	0	0	0	0	0	0	0	.300
Mar 22	GRAND VIEW	*ss	3	2	2	0	0	1	0	3	1	0	0	0	0	0	0	1	6	0	.315
Mar 24	WESTERN MICHIGAN	*ss	4	2	0	0	0	0	0	1	0	0	0	0	0	0	0	0	5	0	.299
Mar 25	WESTERN MICHIGAN	*ss	6	0	1	3	1	0	0	0	0	0	0	0	0	0	1	1	1	0	.289
Mar 25	WESTERN MICHIGAN	*ss	5	3	2	1	0	0	0	1	1	0	0	0	0	0	0	0	1	0	.295
Mar 28	at Illinois State	*ss	4	0	0	0	0	0	0	0	0	0	0	0	0	0	2	1	4	0	.283
Mar 31	MARYLAND	*ss	4	2	0	0	0	0	0	2	0	0	0	0	0	0	0	3	0	0	.271
Apr 01	MARYLAND	*ss	4	0	0	0	0	0	0	0	0	0	0	0	0	0	1	1	2	1	.260
Apr 02	MARYLAND	*ss	5	1	2	0	0	0	0	0	0	0	0	0	0	0	0	1	2	0	.267
4/5/2023	at Bradley	*	4	2	1	0	1	0	0	1	0	0	0	0	0	0	0	3	1	0	.266
Apr 07	at Indiana	*ss	4	0	2	0	0	0	0	0	0	0	0	0	0	0	0	0	2	0	.274
Apr 08	at Indiana	*ss	4	0	1	0	0	0	0	0	0	0	0	0	0	0	3	2	2	0	.274
Apr 09	at Indiana	*ss	4	1	2	0	0	0	0	0	1	0	0	0	0	0	0	4	3	0	.281
Apr 12	MILWAUKEE	*ss	2	1	0	1	0	0	0	2	0	0	0	0	0	0	0	2	4	0	.276
Apr 14	at Minnesota-1	*ss	3	0	0	0	0	0	0	0	0	0	0	0	0	1	1	2	3	0	.270
Apr 14	at Minnesota-2	*ss	2	2	1	1	0	0	1	2	0	0	1	0	0	0	1	3	2	0	.273
Apr 15	at Minnesota	*ss	2	2	0	2	0	0	0	2	1	0	0	1	1	0	0	4	2	1	.269
Apr 18	at UIC Flames	*ss	3	0	1	0	0	0	0	0	1	0	0	0	0	0	0	0	3	1	.271
Apr 19	BRADLEY	*ss	3	0	1	0	0	0	0	0	0	0	0	1	0	0	0	1	2	0	.272
Apr 21	NEBRASKA	*ss	4	0	0	2	0	0	0	0	0	0	0	1	0	0	0	2	3	0	.264
Apr 22	NEBRASKA	*ss	4	1	2	1	0	0	0	0	1	0	0	0	0	0	0	0	3	0	.271
Apr 23	NEBRASKA	*ss	3	1	2	0	0	0	0	1	0	0	0	0	0	0	0	2	6	1	.279
Apr 25	UPPER IOWA	*ss	4	2	1	2	1	0	0	1	0	0	0	0	0	0	0	1	3	0	.278
Apr 29	at Penn State-1	*ss	3	2	2	0	0	0	0	2	0	0	0	0	0	0	0	0	1	0	.286
Apr 29	at Penn State-2	*ss	4	0	0	0	0	0	0	0	0	0	0	0	0	0	0	1	2	0	.278
May 02	ILLINOIS STATE	*ss	4	1	3	0	0	0	0	0	3	0	0	0	0	0	0	3	3	0	.290
May 05	OHIO STATE	*ss	5	1	2	2	0	2	0	0	0	0	0	0	0	0	0	4	2	0	.293
May 06	OHIO STATE	*ss	5	1	2	0	0	0	0	0	0	0	0	0	0	0	1	3	2	0	.297
May 07	OHIO STATE	*ss	3	0	1	0	1	0	0	1	2	0	0	0	0	0	0	1	2	0	.297
May 12	MICHIGAN STATE	*ss	3	2	1	0	0	0	0	1	0	0	0	0	0	0	0	5	3	0	.298
May 13	MICHIGAN STATE	*ss	4	0	1	0	0	0	0	0	1	0	0	0	0	0	0	0	4	1	.297
May 14	MICHIGAN STATE	*ss	4	1	2	1	0	0	1	0	0	1	0	0	0	0	0	0	2	0	.301
May 18	at Northwestern	*ss	4	3	2	1	0	0	0	2	1	0	0	0	0	0	0	1	2	0	.305
May 19	at Northwestern	*ss	4	0	2	0	0	0	0	0	0	0	0	0	0	0	1	2	3	0	.309
May 20	at Northwestern	*ss	4	1	2	2	1	0	0	0	0	1	0	0	0	0	0	0	3	0	.313
Totals		51gs	198	48	62	29	7	4	4	28	17	3	6	6	1	1	28	79	128	6	.313

On base pct. .412 • Slugging pct. .449

CAREER-HIGHS

AB: 6, 6X, LAST VS. WESTERN MICHIGAN, 3/25/23

H: 4, 4X, LAST VS. PEPPERDINE, 3/5/23

R: 3, 6X, LAST AT NORTHWESTERN, 5/18/23

2B: 1, 13X, LAST VS. OHIO STATE, 5/5/23

3B: 2 VS. OHIO STATE, 5/5/23

HR: 1, 4X, LAST AT MINNESTOA, 4/14/23

RBIs: 4, 2X, LAST VS. INDIANA, 5/20/22

BB: 5 VS. INDIANA, 5/19/22

SB: 3 VS. ILLINOIS STATE, 5/2/23

HIGHLIGHTS

- Went 3-5 with two runs in win against #1 LSU (2/25)
- Went 3-4 with two RBIs and double and homerun against Southern Alabama (3/3)
- Went 4-6 with two RBI, two runs, and a homerun against Pepperdine (3/5)
- Recorded two hits in each game of the Northwestern series (5/18-20)
- Team Captain... Iowa's leadoff hitter
- in 2022 he started 54 games -- all at shortstop... hit .286 (65-of-227) with 31 RBIs and 43 runs scored... had 18 multi-hit games (three 4-hit, three 3-hit, 12 2-hit)... hit safely in 37 games and reached safely in 45 contests... committed only four errors (in 183 chances) and had a .978 fielding percentage... hit .348 (8-of-23) in five games at the Big Ten Tournament... went 2-for-4 against Purdue (5/27) and tied a career high with four hits, finishing 4-for-6 with a double, RBI and two runs scored against Penn State (5/28)... hit .455 (5-of-11) with four RBIs and four runs scored against Indiana (5/19-22)... went 1-for-3 with three runs scored and set a school record with five walks in the series opener against IU (5/19)... went 4-for-5 with four RBIs, tying a career-high in hits and RBIs... went 2-for-4 with a three-run homer -- the first of his career -- and a career-high four RBIs in midweek win over Western Illinois (4/26)... hit .417 (5-of-12) with two multi-hit games with four runs scored in series win at No. 8 Rutgers (4/22-24)... went 2-for-5 and scored a career-high three runs in win over Bradley (4/19)... finished 2-for-5 with two RBIs in road win at Milwaukee (4/12)... went 2-for-4 with three RBIs in road win at Bradley (4/6)... hit .385 (5-of-13) with three RBIs in series win at Michigan (4/2-3)... had career-highs in hits and RBIs, finishing 4-for-4 with three RBIs in series opener... hit a team-best .385 (5-of-13) with two multi-hit games in the series win over Central Michigan (3/25-27)... went 1-for-3 with a double and two RBIs in win over No. 12 Texas Tech (3/20)... finished 3-for-5 in game one at UC Irvine (3/11)... went 2-for-4 against Wichita State (3/4) at the Frisco Classic... went finished 3-for-4 with two RBIs in the 3-1 win over Pepperdine

CAREER STATS

YEAR	AVG.	G-GS	AB	R	H	2B	3B	HR	RBIS	BB	HBP	SO	SB-A
2021	.122	30-11	49	13	6	1	0	0	5	7	0	12	3-3
2022	.286	54-54	227	43	65	7	1	1	31	28	6	48	6-9
2023	.313	52-51	198	48	62	7	4	4	29	28	6	28	17-20
TOTALS	.281	136-116	474	104	133	15	5	5	65	63	12	88	26-32

Instagram: UIBaseball



Twitter: @UIBaseball



Facebook: iowabaseball

11 SAM PETERSEN

So. • UTIL • 6-0 • 195 • R/R
Huxley, Iowa • Ballard Huxley HS



GAME-BY-GAME STATS

#11 Petersen, Sam - 43 games (All games)

Date	Opponent	Pos	AB	R	H	RBI	2B	3B	HR	BB	SB	CS	HBP	SAC	SF	GDP	K	PO	A	E	Avg	
Feb 17	vs Indiana State	*of	5	1	1	1	0	0	1	0	0	0	0	0	0	0	1	3	0	0	.200	
Feb 18	vs Quinnipiac	*of	2	1	1	0	0	0	0	0	0	0	0	1	0	0	1	0	0	0	.286	
Feb 19	vs Quinnipiac	*of/of	4	1	2	1	1	0	0	0	0	0	0	1	0	0	1	2	0	0	.364	
Feb 24	vs Sam Houston	*of	3	0	0	0	0	0	0	0	0	0	0	0	0	0	2	1	0	0	.286	
Feb 25	vs LSU	*of	5	0	2	2	1	0	0	0	1	0	0	0	0	0	3	1	0	0	.316	
Feb 26	vs Kansas State	*of	4	1	1	0	0	0	0	1	0	0	0	0	0	0	1	1	0	0	.304	
Feb 28	LORAS	*of	3	2	1	0	0	0	0	1	2	0	1	0	0	0	1	1	0	0	.308	
Mar 03	vs Southern	*of	4	2	1	2	0	0	0	0	0	0	2	0	0	0	0	2	0	0	.300	
Mar 04	at South Alabama	*of	4	0	0	0	0	0	0	0	0	0	0	0	0	0	3	0	0	0	.265	
Mar 05	vs Pepperdine	*of/of	4	1	2	1	0	0	0	0	0	0	0	0	1	0	0	3	0	0	.289	
Mar 07	COE COLLEGE	*of	1	1	0	1	0	0	0	1	0	0	0	0	1	0	1	1	0	0	.282	
Mar 10	at Texas Tech	*of	2	0	1	0	0	0	0	0	2	0	1	0	0	0	1	0	0	0	.293	
Mar 11	at Texas Tech	*of	3	0	1	1	1	0	0	0	0	0	0	0	0	0	2	2	1	0	.295	
Mar 12	at Texas Tech	ph/of	0	0	0	0	0	0	0	1	0	0	0	0	0	0	0	0	0	0	.295	
Mar 15	ST. THOMAS	*of	4	1	2	5	0	0	1	0	2	0	1	0	0	0	2	2	0	0	.312	
Mar 17	SOUTH DAKOTA STA	*of	3	0	0	0	0	0	0	1	0	0	0	0	0	0	1	0	1	1	.294	
Mar 19	SOUTH DAKOTA STA	*of	4	1	2	4	0	0	1	0	0	0	0	0	0	0	0	2	0	0	.309	
Mar 19	SOUTH DAKOTA STA	*of	2	0	1	0	1	0	0	1	0	0	0	0	0	0	1	1	0	0	.316	
Mar 22	GRAND VIEW	*of	3	1	1	1	1	0	0	0	0	0	0	0	0	0	0	0	0	0	.317	
Mar 24	WESTERN MICHIGAN	*of	3	1	1	1	0	0	1	1	0	0	0	0	0	0	1	0	0	0	.317	
Mar 25	WESTERN MICHIGAN	*of	3	4	2	0	0	0	0	0	0	0	2	0	0	0	0	0	0	0	.333	
Mar 25	WESTERN MICHIGAN	*of	1	1	1	1	1	0	0	0	0	0	0	0	0	0	0	2	0	0	.343	
Mar 28	at Illinois State	*of	3	1	1	1	1	0	0	1	0	0	0	0	0	0	1	1	0	0	.343	
Mar 31	MARYLAND	*of	4	1	1	1	0	0	1	1	1	0	0	0	0	0	0	1	0	0	.338	
Apr 01	MARYLAND	*of	3	0	1	0	0	0	0	0	0	0	1	0	0	0	0	1	2	0	.338	
Apr 02	MARYLAND	*of	2	1	1	0	0	0	0	3	0	1	0	0	0	0	0	1	0	0	.342	
Apr 19	BRADLEY	ph/of	2	1	0	0	0	0	0	0	1	0	0	0	0	0	0	1	0	0	.333	
Apr 21	NEBRASKA	*of	4	0	0	0	0	0	0	1	0	0	0	0	0	0	0	1	0	0	.318	
Apr 22	NEBRASKA	*of	3	1	1	0	0	0	0	2	1	0	0	0	0	0	1	1	0	0	.318	
Apr 23	NEBRASKA	*of	4	1	2	0	1	0	0	0	1	0	0	0	0	0	0	1	1	0	.326	
Apr 25	UPPER IOWA	*of	2	1	1	4	0	0	1	0	0	0	0	0	0	0	0	2	0	0	.330	
Apr 29	at Penn State-1	*of	4	0	1	0	0	0	0	0	1	0	1	0	0	0	0	1	3	0	.327	
Apr 29	at Penn State-2	*of	3	0	1	1	0	0	0	0	1	0	0	1	0	0	0	1	2	0	.327	
May 02	ILLINOIS STATE	*of	4	0	0	0	0	0	0	0	1	0	0	0	0	0	0	2	0	0	.314	
May 05	OHIO STATE	*of	4	3	3	4	0	0	2	0	0	0	0	0	1	0	0	0	0	0	.330	
May 06	OHIO STATE	*of	4	2	2	3	1	1	0	1	0	0	0	0	0	0	0	0	0	0	.336	
May 07	OHIO STATE	*of	4	0	1	1	0	0	0	0	0	1	0	0	0	0	0	1	2	0	.333	
May 12	MICHIGAN STATE	*of	4	2	4	1	0	0	1	0	1	1	0	0	0	0	0	3	0	0	.355	
May 13	MICHIGAN STATE	*of	3	1	1	2	0	0	0	0	1	0	1	0	1	0	1	4	0	0	.355	
May 14	MICHIGAN STATE	*of	4	0	0	0	0	0	0	0	0	0	0	0	0	0	0	3	3	0	.344	
May 18	at Northwestern	*of	3	2	1	1	0	0	0	0	0	0	1	0	1	0	2	0	0	0	.344	
May 19	at Northwestern	*of	4	0	1	1	0	0	0	0	1	0	0	0	0	0	0	1	0	0	.341	
May 20	at Northwestern	*of	3	2	0	0	0	0	0	0	0	0	1	0	0	0	1	0	0	0	.333	
Totals			41gs	138	38	46	41	9	1	9	17	17	2	16	1	5	0	39	51	2	1	.333

On base pct. .449 • Slugging pct. .609

CAREER-HIGHS

AB: 6, 2X, LAST VS. INDIANA, 5/19/22

H: 4 vs. MICHIGAN STATE, 5/12/23

R: 4 vs. WESTERN MICHIGAN, 3/25/23

2B: 1, 16X, LAST VS. OHIO STATE, 5/6/23

3B: 1 vs. OHIO STATE, 5/6/23

HR: 2 vs. OHIO STATE, 5/5/23

RBI: 5, 2X, LAST VS. ST. THOMAS, 3/15/23

BB: 3 vs. MARYLAND, 4/2/23

SB: 2, 3X, LAST VS. ST. THOMAS, 3/15/23

HIGHLIGHTS

- Hit two home runs in win over Ohio State (5/5)
- Went 2-5 with two RBIs and a double in win against #1 LSU (2/25)
- Hit grand slam in win against Upper Iowa (4/5)
- Went 4-for-4 with a home run against Michigan State (5/12)
- Leads the team in stolen bases
- In 2022 he made 38 starts -- 33 in left field and five in center... hit .264 (39-of-148) with 33 RBIs and 31 runs scored... has 10 multi-hit games (seven two-hit, 3 three-hit)... hit .308 (4-of-13) with two homers, six RBIs and five runs scored against Indiana (5/19-21)... went 3-for-5 with a home run, a career-high five RBIs and three runs scored in game one (5/19)... also homered in game two for his sixth home run (5/20)... finished with a .429 average (3-of-7) with three RBIs and three runs scored at Michigan State (5/13-15)... had a threerun double in game two and went 2-for-5 with a double in series finale... hit a solo home run -- his fourth of the season -- in game two at Nebraska (5/1)... tied a career high in hits, finishing 3-for-5 with three RBIs in game two win at No. 8 Rutgers (4/23)... went 2-for-5 with a double and RBI against Bradley (4/19)... finished 2-for-4 with a double, two walks, three runs and two RBIs in the road win at Milwaukee (4/12)... went 2-for-5 at Bradley (4/6)... hit .462 (6-of-13) with a double, home run and six runs scored at Michigan (4/2-3)... went 3-for-5 with three runs scored in game one and 2-for-5 with a solo home run and three runs scored in series finale... hit .333 (3-of-9) with six RBIs in series win over Central Michigan (3/25-27)... went 1-for-4 with a three-run homer in the series opener (3/25) and finished 2-for-3 with three RBIs in finale (3/27)... had the go-ahead tworun single in the eighth inning... tallied his first career multi-hit game, going 2-for-4 with a run scored against Washington State (3/6) in the Frisco Classic... tallied his first career hit -- a two-run home run -- in his first career game against Air Force (2/18).
- Rated as the No. 41 incoming recruit in the Big Ten by Perfect Game... ranked as the 186th-best player nationally by Prep Baseball Report... 2019 PBR Futures Game Most Valuable Player.

CAREER STATS

YEAR	AVG.	G-GS	AB	R	H	2B	3B	HR	RBIS	BB	HBP	SO	SB-A
2022	.264	49-38	148	31	39	7	0	6	33	17	7	47	3-4
2023	.333	43-41	138	38	46	9	1	9	41	17	16	39	17-19
TOTALS	.297	92-79	286	69	85	16	1	15	74	34	23	86	20-23

Instagram: UIBaseball



Twitter: @UIBaseball



Facebook: iowabaseball

12 BEN TALLMAN

RS Jr. • C • 6-0 • 205 • R/R

Billings, Mont. • NIACC • North Dakota State • Billings West HS



2022 GAME-BY-GAME STATS

#12 Tallman, Ben - 16 games (All games)

Date	Opponent	Pos	AB	R	H	RBI	2B	3B	HR	BB	SB	CS	HBP	SAC	SF	GDP	K	PO	A	E	Avg
Feb 18	vs Quinnipiac	*c	3	0	1	1	0	0	0	0	0	0	0	1	0	0	1	13	3	0	.333
Feb 19	vs Quinnipiac	c	1	0	0	0	0	0	0	0	0	0	0	0	0	0	0	2	0	0	.250
Feb 24	vs Sam Houston	c	0	0	0	0	0	0	0	0	0	0	0	0	0	0	0	1	0	0	.250
Feb 25	vs LSU	*c	2	0	0	0	0	0	0	0	0	0	0	0	0	0	2	8	0	0	.167
Feb 28	LORAS	ph/c	1	0	0	0	0	0	0	0	0	0	0	0	0	0	0	3	0	0	.143
Mar 05	vs Pepperdine	*c	1	1	0	0	0	0	0	0	0	0	1	0	0	0	0	7	0	0	.125
Mar 07	COE COLLEGE	c	1	0	0	0	0	0	0	0	0	0	0	0	0	0	1	7	0	0	.111
Mar 10	at Texas Tech	c	0	0	0	0	0	0	0	0	0	0	0	0	0	0	0	1	0	0	.111
Mar 22	GRAND VIEW	*c	2	0	0	1	0	0	0	0	0	0	0	1	0	0	1	5	0	0	.091
Mar 24	WESTERN MICHIGAN	c	1	0	0	0	0	0	0	0	0	0	0	0	0	0	1	5	1	0	.083
Mar 25	WESTERN MICHIGAN	c	1	0	0	0	0	0	0	0	0	0	0	0	0	0	1	4	0	0	.077
4/5/2023	at Bradley	c	1	0	1	1	0	0	0	0	0	0	0	1	0	0	0	4	0	1	.143
Apr 12	MILWAUKEE	*c	2	1	1	2	0	0	1	1	0	0	0	0	0	0	1	4	0	0	.188
Apr 15	at Minnesota	*c	1	0	0	1	0	0	0	0	0	0	0	1	0	0	1	5	0	0	.176
Apr 19	BRADLEY	*c	2	0	0	0	0	0	0	0	0	0	0	0	0	0	1	4	1	0	.158
Apr 25	UPPER IOWA	*c	4	1	1	0	0	0	0	1	0	0	0	0	0	0	3	8	0	0	.174
Totals		8gs	23	3	4	6	0	0	1	4	0	0	1	4	0	0	13	81	5	1	.174

On base pct. .321 • Slugging pct. .304

CAREER-HIGHS

AB: 5 vs. MINNESOTA, 4/17/22

H: 3, 2X, LAST vs. MINNESOTA, 4/15/22

R: 2, 3X, LAST vs. MINNESOTA, 4/15/22

2B: 1, 5X, LAST AT NEBRASKA, 5/1/22

3B: --

HR: 1, 2X, vs. MILWAUKEE, 4/12/23

RBI: 2, 3X, LAST AT MILWAUKEE, 4/12/23

BB: 2 vs. CENTRAL MICHIGAN, 3/27/22

SB: --

HIGHLIGHTS

- Started 26 games at catcher and appeared in 35 contests in 2022... hit .244 (20-of-82) with 14 runs and 11 RBIs... hit a blistering .538 (7-of-13) with three RBIs and three runs scored in sweep of Minnesota (4/15-17) with three multi-hit games... went 3-for-4 with a double and two runs scored in series opener, 2-for-4 with the go-ahead RBI single in game two and 2-for-5 with the game-tying RBI single in the series finale... finished 2-for-3 with a two-run double in road win at Milwaukee (4/12)... went 1-for-3 with a solo home run -- a 458-foot blast to left field -- and scored two runs in series finale against Illinois (4/10)... hit .375 (3-for-8) with three RBIs in series win at Michigan (4/2-3)... went 2-for-4 with a double and two RBIs in series finale... had a career-high three hits, going 3-for-4 with a double and two runs scored against Texas A&M (3/5) at the Frisco Classic... made his first career start against Cornell College (3/2)... made his Hawkeye debut against Air Force (2/18).
- Played two seasons at North Dakota State and NIACC.
- Father, Stephen, played collegiate baseball at Stanford and in Orioles organization

CAREER STATS

YEAR	AVG.	G-GS	AB	R	H	2B	3B	HR	RBIS	BB	HBP	SO	SB-A
2022	.244	35-26	82	14	20	5	0	1	11	12	2	39	0-0
2023	.174	16-8	23	3	4	0	0	1	6	4	1	13	0-0
TOTALS	.229	51-34	105	17	24	5	0	2	17	16	3	52	0-0

Instagram: [UIBaseball](#)



Twitter: [@UIBaseball](#)



Facebook: [iowabaseball](#)

14 BRODY BRECHT

So. • RHP • 6-4 • 205 • R/R
Ankeny, Iowa • Ankeny HS



GAME-BY-GAME STATS

On base pct. .000 • Slugging pct. .000

#14 Brecht, Brody - 15 appearances (All games)

Date	Opponent	GS	IP	H	R	ER	BB	SO	2B	3B	HR	WP	BK	HBP	IBB	Score	W-L	Sv	ERA	NP
Feb 18	vs Quinnipiac	*	5.0	0	0	0	0	10	0	0	0	0	0	0	0	7-1	1-0	0	0.00	68
Feb 25	vs LSU	*	3.1	1	2	2	8	6	0	0	0	2	0	0	0	12-4	1-0	0	2.16	90
Mar 05	vs Pepperdine	*	4.0	3	1	1	3	6	1	0	1	1	0	0	0	10-1	1-0	0	2.19	81
Mar 11	at Texas Tech	*	5.2	5	2	2	3	7	1	0	0	2	0	0	0	3-8	1-1	0	2.50	106
Mar 17	SOUTH DAKOTA STA	*	5.0	4	2	2	3	7	1	0	0	0	1	1	0	5-4	1-1	0	2.74	91
Mar 24	WESTERN MICHIGAN	*	5.2	1	0	0	4	10	0	0	0	0	0	1	0	9-3	2-1	0	2.20	98
Mar 31	MARYLAND	*	5.0	5	3	3	3	13	0	0	0	0	1	1	0	9-10	2-1	0	2.67	94
Apr 07	at Indiana	*	7.0	2	1	1	4	7	0	0	0	1	0	0	0	7-1	3-1	0	2.43	99
Apr 14	at Minnesota-1	*	4.1	3	5	5	4	3	1	0	0	0	0	1	0	3-12	3-2	0	3.20	89
Apr 21	NEBRASKA	*	4.0	2	4	4	7	7	1	0	0	4	0	1	0	11-6	3-2	0	3.67	102
Apr 29	at Penn State-1	*	0.2	1	4	4	5	1	0	0	0	1	0	0	0	9-6	3-2	0	4.35	35
May 02	ILLINOIS STATE	*	1.0	0	0	0	0	0	0	0	0	0	0	0	0	7-4	3-2	0	4.26	12
May 05	OHIO STATE	*	2.2	2	2	2	4	2	2	0	0	1	0	2	0	16-9	3-2	0	4.39	66
May 14	MICHIGAN STATE	*	6.0	1	1	1	5	8	0	0	0	1	0	0	0	5-1	4-2	0	4.10	93
May 20	at Northwestern	*	6.0	1	0	0	1	9	0	0	0	0	0	0	0	10-0	5-2	0	3.72	79
Totals		14	65.1	31	27	27	54	96	7	0	1	13	2	7	0	123-70	5-2	0	3.72	-

CAREER-HIGHS

IP: 7.0 vs. INDIANA, 4/7/23

SO: 13 vs. MARYLAND, 3/31/23

BB: 8 vs. LSU, 2/25/23

SEASON HIGHLIGHTS

- Has reached double didget strikeouts three times this season, 10 against Quinnipiac (2/18), 10 against Western Michigan (3/24), 13 against Maryland (3/31)
- Has top fastball on team (100+ mph)
- Pitched seven innings against Indiana, allowing only two hits
- Pitched six innings allowing only one hit in back-to-back starts against Michigan State and Northwestern.
- Has given up one homerun this season
- In 2022 Brecht was a Collegiate Baseball Freshman All-American... Perfect Game Second-Team Freshman All-American... Big Ten All-Freshman team selection... went 1-3 with a 3.18 ERA in 17 appearances, including one start... had 44 strikeouts to 25 walks over 22 2/3 innings... allowed one earned run in his last 10 relief outings, spanning 13 1/3 innings with 28 strikeouts... made his first career start against Michigan (5/29) in the Big Ten Tournament semifinals... tossed two shutout innings in the win over Bradley (4/19)... struck out three in 1 1/3 innings of relief at Milwaukee (4/12)... struck out all six batters in two innings at Bradley (4/6)... had four strikeouts over two innings against Central Michigan (3/26)... pitched a 1-2-3 seventh against Cornell College, hitting 101, 101 and 100 on his first three "official" pitches at Duane Banks Field in a combined shutout... notched his first career victory, tossing four innings of scoreless, hitless relief against Ball State (2/19)... fanned seven batters.
- Rated as the top incoming recruit in the Big Ten and the No. 9 recruit nationally by Perfect Game... ranked as the No. 1 prospect in the Big Ten for the 2024 MLB Draft by Perfect Game... ranked as the No. 4 impact freshman in the Big Ten by D1Baseball.com.
- Iowa Gatorade Player of the Year and first-team Elite All-State honoree... went 10-0 with a 0.57 ERA with 126 strikeouts as a senior.
- Was a dual-sport athlete as a wide receiver on the Iowa football team (2021-22). In 2022 he saw action in 11 games with nine receptions for 87 yards.

CAREER STATS

YEAR	ERA	W-L	APP	GS	CG	SHO	SV	IP	H	R	ER	BB	SO
2022	3.18	1-4	17	1	0	0/1	0	22.2	13	16	8	25	44
2023	3.72	5-2	15	14	0	0/1	0	65.1	31	27	27	54	96
TOTALS	3.58	6-6	32	15	0	0/2	0	88.0	44	43	35	79	140

Instagram: [UIBaseball](#)




Twitter: [@UIBaseball](#)



Facebook: [iowabaseball](#)

16 MAX TRAMONTANA

Fr. • RHP • 6-2 • 180 • R/R
Cincinnati, Ohio • Archbishop Moeller



GAME-BY-GAME STATS

CAREER-HIGHS

IP:

SO:

BB:

HIGHLIGHTS

• Collegiate Baseball Second-Team All-American and PBR Elite 25 All-State team selection as a senior... GCL Conference Pitcher of the Year, first-team all-conference, first-team all-city and first-team all-state as a junior... Went 8-0 with a 0.86 ERA as a senior... Had 85 strikeouts over 57 innings and limited hitters to a .138 batting average and .912 WHIP.

CAREER STATS

YEAR	ERA	W-L	APP	GS	CG	SHO	SV	IP	H	R	ER	BB	SO
TOTALS													

Instagram: [UIBaseball](#)




Twitter: [@UIBaseball](#)



Facebook: [iowabaseball](#)

17 ANDY NELSON

Jr. • UTIL • 6-0 • 190 • R/R
Winfield, Ill. • Wheaton North HS



GAME-BY-GAME STATS

CAREER-HIGHS

AB: 5, 3X, LAST AT BRADLEY, 4/6/22

H: 3 AT BRADLEY, 4/6/22

R: 2 vs. AIR FORCE, 2/18/22

2B: 1, 4X, LAST AT MICHIGAN, 4/2/22

3B: --

HR: 1 vs. TEXAS TECH, 3/20/22

RBIs: 3 vs. TEXAS TECH, 3/20/22

BB: 2 vs. CENTRAL MICHIGAN, 3/25/22

SB: 1, 2X, LAST AT BRADLEY, 4/6/22

HIGHLIGHTS

- Runs a 6.4 60-yard dash
- Started 14 games in 2022 -- 13 at third base and one at second base... hit .255 (14-of-55) with 10 runs scored and four RBIs... had three multi-hit games (2 two-hit, 1 three-hit)... returned to action as a pinch hitter against Purdue (5/8) after missing a month with a hamstring injury... left the Illinois game (4/9) after reaggravating a hamstring injury... had a career-high three hits, finishing 3-for-5 at Bradley (4/6)... hit a two-run homer -- the first of his career -- and drove in three runs in Iowa's 6-3 win over No. 12 Texas Tech (3/20)... went 2-for-4 with a double and RBI against Cornell College (3/2)... went 2-for-5 with a doubles and two runs scored in 12-2 win over Air Force (2/18).

CAREER STATS

YEAR	AVG.	G-GS	AB	R	H	2B	3B	HR	RBIS	BB	HBP	SO	SB-A
2021	.091	13-1	11	4	1	0	0	0	0	1	1	5	0-0
2022	.255	18-14	55	10	14	4	0	1	4	4	0	23	2-2
TOTALS	.227	31-15	66	14	15	4	0	1	4	5	1	28	2-2

Instagram: [UIBaseball](#)




Twitter: [@UIBaseball](#)



Facebook: [iowabaseball](#)

18 AARON SAVARY

Fr. • RHP • 6-3 • 180 • R/R
Dubuque, Iowa • Wahlert HS



GAME-BY-GAME STATS

#18 Savary, Aaron - 10 appearances (All games)

Date	Opponent	GS	IP	H	R	ER	BB	SO	2B	3B	HR	WP	BK	HBP	IBB	Score	W-L	Sv	ERA	NP
Mar 07	COE COLLEGE		1.0	2	1	1	0	2	1	0	0	0	0	0	0	8-2	0-0	0	9.00	21
Mar 22	GRAND VIEW		1.0	1	0	0	0	0	1	0	0	0	0	0	0	12-1	0-0	0	4.50	17
4/5/2023	at Bradley		2.0	1	0	0	2	3	0	0	0	1	0	0	0	9-6	0-0	0	2.25	28
Apr 12	MILWAUKEE	*	1.0	0	0	0	0	1	0	0	0	0	0	0	0	12-1	0-0	0	1.80	10
Apr 14	at Minnesota-2		3.1	2	0	0	1	4	0	0	0	0	0	0	0	7-2	0-0	0	1.08	47
Apr 19	BRADLEY	*	2.0	1	0	0	0	1	0	0	0	1	0	0	0	6-1	0-0	0	0.87	25
Apr 22	NEBRASKA		2.2	2	0	0	3	4	0	0	0	0	0	0	0	8-0	0-0	0	0.69	58
Apr 29	at Penn State-2		4.0	2	3	3	3	4	0	0	1	0	0	0	0	4-8	0-0	0	2.12	58
May 06	OHIO STATE		2.0	2	1	1	1	2	0	0	0	2	0	1	0	15-3	0-0	0	2.37	47
May 13	MICHIGAN STATE		1.0	3	1	1	0	0	1	0	0	0	0	0	0	8-6	0-0	0	2.70	11
Totals		2	20.0	16	6	6	10	21	3	0	1	4	0	1	0	89-30	0-0	0	2.70	-

CAREER-HIGHS

IP: 4.0 vs. PENN STATE, 4/29/23

SO: 4, 3X, LAST vs. PENN STATE, 4/29/23

BB: 3, 2X, LAST vs. PENN STATE, 4/29/23

HIGHLIGHTS

- Rated as the 379th-best player nationally by Prep Baseball Report... Top-500-rated recruit nationally by Perfect Game... Rated as the No. 4 player in Iowa by Perfect Game... Ranked as the No. 5 player in Iowa by Prep Baseball Report... 2022 Iowa Gatorade Player of the Year... Named first team all-state with a 7-1 record as a senior. Tallied 84 strikeouts with a 1.15 ERA and 0.99 WHIP.
- Father Scott played baseball at Clarke University and in the Cincinnati Reds Organization... Brother Alex played baseball at Buena Vista University, and brother Austin played at Winona State University.

CAREER STATS

YEAR	ERA	W-L	APP	GS	CG	SHO	SV	IP	H	R	ER	BB	SO
2023	2.70	0-0	10	2	0	0/1	0	20.0	16	6	6	10	21
TOTAL	2.70	0-0	10	2	0	0/1	0	20.0	16	6	6	10	21

Instagram: [UIBaseball](#)



Twitter: [@UIBaseball](#)



Facebook: [iowabaseball](#)

19 BEN WILMES

So. • IF • 6-0 • 175 • R/R
Johnston, Iowa • Johnston HS



GAME-BY-GAME STATS

#19 Wilmes, Ben - 44 games (All games)

Date	Opponent	Pos	AB	R	H	RBI	2B	3B	HR	BB	SB	CS	HBP	SAC	SF	GDP	K	PO	A	E	Avg
Feb 19	vs Quinnipiac	ph/of	0	1	0	0	0	0	0	0	0	0	0	0	0	0	0	0	0	0	.000
Feb 28	LORAS	of	1	0	0	0	0	0	0	0	0	0	0	0	0	0	0	1	0	0	.000
Mar 03	vs Southern	ph/of	1	1	0	0	0	0	0	1	0	0	0	0	0	0	0	0	0	0	.000
Mar 05	vs Pepperdine	ph/of	1	1	1	0	0	0	0	0	0	0	0	0	0	0	0	0	0	0	.333
Mar 07	COE COLLEGE	*of	3	2	1	1	0	0	0	1	2	0	1	0	0	0	1	0	0	0	.333
Mar 10	at Texas Tech	*of	2	1	0	0	0	0	0	1	0	0	0	0	0	0	1	2	0	0	.250
Mar 11	at Texas Tech	ph/of	1	0	0	0	0	0	0	0	0	0	0	0	0	0	0	0	0	0	.222
Mar 12	at Texas Tech	*of	2	1	0	1	0	0	0	2	0	0	0	0	0	0	2	2	0	0	.182
Mar 15	ST. THOMAS	ph	1	0	0	0	0	0	0	0	0	0	0	0	0	0	1	0	0	0	.167
Mar 19	SOUTH DAKOTA STA	*c	0	0	0	0	0	0	0	0	0	0	0	0	0	0	0	2	0	0	.167
Mar 22	GRAND VIEW	*of	4	1	1	0	0	0	0	1	0	0	0	0	0	0	0	2	0	0	.188
Mar 24	WESTERN MICHIGAN	*of	2	1	1	0	0	0	0	1	0	0	0	1	0	0	0	0	0	0	.222
Mar 25	WESTERN MICHIGAN	*of	4	1	2	3	0	0	0	0	0	0	1	0	0	0	2	1	0	0	.273
Mar 25	WESTERN MICHIGAN	*of	3	1	2	1	0	0	0	2	0	0	0	0	0	0	1	1	0	0	.320
Mar 28	at Illinois State	*of	2	0	0	0	0	0	0	0	0	0	0	0	0	0	2	2	0	0	.296
Mar 31	MARYLAND	ph	0	0	0	0	0	0	0	1	0	0	0	0	0	0	0	0	0	0	.296
Apr 01	MARYLAND	*of	1	0	0	0	0	0	0	3	0	1	0	0	0	0	1	3	0	0	.286
Apr 02	MARYLAND	*of	4	1	1	0	0	0	0	1	0	0	0	0	0	0	2	2	0	0	.281
4/5/2023	at Bradley	*c	3	1	1	1	0	0	0	1	0	0	0	2	0	0	1	0	0	0	.286
Apr 07	at Indiana	*of	4	1	0	0	0	0	0	1	0	0	0	0	0	0	1	1	0	0	.256
Apr 08	at Indiana	*of	3	0	0	0	0	0	0	0	0	0	0	0	0	0	3	1	0	0	.238
Apr 09	at Indiana	*of	4	0	0	0	0	0	0	1	0	0	0	0	0	0	1	1	0	0	.217
Apr 12	MILWAUKEE	*of	3	0	2	0	2	0	0	0	0	0	0	0	0	0	0	4	0	0	.245
Apr 14	at Minnesota-1	*of	4	0	1	0	0	0	0	0	0	0	0	0	0	0	1	1	1	0	.245
Apr 14	at Minnesota-2	*of	5	0	2	2	1	0	0	0	0	0	0	0	0	0	2	0	0	0	.259
Apr 15	at Minnesota	*of	5	3	2	2	0	0	1	2	0	0	0	0	0	0	2	2	0	0	.270
Apr 18	at UIC Flames	*of	1	2	0	0	0	0	0	2	0	0	1	0	0	0	1	1	0	0	.266
Apr 19	BRADLEY	*of	4	1	1	0	0	0	0	0	0	0	1	0	0	0	2	1	0	0	.265
Apr 21	NEBRASKA	*of	3	3	1	0	0	0	0	2	0	0	0	0	0	0	2	2	0	0	.268
Apr 22	NEBRASKA	*of	3	1	1	2	0	0	1	2	0	0	0	0	0	0	2	0	0	0	.270
Apr 23	NEBRASKA	*of	4	0	1	1	0	0	0	0	0	0	0	0	1	0	1	0	0	0	.269
Apr 25	UPPER IOWA	*of	1	2	1	1	0	0	0	0	0	0	1	0	0	0	0	0	0	0	.278
Apr 29	at Penn State-1	*of	5	2	2	2	0	0	0	0	0	0	0	0	1	0	1	2	0	0	.286
Apr 29	at Penn State-2	*of	3	0	0	0	0	0	0	2	0	0	0	0	0	0	0	3	0	0	.276
May 02	ILLINOIS STATE	*of	2	1	1	1	0	0	0	2	0	0	0	1	0	0	1	1	0	0	.281
May 05	OHIO STATE	*of	2	3	0	0	0	0	0	3	0	0	1	0	0	0	1	0	0	1	.275
May 06	OHIO STATE	*of	3	2	1	0	0	0	0	1	0	0	0	0	0	0	1	0	0	0	.277
May 07	OHIO STATE	*of	5	0	0	0	0	0	0	0	0	0	0	0	0	0	2	1	0	0	.263
May 12	MICHIGAN STATE	*dh	5	0	1	1	0	0	0	0	0	0	0	0	0	0	1	0	0	0	.260
May 13	MICHIGAN STATE	*of	4	2	2	2	1	0	1	0	0	0	0	0	1	0	2	2	1	0	.269
May 14	MICHIGAN STATE	*dh	3	1	1	0	0	1	0	1	0	0	0	0	0	0	1	0	0	0	.270
May 18	at Northwestern	*dh/c	5	1	1	0	0	0	0	1	1	0	0	0	0	0	2	0	0	0	.267
May 19	at Northwestern	*dh	5	2	2	0	2	0	0	0	1	0	0	0	0	0	1	0	0	0	.273
May 20	at Northwestern	*dh	4	1	1	1	0	0	0	1	0	0	0	0	0	0	2	0	0	0	.272
Totals			36gs	125	41	34	22	6	1	3	36	4	1	8	4	3	1	47	41	1	.272

On base pct. .453 • Slugging pct. .408

CAREER-HIGHS

AB: 5, 6x, LAST VS. OHIO STATE, 5/7/23
H: 3 VS. INDIANA, 5/19/22
R: 4 VS. INDIANA, 5/19/22
2B: 2, 2x, LAST AT NORTHWESTERN, 5/19/23
3B: 1 VS. MICHIGAN STATE, 5/14/23
HR: 1, 2x, LAST VS. NEBRASKA, 4/22/23
RBIs: 3, VS. WESTERN MICHIGAN, 3/25/23
BB: 3, 2x, LAST VS. OHIO STATE, 5/5/23
SB: 2, 2x, LAST VS. COE, 5/7/23

HIGHLIGHTS

- Has lead off the past 21 games
- Went 2-for-4 with a home run and two RBIs against Michigan State (5/13)
- Started 21 games in 2022 -- seven at second base, eight at third base and six in left field -- and appeared in 33 contests... hit .234 (18-of-72) with 23 runs and 15 RBIs... hit .364 (4-of-11) with six runs against Indiana (5/19-21)... went 3-for-4 with four runs and two RBIs in series opener against Hoosiers (5/19)... drove in four runs during the Purdue series (5/6-8)... went 1-for-3 with two RBIs in game one and 1-for-4 with two RBIs in game three... hit .429 (3-of-7) with three runs and two RBIs against Minnesota (4/15-17)... tallied his first career multi-hit game, finishing 2-for-4 with two RBIs in series finale against the Gophers (4/17)... went 1-for-4 and drove in a pair of runs in road win at Milwaukee (4/12)... had his first extra base hit -- a double -- in game two against Illinois (4/9)... went 1-for-2 with a run and steal against St. Thomas (3/21)... made his first career start against Cornell College (3/2), finishing 1-for-3 with a run and RBI -- his firsts in all three categories... made his Hawkeye debut against Ball State (2/19)
- Rated as the No. 70 incoming recruit in the Big Ten by Perfect Game... three-time all-state selection... Des Moines Register All-Iowa Elite Team honoree... holds Johnston and Iowa state record, scoring 75 runs as a senior... grandson of legendary Grand View head coach, Lou Yacinich, and cousin of former Hawkeye Jake Yacinich

CAREER STATS

YEAR	AVG.	G-GS	AB	R	H	2B	3B	HR	RBIS	BB	HBP	SO	SB-A
2022	.234	33-21	77	23	18	2	0	0	15	19	4	19	4-4
2023	.272	44-36	125	41	34	6	1	3	22	36	8	47	4-5
TOTALS	.257	77-57	202	64	52	8	1	3	37	55	12	66	8-9

20 MARCUS MORGAN

So. • RHP • 6-2 • 200 • L/R
Iowa City, Iowa • Iowa City West HS



GAME-BY-GAME STATS

On base pct. .000 • Slugging pct. .000

#20 Morgan, Marcus - 14 appearances (All games)

Date	Opponent	GS	IP	H	R	ER	BB	SO	2B	3B	HR	WP	BK	HBP	IBB	Score	W-L	Sv	ERA	NP
Feb 19	vs Quinnipiac	*	4.0	3	0	0	0	1	0	0	0	0	0	0	2	0	10-0	0	0.00	50
Feb 26	vs Kansas State	*	3.1	4	4	4	3	4	1	0	0	1	1	0	0	6-5	0-0	0	4.91	76
Mar 04	at South Alabama	*	4.0	3	2	2	3	7	0	0	0	1	0	0	0	6-2	0-0	0	4.76	83
Mar 12	at Texas Tech	*	4.0	3	5	5	4	3	0	0	1	0	0	1	0	10-9	0-0	0	6.46	87
Mar 19	SOUTH DAKOTA STA	*	3.0	2	2	2	3	4	1	0	0	1	0	1	0	12-2	0-0	0	6.38	72
Mar 24	WESTERN MICHIGAN	*	2.1	2	3	2	3	6	1	0	0	0	0	1	0	9-3	0-0	0	6.53	63
Apr 01	MARYLAND	*	1.1	2	2	2	0	1	1	0	0	0	0	1	0	4-7	0-1	0	6.95	25
Apr 08	at Indiana	*	5.0	1	0	0	2	7	0	0	0	0	0	0	0	0-2	0-1	0	5.67	79
Apr 14	at Minnesota-2	*	5.0	3	2	2	5	5	1	0	0	4	0	1	0	7-2	1-1	0	5.34	93
Apr 22	NEBRASKA	*	6.0	3	0	0	1	5	0	0	0	0	0	2	0	8-0	2-1	0	4.50	86
Apr 29	at Penn State-2	*	1.1	1	4	4	5	1	0	0	1	1	0	0	0	4-8	2-2	0	5.26	35
May 06	OHIO STATE	*	5.0	3	2	2	6	7	0	0	1	2	0	1	0	15-3	3-2	0	5.08	93
May 12	MICHIGAN STATE	*	6.0	0	0	0	4	6	0	0	0	0	0	1	0	9-0	4-2	0	4.47	96
May 18	at Northwestern	*	4.0	3	0	0	3	5	0	0	0	0	0	0	0	15-3	4-2	0	4.14	68
Totals			12	54.1	33	26	25	42	62	5	0	3	10	1	11	0 115-46	4-2	0	4.14	-

CAREER-HIGHS

IP: 6.0, 2x, LAST VS. MICHIGAN STATE, 5/12/23

SO: 7, 3x, LAST VS. OHIO STATE, 5/6/23

BB: 6 vs. OHIO STATE, 5/6/23

HIGHLIGHTS

- Recorded seven strikeouts in two games this season
- Started 12 games for the Hawkeyes this season
- Threw six no-hit innings against Michigan State (5/12).
- Was Iowa's Sunday starter to start the 2022 season... first freshman to open the season in the starting rotation under head coach Rick Heller... named D1Baseball.com's Big Ten Preseason Freshman of the Year and the top impact freshman in the conference... went 0-0 with a 7.63 ERA in 10 appearances (three starts), logging 15 1/3 innings... had 26 strikeouts and 21 walks... made first career start against Bucknell (2/20), tossing four shutout innings and fanning six in a no-decision.
- Rated as the 14th-best incoming recruit in the Big Ten and the No.325 recruit nationally by Perfect Game... ranked as the No. 12 player in the Big Ten for the 2024 MLB Draft by Perfect Game... multi-sport athlete... received Division I offers in baseball, basketball and football (quarterback).

CAREER STATS

YEAR	ERA	W-L	APP	GS	CG	SHO	SV	IP	H	R	ER	BB	SO
2022	7.63	0-0	10	3	0	0/1	0	15.1	17	15	13	21	26
2023	4.14	4-2	14	12	0	0/3	0	54.1	33	26	25	42	62
TOTALS	4.91	4-2	24	15	0	0/4	0	69.2	50	41	38	63	88

Instagram: [UIBaseball](#)




Twitter: [@UIBaseball](#)



Facebook: [iowabaseball](#)

24 BRENNEN DORIGHI

Graduate Student • UTIL • 6-2 • 225 • L/R
Cherry Hills, Colo. • Wofford • Cherry Creek HS



GAME-BY-GAME STATS

#24 Dorighi, Brennen - 52 games (All games)

Date	Opponent	Pos	AB	R	H	RBI	2B	3B	HR	BB	SB	CS	HBP	SAC	SF	GDP	K	PO	A	E	Avg	
Feb 17	vs Indiana State	*1b	4	1	1	0	0	0	0	1	0	0	0	0	0	0	2	5	1	0	.250	
Feb 18	vs Quinnipiac	*1b	3	2	2	0	0	0	0	0	0	0	0	0	0	0	1	7	0	0	.429	
Feb 19	vs Quinnipiac	*1b	3	1	1	2	0	0	1	0	0	0	0	0	0	0	0	6	1	0	.400	
Feb 24	vs Sam Houston	*1b	3	0	0	0	0	0	0	1	0	0	0	0	0	0	2	11	2	0	.308	
Feb 25	vs LSU	*1b	4	2	3	5	2	0	1	1	0	0	0	0	0	0	2	7	0	0	.412	
Feb 26	vs Kansas State	*1b	5	1	1	0	1	0	0	0	0	0	0	0	0	0	2	12	0	0	.364	
Feb 28	LORAS	*1b	5	3	3	2	1	0	1	0	1	0	0	0	0	0	0	6	0	0	.407	
Mar 03	vs Southern	*of/1b	4	2	2	4	1	0	0	2	0	0	0	0	0	0	0	4	0	0	.419	
Mar 04	at South Alabama	*1b	4	0	1	2	0	0	0	0	0	0	0	0	0	0	2	5	1	0	.400	
Mar 05	vs Pepperdine	*1b	4	0	1	1	0	0	0	1	0	0	0	0	0	0	1	11	0	0	.385	
Mar 07	COE COLLEGE	*1b	2	0	1	1	0	0	0	1	1	0	0	0	1	0	0	5	0	0	.390	
Mar 10	at Texas Tech	*1b	4	1	2	0	0	0	0	0	1	0	0	0	0	0	0	9	0	0	.400	
Mar 11	at Texas Tech	*1b	5	0	0	0	0	0	0	0	0	0	0	0	0	0	2	6	0	0	.360	
Mar 12	at Texas Tech	*1b	5	1	3	1	0	0	0	0	0	0	0	0	0	0	2	9	0	0	.382	
Mar 15	ST THOMAS	*1b	4	2	2	1	0	0	0	0	1	0	1	0	0	0	0	11	1	1	.390	
Mar 17	SOUTH DAKOTA STA	*1b	5	1	1	1	0	0	0	0	0	0	0	0	0	0	2	6	0	0	.375	
Mar 19	SOUTH DAKOTA STA	*1b	4	1	1	1	0	0	0	1	1	0	0	0	0	0	1	2	0	0	.368	
Mar 19	SOUTH DAKOTA STA	*1b	2	1	1	0	1	0	0	1	0	0	0	0	0	0	0	5	0	0	.371	
Mar 22	GRAND VIEW	*1b	2	3	2	0	1	0	0	1	0	0	1	0	0	0	0	6	0	0	.389	
Mar 24	WESTERN MICHIGAN	*1b	3	0	1	2	0	0	0	2	0	0	0	0	0	0	0	9	0	0	.387	
Mar 25	WESTERN MICHIGAN	*1b	3	1	0	0	0	0	0	2	0	0	0	0	0	0	0	5	0	0	.372	
Mar 25	WESTERN MICHIGAN	*1b	2	3	2	3	0	0	0	1	0	0	0	0	0	0	0	1	1	0	.387	
Mar 28	at Illinois State	*1b	4	0	0	0	0	0	0	0	0	0	0	0	0	0	2	5	1	0	.369	
Mar 31	MARYLAND	*1b	4	2	2	0	0	0	0	1	0	0	0	0	0	0	1	2	0	0	.375	
Apr 01	MARYLAND	*1b	4	1	1	3	0	0	1	1	0	0	0	0	0	0	1	10	0	0	.370	
Apr 02	MARYLAND	*1b	3	3	1	1	0	0	0	2	0	0	0	0	0	0	2	4	0	0	.368	
4/5/2023	at Bradley	*	3	0	0	0	0	0	0	2	0	0	0	0	0	0	2	5	0	0	.357	
Apr 07	at Indiana	*1b	3	3	2	1	1	0	1	1	0	0	1	0	0	0	0	9	1	0	.366	
Apr 08	at Indiana	*1b	4	0	1	0	1	0	0	0	0	0	0	0	0	0	2	8	2	0	.362	
Apr 09	at Indiana	*1b	4	1	0	0	0	0	0	0	1	0	0	0	0	0	0	8	1	0	.349	
Apr 12	MILWAUKEE	*of	2	1	0	0	0	0	0	2	0	0	0	0	0	0	1	1	0	0	.342	
Apr 14	at Minnesota-1	*of/1b	4	1	1	0	0	0	0	0	0	0	0	0	0	0	2	1	0	0	.339	
Apr 14	at Minnesota-2	*1b	4	1	0	0	0	0	0	1	0	0	0	0	0	0	3	7	2	0	.328	
Apr 15	at Minnesota	*1b	4	2	2	0	1	0	0	0	1	0	1	0	0	0	1	5	0	0	.333	
Apr 18	at UIC Flames	*1b	3	0	0	1	0	0	0	0	0	1	0	0	0	0	0	1	7	0	.325	
Apr 19	BRADLEY	*1b	5	2	2	1	0	0	1	0	0	0	0	0	0	0	3	7	1	0	.328	
Apr 21	NEBRASKA	*1b	3	0	1	1	0	0	0	1	0	0	1	0	0	0	0	1	6	0	.328	
Apr 22	NEBRASKA	*1b	5	1	2	0	0	0	0	0	0	0	0	0	0	0	1	9	0	0	.331	
Apr 23	NEBRASKA	*1b	5	1	1	1	0	0	1	0	0	0	0	0	0	0	0	9	0	0	.326	
Apr 25	UPPER IOWA	*1b	2	2	2	3	1	0	0	1	0	0	0	0	0	0	0	3	0	0	.336	
Apr 29	at Penn State-1	*1b	6	1	2	0	1	0	0	0	0	0	0	0	0	1	2	8	2	1	.336	
Apr 29	at Penn State-2	*1b	4	1	2	2	1	0	0	0	0	0	1	0	0	0	1	4	0	0	.340	
May 02	ILLINOIS STATE	*1b	4	2	3	4	0	0	2	0	0	0	0	0	0	0	1	9	0	0	.350	
May 05	OHIO STATE	*1b	3	1	1	6	0	0	1	2	0	1	0	0	0	0	1	6	4	0	.350	
May 06	OHIO STATE	*1b	4	2	3	2	2	0	0	1	0	0	0	0	0	0	0	4	1	0	.359	
May 07	OHIO STATE	*1b	4	0	1	0	1	0	0	1	0	0	0	0	0	0	0	5	2	0	.357	
May 12	MICHIGAN STATE	*1b	4	0	0	0	0	0	0	1	0	0	0	0	0	0	1	4	2	0	.349	
May 13	MICHIGAN STATE	*1b	4	2	2	3	0	0	2	1	0	0	0	0	0	0	1	6	0	0	.352	
May 14	MICHIGAN STATE	*1b	4	1	2	1	2	0	0	0	0	0	0	0	0	0	0	6	0	0	.355	
May 18	at Northwestern	*1b	3	1	1	1	0	0	0	1	1	0	0	0	0	0	0	6	0	0	.355	
May 19	at Northwestern	*1b	5	0	0	1	0	0	0	0	0	0	0	0	0	0	1	8	1	0	.346	
May 20	at Northwestern	*1b	3	2	2	2	1	0	1	0	0	0	0	0	0	0	0	7	0	0	.351	
Totals			52gs	194	60	68	60	19	0	13	36	7	2	7	0	1	1	50	327	28	2	.351

On base pct. .466 • Slugging pct. .649

CAREER-HIGHS

AB: 6, 3x, LAST AT PENN STATE, 4/29/23

H: 4 AT DALLAS BAPTIST, 4/2/22

R: 3, 5x, LAST VS. INDIANA, 4/7/23

2B: 2, 3x, LAST VS. OHIO STATE, 5/5/23

3B: 1, 3x, VS. GEORGE MASON, 2/18/22

HR: 2, 3x, LAST VS. MICHIGAN STATE, 5/13/23

RBI: 6, 2x, LAST VS. OHIO STATE, 5/5/23

BB: 3 AT VMI, 5/21/22

SB: 1, 7x, LAST AT NORTHWESTERN, 5/18/23

HIGHLIGHTS

- Team Captain... has started every game for the Hawkeyes
 - Went 3-4 with five RBIs, two runs, and two doubles, and a home run in win over LSU (2/25)
 - Hit two homeruns against Illinois State (5/2) and Michigan State (5/13)
 - Spent 2019-2022 At Wofford
 - In 2022 he was a First-team All-Southern Conference selection by coaches and media... Named to SoCon All-Tournament team
- Two-time SoCon Player of the Week honoree... Played in 56 games with 51 starts, including 41 at designated hitter and 10 in left field... Batted .339 with 65 hits, nine home runs, 39 runs and 53 RBIs... Was second on team in RBIs and third in batting average and home runs... Against George Mason (2/19), reached base four times with two hits and two walks, driving home a run ... Had three hits against Kennesaw State (3/9) with a double and an RBI Against Lafayette (3/13), knocked in three runs with two hits, including his first homer of the season... Had two hits and an RBI against Gardner-Webb (3/25) and three hits with an RBI the next day at Gardner-Webb (3/26)... At Dallas Baptist (4/2), tallied four hits with a homer and two doubles, driving in three runs... Recorded three RBIs the next day at Dallas Baptist (4/3) with a homer... At Presbyterian (4/19), launched a homer and knocked a double as part of three hits, collecting four RBIs At Mercer (4/24), tallied three hits with a home run, driving in two runs... Recorded a two-homer game at Samford (5/1), driving home four runs Recorded three RBIs on two hits against Western Carolina (5/13)... In the SoCon Tournament against Samford (5/28), collected three hits, including a double, with an RBI... graduated from Wofford with a degree in finance and accounting. Grandfather, Jack Sturdy, played baseball with the St. Louis Cardinals organization.

CAREER STATS

YEAR	AVG.	G-GS	AB	R	H	2B	3B	HR	RBI	BB	HBP	SO	SB-A
2019*	.111	5-0	9	1	1	1	0	0	0	1	0	5	0-0
2020*	.333	9-0	6	2	2	0	0	1	6	0	0	2	0-0
2021*	.297	48-30	111	17	33	8	0	3	26	19	1	38	1-2
2022*	.339	56-51	192	39	65	12	1	9	53	21	1	43	9-9
2023	.351	52-52	194	60	68	19	0	13	60	36	7	50	7-9
TOTALS	.330	170-133	512	119	169	40	1	26	145	77	9	138	17-20

Instagram: UIBaseball



Twitter: @UIBaseball




Facebook: iowabaseball

25 JACK WHITLOCK

So. • RHP • 6-2 • 205 • L/R

Cumming, Ga. • Hutchinson CC • Eastern Kentucky • Johns Creek



GAME-BY-GAME STATS

#25 Whitlock, Jack - 14 appearances (All games)

Date	Opponent	GS	IP	H	R	ER	BB	SO	2B	3B	HR	WP	BK	HBP	IBB	Score	W-L	Sv	ERA	NP
Feb 28	LORAS		1.0	0	0	0	0	0	0	0	0	0	0	0	0	9-2	1-0	0	0.00	11
Mar 07	COE COLLEGE		1.0	0	0	0	0	2	0	0	0	0	0	0	0	8-2	2-0	0	0.00	11
Mar 10	at Texas Tech		0.2	1	4	1	2	0	0	0	0	1	0	0	0	5-17	2-0	0	3.38	26
Mar 22	GRAND VIEW		1.0	1	0	0	0	0	0	0	0	0	0	0	0	12-1	2-0	0	2.45	4
Mar 24	WESTERN MICHIGAN		0.2	0	0	0	0	0	0	0	0	0	0	0	0	9-3	2-0	0	2.08	3
4/5/2023	at Bradley		1.1	0	0	0	0	3	0	0	0	0	0	0	0	9-6	2-0	0	1.59	19
Apr 12	MILWAUKEE		0.2	0	0	0	0	0	0	0	0	0	0	0	0	12-1	2-0	0	1.42	6
Apr 15	at Minnesota		2.2	1	0	0	0	2	0	0	0	0	0	0	0	18-4	3-0	0	1.00	33
Apr 19	BRADLEY		2.0	0	0	0	0	1	0	0	0	0	0	0	0	6-1	3-0	0	0.82	19
Apr 21	NEBRASKA		2.1	2	0	0	0	5	0	0	0	0	0	1	0	11-6	4-0	0	0.68	38
Apr 29	at Penn State-1		5.1	2	1	0	1	5	0	0	0	1	0	0	0	9-6	5-0	0	0.48	68
May 05	OHIO STATE		2.1	2	2	2	2	3	1	0	0	0	0	0	0	16-9	6-0	0	1.29	48
May 14	MICHIGAN STATE		3.0	2	0	0	0	5	1	0	0	0	0	0	0	5-1	6-0	1	1.12	42
May 20	at Northwestern		2.0	0	0	0	0	1	0	0	0	0	0	1	0	10-0	6-0	1	1.04	26
Totals		1	26.0	11	7	3	5	27	2	0	0	2	0	2	0	139-59	6-0	1	1.04	-

CAREER-HIGHS

IP: 5.1 vs. PENN STATE, 4/29/23

SO: 5, 3x, LAST vs. MICHIGAN STATE, 5/14/23

BB: 2, 2x, LAST vs. OHIO STATE, 5/5/23

HIGHLIGHTS

- Threw two no-hit innings against Northwestern (5/20)
- Spent 2022 at Hutchinson CC...Second-team All-KJCCC selection... Went 8-3 with a 4.15 ERA in 15 starts as the team's No. 1 starter... Struck out 44 over 78 innings Tossed four complete games... Allowed 41 runs (36 earned) on 82 hits... Walked 22... Went 5-2 with a 3.33 ERA in eight Jayhawk West starts... Earned a postseason victory over Fort Scott... Best start came at Seward County, allowing one unearned run and five hits over seven innings in a 2-1 victory
- Has a twin brother, Ben who is a quarterback at West Georgia... Uncle, Jeremy Cummings, played 10 years in Minor League Baseball and was a member of the 2008 Olympic Baseball Team... Uncle, Jason Kaminski, was a linebacker at Marshall

CAREER STATS

YEAR	ERA	W-L	APP	GS	CG	SHO	SV	IP	H	R	ER	BB	SO
2023	1.04	6-0	14	1	0	0/1	1	26.0	11	7	3	5	27
TOTALS	1.04	6-0	14	1	0	0/1	1	26.0	11	7	3	5	27

Instagram: [UIBaseball](#)



Twitter: [@UIBaseball](#)



Facebook: [iowabaseball](#)

26 JARED SIMPSON

RS Sr. • LHP • 6-4 • 205 • L/L
Clinton, Iowa • Missouri • Iowa Western CC • Clinton HS



GAME-BY-GAME STATS

On base pct. .000 • Slugging pct. .000

#26 Simpson, Jared - 20 appearances (All games)

Date	Opponent	GS	IP	H	R	ER	BB	SO	2B	3B	HR	WP	BK	HBP	IBB	Score	W-L	Sv	ERA	NP
Feb 17	vs Indiana State		4.0	1	0	0	2	7	0	0	0	0	0	0	0	6-2	0-0	0	0.00	64
Feb 25	vs LSU		4.2	3	2	2	1	8	0	0	0	0	0	3	0	12-4	1-0	0	2.08	88
Mar 04	at South Alabama		4.0	1	0	0	2	2	0	0	0	0	0	3	0	6-2	2-0	0	1.42	53
Mar 10	at Texas Tech		2.0	5	6	6	3	2	1	0	0	2	0	1	0	5-17	2-0	0	4.91	75
Mar 15	ST. THOMAS		1.0	0	0	0	1	2	0	0	0	0	0	0	0	10-1	2-0	0	4.60	19
Mar 19	SOUTH DAKOTA STA		4.0	1	0	0	1	10	0	0	0	0	0	0	0	12-2	3-0	0	3.66	58
Mar 25	WESTERN MICHIGAN	*	2.2	6	5	5	2	6	3	0	0	0	0	1	0	13-8	3-0	0	5.24	73
Mar 31	MARYLAND		2.1	3	5	5	3	1	0	0	2	0	0	1	0	9-10	3-1	0	6.57	54
4/5/2023	at Bradley		0.2	1	1	1	1	2	0	0	0	2	0	0	0	9-6	3-1	0	6.75	21
Apr 12	MILWAUKEE		1.0	2	0	0	0	1	0	0	0	0	0	0	0	12-1	3-1	0	6.49	18
Apr 15	at Minnesota		1.0	0	0	0	0	2	0	0	0	0	0	0	0	18-4	3-1	0	6.26	14
Apr 19	BRADLEY		2.0	2	1	1	0	3	0	0	1	0	0	0	0	6-1	4-1	0	6.14	29
Apr 23	NEBRASKA		1.0	0	0	0	0	0	0	0	0	0	0	1	0	6-1	4-1	0	5.93	14
Apr 25	UPPER IOWA		1.0	2	0	0	0	2	0	0	0	0	0	0	0	16-0	4-1	0	5.74	21
Apr 29	at Penn State-1		2.0	2	1	1	0	3	0	2	0	0	0	0	0	9-6	4-1	0	5.67	37
May 02	ILLINOIS STATE		1.0	1	0	0	1	3	0	0	0	1	0	0	0	7-4	4-1	0	5.50	25
May 05	OHIO STATE		1.2	3	3	1	1	3	0	0	0	1	0	0	0	16-9	4-1	0	5.50	53
May 07	OHIO STATE		0.1	1	2	2	1	1	0	0	0	0	0	1	0	2-5	4-1	0	5.94	16
May 12	MICHIGAN STATE		3.0	3	0	0	0	3	0	0	0	0	0	0	0	9-0	4-1	1	5.49	45
May 19	at Northwestern		2.0	3	2	2	1	2	1	0	1	0	0	0	0	4-6	4-2	1	5.66	44
Totals		1	41.1	40	28	26	20	63	5	2	4	6	0	11	0	187-89	4-2	1	5.66	-

CAREER-HIGHS

IP: 4.2 vs. LSU, 2/25/23

SO: 10 vs. SOUTH DAKOTA STATE, 3/19/23

BB: 3, 3x, LAST vs. MARYLAND, 3/31/23

HIGHLIGHTS

- Team Captain
- In 2022 Went 0-1 with a 4.11 ERA in 13 appearances (one start)... had 23 strikeouts (to 13 walks) over 15 1/3 innings... pitched an inning in the combined shutout win over Indiana (5/20)... punched out four and allowed one hit in two innings at Bradley (4/6)... allowed one hit over 1 1/3 innings and fanned three against No. 12 Texas Tech (3/19)... made his Hawkeye debut and first start against Loras College (3/1), allowing three runs on five hits with four strikeouts.
- Transfer from Missouri... was a first-team all-region selection at Iowa Western CC in 2020... led the Reivers to the NJCAA World Series, where they were the runner-up.

CAREER STATS

YEAR	ERA	W-L	APP	GS	CG	SHO	SV	IP	H	R	ER	BB	SO
2022	4.11	0-1	13	1	0	0/1	0	15.1	12	8	7	13	23
2023	5.66	4-2	20	1	0	0/2	1	41.1	40	28	26	20	63
TOTALS	7.11	4-3	39	3	0	0/3	1	63.1	207	54	50	43	92

Instagram: [UIBaseball](#)



Twitter: [@UIBaseball](#)



Facebook: [iowabaseball](#)

27 TY LANGENBERG

Jr. • RHP • 6-2 • 190 • R/R
Urbandale, Iowa • Urbandale HS



GAME-BY-GAME STATS

On base pct. .000 • Slugging pct. .000

#27 Langenberg, Ty - 15 appearances (All games)

Date	Opponent	GS	IP	H	R	ER	BB	SO	2B	3B	HR	WP	BK	HBP	IBB	Score	W-L	Sv	ERA	NP
Feb 17	vs Indiana State	*	5.0	5	2	2	2	6	4	1	0	0	0	0	0	6-2	0-0	0	3.60	76
Feb 24	vs Sam Houston	*	4.2	9	3	3	1	6	3	0	0	1	0	0	0	0-6	0-1	0	4.66	89
Mar 03	vs Southern	*	5.0	6	4	3	6	4	1	1	0	0	0	0	0	20-8	1-1	0	4.91	90
Mar 10	at Texas Tech	*	2.0	5	3	3	1	1	0	0	1	0	0	0	0	5-17	1-2	0	5.94	57
Mar 15	ST. THOMAS	*	1.0	1	0	0	0	0	1	0	0	0	1	0	0	10-1	1-2	0	5.60	22
Mar 19	SOUTH DAKOTA STA	*	4.0	2	0	0	0	6	0	0	0	0	1	0	0	5-3	2-2	0	4.57	54
Mar 25	WESTERN MICHIGAN	*	5.0	7	2	2	0	10	2	0	0	0	0	1	0	21-6	3-2	0	4.39	95
Apr 02	MARYLAND	*	4.1	8	6	6	2	7	1	0	2	0	0	0	0	12-8	3-2	0	5.52	81
Apr 09	at Indiana	*	5.1	6	0	0	3	2	1	0	0	0	0	1	0	2-4	3-2	0	4.71	79
Apr 15	at Minnesota	*	4.1	6	4	3	5	5	1	0	1	1	0	0	0	18-4	3-2	0	4.87	95
Apr 23	NEBRASKA	*	7.0	3	1	1	2	9	0	0	1	0	0	1	0	6-1	4-2	0	4.34	94
May 02	ILLINOIS STATE	*	1.0	2	1	1	0	1	1	0	0	0	0	0	0	7-4	5-2	0	4.44	10
May 07	OHIO STATE	*	6.1	4	3	3	3	7	0	0	1	0	0	1	0	2-5	5-3	0	4.42	100
May 13	MICHIGAN STATE	*	5.0	4	2	2	3	3	2	0	0	1	0	2	0	8-6	5-3	0	4.35	88
May 19	at Northwestern	*	4.0	6	3	3	0	3	0	0	1	0	0	0	0	4-6	5-3	0	4.50	72
Totals		13	64.0	74	34	32	28	71	16	2	7	5	0	8	0	126-81	5-3	0	4.50	-

CAREER-HIGHS

IP: 7.0, 2x, LAST VS. NEBRASKA, 4/23/23

SO: 11 AT MICHIGAN, 4/3/22

BB: 6 VS. SOUTHERN ALABAMA, 3/3/23

HIGHLIGHTS

- Team Captain
- Preseason Big Ten Pitcher of the Year by Perfect Game and D1Baseball
- In 2022 he went 7-2 with a 3.71 ERA in 14 appearances (12 starts), logging 63 innings... had 74 strikeouts to 23 walks... had seven or more strikeouts in five games... tied for second in Big Ten in fewest runs allowed (28), tied for fourth in wins (7), tied for sixth in fewest earned runs (26), eighth in fewest walks (23), ninth in ERA (3.71) and tied for ninth in fewest hits allowed (60)... notched his seventh victory, allowing three runs on three hits over 5 2/3 innings against Penn State (5/28)... tallied his sixth win, tossing five shutout innings, scattering four hits and fanning four against Indiana (5/21)... notched his fifth win, tossing a career-best seven innings, allowing one run on five hits and fanning seven in the series-clinching win over Purdue (5/8)... scattered three hits and allowed one unearned run over five innings in a no-decision at Nebraska (5/1)... earned his fourth win, tossing 5 2/3 shutout innings, scattering five hits and fanning a career-high 11 batters at Michigan (4/3)... gave up one run on five hits and fanned seven over four innings against Central Michigan (3/27)... allowed one run on three hits and struck out a career-high 10 in a no-decision against No. 12 Texas Tech (3/20)... tallied his third straight win (in his first career start), allowing two runs on seven hits over five innings at UC Irvine (3/13)... earned his second win, allowing two runs on three hits and fanning eight in a career-long 5 2/3 innings against Washington State (3/6) at the Frisco Classic... did not pitch in Corpus Christi due to forearm tightness... earned his first career win, pitching 3 2/3 innings of shutout relief, scattering two hits and fanning four against Bucknell (2/20).
- Top 500 prospect by Perfect Game coming out of Urbandale High School... struck out 100 over 71 1/3 innings and allowed just 45 hits in 2019 en route to IHSBCA Super Team honors.

CAREER STATS

YEAR	ERA	W-L	APP	GS	CG	SHO	SV	IP	H	R	ER	BB	SO
2021	5.23	0-0	8	0	0	0/1	0	10.1	13	6	6	3	8
2022	3.71	7-2	14	12	0	0/1	0	63.0	60	28	26	23	74
2023	4.50	5-3	15	13	0	0/0	0	64.0	74	34	32	28	71
TOTALS	4.19	12-5	37	25	0	0/2	0	137.1	147	68	64	54	153

Instagram: [UIBaseball](#)




Twitter: [@UIBaseball](#)



Facebook: [iowabaseball](#)

28 RAIDER TELLO

RS So. • IF • 6-0 • 205 • R/R
El Monte, Calif. • Pasadena City • Portland • Arcadia



GAME-BY-GAME STATS

#28 Tello, Raider - 51 games (All games)

Date	Opponent	Pos	AB	R	H	RBI	2B	3B	HR	BB	SB	CS	HBP	SAC	SF	GDP	K	PO	A	E	Avg
Feb 17	vs Indiana State	*3b	5	1	1	0	0	0	0	0	0	0	0	0	0	0	1	1	0	0	.200
Feb 18	vs Quinnipiac	*3b	4	0	1	0	0	0	0	0	0	0	1	0	0	0	0	0	0	0	.222
Feb 19	vs Quinnipiac	*3b	5	1	1	0	1	0	0	0	0	0	0	0	0	0	0	0	1	0	.214
Feb 24	vs Sam Houston	*3b	4	0	2	0	0	0	0	0	0	0	0	0	0	0	1	1	0	0	.278
Feb 25	vs LSU	*3b	5	2	2	0	0	0	0	0	0	0	0	0	0	0	0	0	1	1	.304
Feb 26	vs Kansas State	*3b	4	1	1	0	0	0	0	1	0	0	0	0	0	0	0	0	2	0	.296
Feb 28	LORAS	*3b	5	1	3	1	0	0	0	0	1	0	0	0	0	0	1	1	2	0	.344
Mar 03	vs Southern	*3b	3	3	0	0	0	0	0	2	0	0	1	0	0	0	1	0	0	0	.314
Mar 04	at South Alabama	*3b	4	0	0	0	0	0	0	1	0	0	0	0	0	0	0	0	2	0	.282
Mar 05	vs Pepperdine	*3b	3	0	0	0	0	0	0	3	0	0	0	0	0	0	0	0	4	0	.262
Mar 07	COE COLLEGE	*3b	5	1	2	1	0	0	0	0	0	0	0	0	0	0	0	0	1	0	.277
Mar 10	at Texas Tech	*3b	5	1	2	0	0	0	0	0	0	0	0	0	0	0	1	0	1	0	.288
Mar 11	at Texas Tech	*3b	4	0	0	0	0	0	0	0	0	0	0	0	0	0	1	0	0	0	.268
Mar 12	at Texas Tech	*3b	5	1	2	0	0	0	0	0	0	0	0	0	0	0	1	1	1	0	.279
Mar 15	ST. THOMAS	*3b	5	1	2	2	0	0	0	0	0	0	0	0	0	0	1	0	0	0	.288
Mar 17	SOUTH DAKOTA STA	*3b	4	0	1	1	1	0	0	0	0	0	0	0	0	0	1	1	1	0	.286
Mar 19	SOUTH DAKOTA STA	*3b	3	2	1	1	0	0	0	1	0	0	0	0	0	0	2	1	0	0	.288
Mar 19	SOUTH DAKOTA STA	*3b	2	1	1	2	0	0	1	1	0	0	0	0	0	0	0	0	4	0	.293
Mar 22	GRAND VIEW	*3b	6	1	3	1	2	0	0	0	0	0	0	0	0	0	1	0	2	0	.309
Mar 24	WESTERN MICHIGAN	*3b	5	0	1	1	0	0	0	0	0	0	0	0	0	0	1	0	0	1	.302
Mar 25	WESTERN MICHIGAN	*3b	4	2	2	0	1	0	0	1	0	0	0	0	0	0	0	2	4	0	.311
Mar 25	WESTERN MICHIGAN	*3b	5	3	5	5	2	0	0	0	0	0	0	0	0	0	0	1	0	0	.347
Mar 28	at Illinois State	*3b	4	1	1	0	0	0	0	0	0	0	0	0	0	0	1	0	0	1	.343
Mar 31	MARYLAND	*3b	4	1	2	2	0	0	0	1	0	0	0	0	1	0	0	1	1	0	.350
Apr 01	MARYLAND	*3b	5	0	0	0	0	0	0	0	0	0	0	0	0	0	2	1	0	0	.333
Apr 02	MARYLAND	*3b	4	1	2	2	0	0	0	0	0	0	1	0	0	0	2	1	0	0	.339
4/5/2023	at Bradley	*	2	1	0	2	0	0	0	3	0	0	0	0	0	0	0	1	2	0	.333
Apr 07	at Indiana	*3b	4	1	2	2	0	0	0	1	0	1	0	0	0	0	1	0	3	0	.339
Apr 08	at Indiana	*3b	4	0	0	0	0	0	0	0	0	0	0	0	0	0	1	1	2	0	.328
Apr 09	at Indiana	*3b	0	0	0	0	0	0	0	1	0	0	1	0	0	0	0	0	1	0	.328
Apr 14	at Minnesota-1	*3b	2	1	0	0	0	0	0	2	0	0	0	0	0	0	0	1	2	0	.323
Apr 14	at Minnesota-2	*3b	3	0	0	0	0	0	0	1	0	0	0	0	0	0	0	1	0	0	.315
Apr 15	at Minnesota	*3b	5	2	0	0	0	0	0	1	0	0	1	0	0	0	0	2	1	0	.303
Apr 18	at UIC Flames	*3b	3	0	1	0	1	0	0	0	0	0	0	0	0	0	0	0	0	0	.304
Apr 19	BRADLEY	*3b	5	1	2	3	0	0	1	0	0	0	0	0	0	0	1	1	0	0	.307
Apr 21	NEBRASKA	*3b	3	1	0	2	0	0	0	2	0	0	0	0	0	0	1	0	1	0	.301
Apr 22	NEBRASKA	*3b	4	1	2	3	1	0	0	1	0	0	0	0	0	0	0	2	2	0	.306
Apr 23	NEBRASKA	*3b	4	0	2	0	0	0	0	1	0	0	0	0	0	0	0	0	1	0	.311
Apr 25	UPPER IOWA	*3b	2	2	0	3	0	0	0	2	0	0	0	0	1	0	0	0	0	0	.307
Apr 29	at Penn State-1	*3b	6	0	3	2	0	0	0	0	0	0	0	0	0	0	1	0	2	0	.314
Apr 29	at Penn State-2	*3b	5	0	1	1	1	0	0	0	0	0	0	0	0	0	2	1	1	0	.311
May 02	ILLINOIS STATE	*3b	4	0	0	0	0	0	0	0	0	0	0	0	0	0	1	0	1	0	.304
May 05	OHIO STATE	*3b	5	1	1	0	0	0	0	1	0	0	0	0	0	0	0	2	1	0	.301
May 06	OHIO STATE	*3b	6	1	2	0	1	0	0	0	0	0	0	0	0	0	1	0	1	0	.302
May 07	OHIO STATE	*3b	4	0	1	0	0	0	0	1	0	0	0	0	0	0	1	1	0	0	.301
May 12	MICHIGAN STATE	*3b	4	0	1	2	0	1	0	1	0	0	0	0	0	0	1	1	1	0	.299
May 13	MICHIGAN STATE	*3b	4	0	0	0	0	0	0	0	0	0	1	0	0	0	0	1	3	0	.293
May 14	MICHIGAN STATE	*3b	4	0	2	2	0	0	0	0	0	0	0	0	0	0	0	1	0	0	.297
May 18	at Northwestern	*3b	5	3	2	1	2	0	0	1	0	0	0	0	0	0	0	1	3	0	.300
May 19	at Northwestern	*3b	4	2	2	1	0	0	1	0	0	0	0	0	0	0	2	0	0	0	.304
May 20	at Northwestern	*3b	4	1	1	2	0	0	0	0	0	0	0	0	0	0	1	0	1	0	.303
Totals		51gs	208	43	63	45	13	1	4	29	1	1	6	0	2	0	32	30	55	5	.303

On base pct. .400 • Slugging pct. .433

CAREER-HIGHS

AB: 6, 3x, LAST VS. OHIO STATE, 5/6/23
H: 5 vs. WESTERN MICHIGAN, 3/25/23
R: 3, 2x, LAST VS. WESTERN MICHIGAN, 3/25/23
2B: 2, 3x, LAST AT NORTHWESTERN, 5/18/23
3B: 1 vs. MICHIGAN STATE, 5/12/23
HR: 1, 3x, LAST VS. BRADLEY, 4/19/23
RBIs: 5 vs. WESTERN MICHIGAN, 3/25/23
BB: 3, 2x, vs. BRADLEY, 4/5/23
SB: 1 vs. LORAS, 2/28/23

HIGHLIGHTS

- Started every game at third base for the Hawkeyes
- Spent 2022 at Pasadena City College ... ABCA All-America Pacific Association third-team All-American, first-team all-state (CCCBCA) and first-team all-conference in 2022
- Was named Pasadena's 2022 Male Athlete of the Year... Slashed .403/.454/.639 with 77 hits, 19 doubles, one triple, eight home runs, 53 RBIs and 42 runs scored
- Struck out 20 times with 14 walks... Had 22 multi-hit games and 15 multi-RBI games... Went 5-for-6 with two doubles, two singles and a home run and finished with four runs and seven RBIs in a win over LA Harbor, one of two games with five hits... Pasadena record holder for single season hits (77), doubles (19), RBIs (53) and at-bats (191)
- Led team to regional CCCBCA Playoffs... Team was ranked 15th in the state and finished fourth in South Coast Conference... Team went 28-15 — the most wins since 1951
- Given name is Dominick Raider Tello

CAREER STATS

YEAR	AVG.	G-GS	AB	R	H	2B	3B	HR	RBIS	BB	HBP	SO	SB-A
2023	.303	51-51	208	43	63	13	1	4	45	29	6	32	1-2
TOTALS	.303	51-51	208	43	63	13	1	4	45	29	6	32	1-2



29 JACK YOUNG

Jr. • RHP • 5-10 • 185 • R/R

LeClaire, Iowa • Parkland College • Pleasant Valley HS



GAME-BY-GAME STATS

#29 Young, Jack - 7 appearances (All games)

Date	Opponent	GS	IP	H	R	ER	BB	SO	2B	3B	HR	WP	BK	HBP	IBB	Score	W-L	Sv	ERA	NP
Feb 28	LORAS		1.0	2	1	1	0	0	0	0	0	1	0	0	0	9-2	0-0	0	9.00	24
Mar 22	GRAND VIEW		1.0	1	0	0	0	1	0	0	0	0	0	0	0	12-1	0-0	0	4.50	11
4/5/2023	at Bradley		0.1	0	0	0	0	0	0	0	0	0	0	0	0	9-6	0-0	1	3.86	6
Apr 12	MILWAUKEE		0.1	1	0	0	0	0	0	0	0	0	0	0	0	12-1	0-0	1	3.38	4
Apr 18	at UIC Flames		1.0	2	2	2	0	1	0	0	1	0	0	0	0	3-14	0-0	1	7.36	20
May 06	OHIO STATE		1.0	1	0	0	0	2	0	0	0	0	0	0	0	15-3	0-0	1	5.79	18
May 18	at Northwestern		1.0	0	0	0	0	0	0	0	0	0	0	0	0	15-3	0-0	1	4.76	14
Totals		0	5.2	7	3	3	0	4	0	0	1	1	0	0	0	75-30	0-0	1	4.76	-

CAREER-HIGHS

IP: 1.0, 4x, LAST VS. OHIO STATE, 5/6/23

SO: 2 vs. OHIO STATE, 5/6/23

BB: --

HIGHLIGHTS

• 2020-22 at Parkland College... Posted a 2-1 record with one start... Had 31 strikeouts over 28 2/3 innings... Went six innings, fanning 10 without issuing a walk against DACC... Tossed three perfect innings against SWIC... Logged five innings, fanning seven and allowing two earned runs against Heartland... Academic All-American

CAREER STATS

YEAR	ERA	W-L	APP	GS	CG	SHO	SV	IP	H	R	ER	BB	SO
2023	4.76	0-0	7	0	0	0/0	1	5.2	7	3	3	0	4
TOTALS	4.76	0-0	7	0	0	0/0	1	5.2	7	3	3	0	4

Instagram: [UIBaseball](#)



Twitter: [@UIBaseball](#)



Facebook: [iowabaseball](#)

30 CALEB STRACK

RS Jr. • LHP • 6-3 • 195 • R/L
Little Falls, Minn. • Winona State • Little Falls Community



GAME-BY-GAME STATS

#30 Strack, Caleb - 3 appearances (All games)

Date	Opponent	GS	IP	H	R	ER	BB	SO	2B	3B	HR	WP	BK	HBP	IBB	Score	W-L	Sv	ERA	NP
Mar 22	GRAND VIEW		0.2	0	0	0	0	2	0	0	0	0	0	0	0	12-1	0-0	0	0.00	11
4/5/2023	at Bradley		0.0	1	1	1	1	0	0	0	1	1	0	0	0	9-6	0-0	0	13.50	10
Apr 14	at Minnesota-1		0.1	0	0	0	1	0	0	0	0	0	0	0	0	3-12	0-0	0	9.00	10
Totals		0	1.0	1	1	1	2	2	0	0	1	1	0	0	0	24-19	0-0	0	9.00	-

CAREER-HIGHS

IP: 0.2 vs. GRAND VIEW, 3/22/23

SO: 2 vs. GRAND VIEW, 3/22/23

BB: 1, 2x, LAST vs. MINNESOTA, 4/14/23

HIGHLIGHTS

• Spent 2020-22 at Winona State... Appeared in 16 games and made one start as a sophomore... Went 3-1 with a 4.73 ERA over 40 innings... Also had one save... Held opponents to a .196 batting average, which was best on the staff... Recorded 57 strikeouts and just 24 walks... Allowed 21 earned runs on 29 hits... Ranked 10th in NCAA Division II in strikeouts per nine innings... Appeared in one game in 2021 season, pitching 1/3 of an inning and didn't allow a hit... NSIC All-Academic selection in 2020... Two-time Presidential Scholar Athlete... Played for the Lakeshore Chinooks in the Northwoods League as well as the Randall Cubs of the Victory League in Minnesota Amateur Baseball... Led team to the 2021 Minnesota Amateur Baseball Class C State Tournament Championship, where he was named the Tournament MVP

CAREER STATS

YEAR	ERA	W-L	APP	GS	CG	SHO	SV	IP	H	R	ER	BB	SO
2023	9.00	0-0	3	0	0	0/0	0	1.0	1	1	1	2	2
TOTALS	9.00	0-0	3	0	0	0/0	0	1.0	1	1	1	2	2

Instagram: [UIBaseball](#)



Twitter: [@UIBaseball](#)



Facebook: [iowabaseball](#)

31 BEN SWAILS

Fr. • IF/OF • 6-2 • 185 • R/R
Tiffin, Iowa • Clear Creek Amana



GAME-BY-GAME STATS

CAREER-HIGHS

AB:
H:
R:
2B:
3B:
HR:
RBIs:
BB:
SB:

HIGHLIGHTS

• Class 3A Most Valuable Player and 3A all-state captain... First-team all-state and all-state Super Team... First-team all-district and unanimous first-team all-conference Second-team all-conference and second-team all-district as a freshman and sophomore... Slashed .477/.574/.856 for a 1.430 OPS as a senior with 53 hits, 11 doubles, nine home runs, 57 RBIs, 19 walks, 95 total bases, 39 runs and was 17-for-17 on the base paths... Hit .327 with 15 doubles, 18 RBIs and 19 walks as a freshman and .368 with 23 RBIs, four doubles and 11 walks as a sophomore... Holds school records for single season home runs (9), RBIs (57), slugging percentage (.856) and doubles (15)

CAREER STATS

YEAR	AVG.	G-GS	AB	R	H	2B	3B	HR	RBIS	BB	HBP	SO	SB-A
TOTALS													

Instagram: [UIBaseball](#)




Twitter: [@UIBaseball](#)



Facebook: [iowabaseball](#)

32 REESE MOORE

Fr. • C • 6-0 • 210 • L/R
Van Meter, Iowa • Van Meter HS



GAME-BY-GAME STATS

CAREER-HIGHS

AB:
H:
R:
2B:
3B:
HR:
RBIs:
BB:
SB:

HIGHLIGHTS

- 494th-ranked player nationally by Prep Baseball Report... Top-500-rated recruit nationally by Perfect Game... No. 3 ranked player in Iowa by Perfect Game... No. 6 ranked player in Iowa by Prep Baseball Report... 2020 Prep Baseball Report Future Games participant... 2019-20 Perfect Game National Indoor League MVP
- Father played baseball at Grand View University

CAREER STATS

YEAR	AVG.	G-GS	AB	R	H	2B	3B	HR	RBIS	BB	HBP	SO	SB-A
TOTALS													

Instagram: [UIBaseball](#)



Twitter: [@UIBaseball](#)



Facebook: [iowabaseball](#)

33 CADE OBERMUELLER

Fr. • LHP • 5-11 • 150 • L/L
Iowa City, Iowa • City High HS



GAME-BY-GAME STATS

#33 Obermueller, Cade - 14 appearances (All games)

Date	Opponent	GS	IP	H	R	ER	BB	SO	2B	3B	HR	WP	BK	HBP	IBB	Score	W-L	Sv	ERA	NP
Feb 28	LORAS		1.0	1	0	0	0	2	0	0	0	1	0	0	0	9-2	0-0	0	0.00	-
Mar 03	vs Southern		1.0	0	0	0	1	1	0	0	0	0	0	0	0	20-8	0-0	0	0.00	11
Mar 07	COE COLLEGE	*	3.0	0	1	0	1	6	0	0	0	0	0	1	0	8-2	0-0	0	0.00	45
Mar 12	at Texas Tech		2.2	1	2	2	2	5	0	0	1	0	0	2	0	10-9	1-0	0	2.35	57
Mar 19	SOUTH DAKOTA STA	*	0.0	1	2	2	1	0	0	0	0	1	0	2	0	5-3	1-0	0	4.70	18
Mar 22	GRAND VIEW		1.0	0	0	0	0	3	0	0	0	0	0	0	0	12-1	1-0	0	4.15	18
Mar 28	at Illinois State		0.2	1	2	0	0	1	1	0	0	0	0	1	0	3-5	1-0	0	3.86	21
Apr 02	MARYLAND		4.0	2	2	0	3	5	0	0	0	0	0	0	0	12-8	1-0	1	2.70	75
Apr 09	at Indiana		0.1	1	0	0	0	1	0	0	0	1	0	1	0	2-4	1-0	1	2.63	13
Apr 12	MILWAUKEE		1.0	2	0	0	0	0	0	0	0	0	0	0	0	12-1	1-0	1	2.45	19
Apr 18	at UIC Flames		1.0	2	2	2	4	1	0	0	0	2	0	0	0	3-14	1-0	1	3.45	41
Apr 25	UPPER IOWA		1.0	0	0	0	0	2	0	0	0	0	0	1	0	16-0	1-0	1	3.24	14
May 02	ILLINOIS STATE		1.0	0	1	1	3	3	0	0	0	0	0	1	0	7-4	1-0	1	3.57	31
May 18	at Northwestern		2.1	0	2	2	1	4	0	0	0	0	0	3	0	15-3	2-0	1	4.05	50
Totals		2	20.0	11	14	9	16	34	1	0	1	5	0	12	0	134-64	2-0	1	4.05	-

CAREER-HIGHS

IP: 4.0 vs. MARYLAND, 4/2/23

SO: 6 vs. COE, 3/7/23

BB: 4 vs. UIC, 4/18/23

HIGHLIGHTS

- Ranked as the No. 10 player in Iowa by Prep Baseball Report... No. 1 ranked LHP in Iowa by Perfect Game... 77th ranked prospect by Prospects Live in 2022 draft... First-team all-conference and third-team all-state as a junior... Second-team all-conference as a sophomore... Posted a 4-1 record his junior year with 36 strikeouts in 29.2 innings, 1.01 WHIP and a 1.65 ERA... Ended senior year with a 7-1 record with 103 strikeouts in 50.1 innings, 0.89 WHIP and 1.11 ERA
- His father Wes played Baseball at Iowa then played in the majors for Kansas City Royals, Milwaukee Brewers, and Florida Marlins

CAREER STATS

YEAR	ERA	W-L	APP	GS	CG	SHO	SV	IP	H	R	ER	BB	SO
2023	4.05	2-0	14	2	0	0/1	1	20.0	11	14	9 1	6	34
TOTALS	4.05	2-0	14	2	0	0/1	1	20.0	11	14	9 1	6	34

Instagram: [UIBaseball](#)



Twitter: [@UIBaseball](#)



Facebook: [iowabaseball](#)

34 LUKE LLEWELLYN

RS Jr. • RHP • 6-4 • 220 • R/R
Urbandale, Iowa • Kirkwood CC • Urbandale HS



GAME-BY-GAME STATS

On base pct. .000 • Slugging pct. .000

#34 Llewellyn, Luke - 23 appearances (All games)

Date	Opponent	GS	IP	H	R	ER	BB	SO	2B	3B	HR	WP	BK	HBP	IBB	Score	W-L	Sv	ERA	NP
Feb 19	vs Quinnipiac		1.0	1	0	0	1	0	0	0	0	0	0	0	0	10-0	1-0	0	0.00	12
Feb 28	LORAS		1.0	0	0	0	1	0	0	0	0	0	0	0	0	9-2	1-0	0	0.00	18
Mar 07	COE COLLEGE		1.0	0	0	0	1	3	0	0	0	0	0	0	0	8-2	1-0	0	0.00	24
Mar 12	at Texas Tech		2.1	3	2	2	1	3	0	0	2	0	0	0	0	10-9	1-0	0	3.38	36
Mar 15	ST. THOMAS		1.0	0	0	0	0	2	0	0	0	0	0	0	0	10-1	1-0	0	2.84	16
Mar 17	SOUTH DAKOTA STA		1.0	0	0	0	1	2	0	0	0	0	0	0	0	5-4	1-0	1	2.45	14
Mar 19	SOUTH DAKOTA STA		1.2	1	1	1	2	4	1	0	0	0	0	0	0	5-3	1-0	1	3.00	36
Mar 25	WESTERN MICHIGAN		2.0	1	0	0	0	3	0	0	0	0	0	0	0	13-8	1-0	1	2.45	25
Mar 28	at Illinois State		1.0	0	0	0	1	0	0	0	0	0	0	0	0	3-5	1-0	1	2.25	17
Mar 31	MARYLAND		1.0	1	0	0	0	0	1	0	0	0	0	0	0	9-10	1-0	1	2.08	14
Apr 01	MARYLAND		1.0	0	1	0	2	2	0	0	0	1	0	1	0	4-7	1-0	1	1.93	30
4/5/2023	at Bradley		0.2	0	1	1	1	0	0	0	0	0	0	0	0	9-6	1-0	1	2.45	13
Apr 09	at Indiana		1.0	1	1	0	1	1	0	0	0	0	0	0	0	2-4	1-0	1	2.30	29
Apr 14	at Minnesota-2		0.2	0	0	0	0	1	0	0	0	0	0	0	0	7-2	1-0	1	2.20	9
Apr 19	BRADLEY		1.0	0	0	0	0	3	0	0	0	0	0	0	0	6-1	1-0	1	2.08	11
Apr 21	NEBRASKA		2.1	3	2	2	2	3	0	0	0	0	0	1	0	11-6	1-0	1	2.75	40
Apr 29	at Penn State-1		1.0	1	0	0	0	1	0	0	0	0	0	0	0	9-6	1-0	1	2.61	14
Apr 29	at Penn State-2		0.1	0	0	0	2	0	0	0	0	2	0	0	0	4-8	1-0	1	2.57	15
May 02	ILLINOIS STATE		1.0	0	0	0	1	2	0	0	0	0	0	0	0	7-4	1-0	2	2.45	20
May 05	OHIO STATE		1.1	0	0	0	1	3	0	0	0	0	0	0	0	16-9	1-0	2	2.31	23
May 07	OHIO STATE		0.0	0	0	0	2	0	0	0	0	0	0	0	0	2-5	1-0	2	2.31	11
May 13	MICHIGAN STATE		1.0	2	1	1	0	1	1	0	0	0	0	0	0	8-6	1-0	3	2.59	20
May 19	at Northwestern		2.0	1	1	1	0	2	0	0	1	0	0	1	0	4-6	1-0	3	2.73	32
Totals		0	26.1	15	10	8	20	36	3	0	3	3	0	3	0	171-114	1-0	3	2.73	-

CAREER-HIGHS

IP: 2.1, 2X, LAST VS. NEBRASKA, 4/21/23

SO: 4 vs. SOUTH DAKOTA STATE, 3/19/23

BB: 3, 2X, LAST VS. PENN STATE, 5/28/22

HIGHLIGHTS

- Went 1-1 in 2022 with a 1.93 ERA in 14 appearances, including one start, with three saves... had 10 strikeouts over 14 innings... went 3-for-4 in save opportunities... tossed one inning in the combined shutout in game two against Indiana (5/20)... made his first career start against Bradley (4/19)... recorded his first career win, pitching 2/3 of an inning in series finale against Central Michigan (3/27)... tallied his third save in the series opener against Central Michigan (3/25)... notched his second save, fanning a pair against St. Thomas (3/21)... earned his first career save, getting the final five outs in a 12-10 win at UC Irvine (3/13) in the series finale... made his Iowa debut against Loras College (3/1), allowing one hit over two innings.
- Went 6-6 with a 3.93 ERA in two seasons at Kirkwood CC.

CAREER STATS

YEAR	ERA	W-L	APP	GS	CG	SHO	SV	IP	H	R	ER	BB	SO
2022	1.93	1-1	14	1	0	0/1	3	14.0	6	5	3	16	10
2023	2.73	1-0	23	0	0	0/1	3	26.1	15	10	8	20	36
TOTALS	2.45	2-1	37	1	0	0/2	6	40.1	21	15	11	36	46



35 CHASE MOSELEY

RS Jr. • OF • 5-7 • 170 • R/R
Eldridge, Iowa • Kirkwood CC • North Scott



GAME-BY-GAME STATS

#35 Moseley, Chase - 15 games (All games)

Date	Opponent	Pos	AB	R	H	RBI	2B	3B	HR	BB	SB	CS	HBP	SAC	SF	GDP	K	PO	A	E	Avg
Feb 17	vs Indiana State	*of	4	0	0	0	0	0	0	0	0	0	0	0	0	0	1	3	0	0	.000
Feb 18	vs Quinnipiac	ph/of	1	0	0	0	0	0	0	0	0	0	0	0	0	0	0	1	0	0	.000
Feb 19	vs Quinnipiac	of	2	0	0	1	0	0	0	0	0	0	0	0	0	0	0	2	0	0	.000
Feb 26	vs Kansas State	of	2	0	0	0	0	0	0	0	0	0	0	0	0	0	0	1	0	0	.000
Feb 28	LORAS	*of	2	0	0	0	0	0	0	1	0	0	0	0	0	0	0	1	0	0	.000
Mar 03	vs Southern	*of	3	2	2	4	0	0	1	1	0	0	1	0	0	0	1	2	0	1	.143
Mar 04	at South Alabama	*of	2	1	0	0	0	0	0	1	0	0	0	0	0	0	1	1	0	0	.125
Mar 05	vs Pepperdine	ph/of	1	1	1	0	0	1	0	0	0	0	0	0	0	0	0	0	0	0	.176
Mar 07	COE COLLEGE	*of	3	1	1	0	0	0	2	2	0	0	0	0	0	0	0	0	0	0	.200
Mar 10	at Texas Tech	ph/of	0	0	0	0	0	0	0	2	0	0	0	0	0	0	0	2	0	0	.200
Mar 11	at Texas Tech	*of	2	0	0	0	0	0	2	1	0	0	0	0	0	0	1	1	0	0	.182
Mar 12	at Texas Tech	*of	3	2	1	2	1	0	0	2	0	0	0	0	0	0	1	0	0	0	.200
Mar 15	ST. THOMAS	*of	3	1	0	0	0	0	0	0	0	0	2	0	0	0	0	2	0	1	.179
Mar 17	SOUTH DAKOTA STA	*of	1	0	0	0	0	0	1	1	0	0	2	0	0	0	1	1	0	0	.172
Mar 19	SOUTH DAKOTA STA	*of	1	1	1	1	0	0	2	1	0	0	0	0	0	0	0	0	0	0	.200
Totals		10gs	30	9	6	8	1	1	1	15	5	0	5	0	0	0	6	17	0	2	.200

On base pct. .520 • Slugging pct. .400

CAREER-HIGHS

AB: 4 vs. INDIANA STATE, 2/17/23

H: 2 vs. SOUTHERN ALABAMA, 3/3/23

R: 2, 2X, LAST vs. TEXAS TECH, 3/12/23

2B: 1 vs. TEXAS TECH, 3/11/23

3B: 1 vs. PEPPERDINE, 3/5/23

HR: 1 vs. SOUTHERN ALABAMA, 3/3/23

RBI: 4 vs. SOUTHERN ALABAMA, 3/3/23

BB: 2, 5X, LAST vs. SOUTH DAKOTA STATE, 3/19/23

SB: 2 vs. COE, 3/7/23

HIGHLIGHTS

• Spent 2021 & 2022 at Kirkwood Community College... First-team All-American and ICCAC Player of the Year as a sophomore... Two-time all-region selection, earning first-team honors as a sophomore... Led team to a pair of JUCO World Series appearances, finishing fifth as a freshman... Hit .464 with a .572 on-base percentage, including 91 hits, 13 doubles, five triples and 21 home runs in 2022... Drove in 79, while scoring 73 times... Walked 39 times and had only 37 strikeouts... Hit .317 with 11 home runs and 70 RBIs as a freshman

CAREER STATS

YEAR	AVG.	G-GS	AB	R	H	2B	3B	HR	RBIS	BB	HBP	SO	SB-A
2023	.200	15-10	30	9	6	1	1	1	8	15	5	6	5-5
TOTALS	.200	15-10	30	9	6	1	1	1	8	15	5	6	5-5

Instagram: [UIBaseball](#)



Twitter: [@UIBaseball](#)



Facebook: [iowabaseball](#)

38 COY SARSFIELD

RS Fr. • OF • 5-8 • 165 • R/R
Marion, Iowa • Linn Mar



GAME-BY-GAME STATS

#38 Sarsfield, Coy - 16 games (All games)

Date	Opponent	Pos	AB	R	H	RBI	2B	3B	HR	BB	SB	CS	HBP	SAC	SF	GDP	K	PO	A	E	Avg
Feb 28	LORAS	ph/of	0	0	0	0	0	0	0	0	0	0	1	0	0	0	0	0	0	0	.000
Mar 07	COE COLLEGE	ph	1	0	0	0	0	0	0	0	0	0	0	0	0	0	0	0	0	0	.000
Mar 10	at Texas Tech	ph	1	0	0	0	0	0	0	0	0	0	0	0	0	0	1	0	0	0	.000
Mar 15	ST. THOMAS	pr	0	1	0	0	0	0	0	0	1	0	0	0	0	0	0	0	0	0	.000
Mar 19	SOUTH DAKOTA STA	ph	1	0	0	0	0	0	0	0	0	0	0	0	0	0	1	0	0	0	.000
Mar 22	GRAND VIEW	ph/of	2	0	0	0	0	0	0	1	0	0	0	0	0	0	0	0	0	0	.000
Mar 25	WESTERN MICHIGAN	pr/dh	1	1	0	0	0	0	0	0	0	0	0	0	0	0	0	0	0	0	.000
Apr 08	at Indiana	ph/of	2	0	1	0	0	0	0	0	0	0	0	0	0	0	1	1	0	0	.125
Apr 12	MILWAUKEE	of	0	0	0	0	0	0	0	0	0	0	0	0	0	0	0	0	0	0	.125
Apr 14	at Minnesota-1	ph	1	0	0	0	0	0	0	0	0	0	0	0	0	0	0	0	0	0	.111
Apr 15	at Minnesota	ph	1	0	0	0	0	0	0	0	0	0	0	0	0	0	0	0	0	0	.100
Apr 25	UPPER IOWA	off/of	3	1	1	0	0	0	0	1	0	0	0	0	0	0	0	1	0	0	.154
Apr 29	at Penn State-1	pr	0	0	0	0	0	0	0	0	0	0	0	0	0	0	0	0	0	0	.154
May 06	OHIO STATE	pr/dh	1	0	0	0	0	0	0	0	0	0	0	0	0	0	0	0	0	0	.143
May 13	MICHIGAN STATE	ph	1	0	0	0	0	0	0	0	0	0	0	0	0	0	1	0	0	0	.133
May 18	at Northwestern	ph/of	2	0	1	0	0	0	0	0	0	0	0	0	0	0	0	0	0	0	.176
Totals		Ogs	17	3	3	0	0	0	0	2	1	0	1	0	0	0	4	2	0	0	.176

On base pct. .300 • Slugging pct. .176

CAREER-HIGHS

AB: 3 vs. UPPER IOWA, 4/25/23

H: 1, 3X, LAST AT NORTHWESTERN, 5/18/23

R: 1, 3X, LAST vs. UPPER IOWA, 4/25/23

2B: -

3B: -

HR: -

RBI:-

BB: 1, 2X, LAST vs. UPPER IOWA, 4/25/23

SB: 1 vs. ST. THOMAS, 3/15/23

HIGHLIGHTS

- 2022... Did not see any game action.
- Ranked as a top-500 player nationally by Perfect Game... Second-team all-state honoree as a junior... Three-time first-team all-conference and two-time first-team all-district selection... Played in seven games as a senior before suffering a leg injury that ended his prep career... Hit .442 with three doubles, two triples, 18 runs, seven RBIs, and 10 steals as a junior... Hit .302 as a sophomore with 36 runs scored and was 25-of-27 on base paths... Holds school records for steals and on-base percentage... Led team to a conference title as a sophomore... Earned academic distinction as a sophomore, junior and senior

CAREER STATS

YEAR	AVG.	G-GS	AB	R	H	2B	3B	HR	RBIS	BB	HBP	SO	SB-A
2023	.176	16-0	17	3	3	0	0	0	0	2	1	4	1-1
TOTALS	.176	16-0	17	3	3	0	0	0	0	2	1	4	1-1

Instagram: [UIBaseball](#)




Twitter: [@UIBaseball](#)



Facebook: [iowabaseball](#)

40 CADE MOSS

Jr. • C • 5-10 • 170 • R/R
Johnston, Iowa • Kirkwood CC • Johnston HS



2022 GAME-BY-GAME STATS

#40 Moss, Cade - 45 games (All games)

Date	Opponent	Pos	AB	R	H	RBI	2B	3B	HR	BB	SB	CS	HBP	SAC	SF	GDP	K	PO	A	E	Avg	
Feb 17	vs Indiana State	*c	4	0	1	0	0	0	0	0	0	0	0	0	0	0	0	1	16	0	0	.250
Feb 19	vs Quinnipiac	*c	3	0	0	0	0	0	0	0	0	0	0	0	0	0	0	1	0	0	.143	
Feb 24	vs Sam Houston	*c	2	0	0	0	0	0	0	0	0	0	0	0	0	0	0	8	4	0	.111	
Feb 25	vs LSU	*c	2	0	0	0	0	0	0	0	0	0	0	0	0	0	1	6	1	0	.091	
Feb 26	vs Kansas State	*c	3	0	2	1	0	0	0	0	0	0	0	1	0	0	1	8	2	0	.214	
Mar 03	vs Southern	*c	5	2	2	2	0	0	0	0	0	0	0	0	0	0	0	9	1	0	.263	
Mar 04	at South Alabama	*c	4	1	1	1	0	0	0	0	1	0	0	0	0	0	2	12	0	0	.261	
Mar 05	vs Pepperdine	*c	1	0	1	1	0	0	0	1	0	0	0	0	0	0	0	1	0	0	.292	
Mar 10	at Texas Tech	*c	1	1	0	1	0	0	0	1	1	0	0	0	1	0	0	4	0	0	.280	
Mar 11	at Texas Tech	*c	3	0	1	0	0	0	0	1	0	0	0	0	0	0	0	10	1	0	.286	
Mar 12	at Texas Tech	*c	3	0	0	2	0	0	0	0	0	0	0	1	1	0	1	11	1	0	.258	
Mar 15	ST. THOMAS	*c	1	0	0	0	0	0	0	0	0	0	0	0	0	0	0	4	1	0	.250	
Mar 17	SOUTH DAKOTA STA	*c	4	1	0	0	0	0	0	0	0	0	0	0	0	0	1	13	2	1	.222	
Mar 19	SOUTH DAKOTA STA	*c	3	1	2	1	0	0	0	1	0	1	0	0	0	0	0	1	14	0	.256	
Mar 24	WESTERN MICHIGAN	*c	3	2	1	1	1	0	0	1	0	0	0	0	0	0	0	10	1	0	.262	
Mar 25	WESTERN MICHIGAN	*c	3	1	2	1	1	0	0	1	1	0	1	0	0	0	0	11	0	0	.289	
Mar 25	WESTERN MICHIGAN	*c	3	0	0	0	0	0	0	0	0	0	0	0	0	0	1	6	0	0	.271	
Mar 28	at Illinois State	*c	0	0	0	0	0	0	0	0	0	0	0	0	0	0	0	4	0	0	.271	
Mar 31	MARYLAND	*c	2	0	0	1	0	0	0	1	0	0	2	0	0	0	1	15	1	0	.260	
Apr 01	MARYLAND	*c	4	0	2	0	1	0	0	0	1	0	0	0	0	0	0	6	0	0	.278	
Apr 02	MARYLAND	*c	5	1	3	0	1	0	0	0	0	0	0	0	0	0	1	14	0	0	.305	
Apr 07	at Indiana	*c	4	0	0	0	0	0	0	0	0	0	0	0	0	1	2	12	1	0	.286	
Apr 08	at Indiana	*c	3	0	1	0	1	0	0	1	0	0	0	0	0	0	1	9	0	0	.288	
Apr 09	at Indiana	*c	3	0	0	0	0	0	0	1	0	0	0	0	0	0	1	6	0	0	.275	
Apr 12	MILWAUKEE	*c	0	0	0	0	0	0	0	0	0	0	0	0	0	0	0	0	0	0	.275	
Apr 14	at Minnesota-1	*c	1	0	0	0	0	0	0	2	0	0	0	0	0	0	0	7	0	0	.271	
Apr 14	at Minnesota-2	*c	4	0	0	1	0	0	0	0	0	0	0	0	1	0	0	9	1	0	.257	
Apr 15	at Minnesota	*c	2	2	2	0	0	0	0	0	1	0	1	0	0	0	0	5	0	0	.276	
Apr 18	at UIC Flames	*c	2	0	0	0	0	0	0	0	0	0	0	0	0	0	1	4	1	0	.269	
Apr 19	BRADLEY	*c	1	0	0	0	0	0	0	0	0	0	0	0	0	0	1	5	0	0	.266	
Apr 21	NEBRASKA	*c	5	2	1	1	0	0	0	0	0	0	0	0	0	0	0	15	1	0	.262	
Apr 22	NEBRASKA	*c	4	1	1	0	1	0	0	0	0	0	0	0	0	0	0	9	0	0	.261	
Apr 23	NEBRASKA	*c	3	1	1	2	0	1	0	1	0	0	0	0	0	0	0	13	0	0	.264	
Apr 29	at Penn State-1	*c	4	1	0	0	0	0	0	1	0	0	0	0	0	0	1	10	0	0	.253	
Apr 29	at Penn State-2	*c	4	1	1	0	0	0	0	0	0	0	0	0	0	0	1	9	2	0	.253	
May 02	ILLINOIS STATE	*c	4	0	0	0	0	0	0	0	0	0	0	0	0	0	1	12	0	0	.243	
May 05	OHIO STATE	*c	2	3	2	1	0	0	0	2	0	0	1	0	0	0	0	12	0	0	.257	
May 06	OHIO STATE	*c	5	1	3	0	1	0	0	0	0	0	0	0	0	0	0	16	0	0	.273	
May 07	OHIO STATE	*c	2	0	0	0	0	0	0	1	0	0	0	1	0	0	2	11	2	0	.268	
May 12	MICHIGAN STATE	*c	3	1	1	2	0	0	0	0	0	0	1	0	0	0	0	9	0	0	.270	
May 13	MICHIGAN STATE	*c	3	1	1	0	0	0	0	1	1	0	0	0	0	0	0	8	1	0	.271	
May 14	MICHIGAN STATE	*c	3	1	1	0	0	0	0	0	0	0	0	0	0	0	0	13	0	0	.273	
May 18	at Northwestern	*c	5	1	2	1	0	0	0	1	1	0	0	0	0	0	1	9	1	0	.278	
May 19	at Northwestern	*c	4	0	1	0	0	0	0	0	0	0	0	0	0	0	0	7	1	0	.277	
May 20	at Northwestern	*c	4	1	1	0	0	0	0	0	1	0	0	0	0	0	0	12	0	0	.276	
Totals			38gs	134	27	37	20	7	1	0	18	8	1	6	3	3	1	23	405	26	1	.276

On base pct. .379 • Slugging pct. .343

CAREER-HIGHS

AB: 5, 4x, LAST AT NORTHWESTERN, 5/18/23

H: 3, 3x, LAST VS. OHIO STATE, 5/6/23

R: 3, 2x, LAST VS. OHIO STATE, 5/6/23

2B: 1, 10x, LAST VS. OHIO STATE, 5/6/23

3B: 1 vs. NEBRASKA, 4/23/23

HR: --

RBI: 2, 5X, LAST VS. NEBRASKA, 4/23/23

BB: 2, 2x, LAST VS. MINNESOTA, 4/14/23

SB: 1, 7x, LAST AT NORTHWESTERN, 5/18/23

HIGHLIGHTS

- Went 2-3 with a double against Western Michigan (3/35)
- Went 3-5 with a double against Maryland (4/2)
- Hit a triple with two RBIs against Nebraska (4/23)
- Started 28 games as catcher this season
- In 2022 he appeared in 28 games with 14 starts -- 13 at catcher and one as the designated hitter... hit .353 (6-of-17) with four RBIs at the Big Ten Tournament... went 2-for-4 with two RBIs against Penn State (5/28) and went 2-for-4 with two runs scored against Michigan (5/28)... scored five runs in the three-game sweep of Indiana (5/19-21)... finished with a .444 (4-of-9) average with two RBIs in series win at Michigan State (5/13-15)... went 3-for-3 with an RBI and run scored in game one, which were a career-high in hits... hit .500 (4-for-8) against Purdue with two doubles and three RBIs... had a two-run double for his first career extra base hit in game two and went 2-for-3 with a double in series finale... tallied his first career hit, going 1-for-1 in the series finale at No. 8 Rutgers (4/24)... made his first career start against Wichita State (2/27), scoring a run and stealing a base... made Hawkeye debut as a pinch hitter vs. Ball State (2/19).
- Spent two seasons at Kirkwood CC, earning honorable mention all-region honors as a sophomore.

CAREER STATS

YEAR	AVG.	G-GS	AB	R	H	2B	3B	HR	RBIS	BB	HBP	SO	SB-A
2022	.283	28-14	53	9	15	3	0	0	10	8	7	18	1-2
2023	.276	45-38	134	27	37	7	1	0	20	18	6	23	8-9
TOTALS	.278	73-52	187	36	52	10	1	0	30	26	13	41	9-11

Instagram: [UIBaseball](#)




Twitter: [@UIBaseball](#)



Facebook: [iowabaseball](#)

41 CHAS WHEATLEY

So. • RHP • 6-6 • 215 • R/R
Edmonton, Alberta, Canada • Strathcona



GAME-BY-GAME STATS

#41 Wheatley, Chas - 12 appearances (All games)

Date	Opponent	GS	IP	H	R	ER	BB	SO	2B	3B	HR	WP	BK	HBP	IBB	Score	W-L	Sv	ERA	NP
Feb 28	LORAS		1.0	2	0	0	1	1	0	0	0	0	0	0	0	9-2	0-0	0	0.00	21
Mar 22	GRAND VIEW		0.2	1	1	0	0	0	1	0	0	0	0	0	0	12-1	0-0	0	0.00	12
Mar 25	WESTERN MICHIGAN		1.0	0	0	0	0	2	0	0	0	0	0	1	0	21-6	0-0	0	0.00	16
Apr 01	MARYLAND		0.2	0	0	0	0	1	0	0	0	0	0	0	0	4-7	0-0	0	0.00	18
Apr 12	MILWAUKEE		1.0	0	0	0	0	0	0	0	0	0	0	0	0	12-1	0-0	0	0.00	8
Apr 14	at Minnesota-1		0.1	3	2	2	1	0	1	0	0	0	0	0	0	3-12	0-0	0	3.86	18
Apr 19	BRADLEY		1.0	0	0	0	0	0	0	0	0	0	0	0	0	6-1	0-0	0	3.18	15
Apr 22	NEBRASKA		0.1	0	0	0	0	0	0	0	0	0	0	0	0	8-0	0-0	0	3.00	4
Apr 25	UPPER IOWA		1.0	1	0	0	1	1	0	0	0	0	0	0	0	16-0	0-0	0	2.57	24
Apr 29	at Penn State-2		1.1	0	0	0	1	1	0	0	0	0	0	0	0	4-8	0-0	0	2.16	23
May 02	ILLINOIS STATE		1.0	0	0	0	0	0	0	0	0	0	0	0	0	7-4	0-0	0	1.93	9
May 05	OHIO STATE		1.0	1	2	2	2	1	1	0	0	0	0	0	0	16-9	0-0	0	3.48	23
Totals		0	10.1	8	5	4	6	7	3	0	0	0	0	1	0	118-51	0-0	0	3.48	-

CAREER-HIGHS

IP: 2.1 AT NEBRASKA, 5/1/22

SO: 2, 3x, LAST VS. WESTERN MICHIGAN, 3/25/23

BB: 2, 3x, LAST VS. OHIO STATE, 5/5/23

HIGHLIGHTS

- Went 1-0 in 2022 with a 4.35 ERA in nine appearances... had eight strikeouts to six walks over 10 1/3 innings... logged a career-best 2 1/3 innings, scattering one hit and fanning two at Nebraska (5/1)... notched his first win, allowing one hit in the midweek win over Bradley (4/19)... pitched two innings of shutout relief, allowing one hit against Texas A&M (3/5) at the Frisco Classic... made his Iowa debut, allowing one hit and fanning two as part of a combined shutout of Cornell College (3/2).
- Rated as the No. 22 incoming recruit in the Big Ten and the No. 396 recruit nationally by Perfect Game... named to Perfect Game All-Canadian Team as a junior.

CAREER STATS

YEAR	ERA	W-L	APP	GS	CG	SHO	SV	IP	H	R	ER	BB	SO
2022	4.35	1-0	9	0	0	0/1	0	10.1	9	5	5	6	8
2023	3.48	0-0	12	0	0	0/2	0	10.1	8	5	4	6	7
TOTALS	3.92	1-0	21	0	0	0/3	0	20.2	17	10	9	12	15

Instagram: [UIBaseball](#)



Twitter: [@UIBaseball](#)



Facebook: [iowabaseball](#)

42 WILL MULFLUR

Jr. • UTIL • 5-11 • 200 • R/R
Mercer Island, Wash. • Tacoma CC • Mercer Island HS



2022 GAME-BY-GAME STATS

#42 Mulflur, Will - 11 games (All games)

Date	Opponent	Pos	AB	R	H	RBI	2B	3B	HR	BB	SB	CS	HBP	SAC	SF	GDP	K	PO	A	E	Avg
Mar 22	GRAND VIEW	ph/dh	2	0	0	0	0	0	0	0	0	0	0	0	0	0	0	0	0	0	.000
Mar 28	at Illinois State	ph	1	0	0	0	0	0	0	0	0	0	0	0	0	0	0	0	0	0	.000
Apr 12	MILWAUKEE	ph	1	0	0	0	0	0	0	0	0	0	0	0	0	0	0	0	0	0	.000
Apr 14	at Minnesota-1	ph	1	0	0	0	0	0	0	0	0	0	0	0	0	0	0	0	0	0	.000
Apr 19	BRADLEY	ph	0	0	0	0	0	0	0	0	0	0	0	0	0	0	0	0	0	0	.000
Apr 25	UPPER IOWA	ph/of	2	0	0	1	0	0	0	1	0	0	0	0	0	0	1	0	0	0	.000
May 06	OHIO STATE	*dh	4	1	2	2	0	0	1	0	0	0	0	0	0	0	0	0	0	0	.182
May 07	OHIO STATE	*dh	3	0	1	0	0	0	0	0	1	0	1	0	0	0	0	0	0	0	.214
May 13	MICHIGAN STATE	*dh	2	0	0	0	0	0	0	1	0	0	0	0	0	0	2	0	0	0	.188
May 18	at Northwestern	ph/of	1	0	0	0	0	0	0	0	0	0	0	0	0	0	0	1	0	0	.176
May 20	at Northwestern	ph/of	1	0	0	0	0	0	0	0	0	0	0	0	0	0	0	0	0	0	.167
Totals		3gs	18	1	3	3	0	0	1	3	1	0	1	0	0	0	3	1	0	0	.167

On base pct. .318 • Slugging pct. .333

CAREER-HIGHS

AB: 5 vs. BRADLEY, 4/19/22

H: 3, 2X, LAST vs. BRADLEY, 4/19/22

R: 2 vs. BRADLEY, 4/19/22

2B: 1, 3X, LAST vs. BRADLEY, 4/19/22

3B: 1 AT RUTGERS, 4/24/22

HR: 1, 3X, LAST vs. OHIO STATE, 5/6/23

RBI: 3 vs. BRADLEY, 4/19/22

BB: 2, 3X, LAST vs. WESTERN ILLINOIS, 4/26/22

SB: 1, 3X, LAST vs. OHIO STATE, 5/7/23

HIGHLIGHTS

- Recorded his first hit of the season with a home run against Ohio State (5/6)
- Appeared in 32 games with 18 starts in 2022 -- nine in right field, eight as the designated hitter and one in left field... hit .268 (19-of-71) with two home runs, three doubles, one triple, 12 RBIs and 11 runs scored... missed the series finale against Purdue after running into the wall and separating his shoulder in game two against the Boilermakers (5/7)... went 2-for-4 with two RBIs in game two at No. 8 Rutgers (4/23) and went 1-for-4 with a triple in the series finale (4/24)... finished 3-for-5 with a double, home run, three RBIs and two runs scored in the midweek win over Bradley (4/19)... went 1-for-3 with the go-ahead two-run double in the seventh against Minnesota (4/17)... finished 3-for-4 with a double, two RBIs and a run scored in the road win at Milwaukee (4/12)... made his first career start against St. Thomas (3/21)... had his first career hit, connecting on a towering solo home run down the left field line against Cornell College (3/2).
- Transfer from Tacoma CC... ABCA/Rawlings Pacific Association second-team All-American in 2021... first-team all-region selection... received team's Silver Slugger Award after hitting .460 with nine doubles, two triples and four home runs... NWAC batting champion.
- Mother is Mary Lou Mulflur, who is the head women's golf coach at the University of Washington.

CAREER STATS

YEAR	AVG.	G-GS	AB	R	H	2B	3B	HR	RBIS	BB	HBP	SO	SB-A
2022	.268	32-18	71	11	19	3	1	2	12	13	4	21	2-2
2023	.167	11-3	18	1	3	0	0	1	3	3	1	3	1-1
TOTALS	.247	43-21	89	12	22	3	1	3	15	16	5	24	3-3

Instagram: [UIBaseball](#)



Twitter: [@UIBaseball](#)



Facebook: [iowabaseball](#)

43 GEHRIG CHRISTENSEN

RS Fr. • C • 6-1 • 185 • L/R
Urbandale, Iowa • Urbandale HS



GAME-BY-GAME STATS

#43 Christensen, Gehrig - 11 games (All games)

Date	Opponent	Pos	AB	R	H	RBI	2B	3B	HR	BB	SB	CS	HBP	SAC	SF	GDP	K	PO	A	E	Avg
Feb 28	LORAS	*C	2	1	0	0	0	0	0	2	0	0	0	0	0	0	0	9	1	0	.000
Mar 07	COE COLLEGE	*C	2	1	1	1	0	0	0	0	0	0	0	0	1	0	1	13	0	0	.250
Mar 15	ST. THOMAS	*C	2	1	1	0	0	0	0	1	0	0	0	0	0	0	0	5	3	0	.333
Mar 19	SOUTH DAKOTA STA	*C	2	0	0	0	0	0	0	0	0	0	0	0	0	0	2	10	0	0	.250
Mar 22	GRAND VIEW	C	0	1	0	0	0	0	0	1	0	0	0	0	0	0	0	4	1	0	.250
Mar 25	WESTERN MICHIGAN	C	1	1	1	0	0	0	0	0	0	0	0	0	0	0	0	3	0	0	.333
Mar 28	at Illinois State	*C	1	0	0	0	0	0	0	1	1	0	0	0	0	0	1	4	0	0	.300
4/5/2023	at Bradley	*C	1	1	0	0	0	0	0	2	0	0	0	0	0	0	0	8	0	1	.273
Apr 15	at Minnesota	ph/dh	0	0	0	1	0	0	0	1	0	0	0	0	1	0	0	0	0	0	.273
Apr 18	at UIC Flames	C	1	0	0	0	0	0	0	0	0	0	0	0	0	0	1	2	0	0	.250
Apr 25	UPPER IOWA	ph/dh	2	0	0	0	0	0	0	1	0	0	0	0	0	0	2	0	0	0	.214
Totals		6gs	14	6	3	2	0	0	0	9	1	0	0	0	2	0	7	58	5	1	.214

On base pct. .480 • Slugging pct. .214

CAREER-HIGHS

AB: 2, 5x, LAST VS. UPPER IOWA, 4/25/23
H: 1, 3x, LAST VS. WESTERN MICHIGAN, 3/25/23
R: 1, 6x, LAST VS. BRADLEY, 4/5/23
2B: -
3B: -
HR: -
RBIs: 1, 2x, LAST VS. MINNESOTA, 4/15/23
BB: 2, 2x, LAST VS. BRADLEY, 4/5/23
SB: 1 vs. ILLINOIS STATE, 3/28/23

HIGHLIGHTS

- 2022... did not see any game action
- Ranked as a top-500 player nationally by Perfect Game... Rated as the sixth-best player in Iowa by Prep Baseball Report... Three-time all-state selection, earning first-team honors as a junior and senior and second-team honors as a sophomore... Des Moines Register all-Iowa Elite Team and first-team Class 4A selection as a senior... Three-time first-team all-conference and all-district honoree... Hit .450 with 17 doubles, two home runs and 36 RBIs as a senior with a .574 OBP... Finished with a .376 average with seven doubles, two triples, one home run and 17 RBIs as a junior with a .514 OBP... Hit .412 with 12 doubles, one triple, one home run and 33 RBIs as a sophomore with a .522 OBP Holds school records for career hits and most walks in a single season... Helped team to back-to-back state titles as a sophomore and junior and a fourth place finish as a senior... Won a conference title as a freshman

CAREER STATS

YEAR	AVG.	G-GS	AB	R	H	2B	3B	HR	RBIS	BB	HBP	SO	SB-A
2023	.214	11-6	14	6	3	0	0	0	2	9	0	7	1-1
TOTALS	.214	11-6	14	6	3	0	0	0	2	9	0	7	1-1

Instagram: [UIBaseball](#)



Twitter: [@UIBaseball](#)



Facebook: [iowabaseball](#)

44 KELLEN STROHMEYER

Fr. • UTIL • 6-3 • 195 • L/R
Dubuque, Iowa • Hempstead HS



GAME-BY-GAME STATS

CAREER-HIGHS

AB:
H:
R:
2B:
3B:
HR:
RBIs:
BB:
SB:

HIGHLIGHTS

• Ranked as the No. 377 player nationally by Prep Baseball Report... Top-500-rated recruit nationally by Perfect Game... Ranked as the No. 4 player in Iowa by Prep Baseball Report... Ranked as the No. 6 player in Iowa by Perfect Game... First-team all-state, all-district and all-conference selection as a junior after hitting .427 with 15 doubles, three triples and three home runs... Scored 49 runs, drove in 32 and had 22 steals... Broke Dubuque Hempstead's single-season hits record as a junior

CAREER STATS

YEAR	AVG.	G-GS	AB	R	H	2B	3B	HR	RBIS	BB	HBP	SO	SB-A
TOTALS													

Instagram: [UIBaseball](#)




Twitter: [@UIBaseball](#)



Facebook: [iowabaseball](#)

45 BLAKE GUERIN

Fr. • 1B • 6-6 • 280 • R/R
Shoreview, Minn. • Mounds View



GAME-BY-GAME STATS

#45 Guerin, Blake - 19 games (All games)

Date	Opponent	Pos	AB	R	H	RBI	2B	3B	HR	BB	SB	CS	HBP	SAC	SF	GDP	K	PO	A	E	Avg
Feb 18	vs Quinnipiac	ph/1b	2	0	1	0	1	0	0	0	0	0	0	0	0	0	1	3	0	0	.500
Feb 19	vs Quinnipiac	1b	1	1	1	0	1	0	0	0	0	0	0	0	0	0	0	2	0	0	.667
Feb 28	LORAS	ph	1	0	0	1	0	0	0	0	0	0	0	0	0	0	0	0	0	0	.500
Mar 03	vs Southern	*1b	4	0	1	0	1	0	0	0	0	0	0	0	0	0	3	7	0	0	.375
Mar 05	vs Pepperdine	ph	1	0	0	0	0	0	0	0	0	0	0	0	0	0	0	0	0	0	.333
Mar 07	COE COLLEGE	1b	1	0	0	0	0	0	0	0	0	0	0	0	0	0	1	0	0	0	.300
Mar 10	at Texas Tech	ph	0	0	0	1	0	0	0	1	0	0	0	0	0	0	0	0	0	0	.300
Mar 15	ST. THOMAS	ph	1	0	0	0	0	0	0	0	0	0	0	0	0	0	1	0	0	0	.273
Mar 22	GRAND VIEW	1b	2	0	1	1	0	0	0	0	0	0	0	0	0	0	0	3	0	0	.308
Mar 25	WESTERN MICHIGAN	ph/1b	3	0	0	0	0	0	0	0	0	0	0	0	0	0	0	1	0	0	.250
Apr 12	MILWAUKEE	*1b	3	2	1	1	1	0	0	1	0	0	0	0	0	0	0	8	0	0	.263
Apr 14	at Minnesota-1	*1b	2	0	0	0	0	0	0	1	0	0	0	0	0	0	2	8	0	0	.238
Apr 15	at Minnesota	1b	1	0	1	1	1	0	0	0	0	0	0	0	0	0	0	1	1	0	.273
Apr 18	at UIC Flames	1b	1	0	0	0	0	0	0	0	0	0	0	0	0	0	1	0	0	0	.261
Apr 25	UPPER IOWA	1b	1	1	1	0	0	0	0	0	0	0	1	0	0	0	0	2	0	0	.292
May 05	OHIO STATE	ph	1	0	0	0	0	0	0	0	0	0	0	0	0	0	1	0	0	0	.280
May 06	OHIO STATE	1b	0	0	0	0	0	0	0	0	0	0	0	0	0	0	0	1	0	0	.280
May 18	at Northwestern	ph/1b	0	0	0	0	0	0	0	2	0	0	0	0	0	0	0	4	0	0	.280
May 20	at Northwestern	ph/1b	1	0	0	0	0	0	0	0	0	0	0	0	0	0	0	1	0	0	.269
Totals		3gs	26	4	7	5	5	0	0	5	0	0	1	0	0	0	10	41	1	0	.269

On base pct. .406 • Slugging pct. .462

CAREER-HIGHS

AB: 4 vs. SOUTHERN ALABAMA, 3/3/23
H: 1, 7x, LAST vs. UPPER IOWA, 4/25/23
R: 2 vs. MILWAUKEE, 4/12/23
2B: 1, 5x, LAST vs. MINNESTOA, 4/15/23
3B: -
HR:-
RBIs: 1, 5x, LAST vs. MINNESTOA, 4/15/23
BB: 2, AT NORTHWESTERN, 5/18/23
SB: -

HIGHLIGHTS

- 439th-ranked player nationally by Perfect Game... No. 1 ranked player in Minnesota by Perfect Game... 2021 Perfect Game National participant... 2020 Prep Baseball Report Future Games participant... All-state honoree as a senior after hitting .333 with a 1.120 OPS, .704 slugging percentage and nine home runs... Pioneer Press Player of the Year as a senior... Two-time all-conference and all-section honoree... Holds school record for home runs (9) and most RBIs (32) in 20 games... Helped team to third place finish at state in 2021 and a conference runner-up finish in 2022... 2016 National Home Run Derby finalist, placing third in the nation
- Step-mom Megan Higginbotham played four years of collegiate softball at the University of Minnesota and coached at Florida International

CAREER STATS

YEAR	AVG.	G-GS	AB	R	H	2B	3B	HR	RBIS	BB	HBP	SO	SB-A
2023	.269	19-3	26	4	7	5	0	0	5	5	1	10	0-0
TOTALS	.269	19-3	26	4	7	5	0	0	5	5	1	10	0-0

Instagram: [UIBaseball](#)




Twitter: [@UIBaseball](#)



Facebook: [iowabaseball](#)

47 WILL CHRISTOPHERSEN

RS Jr. • RHP • 6-4 • 210 • R/R
Bettendorf, Iowa • Michigan State • Pleasant Valley HS



GAME-BY-GAME STATS

#47 Christophers, Will - 24 appearances (All games)

Date	Opponent	GS	IP	H	R	ER	BB	SO	2B	3B	HR	WP	BK	HBP	IBB	Score	W-L	Sv	ERA	NP	
Feb 17	vs Indiana State		2.0	0	0	0	2	3	0	0	0	0	0	0	1	6-2	1-0	0	0.00	31	
Feb 25	vs LSU		1.0	0	0	0	0	1	0	0	0	0	0	1	0	12-4	1-0	0	0.00	20	
Feb 28	LORAS		1.0	0	0	0	0	3	0	0	0	0	0	0	0	9-2	1-0	0	0.00	11	
Mar 03	vs Southern		0.1	0	0	0	0	1	0	0	0	0	0	0	0	20-8	1-0	0	0.00	4	
Mar 04	at South Alabama		1.0	0	0	0	0	3	0	0	0	0	0	0	0	6-2	1-0	0	0.00	20	
Mar 07	COE COLLEGE		1.0	0	0	0	0	3	0	0	0	0	0	1	0	8-2	1-0	0	0.00	14	
Mar 15	ST. THOMAS		1.0	0	0	0	0	1	0	0	0	0	0	0	0	10-1	1-0	0	0.00	13	
Mar 17	SOUTH DAKOTA STA		1.0	1	0	0	1	3	0	0	0	0	0	0	0	5-4	2-0	0	0.00	20	
Mar 19	SOUTH DAKOTA STA		1.0	0	0	0	0	2	0	0	0	0	0	0	0	5-3	2-0	1	0.00	13	
Mar 25	WESTERN MICHIGAN		0.1	2	4	4	2	0	0	0	0	0	0	2	0	21-6	2-0	1	3.72	23	
Mar 28	at Illinois State		1.0	3	3	2	2	3	0	0	0	0	0	0	0	3-5	2-1	1	5.06	38	
Apr 01	MARYLAND		0.0	1	1	1	1	1	0	0	0	0	0	1	0	4-7	2-1	1	5.91	15	
4/5/2023	at Bradley		0.2	1	1	1	1	1	0	0	0	1	0	1	0	9-6	2-1	1	6.35	22	
Apr 12	MILWAUKEE		1.0	0	0	0	1	2	0	0	0	0	0	0	0	12-1	2-1	1	5.84	15	
Apr 15	at Minnesota		1.0	0	0	0	0	1	0	0	0	0	0	0	0	18-4	2-1	1	5.40	10	
Apr 19	BRADLEY		1.0	0	0	0	0	1	0	0	0	0	0	0	0	6-1	2-1	1	5.02	14	
Apr 23	NEBRASKA		1.0	1	0	0	0	2	0	0	0	0	0	0	0	6-1	2-1	1	4.70	18	
Apr 25	UPPER IOWA		1.0	0	0	0	0	3	0	0	0	0	0	0	0	16-0	2-1	1	4.41	17	
Apr 29	at Penn State-2		1.0	1	0	0	0	2	0	0	0	0	0	0	0	4-8	2-1	1	4.15	18	
May 02	ILLINOIS STATE		1.0	0	0	0	0	3	0	0	0	0	0	0	0	7-4	2-1	1	3.93	18	
May 06	OHIO STATE		1.0	0	0	0	0	3	0	0	0	0	0	0	0	15-3	2-1	1	3.72	14	
May 07	OHIO STATE		1.1	2	0	0	1	2	0	0	0	0	0	0	0	2-5	2-1	1	3.48	27	
May 13	MICHIGAN STATE		2.0	1	2	2	0	3	0	0	1	0	0	2	0	8-6	3-1	1	3.97	37	
May 20	at Northwestern		1.0	1	0	0	0	2	0	0	0	0	0	0	0	10-0	3-1	1	3.80	13	
Totals			0	23.2	14	11	10	12	47	0	0	1	1	0	8	1	222-85	3-1	1	3.80	-

CAREER-HIGHS

IP: 5.0 vs. MARYLAND, 3/6/21

SO: 7 vs. MARYLAND, 3/6/21

BB: 3, 2X, LAST AT RUTGERS, 5/22/21

HIGHLIGHTS

- Made 13 relief appearances in 2022... went 1-2 with a 5.52 ERA, fanning 25 to six walks over 14 2/3 innings... notched his first win as a Hawkeye, striking out five in 2 1/3 perfect innings in a win over Purdue (5/27) at the Big Ten Tournament... pitched a perfect ninth, fanning a pair, in a combined shutout win over Indiana (5/20)... struck out the side at Michigan on April 2 in his first outing since March 11... had five strikeouts in 3 2/3 innings at Texas A&M Corpus Christi... struck out four batters in his Hawkeye debut in an 11-1 win over Ball State (2/19)
- Michigan State transfer... made 22 appearances -- all in relief -- going 2-2 with a 3.19 ERA

CAREER STATS

YEAR	ERA	W-L	APP	GS	CG	SHO	SV	IP	H	R	ER	BB	SO
2020	6.14	1-1	7	0	0	0/0	0	7.1	8	7	5	5	12
2021	2.45	1-1	15	0	0	0/0	1	29.1	27	11	8	17	39
2022	5.52	1-2	13	0	0	0/1	0	14.2	10	12	9	6	25
2023	3.80	3-1	24	0	0	0/2	1	23.2	14	11	10	12	47
TOTALS	3.84	6-5	44	0	0	0/3	2	75.0	59	41	32	40	

Instagram: [UIBaseball](#)



Twitter: [@UIBaseball](#)



Facebook: [iowabaseball](#)

48 DREW PROSKOVEC

Fr. • LHP • 6-2 • 180 • L/L
Cedar Rapids, Iowa • Xavier HS



GAME-BY-GAME STATS

#48 Proskovec, Drew - 3 appearances (All games)

Date	Opponent	GS	IP	H	R	ER	BB	SO	2B	3B	HR	WP	BK	HBP	IBB	Score	W-L	Sv	ERA	NP
Feb 28	LORAS		1.0	0	0	0	0	1	0	0	0	0	0	0	0	9-2	0-0	0	0.00	9
Mar 22	GRAND VIEW		0.1	0	0	0	1	0	0	0	0	0	0	0	0	12-1	0-0	0	0.00	7
Apr 18	at UIC Flames		0.1	0	0	0	0	1	0	0	0	0	0	0	0	3-14	0-0	0	0.00	6
Totals		0	1.2	0	0	0	1	2	0	0	0	0	0	0	0	24-17	0-0	0	0.00	-

CAREER-HIGHS

IP: 1.0 vs. LORAS, 2/28/23

SO: 1, 2x, LAST vs. UIC, 4/18/23

BB: 1 vs. GRAND VIEW, 3/22/23

HIGHLIGHTS

• Rated as a top-500 recruit nationally by Perfect Game... Ranked as the No. 44 ranked player in Iowa by Prep Baseball Report... Went 3-6 with a 4.76 ERA as a junior with 44 strikeouts over 39 2/3 innings... Posted a 7-1 record senior year with 60 strikeouts with a .110 BAA, a 1.0 WHIP and 1.30 ERA... Second team all-conference, and third team all-state senior year... Helped team get to state semi-finals in 2021 and earn first place in the MVC conference championships in 2022

CAREER STATS

YEAR	ERA	W-L	APP	GS	CG	SHO	SV	IP	H	R	ER	BB	SO
2023	0.00	0-0	3	0	0	0	0-0	1.2	0	0	0	1	2
TOTALS	0.00	0-0	3	0	0	0	0-0	1.2	0	0	0	1	2

Instagram: [UIBaseball](#)



Twitter: [@UIBaseball](#)




Facebook: [iowabaseball](#)

50 BENJAMIN DETAEYE

RS Jr. • LHP • 6-0 • 195 • L/L

Clive, Iowa • Iowa Central CC • West Des Moines Valley HS



GAME-BY-GAME STATS

CAREER-HIGHS

IP: 2.1 vs. ILLINOIS, 4/9/22

SO: 6 vs. ILLINOIS, 4/9/22

BB: 3, 3X, LAST AT NEBRASKA, 5/1/22

HIGHLIGHTS

- Went 1-1 with a 4.38 ERA in 10 appearances (one start) spanning 12 1/3 innings... Had 21 strikeouts (to 16 walks)... Notched his first win in his first career start, tossing two shutout innings and fanning two against Western Illinois (4/26)... Pitched two scoreless innings, fanning two in the series finale against Minnesota (4/17) Against struck out four in two innings in road win at Milwaukee (4/12)... Logged a career-best 2 1/3 innings against Illinois (4/9), striking out six (to three walks) without allowing a hit... Struck out the side as part of the combined shutout victory over Cornell College (3/2)... Made Hawkeye debut against Air Force (2/18)
- Transfer from Iowa Central CC... went 2-1 with a 2.08 ERA in six appearances, including four starts

CAREER STATS

YEAR	ERA	W-L	APP	GS	CG	SHO	SV	IP	H	R	ER	BB	SO
2022	4.38	1-1	10	1	0	0/1	0	12.1	8	8	6	16	21
TOTALS	4.38	1-1	10	1	0	0/1	0	12.1	8	8	6	16	21

Instagram: [UIBaseball](#)



Twitter: [@UIBaseball](#)



Facebook: [iowabaseball](#)