



IOWA



2023-24 MEDIA GUIDE



FRAN MCCAFFERY

14TH SEASON AT IOWA | 28TH SEASON AS HEAD COACH

512 CAREER VICTORIES 261 WINS AS IOWA'S HEAD COACH (SECOND-MOST ALL-TIME IN SCHOOL HISTORY)
126 BIG TEN CONFERENCE VICTORIES (TIED FOR THE MOST ALL-TIME IN SCHOOL HISTORY) 22 WINNING SEASONS
16 POSTSEASON APPEARANCES 6 CONFERENCE TOURNAMENT CHAMPIONSHIPS 7 CONSENSUS ALL-AMERICANS
2 NATIONAL PLAYERS OF THE YEAR

I O W A B A S K E T B A L L

**2023-24 SCHEDULE**

Date	Opponent	Time (TV/Stream)
Mon., Oct. 30	Quincy (Exh.)	7 p.m. (B1G+)
Tues., Nov. 7	North Dakota	7 p.m. (B1G+)
Fri., Nov. 10	Alabama State	7 p.m. (Peacock)
Tues., Nov. 14	at Creighton%	9 p.m. (FS1)
Fri., Nov. 17	Arkansas State	7 p.m. (B1G+)
Thurs., Nov. 23	vs. Oklahoma#	2 p.m. (FS1)
Fri., Nov. 24	vs. Seton Hall/USC#	5 p.m. (FOX)
Wed., Nov. 29	North Florida	8 p.m. (BTN)
Mon., Dec. 4	at Purdue*	6 p.m. (BTN)
Thurs., Dec. 7	at Iowa State+	7 p.m. (ESPN)
Sun., Dec. 10	Michigan*	3:30 p.m. (BTN)
Sat., Dec. 16	vs. Florida A&M	3:30 p.m. (BTN)
Wed., Dec. 20	UMBC	7 p.m. (BTN)
Fri., Dec. 29	Northern Illinois	6 p.m. (B1G+)
Tues., Jan. 2	at Wisconsin*	6 p.m. (BTN)
Sat., Jan. 6	Rutgers*	11 a.m. (BTN)
Fri., Jan. 12	Nebraska*	8 p.m. (BTN)
Mon., Jan. 15	at Minnesota*	5 p.m. (BTN)
Sat., Jan. 20	Purdue*	1 p.m. (FS1)
Wed., Jan. 24	Maryland*	6 p.m. (BTN)
Sat., Jan. 27	at Michigan*	4 p.m. (FS1)
Tues., Jan. 30	at Indiana*	6 p.m. (BTN)
Fri., Feb. 2	Ohio State*	6 p.m. (FS1)
Thurs., Feb. 8	at Penn State*	6 p.m. (BTN)
Sun., Feb. 11	Minnesota*	2 p.m. (BTN)
Wed., Feb. 14	at Maryland*	7:30 p.m. (BTN)
Sat., Feb. 17	Wisconsin*	1:15 p.m. (BTN)
Tues., Feb. 20	at Michigan State*	6 p.m. (Peacock)
Sat., Feb. 24	at Illinois*	1:15 p.m. (BTN)
Tues., Feb. 27	Penn State*	8 p.m. (BTN)
Sat., March 2	at Northwestern*	4:30 p.m. (BTN)
Sun., March 10	Illinois*	6 p.m. (FS1)
March 13-17	Big Ten Tournament	Minneapolis
March 19-20	First Four	Dayton, Ohio
March 21-24	NCAA Tournament, First/Second Rounds	
March 28-31	NCAA Tournament, Regional Finals	
April 6-8	NCAA Final Four	Glendale, Ariz.

Schedule is subject to change. All times are Central Standard Time.

^ -- Gavitt Games | # -- Rady Children's Invitational (San Diego, Calif.)

+ -- Iowa Corn Cy-Hawk Series | * -- Big Ten Conference contest

CREDITS

Publisher: The University of Iowa Athletics Department

Editors: Matt Weitzel, James Allan, Traci Wagner

Design: Matt Ellison, Art Director, Carter Westlake

Photographers: Brian Ray, Stephen Mally, Jeff Becker, Justin Torner, NBA

University of Iowa Nondiscrimination Statement

The nondiscrimination statement must be included in all publications affiliated with the University of Iowa. Its inclusion is required by federal regulations and is designed to make the university's commitment to equal opportunity in employment and equal access to its programs and activities clear to the reader.

"The University of Iowa prohibits discrimination in employment, educational programs, and activities on the basis of race, creed, color, religion, national origin, age, sex, pregnancy (including childbirth and related conditions), disability, genetic information, status as a U.S. veteran, service in the U.S. military, sexual orientation, gender identity, or associational preferences. The university also affirms its commitment to providing equal opportunities and equal access to university facilities."

TABLE OF CONTENTS

NBA Draft Picks Spread	2-3
Hawkeye Basketball Tradition	4
Hawkeye Basketball Style	5
2023-24 Roster and Quick Facts	6-7
President Barbara J. Wilson	8
Interim Director of Athletics Beth Goetz	9
Head Coach Fran McCaffery	10-30
Assistant Coaches/Support Staff	31-40
2023-24 Iowa Hawkeye Bio Information	41-63
2022-23 Stats and Review Information	64-71
All-Time Series Results	72-73
Record vs. All Conferences	74-75
All-Time Series Results	76-89
SID Directory	89
Day-by-Day Results	90-92
Individual Records	93
Team Records/Largest Comeback Wins	94
Single Game -- Individual Leaders	95
Season -- Individual Leaders	96
Career -- Individual Leaders	97
Team Leaders -- Single Game & Season	98
Individual Game Scoring Leaders	99-100
30/40 Point Club	101
Individual Game Rebounding and Assists Leaders	102-103
Career Double-Doubles	104-110
Miscellaneous Clubs	111-112
Season-by-Season Leaders	113-114
Basketball Attendance/Largest Crowds	115-116
Records by Class	117-120
Miscellaneous Records/Overtime/Information	121-122
Iowa's Tournament Records	123-124
Carver-Hawkeye Arena Records	125
1,000-Point Club	126-131
NCAA/NIT Box Scores	132-152
Iowa Basketball Yearly Record	153-154
All-Time Coaching Numbers	155
Year-By-Year Scores	156-175
Iowa Record Versus AP Top 25 Teams	176-179
Tournament History	180-184
Iowa NCAA Tournament History	185-186
Year-By-Year Statistics	187-189
Iowa's Basketball History Information	190-199
Hawkeyes in the NBA Drafts	200
All-Time Lettermen/Jersey Numbers	201-205
2023-24 Composite Big Ten Schedule	206-209
Hawkeye Visions	210-211
Media Information	212-213
2023-24 Iowa Basketball Headshots	216

Iowa Strategic Communications

S300 Carver-Hawkeye Arena

One Elliott Drive

Iowa City, IA 52242

Office Telephone: 319-335-9411

James Allan, Associate Director, Basketball Contact

james-allan@uiowa.edu | 319-530-5792 (cell)

Matt Weitzel, Associate AD

matthew-weitzel@uiowa.edu



NBA DRAFT



IOWA BASKETBALL



NBA DRAFT

SELECTIONS UNDER COACH MCCAFFERY

LUKA GARZA

2021 NBA DRAFT - 2ND ROUND

- Consensus National Player of the Year (2021)
- Big Ten Jesse Owens Male Athlete of the Year (2021)
- Senior CLASS Award recipient (2021)
- Two-time National Player of the Year
- Two-time Big Ten Player of the Year
- Two-time consensus first-team All-American
- Two-time USBWA District VI Player of the Year
- Two-time Kareem Abdul-Jabbar Center of the Year
- Two-time Pete Newell Big Man of the Year
- Two-time unanimous first-team All-Big Ten
- One of nine men's basketball players to have his number retired
- One of only three players to earn Big Ten Player of the Year in consecutive seasons
- Iowa All-Time Leading Scorer
- Only Big Ten men's basketball player to amass more than 2,250 points & 900 rebounds

KEEGAN MURRAY

2022 NBA DRAFT - NO. 4 OVERALL SELECTION

- Consensus First-Team All-American
- Karl Malone Power Forward of the Year
- Finalist (Wooden, Naismith, Lute Olson & Lefty Driesell)
- Unanimous First-Team All-Big Ten
- USBWA & NBAC All-District Selection
- Big Ten Tournament Most Outstanding Player
- Program record 6X Big Ten Player of the Week honors
- Iowa single-season scoring champion (822 points)
- Big Ten Tournament record 103 points
- Second player in Division I history to amass 800+ points, 60+ blocks, 60+ 3-pointers

KRIS MURRAY

2023 NBA DRAFT - NO. 23 OVERALL SELECTION

- Consensus Third-Team All-American
- First-team All-Big Ten selection
- 30 points/20 rebounds in a game - first Hawkeye in 45 years
- Lute Olson National Player of the Year finalist
- Karl Malone Power Forward of the Year finalist
- John R. Wooden Award/Naismith Player of the Year semifinalist

JOE WIESKAMP

2021 NBA DRAFT - 2ND ROUND

- First junior to amass 1,250 points, 550 rebounds, 175 3-pointers, 100 assists and 75 steals
- Two-time All-Big Ten honoree

AARON WHITE

2015 NBA DRAFT - 2ND ROUND

- First-team All-Big Ten in 2015
- 2015 NABC first-team and USBWA first-team all-district selections
- Finished career second in career scoring (1,859) and third in rebounding (901)
- First Hawkeye to amass 1,800 points and 900 rebounds

ROY DEVYN MARBLE

2014 NBA DRAFT - 2ND ROUND

- Two-time All-Big Ten selection, including first team in 2014
- First-team NABC and USBWA all-district selection
- Finished career fifth in career scoring with 1,694 points

IOWA BASKETBALL

**2023-24**

THE UNIVERSITY OF IOWA

ONE OF THE NATION'S VERY BEST

Iowa City, Iowa. It is the home for one of the nation's leading public universities, the University of Iowa.

It's also the home of one of the nation's most successful college basketball programs, the Iowa Hawkeyes.

29 NCAA Tournament appearances • 3 Final Fours • 8 Sweet Sixteens • 4 Elite Eights • 11 Big Ten Championships

HERE IS A SAMPLING OF IOWA'S MOST RECENT SUCCESS:

Iowa basketball has posted winning seasons 10 of the last 11 years under head coach Fran McCaffery, including 26 victories in 2022, second most in school history. The Hawkeyes have finished in the Big Ten first division and advanced to the NCAA Tournament six of the past eight completed seasons.

The Hawkeyes won all 17 home games in 2006, posting the first-ever perfect record in Carver-Hawkeye Arena. Iowa has posted a 225-70 record in Carver-Hawkeye Arena over the past 17 seasons, including a 153-37 mark the last 11 years. Iowa won a school-record 18 home games in 2013.

Iowa earned berths in six of the past eight NCAA Tournaments (winning games in 2015, 2016, 2019, and 2021), and reached the NIT in 2012 (Round of 16), 2013 (runner-up), and 2017 (second round).

Iowa has appeared in the NCAA Tournament 26 times over the past 45 years. The Hawkeyes have made three appearances in the NCAA Final Four and have advanced to the Sweet 16 three times since 1987.

The eight winningest seasons in Iowa basketball history, 30 wins in 1987, 26 wins in 2022, 25 wins in 2013 and 2006, 24 wins in 1988 and 23 wins in 1989, 1993, 1996, 2001, and 2019, are an indication of the past success of Iowa basketball. Iowa has posted 20 or more wins in 16 of the past 28 seasons, including eight of the last 11.

Leading the Hawkeye program is head coach Fran McCaffery, who guided Iowa to seven NCAA Tournament berths and three trips to the NIT over the last 12 years. McCaffery has coached eight first-team All-Big Ten honorees, including an All-American six times, over the last nine seasons (2014-23). McCaffery led three former teams to conference championships and five NCAA Tournaments. In 27 years as a college head coach, McCaffery's teams have averaged nearly 19 wins per year.

In 2022, McCaffery joined Hall of Fame coaches Rick Pitino, Bob Huggins, Eddie Sutton and Lefty Driesell as the only Division I coaches to lead teams to conference tournament titles in four or more different leagues.

McCaffery has coached two of the most dominating players in college basketball over the past four seasons: Luka Garza (2020, 2021) and Keegan Murray (2022).

IOWA BASKETBALL: GREAT SUCCESS AND GREAT TRADITION

During the 2001-02 season, the University of Iowa celebrated 100 Years of Basketball. Iowa's basketball history includes 84 winning seasons, including 31 years in which the Hawkeyes have won 20 or more games.

ESPN released its 2009 college basketball encyclopedia and inside it included its ESPN/Sagarin all-time rankings. The University of Iowa's success on the court garnered the program a ranking of No. 10 in the country!

Iowa basketball teams have advanced to the NCAA Tournament 29 times, advancing to the NCAA Final Four in 1955, 1956 and 1980. In fact, Iowa is one of just 32 Division I programs to advance to the NCAA Tournament on 29 or more occasions. In addition, Iowa has made eight appearances in the NIT postseason tournament.

The start of the Iowa basketball program can be traced back to Jan. 18, 1896. On that date, Iowa City was the site of the first college basketball game played with five players on a side. The historic event took place in Close Hall on the University of Iowa campus. In that first game, the University of Chicago defeated Iowa, 15-12, with neither team using any substitutes.

From that first game in 1896, the Iowa basketball program has been recognized as one of the best in the nation. *Street & Smith's* magazine recently selected its "100 Greatest College Basketball Programs of All Time". In its special publication, the magazine recognized the Iowa program as No. 40 among over 300 Division I programs.



PLAYING WITH PASSION AND A LOVE OF THE GAME: PUSHING THE BALL AND AGGRESSIVELY ATTACKING THE BASKET; FINDING THE OPEN TEAMMATE; CHANGING DEFENSE AND DISRUPTING THE RHYTHM OF THE OPPONENTS; SINKING THE OPEN 3-POINTER; AND HELPING OUT TEAMMATES

When you add those components together, they add up to Iowa basketball, a style of basketball that is all-out fun for 40 minutes, a style of play that is exciting to watch, but more importantly, a style of basketball that players love to play.

As the Iowa Hawkeyes head into the 2023-24 season, the 14th year under coach Fran McCaffery and his coaching staff, Iowa basketball is in the midst of an era that features exciting and fun basketball that players enjoy playing and fans enjoying watching.

“Hawkeye fans and our players enjoy our style of basketball. We compete and play the game the right way. We play an up-tempo style, push the ball, attack the basket and catch the defense off balance. We want to score in the 80s and 90s. Defensively, we change defenses and disrupt rhythm. We give Hawkeye fans an exciting style of basketball to watch. Our players have fun and enjoy what they do on the floor.”

“We have a solid foundation and a tremendous environment to work with as we continue to build upon our 29 NCAA Tournament appearances and three Big Ten Tournament championships, with our most recent title coming in 2022. We embrace the Hawkeye tradition and look forward to the challenges ahead.”

FRAN MCCAFFERY
Head Coach
University of Iowa

McCaffery took over the Iowa basketball program in 2010 after rebuilding three basketball programs (Lehigh, UNC-Greensboro and Siena) as a head coach. McCaffery is one of just 14 Division I coaches to take four different programs (Iowa, Siena, UNC Greensboro and Lehigh) to the NCAA Tournament. He was the first to do so with three programs from one-bid leagues.

With Iowa's Big Ten Tournament championship in 2022, McCaffery joined Hall of Fame coaches Rick Pitino, Bob Huggins, Eddie Sutton and Lefty Driesell as the only Division I coaches to lead teams to conference tournament titles in four or more different leagues.

In five seasons as the head coach at Siena, McCaffery led his team to an average of better than 22 victories per year, including back-to-back 27-win campaigns in 2009 and 2010. He led the Saints to three straight regular season championships and NCAA Tournament appearances (2008-10).

Thirteen of McCaffery's 27 teams boasted third place or better finishes in their respective conference, including capturing league tournament titles six times. McCaffery-coached teams have competed in 12 NCAA Tournaments and four NIT's; a 13th NCAA Tournament would have been added to his resume in 2020, if not for the cancellation of the tournament due to COVID-19.

Consider these facts about Fran McCaffery and his coaching career:

He was named MAAC Coach of the Year in 2009 and District I Coach of the Year in 2010 by the National Association of Basketball Coaches

McCaffery has posted 14 20-win seasons as a head coach, including 12 of the last 17 years and eight of the last 11 seasons.

Iowa placed third in the challenging Big Ten in 2015, 2016, and 2021. McCaffery boasts 22 upper division finishes, including 10 of the last 12 seasons.

The Hawkeyes have earned national rankings eight of the past 10 seasons. Iowa went wire-to-wire ranked inside the Associated Press Top 15 during the 2021 season, climbing as high as No. 3.

Led Iowa to 26 wins in 2022, its second highest total in school history and 25 victories in 2013, including a school-record 18 home wins. The Hawkeyes have advanced to six of the past eight NCAA Tournaments.

In 27 years as a head coach, has led his teams to six conference tournament championships and 16 postseason appearances.



Center Luka Garza became the program's first consensus national player of the year in 2021, while forward Keegan Murray earned consensus first-team All-America distinction as a sophomore in 2022.



No.	Name	Pos.	Ht.	Wt.	Yr.	Hometown	High School/Last School
0	Even Brauns	C	6-9	245	Sr.	Iowa City, Iowa	Iowa City West/Belmont
1	Spencer Hutchison	G	6-4	202	RS Fr.	Dallas, Texas	Episcopal School of Dallas
2	Brock Harding	G	6-0	162	Fr.	Moline, Ill.	Moline
4	Josh Dix	G	6-5	200	So.	Council Bluffs, Iowa	Lincoln
5	Dasonte Bowen	G	6-2	183	So.	Boston, Mass.	Brewster Academy (N.H.)
10	Jovone Cater	G	6-2	180	Sr.	Far Rockaway, N.Y.	Holy Cross
11	Tony Perkins	G	6-4	205	Jr.	Indianapolis, Ind.	Lawrence North
13	Ladji Dembele	F	6-8	250	Fr.	Neward, N.J.	St. Benedict's Prep
14	Carter Kingsbury	G	6-4	225	RS So.	Ponca, Neb.	Brewster Academy (N.H.)
20	Payton Sandfort	F	6-7	215	Jr.	Waukee, Iowa	Waukee
22	Patrick McCaffery	F	6-9	212	RS Sr.	Iowa City, Iowa	West
23	Ben Krikke	F	6-9	245	Grad.	Edmonton, Alberta	Jasper Place/Valparaiso
24	Pryce Sandfort	F	6-6	205	Fr.	Waukee, Iowa	Waukee Northwest
25	Luc Laketa	G	6-5	185	Jr.	Concord, Mich.	Winchendon School (Mass.)
32	Owen Freeman	F	6-10	230	Fr.	Moline, Ill.	Moline
44	Riley Mulvey	C	6-11	245	Jr.	Rotterdam, N.Y.	St. Thomas More

Head Coach: Fran McCaffery

Assistant Coaches: Sherman Dillard, Courtney Eldridge, Matt Gatens

Assistant Coach, Player Development: Tristan Spurlock

Chief of Staff: Al Seibert

Director of Operations: Kyle Denning

Video Coordinator: Lucas Pauley

PRONUNCIATION GUIDE

Even Brauns EVAN

Dasonte Bowen dah-SUHN-tae

Ladji Dembele LAH-gee Dem-BELL-eh

Ben Krikke CRICK-ee

Luc Laketa LUKE Lah-KET-ah



Front Row: Spencer Hutchison, Josh Dix, Dasonte Bowen, Brock Harding, Tony Perkins, Pryce Sandfort, Carter Kingsbury, Luc Laketa

Middle Row: Riley Mulvey, Even Brauns, Ladji Dembele, Patrick McCaffery, Payton Sandfort, Ben Krikke, Owen Freeman

Back Row: Jack Devlin, Kyle Denning, Courtney Eldridge, Matt Gatens, Fran McCaffery, Sherman Dillard, Tristan Spurlock, Al Seibert, Lucas Pauley (not pictured Jovone Cater)



2022-23 Record: 19-14

Big Ten Conference Record: 11-9 (T-5th)

2022-23 Postseason: NCAA First Round

Starters Returning/Lost: 3/2

Lettermen Returning/Lost: 8/5

Head Coach: Fran McCaffery

Birthdate: 5/23/59

Education: B.S. -- Pennsylvania (The Wharton School), 1982
Master of Education -- Lehigh, 1985

Career Record: 512-353 (.592, 27 years)

McCaffery at Iowa: 261-176 (.597, 13 years)

Big Ten Record: 126-118 (.516, 13 years)

Best Time to Call: Mornings, contact Athletic Communications

Assistant Coaches:

Sherman Dillard, 14th year at Iowa (James Madison, 1978)

Courtney Eldridge, second year at Iowa (UNCG, 2015)

Matt Gatens, second year at Iowa (Iowa, 2012)

Assistant Coach, Player Development: Tristan Spurlock (UCF, 2014)

Chief of Staff: Al Seibert (Fredonia State, 1985)

Director of Basketball Operations: Kyle Denning (Iowa, 2015)

Video Coordinator: Lucas Pauley (Iowa, 2018)

Basketball Administrative Assistant: Shelly Deutsch

Athletic Trainer: Brad Floy

Basketball Office

N215 Carver-Hawkeye Arena, Iowa City, IA 52242

Telephone: (319) 335-9444 or (800) 424-6677

Starters Returning (3):

Tony Perkins (G, 6-4, 205, Sr., 12.3 ppg, 4.1 rpg, 2.8 apg)

Patrick McCaffery (F, 6-9, 212, Sr., 9.8 ppg, 3.6 rpg, 1.0 apg)

Payton Sandfort (F, 6-7, 215, Jr., 10.3 ppg, 4.1 rpg, 1.5 apg)

Lettermen Returning (5):

Dasonte Bowen (G, 6-2, 183, So., 3.1 ppg, 0.9 rpg, 1.0 apg)

Josh Dix (G, 6-5, 200, So., 2.0 ppg, 0.9 rpg, 0.9 apg)

Riley Mulvey (F, 6-11, 245, Jr., 0.9 ppg, 0.9 rpg, 0.3 bpg)

Luc Laketa (G, 6-5, 185, So., 0.8 ppg, 0.2 rpg, 0.2 spg) *

Carter Kingsbury (G, 6-4, 225, RS-So., Ponca. Neb.) *

Newcomers (8):

Even Brauns (C, 6-9, 245, Sr., Iowa City, Iowa)

Jovone Cater (G, 6-2, 180, Sr., Far Rockaway, N.Y.)*

Ladji Dembele (F, 6-8, 250, Fr., Newark, N.J.)

Owen Freeman (F, 6-10, 230, Fr., Moline, Ill.)

Brock Harding (G, 6-1, 162, Fr., Moline, Ill.)

Spencer Hutchison (G, 6-4, 202, RS Fr., Dallas, Texas)*

Ben Krikke (F, 6-9, 245, Gr., Edmonton, Alberta)

Pryce Sandfort (F, 6-6, 205, Fr., Waukegan, Iowa)

Lettermen Lost (5):

Kris Murray (F, 6-8, 220, Jr. 20.2 ppg, 7.9 rpg, 2.0 pg)

Connor McCaffery (G/F, 6-6, 215, Gr., 6.5 ppg, 4.1 rpg, 3.7 apg)

Filip Rebraca (F, 6-9, 230, Gr., 14.1 ppg, 7.5 rpg, 0.9 bpg)

Josh Ogundele (6-10, 275, Jr., 1.9 ppg, 1.7 rpg, 0.5 spg)

Ahron Ulis (G, 6-3, 190, Jr., 6.1 ppg, 1.6 rpg, 2.1 apg)

Lettermen by Experience

4-year Lettermen (1): Patrick McCaffery

3-year Lettermen (1): Tony Perkins

2-year Lettermen (3): Luc Laketa, Riley Mulvey,
Payton Sandfort

1-year Lettermen (3): Dasonte Bowen, Josh Dix, Carter
Kingsbury

Personnel Breakdown

By Class

Seniors (5): Even Brauns, Jovone Cater, Ben Krikke (5th
Year), Patrick McCaffery (RS), Tony Perkins

Juniors (3): Luc Laketa, Riley Mulvey,
Payton Sandfort

Sophomores (3): Dasonte Bowen, Josh Dix,
Carter Kingsbury (RS)

Freshmen (5): Ladji Dembele, Owen Freeman,
Brock Harding, Spencer Hutchison, Pryce Sandfort

By Height

6-0: Brock Harding

6-2: Dasonte Bowen, Jovone Cater

6-4: Spencer Hutchison, Carter Kingsbury, Tony Perkins

6-5: Josh Dix, Luc Laketa

6-6: Pryce Sandfort

6-7: Payton Sandfort

6-8: Ladji Dembele

6-9: Even Brauns, Ben Krikke, Patrick McCaffery

6-10: Owen Freeman

6-11: Riley Mulvey

* - - non-scholarship athlete

**BARBARA J. WILSON****President, The University of Iowa**

Dr. Barbara J. Wilson is the 22nd president of the University of Iowa. Her leadership priorities are focused on people, and in her first year, the university finalized a new five-year strategic plan, launched transformative faculty recruitment and retention programs, and, through the recently inaugurated First Gen Hawks program, saw increased retention rates among students who are first-in-family to attend college. President Wilson and her development team have raised over \$400 million to support the university, including the largest gift since the institution's founding in 1847.



President Wilson earned a bachelor's degree in journalism and master's and PhD degrees in communication arts from the University of Wisconsin-Madison. She came to Iowa having served as the executive vice president/vice president for academic affairs of the University of Illinois System. Prior to that, she served in several administrative positions, including interim chancellor, at the University of Illinois Urbana-Champaign, where she was a member of the communication faculty for 21 years. She was also a professor of communication at the University of California, Santa Barbara, and the University of Louisville. President Wilson's research focuses on the social and psychological effects of the media, particularly on youth.

President Wilson's spouse, John Lammers, is a retired professor of communication. They have two grown daughters.





BETH GOETZ

**Henry B. and Patricia B. Tippie
Interim Director of Athletics Chair**

Beth Goetz was named interim Henry B. and Patricia B. Tippie Director of Athletics Chair at the University of Iowa June 1, 2023. Goetz joined the Iowa athletics staff as Deputy Director of Athletics and Chief Operating Officer (COO) on Sept. 7, 2022.



Goetz joined the Iowa athletics staff from Ball State University, where she had served as Director of Athletics since May, 2018. At Ball State, she directly supervised 19 Division I Intercollegiate sports teams, all head coaches, and the senior athletics department professional staff. Goetz previously served as Minnesota's Deputy Athletics Director from 2013-15 and interim Athletics Director during the 2015-16 season.

Ball State won 10 Mid-American Conference championships during the time Goetz served as athletics director, including seven during the 2021-22 athletics campaign, the most since 1999-2000. Goetz also guided Ball State to strong marks in the Reese and Jacoby Trophy standings, which honors the top men's and women's athletics programs in the MAC, respectively. The Cardinals placed third in the Reese Trophy standings in 2021-22, their best finish since taking second in 2013. In addition, Ball State reached heights never achieved in the classroom, including back-to-back years with a 90 percent Graduation Success Rate (GSR) and the highest department GPAs on record.

Among the first projects Goetz tackled at Ball State was the creation of a five-year strategic plan titled, Onward, which was created prior to 2019. During her tenure Goetz also hired eight head coaches, launched the NIL initiative Ball You and as a member of the President's Cabinet served on several key campus committees. Goetz' fundraising acumen was on full display while at Ball State, producing increases in sport specific giving and the completion of numerous capital projects including the university's \$15 million Scheumann Family Indoor Practice Facility. Revenue generation strategies were highlighted by an increase in ticket sales across all sports and a revamped concessions agreement.

In addition to her previous role as an administrator, Goetz has been selected for national leadership duties. Goetz was named to the NCAA Competition Oversight Committee in 2018 and served as vice chair of the NCAA Division I Women's Basketball Committee in 2021. She was named by Women Leaders in College Sports as the 2022 NCAA Division I FBS Nike Executive of the Year and was recognized by the Indianapolis Business Journal (IBJ) as one of the publications 2021 Women of Influence.

Prior to arriving at Ball State, Goetz was the chief operating officer/senior woman administrator at the University of Connecticut from 2016-18. She served as Minnesota's Deputy Athletics Director from 2013-15 and the interim athletics director during the 2015-16 year. She was the associate athletics director at Butler University from 2008-13 following a 13-year stint at the University of Missouri-St. Louis, where she was an assistant women's soccer coach (1996), head women's soccer coach (1997-2008) and assistant athletics director/senior woman administrator (2001-08). Goetz was inducted into the UMSL Sports Hall of Fame in 2014.

During her college career Goetz was an accomplished Division I student-athlete, playing soccer at Clemson University. She earned All-America recognition at Brevard College (N.C.), where she was inducted into the college's Hall of Fame in 2017. Goetz earned an associate of arts degree from Brevard in 1994 and a Bachelor of Arts degree from Clemson in 1996. She earned her master's degree from the University of Missouri-St. Louis in 2000.



The Goetz File

Year	Position
June, 2023:	Interim Henry B. and Patricia B. Tippie Director of Athletics Chair
2022-June, 2023:	Deputy Director of Athletics and Chief Operating Officer, University of Iowa
2018-22:	Director of Athletics, Ball State
2016-18:	Chief Operating Officer/SWA, UConn
2015-16:	Interim Director of Athletics, Minnesota
2013-15:	Deputy Athletics Director/SWA, Minnesota
2008-13:	Associate Athletic Director/SWA, Butler
2001-08:	Assistant Athletic Director/SWA, Missouri-St. Louis
1997-2008:	Head Women's Soccer Coach, Missouri-St. Louis
1996:	Assistant Women's Soccer Coach, Missouri-St. Louis

Alma Mater: Clemson (1996)

Master's: Missouri-St. Louis (2000)



For 13 years, University of Iowa head men's basketball coach Fran McCaffery has maintained enthusiasm and excitement surrounding the Hawkeye basketball program. After more than two decades as a head coach, he has coached his teams to 12 NCAA Tournaments, six conference tournament championships from four different leagues, including the Big Ten, with an overall record of 512-353 (.592). McCaffery recorded his 500th career win as a collegiate head coach this past season on Dec. 8, 2022, in a 19-point win over in-state rival Iowa State.



McCaffery, who is the Big Ten's third longest tenured head coach behind Michigan State's Tom Izzo and Matt Painter of Purdue, is Iowa's second all-time winningest coach. McCaffery concluded his 13th season as Iowa's head coach in 2023 with 251 wins. He is 10 victories shy of Iowa's all-time winningest coach, Tom Davis (261).

The positive steps McCaffery has taken the Iowa men's basketball program are par-for-the-course for a coach who has demonstrated his ability to rebuild programs. McCaffery joined Hall of Fame coaches Rick Pitino, Bob Huggins, Eddie Sutton and Lefty Driesell as the only Division I coaches to lead teams to conference tournament titles in four or more different leagues. McCaffery is also one of just 14 Division I head coaches to take at least four different programs to the NCAA Tournament.

McCaffery, 63, was named the University of Iowa's 22nd head men's basketball coach on March 29, 2010. The Philadelphia native has accumulated 22 upper division conference finishes. McCaffery has posted 14 seasons of 20 wins or more as a head coach, including 12 in the last 17 years. McCaffery and the Hawkeyes have placed fifth or better in the Big Ten standings seven of the last nine seasons, including third place finishes in 2015, 2016, and 2021.

Since taking over the program in 2010, the Hawkeyes have vaulted back to national prominence. Iowa has appeared in a postseason tournament 10 of the last 11 completed seasons (7 NCAA, 3 NIT). McCaffery guided the Hawkeyes to seven of the last nine NCAA Tournaments (2014, 2015, 2016, 2019, 2021, 2022, 2023) and reached the NIT championship game in 2013.

Over the last four seasons, Iowa combined to win 87 games, finished fifth place or better in the Big Ten standings, won a Big Ten Tournament title (2022), competed in the last three NCAA Tournaments, and won 20 games over AP Top 25 opponents.

McCaffery has recruited and coached a consensus All-American four of the last eight seasons, including four straight years.

Luka Garza, the most decorated men's basketball player in Iowa history, was a two-time Big Ten and National Player of the Year, Pete Newell Big Man of the Year, Kareem Abdul-Jabbar Center of the Year, and unanimous consensus first-team All-America. He rewrote Iowa's record book earning consensus 2021 National Player of the Year laurels, including winning the prestigious Naismith Trophy, John R. Wooden Award, and Oscar Robertson Trophy. Garza broke Iowa's career (2,306) and single-season (747) scoring records and is the only Big Ten player to amass more than 2,250 points, 900 rebounds, 150 blocks, and 100 3-pointers.

One year later in 2022, Keegan Murray earned consensus first-team All-America laurels, was the Karl Malone Power Forward of the Year honoree and was a finalist for both the Naismith and Wooden National Player of the Year awards in 2022. In the process of posting the best season by an underclassman in program history, Murray surpassed Garza's single season scoring record with 822 points.

In 2023, Kris Murray was voted a consensus third-team All-America, unanimous first-team all-conference by the media, a semifinalist for the Wooden and Naismith, and a finalist for the Malone award. Murray was the only Division I player to average 20+ points, 7+ rebounds, 1+ block and make 65+ 3-pointers in 2023.

In 2016, Uthoff earned second-team All-American honors. He also was named the Men's Basketball Division I Academic All-American of the Year, becoming the first Iowa men's basketball player to ever be named a consensus and Academic All-American of the Year.

After going 117 years without a player reaching 700 points in a single season, Garza and Murray exceeded that milestone three consecutive seasons (2020-22). The Hawkeyes had the Big Ten scoring champion three straight years, which is something that has not been accomplished by any team in the league in over 50 years. Keegan Murray's 23.5 points per game average ranked fifth nationally and first among players from a major conference.

Iowa was ranked as high as No. 3 nationally during the 2016 and 2021 seasons. The Hawkeyes were ranked for 16 consecutive weeks in 2019, the final nine weeks of the 2020 season, went wire-to-wire in 2021 in the top 15 of the AP Poll for the first time since the 1989 campaign, and was ranked No 16 in the final poll on 2022.

This past season, the Hawkeyes won 19 games, tied for fifth place in the Big Ten standings, qualified for the NCAA Tournament and won three games over AP Top 25 opponents. The Hawkeyes won 11 regular season conference games, marking the eighth time in nine seasons reaching 10 wins in Big Ten play.

In 2022, the Hawkeyes won four games in four days to capture the Big Ten Tournament title, their third in program history, which ties as third most in the league. Iowa finished fourth in the conference standings and won 26 games; the second highest single season win total in program history.

In 2021, Iowa won 14 Big Ten regular season games, its highest total since 1987. The Hawkeyes earned a No. 2 seed in the NCAA Tournament, tying its highest ever seed in tournament history (No. 2 in 1987).

McCaffery's up-tempo style of play is a favorite among his players. Iowa has led the Big Ten in scoring each of the last five seasons, including ranking fifth nationally in both 2021 and 2022. Iowa averaged more than 83 points in consecutive seasons (2021 & 2022) for the first time in 27 years. Additionally, Iowa was tops in Division I in assist-to-turnover ratio in 2021 (2.0) and 2022 (1.74).

In 2020, McCaffery orchestrated one of his best coaching jobs during his Iowa tenure. Working with a depleted team due to injuries and redshirts, he led the nationally ranked Hawkeyes to 20 regular season wins and a likely invitation to the NCAA Tournament, if not for the cancellation of the post-season due to the COVID-19 pandemic.



McCaffery's Coaching Record

Year	School	Overall		Conference		Postseason
		W-L	Pct.	W-L	Pct.	
1985-86	Lehigh	13-15	.464	---	---	---
1986-87	Lehigh	15-14	.517	---	---	---
1987-88	Lehigh	21-10	.677	8-6	.571	NCAA First Round
1999-00	UNCG	15-13	.536	9-7	.563	---
2000-01	UNCG	19-12	.704	10-6	.625	NCAA First Round
2001-02	UNCG	20-11	.645	11-5	.688	NIT (0-1)
2002-03	UNCG	7-22	.241	3-13	.188	---
2003-04	UNCG	11-17	.393	7-9	.438	---
2004-05	UNCG	18-12	.600	9-7	.563	---
2005-06	Siena	15-13	.536	10-8	.556	---
2006-07	Siena	20-12	.625	12-6	.667	---
2007-08	Siena	23-11	.676	13-5	.722	NCAA Second Round
2008-09	Siena	27-8	.771	16-2	.889	NCAA Second Round
2009-10	Siena	27-7	.794	17-1	.944	NCAA First Round
2010-11	Iowa	11-20	.355	4-14	.222	---
2011-12	Iowa	18-17	.514	8-10	.444	NIT (1-1)
2012-13	Iowa	25-13	.658	9-9	.500	NIT runner-up (4-1)
2013-14	Iowa	20-13	.606	9-9	.500	NCAA First Round
2014-15	Iowa	22-12	.647	12-6	.667	NCAA Second Round
2015-16	Iowa	22-11	.667	12-6	.667	NCAA Second Round
2016-17	Iowa	19-15	.559	10-8	.556	NIT (1-1)
2017-18	Iowa	14-19	.424	4-14	.222	---
2018-19	Iowa	23-12	.657	10-10	.500	NCAA Second Round
2019-20	Iowa	20-11	.645	11-9	.550	Postseason canceled
2020-21	Iowa	22-9	.710	14-6	.700	NCAA Second Round
2021-22	Iowa	26-10	.722	12-8	.600	NCAA First Round
2022-23	Iowa	19-14	.576	11-9	.550	NCAA First Round
27-year	Total		512-353	.592		

McCaffery is a proven recruiter and continues to create interest with recruits on a national level due to his tireless work ethic. He has recruited and coached an All-American six of the last eight seasons: Jarrod Uthoff (2016), Peter Jok (2017), Garza (2020 & 2021), Keegan Murray (2022) and Kris Murray (2023). He has mentored an All-Big Ten honoree(s) 11 of the last 12 years, including first-team selections eight of the last 10 seasons: Devyn Marble (2014), Aaron White (2015), Uthoff (2016), Jok (2017), Garza (2020 & 2021), Keegan Murray (2022) and Kris Murray (2023). McCaffery also developed Gabriel Olaseni (2015), Nicholas Baer (2017) and Payton Sandfort (2023) to Big Ten Sixth Man of the Year honors. Garza became the first Hawkeye in 52 years to earn Big Ten Player of the Year honors, achieving the distinction twice (2020 & 2021) and first Hawkeye in 68 years to earn consensus first-team All-America recognition.

Joe Wieskamp was voted to the All-Big Ten second team in 2021 and third team in 2020, while CJ Fredrick (2020) and Keegan Murray (2021) became the seventh and eighth players, respectively, during McCaffery's tenure to be voted to the All-Big Ten Freshman Team. Garza and Wieskamp were the fifth highest scoring duo in Division I both in 2020 and 2021, averaging 37.9 points per game in 2020 and 38.9 in 2021. Garza and Wieskamp are the second-highest scoring duo in program history.

Five years ago, the Hawkeyes amassed 23 victories and won an NCAA Tournament game for the third time in five seasons. The Hawkeyes started 2018-19 strong with McCaffery guiding the team to an undefeated nonconference record, something that had not been accomplished in 32 years. Iowa recorded five wins over ranked opponents with only one senior, a total that matched the most by an Iowa team in 13 seasons. McCaffery coached four Hawkeyes to postseason recognition in 2018-19: Tyler Cook earned second-team All-Big Ten laurels, Bohannon was named to third-team all-conference, Garza was an honorable mention selection, while Wieskamp was named to the All-Freshman Team. Bohannon finished his Hawkeye career as the program leader in career assists (704), 3-pointers (455), free throw percentage (.887) and games played (179), and 3-pointers made in a game (10).

Iowa has averaged more than 21 wins over the last 11 seasons, with its 213 victories between 2013-22 being the most over a 10-year span since 1980-89 (218). McCaffery is the first head coach to lead Iowa to 18 or more victories in six straight seasons (2012-17), while winning 20 games or more eight of the last 11 years.

The past 13 years, McCaffery coached 21 Hawkeyes to professional contracts, including Keegan Murray, Kris Murray, Joe Wieskamp and Garza. Keegan Murray was selected with the

fourth overall selection of the 2022 NBA Draft, the highest a Hawkeye has ever been picked, and Kris Murray was picked 23rd overall in the 2023 NBA Draft. It marked the second time in program history that Iowa had first-round draft picks in consecutive years. Wieskamp and Garza were both selected in the 2021 NBA Draft.

McCaffery recruited and coached White to an illustrious Hawkeye career. White became the first Iowa player to score 1,800 points and collect 900 rebounds, while also leading the team in re-bounding all four years. He ranks third in scoring (1,859) and fourth in rebounding (901). He made more free throws than any other Big Ten player in 50 years, ranking third all-time in Big Ten annals with 618.

McCaffery had another marvelous coaching job in 2017, working with one of the youngest teams in the country and nearly receiving a berth in the NCAA Tournament. Iowa tied for fifth in the Big Ten and was the first team out of the field. Jok led the team, becoming Iowa's fifth Big Ten scoring champion in school history, averaging 19.9 points per game. For half the season, Jok started along-side four rookies -- Iowa's youngest starting lineup in school history. Undaunted, McCaffery and the Hawkeyes progressed as the season went on ultimately winning four games against ranked teams, including No. 21 Wisconsin and No. 24 Maryland on the road.

In addition to leading the Big Ten in scoring, Jok established new school free throw records in single-game makes (22) and single-season accuracy (.911). Freshman Cordell Pems broke the school's single-season field goal percentage mark (.617), while Bohannon rewrote the Iowa freshman record books in assists (175), 3-pointers (89), and double-doubles in points and assists (3).

In 2018, a trio of underclassmen led the squad in sophomores Cook and Bohannon, and freshman Garza. Cook joined Greg Stokes as the only Hawkeyes to total more than 500 points and 200 rebounds their sophomore season, while newcomer Garza became just the fourth Hawkeye rookie in program history to score 400 points. Bohannon became the sixth Hawkeye in program history to total more than 400 points and 150 assists in a season and is the only Division I player to total more than 150 assists and 80 3-pointers as a freshman and sophomore over the last 25 years.

In 2016, McCaffery coached an Iowa team to heights that had not been seen in Iowa City in decades. The Hawkeyes were nationally ranked the final 12 weeks of the season, including ascending as high as No. 3 -- its highest ranking



since 1987. Iowa won five games over AP Top-25 teams. The Hawkeyes recorded back-to-back 12-win seasons in Big Ten play for just the third time in school history (1981-82 and 1987-88) and won an NCAA Tournament game in consecutive seasons for the first time since 1996-97. Additionally, Iowa swept Michigan, Purdue, and Michigan State (6-0) for the first time since 1954. Uthoff and Jok combined to average 35 points per game, Iowa's third-highest scoring duo the last 40 seasons.

Individually, Uthoff became the fifth consensus All-American in program history. Jok's game erupted garnering second team all-conference honors as a junior.

In 2015, Iowa's seven true road victories were the most by a Hawkeye team since 1987. And in the NCAA Tournament, McCaffery and the Hawkeyes posted the largest margin of victory ever in a 7/10 match-up, beating 10th-seeded Davidson, 83-52, in the second round. The 31-point win was the largest by any Hawkeye team in a postseason game.

McCaffery and the Hawkeyes have made Carver-Hawkeye Arena one of the most feared arenas to play in nationally. Fans have embraced McCaffery and his team's style of play, with attendance increasing by more than 50 percent since 2010.

The Hawkeyes won a school-record 18 home contests in 2013. Iowa won 13 consecutive home contests in 2019-20, its second-longest win streak inside Carver-Hawkeye Arena in a single season. The Hawkeyes have won 14 or more home games each of the last five seasons (2019-23).

Under McCaffery's direction, Iowa won 20 or more games four straight seasons (2013-16), the program's longest streak in 15 years. The Hawkeyes accumulated 25 victories in 2013, which equal the second-most win total in school history (20 in 2014, 23 in 2019, 22 in 2015, and 22 in 2016).

McCaffery has served as head coach at four institutions: Iowa, Siena, UNC-Greensboro and Lehigh. The four teams had a combined record of 35-84 (.204) the season prior to his arrival. By year three, they had a total record of 89-45 (.664).

McCaffery came to Iowa after five successful seasons at Siena.

McCaffery's five years at Siena were the best in its 70-year history, which earned the head coach entry into the Siena Athletics Hall of Fame in 2018. He led the Saints on an incredible run that ended with three straight conference championships and NCAA Tournament appearances.

In so doing, Siena became the only program in the country to win its regular season and postseason title 2008-10.

McCaffery's Saints owned a 112-51 record in his five years with the program. After orchestrating the fifth greatest turnaround in Division I play his first year, McCaffery led Siena to a 20-win season and a MAAC Championship game appearance in his second. In 2007-08, Siena took its biggest step forward under his direction, earning the MAAC regular-season and tournament championship, as well as an NCAA Tournament first-round win over Vanderbilt. In 2008-09, the Siena program enjoyed unprecedented success. Siena won the regular-season title by equaling a program record with 27 wins before capturing the tournament crown. The Saints went on to defeat Ohio State in double overtime in one of the tournament's most exciting games.

In 2010, McCaffery led Siena to its fourth straight 20-win season, something never before achieved in program history. Siena ran away with the league title, clinching the No. 1 seed in the tournament and ultimately knocking off Fairfield in the MAAC title game.

The 2009 MAAC Coach of the Year is the third-winningest coach, by percentage, in league history (.68-22, .756). He is the only coach to guide a MAAC program to two NCAA Tournament wins.



The McCaffery family (left to right): Margaret, Patrick, Fran, Jonathan, Connor and Marit.

The 2008 season will also go down as one of the most memorable in Siena basketball history. McCaffery became just the 31st coach to take three different programs to the "Big Dance", and he was the first to do so with three programs from one-bid leagues (conference's that sent just one team the year his program advanced). Siena pounded Rider in the MAAC title game on its home floor to earn the MAAC's automatic bid. Less than two weeks later, McCaffery put together the perfect game plan and Siena led from start-to-finish in a triumph over Vanderbilt. Many considered the victory the greatest in school history, challenged at the time only by the program's 1989 upset of Stanford in the NCAA first round.

Siena won 20 games in McCaffery's second season (2007) and tied for third place in the MAAC with a 12-6 finish. McCaffery's Saints were the highest scoring team in the league, and they peaked at the right time, winning seven of their last eight regular-season games and advancing to play for the league championship.



McCaffery's first recruit - senior Kenny Hasbrouck - graduated as the most important player in pro-gram history. He was named MAAC Rookie of the Year as a freshman, MAAC second team and All-Tournament team as a sophomore, collegeinsider.com Mid Major Player of the Year, MAAC first team and MAAC Tournament MVP as a junior and MAAC Player of the Year, MAAC Tournament MVP, NABC All-District and MAAC first team as a senior.

His second class is widely regarded as the best in program history. Edwin Ubiles, Alex Franklin, and Ronald Moore finished their four-year careers with a 97-38 (.719) overall record, three MAAC Championships in four title game appearances, three-straight NCAA Tournament appearances and two NCAA Tournament first round victories. Ubiles was a two-time MAAC first team, NABC All Dis-strict first team and MAAC Tournament team selection and the 2007 MAAC co-Rookie of the Year. Franklin, a two-time NABC All District selection, earned 2008 and 2009 MAAC second team and MAAC Tournament team honors. He won the 2010 MAAC Player of the Year award (Siena's second straight) and the 2010 MAAC Tournament MVP. Moore, the pulse of the team, earned 2009 MAAC second team and 2010 MAAC first team honors as well as a spot on the 2010 MAAC Tournament team. He became the MAAC's all-time assists leader in the 2010 MAAC Championship game.

In total, four Saints were named to either the first or second All-MAAC team in 2009, newcomer Kyle Downey was an All-Rookie selection and Clarence Jackson was named MAAC Sixth Man of the Year.

McCaffery took over at Siena from UNC-Greensboro, where he posted a 90-87 record in six seasons. In his first year at the helm, Greensboro placed third in the North Division. He guided the Spartans to the 18th-best improved record among NCAA Division I teams.

In McCaffery's second season, he guided the Spartans to unprecedented heights with a 19-12 rec-ord and the 2001 SoCon Tournament Championship. The Spartans defeated Chattanooga in the fi-nals and received the SoCon's automatic bid to the NCAA Tournament. The following year (2001-02) McCaffery led the Spartans to their first 20-win season since joining the conference. It marked the first time the program claimed a share of the SoCon North Division title as well. After falling to eventual tournament champion Davidson in the conference tournament semifinals, the Spartans were awarded a berth into the 2002 NIT.

In his final year in Greensboro, McCaffery brought the Spartans to the brink of the NCAA Tourna-ment before a SoCon Championship game loss to Chattanooga. He led UNCG to a victory over Da-vidson in the semifinals, defeating a team that had been 16-0 in conference play. A big part of that success was SoCon Freshman of the Year Kyle Hines.

McCaffery spent the 11 years prior to his arrival at Greensboro at Notre Dame as an assistant coach and recruiting coordinator, working on the staffs of Richard "Digger" Phelps and John MacLeod.

Among the players he recruited to play for Notre Dame were Pat Garrity, Academic All-American of the Year in 1998, and Troy Murphy, the Big East Player of the Year in 2000 and an eventual first-round NBA draft pick. Garrity was also a first-round NBA draft pick and the Big East Player of the Year in 1997. In addition to Murphy and Garrity, McCaffery was involved in recruiting NBA First Round picks LaPhonso Ellis (1992 Draft, #5 Denver), Monty Williams (1994 Draft, #24 New York) and Ryan Humphrey (2002 Draft, #19-Utah Jazz).

He helped the Irish to NCAA Tournament appearances in 1989 and 1990. Notre Dame reached the NIT finals in 1992 and advanced to the quarter-finals in 1997.

At 26, McCaffery was the nation's youngest Division I head coach when he was hired on Sept. 11, 1985, at Lehigh. McCaffery capped his three-year tenure with the Engineers with a 21-win season and an NCAA berth in 1988.

In three seasons as head coach at Lehigh, he compiled a 49-39 overall record and guided the team to the NCAA Tournament in 1988. At the time he was the youngest head coach to reach the NCAA Tournament. His Lehigh teams had two winning seasons in three years and the 1987-88 squad's 21-10 record remains the best in program history. Lehigh had just four winning seasons in the 55 years prior to his arrival.

McCaffery was assistant coach and recruiting coordinator at Lehigh from 1983-85 and helped the team to its first NCAA Tournament appearance in 1985. As recruiting coordinator, he helped sign Darren Queenan, who remains Lehigh's all-time leading scorer. Queenan was second in the nation in scoring in 1988.

McCaffery was assistant varsity coach and head sub-varsity coach at his alma mater, Pennsylvania, during the 1982-83 season. At Penn, he worked for Craig Littlepage, who is now the director of ath-letics at the University of Virginia.

McCaffery lettered three years as point guard on the men's basketball team at Pennsylvania as one of the first transfers to play for the Quakers. He earned a bachelor's degree from The Wharton School of Finance and Commerce in 1982. In 1985 he received his master's degree in education from Lehigh.

In three seasons as a player, he helped lead Penn to a pair of NCAA Tournament appearances and Ivy League titles and one berth in the NIT. As a senior in 1981-82 he led the Ivy League in steals and assists and was voted the team's Most Inspirational Player.

Recruited as the successor at point guard to Skip Brown at Wake Forest, McCaffery played one sea-son at Wake Forest, 1977-78, helping the Demon Deacons to a 19-10 record. Nicknamed "White Magic," he started 11 games as coach Carl Tacy's team finished runner-up in the ACC Tournament to eventual NCAA runner-up Duke. Wake defeated North Carolina twice in three meetings and won five of the eight games it played at the Greensboro Coliseum.

The McCafferys have been a champion for Coaches vs. Cancer and the American Cancer Society (ACS). The McCaffery's have been actively involved with the Coaches vs. Cancer program and have raised significant funds to support ACS efforts, including more than \$5.0 million since becoming Iowa's head coach in 2010. His efforts were honored during the 2015 Final Four week-end, as McCaffery was honored with the Coaches vs. Cancer Champion Award. The distinction is awarded annually to a college coach who has been engaged vigorously in the Coaches vs. Cancer program's fundraising, education and promotional initiatives and has demonstrated leadership in the fight to save more lives from cancer. The ACS awarded the McCaffery's with the Fighting Spirit Award in 2015.

In addition to their work with the American Cancer Society and Coaches vs. Cancer, the McCaffery's help spearhead the launch of a new Adolescent and Young Adult Cancer Program in Iowa City.

McCaffery, a Philadelphia native who attended LaSalle High School, and his wife Margaret have four children: sons, Connor, Patrick and Jonathan and a daughter, Marit. Patrick is a senior on the Iowa basketball team, while Connor recently completed his sixth season on the Hawkeye basketball team.

**WHAT OTHERS ARE SAYING ABOUT FRAN MCCAFFERY**

"We are thrilled Fran McCaffery is leading our men's basketball program. From the first day I met Coach McCaffery he said, 'I want to be the coach at Iowa.' He is a proven winner, a leader, has competed for championships and will continue to do so. Coach McCaffery is committed to student-athletes, their personal lives, and their education. Every one of his student-athletes who has completed their eligibility has graduated."

Gary Barta

**Former Director of Athletics
University of Iowa**

"Fran McCaffery adds a different flavor and is good for the Big Ten. This is a very attractive program for highly skilled players. He has a system that advocates putting the biscuit in the basket, putting points on the board. Fran can get elite players, not just because of his system but because he can coach."

Gus Johnson, FOX College Basketball Broadcaster

"I'm a big fan of Fran McCaffery. He does things the right way."

Eric Collins, FS1 Broadcaster

"Fran McCaffery has done an outstanding job rebuilding this program."

Andy Katz, NCAA.com/BTN College Basketball Contributor

"When a parent passes their kid over to Fran they can rest assured a few things. One, he's going to make sure, to the best of his ability, that he gets a quality degree. Secondly, he is going to do his very best to develop that individual player within the team context. And finally, because of the vast resources of people that he knows outside of the game that he will do his very best, for those who aren't fortunate to play at the next level, to use his influence to make sure they get jobs and have an opportunity to have upward mobility. That's what makes him special."

LaPhonso Ellis, ESPN College Basketball Analyst

"Iowa made an outstanding choice. Fran McCaffery-coached teams are well coached and very well organized."

Ronnie Lester

Iowa All-American

"I appreciate Coach McCaffery giving me the utmost confidence and believing in me. His style of play really benefited me, translating into taking my game to new heights."

Keegan Murray

Iowa All-American

"Fran McCaffery is a good solid hire for the University of Iowa. Iowa has been hoping for a winner and I believe one has arrived. He's won at Lehigh, UNC-Greensboro and Siena -- if you can win at those places, you can win anywhere. His teams are enjoyable to watch with their style of play; he lets his kids play free."

Doug Gottlieb, CBS Analyst

"Fran McCaffery is a fine basketball coach, and an even finer person. He can teach the game, identify and attract talent, and he is a man of great substance and integrity. Iowa made a great hire in McCaffery."

Jay Bilas, ESPN Analyst

"Fran McCaffery is a great hire for Iowa. He was a great assistant coach and did a great job in making Siena the Gonzaga of the East. He will bring back the traditions of Iowa basketball."

Digger Phelps

Former ESPN College Basketball Analyst

Former Head Coach, Notre Dame

"Coach McCaffery has quickly rebuilt the Iowa program through tireless recruiting and an unmatched passion for competing. He is a proven winner who instilled an up tempo style of basketball fans love and players embraced! Fran understands the proud tradition of Hawkeye basketball and operates with the utmost integrity the University of Iowa community appreciates."

Bobby Hansen

UI Final Four Member, 1980

World Champion, Chicago Bulls

Hawkeye Radio Network Analyst

"The number one thing about Fran, is that he has a great feel for the game, and, he understands players. He and I spent a lot of time in traversing the state of Iowa, trying to get Iowa kids to come to Notre Dame. Fran has a great knack for setting an offense and he is a great defensive coach. He has great relationships with his players. This is a great fit for Iowa and a great fit for Fran."

John MacLeod

Former Head Coach, Notre Dame

Former Head Coach, Golden State

"I have been impressed with Coach McCaffery's consistent success. His teams are well prepared and his development of players, particularly on the perimeter, fit in well in Iowa City."

Shon Morris, BTN Analyst

"You have to love what coach McCaffery has going at the University of Iowa. He's continues to create interest on a national level. They play a great style of basketball; they press, run and jump, fast break and shoot a lot of three's. High school guys always say that they want to go to a coach who is going to let them play... well, Fran McCaffery is that coach who let's his guys play."

Miles Simon, Former ESPN Analyst

**NOTABLE PLAYERS RECRUITED AND/OR COACHED AS AN ASSISTANT AT NOTRE DAME**

Pat Garrity: Big East Player of the Year 1997; second team All-America in 1998; Academic All-American of the Year in 1998 and a two-time Academic All-American; selected No. 19 in the 1998 NBA Draft by Milwaukee.

Troy Murphy: Big East Player of the Year in 2000 and co-Big East Player of the Year in 2001; Big East Rookie of the Year in 1999; two-time consensus first team All-American and All-Big East honoree; selected No. 14 in the 2001 NBA Draft by Golden State.

LaPhonso Ellis: Only Notre Dame player to lead the team in blocks each of his four seasons; Selected No. 5 in the 1992 NBA Draft by Denver.

Monty Williams: Selected No. 24 in the 2002 NBA Draft by Utah.

NOTABLE PLAYERS RECRUITED AND COACHED AT LEHIGH

Darren Queenan: Co-East Coast Conference Player of the Year in 1987; Lehigh's all-time leading scorer and ranked second in the country in scoring in 1988; one of the most prolific scorers in NCAA history, he is one of only 11 players to have amassed 2,700 points and 1,000 rebounds; four-time first team all-conference honoree; Played 16 years professionally overseas.

Mike Polaha: 1988 *Sporting News* All-American; Two-time All-East Coast Conference honoree (1987-88); only Lehigh player to score 1,400 points and have more than 400 rebounds and assists.

Mike Androlewicz: 1986 first team All-East Coast Conference selection.

NOTABLE PLAYERS RECRUITED AND COACHED AT UNC-GREENSBORO

Kyle Hines: 2005 Southern Conference Freshman of the Year; 2007 Southern Conference Player of the Year, becoming the first player from UNC Greensboro to earn the honor; All-American in 2007; three-time USBWA All-District selection; one of only four players to garner All-Southern Conference accolades; one of only six players in NCAA history to ever record 2,000 points, 1,000 rebounds and 300 blocks in a career.

Demetrius Cherry: 1999 Southern Conference Preseason Player of the Year; two-time first team all-league accolades Courtney Eldridge: 2002 All-Southern Conference honoree.

David Schuck: 2002 All-Southern Conference honoree.

Ronnie Burrell: 2005 All-Southern Conference honoree.

Jay Joseph: 2001 Southern Conference Rookie of the Year.

NOTABLE PLAYERS RECRUITED AND/OR COACHED AT SIENA

Kenny Hasbrouck: 2006 MAAC Rookie of the Year; 2008 collegiansider.com Mid Major Player of the Year; 2009 MAAC Player of the Year and NABC All-District. Hasbrouck, who has his number retired, was McCaffery's first recruit at Siena. He became Siena's first player to ever make an NBA roster when he signed with the Miami Heat as a free agent in 2010. Currently, he is playing overseas in Spain.

Edwin Ubiles: 2007 MAAC co-Freshman of the Year; two-time NABC District 1 selection; 2010 first team all-league honoree; ranks third in all-time career scoring at Siena

Ronald Moore: 2010 first team all-MAAC selection; led the country in assists, was a Bob Cousery Award finalist and an NABC All-District honoree in 2010, and ranks second in the MAAC in assists.

Alex Franklin: 2010 MAAC Player of the Year and was tabbed NABC All-District and named to the ECAC second team.

Ryan Rossiter: 2011 MAAC Player of the Year; 2011 NABC District 1 honoree; 2011 honorable mention All-American (seventh in program history); two-time All-MAAC selection; became program's all-time leading rebounder; ranked second in the country in rebounding in 2011.

Antoine Jordan: first team All-MAAC in 2006.



**NOTABLE PLAYERS COACHED AT IOWA**

Devyn Marble: 2014 first team All-Big Ten; 2014 NABC and USWBA First Team All-District teams; 2013 third team All-Big Ten; 2013 NIT All-Tournament Team; finished career ranked fifth in Iowa career scoring (1,694), sixth in assists (397), and seventh in steals (176); selected 56th overall in 2014 NBA Draft by the Orlando Magic.

Matt Gatens: 2012 second team All-Big Ten; ranks sixth all-time in career scoring at Iowa; 2012 Chris Street Award winner; one of only two Hawkeyes to ever amass over 1,600 points, 450 rebounds, 250 assists and 125 steals.

Aaron White: Garnered the following honors as a senior in 2015: first-team All-Big Ten, NABC First Team All-District Team, and USBWA All-District VI Team; finished his illustrious career ranked second in Iowa scoring (1,859) and third in rebounding (901); became the first Hawkeye to ever amass 1,800 points and 900 rebounds; made more free throws than any other Big Ten player the last 50 years, making 618; selected 49th overall in 2015 NBA Draft by the Washington Wizards.

Jarrod Uthoff: Became Iowa's fifth consensus All-American and first since Chuck Darling in 1952; unanimous first team All-Big Ten honoree and was a finalist for the Oscar Robertson Trophy, John Wooden Award, and Karl Malone Power Forward of the Year; earned recognition on the NABC and USBWA all-district teams, as well as recognition on a number of All-America teams (Associated Press, NABC, USBWA, USA Today, and Scout.com); one of three Hawkeyes in program history to amass 1,000 points and 150 blocks in a career.

Peter Jok: 2017 Associated Press Honorable Mention All-America, and first-team All-Big Ten, USBWA and NABC All-District honoree; became the fifth Hawkeye in school history to lead the Big Ten in scoring (19.9); established new school free throw percentage records for a single-season (.911) and career (.881), and won the 3-Point Championships event at the Final Four.

Joe Wieskamp: Became the first junior in program history to amass more than 1,250 points, 550 rebounds, 175 3-pointers, 100 assists, and 75 steals; a three-year starter, Wieskamp was a two-time All-Big Ten honoree and was recognized on the All-Big Ten Freshman Team; left school after his junior season ranking ninth in career 3-pointers made and 24th in scoring; drafted by the San Antonio Spurs in the second round of the 2021 NBA Draft.





Luka Garza: Iowa's most decorated men's basketball player, Garza is a two-time national player of the year (2020 & 2021), including earned consensus national player of the year distinction in 2021; one of nine players in Iowa men's basketball history to have his number retired (#55); only Hawkeye to be a two-time Big Ten Player of the Year, USBWA District VI Player of the Year, Kareem Abdul-Jabbar Center of the Year, Pete Newell Big Man of the Year, unanimous first-team all-America and all-conference; voted the 2021 Big Ten Jesse Owens Male Athlete of the Year; only Big Ten men's basketball player to total more than 2,250 points and 900 rebounds; ranks seventh in Big Ten career scoring and is Iowa's all-time leading scorer with 2,306 points; awarded the 2021 Senior CLASS Award, which recognizes excellence both on the court, in the classroom, and in the community; ranks first in Iowa career field goals made (870), conference scoring (1,399) and tied for first in 30-point games (13) and 40-point games (2); scored the most points in a single-season in school history (747); ranks second in Iowa history in rebounds (931), fourth in double-doubles (34), fifth in blocked shots (154), sixth in free throw makes (446), and 16th in 3-pointers made (12); reached 2,000 points in 113 games, faster than any other Big Ten player over the last 25 years; third player to lead the Big Ten in scoring in consecutive seasons since 1990; only player in school history with four 400-point seasons and two 700-point seasons; third Big Ten player in the last 50 years to average 23 points & eight rebounds in consecutive seasons; scored 613 points against AP Top 25 teams, the most of any player during the 2020 and 2021 seasons combined; recorded a school record 19 straight games with 20+ points, including 18 straight Big Ten games with 20+ points — the longest streak in the league in over three decades; drafted by the Detroit Pistons in the second round of the 2021 NBA Draft.

Keegan Murray: Posted numbers and accomplishments no other Hawkeye underclassman has achieved in 2022 as a sophomore; consensus first-team All-American; Karl Malone Power Forward of the Year; finalist for the John R. Wooden Award, Naismith Trophy, Lute Olson Award and Lefty Driesell Award; USBWA and NABC All-District; All-Big Ten First Team (unanimous); Big Ten Tournament Most Outstanding Player and All-Tournament Team; Academic All-Big Ten; six-time Big Ten Player of the Week (one of only three Big Ten players to earn at least six Big Ten Player of the Week honors since the weekly award was introduced prior to the 1981-82 season); broke the school single-season scoring (822), and field goals made (307) and attempted (554); accumulated 1,046 points in 66 games as a Hawkeye becoming just the fifth Hawkeye to reach over 1,000 career points in their first two seasons; amassed 822 points, 303 rebounds, 68 blocks, 66 3-point field goals, 52 assists and 45 steal; one of only two Big Ten players this century and eighth overall with more than 800 points in a single season; only the second player in Division I history to amass more than 800 points, 60 blocks, and 60 3-pointers in a single season (Texas' Kevin Durant in 2007); first Division I player with more than 800 points and 300 rebounds with a field goal percentage of 55 percent or better in a single season since North Carolina's Antawn Jamison in 1998; totaled a Big Ten Tournament record 103 points and 38 field goals made in four games in leading the Hawkeyes to their third tournament championship and first since 2006; tied a Big Ten Tournament single game record with eight made 3-pointers made (10 attempts), in 32-point outburst in win over Indiana; tallied 20+ points 26 times and 25+ points 16 times in 2022, both of which ranked first nationally; increased his scoring average by +16.3 points from the previous season, which is the largest points per game increase by a Big Ten player in 49 years; ranked first in the country in Player Efficiency Rating (37.8), fourth in points per game (23.5), 34th in field goal percentage (.554), 46th in blocks per contest (1.94) and 51st in double-doubles (10); his 23.5 points per game average was tops among players from a major conference and marked the third consecutive season a Hawkeye led the Big Ten in scoring (Garza in 2020 and 2021); only player nationally to average 23+ points and 8+ rebounds; reached 30 points a league-best five times; voted to the 2021 All-Big Ten Freshman Team; drafted by the Sacramento Kings with the fourth overall selection of the 2022 NBA Draft.

Kris Murray: Consensus Third Team All-America; Sporting News Third Team All-America; Associated Press Third Team All-America; USBWA Third Team All-America; All-Big Ten First Team honoree (unanimous by media); Associated Press All-Big Ten First Team selection; John R. Wooden Award National Ballot semifinalist; Naismith Player of the Year Trophy semifinalist; Lute Olson National Player of the Year finalist; Karl Malone Power Forward of the Year finalist; NABC First Team All-District 7; USBWA All-District VI; Naismith Midseason All-America Team; Emerald Coast Classic All-Tournament Team; ESPN National Player of the Week (Dec. 5); Big Ten Co-Player of the Week (Dec. 5); concluded his junior season having scored 20+ points 17 times; seven career double-doubles; netted double figures 43 times in his career; only Division I player to average 20+ points, 7+ rebounds, 1+ block and make 65+ 3-pointers in 2023; ranked first on the team in points (20.2), rebounds (7.9) and blocks (1.2) per game and total 3-pointers made (66) as a junior; his 20.2 scoring average ranked 21st nationally; averaged 21 points in 19 conference games played; first Hawkeye in 45 years to total 30+ points and 20+ rebounds in a game (31 points & 20 rebounds vs. Georgia Tech); only NBA, WNBA, or Division I men's or women's player in the last 20 years to total 30+ points, 20+ rebounds, 4+ assists, 4+ 3-pointers, and 2+ blocks (vs. Georgia Tech); netted double figures in 27 games, including reaching 20+ points a team-best 15 times; amassed six double-doubles; made 4+ 3-pointers five times; sank multiple 3-pointers in 20-of-29 games played; tallied a career-best 32 points at Penn State on Jan. 1, 2023; drafted by the Portland Trail Blazers with the 23rd overall selection of the 2023 NBA Draft.



The McCaffery File

Coaching Experience:

1982-83	Assistant Coach, Penn
1983-85	Assistant Coach, Lehigh
1985-88	Head Coach, Lehigh (youngest head coach in America at age 26)
1988-99	Assistant Coach, Notre Dame
1999-05	Head Coach, UNC-Greensboro
2005-10	Head Coach, Siena
2010-present	Head Coach, University of Iowa

Coaching Honors

MAAC Coach of the Year, 2009
NABC District I Coach of the Year, 2009-10

Playing Experience

1977-78 Wake Forest, one-year letterman
1979-82 Penn, three-year letterman

Education

LaSalle High School, 1977
Bachelor of Science in Economics, The Wharton School (Penn), 1982
Master of Education, Lehigh, 1985

Date of Birth:

May 23, 1959

Family:

Wife: Margaret (Nowlin)
Children: Connor John
Patrick Dickerson
Marit Katherine
Jonathan Francis Nowlin

FRAN MCCAFFERY IN POSTSEASON PLAY

Year	Opponent	W/L	Score	Site
1987-88 (NCAA) Lehigh	Temple	L	73-87	Hartford, CT
2000-01 (NCAA) UNCG	Stanford	L	60-89	San Diego, CA
2001-02 (NIT) UNCG	Memphis	L	62-82	Memphis, TN
2007-08 (NCAA) Siena	Vanderbilt Villanova	W L	83-62 72-84	Tampa, FL Tampa, FL
2008-09 (NCAA) Siena	Ohio State Louisville	W L	74-72 72-79	Dayton, OH Dayton, OH
2009-10 (NCAA) Siena	Purdue	L	64-72	Spokane, WA
2011-12 (NIT) Iowa	Dayton Oregon	W L	84-75 97-108	Iowa City, IA Eugene, OR
2012-13 (NIT) Iowa	Indiana State Stony Brook at Virginia vs. Maryland vs. Baylor	W W W W L	68-52 75-63 75-64 71-60 54-74	Iowa City, IA Iowa City, IA Charlottesville, VA New York, NY New York, NY
2013-14 (NCAA) Iowa	Tennessee	L (OT)	65-78	Dayton, OH
2014-15 (NCAA) Iowa	Davidson Gonzaga	W L	83-52 68-87	Seattle, WA Seattle, WA
2015-16 (NCAA) Iowa	Temple Villanova	W (OT) L	72-70 68-87	Brooklyn, NY Brooklyn, NY
2016-17 (NIT) Iowa	South Dakota TCU	W L (OT)	87-75 92-94	Iowa City, IA Iowa City, IA
2018-19 Iowa NCAA	Cincinnati Tennessee	W L	79-72 77-83 (ot)	Columbus, OH Columbus, OH
2019-20	NCAA Tournament canceled due to COVID-19 global pandemic			
2020-21 (NCAA) Iowa	Grand Canyon Oregon	W L	86-74 80-95	Indianapolis, IN Indianapolis, IN
2021-22 (NCAA) Iowa	Richmond	L	63-67	Buffalo, NY
2022-23 (NCAA) Iowa	Auburn	L	75-83	Birmingham, AL
NCAA:	6-12 in 12 appearances			
NIT:	6-4 in four appearances			
Overall:	12-15 in 15 appearances			

FRAN MCCAFFERY'S COACHING RECORD

All Games	512-353
home	325-93
away	138-208
neutral	49-52
Non-Conference Games	217-126
home	154-19
away	31-70
neutral	32-37
Conference Games	265-207
home	162-74
away	103-132
neutral	0-1
Tournament Games	59-61
NCAA	6-12
NIT (pre and postseason)	7-5
Conference	31-20
In-season	15-24
Miscellaneous	Overtime games 26-25
	Decided by three points or less 49-56

**FRAN MCCAFFERY COACHING HIGHLIGHTS****IOWA**

- Coached five consensus All-Americans over the last eight seasons: Kris Murray (2023, third team), Keegan Murray (2022, first team), Luka Garza (2020 and 2021, unanimous first team) and Jarrod Uthoff (2016, second team). Kris Murray was a Karl Malone Award finalist and a semifinalist for the Wooden and Naismith awards. Keegan Murray shattered the school's single-season scoring record on his way to becoming the 2022 Karl Malone Power Forward of the Year and a first-team consensus All-American. Garza is a two-time national player of the year (2020 & 2021), including earning consensus national player of the year distinction in 2021. He is one of nine players in Iowa men's basketball history to have his number retired (#55). Garza is the only Hawkeye to be a two-time Big Ten Player of the Year, USBWA District VI Player of the Year, Kareem Abdul-Jabbar Center of the Year, Pete Newell Big Man of the Year, unanimous first-team all-America and all-league. He was voted 2021 Big Ten Jesse Owens Male Athlete of the Year. Garza is Iowa's all-time leading scorer with 2,306 points. He was also awarded the 2021 Senior CLASS Award, which recognizes excellence both on the court, in the classroom, and in the community; Uthoff is the only Hawkeye to earn All-America honors on the court and be named the Academic All-American of the Year in the same season.
- Coached Iowa to four wins in four days (Northwestern, Rutgers, Indiana, Purdue) to capture the 2022 Big Ten Tournament Championship, its third tournament title in program history and first since 2006.
- McCauffery joined Hall of Fame coaches Rick Pitino, Bob Huggins, Eddie Sutton and Lefty Driesell as the only Division I coaches to lead teams to conference tournament titles in four or more different leagues. McCauffery is also one of just 14 Division I head coaches to take at least four different programs to the NCAA Tournament.
- Recruited and coached eight first-team All-Big Ten honorees over the last 10 seasons: Devyn Marble (2014), Aaron White (2015), Jarrod Uthoff (2016), Peter Jok (2017), Luka Garza (2020 and 2021), Keegan Murray (2022) and Kris Murray (2023).
- Fran McCauffery has coached 21 Hawkeyes to professional contracts overseas, including seven who have played in the NBA: Devyn Marble, Jarrod Uthoff, Tyler Cook, Joe Wieskamp, Luka Garza, Keegan Murray and Kris Murray.
- Guided Iowa to 14 or more victories at home in each of the last five seasons.
- Iowa won a national-best 15 combined games against ranked opponents over a span of two seasons (2020-21).
- Guided the Hawkeyes to 13 straight home victories in 2019-20, the second longest home win streak in a single-season in Carver-Hawkeye Arena history.
- Coached Iowa to eight 20-win seasons over the last 11 years, including winning 26 games in 2022 -- the second highest win total in single-season history -- and 25 wins in 2013. He is one of only two Iowa coaches (Tom Davis) to register at least eight 20-win seasons.
- McCauffery and his coaching staff guided Iowa in 2019 to a perfect nonconference record for the first time in 32 years.
- Coached Iowa to 10 straight postseason tournaments (7 NCAA and 3 NIT), including advancing in four of the last eight NCAA Tournaments and finishing runner-up in the 2013 NIT.
- Iowa is one of only three Big Ten teams to post first-division finishes 10 of the last 11 seasons, including a third place finish in 2015, 2016, and 2021. Iowa has won 10 or more conference games eight of the last nine seasons (2013-23).
- Had Iowa nationally ranked each of the past five seasons (2019-23); Iowa was ranked as high as No. 3 in 2016 and 2021. The Hawkeyes have been ranked in the final AP Poll three of the last four seasons.
- Iowa has ranked in the top-30 nationally in average attendance each of the last 10 seasons.
- Iowa has led the Big Ten in scoring offense six of the last 10 seasons, including the last five years (2019, 2020, 2021, 2022, 2023).

SIENA

- Inducted into the Siena Athletics Hall of Fame in 2017.
- McCauffery's five years at Siena (112-51) were the best in its 70-year storied history.
- Led the Saints to three straight Metro Atlantic Athletic Conference Championships and NCAA Tournament appearances. In so doing, Siena became the only program in the country to win its regular season and postseason title the last three years.
- In 2010, McCauffery led Siena to its fourth straight 20-win season, something never before done in program history.
- McCauffery, the 2009 MAAC Coach of the Year, is the third winningest coach by percentage in league history (68-22, .756).
- McCauffery is the only coach to guide a MAAC program to two NCAA Tournament wins.
- In 2008, McCauffery became just the 31st coach (15th active) to take three different programs to the "Big Dance", and he was the first to do so with three programs from one-bid leagues (conference's that sent just one team the year his program advanced).
- Led Siena to a perfect 17-0 home record in each of his last two seasons.

UNC-GREENSBORO

- In the 2001-02 season, McCauffery led the Spartans to their first 20-win season since joining the Southern Conference.
- Coached the 2001-02 Spartans to a share of the Southern Conference North Division title for the first time in program history.
- McCauffery's UNCG squads own the two highest-scoring seasons in program history.

LEHIGH

- At 26, McCauffery was the nation's youngest Division I head coach when he was hired Sept. 11, 1985.
- Coached two winning seasons in three years (Lehigh had just four winning seasons in the 55 years prior to his arrival).
- Coached the 1987-88 Mountain Hawks to a 21-10 record, which remains the best in program history.
- Led Lehigh to the NCAA Tournament in 1988 and was the youngest head coach to do so at the time.
- Was assistant coach and recruiting coordinator from 1983-85 and helped the team to its first NCAA Tournament appearance in 1985.
- As assistant coach and recruiting coordinator, he helped sign Darren Queenan 1988, who remains Lehigh's all-time leading scorer.

**FRAN MCCAFFERY'S YEAR-BY-YEAR COACHING RECORD**

Year	Position	School	Head Coach	Record
1982-83	Assistant Coach	Penn	Craig Littlepage	17-9
1983-85	Assistant Coach	Lehigh	Tom Schneider	16-42
1985-88	Head Coach	Lehigh	---	49-40
1988-99	Assistant Coach	Notre Dame (Two NCAA bids and two NIT bids)	Digger Phelps	155-166
1999-05	Head Coach	UNC-Greensboro	John MacLeod	90-87
2005-10	Head Coach	Siena	---	112-51
2010-present	Head Coach	Iowa	---	251-176

YEAR-BY-YEAR NUMBERS & STATISTICS

Year	Record	Home	Away	Neutral	Conf.	Non-Conf.	Nov.	Dec.	Jan.	Feb.	Mar.	April	OT
1985-86	13-15	10-4	3-9	0-2	6-8	7-7	1-2	3-2	7-3	2-7	0-1	--	1-0
1986-87	15-14	8-4	5-8	2-2	8-6	7-8	1-0	3-4	6-4	4-5	1-1	--	4-1
1987-88	21-10	11-2	7-7	3-1	8-6	13-4	1-1	5-3	8-2	4-3	3-1	--	--
1999-00	15-13	9-4	6-8	0-1	9-7	6-6	2-1	4-3	5-5	4-3	0-1	--	1-0
2000-01	19-12	11-1	5-10	3-1	10-6	9-6	1-2	4-3	8-2	3-4	3-1	--	1-0
2001-02	20-11	10-1	8-9	2-1	11-5	9-6	2-1	4-3	7-3	6-2	1-2	--	--
2002-03	7-22	6-7	1-14	0-1	3-13	4-9	3-1	0-7	2-6	2-7	0-1	--	0-2
2003-04	11-17	7-5	4-11	0-1	7-9	4-8	2-1	2-6	2-5	5-4	0-1	--	0-2
2004-05	18-12	11-2	5-10	2-0	9-7	9-5	3-1	4-3	6-3	3-4	2-1	--	1-0
2005-06	15-13	10-4	5-9	--	10-8	5-5	1-2	4-2	4-6	6-2	0-1	--	2-0
2006-07	20-12	10-4	8-7	2-1	12-6	8-6	2-3	4-2	5-5	7-1	2-1	--	1-3
2007-08	23-11	13-4	9-6	1-1	13-5	10-6	2-3	5-1	6-3	5-3	5-1	--	1-0
2008-09	27-8	17-0	9-7	1-1	16-2	11-6	2-3	6-1	9-1	5-2	5-1	--	2-0
2009-10	27-7	17-0	10-6	0-1	17-1	10-6	4-2	5-2	10-0	5-2	3-1	--	2-0
2010-11	11-20	8-8	2-9	1-3	4-14	7-6	3-4	4-2	1-7	2-5	1-2	--	0-2
2011-12	18-17	14-6	3-9	1-2	8-10	10-7	4-3	6-3	2-5	5-3	2-2	--	--
2012-13	25-13	18-2	3-8	4-3	9-9	16-4	5-2	6-1	3-4	4-3	6-2	1-1	0-2
2013-14	20-13	13-4	4-6	3-3	9-9	11-4	7-1	5-1	4-3	3-4	1-4	--	1-3
2014-15	22-12	14-4	7-3	1-5	12-6	10-6	5-2	5-2	3-4	6-2	3-2	--	1-1
2015-16	22-11	13-2	6-5	3-4	12-6	10-6	4-2	7-1	7-1	3-4	2-3	--	2-0
2016-17	19-15	15-5	3-7	1-3	10-8	9-7	3-4	5-2	5-4	3-3	3-2	--	2-3
2017-18	14-19	9-6	1-10	4-3	4-14	10-5	4-3	5-3	3-6	2-6	0-1	--	1-1
2018-19	23-12	14-4	4-6	5-2	10-10	13-2	6-1	5-1	5-3	5-2	2-5	--	1-2
2019-20	20-11	14-2	4-7	2-2	11-9	9-2	5-2	5-1	5-3	5-3	0-2	--	--
2020-21	22-9	14-2	6-4	2-3	14-6	8-3	2-0	6-2	4-2	6-3	4-2	--	0-1
2021-22	26-10	15-3	6-6	5-1	12-8	14-2	7-0	3-3	4-4	7-1	5-2	--	0-1
2022-23	19-14	14-3	4-7	1-4	11-9	8-5	6-1	2-4	6-3	5-3	0-3	--	2-1
Totals	512-353	325-93	138-208	49-52	265-207	247-147	88-48	117-68	137-97	117-91	54-47	1-1	25-22





YEAR-BY-YEAR STATISTICS

Year	G	FG-A	PCT	3-PT-A	PCT	FT-A	PCT	REB	AVG	PF/D	AS	TO	BK	ST	PTS	AVG
1985-86	28	806-1617	.498	---	---	460-667	.690	960	34.3	503-10	442	400	75	219	2072	74.0
Opp.	28	826-1671	.494	---	---	357-479	.745	920	32.9	569-19	440	414	80	188	2009	71.8
1986-87	29	762-1721	.443	82-279	.329	622-833	.747	1137	39.2	583-19	337	422	60	175	2228	76.8
Opp.	29	855-1761	.486	98-262	.374	428-614	.697	1003	34.6	677-32	473	378	99	204	2236	77.1
1987-88	31	892-1820	.490	127-309	.411	632-873	.724	1149	37.1	580-13	474	365	67	200	2543	82.0
Opp.	31	870-1856	.469	126-312	.404	463-629	.736	1039	33.5	716-30	441	405	72	143	2543	82.0
1999-00	28	706-1549	.456	139-380	.366	456-618	.738	1027	36.7	501-11	379	463	87	176	2007	71.7
Opp.	28	733-1645	.446	191-528	.362	367-554	.662	924	33.0	526-X	419	397	83	233	2024	72.3
2000-01	31	773-1741	.444	184-480	.383	552-718	.769	1049	33.8	648-20	414	475	118	271	2282	73.6
Opp.	31	756-1756	.431	190-495	.384	531-770	.690	1144	36.9	648-X	367	516	118	234	2233	72.0
2001-02	31	763-1705	.448	188-519	.362	524-702	.746	1097	35.4	557-12	448	501	116	253	2238	72.2
Opp.	31	768-1826	.421	182-534	.341	404-603	.670	1113	35.9	586-X	418	504	124	249	2122	68.5
2002-03	28	757-1650	.459	160-483	.331	369-507	.728	972	34.7	525-12	377	474	120	236	2043	73.0
Opp.	28	762-1715	.444	189-563	.336	390-566	.689	1035	37.0	472-X	406	444	101	257	2103	75.1
2003-04	28	757-1650	.459	160-483	.331	369-507	.728	972	34.7	525-12	377	474	120	236	2043	73.0
Opp.	28	762-1715	.444	189-563	.336	390-566	.689	1035	37.0	472-X	406	444	101	257	2103	75.1
2004-05	30	776-1732	.448	133-438	.304	485-702	.691	1087	36.2	476-8	352	524	178	276	2170	72.3
Opp.	30	815-1934	.421	223-612	.364	333-495	.673	1189	39.6	568-X	444	518	124	281	2186	72.9
2005-06	28	693-1624	.427	222-588	.378	476-627	.759	947	33.8	442-11	387	371	61	229	2084	74.4
Opp.	28	770-1704	.452	207-588	.352	293-428	.685	1064	38.0	523-X	454	433	118	203	2040	72.9
2006-07	32	890-1872	.475	189-555	.341	468-672	.696	1128	35.2	542-11	484	430	91	244	2437	76.2
Opp.	32	840-1962	.428	241-708	.340	361-522	.692	1171	36.6	612-X	484	471	99	219	2282	71.3
2007-08	34	928-2058	.451	239-626	.382	518-752	.689	1148	33.8	526-6	489	385	119	320	2613	76.9
Opp.	34	913-2021	.452	256-692	.370	338-520	.650	1297	38.1	667-X	481	587	123	183	2420	71.2
2008-09	35	1007-2157	.467	184-558	.330	511-769	.665	1273	36.4	521-10	534	462	159	309	2709	77.4
Opp.	35	935-2141	.437	236-696	.339	356-522	.682	1287	36.8	663-X	530	592	128	233	2462	70.3
2009-10	34	930-2048	.454	160-498	.321	534-793	.673	1310	38.5	471-5	486	418	119	297	2554	75.1
Opp.	34	870-2032	.428	209-637	.328	277-434	.638	1168	34.4	630-X	469	517	113	208	2226	65.5
2010-11	31	766-1743	.439	146-465	.314	406-601	.676	1085	35.0	512-9	423	447	89	208	2084	67.2
Opp.	31	768-1749	.439	212-639	.332	362-489	.740	1045	33.7	551-11	466	445	106	215	2110	68.1
2011-12	35	902-1984	.455	201-539	.373	550-763	.721	1205	34.4	590-11	521	433	119	262	2555	73.0
Opp.	35	910-1993	.457	244-707	.345	473-648	.730	1193	34.1	651-10	515	473	111	193	2537	72.5
2012-13	38	903-2156	.419	204-668	.305	655-896	.731	1484	39.1	648-5	573	476	183	263	2665	70.1
Opp.	38	850-2168	.392	212-719	.295	476-675	.705	1307	34.4	742-14	440	500	159	254	2388	62.8
2013-14	33	919-1984	.463	191-546	.350	660-898	.735	1331	40.3	603-12	532	371	164	234	2689	81.5
Opp.	33	804-1938	.415	229-722	.317	484-686	.706	1101	33.4	717-20	423	439	112	209	2321	70.3
2014-15	34	821-1905	.431	192-576	.333	538-723	.744	1274	37.5	536-8	482	377	158	218	2372	69.8
Opp.	34	754-1903	.396	227-696	.326	384-553	.694	1136	33.4	607-8	411	417	121	200	2119	62.3
2015-16	33	906-2027	.447	269-719	.374	480-669	.717	1257	38.1	538-6	523	339	156	223	2561	77.6
Opp.	33	850-2021	.421	242-772	.313	345-505	.683	1229	37.2	644-14	454	432	99	176	2287	69.3
2016-17	34	964-2122	.454	300-791	.379	510-741	.688	1305	38.4	610-3	602	472	130	252	2738	80.5
Opp.	34	976-2195	.445	289-807	.358	413-603	.685	1302	38.3	673-18	587	486	117	265	2654	78.1
2017-18	33	946-1975	.479	252-672	.375	486-699	.695	1258	38.1	551-6	602	441	134	172	2630	79.7
Opp.	33	953-2061	.462	284-755	.376	407-579	.703	1092	33.1	646-15	537	365	97	232	2597	78.7
2018-19	35	914-2006	.456	285-782	.364	627-849	.739	1246	35.6	565-3	542	425	112	211	2740	78.3
Opp.	35	943-2104	.448	281-866	.324	418-606	.690	1217	34.8	721-20	545	454	97	230	2585	73.9
2019-20	31	842-1868	.451	244-703	.347	482-643	.750	1162	37.5	496-6	538	376	120	191	2410	77.7
Opp.	31	815-1895	.430	243-758	.321	368-507	.726	1095	35.3	589-13	478	384	115	192	2241	72.3
2020-21	31	923-1961	.471	301-780	.386	448-627	.715	1231	39.7	461-2	594	294	141	173	2595	83.7
Opp.	31	840-2002	.420	275-790	.348	300-444	.676	1146	37.0	574-12	506	355	98	166	2255	72.7
2021-22	36	1071-2322	.461	331-912	.363	522-697	.749	1343	37.3	583-5	577	331	156	264	2995	83.2
Opp.	36	949-2170	.437	259-788	.329	405-570	.711	1293	35.9	641-9	518	490	104	188	2562	71.2
2022-23	33	941-2077	.453	265-779	.340	495-671	.738	1207	36.6	488-6	541	325	112	216	2642	80.1
Opp.	33	939-1982	.474	234-640	.366	352-472	.746	1145	34.7	598-6	478	424	115	189	2464	74.7

Games Decided by 10 Points or Less

Margin	1	2	3	4	5	6	7	8	9	10	Total
Wins	15	15	19	12	17	16	18	14	17	20	163
Losses	11	17	27	30	18	15	9	17	11	19	174


McCaffery vs. All Opponents

Opponent	Record	Opponent	Record	Opponent	Record
Abilene Christian	1-0	Harvard	3-0	Pittsburgh	1-1
Alabama	1-1	High Point	0-2	Portland State	1-0
Alabama State	3-0	Howard	1-0	Princeton	0-3
Albany	5-0	Hofstra	3-5	Purdue	8-14
Alcorn State	1-0	Holy Cross	3-1	Richmond	0-1
American	1-1	Idaho State	1-0	Rider	12-6
Appalachian State	7-5	Illinois	11-12	Robert Morris	1-0
Arkansas	0-1	Indiana	11-13	Rutgers	11-3
Arkansas Pine Bluff	1-0	Indiana State	1-0	Saint Joseph's	2-1
Auburn	1-0	Iona	9-1	Saint Peter's	11-2
Ball State	1-0	Iowa	0-2	San Diego State	0-1
Baylor	0-1	Iowa State	6-6	Savannah State	2-0
Bethune-Cookman	1-0	IPFW	1-0	Seton Hall	1-1
Boise State	3-0	James Madison	1-2	Siena	0-1
Bridgewater	1-0	Kansas	0-2	SIUE	2-0
Brown	3-0	Kansas City	3-0	Southeastern Louisiana	1-0
Bryant	1-0	Kennesaw State	2-0	Southern	2-0
Bucknell	4-4	Kenyon	1-0	Southern Mississippi	1-0
Buffalo	1-1	Lafayette	4-4	Southern Utah	1-0
Butler	0-1	Liberty	2-0	South Carolina State	1-0
Cal Poly	1-0	Long Beach State	0-1	South Dakota	2-0
Campbell	2-1	Longwood	2-0	South Dakota State	0-2
Canisius	10-1	Louisiana	0-1	Southeast Missouri State	1-0
Central Arkansas	1-0	Louisiana-Monroe	1-0	St. Francis, Pa.	1-0
Central Michigan	1-0	Louisiana Tech	1-0	St. John's	0-1
Charleston	0-1	Louisville	0-1	Stetson	1-0
Chattanooga	5-6	Loyola	7-4	Stanford	1-2
Chicago State	2-0	Manhattan	11-3	Stony Brook	1-0
Cincinnati	2-0	Marist	7-4	Syracuse	1-4
Clemson	1-1	Marquette	1-2	TCU	0-2
Coastal Carolina	2-1	Maryland	8-7	Temple	1-2
College of Charleston	1-4	Maryland Baltimore County	1-0	Tennessee	0-3
Colorado	1-0	Maryland Eastern Shore	1-0	Tennessee State	2-0
Columbia	2-1	Massachusetts	0-1	Tennessee Tech	1-0
Connecticut	1-1	Memphis	0-3	Texas	0-1
Coppin State	2-0	Michigan	10-11	Texas A&M	0-1
Cornell	1-1	Michigan State	7-15	Texas A&M-CC	1-0
Creighton	0-1	Middle Tennessee	1-1	Texas-Pan American	1-0
Dartmouth	2-0	Minnesota	13-11	Texas-Rio Grande Valley	1-0
Davidson	7-7	Missouri	0-1	Texas Tech	1-0
Dayton	2-1	Monmouth	1-0	The Citadel	5-1
Delaware	5-4	Montreat	1-0	Towson State	7-0
Delaware State	1-0	Mount St. Mary's	1-0	UAB	1-1
DePaul	0-1	Muhlenberg	3-0	UNC Asheville	2-0
Dickinson	2-0	N.C. Central	2-0	UNC Wilmington	1-0
Drake	5-0	N.C. State	0-1	Utah State	1-0
Drexel	2-5	Nebraska	13-8	UTEP	1-0
Duke	0-2	New Mexico	0-1	Vanderbilt	1-1
East Carolina	1-1	Niagara	9-3	Vermont	1-0
East Tennessee State	4-8	NJIT	2-0	Villanova	0-4
Eastern Illinois	0-1	Norfolk State	3-1	Virginia	2-0
Elon	4-3	North Dakota State	1-0	Virginia Tech	0-2
Evansville	0-1	North Carolina	2-0	VMI	7-1
Fairfield	10-5	North Carolina A&T	4-1	Wagner	1-0
Farleigh Dickinson	2-0	North Dakota	1-0	Wake Forest	0-3
Florida Southern	1-0	North Florida	2-0	West Virginia	0-2
Florida State	1-0	Northeastern	2-1	Western Carolina	8-6
Fordham	1-0	Northwestern	16-8	Western Illinois	3-0
Furman	3-4	Northern Illinois	4-0	Western Michigan	1-0
Gardner-Webb	2-0	Northern Iowa	5-3	Western Kentucky	1-0
Georgia Southern	3-4	Notre Dame	1-2	Wichita State	1-2
Georgia Tech	1-2	Ohio State	10-13	Wilkes	1-0
Gonzaga	0-2	Oklahoma State	0-1	William & Mary	1-0
Grambling State	1-0	Omaha	2-1	Winthrop	2-0
Grand Canyon	1-0	Oral Roberts	1-0	Wisconsin	9-13
Green Bay	1-0	Oregon	1-2	Wofford	6-3
Greensboro College	1-0	Penn	2-1	Xavier	1-1
Guilford	4-0	Penn State	13-9	Youngstown	1-0
Hampton	1-0	Pepperdine	1-0	Totals	512-353



FRAN MCCAFFERY'S GAME-BY-GAME RECORD

LEHIGH

1985-86 (13-15, 6-8)

Date	Opponent	W/L	Score	Location
Nov. 25	Kenyon	W	83-53	Bethlehem, PA
Nov. 26	at Princeton	L	67-69	Princeton, NJ
Nov. 30	at Siena	L	57-71	Albany, NY
Dec. 4	Manhattan	W	85-69	Bethlehem, PA
Dec. 6	vs. UAB (HC)	L	61-71	Iowa City, IA
Dec. 7	at Iowa (HC)	L	68-89	Iowa City, IA
Dec. 11	Dickinson	W	93-68	Bethlehem, PA
Dec. 30	Muhlenberg	W	86-72	Bethlehem, PA
Jan. 2	at Columbia	W	90-84	New York, NY
Jan. 4	Drexel	W	79-66	Bethlehem, PA
Jan. 6	at Harvard	W	82-75	Boston, MA
Jan. 11	Lafayette	W	82-72	Bethlehem, PA
Jan. 13	Fairfield	L	68-71	Bethlehem, PA
Jan. 18	at Towson State	W	70-69	Towson, MD
Jan. 20	Robert Morris	W	54-53	Bethlehem, PA
Jan. 22	Delaware	L	70-71	Bethlehem, PA
Jan. 25	at Rider	L	68-69	Lawrenceville, NJ
Jan. 29	Bucknell	W	85-75	Bethlehem, PA
Feb. 1	Hofstra	L	74-77	Bethlehem, PA
Feb. 5	at Drexel	L	77-84	Philadelphia, PA
Feb. 8	at Lafayette	L	79-80	Easton, PA
Feb. 10	Towson State	W	71-54	Bethlehem, PA
Feb. 12	Marquette	L	63-77	Bethlehem, PA
Feb. 15	at Delaware	L	73-89	Newark, DE
Feb. 19	Rider	W	80-77 (ot)	Bethlehem, PA
Feb. 22	at Bucknell	L	80-84	Lewisburg, PA
Feb. 24	at Hofstra	L	60-62	Hempstead, NY
Mar. 1	vs. Lafayette (ECCT)	L	57-58	Towson, MD

1986-87 (15-14, 8-6)

Date	Opponent	W/L	Score	Location
Nov. 29	Harvard	W	99-98 (ot)	Bethlehem, PA
Dec. 1	Dickinson	W	69-52	Bethlehem, PA
Dec. 3	at Marquette	L	66-83	Milwaukee, WI
Dec. 8	Princeton	L	62-72	Bethlehem, PA
Dec. 10	at Penn State	W	73-70	University Park, PA
Dec. 22	Muhlenberg	W	92-71	Bethlehem, PA
Dec. 29	vs. Texas A&M (MC)	L	60-80	Storrs, CT
Dec. 30	at Connecticut (MC)	L	57-71	Storrs, CT
Jan. 2	vs. St. Francis, Pa. (WLKF)	W	74-72	Lakeland, FL
Jan. 3	at Florida Southern (WLKF)	W	74-72 (ot)	Lakeland, FL
Jan. 6	Columbia	L	78-90	Bethlehem, PA
Jan. 8	at Fairfield	L	63-64	Fairfield, CT
Jan. 12	at Wake Forest	L	51-74	Winston-Salem, NC
Jan. 14	Hofstra	W	80-68	Bethlehem, PA
Jan. 17	at Drexel	L	74-76	Philadelphia, PA
Jan. 24	Towson State	W	77-75	Bethlehem, PA
Jan. 28	at Delaware	W	65-60	Newark, DE
Jan. 31	Rider	W	93-90 (ot)	Bethlehem, PA
Feb. 2	at Lafayette	W	83-77	Easton, PA
Feb. 4	Bucknell	L	87-92	Bethlehem, PA
Feb. 7	at Hofstra	L	69-71	Hempstead, NY
Feb. 11	Drexel	L	67-70	Bethlehem, PA
Feb. 14	Lafayette	W	79-78	Bethlehem, PA
Feb. 18	at Towson State	W	83-76	Towson, MD
Feb. 21	Delaware	W	98-79	Bethlehem, PA
Feb. 24	at Rider	L	76-82	Lawrenceville, NJ
Feb. 28	at Bucknell	L	70-72	Lewisburg, PA
Mar. 6	vs. Drexel (ECCT)	W	109-98 (2 ot)	Towson, MD
Mar. 7	vs. Bucknell (ECCT)	L	100-103 (2 ot)	Towson, MD

1987-88 (21-10, 8-6)

Date	Opponent	W/L	Score	Location
Nov. 28	at Penn	W	96-75	Philadelphia, PA
Nov. 30	at Vanderbilt	L	91-102	Nashville, TN
Dec. 2	Muhlenberg	W	109-82	Bethlehem, PA
Dec. 4	at Nebraska (CC)	L	66-71	Lincoln, NE
Dec. 5	vs. Ball State (CC)	W	72-64	Lincoln, NE
Dec. 7	Penn State	W	79-72	Bethlehem, PA
Dec. 9	at Princeton	L	82-95	Princeton, NJ
Dec. 23	Wilkes	W	116-64	Bethlehem, PA
Dec. 29	at Rider	L	82-89	Lawrenceville, NJ
Dec. 30	Monmouth	W	72-59	Bethlehem, PA
Jan. 2	Fairfield	W	100-77	Bethlehem, PA
Jan. 5	at Columbia	W	77-65	New York, NY
Jan. 7	Brown	W	102-92	Bethlehem, PA
Jan. 9	at Bucknell	W	83-76	Lewisburg, PA
Jan. 12	at Harvard	W	62-59	Boston, MA
Jan. 16	Rider	W	91-65	Bethlehem, PA
Jan. 20	at Hofstra	W	77-63	Hempstead, NY
Jan. 23	Drexel	L	85-91	Bethlehem, PA
Jan. 27	Lafayette	L	64-66	Bethlehem, PA
Jan. 30	at Towson State	W	71-65	Towson, MD
Feb. 3	Delaware	W	86-75	Bethlehem, PA
Feb. 10	Bucknell	W	79-72	Bethlehem, PA
Feb. 13	Hofstra	W	96-72	Bethlehem, PA
Feb. 17	at Drexel	L	86-94	Philadelphia, PA
Feb. 20	at Lafayette	L	68-73	Easton, PA
Feb. 24	Towson State	W	77-63	Bethlehem, PA
Feb. 27	at Delaware	L	67-79	Newark, DE
Mar. 5	vs. Bucknell (ECCT)	W	83-79	Towson, MD
Mar. 6	vs. Lafayette (ECCT)	W	67-65	Towson, MD
Mar. 8	at Towson State (ECCT)	W	84-78	Towson, MD
Mar. 18	vs. Temple (NCAA)	L	73-87	Hartford, CT

UNC-GREENSBORO

1999-00 (15-13, 9-7)

Date	Opponent	W/L	Score	Location
Nov. 20	at James Madison	L	64-77	Harrisonburg, VA
Nov. 27	Northeastern	W	70-56	Greensboro, NC
Nov. 29	Elon	W	77-66	Greensboro, NC
Dec. 1	at Coastal Carolina	W	78-76	Conway, SC
Dec. 4	Guilford	W	88-63	Greensboro, NC
Dec. 6	Norfolk State	W	80-74	Greensboro, NC
Dec. 15	at Wake Forest (25th)	L	62-71	Winston-Salem, NC
Dec. 18	at Evansville	L	42-71	Evansville, IN
Dec. 21	at Winthrop	W	93-88 (2 ot)	Rock Hill, SC
Dec. 28	at Georgia Tech	L	73-97	Atlanta, GA
Jan. 4	VMI	W	82-71	Greensboro, NC
Jan. 8	Davidson	W	63-60	Greensboro, NC
Jan. 10	at Georgia Southern	L	71-78	Statesboro, GA
Jan. 15	at Western Carolina	L	81-87	Cullowhee, NC
Jan. 17	East Tennessee State	L	58-60	Greensboro, NC
Jan. 19	North Carolina AT&T	L	71-80	Greensboro, NC
Jan. 22	College of Charleston	L	59-73	Greensboro, NC
Jan. 24	at VMI	W	75-61	Lexington, VA
Jan. 29	at Davidson	W	77-55	Davidson, NC
Jan. 31	Furman	W	79-69	Greensboro, NC
Feb. 3	at Wofford	L	63-76	Spartanburg, SC
Feb. 9	at Appalachian State	L	66-81	Boone, NC
Feb. 12	at Chattanooga	W	74-70	Chattanooga, TN
Feb. 14	Western Carolina	W	75-53	Greensboro, NC
Feb. 19	at East Tennessee State	W	81-78	Johnson City, TN
Feb. 22	Appalachian State	L	69-78	Greensboro, NC
Feb. 26	The Citadel	W	75-58	Greensboro, NC
Mar. 2	vs. Furman (SC)	L	61-77	Greenville, SC


2000-01 (19-12, 10-6)

Date	Opponent	W/L	Score	Location
Nov. 17	at Minnesota	L	61-81	Minneapolis, MN
Nov. 21	Guilford	W	81-54	Greensboro, NC
Nov. 25	at West Virginia	L	71-85	Morgantown, WV
Dec. 1	at Northeastern	L	77-89	Boston, MA
Dec. 3	at Saint Peter's	W	79-73	Jersey City, NJ
Dec. 5	at NC State	L	76-77	Raleigh, NC
Dec. 9	at Norfolk State	W	82-70	Norfolk, VA
Dec. 22	Winthrop	W	78-63	Greensboro, NC
Dec. 28	at East Carolina	L	92-104	Greenville, NC
Dec. 31	UNC Asheville	W	77-76 (ot)	Greensboro, NC
Jan. 3	at The Citadel	L	68-70	Charleston, SC
Jan. 6	Davidson	W	69-68	Greensboro, NC
Jan. 8	Appalachian State	W	78-62	Greensboro, NC
Jan. 13	at Furman	L	52-70	Greenville, SC
Jan. 15	at VMI	W	73-69	Lexington, VA
Jan. 17	North Carolina AT&T	W	67-55	Greensboro, NC
Jan. 20	Chattanooga	W	84-83	Greensboro, NC
Jan. 22	Wofford	W	80-56	Greensboro, NC
Jan. 27	at Davidson	W	63-61	Davidson, NC
Jan. 29	East Tennessee State	W	77-67	Greensboro, NC
Feb. 3	at College of Charleston	L	70-77	Charleston, SC
Feb. 5	VMI	W	79-58	Greensboro, NC
Feb. 10	Western Carolina	W	95-81	Greensboro, NC
Feb. 13	at East Tennessee State	L	75-84	Johnson City, TN
Feb. 17	Georgia Southern	L	68-72	Greensboro, NC
Feb. 19	at Appalachian State	W	63-60	Boone, NC
Feb. 24	at Western Carolina	L	58-63	Cullowhee, NC
Mar. 2	vs. Western Carolina (SC)	W	91-69	Greenville, SC
Mar. 3	vs. Davidson (SC)	W	73-68	Greenville, SC
Mar. 4	vs. Chattanooga (SC)	W	67-66	Greenville, SC
Mar. 15	vs. Stanford (NCAA, 2nd)	L	60-89	San Diego, CA

2001-02 (20-11, 11-5)

Date	Opponent	W/L	Score	Location
Nov. 19	at UNC Asheville	W	75-49	Asheville, NC
Nov. 24	at Middle Tennessee	L	58-74	Murfreesboro, TN
Nov. 27	at Elon	W	70-55	Elon, NC
Dec. 1	Saint Peter's	W	77-61	Greensboro, NC
Dec. 5	East Carolina	W	56-54	Greensboro, NC
Dec. 8	Delaware	W	65-50	Greensboro, NC
Dec. 10	at Arkansas	L	74-89	Fayetteville, AR
Dec. 20	Norfolk State	W	84-69	Greensboro, NC
Dec. 22	at New Mexico	L	69-83	Albuquerque, NM
Dec. 29	at Ohio State	L	54-85	Columbus, OH
Jan. 2	at Chattanooga	L	74-77	Chattanooga, TN
Jan. 5	Appalachian State	W	87-63	Greensboro, NC
Jan. 8	at VMI	W	80-74	Lexington, VA
Jan. 12	at Georgia Southern	W	79-67	Statesboro, GA
Jan. 14	East Tennessee State	W	104-92	Greensboro, NC
Jan. 16	North Carolina AT&T	W	85-67	Greensboro, NC
Jan. 19	at Western Carolina	L	77-87	Cullowhee, NC
Jan. 23	Davidson	L	57-58	Greensboro, NC
Jan. 26	at Wofford	W	81-76	Spartanburg, SC
Jan. 28	College of Charleston	W	63-52	Greensboro, NC
Feb. 2	Western Carolina	W	80-75	Greensboro, NC
Feb. 5	at Davidson	L	48-53	Davidson, NC
Feb. 9	The Citadel	W	81-68	Greensboro, NC
Feb. 12	at East Tennessee State	L	76-90	Johnson City, TN
Feb. 16	VMI	W	74-71	Lexington, VA
Feb. 18	at Appalachian State	W	83-68	Boone, NC
Feb. 23	Furman	W	70-67	Greenville, SC
Feb. 28	vs. Wofford (SC)	W	70-41	N. Charleston, SC
Mar. 1	vs. Chattanooga (SC)	W	67-57	N. Charleston, SC
Mar. 2	vs. Davidson (SC)	L	58-68	N. Charleston, SC
Mar. 14	at Memphis (NIT)	L	62-82	Memphis, TN

2002-03 (7-22, 3-13)

Date	Opponent	W/L	Score	Location
Nov. 19	Wagner	W	84-65	Greensboro, NC
Nov. 22	at Kansas (2nd)	L	66-105	Lawrence, KS
Nov. 25	American	W	80-79	Greensboro, NC
Nov. 30	Middle Tennessee	W	70-58	Greensboro, NC
Dec. 3	at Alabama (3rd)	L	61-89	Tuscaloosa, AL
Dec. 7	at West Virginia	L	54-65	Morgantown, WV
Dec. 10	at Syracuse	L	65-92	Syracuse, NY
Dec. 15	Elon	L	57-58	Greensboro, NC
Dec. 19	at Delaware	L	71-74	Newark, DE
Dec. 21	at Norfolk State	L	70-75	Norfolk, VA
Dec. 31	at High Point	L	74-81	High Point, NC
Jan. 4	at East Tennessee State	L	94-96 (ot)	Johnson City, TN
Jan. 7	Chattanooga	L	56-72	Greensboro, NC
Jan. 11	at Appalachian State	L	60-91	Boone, NC
Jan. 13	VMI	W	76-57	Greensboro, NC
Jan. 18	Georgia Southern	L	78-83	Greensboro, NC
Jan. 22	Guilford	W	83-71	Greensboro, NC
Jan. 25	at Davidson	L	72-83	Davidson, NC
Jan. 27	Western Carolina	L	62-63	Greensboro, NC
Feb. 1	Wofford	W	85-79	Greensboro, NC
Feb. 3	at College of Charleston	L	69-71	Charleston, SC
Feb. 8	at Western Carolina	L	63-75	Cullowhee, NC
Feb. 11	Davidson	L	77-84	Greensboro, NC
Feb. 15	at The Citadel	W	67-66	Charleston, SC
Feb. 17	East Tennessee State	L	73-75	Greensboro, NC
Feb. 22	at VMI	L	60-61	Lexington, VA
Feb. 24	Appalachian State	L	68-71	Greensboro, NC
Feb. 27	at Furman	L	74-78 (ot)	Greenville, SC
Mar. 5	vs. Wofford (SC)	L	73-77	N. Charleston, SC

2003-04 (11-17, 7-9)

Date	Opponent	W/L	Score	Location
Nov. 21	at Indiana	L	64-71	Bloomington, IN
Nov. 25	at Campbell	W	78-66	Buies Creek, NC
Nov. 29	Greensboro College	W	69-41	Greensboro, NC
Dec. 3	Furman	W	73-65	Greensboro, NC
Dec. 6	at American	L	45-65	Washington, DC
Dec. 9	Campbell	W	79-61	Greensboro, NC
Dec. 13	High Point	L	72-85	Greensboro, NC
Dec. 18	at Coastal Carolina	L	72-77	Conway, SC
Dec. 21	at Missouri (10th)	L	98-106	Columbia, MO
Dec. 23	at Maryland (24th)	L	58-85	College Park, MD
Dec. 28	at Villanova	L	63-84	Villanova, PA
Jan. 5	at Chattanooga	L	70-76	Chattanooga, TN
Jan. 10	East Tennessee State	L	68-72	Greensboro, NC
Jan. 13	College of Charleston	L	70-72	Greensboro, NC
Jan. 17	at Appalachian State	W	74-61	Boone, NC
Jan. 19	at Western Carolina	L	69-80	Cullowhee, NC
Jan. 24	The Citadel	W	75-66	Greensboro, NC
Jan. 31	at Davidson	L	69-80	Davidson, NC
Feb. 2	at East Tennessee State	L	65-86	Johnson City, TN
Feb. 7	Elon	W	67-53	Greensboro, NC
Feb. 9	at Wofford	W	85-80	Spartanburg, SC
Feb. 14	Chattanooga	L	74-87	Greensboro, NC
Feb. 17	Appalachian State	L	60-82	Greensboro, NC
Feb. 21	at Georgia Southern	W	80-79	Statesboro, GA
Feb. 23	Western Carolina	W	78-65	Greensboro, NC
Feb. 25	Liberty	W	74-63	Greensboro, NC
Feb. 28	at Elon	L	108-112 (3 ot)	Elon, NC
Mar. 3	vs. Wofford (SC)	L	82-85 (ot)	N. Charleston, SC



2004-05 (18-12, 9-7)

Date	Opponent	W/L	Score	Location
Nov. 19	Montreat	W	98-67	Greensboro, NC
Nov. 23	Coastal Carolina	W	79-73	Greensboro, NC
Nov. 27	at Duke (9th)	L	44-98	Durham, NC
Nov. 30	Bridgewater	W	92-55	Greensboro, NC
Dec. 3	vs. Southern Mississippi (HC)	W	79-78	Iowa City, IA
Dec. 4	at Iowa (HC, 23rd)	L	58-83	Iowa City, IA
Dec. 16	Guilford	W	96-65	Greensboro, NC
Dec. 18	at Liberty	W	74-69	Lynchburg, VA
Dec. 20	William & Mary	W	84-62	Greensboro, NC
Dec. 23	at Wisconsin	L	53-85	Madison, WI
Dec. 29	at Minnesota	L	59-94	Minneapolis, MN
Jan. 5	Wofford	W	61-44	Greensboro, NC
Jan. 8	at Appalachian State	W	84-77	Boone, NC
Jan. 10	at Furman	L	65-82	Greenville, SC
Jan. 15	Western Carolina	W	66-54	Greensboro, NC
Jan. 18	East Tennessee State	W	79-76 (ot)	Greensboro, NC
Jan. 22	at The Citadel	W	78-68	Charleston, SC
Jan. 24	at College of Charleston	L	67-79	Charleston, SC
Jan. 29	Chattanooga	W	62-57	Greensboro, NC
Jan. 31	at Elon	L	50-54	Elon, NC
Feb. 5	Davidson	L	69-78	Greensboro, NC
Feb. 8	Georgia Southern	L	79-85	Greensboro, NC
Feb. 12	at East Tennessee State	L	78-105	Johnson City, TN
Feb. 14	at Chattanooga	L	68-82	Chattanooga, TN
Feb. 19	Appalachian State	W	92-73	Greensboro, NC
Feb. 22	Elon	W	69-60	Greensboro, NC
Feb. 25	at Western Carolina	W	79-76	Cullowhee, NC
Mar. 3	vs. Georgia Southern (SC)	W	73-71	Chattanooga, TN
Mar. 4	vs. Davidson (SC)	W	73-68	Chattanooga, TN
Mar. 5	at Chattanooga (SC)	L	62-66	Chattanooga, TN

SIENA

2005-06 (15-13, 10-8)

Date	Opponent	W/L	Score	Location
Nov. 21	at Penn	L	77-82	Philadelphia, PA
Nov. 25	at Syracuse	L	77-96	Syracuse, NY
Nov. 28	Fordham	W	64-54	Albany, NY
Dec. 1	Holy Cross	W	68-63	Albany, NY
Dec. 3	Albany	W	82-74 (ot)	Albany, NY
Dec. 9	at Niagara	W	76-75	Niagara, NY
Dec. 11	at Canisius	L	50-67	Buffalo, NY
Dec. 23	at Massachusetts	L	69-78	Amherst, MA
Dec. 28	Youngstown	W	75-67	Albany, NY
Jan. 2	at Vermont	W	76-65	Burlington, VT
Jan. 5	at Fairfield	L	79-81	Fairfield, CT
Jan. 7	Rider	W	85-62	Albany, NY
Jan. 13	Marist	L	77-85	Albany, NY
Jan. 15	at Manhattan	L	74-77	Riverdale, NY
Jan. 19	Saint Peter's	W	77-69	Albany, NY
Jan. 22	Canisius	W	76-55	Albany, NY
Jan. 24	Iona	L	78-85	Albany, NY
Jan. 28	at Marist	L	75-82	Poughkeepsie, NY
Jan. 30	Manhattan	L	58-63	Albany, NY
Feb. 2	at Loyola	W	89-83	Baltimore, MD
Feb. 4	at Saint Peter's	L	63-81	Jersey City, NJ
Feb. 7	Fairfield	W	58-47	Albany, NY
Feb. 12	at Rider	W	92-73	Lawrenceville, NJ
Feb. 14	Loyola	W	85-69	Albany, NY
Feb. 18	at Hofstra	L	62-76	Hempstead, NY
Feb. 23	at Iona	W	82-76	New Rochelle, NY
Feb. 25	Niagara	W	98-92 (2 ot)	Albany, NY
Mar. 4	Saint Peter's (MAAC)	L	62-63	Albany, NY

2006-07 (20-12, 12-6)

Date	Opponent	W/L	Score	Location
Nov. 11	at Stanford	L	72-92	Stanford, CA
Nov. 18	at Holy Cross	L	57-65	Worcester, MA
Nov. 22	at Dartmouth	W	83-69	Hanover, NH
Nov. 27	at NJIT	W	64-40	Newark, NJ
Nov. 29	Hofstra	L	80-84	Albany, NY
Dec. 2	Albany	W	76-75 (2 ot)	Albany, NY
Dec. 6	Niagara	W	81-69	Albany, NY
Dec. 9	Rider	W	87-79	Albany, NY
Dec. 23	at Buffalo	L	64-69	Buffalo, NY
Dec. 28	Tennessee State	W	81-69	Albany, NY
Dec. 30	at Maryland	L	75-94	College Park, MD
Jan. 3	at Canisius	W	78-60	Buffalo, NY
Jan. 5	at Niagara	W	92-81	Niagara, NY
Jan. 9	Loyola	L	87-94 (ot)	Albany, NY
Jan. 11	Canisius	W	70-48	Albany, NY
Jan. 15	Marist	L	75-84 (ot)	Albany, NY
Jan. 19	Fairfield	L	67-72	Albany, NY
Jan. 21	at Manhattan	W	80-69	Riverdale, NY
Jan. 23	NJIT	W	87-63	Albany, NY
Jan. 27	at Rider	L	78-84	Lawrenceville, NJ
Jan. 29	at Loyola	L	71-72	Baltimore, MD
Feb. 1	Iona	W	61-60	Albany, NY
Feb. 4	Saint Peter's	W	66-50	Albany, NY
Feb. 9	at Iona	W	71-53	New Rochelle, NY
Feb. 11	at Saint Peter's	W	82-65	Jersey City, NJ
Feb. 14	at Fairfield	W	69-64	Fairfield, CT
Feb. 17	James Madison (BB)	W	77-66	Albany, NY
Feb. 22	Manhattan	W	78-61	Albany, NY
Feb. 24	at Marist	L	88-98 (ot)	Poughkeepsie, NY
Mar. 3	vs. Manhattan (MAAC)	W	75-72	Bridgeport, CT
Mar. 4	vs. Marist (MAAC)	W	86-78	Bridgeport, CT
Mar. 5	vs. Niagara (MAAC)	L	79-83	Bridgeport, CT

2007-08 (23-11, 13-5)

Date	Opponent	W/L	Score	Location
Nov. 9	at James Madison	L	88-100	Harrisonburg, VA
Nov. 12	at Syracuse (NIT)	L	89-97	Syracuse, NY
Nov. 13	Farleigh Dickinson (NIT)	W	88-66	Syracuse, NY
Nov. 17	Stanford (20th)	W	79-67	Albany, NY
Nov. 25	at Cornell	L	77-83	Ithaca, NY
Dec. 1	Albany	W	75-71	Albany, NY
Dec. 7	at Fairfield	W	74-61	Fairfield, CT
Dec. 9	Iona	W	81-76	Albany, NY
Dec. 22	Holy Cross	W	84-77	Albany, NY
Dec. 28	Saint Joseph's	L	68-74	Albany, NY
Dec. 31	Dartmouth	W	89-54	Albany, NY
Jan. 3	at Memphis	L	58-102	Memphis, TN
Jan. 6	Saint Peter's	W	79-56	Albany, NY
Jan. 8	Fairfield	L	52-53	Albany, NY
Jan. 11	at Niagara	W	94-84	Niagara, NY
Jan. 13	at Canisius	W	72-44	Buffalo, NY
Jan. 17	Manhattan	W	69-56	Albany, NY
Jan. 21	Canisius	W	77-49	Albany, NY
Jan. 24	at Loyola	L	56-85	Baltimore, MD
Jan. 27	at Iona	W	64-51	New Rochelle, NY
Feb. 2	Rider	L	75-89	Albany, NY
Feb. 4	Marist	W	76-72	Albany, NY
Feb. 8	at Marist	W	97-88 (ot)	Poughkeepsie, NY
Feb. 10	at Rider	W	80-77	Lawrenceville, NJ
Feb. 16	Loyola	L	76-83	Albany, NY
Feb. 18	at Manhattan	L	72-73	Riverdale, NY
Feb. 23	at Boise State (BB)	W	93-70	Boise, ID
Feb. 29	Niagara	W	94-78	Albany, NY



Mar. 2	at Saint Peter's	W	77-64	Jersey City, NJ
Mar. 8	Manhattan (MAAC)	W	66-58	Albany, NY
Mar. 9	Loyola (MAAC)	W	65-63	Albany, NY
Mar. 10	Rider (MAAC)	W	74-53	Albany, NY
Mar. 21	vs. Vanderbilt (NCAA, 16th)	W	83-62	Tampa, FL
Mar. 23	vs. Villanova (NCAA)	L	72-84	Tampa, FL

2008-09 (27-8, 16-2)

Date	Opponent	W/L	Score	Location
Nov. 17	Boise State	W	82-52	Albany, NY
Nov. 22	Cornell	W	74-56	Albany, NY
Nov. 27	vs. Tennessee (OSC, 12th)	L	64-78	Lake Buena Vista, FL
Nov. 28	vs. Wichita State (OSC)	L	70-72	Lake Buena Vista, FL
Nov. 30	vs. Oklahoma State (OSC)	L	68-77	Lake Buena Vista, FL
Dec. 3	at Loyola	W	75-68	Baltimore, MD
Dec. 6	Albany	W	71-64	Albany, NY
Dec. 9	Marist	W	77-60	Albany, NY
Dec. 17	at Pittsburgh (3rd)	L	66-79	Pittsburgh, PA
Dec. 23	Buffalo	W	71-60	Albany, NY
Dec. 28	at Saint Joseph's	W	75-74	Philadelphia, PA
Dec. 30	at Holy Cross	W	83-71	Worcester, MA
Jan. 1	Fairfield	W	87-81	Albany, NY
Jan. 4	Saint Peter's	W	65-52	Albany, NY
Jan. 6	at Kansas	L	84-91	Lawrence, KS
Jan. 9	Rider	W	91-81	Albany, NY
Jan. 11	at Manhattan	W	68-64	Riverdale, NY
Jan. 15	at Marist	W	91-85 (ot)	Poughkeepsie, NY
Jan. 17	at Fairfield	W	78-62	Fairfield, CT
Jan. 24	Niagara	W	82-65	Albany, NY
Jan. 26	Iona	W	69-68	Albany, NY
Jan. 29	Canisius	W	91-73	Albany, NY
Feb. 2	at Saint Peter's	W	74-63	Jersey City, NJ
Feb. 7	at Rider	L	88-90	Lawrenceville, NJ
Feb. 9	Loyola	W	73-60	Albany, NY
Feb. 12	Manhattan	W	93-69	Albany, NY
Feb. 16	at Iona	W	75-60	New Rochelle, NY
Feb. 21	Northern Iowa (BB)	W	81-75	Albany, NY
Feb. 27	at Niagara	L	85-100	Niagara, NY
Mar. 1	at Canisius	W	78-74	Buffalo, NY
Mar. 7	Canisius (MAAC)	W	77-52	Albany, NY
Mar. 8	Fairfield (MAAC)	W	80-65	Albany, NY
Mar. 9	Niagara (MAAC)	W	77-70	Albany, NY
Mar. 20	vs. Ohio State (NCAA)	W	74-72 (2 ot)	Dayton, OH
Mar. 22	vs. Louisville (NCAA, 1st)	L	72-79	Dayton, OH

2009-10 (27-7, 17-1)

Date	Opponent	W/L	Score	Location
Nov. 13	at Tennessee State	W	85-69	Nashville, TN
Nov. 17	Northeastern	W	59-53	Albany, NY
Nov. 21	at Temple	L	69-73	Philadelphia, PA
Nov. 24	Delaware	W	90-56	Albany, NY
Nov. 27	vs. St. John's (PHC)	L	68-77	Philadelphia, PA
Nov. 28	vs. Brown (PHC)	W	99-79	Philadelphia, PA
Dec. 2	at Georgia Tech (23rd)	L	61-74	Atlanta, GA
Dec. 5	Albany	W	83-54	Albany, NY
Dec. 7	at Iona	W	73-60	New Rochelle, NY
Dec. 12	at UNI	L	65-82	Cedar Falls, IA
Dec. 23	Rider	W	84-62	Albany, NY
Dec. 29	Saint Joseph's	W	92-75	Albany, NY
Dec. 31	Saint Peter's	W	64-53	Albany, NY
Jan. 2	Mount St. Mary's	W	79-76 (ot)	Albany, NY
Jan. 4	at Loyola	W	76-56	Baltimore, MD
Jan. 9	Niagara	W	83-65	Albany, NY
Jan. 11	Canisius	W	82-70	Albany, NY

Jan. 16	at Fairfield	W	81-73	Fairfield, CT
Jan. 18	Manhattan	W	83-68	Albany, NY
Jan. 21	Loyola	W	67-61	Albany, NY
Jan. 24	at Manhattan	W	66-58	Riverdale, NY
Jan. 28	at Saint Peter's	W	66-58	Jersey City, NJ
Jan. 30	at Marist	W	79-60	Poughkeepsie, NY
Feb. 5	Iona	W	88-68	Albany, NY
Feb. 8	Fairfield	W	69-67	Albany, NY
Feb. 12	at Niagara	L	74-87	Niagara, NY
Feb. 14	at Canisius	W	74-57	Buffalo, NY
Feb. 20	at Butler (BB, 20th)	L	53-70	Indianapolis, IN
Feb. 26	at Rider	W	80-54	Lawrenceville, NJ
Feb. 28	Marist	W	76-51	Albany, NY
Mar. 6	Manhattan (MAAC)	W	78-61	Albany, NY
Mar. 7	Rider (MAAC)	W	72-62	Albany, NY
Mar. 8	Fairfield (MAAC)	W	72-65 (ot)	Albany, NY
Mar. 19	vs. Purdue (NCAA, 10th)	L	64-72	Spokane, WA

IOWA**2010-11 (11-20, 4-14)**

Date	Opponent	W/L	Score	Location
Nov. 14	South Dakota State	L	69-79	Iowa City, IA
Nov. 16	UL-Monroe	W	68-40	Iowa City, IA
Nov. 19	vs. Xavier (PJ)	L	73-86	St. Thomas, USVI
Nov. 20	vs. Alabama (PJ)	W	55-47	St. Thomas, USVI
Nov. 22	vs. Long Beach State (PJ)	L	72-78	St. Thomas, USVI
Nov. 26	SIU-Edwardsville	W	111-50	Iowa City, IA
Nov. 30	at Wake Forest (ACC)	L	73-76	Winston-Salem, NC
Dec. 4	Idaho State	W	70-53	Iowa City, IA
Dec. 7	Northern Iowa	W	51-39	Iowa City, IA
Dec. 10	Iowa State	L	72-75	Iowa City, IA
Dec. 18	at Drake	W	59-52	Des Moines, IA
Dec. 21	Louisiana Tech	W	77-58	Iowa City, IA
Dec. 29	Illinois (23rd)	L	77-87	Iowa City, IA
Jan. 4	Ohio State (2nd)	L	68-73	Iowa City, IA
Jan. 9	at Purdue (10th)	L	52-75	West Lafayette, IN
Jan. 12	Northwestern	L	71-90	Iowa City, IA
Jan. 16	at Minnesota (25th)	L	59-69	Minneapolis, MN
Jan. 19	at Ohio State (1st)	L	48-70	Columbus, OH
Jan. 23	Indiana	W	91-77	Iowa City, IA
Jan. 26	at Penn State	L	51-65	State College, PA
Jan. 30	at Michigan	L	73-87	Ann Arbor, MI
Feb. 2	Michigan State	W	72-52	Iowa City, IA
Feb. 5	at Indiana	W	64-63	Bloomington, IN
Feb. 9	Wisconsin (13th)	L	59-62 (ot)	Iowa City, IA
Feb. 13	Minnesota (25th)	L	45-62	Iowa City, IA
Feb. 17	at Northwestern	L	70-73	Evanston, IL
Feb. 19	Michigan	L	72-75 (ot)	Iowa City, IA
Feb. 26	at Illinois	L	68-81	Champaign, IL
Mar. 2	at Michigan State	L	66-85	East Lansing, MI
Mar. 5	Purdue (6th)	W	67-65	Iowa City, IA
Mar. 10	vs. Michigan State (BTT)	L	61-66	Indianapolis, IN



2011-12 (18-17, 8-10)

Date	Opponent	W/L	Score	Location
Nov. 11	Chicago State	W	96-53	Iowa City, IA
Nov. 14	North Carolina A&T	W	95-79	Iowa City, IA
Nov. 17	Northern Illinois	W	88-55	Iowa City, IA
Nov. 20	vs Creighton	L	59-82	Des Moines, IA
Nov. 23	Campbell	L	61-77	Iowa City, IA
Nov. 26	IPFW	W	82-72	Iowa City, IA
Nov. 29	Clemson (ACC)	L	55-71	Iowa City, IA
Dec. 3	Brown	W	75-54	Iowa City, IA
Dec. 6	at Northern Iowa	L	60-80	Cedar Falls, IA
Dec. 9	at Iowa State	L	76-86	Ames, IA
Dec. 17	Drake	W	82-68	Iowa City, IA
Dec. 19	Central Arkansas	W	105-64	Iowa City, IA
Dec. 22	Boise State	W	81-72	Iowa City, IA
Dec. 28	Purdue	L	76-79	Iowa City, IA
Dec. 31	at Wisconsin (11th)	W	72-65	Madison, WI
Jan. 4	at Minnesota	W	64-62	Minneapolis, MN
Jan. 7	Ohio State (6th)	L	47-76	Iowa City, IA
Jan. 10	at Michigan State (10th)	L	61-95	East Lansing, MI
Jan. 14	Michigan (13th)	W	75-59	Iowa City, IA
Jan. 17	at Purdue	L	68-75	West Lafayette, IN
Jan. 26	Nebraska	L	73-79	Iowa City, IA
Jan. 29	at Indiana (16th)	L	89-103	Bloomington, IN
Feb. 1	Minnesota	W	63-59	Iowa City, IA
Feb. 4	Penn State	W	77-64	Iowa City, IA
Feb. 9	at Northwestern	L	64-83	Evanston, IL
Feb. 16	at Penn State	L	64-69	University Park, PA
Feb. 19	Indiana (18th)	W	78-66	Iowa City, IA
Feb. 23	Wisconsin (15th)	W	67-66	Iowa City, IA
Feb. 26	at Illinois	L	54-65	Champaign, IL
Feb. 29	at Nebraska	W	62-53	Lincoln, NE
Mar. 3	Northwestern	L	66-70	Iowa City, IA
Mar. 8	vs. Illinois	W	64-61	Indianapolis, IN
Mar. 9	vs. Michigan State (8th)	L	75-92	Indianapolis, IN
Mar. 13	Dayton (NIT)	W	84-75	Iowa City, IA
Mar. 18	at Oregon (NIT)	L	97-108	Eugene, OR

2012-13 (25-13, 9-9)

Date	Opponent	W/L	Score	Location
Nov. 9	UT-Pan American	W	86-55	Iowa City, IA
Nov. 12	Central Michigan	W	73-61	Iowa City, IA
Nov. 15	Howard	W	66-36	Iowa City, IA
Nov. 17	Gardner-Webb	W	65-56	Iowa City, IA
Nov. 20	vs. Western Kentucky (CAN)	W	63-55	Cancun, Mexico
Nov. 21	vs. Wichita State (CAN)	L	63-75	Cancun, Mexico
Nov. 27	at Virginia Tech (ACC)	L	79-95	Blacksburg, VA
Dec. 1	A&M-Corpus Christi	W	88-59	Iowa City, IA
Dec. 4	South Dakota	W	87-63	Iowa City, IA
Dec. 7	Iowa State	W	80-71	Iowa City, IA
Dec. 15	vs. Northern Iowa	W	80-73	Des Moines, IA
Dec. 19	South Carolina State	W	90-46	Iowa City, IA
Dec. 22	Coppin State	W	80-50	Iowa City, IA
Dec. 31	Indiana (5th)	L	65-69	Iowa City, IA
Jan. 6	at Michigan (2nd)	L	67-95	Ann Arbor, MI
Jan. 10	Michigan State (18th)	L	59-62	Iowa City, IA
Jan. 13	at Northwestern	W	70-50	Evanston, IL
Jan. 19	Wisconsin	W	70-66	Iowa City, IA
Jan. 22	at Ohio State (14th)	L	63-72	Columbus, OH
Jan. 27	at Purdue	L	62-65 (ot)	West Lafayette, IN
Jan. 31	Penn State	W	76-67	Iowa City, IA
Feb. 3	at Minnesota (23)	L	59-62	Minneapolis, MN
Feb. 6	at Wisconsin	L	70-74 (2 ot)	Madison, WI
Feb. 9	Northwestern	W	71-57	Iowa City, IA
Feb. 14	at Penn State	W	74-72	University Park, PA
Feb. 17	Minnesota	W	72-51	Iowa City, IA

Feb. 23	at Nebraska	L	60-64	Lincoln, NE
Feb. 27	Purdue	W	58-48	Iowa City, IA
Mar. 2	at Indiana (1st)	L	60-73	Bloomington, IN
Mar. 5	Illinois	W	63-55	Iowa City, IA
Mar. 9	Nebraska	W	74-60	Iowa City, IA
Mar. 14	vs. Northwestern (BTT)	W	73-59	Chicago, IL
Mar. 15	vs. Michigan State (BTT, 7th)	L	56-59	Chicago, IL
Mar. 20	Indiana State (NIT)	W	68-52	Iowa City, IA
Mar. 22	Stony Brook (NIT)	W	75-63	Iowa City, IA
Mar. 27	at Virginia (NIT)	W	75-64	Charlottesville, VA
Apr. 2	vs. Maryland (NIT)	W	71-60	New York, NY
Apr. 4	vs. Baylor (NIT)	L	54-74	New York, NY

2013-14 (20-13, 9-9)

Date	Opponent	W/L	Score	Location
Nov. 8	UNC Wilmington	W	82-39	Iowa City, IA
Nov. 10	Nebraska-Omaha	W	83-75	Iowa City, IA
Nov. 14	Maryland Eastern Shore	W	109-63	Iowa City, IA
Nov. 17	Abilene Christian	W	103-41	Iowa City, IA
Nov. 22	Penn	W	86-55	Iowa City, IA
Nov. 28	vs. Xavier (B4A)	W	77-74 (ot)	Bahamas
Nov. 29	vs. UTEP (B4A)	W	89-53	Bahamas
Nov. 30	vs. Villanova (B4A)	L	83-88 (ot)	Bahamas
Dec. 3	Notre Dame (ACC)	W	98-93	Iowa City, IA
Dec. 7	vs. Drake (BF)	W	83-66	Des Moines, IA
Dec. 9	Fairleigh Dickinson	W	92-59	Iowa City, IA
Dec. 13	at Iowa State (16th)	L	82-85	Ames, IA
Dec. 22	Arkansas Pine Bluff	W	86-61	Iowa City, IA
Dec. 31	Nebraska	W	67-57	Iowa City, IA
Jan. 5	at Wisconsin (4th)	L	71-75	Madison, WI
Jan. 9	Northwestern	W	93-67	Iowa City, IA
Jan. 12	at Ohio State (3rd)	W	84-74	Columbus, OH
Jan. 19	Minnesota	W	94-73	Iowa City, IA
Jan. 22	at Michigan (21st)	L	67-75	Ann Arbor, MI
Jan. 25	at Northwestern	W	76-50	Evanston, IL
Jan. 28	Michigan State (6th)	L	69-71 (ot)	Iowa City, IA
Feb. 1	at Illinois	W	81-74	Champaign, IL
Feb. 4	Ohio State (25th)	L	69-76	Iowa City, IA
Feb. 8	Michigan (10th)	W	85-67	Iowa City, IA
Feb. 15	at Penn State	W	82-70	University Park, PA
Feb. 22	Wisconsin (16th)	L	74-79	Iowa City, IA
Feb. 25	at Minnesota	L	89-95	Minneapolis, MN
Feb. 27	at Indiana	L	86-93	Bloomington, IN
Mar. 2	Purdue	W	83-76	Iowa City, IA
Mar. 6	at Michigan State (22nd)	L	76-86	East Lansing, MI
Mar. 8	Illinois	L	63-66	Iowa City, IA
Mar. 13	vs. Northwestern (BTT)	L	62-67	Indianapolis, IN
Mar. 19	vs. Tennessee (NCAA)	L	65-78 (ot)	Dayton, OH

2014-15 (22-12, 12-6)

Date	Opponent	W/L	Score	Location
Nov. 14	Hampton	W	90-56	Iowa City, IA
Nov. 17	North Dakota State	W	87-56	Iowa City, IA
Nov. 20	vs. Texas (2K, 10th)	L	57-71	New York, NY
Nov. 21	vs. Syracuse (2K, 23rd)	L	63-66	New York, NY
Nov. 24	Pepperdine	W	72-61	Iowa City, IA
Nov. 26	Northern Illinois	W	70-49	Iowa City, IA
Nov. 29	Longwood	W	77-44	Iowa City, IA
Dec. 3	at North Carolina (ACC, 12th)	W	60-55	Chapel Hill, NC
Dec. 6	UM-Baltimore County	W	77-47	Iowa City, IA
Dec. 9	Alcorn State	W	67-44	Iowa City, IA
Dec. 12	Iowa State (13th)	L	75-90	Iowa City, IA
Dec. 20	vs. Northern Iowa (BF)	L	44-56	Des Moines, IA
Dec. 30	at Ohio State (18th)	W	71-65	Columbus, OH
Jan. 5	Nebraska	W	70-59	Iowa City, IA
Jan. 8	Michigan State	L	61-75	Iowa City, IA



Jan. 13	at Minnesota	W	77-75	Minneapolis, MN
Jan. 17	Ohio State (25th)	W	76-67	Iowa City, IA
Jan. 20	at Wisconsin (5th)	L	50-82	Madison, WI
Jan. 24	at Purdue	L	63-67	West Lafayette, IN
Jan. 31	Wisconsin (5th)	L	63-74	Iowa City, IA
Feb. 5	at Michigan	W	72-54	Ann Arbor, MI
Feb. 8	Maryland (16th)	W	71-55	Iowa City, IA
Feb. 12	Minnesota	L	59-64	Iowa City, IA
Feb. 15	at Northwestern	L	61-66 (ot)	Evanston, IL
Feb. 19	Rutgers	W	81-47	Iowa City, IA
Feb. 22	at Nebraska	W	74-46	Lincoln, NE
Feb. 25	Illinois	W	68-60	Iowa City, IA
Feb. 28	at Penn State	W	81-77 (ot)	University Park, PA
Mar. 3	at Indiana	W	77-63	Bloomington, IN
Mar. 7	Northwestern	W	69-52	Iowa City, IA
Mar. 12	vs. Penn State (BTT)	L	58-67	Chicago, IL
Mar. 20	vs. Davidson (NCAA)	W	83-52	Seattle, WA
Mar. 22	vs. Gonzaga (NCAA, 7th)	L	68-87	Seattle, WA

2015-16 (22-11, 12-6)

Date	Opponent	W/L	Score	Location
Nov. 13	Gardner-Webb	W	76-59	Iowa City, IA
Nov. 15	Coppin State	W	103-68	Iowa City, IA
Nov. 19	at Marquette (GG)	W	89-61	Milwaukee, WI
Nov. 26	vs. Dayton (AI)	L	77-82	Orlando, FL
Nov. 27	vs. Notre Dame (AI, 17th)	L	62-68	Orlando, FL
Nov. 29	vs. Wichita State (AI, 20th)	W	84-61	Orlando, FL
Dec. 2	Florida State (ACC)	W	78-75 (ot)	Iowa City, IA
Dec. 5	UMKC	W	95-75	Iowa City, IA
Dec. 7	Western Illinois	W	90-56	Iowa City, IA
Dec. 10	at Iowa State (2nd)	L	82-83	Ames, IA
Dec. 19	vs. Drake (BF)	W	70-64	Des Moines, IA
Dec. 22	Tennessee Tech	W	85-63	Iowa City, IA
Dec. 29	Michigan State (1st)	W	83-70	Iowa City, IA
Jan. 2	at Purdue (14th)	W	83-71	West Lafayette, IN
Jan. 5	Nebraska	W	77-66	Iowa City, IA
Jan. 14	at Michigan State (4th)	W	76-59	East Lansing, MI
Jan. 21	at Rutgers	W	90-76	Piscataway, NJ
Jan. 17	Michigan	W	82-71	Iowa City, IA
Jan. 24	Purdue (23rd)	W	83-71	Iowa City, IA
Jan. 28	Maryland (7th)	L	68-74	College Park, MD
Jan. 31	Northwestern	W	85-71	Iowa City, IA
Feb. 3	Penn State	W	73-49	Iowa City, IA
Feb. 7	at Illinois	W	77-65	Champaign, IL
Feb. 11	at Indiana (22nd)	L	78-85	Bloomington, IN
Feb. 14	Minnesota	W	75-71	Iowa City, IA
Feb. 17	at Penn State	L	75-79	University Park, PA
Feb. 24	Wisconsin	L	59-67	Iowa City, IA
Feb. 28	at Ohio State	L	64-68	Columbus, OH
Mar. 1	Indiana (11th)	L	78-81	Iowa City, IA
Mar. 5	at Michigan	W	71-61	Ann Arbor, MI
Mar. 10	vs. Illinois (BTT)	L	66-68	Indianapolis, IN
Mar. 18	vs. Temple (NCAA)	W	72-70 (ot)	Brooklyn, NY
Mar. 20	vs. Villanova (NCAA, 6th)	L	68-87	Brooklyn, NY

2016-17 (19-15, 10-8)

Date	Opponent	W/L	Score	Location
Nov. 11	Kennesaw State	W	91-74	Iowa City, IA
Nov. 13	Savannah State	W	116-84	Iowa City, IA
Nov. 16	Seton Hall (GG)	L	83-91	Iowa City, IA
Nov. 20	UT-Rio Grande Valley	W	95-67	Iowa City, IA
Nov. 25	vs. Virginia (ECC)	L	41-74	Niceville, FL
Nov. 26	vs. Memphis (ECC)	L	92-100	Niceville, FL
Nov. 29	at Notre Dame (ACC)	L	78-92	South Bend, IN

Dec. 3	Omaha	L	89-98	Iowa City, IA
Dec. 5	Stetson	W	95-68	Iowa City, IA
Dec. 8	Iowa State (25th)	W	78-64	Iowa City, IA
Dec. 17	vs. Northern Iowa (BF)	W	69-46	Des Moines, IA
Dec. 20	North Dakota	W	84-73	Iowa City, IA
Dec. 22	Delaware State	W	89-57	Iowa City, IA
Dec. 28	at Purdue (15th)	L	67-89	West Lafayette, IN
Jan. 1	Michigan	W	86-83 (ot)	Iowa City, IA
Jan. 5	at Nebraska	L	90-93 (2 ot)	Lincoln, NE
Jan. 8	Rutgers	W	83-78	Iowa City, IA
Jan. 12	Purdue (17th)	W	83-78	Iowa City, IA
Jan. 15	at Northwestern	L	54-89	Evanston, IL
Jan. 19	Maryland (25th)	L	76-84	Iowa City, IA
Jan. 25	at Illinois	L	64-76	Champaign, IL
Jan. 28	Ohio State	W	85-72	Iowa City, IA
Jan. 31	at Rutgers	W	83-63	Piscataway, NJ
Feb. 5	Nebraska	W	81-70	Iowa City, IA
Feb. 8	at Minnesota	L	89-101 (2 ot)	Minneapolis, MN
Feb. 11	at Michigan State	L	66-77	East Lansing, MI
Feb. 18	Illinois	L	66-70	Iowa City, IA
Feb. 21	Indiana	W	96-90 (ot)	Iowa City, IA
Feb. 25	at Maryland (24th)	W	83-69	College Park, MD
Mar. 2	at Wisconsin (21st)	W	59-75	Madison, WI
Mar. 5	Penn State	W	90-79	Iowa City, IA
Mar. 9	vs. Indiana (BTT)	L	73-95	Washington, D.C.
Mar. 15	South Dakota (NIT)	W	87-75	Iowa City, IA
Mar. 17	TCU (NIT)	L	92-94 (ot)	Iowa City, IA

2017-18 (14-19, 4-14)

Date	Opponent	W/L	Score	Location
Nov. 10	Chicago State	W	95-62	Iowa City, IA
Nov. 12	Alabama State	W	92-58	Iowa City, IA
Nov. 16	Grambling State	W	85-74	Iowa City, IA
Nov. 20	vs. Louisiana (CIC)	L	71-80	Grand Cayman
Nov. 21	vs. South Dakota State (CIC)	L	72-80	Grand Cayman
Nov. 22	vs. UAB (CIC)	W	95-85	Grand Cayman
Nov. 28	at Virginia Tech (ACC)	L	55-79	Blacksburg, VA
Dec. 2	Penn State	L	73-77	Iowa City, IA
Dec. 4	at Indiana	L	64-77	Bloomington, IN
Dec. 7	at Iowa State	L	78-84	Ames, IA
Dec. 10	Southern	W	91-60	Iowa City, IA
Dec. 16	vs. Drake (BF)	W	90-64	Des Moines, IA
Dec. 19	Southern Utah	W	92-64	Iowa City, IA
Dec. 22	vs. Colorado	W	80-73	Sioux Falls, SD
Dec. 29	Northern Illinois	W	98-75	Iowa City, IA
Jan. 2	Michigan	L	68-75	Iowa City, IA
Jan. 4	Ohio State	L	81-92	Iowa City, IA
Jan. 7	at Maryland	L	73-91	College Park, MD
Jan. 11	at Illinois	W	104-97 (ot)	Champaign, IL
Jan. 17	at Rutgers	L	64-80	Piscataway, NJ
Jan. 20	Purdue (3rd)	L	64-87	Iowa City, IA
Jan. 23	Wisconsin	W	85-67	Iowa City, IA
Jan. 27	at Nebraska	L	84-98	Lincoln, NE
Jan. 30	Minnesota	W	94-80	Iowa City, IA
Feb. 3	at Penn State	L	58-82	University Park, PA
Feb. 6	Michigan State (4th)	L	93-96	Iowa City, IA
Feb. 10	at Ohio State (14th)	L	64-82	Columbus, OH
Feb. 14	at Michigan (21st)	L	59-74	Ann Arbor, MI
Feb. 17	Indiana	L	82-84	Iowa City, IA
Feb. 21	at Minnesota	L	82-86	Minneapolis, MN
Feb. 25	Northwestern	W	77-70	Iowa City, IA
Feb. 28	vs. Illinois (BTT)	W	96-87	New York, NY
Mar. 1	vs. Michigan (BTT, 13th)	L	71-77 (ot)	New York, NY



2018-19 (23-12)

Date	Opponent	W/L	Score	Location
Nov. 8	UMKC	W	77-63	Iowa City, IA
Nov. 11	Green Bay	W	93-82	Iowa City, IA
Nov. 15	vs. Oregon (2K, 13th)	W	77-69	New York, NY
Nov. 16	vs. Connecticut (2K)	W	91-72	New York, NY
Nov. 21	Alabama State	W	105-78	Iowa City, IA
Nov. 27	Pittsburgh	W	69-68	Iowa City, IA
Nov. 30	Wisconsin (22nd)	L	66-72	Iowa City, IA
Dec. 3	at Michigan State (10th)	L	68-90	East Lansing, MI
Dec. 6	Iowa State	W	98-84	Iowa City, IA
Dec. 15	vs. Northern Iowa (BF)	W	77-54	Des Moines, IA
Dec. 18	Western Carolina	W	78-60	Iowa City, IA
Dec. 22	Savannah State	W	110-64	Iowa City, IA
Dec. 29	Bryant	W	72-67	Iowa City, IA
Jan. 3	at Purdue	L	70-86	West Lafayette, IN
Jan. 6	Nebraska (24th)	W	93-84	Iowa City, IA
Jan. 9	at Northwestern	W	73-63	Iowa City, IA
Jan. 12	Ohio State (16th)	W	72-62	Iowa City, IA
Jan. 16	at Penn State	W	89-82	University Park, PA
Jan. 20	Illinois	W	95-71	Iowa City, IA
Jan. 24	Michigan State (5th)	L	67-82	Iowa City, IA
Jan. 27	at Minnesota	L	87-92	Minneapolis, MN
Feb. 1	Michigan (5th)	W	74-59	Iowa City, IA
Feb. 7	at Indiana	W	77-72	Bloomington, IN
Feb. 10	Northwestern	W	80-79	Iowa City, IA
Feb. 16	at Rutgers	W	71-69	Piscataway, NJ
Feb. 22	Indiana	W	76-70 (ot)	Iowa City, IA
Feb. 26	at Ohio State	L	70-90	Columbus, OH
Mar. 2	Rutgers	L	72-86	Iowa City, IA
Mar. 7	at Wisconsin (21st)	L	45-65	Madison, WI
Mar. 10	at Nebraska	L	91-93 (ot)	Lincoln, NE
Mar. 14	vs. Illinois (BTT)	W	83-62	Chicago, IL
Mar. 15	vs. Michigan (BTT, 10th)	L	53-74	Chicago, IL
Mar. 22	vs. Cincinnati (NCAA, 22nd)	W	79-72	Columbus, OH
Mar. 24	vs. Tennessee (NCAA, 6th)	L	77-83	Columbus, OH

2019-20 (20-11)

Date	Opponent	W/L	Score	Location
Nov. 8	SIUE	W	87-60	Iowa City, IA
Nov. 11	DePaul (GG)	L	78-93	Iowa City, IA
Nov. 15	Oral Roberts	W	87-74	Iowa City, IA
Nov. 21	North Florida	W	83-68	Iowa City, IA
Nov. 24	Cal Poly	W	85-59	Iowa City, IA
Nov. 28	vs. Texas Tech (LVI, 12th)	W	72-61	Las Vegas, NV
Nov. 29	vs. San Diego State (LVI)	L	73-83	Las Vegas, NV
Dec. 3	at Syracuse (ACC)	W	68-54	Syracuse, NY
Dec. 6	at Michigan (4th)	L	91-103	Ann Arbor, MI
Dec. 9	Minnesota	W	72-52	Iowa City, IA
Dec. 12	at Iowa State	W	84-68	Ames, IA
Dec. 21	vs. Cincinnati (CL)	W	77-70	Chicago, IL
Dec. 29	Kennesaw State	W	93-51	Iowa City, IA
Jan. 4	vs. Penn State (21st)	L	86-89	Philadelphia, PA
Jan. 7	at Nebraska	L	70-76	Lincoln, NE
Jan. 10	Maryland (12th)	W	67-49	Iowa City, IA
Jan. 14	at Northwestern	W	75-62	Evanston, IL
Jan. 17	Michigan (19th)	W	90-83	Iowa City, IA
Jan. 22	Rutgers (24th)	W	85-80	Iowa City, IA
Jan. 27	Wisconsin	W	68-62	Iowa City, IA
Jan. 30	at Maryland (15th)	L	72-82	College Park, MD
Feb. 2	Illinois (19th)	W	72-65	Iowa City, IA
Feb. 5	at Purdue	L	68-104	West Lafayette, IN
Feb. 8	Nebraska	W	96-72	Iowa City, IA

Feb. 13	at Indiana	L	77-89	Bloomington, IN
Feb. 16	at Minnesota	W	58-55	Minneapolis, MN
Feb. 20	Ohio State (25th)	W	85-76	Iowa City, IA
Feb. 25	at Michigan State (24th)	L	70-78	East Lansing, MI
Feb. 29	Penn State (16th)	W	77-68	Iowa City, IA
Mar. 3	Purdue	L	68-77	Iowa City, IA
Mar. 8	at Illinois (23rd)	L	76-78	Champaign, IL

2020-21 (22-9)

Date	Opponent	W/L	Score	Location
Nov. 25	N.C. Central	W	97-67	Iowa City, IA
Nov. 27	Southern University	W	103-76	Iowa City, IA
Dec. 3	Western Illinois	W	99-58	Iowa City, IA
Dec. 8	North Carolina (ACC, 16th)	W	93-80	Iowa City, IA
Dec. 11	Iowa State	W	105-77	Iowa City, IA
Dec. 13	Northern Illinois	W	106-53	Iowa City, IA
Dec. 19	vs. Gonzaga (1st)	L	88-99	Sioux Falls, SD
Dec. 22	Purdue	W	70-55	Iowa City, IA
Dec. 25	at Minnesota	L	95-102 (ot)	Minneapolis, MN
Dec. 29	Northwestern (19th)	W	87-72	Iowa City, IA
Jan. 2	at Rutgers (14th)	W	77-75	Piscataway, NJ
Jan. 7	at Maryland	W	89-67	College Park, MD
Jan. 10	Minnesota (16th)	W	86-71	Iowa City, IA
Jan. 17	at Northwestern	W	96-73	Evanston, IL
Jan. 21	Indiana	L	69-81	Iowa City, IA
Jan. 29	at Illinois (19th)	L	75-80	Champaign, IL
Feb. 2	Michigan State	W	84-78	Iowa City, IA
Feb. 4	Ohio State (7th)	L	85-89	Iowa City, IA
Feb. 7	at Indiana	L	65-67	Bloomington, IN
Feb. 10	Rutgers (25th)	W	79-66	Iowa City, IA
Feb. 13	at Michigan State	W	88-58	East Lansing, MI
Feb. 18	at Wisconsin (21st)	W	77-62	Madison, WI
Feb. 21	Penn State	W	74-68	Iowa City, IA
Feb. 25	at Michigan (3rd)	L	57-79	Ann Arbor, MI
Feb. 28	at Ohio State (4th)	W	73-57	Columbus, OH
Mar. 4	Nebraska	W	102-64	Iowa City, IA
Mar. 7	Wisconsin (25th)	W	77-73	Iowa City, IA
Mar. 12	vs. Wisconsin (BTT)	W	62-57	Indianapolis, IN
Mar. 13	vs. Illinois (BTT, 3rd)	L	71-82	Indianapolis, IN
Mar. 20	vs. Grand Canyon (NCAA)	W	86-74	Indianapolis, IN
Mar. 22	vs. Oregon (NCAA)	L	80-95	Indianapolis, IN

2021-22 (26-10)

Date	Opponent	W/L	Score	Location
Nov. 9	Longwood	W	106-73	Iowa City, IA
Nov. 12	Kansas City	W	89-57	Iowa City, IA
Nov. 16	N.C. Central	W	86-69	Iowa City, IA
Nov. 18	Alabama State	W	108-82	Iowa City, IA
Nov. 22	Western Michigan	W	109-61	Iowa City, IA
Nov. 26	Portland State	W	85-51	Iowa City, IA
Nov. 29	at Virginia (ACC)	W	75-74	Charlottesville, VA
Dec. 3	at Purdue (2nd)	L	70-77	West Lafayette, IN
Dec. 6	Illinois	L	83-87	Iowa City, IA
Dec. 9	at Iowa State (17th)	L	53-73	Ames, IA
Dec. 18	vs. Utah State	W	94-75	Sioux Falls, SD
Dec. 21	Southeastern Louisiana	W	93-62	Iowa City, IA
Dec. 29	Western Illinois	W	92-71	Iowa City, IA
Jan. 3	Maryland	W	80-75	Iowa City, IA
Jan. 6	at Wisconsin (23rd)	L	78-87	Madison, WI
Jan. 13	Indiana	W	83-74	Iowa City, IA
Jan. 16	at Minnesota	W	81-71	Minneapolis, MN
Jan. 19	at Rutgers	L	46-48	Piscataway, NJ
Jan. 22	Penn State	W	68-51	Iowa City, IA



Jan. 27	Purdue (6th)	L	73-83	Iowa City, IA
Jan. 31	at Penn State	L	86-90 (2ot)	University Park, PA
Feb. 6	Minnesota	W	71-57	Iowa City, IA
Feb. 10	at Maryland	W	110-87	College Park, MD
Feb. 13	Nebraska	W	98-75	Iowa City, IA
Feb. 17	Michigan	L	79-84	Iowa City, IA
Feb. 19	at Ohio State (18th)	W	75-62	Columbus, OH
Feb. 22	Michigan State	W	86-60	Iowa City, IA
Feb. 25	at Nebraska	W	88-78	Lincoln, NE
Feb. 28	Northwestern	W	82-61	Iowa City, IA
Mar. 3	at Michigan	W	82-71	Ann Arbor, MI
Mar. 6	at Illinois (20th)	L	72-74	Champaign, IL
Mar. 10	vs. Northwestern (BTT)	W	112-76	Indianapolis, IN
Mar. 11	vs. Rutgers (BTT)	W	84-74	Indianapolis, IN
Mar. 12	vs. Indiana (BTT)	W	80-77	Indianapolis, IN
Mar. 13	vs. Purdue (9th)	W	75-66	Indianapolis, IN
Mar. 17	vs. Richmond (NCAA)	L	63-67	Buffalo, NY

2022-23 (19-14)

Date	Opponent	W/L	Score	Location
Nov. 7	Bethune-Cookman	W	89-58	Iowa City, IA
Nov. 11	North Carolina A&T	W	112-71	Iowa City, IA
Nov. 16	at Seton Hall	W	83-67	South Orange, NJ
Nov. 21	Omaha	W	100-64	Iowa City, IA
Nov. 25	vs. Clemson (ECC)	W	74-71	Niceville, FL
Nov. 26	vs. TCU (ECC)	L	66-79	Niceville, FL
Nov. 29	Georgia Tech (ACC)	W	81-65	Iowa City, IA
Dec. 6	vs. Duke (JVC, 15th)	L	72-74	New York, NY
Dec. 8	Iowa State (20th)	W	75-66	Iowa City, IA
Dec. 11	Wisconsin	L	75-78 (ot)	Iowa City, IA
Dec. 17	Southeast Missouri State	W	106-75	Iowa City, IA
Dec. 21	Eastern Illinois	L	83-92	Iowa City, IA
Dec. 29	at Nebraska	L	50-66	Lincoln, NE
Jan. 1	at Penn State	L	79-83	University Park, PA
Jan. 5	Indiana (15th)	W	91-89	Iowa City, IA
Jan. 8	at Rutgers	W	76-65	Piscataway, NJ
Jan. 12	Michigan	W	93-84 (ot)	Iowa City, IA
Jan. 15	Maryland	W	81-67	Iowa City, IA
Jan. 21	at Ohio State	L	77-93	Columbus, OH
Jan. 26	at Michigan State	L	61-63	East Lansing, MI
Jan. 29	Rutgers	W	93-82	Iowa City, IA
Jan. 31	Northwestern	W	86-70	Iowa City, IA
Feb. 4	Illinois	W	81-79	Iowa City, IA
Feb. 9	at Purdue (1st)	L	73-87	West Lafayette, IN
Feb. 12	at Minnesota	W	68-56	Minneapolis, MN
Feb. 16	Ohio State	W	92-75	Iowa City, IA
Feb. 19	at Northwestern	L	60-80	Evanston, IL
Feb. 22	at Wisconsin	L	52-64	Madison, WI
Feb. 25	Michigan State	W	112-106 (ot)	Iowa City, IA
Feb. 28	at Indiana (15th)	W	90-68	Bloomington, IN
Mar. 5	Nebraska	L	77-81	Iowa City, IA
Mar. 9	vs. Ohio State (BTT)	L	69-73	Chicago, IL
Mar. 16	vs. Auburn (NCAA)	L	75-83	Birmingham, AL

2K -- 2K Classic
 ACC -- ACC/Big Ten Challenge
 AI -- Advocare Invitational (formerly known as Old Spice Classic)
 BB -- Bracket Buster
 BF -- Big Four Classic
 B4A -- Battle 4 Atlantis
 BTT -- Big Ten Tournament
 CC -- Cornhusker Classic
 CCH -- Cancun Challenge
 CIC -- Cayman Islands Classic
 ECC -- Emerald Coast Classic
 ECCT -- East Coast Conference Tournament
 GG -- Gavitt Games
 HC -- Hawkeye Classic
 JVC -- Jimmy V Classic
 MAAC -- Metro Atlantic Athletic Conference Tournament
 MC -- Mutual Classic
 NCAA -- NCAA Tournament
 NIT -- National Invitational Tournament
 PHC -- Philly Hoops Classic
 PJ -- Paradise Jam
 SC -- Southern Conference Tournament
 WLKF -- WLKF Classic

Note: Number in parenthesis following opponent is national ranking



Iowa's 2022 squad won 26 games, the second highest total in Iowa single-season history, and captured the school's third Big Ten Tournament championship by winning four games in four days.



Sherman Dillard is in his 14th year with the University of Iowa men's basketball staff bringing a wealth of expertise on and off the court.

Dillard has assisted in the rise of the Hawkeye basketball program back to national prominence since 2012. Iowa's coaching staff has guided the Hawkeyes to 20 or more eighth of the last 11 years. Dillard and the Hawkeyes have placed fifth or better in the Big Ten standings seven of the last nine seasons, including a third-place finish in 2021.

In 2022, the Hawkeyes won four games in four days to capture the Big Ten Tournament title, their third in program history, which ties as third most in the league. Iowa finished fourth in the conference standings and won 26 games; the second highest single season win total in program history. Dillard was recognized as one of the Most Impactful High Major Assistant Coaches in Division I Men's Basketball following the season by Silver Waves Media.

Iowa has had one of the most dominating players in college basketball each of the past four seasons. Luka Garza was twice named national player of the year and a consensus first-team All-America selection in 2020 and 2021. Keegan Murray was a finalist for the Wooden Award and Naismith Trophy, earned consensus first-team All-America laurels and was named the Karl Malone Power Forward of the Year in 2022. Kris Murray was voted consensus third-team All-America, was a finalist for the Karl Malone Award and a semifinalist for the Wooden and Naismith awards. Furthermore, Dillard and the Hawkeye staff have recruited and coached a first-team All-Big Ten honoree eight of the last 10 years.

Over the last four seasons, Iowa combined to win 87 games, finished fifth place or better in the Big Ten standings, won a Big Ten Tournament title (2022), competed in the last three NCAA Tournaments, and won 20 games over AP Top 25 opponents. Additionally, Iowa has had the Big Ten scoring champion three consecutive seasons (2020-22, which is something that has not been accomplished by any team in the league in over 50 years).



In 2021, Iowa won 14 Big Ten regular season games, its highest total since 1987. The Hawkeyes earned a No. 2 seed in the NCAA Tournament, tying its highest ever seed in the tournament.

Dillard and the Hawkeyes have led the Big Ten in scoring each of the last five seasons, including ranking fifth nationally in 2021 (83.7) and 2022 (83.2). Iowa averaged more than 83 points in consecutive seasons for the first time in 27 years. Additionally, Iowa was tops in Division I in assist-to-turnover ratio in 2021 (2.0) and 2022 (1.74).

The past 13 years at Iowa, Dillard helped coach 21 Hawkeyes to professional contracts, including Keegan Murray, Kris Murray, Joe Wieskamp and Garza. Keegan Murray was selected with the fourth overall selection of the 2022 NBA Draft, the highest a Hawkeye has ever been picked, and Kris Murray was selected with the No. 23 overall pick in the 2023 NBA Draft. It marked the second time in program history that Iowa had first-round draft picks in consecutive years. Wieskamp and Garza were both selected in the 2021 NBA Draft.

Dillard has helped mentor 12 Hawkeyes to All-Big Ten status during his tenure, including seven first team honorees: Roy Devyn Marble (2014), Aaron White (2015), Jarrod Uthoff (2016), Peter Jok (2017), Luka Garza (2020 & 2021), Keegan Murray (2022) and Kris Murray (2023). In addition to the all-conference accolades, Garza (twice), Keegan Murray, Kris Murray, Uthoff and Jok were All-Americans. Dillard helped develop frontcourt players Gabriel Olaseni and Nicholas Baer, who were each voted Big Ten Sixth Man of the Year in 2015 and 2017, respectively. He also helped coach eight All-Big Ten Freshman performers (Eric May in 2010; Melsahn Basabe in 2011; Aaron White in 2012; Jordan Bohannon and Tyler Cook in 2017; Joe Wieskamp in 2019; CJ Fredrick in 2020; Keegan Murray in 2021).





Frontcourt players have enjoyed recent success under McCaffery and the coaching staff. The last four seasons, Iowa bigs have had unprecedented success. Garza was a two-time National and Big Ten Player of the Year, unanimous consensus first-team All-American, Pete Newell Big Man of the Year, and Kareem Abdul-Jabbar Center of the Year in 2020 and 2021. In 2022, Keegan Murray was voted to the consensus first-team All-America and was the recipient of the Karl Malone Power Forward of the Year Award. Last season, Kris Murray was honored as a consensus third-team All-America, was a unanimous first-team All-Big Ten honoree by the media, was a semifinalist for the Wooden and Naismith awards, and finalist for the Karl Malone Award.

Five years ago, Cook became the ninth player in program history to total more than 1,300 points and 600 rebounds. Baer is the only Hawkeye to ever total more than 750 points, 500 rebounds, 100 assists, 100 steals, 100 blocks, and 100 3-pointers made. Additionally, Dillard helped mentor Jok (19.9 ppg), Garza (23.9 ppg in 2020; 24.1 ppg in 2021) and Keegan Murray (23.5 ppg in 2022) in becoming Iowa's fifth, sixth, seventh and eighth Big Ten scoring champions in school history.

Dillard has four decades of coaching experience, serving as a college assistant or head coach. He spent his first 15 years as an assistant coach at three institutions. Dillard began his coaching career under Head Coach Lefty Driesell at Maryland, spending six seasons (1979-85). He helped coach the Terrapins to four 20-plus win seasons and six postseason appearances, including five NCAA Tournament berths. The 1980, 1984 and 1985 squads reached the Sweet 16, while the 1984 team won the ACC Tournament.

He then spent three years at California (1985-88) under Lou Campanelli, who was his coach at James Madison. The Bears posted two third-place Pac-10 finishes and two NIT appearances during his tenure in Berkeley. After three seasons at California, he returned to the ACC and Georgia Tech for six seasons (1988-94). While in Atlanta, he helped Coach Bobby Cremins lead the Yellow Jackets to six winning seasons and postseason appearances. Georgia Tech played in five NCAA Tournaments, including the Final Four in 1990 and Sweet 16 in 1992.

Dillard received his first head coaching opportunity at Indiana State (1994-97). During his three seasons in Terre Haute, the Sycamores improved each year (29-52 record). He then left Indiana State to return to his alma mater to replace Driesell. Dillard was the Dukes' head coach for seven years (1997-04). He posted a 93-106 record, sharing a league title and recording three first-division finishes in the Colonial Athletic Association (CAA). During his tenure, he earned CAA Coach of the Year and NABC District Coach of the Year laurels. His 10-year head coaching record stands at 122-158.

Dillard, a three-time Academic All-American and four-time honorable mention All-American by the Associated Press, played guard at James Madison (1973-78). He led the Dukes in scoring in each of his four years (missed 1976-77 with an injury) and was the team's top rebounder as a freshman. Dillard is the second-leading scorer (2,065 points) in James Madison history, and his academic excellence merited him an NCAA post-graduate scholarship. After his collegiate career, he was drafted by the Indiana Pacers in the 1978 NBA Draft. Additionally, Dillard was honored as a CAA "Legend" in 2009.

Dillard worked as a basketball marketing representative for Nike for six years (2004-10). He served as Global Camp Director, responsible for administrative and operational facets of a series of highly acclaimed camps and academies sponsored by Nike. Those camps included the Nike All-America Camp and select skills academies hosted by NBA stars such as Kobe Bryant, Steve Nash, Vince Carter, Amaré Stoudemire, and LeBron James (until January 2009).

Dillard is a 1978 magna cum laude James Madison graduate earning a bachelor's degree in physical education and minor in business, and is a member of the school's sports hall of fame.

Dillard and his wife Dena have two sons, Ben and Langston. His son Ben was a four-year letterwinner on the Arkansas-Little Rock basketball team.





Matt Gatens is in his second season as an assistant coach under head coach Fran McCaffery. Gatens assists in all aspects of the program including recruiting, opponent scouting, practices, player development and game preparation.

In his first season on Iowa's coaching staff, the Hawkeyes won 19 games, tied for fifth place in the Big Ten standings, qualified for the NCAA Tournament, led the conference in scoring, and won three games over AP Top 25 opponents.

Gatens helped coach five players to postseason recognition in 2023. Kris Murray was a consensus third team All-America, first-team All-Big Ten, semifinalist for the Wooden and Naismith awards, and finalist for the Karl Malone Award. Filip Rebraca was a third-team all-league honoree. Payton Sandfort was voted the Big Ten Sixth Man of the Year, while Connor McCaffery and Tony Perkins were honorable mention all-conference.

Gatens was a four-year starter for the Hawkeyes from 2009-12. His final two seasons were McCaffery's first two as Iowa's head coach. As a senior, Gatens and the Hawkeyes won seven more games than the previous year and advanced to postseason play (NIT Second Round) for the first time under McCaffery and the first time as a program in six seasons.

The Iowa City native was a two-time All-Big Ten selection, two-time team captain, two-time academic all-conference honoree, recipient of the 2012 Chris Street Award, and voted to the 2009 Big Ten All-Freshman team. Gatens amassed 1,635 points and 239



3-pointers ranking 10th and third, respectively, in Iowa history. In 128 career games, he averaged 12.8 points, 3.6 rebounds, 2.3 assists and 1.1 steals per contest.

Gatens returns home as an assistant coach after spending the past four seasons (2019-22) on Drake's coaching staff. He served as director of operations his first two years before being elevated to an assistant coach the last two seasons.

Gatens helped guide Drake to four straight 20-win seasons (95 combined wins), the 2019 Missouri Valley Conference regular season title, an NCAA Tournament appearance in 2021, and to two Missouri Valley Tournament championship game appearances.

Prior to joining the Bulldogs, Gatens was on the basketball staff at Auburn, where he assisted in travel, development, scouting, video and camps for the Southeastern Conference Champions. Gatens also aided in the development of the team's guards, including All-SEC selections Bryce Brown and Jared Harper.

Following his Hawkeye career, Gatens played professionally in France, Spain, Turkey and Ukraine. He returned to the United States to play for the Iowa Energy in the NBA Development League, but he suffered a torn ACL just five quarters into the 2016-17 season, ending his playing career.

Gatens was named Iowa's 'Mr. Basketball' and the state's Gatorade Player of the Year as a senior at Iowa City High School. He led his squad to a 4A state title as a senior in 2008 and holds the City High record for career scoring.

Gatens and his wife, Erin, are the parents of a son, Nash, and daughters, Noa and Vayda.





Courtney Eldridge is in his eighth season on the Iowa staff. Eldridge was elevated to assistant coach in April 2022, after serving as the program's director of recruiting and player development from 2020-22 and video coordinator from 2017-19.

Since 2019, Eldridge and the Hawkeyes won 19+ games, have been a mainstay in the national rankings and NCAA Tournament, and won the 2022 Big Ten Tournament championship.

Iowa has finished in the upper half of the Big Ten standings six of the seven seasons that Eldridge has been on staff, including placing third in 2021 and fourth in 2022.

In 2022, the Hawkeyes won four games in four days to capture the Big Ten Tournament title, their third in program history, which ties as third most in the league. Iowa finished fourth in the conference standings and won 26 games; the second highest single season win total in program history.

Iowa has had one of the most dominating players in college basketball each of the past four seasons. Luka Garza was twice named national player of the year and a consensus first-team All-America selection in 2020 and 2021. Keegan Murray was a finalist for the Wooden Award and Naismith Trophy, earned consensus first-team All-America laurels and was named the Karl Malone Power Forward of the Year in 2022. Kris Murray was voted consensus third-team All-America, was a finalist for the Karl Malone Award and a semifinalist for the Wooden and Naismith awards. Furthermore, the Hawkeye staff has had a first-team All-Big Ten honoree five of the last seven seasons while Eldridge has been on staff.



Over the last four seasons, Iowa combined to win 87 games, finished fifth place or better in the Big Ten standings, won a Big Ten Tournament title (2022), competed in the last three NCAA Tournaments, and won 20 games over AP Top 25 opponents.

In 2021, Iowa won 14 Big Ten regular season games, its highest total since 1987. The Hawkeyes earned a No. 2 seed in the NCAA Tournament, tying its highest ever seed in the tournament.

Eldridge and the Hawkeyes have led the Big Ten in scoring each of the last five seasons, including rank-ing fifth nationally in 2021 (83.7) and 2022 (83.2). Iowa averaged more than 83 points in consecutive seasons for the first time in 27 years. Additionally, Iowa was tops in Division I in assist-to-turnover ratio in 2021 (2.0) and 2022 (1.74).

His first three years as video coordinator, Eldridge assisted with film breakdown and compiling player development edits. He also organized in-depth statistical data and various analytic measures for the coaching staff.

Eldridge played basketball at UNC-Greensboro (UNCG) from 1998-2002, followed by a 12-year professional career in Brazil, Poland, Italy, Belarus, Turkey, and the Dominican Republic. In addition to working men's basketball youth camps, he was a high school boys basketball coach at East Boston High School and Saint Joseph Prep School in Brighton, Massachusetts.

Eldridge helped the Spartans post three winning seasons during his career, including a 20-win campaign in 2001-02. He was part of the Spartans' 2001 NCAA Tournament team that won the Southern Conference Tournament title and finished with a 19-12 record. As a senior, he led the Spartans to the SoCon North Division co-championship and an appearance in the National Invitation Tournament (NIT) with a 20-11 record.

Eldridge was a two-time SoCon First Team selection (2001, 2002), as well as a two-time SoCon All-Tournament recipient (2001, 2002). He is the

Spartans' all-time leader in assists (584) and is second in program history in steals (226). Eldridge holds the UNCG single season records for assists (182 in 2002), and also owns the second (179) and eighth (142) highest marks in school history. He is the school record holder for steals in a season (82 in 2001) and also owns the third highest total (78 in 2002). Eldridge is 10th all-time in UNCG scoring history with 1,329 career points and third all-time with 395 career free throws made. Eldridge is one of three UNCG greats to have their jersey retired; his No. 23 jersey was retired on April 24, 2002.

Eldridge earned his college degree in business administration from UNCG in 2015.

Eldridge and his wife, Aisha, have four children, Khalil, Dante, Jordan and Aliyah.





Al Seibert is in his 13th season on the University of Iowa men's basketball coaching staff. Seibert is in his second year as Chief of Staff after serving as director of operations for six seasons (2017-22) and five seasons as the team's video coordinator (2012-16).

Seibert works closely with the basketball staff, overseeing the day-to-day activities of the UI basketball program.

Seibert has assisted in the rise of the Hawkeye basketball program back to national prominence since 2012. Fran McCaffery and his experienced coaching staff have won 20 games or more eight of the last 11 years. Seibert and the Hawkeyes have placed fifth or better in the Big Ten standings seven of the last nine seasons, including a third-place finish in 2021.

In 2022, the Hawkeyes won four games in four days to capture the Big Ten Tournament title, their third in program history, which ties as third most in the league. Iowa finished fourth in the conference standings and won 26 games; the second highest single season win total in program history.

Iowa has had one of the most dominating players in college basketball each of the past four seasons. Luka Garza was twice named national player of the year and a consensus first-team All-America selection in 2020 and 2021, Keegan Murray was a finalist for the Wooden Award and Naismith Trophy, earned consensus first-team All-America laurels and was named the Karl Malone Power Forward of the Year in 2022 while Kris Murray was a consensus third-team All-American, a finalist for the Karl Malone Award, and a semifinalist for the Wooden and Naismith awards. Furthermore, Seibert and the Hawkeye staff have recruited and coached a first-team All-Big Ten honoree eight of the last 10 years.

Over the last four seasons, Iowa combined to win 87 games, finished fifth place or better in the Big Ten standings, won a Big Ten Tournament title (2022), competed in the last three NCAA Tournaments, and won 20 games over AP Top 25 opponents.

In 2021, Iowa won 14 Big Ten regular season games, its highest total since 1987. The Hawkeyes earned a No. 2 seed in the NCAA Tournament, tying its highest ever seed in the tournament.



Seibert has 18 years of coaching experience, having most recently served as the head coach at the University of New Haven in West Haven, Connecticut, from 2005-10.

He was at the University of Hartford for five seasons, four as an assistant (2000-04) and one as associate head coach (2004-05). Seibert was the top assistant in 2002 when Hartford posted the second-best Division I turnaround. He also helped coach the Hawks to a top three finish in the America East Conference from 2002-04.

Seibert was also an assistant coach at Western Kentucky (1994-98). He helped coach the 1995 Western Kentucky team to the second round of the NCAA Tournament, a final national ranking of No. 18 and a 27-4 overall record, which was second only to national champion UCLA.

Other stops include one season as a volunteer assistant coach at Duquesne (1992-93) and working as a basketball administrative assistant at Pittsburgh (1993-94).

Seibert has worked individually with a number of athletes drafted in the NBA. In 1993, he worked with Derrick Alston (Duquesne University), who was a second-round draft pick of the Philadelphia 76ers. The following spring, Seibert worked with Erik Mobley (University of Pittsburgh), who was the 16th overall selection of the Milwaukee Bucks in the 1994 NBA Draft. In 1996, he worked with Ben Davis (University of Arizona), who was a second-round pick of the Phoenix Suns. Seibert also worked individually with Lee Nailon (TCU) in 1998-99, who was a second round selection by Charlotte.

Seibert worked as a college basketball recruiting expert for *Insiders Report* from 1998-2000.

He played collegiately at Frederick Community College (Md.) from 1981-83.

A native of Pittsburgh, Pennsylvania, Seibert earned his Bachelor of Arts degree in political science from Fredonia State University (N.Y.) in 1985.

Seibert is married to Rachel and has a daughter, Katie (26), who lives in Cedar Rapids, Iowa.

**ASSISTANT COACH,
PLAYER DEVELOPMENT
TRISTAN SPURLOCK**

Tristan Spurlock completed his first season on the Iowa basketball staff as director of player development in 2023. He was promoted to assistant coach, player development in Oct. 2023, which allows him to provide on court instruction.



In his first season on staff, Spurlock helped the Hawkeyes qualify for the NCAA Tournament with 19 wins and place fifth in the Big Ten. He worked with Iowa's roster of 15 players on and off the court, helping five achieve postseason recognition, including third team consensus All-American Kris Murray. Other Hawkeyes earning honors include Filip Rebraca (third team all-conference); Payton Sandfort (Big Ten Sixth Man of the Year); Tony Perkins and Connor McCaffery (honorable mention all-conference).

Spurlock joined the Hawkeye staff after playing professionally for nine years, mostly overseas in over 10 different countries. He concluded his playing career last year, averaging 12 points and six rebounds in Uruguay.

After graduating from Central Florida, Spurlock worked out for several NBA teams where he earned a spot on Detroit's 2015 NBA Summer League roster. He averaged 10 points, three rebounds and three assists for the Pistons.

A native of Woodbridge, Virginia, Spurlock received college scholarship offers from a number of Power 5 conference schools. Ultimately, he chose the University of Virginia (2010) before transferring and starting for three seasons at the University of Central Florida (2012-14). He averaged 9.8 points, 5.2 rebounds and 1.2 assists in 92 games with the Knights.

Spurlock earned his bachelor's degree in communications from UCF in 2014.

Spurlock was named Mr. Basketball in the state of Virginia and earned All-MET accolades after averaging 23 points, nine rebounds, four assists and three blocks as a senior at Word of Life Christian Academy in 2009. He also participated in the Capital Classic, an All-Star Game, which featured such players as LeBron James, Carmelo Anthony, Chris Paul and former Hawkeye Luka Garza.

Spurlock is engaged to Madison Rae McGriff. He is the father of Alaya Rae Annette Spurlock and Tahj Tristan Leslie Spurlock.



**DIRECTOR OF OPERATIONS
KYLE DENNING**


Kyle Denning is in his ninth season on the Iowa basketball staff, his second as director of operations after previously serving four years as assistant director of basketball operations and two seasons as a graduate student manager.

Denning handles many of the business and operational functions for the UI basketball program, including staff and team travel, supervision of student managers and serving as a liaison with compliance and student-athlete academic services.

Eight of the last 10 seasons while on staff, the Hawkeyes have finished in the upper division of the Big Ten and had a first-team All-Big Ten honoree seven times.

Since 2019, Denning and the Hawkeyes won 19+ games, have been a mainstay in the national rankings and NCAA Tournament, and captured the 2022 Big Ten Tournament championship.

Denning was a member of a staff that coached consensus All-Americans each of the last four seasons: Luka Garza (first team in 2020 and 2021), Keegan Murray (first team in 2022) and Kris Murray (third team in 2023). Garza was also a two-time National and Big Ten Player of the Year, including winning the 2021 Naismith Trophy and Wooden Award, while Murray was also the recipient of the Karl Malone Power Forward of the Year Award and finalist for the Wooden and Naismith.



Over the last four seasons, Iowa combined to win 87 games, finished fifth place or better in the Big Ten standings, won a Big Ten Tournament title (2022), competed in the last three NCAA Tournaments, and won 20 games over AP Top 25 opponents.

Denning is a recent University of Iowa graduate and former Hawkeye basketball student-athlete (2011-15), playing on four postseason teams, including back-to-back NCAA Tournament teams in 2014 and 2015, and NIT runners-up in 2013.

The native of Cedar Falls, Iowa, was a walk-on for the first three years before earning an athletic scholarship his senior season. Denning played in 35 games at point guard, shooting at a 50 percent clip during his career.

Denning ran the team's scout team for four seasons and earned the team's Appreciation Award in 2015.

Denning graduated in May 2015, with a degree in leisure studies from the University of Iowa. He completed his master's degree in sport and recreation management in May 2019.

Denning and his wife, Margaret (Creeden) Denning, have a one-year old son, Jacob.



**VIDEO COORDINATOR****LUCAS PAULEY**

Lucas Pauley is in his eighth year with the Iowa Basketball program, including his third season as video coordinator.

Pauley assists with film breakdown and compiling player development edits. Pauley also organizes in-depth statistical data and various analytic measures for the coaching staff.

Pauley spent two seasons as a graduate student manager and the first three years a student manager. During his time on staff, the Hawkeyes competed in four NCAA Tournaments and placed in the upper division of the Big Ten six of the seven seasons.


The Hawkeyes won a combined 67 games over the last three seasons, including winning four games in four days to capture the 2022 Big Ten Tournament championship and finishing third in the Big Ten standings in 2021, fourth in 2022, and fifth in 2023.

In 2021, Iowa went wire-to-wire ranked inside the Top 15, ascending as high as No. 3. The Hawkeyes were ranked 16th in the final AP Poll of 2022.

Pauley was a member of the staff that helped Luka Garza become the program's first consensus National Player of the Year in 2021, and Keegan Murray (first team) and Kris Murray (third team) earn consensus All-America distinction.

The native of Farragut, Iowa, graduated from the University of Iowa in December, 2018, earning a double major in journalism and sport studies. He also completed a master's degree in strategic communication in May, 2021.

Pauley and his wife, Jessica, live in Iowa City.

**ASSISTANT ATHLETIC TRAINER BRAD FLOY**

Brad Floy is in his 12th season as the University of Iowa men's basketball athletic trainer.

Since returning to his alma mater, Floy has been on staff of nine Hawkeye teams that have qualified for postseason competition, including seven of the last nine NCAA Tournaments.

Over the last four seasons, Iowa combined to win 87 games, finished fifth place or better in the Big Ten standings, won a Big Ten Tournament title (2022), competed in the last three NCAA Tournaments, and won 20 games over AP Top 25 opponents.

Iowa has had one of the most dominating players in college basketball each of the past four seasons. Luka Garza was twice named national player of the year and a consensus first-team All-America selection in 2020 and 2021. Keegan Murray was a finalist for the Wooden Award and Naismith Trophy, earned consensus first-team All-America laurels and was named the Karl Malone Power Forward of the Year in 2022. Kris Murray was voted a consensus third-team All-American, was a finalist for the Karl Malone Award, and a semifinalist for the Wooden and Naismith awards.

Floy was on the front line during the pandemic testing student-athletes and staff on a daily basis, making sure Iowa met COVID-19 safety guidelines set by the Big Ten Conference.


The Hawkeyes have finished fifth place or better in the Big Ten seven of the last nine years. Iowa has won at least one game in six of the last 10 postseason tournaments, including NCAA Tournament wins over Davidson (2016), Temple (2017), Cincinnati (2019), Grand Canyon (2021), and reaching the NIT championship game in 2013.

Prior to being named to this position, Floy served as Assistant Athletic Trainer and Lecturer in the Department of Kinesiology at Fresno State from 2008-12. He was responsible for the care and prevention of injuries as they relate to the Bulldog men's basketball and tennis programs.

Floy spent the previous six years as a graduate assistant with the Hawkeye men's basketball team while earning his bachelor's of science ('02) and master's of science ('04). He also earned his Ph. D. in exercise science from Iowa in 2012. During Floy's tenure, the Hawkeyes achieved excellence at the highest level as regular postseason contenders. In 2006, the Hawkeyes won the Big Ten Tournament championship and earned a No. 3 seed in the NCAA Tournament. As a No. 10 seed, Iowa also made the NCAA Tournament in 2005, after going to three straight postseason NIT tournaments from 2002-04.

In addition, he serves as an Adjunct Professor in the Department of Health and Human Physiology. He specializes in lower extremity injuries, biomechanics and motor control of walking. He currently serves as Past-President of the Iowa Athletic Trainers' Society and sits on the NATA State Association Advisory Committee. Floy is a member of IATS, MAATA, NATA, and CATS. He holds certifications in CES, ART, Graston Technique, FMS-II, CPR/AED Instructor, and Certified Strength & Conditioning Specialist. Floy was named the 2014 Athletic Trainer of the Year by the Iowa Athletic Trainers' Society (IATS), the 2020 Dan Foster Clinical Supervisor Award, and the 2020 NATA Lifesaver Award.

A native of Clear Lake, Iowa, is married to Erin Floy, who works as a physical therapist.





Serving the needs of Iowa basketball and all the Hawkeye teams since 1975, the UI Sports Medicine team helps athletes and active people of all ages and skill levels from around the region heal from injuries and return to maximum performance. The UI Sports Medicine Clinic brings together experts and sports medicine specialists in orthopaedic surgery, primary care, physiatry, athletic training and rehabilitation. UI Sports Medicine provides the full spectrum of care for everyone from the active child and weekend warrior to the high level collegiate and professional athlete. UI Sports medicine opened in 2010 and is located near the University of Iowa Athletics Hall of Fame and the west athletics campus.

Backed by the Department of Orthopaedics and Rehabilitation, which is ranked among US News World Report magazine's top orthopaedic departments in the United States, the UI Sports Medicine team is dedicated to improving the understanding, prevention, treatment, and rehabilitation of patients with sports- and activity-related injuries. Orthopaedic surgeon Brian Wolf, M.D., Director of UI Sports Medicine Center and of Student Health Athletic Services, notes the sports medicine team's overall success depends on the following principles:

- Striving for the best possible overall long-term health and outcomes of all athletes and patients
- Expert examination, testing and diagnosis of injuries
- State of the art and research-based treatments including physical therapy, injection therapies and surgery
- Dedication to a safe, progressive and efficient recovery after injury

Here is a closer look at the members of Hawkeye men's basketball's health care team:

MATT BOLLIER, MD, M.S.



Dr. Bollier is the Congdon Professor in Orthopaedic Surgery, sports medicine fellowship director, and team physician at the University of Iowa.

He joined the University of Iowa Sports Medicine team in 2010 after completing a sports medicine fellowship at the University of Connecticut. In addition to caring for University of Iowa athletes, he performs knee and shoulder surgery on active patients of all ages.

Specific interests include rotator cuff repair, ACL reconstruction, meniscus repair, cartilage resurfacing, and knee cap issues.

He is actively involved in clinical and basic science research with numerous awards, publications, and honors.

Dr. Bollier graduated from Wheaton North High School in Wheaton, Illinois, before attending Loyola Stritch School of Medicine in Chicago. He completed orthopaedic surgery residency at Michigan State before traveling to the East Coast for sports medicine fellowship training.

Dr. Bollier and his wife Christy have four kids (Luke 19, Hailey 17, Addison 15, and Austin 12) who are very active in the Iowa City community and love cheering on the Hawkeyes.



BRITT MARCUSSEN, M.D.

Dr. Britt Marcussen completed his undergraduate and masters degrees in Anatomy and Cell Biology at the University of Iowa. He subsequently attended medical school at the University of Iowa Carver College of Medicine. He completed residency in Family Medicine at St. Francis-Mayo Family Medicine Residency in La Crosse Wisconsin, and completed a primary care sports medicine fellowship at the University of Iowa. He is currently an Associate Professor of Family Medicine.

His primary clinical interests are cardiac issues and female athlete triad in athletes. He currently participates as a team physician for the men's basketball, men's and women's tennis, and men's and women's gymnastics teams, and the Hawkeye Spirit and Cheer squads at the University of Iowa. Marcussen is also the head team physician at Clear Creek Amana High School.



James Allan
Strategic Communications



Andy Banse
Compliance



Melanie Bertuccelli
Social Media




Shelly Deutsch
Secretary



Eddie Etsey
Director, I.T.



Kevin Foor
Equipment



Matt Little
Hawk Vision



Stephen Mally
Photography



Bill Maxwell
Strength Training



Brian Ray
Photography



Mel Sanders
Academic Coordinator



Caleb Saunders
Creative Services



2023-24 Managerial Staff: Front Row (l-r): Max Aulwes, Dru Carpenter, Jack Brandt, Colby Calvert, Matthew Boylen, Jack Devlin (program assistant). **Back Row (l-r):** Austin Holtz, Yuguang (Kyrie) Yao, Ben Sheridan (head manager), Hunter Dixon, Collin Rickertsen (manager/video intern), Jackson McLaughlin.

**O - - EVEN BRAUNS***(pronounced EVAN)***Center****6-9, 245, Senior****Iowa City, Iowa****West High School/Belmont**

2022-23 (Belmont) — Started 29 of 30 contests... averaged 7.1 points, 5.4 rebounds, 1.1 assists and a team-best 1.4 blocks while shooting a team-best 58 percent from the floor... netted double figures 10 times, pulled down double-digit rebounds five times and posted four double-doubles... registered 18 points and 12 rebounds versus Illinois State... 12 points and 11 rebounds versus Evansville.

2021-22 (Belmont) — Appeared in 31 games, including one start... had a career-high 19 points, seven rebounds and three steals versus Bethel... totaled six points, three rebounds vs. SEMO... had six points and three rebounds versus Tennessee Tech... five points, five rebounds and three blocks at UT Martin... four points and six rebounds versus Tennessee State.

2020-21 (Belmont) — OVC Commissioner's Honor Roll... totaled 119 points, 65 rebounds, 14 blocks, eight assists and three steals in 30 games... had 10 points versus UT Martin... nine points and five rebounds at UT Martin... eight points and four rebounds at Tennessee Tech... eight points versus Queens... seven points versus Eastern Illinois... six points and three rebounds at Eastern Illinois... six points and seven rebounds versus SIUE... four points and three rebounds at TSU.

High School — Four-year letterwinner at Iowa City West High School for head coach Steve Bergman... ranked No. 2 prospect in the state of Iowa Class of 2020 by ESPN.com and 247Sports... 2020 Iowa Print Sports Writers Association All-State... Des Moines Register All-Iowa and Cedar Rapids Gazette All-Area basketball team honoree in 2020... McDonald's All-America nominee... team captain... led Iowa City West to 22-3 record as a senior... averaged 15.6 points and 7.3 rebounds per game as a senior... averaged 11.0 points, 5.5 rebounds and 1.4 blocks per game on 68 percent shooting from the field as a junior.

Personal — Pronounced Evan... born Jan. 16, 2022... son of Randy and Mary Brauns... has two siblings, Christian and Rhys... took part in mission trip to Unalakleet, Alaska in May 2022... majoring in interdepartmental studies.

BRAUN'S FAVORITES**Movie:** *Lord of the Rings* series**TV:** *Peaky Blinders***Hobbies:** Movies, fishing, video games, hanging with friends**App:** Instagram**Restaurant:** Culver's**Music:** Zach Bryan**Pro Team:** Green Bay Packers**Book:** *Game of Thrones***Celebrity:** David Goggins**Holiday:** Christmas**Vacation:** London**Class Subject:** History or entrepreneurship**Ice Cream:** Mint chip**CAREER BESTS****Points:** 19 vs. Bethel, 12/18/21**Rebounds:** 12 vs. Illinois State, 2/4/23**FGM:** 7 vs. Bethel, 12/18/21**FGA:** 9, 2x, last vs. Illinois State, 2/4/23**3-pt FG:** --**3-pt FGA:** 2 vs. Missouri State, 2/8/23**FTM:** 6 vs. Illinois State, 2/4/23**FTA:** 7 vs. Drake, 1/29/23**Assists:** 3 vs. Indiana State, 2/22/23**Steals:** 3, 2x, last at Chattanooga, 12/18/22**Blocks:** 7 vs. Murray State, 1/17/23**Minutes:** 32 vs. Illinois State, 2/4/23**CAREER STATISTICS (BELMONT)**

YEAR	GP/GS	FG-FGA	PCT	3-PT	PCT	FT-FTA	PCT	O-D=RB	AVG	PF-DI	AST	TO	BLK	STL	PTS	AVG
Fresh.	30/0	51-91	.560	0-1	.000	17-22	.773	23-42=65	2.2	37-0	8	15	14	3	119	4.0
Soph.	31/1	32-57	.561	0-1	.000	9-16	.563	21-30=51	1.7	20-0	9	15	14	10	73	2.4
Junior	31/30	88-151	.583	0-7	.000	42-61	.689	60-105=165	5.3	76-1	36	26	42	16	218	7.0
TOTALS	92/31	171-299	.572	0-9	.000	68-99	.687	104-177=281	3.1	133-1	53	56	70	29	410	4.5

**23 - - BEN KRIKKE***(pronounced CRICK-ee)*

Forward

6-9, 245, Graduate Student

Edmonton, Alberta

Jasper Place/Valparaiso



2022-23 (Valpo) — Led the Missouri Valley Conference in scoring at 19.4 points per game overall and 21 ppg in conference play... pulled down 5.9 rebounds per game... shot 55.2 percent from the field and 79.6 percent from the free-throw line... also had 67 assists (2.1 per game), 28 blocked shots and 17 steals... started all 32 games... named to the All-MVC First Team, MVC Most-Improved Team and MVC Scholar-Athlete First Team, the only player in the conference to earn all three honors... named All-District Second Team by the NABC... in addition to scoring, ranked among the league leaders in rebounding (11th), field-goal percentage (second), free-throw percentage (10th), blocks (ninth), offensive rebounding (ninth) and minutes played (second)... scored 622 points, sixth most in a single season in program history... had 244 made field goals, fourth most in program history and most by a Valpo player since 1972... ranks seventh on the program's all-time scoring list (1,596)... became the third MVC player since 2005 to average at least 17 points and five boards while shooting better than 75 percent from the line and 50 percent from the field, joining Missouri State's Isiah Mosley and Creighton's Doug McDermott... scored in double figures in 30 of his 32 games, including 13 outputs of 20 points or more and 26 games with 15 points or more... finished the season with 20 consecutive double-figure scoring outputs and was in double figures in all 20 league games... named MVC Player of the Week on Jan. 30 and Feb. 20... scored 30 or more points on three occasions... had two double-doubles.

2021-22 (Valpo) — Named to the All-MVC Third Team while also earning MVC Scholar-Athlete First Team honors... after missing the first three games of the season due to an ankle injury, started the remaining 29 contests... averaged a team-high 14.2 points per game while shooting 53.9 percent from the floor, 84.3 percent from the free-throw line and squeezing 4.5 rebounds per outing... blocked 23 shots and swiped 23 steals... one of three players in the MVC to shoot 50 percent or better from the floor and 80 percent or better from the free-throw line... ranked 11th in the MVC in scoring average, eighth in field-goal percentage and fifth in free-throw percentage... tallied double figures 22 times including a 12-game double-figure streak that was snapped in the final game of the season, the MVC Tournament quarterfinal vs. Missouri State... Had seven performances with 20 points or more and paced the team in scoring on 11 occasions... led the team in rebounding eight times.

2020-21 (Valpo) — Earned MVC Scholar-Athlete First Team, MVC Most-Improved Team and All-MVC Third Team, the only player in the conference to receive all three honors... named to the CoSIDA Academic All-District First Team, becoming the third player in program history to achieve that honor... only player to start all 28 games... led the team in scoring both overall (12.3 ppg) and in conference-only action (13.1 ppg)... boosted his scoring average by 5.6 ppg from the previous season... shot at a 52 percent clip overall and 53 percent mark in conference play... ranked eighth in the MVC in free-throw percentage at 79.7 and ninth in blocked shots with 23... tallied double figures 21 times, including seven of the last eight games... led team in scoring nine times and paced the squad on the glass in five contests... made second career start and first against a D-I opponent at Vanderbilt (finished with 13 points, all in the second half)... posted 12 points to go along with a career-high three blocks at Central Michigan... recorded 16 points and seven rebounds on 8-of-11 shooting in the at Toledo... shattered his previous season high by halftime with 17 first-half points vs. Missouri State on his way to a career-high 21... became just the third Valpo player in the last 25 years with a 25-point, 15-rebound game (at Illinois State)... named MVC Player of the Week on Jan. 26... enjoyed his third straight game of 18+ points by scoring 18 on 7-of-9 shooting to lead the team at Evansville, then equaled a career high with four assists in the second game of the back-to-back against the Purple Aces... tallied double figures for the 20th time this season in win over Indiana State... rounded out the season with a 12-point performance in the MVC Tournament opener vs. Missouri State... received Valparaiso University Presidential Academic Honors and member of MVC Academic Honor Roll.

2019-20 (Valpo) — Appeared in 33 games and made one start... averaged 6.7 points per game and 2.9 rebounds per contest while blocking 15 shots, coming away with 15 steals, shooting 79.2 percent at the foul line, draining 14 triples and handing out 22 assists... shot 55 percent from the field, finishing fifth in the conference and second among freshmen in field-goal percentage... scored in double figures nine times, including three games with 15+ points... had eight instances of five or more rebounds... led the team in scoring in three games, rebounds in two and assists in one... made collegiate debut in season opener vs. Toledo... tallied a team-high 18 points to establish a season watermark in win over Trinity Christian; also had four boards and four assists while snatching two steals... collected five rebounds at High Point, marking his second five-rebound effort in a three-game span... reached double figures for the first time since Nov. 27 vs. Trinity Christian, scoring 10 points on 4-of-8 shooting in a Jan. 4 win at Evansville... drained three treys at UNI to finish with 13 points... became first Valpo freshman since at least the start of the 1989-90 season to lead the team outright in points, rebounds and assists in a single game on Feb. 1 vs. Illinois State; he set Division-I season highs in all three areas and surpassed his overall season high in rebounds with his line of 17 points, eight boards and four assists... had a team-

CAREER STATISTICS (VALPARAISO)

YEAR	GP/GS	FG-FGA	PCT	3-PT	PCT	FT-FTA	PCT	O-D=RB	AVG	PF-DI	AST	TO	BLK	STL	PTS	AVG
Fresh.	33/1	82-149	.550	14-41	.342	42-53	.793	39-56=95	2.9	47-0	22	27	15	15	220	6.7
Soph.	28/28	140-270	.519	8-30	.267	55-69	.797	39-79=118	4.2	65-1	27	35	23	16	343	12.3
Junior	29/29	166-308	.539	4-27	.148	75-89	.843	40-90=130	4.5	70-1	45	44	23	23	411	14.2
Senior	32/32	244-442	.552	17-61	.279	117-147	.796	63-126=189	5.9	74-4	67	71	28	17	622	19.4
TOTALS	122/90	632-1,169	.541	43-159	.270	289-358	.807	181-351=532	4.4	256-6	161	177	89	71	1,596	13.1



high 15 points and tied for the team lead with seven rebounds vs. Southern Illinois, his third time this season and second in a four-game span leading the team in scoring... had two double-figure outputs in the MVC Tournament including an 11-point effort that featured seven made free throws in the MVC semifinal vs. Missouri State.

High School — Led Jasper Place H.S. to the Alberta Schools' Athletic Association provincial championship... earned a spot on the BioSteel All-Canadian game roster... was MVP of the Alberta Basketball All-Star Showcase, scoring 37 points... competed internationally for Team Canada at the 2018 FIBA U17 World Cup in Argentina, averaging 9.9 points per game and 4.4 rebounds per game while helping Canada to a fourth-place finish; was the only player from outside of Quebec or Ontario to make the roster.

Personal — Born March 23, 2001... son of Kent and Aurelie Krikke... enjoys hiking and seeing wildlife when home in Edmonton... enjoys watching the Edmonton Oilers play, giving him a piece of home... father is a physical education teacher and former college basketball player; he has run a basketball camp in Alberta for over 20 years... hobbies include fishing with his dad and cheering on the Toronto Raptors, his favorite pro team... never played ice hockey, but did compete in badminton, volleyball and various track & field events... enjoys mountain biking and chess, which he learned from his grandfather... graduated with a degree in business administration from Valparaiso... pursuing a master's degree in finance.

KRIKKE'S FAVORITES

Movie(s): *Silence of the Lambs, Shawshank Redemption*

TV Show(s): *Alone, Survivor*

Snack: Brookside chocolates

Hobbies: Biking, Fishing

Website: hawkeyesports.com

Restaurant: Kelsey's Steakhouse

Band/Musician(s): Morgan Wallen, George Strait

Pro Team: Nuggets

Technological Gadget: Phone

Celebrity: Leonardo DiCaprio

CAREER BESTS

Points: 34 at UIC, 2/19/23

Rebounds: 15 at Illinois State, 1/24/21

FGM: 14 at UIC, 2/19/23

FGA: 24 vs. Western Michigan, 11/13/22

3-pt FG: 3, 2x, last vs. Incarnate Word, 11/19/22

3-pt FGA: 6 vs. Drake, 2/4/23

FTM: 11 vs. Drake, 2/4/23

FTA: 12 vs. Drake, 2/4/23

Assists: 6, 2x, last vs. Illinois State, 2/11/23

Steals: 3 vs. Trinity Christian, 11/27/21

Blocks: 5 vs. Southern Illinois, 2/14/23

Minutes: 45 at Missouri State, 2/1/23



**22 - PATRICK MCCAFFERY**

Forward

6-9, 212, Redshirt Senior

Iowa City, Iowa

West High School

Hawk Items — Enters his senior season having scored in double figures 38 times... granted retired uniform No. 22 by lettermen and All-American Bill Seaberg (1954-56) in honor of Austin "Flash" Schroeder, who passed away in 2015.



2022-23 Honors — Emerald Coast Classic All-Tournament Team... team's honoree for the Big Ten Sportsmanship Award. **2022-23** — Played in 27 games, including starting the first 14 games of the season... averaged 9.8 points, 3.5 rebounds, 1.0 assist and 0.8 steals per contest... tallied double figures 11 times, including topping 20 points five times... posted first career double-double vs. Eastern Illinois (12 points; 13 rebounds)... netted a personal-best 24 points in home game vs. Wisconsin... scored a game-high 21 points in win over Clemson... drained a career-best six 3-pointers in home contest vs. Nebraska... posted career bests in steals (5) and blocks (2) at #1 Purdue... letterwinner.

2021-22 Honors — Co-winner of the team's Kenny Arnold Hawkeye Spirit Award. **2021-22** — Started all 32 games played... ranked third on the team in points (10.5) and free throws made (1.7) per game, fourth in rebounds per contest (3.6), 3-pointers made (1.03) and blocks (0.5) per game, and second in field goals made (3.9) and attempted (9.2) per contest... posted single season bests in every statistical category... netted double figures 21 times... scored a season-high 18 points twice (Minnesota; Richmond)... played a career-high 37 minutes, totaling 16 points and seven rebounds at Penn State... led the team in scoring in its NCAA Tournament game versus Richmond, making a personal-best four 3-pointers... averaged 8.8 points in four Big Ten Tournament games... tallied 16 points on 7-of-11 shooting from the field and 2-of-2 at the foul line versus Indiana in the Big Ten Tournament semifinals... made a personal-best 7-of-10 from the free throw line at #2 Purdue... letterwinner.

2020-21 Honors — Earned the team's Most Improved Player Award. **2020-21** — Played in all 31 games... averaged 5.2 points and 2.7 rebounds... scored in double figures six times... led team in steals five times and blocks four times... shot 50 percent or better in five of Iowa's last six contests, including all four postseason games... tallied 10 points and two rebounds against Oregon in the NCAA Tournament Second Round... scored two points or more in 11 of the last 12 games, including seven straight... netted six points and snagged two rebounds in first career NCAA Tournament game of his career versus Grand Canyon... equaled a personal best with two rejections in win over Wisconsin in the Big Ten Tournament... made 18 of 26 field goal attempts (.692) in last six home games (Michigan State, Ohio State, Rutgers, Penn State, Nebraska, Wisconsin)... posted career bests in scoring (19), 3-pointers made (3) and attempted (6), rebounds (6), field goals made (8) and attempted (13) in victory over Nebraska... registered 10 points in double-digit victory at Maryland... letterwinner.

2019-20 — Saw limited action in two games... missed the remainder of the season due to health and wellness.

High School — Iowa City West High School's all-time leading scorer... finalist for 2019 Des Moines Register's All-Iowa Boys' Basketball Player of the Year... finalist for the 2019 Cedar Rapids Gazette Male Athlete of the Year... ranked as the 60th-best recruit in the nation according to ESPN.com... helped lead West HS to the 2017 4A State Championship; state runner-up finishes in 2016 and 2018; state tournament appearance in 2019... won a combined 86 games during his four-year career, winning 21 or more games all four seasons... two-time team captain (2018, 2019)... first team all-state, all-conference, and all-sub state as a junior and senior... second team all-state, first team all-conference, and first team all-sub state as a sophomore... averaged 25.1 points per game (58.2 field goal percentage) and 7.6 rebounds as a senior, 19.9 points and six rebounds per game as a junior, and 13.8 points and five rebounds as a sophomore... shot better the basketball better than 50 percent during his prep career... three-year starter and four-year letterwinner... member of the USA Basketball 3-on-3 Youth Olympics team that competed in Brazil in October, 2018... invited for USA Basketball U18 Trials... selected to compete for the US All-Stars at the Capital Hoops Classic in Washington, D.C., registering 10 points, five rebounds, and two assists in a starting role... competed on D1 Minnesota's AAU team the summer of 2019.

Personal — Born March 20, 2000... parents are Fran and Margaret McCaffery... has three siblings, Connor, Marit, and Jonathan... father is Iowa's head men's basketball coach and played basketball at Wake Forest and Penn... mother was an All-American basketball player at Notre Dame... played alongside older brother, Connor, as a Hawkeye... high school coach was Steve Bergman... earned a bachelor's degree in sport and recreation management (coaching and sport instruction)... currently a CLAS non-degree student.

MCCAFFERY'S FAVORITES

Movie(s): Rocky Series, Creed, Fast & Furious franchise

TV Show(s): Entourage, The Office, 24

Snack: Fruit snacks, Cheese-It

Hobbies: Watching TV, playing 2K

Website: YouTube

Restaurant: Pancheros

Band/Musician(s): Drake

Pro Team: Any team with LeBron James

Technological Gadget: iPhone

Celebrity: Drake, LeBron James, Anna Kendrick

CAREER BESTS

Points:	24 vs. Wisconsin, 12/11/22
Rebounds:	13 vs. Eastern Illinois, 12/21/22
FGM:	8, 4x, last vs. Wisconsin, 12/11/22
FGA:	17 vs. Richmond, 3/17/22
3-pt FG:	6 vs. Nebraska, 3/5/23
3-pt FGA:	10 vs. Nebraska, 3/5/23
FTM:	7, 2x, last vs. Omaha, 11/21/22
FTA:	10 at Purdue, 12/3/21
Assists:	4, 4x, last vs. Eastern Illinois, 12/21/22
Steals:	5 at Purdue, 2/9/23
Blocks:	2, 5x, last at Purdue, 2/9/23
Minutes:	37 at Penn State, 1/31/22

CAREER STATISTICS

YEAR	GP/GS	FG-FGA	PCT	3-PT	PCT	FT-FTA	PCT	O-D=RB	AVG	PF-DI	AST	TO	BLK	STL	PTS	AVG
Fresh.	2/0	3-10	.300	0-4	.000	0-0	.000	2-3=5	2.5	2-0	1	0	0	1	6	3.0
RS-Fresh.	31/0	60-137	.438	13-43	.302	29-41	.707	26-57=83	2.7	20-0	28	13	12	11	162	5.2
Soph.	32/32	124-294	.422	33-100	.330	55-77	.714	26-88=114	3.6	23-0	50	21	15	19	336	10.5
Junior	27/14	88-215	.409	35-102	.343	54-70	.771	24-70=94	3.5	23-0	28	28	10	22	265	9.8
TOTALS	92/46	275-656	.419	81-249	.325	138-188	.734	78-218=296	3.2	68-0	107	62	37	53	769	8.4



11 - - TONY PERKINS

Guard

6-4, 205, Senior

Indianapolis, Indiana

Lawrence North High School



Hawk Item — Enters his senior season having scored in double figures 30 times.

2022-23 Honors — All-Big Ten Honorable Mention by the media and coaches.

2022-23 — Started all 32 games played... ranked third on the team in points per game (12.3) and free throws made (87), first in steals (46) and second in assists (88)... netted double figures 20 times, including topping 20 points in five games... posted double-double at #15 Indiana, scoring 23 points and grabbing a season-high 10 rebounds to go along with a career-high eight assists... tallied a career-best 32 points, bolstered by sinking 15-of-16 from the free throw line, in win over Illinois... made first 15 free throw attempts against Illinois, tying the school record for most consecutive makes in a single game... shot 50 percent or better from the field in 11 games... shot better than 72 percent in four home contests (.778 vs. Bethune-Cookman; .769 vs. Maryland; .727 vs. Illinois; .750 vs. Michigan State)... dished out 5+ assists seven times and was credited with 3+ steals five times... letterwinner.

2021-22 Honors — Co-winner of the team's Most Improved Player Award. **2021-22** — Saw action in all 36 games, including starting the final 15 games at point guard... started first collegiate game in a home win over Minnesota... Iowa went 12-3 with Perkins in the starting lineup... ranked third on the team in steals (0.9), fourth in offensive rebounds (0.9) and free throws made (1.4), fifth in scoring (7.4) and field goals made (2.8), and sixth in rebounding (2.4)... shot 80 percent (62-of-65) from the foul line... reached double figures in scoring 10 times, including 15 points or more five times... netted a personal-best 20 points in win at Nebraska... posted career highs in rebounds (12), field goal (13) and free throw (7) attempts and minutes played (34) at #20 Illinois... dished out 4+ assists in six games... recorded multiple steals in seven contests... letterwinner.

2020-21 — Saw action in 24 games... scored a personal-best five points in final game of the season against Oregon in the NCAA Tournament Second Round... tallied four points six times, including versus #3 Illinois at the Big Ten Tournament... credited with a personal-best three assists in victory over Nebraska... netted four points in home win over Michigan State... provided a defensive spark playing seven meaningful minutes at #19 Illinois... tallied four points at Northwestern... recorded four points and personal bests in field goal attempts (6) rebounds (7), and steals (2) in win over Northern Illinois... letterwinner.

High School — One of 13 seniors named to the 2020 Indiana All-Star Team... averaged 18.6 points, 5.6 rebounds, 3.5 assists and 1.8 steals leading Lawrence North to a 25-2 record... shot 58 percent from the field and 35 percent from 3-point range in 2020... averaged 15.9 points, 4.8 rebounds, and three assists per game while shooting 38 percent from 3-point range as a junior... Junior All-Star... earned all-state recognition one year and was a two-time honorable mention all-state honoree... two-time all-conference selection... two-time team Most Valuable Player and Defensive Player of the Year... led Lawrence North High School to 18 wins as a sophomore and 17 victories as a junior... three-time team captain... starter on his high school team all four years... competed on the EG10 AAU team.

Personal — Born Dec. 4, 2001... parents are Tony Perkins and Renita Hendersen... has three younger brothers, Davion, Danzon, and Dalen... high school coach was Jack Keefer... AAU coach was Franklin Hendersen... majoring in African American studies.

PERKINS' FAVORITES

Movie(s): *Friday, Next Friday, All About The Benjamins*

TV Show(s): *All-American*

Snack: Chips and ice cream

Hobbies: Videos games, listening to music

Restaurant: Texas Roadhouse, Applebee's, Friday's

Pro Team(s): Los Angeles Lakers, New England Patriots, New York Yankees

CAREER BESTS

Points:	32 vs. Illinois, 2/4/23
Rebounds:	12 at Illinois, 3/6/22
FGM:	11 vs. Ohio State, 2/16/23
FGA:	16 vs. Ohio State, 2/6/23
3-pt FG:	4 vs. Michigan State, 2/25/23
3-pt FGA:	5, 3x, last vs. Michigan State, 2/25/23
FTM:	15 vs. Illinois, 2/4/23
FTA:	16 vs. Illinois, 2/4/23
Assists:	8 at Indiana, 2/28/23
Steals:	5 vs. Northwestern, 2/28/22
Blocks:	2, 3x, last vs. Ohio State, 3/9/23
Minutes:	44 vs. Wisconsin, 12/11/23

CAREER STATISTICS

YEAR	GP/GS	FG-FGA	PCT	3-PT	PCT	FT-FTA	PCT	O-D=RB	AVG	PF-DI	AST	TO	BLK	STL	PTS	AVG
Fresh.	24/0	15-33	.455	1-3	.333	7-15	.467	10-21=31	1.3	21-0	16	3	1	5	38	1.6
Soph.	36/15	99-222	.446	17-53	.321	52-65	.800	32-56=88	2.4	62-1	59	33	3	32	267	7.4
Junior	32/32	143-325	.440	22-66	.333	87-114	.763	44-87=131	4.1	67-1	88	55	13	46	395	12.3
TOTALS	92/47	257-580	.443	40-122	.328	146-194	.753	86-164=250	2.7	150-2	163	91	17	83	700	7.6

**44 - - RILEY MULVEY**

Forward

6-11, 245, Junior

Rotterdam, N.Y.

St. Thomas More High School



2022-23 Honors — Academic All-Big Ten honoree. **2022-23** — Saw action in 12 games... totaled 11 points, 11 rebounds, five blocks, two assists and one steal... scored a season-high four points twice (North Carolina A&T; Michigan)... grabbed a season-best four rebounds versus Southeast Missouri State... played a season-high 13 minutes against the Wolverines... letterwinner.

2021-22 — Competed in 17 games... totaled 16 points, 15 rebounds, five blocks and two assists... shot at a 50 percent clip from the field (6-of-12) and made all four free throw attempts... tallied eight of his 16 points this season against Western Michigan... snagged a season-high five rebounds versus Alabama State... rejected a personal-best three shots against Northwestern in the Big Ten Tournament Second Round... letterwinner.

High School — Averaged 12 points, 12.4 rebounds and 6 blocks per game at Albany Academy... left New York after sophomore year due to COVID-19 to play at St. Thomas More in Connecticut... averaged 14.2 points, 11.7 rebounds, 2.4 assists, 1.9 steals, and 3.9 blocks per game (New England Preparatory School Athletic Council AAA – NCAA collegiate rules)... second-ranked 2022 junior in Connecticut before reclassifying and ranked as the No. 5 player in 2021... Albany Academy team accomplishments: NYS Federation Champions Class A 2019; posted a 19- record and was ranked as the No. 1 team in New York State Class A as a freshman; voted MVP of the Upstate Downstate Challenge Winner; Big North Showcase Winner; ranked No. 1 in the New York State Federation Class A as a sophomore (prior to pandemic)... boasted a 3.89 grade point average (GPA) at Albany Academy his sophomore year and a 3.93 GPA at St. Thomas More he junior year (reclassified to a senior)... also competed in tennis.

Personal — Born 10/8/02... parents are Martin and Janet Mulvey... father played soccer at Siena College... has three older brothers, Taylor, CJ, and Alex... St. Thomas More head coach was Jere Quinn... majoring in exercise science.

MULVEY'S FAVORITES**Movie(s):** *Inception***TV Show(s):** *The Flash***Snack:** Pringles**Hobbies:** Reading manga, watching anime, playing video games**Website:** YouTube**Restaurant:** Tops Diner**Band/Musician:** NF/Dominic Fike**Phone App:** Crunchyroll**Pro Team(s):** San Antonio Spurs**Technological Gadget:** iPhone**Celebrity:** Kevin Hart**CAREER BESTS****Points:** 8 vs. Western Michigan, 11/22/21**Rebounds:** 5 vs. Alabama State, 11/18/21**FGM:** 3 vs. Western Michigan, 11/22/21**FGA:** 5, 2x, last vs. North Carolina A&T, 11/11/22**3-pt FG:** --**3-pt FGA:** 1, 3x, last vs. North Carolina A&T, 11/11/22**FTM:** 2, 2x, last vs. Western Michigan, 11/22/21**FTA:** 2, 3x, last vs. Southeast Missouri State, 12/17/22**Assists:** 1, 3x, last vs. Southeast Missouri State, 12/17/22**Steals:** 1 vs. Michigan, 1/12/23**Blocks:** 3 vs. Northwestern, 3/10/22**Minutes:** 13, 2x, last vs. Michigan, 1/12/23**CAREER STATISTICS**

YEAR	GP/GS	FG-FGA	PCT	3-PT	PCT	FT-FTA	PCT	O-D=RB	AVG	PF-DI	AST	TO	BLK	STL	PTS	AVG
Fresh.	17/0	6-12	.500	0-2	.000	4-4	1.000	4-11=15	0.9	12-0	2	4	5	0	16	0.9
Soph.	12/0	5-10	.500	0-1	.000	1-2	.500	5-6=11	0.9	2-0	2	1	5	1	11	0.9
TOTALS	29/0	11-22	.500	0-3	.000	5-6	.833	9-17=26	0.9	14-0	4	5	10	1	27	0.9



20 - - PAYTON SANDFORT

Forward

6-7, 215, Junior

Waukee, Iowa

Waukee High School



Hawk Items – Enters his junior season having scored in double figures 30 times.

2022-23 Honors – Big Ten Sixth Man of the Year... Academic All-District... Big Ten Distinguished Scholar... Academic All-Big Ten... Fall and Spring Semester Dean's List honoree. **2022-23** – One of two Hawkeyes to play all 33 games... started seven contests... averaged 10.3 points, 4.1 rebounds and 1.5 assists per game... his 59 3-pointers were second on the team and sixth most by a sophomore in program history... netted double figures 14 times, including topping 20 points six times... made multiple 3-pointers in 16 games, including four or more in five contests... missed only eight free throws (51-of-59, .864)... instrumental in a pair of overtime victories over the state of Michigan... scored 24 of his career-best 26 points in the second half and overtime against the Wolverines... netted Iowa's final seven points of regulation (63 seconds) in the Michigan game, including a four-point play with 20 seconds left to force overtime... registered 22 points, sinking a career-high six 3-pointers, including a game-tying triple with three seconds left to force overtime against Michigan State... was a team-best +18 in home win over Northwestern, scoring 20 points, bolstered by making 5-of-7 from long distance... led all players with a +21 in home victory over Illinois... letterwinner.

2021-22 Honors – Co-winner of the team's Newcomer of the Year Award... Spring Semester Dean's List honoree. **2021-22** – Competed in 34-of-36 games... his 34 3-pointers made were fourth most on the team and are the eighth most ever by a Hawkeye freshman... missed only one free throw attempt (15-of-16, .938)... tallied double figures in scoring seven times... averaged five points per game... poured in a season-high 21 points, bolstered by sinking five 3-pointers, in victory over Alabama State... made 6-of-10 (.600) from long distance in Iowa's four games at the Big Ten Tournament, including sinking both attempts in the championship game versus #9 Purdue... sank a combined ten 3-pointers in back-to-back games (Alabama State; Western Michigan)... pulled down a season-best eight rebounds in win at Nebraska... letterwinner.

High School – Iowa Basketball Coaches Association 4A Player of the Year as a senior... McDonald's All-American nominee in 2021... averaged 16.6 points (56% FG; 49% 3-pt), 7.7 rebounds, and 3.1 assists his senior season... averaged 19.8 points, 8.7 rebounds, and 4.0 assists his junior season... two-time team captain... shot at a 45 percent clip from 3-point range his sophomore and junior seasons... two-time first-team All-State (Des Moines Register and Iowa Newspaper Writers Association)... All-Elite Team in 2021... first-team all-conference, State All-Tournament Team, and All Substate Team honoree as a junior... led Waukee High

School to a State championship as a senior... led team to a conference and substate championship, and State tournament runner-up finish as a junior... member of the Waukee 2018 and 2019 conference and substate championship team that also placed third at the Iowa State tournament both seasons... competed on Kingdom Hoops AAU team in 2020, averaging 21 points, nine rebounds, and seven assists... starter on the Waukee Golf Team that won the 2020 state and district championship... individual runner-up at the district tournament, shooting an even-par 71... National Honor Society member... three-time All-Academic Award (Central Iowa Metro League)... Powerlife Leader for Lutheran Church of Hope middle school students the last three years.

Personal – Born July 12, 2002... parents are Brian and Gretchen Sandfort... has two younger siblings, Pryce and Piper... father played basketball at Hastings College... mother played basketball at Simpson College... high school coach was Justin Ohl... AAU coach was Tim Lubke... majoring in finance.

SANDFORT'S FAVORITES

Movie: *Deja Vu*

TV Show(s): *The Office*

Snack: Reese's

Hobbies: Playing golf

Restaurant: Estella's

Band/Musician: Luke Combs

Phone App: YouTube

Pro Team(s): San Antonio Spurs, Indianapolis, Colts

Technological Gadget: PS4

Celebrity: Kevin Hart

CAREER BESTS

Points:	26 vs. Michigan, 1/12/23
Rebounds:	8, 2x, last vs. Rutgers, 1/29/23
FGM:	9, 2x, last vs. Michigan, 1/12/23
FGA:	17 vs. Michigan, 1/12/23
3-pt FG:	6 vs. Michigan State, 2/25/23
3-pt FGA:	12 vs. Alabama State, 11/18/21
FTM:	6 at Rutgers, 1/8/23
FTA:	7 at Rutgers, 1/8/23
Assists:	5 vs. Northwestern, 1/31/23
Steals:	2, 3x, last at Northwestern, 2/19/23
Blocks:	2 vs. Illinois, 2/4/23
Minutes:	35 vs. Eastern Illinois, 12/21/23

CAREER STATISTICS

YEAR	GP/GS	FG-FGA	PCT	3-PT	PCT	FT-FTA	PCT	O-D=RB	AVG	PF-DI	AST	TO	BLK	STL	PTS	AVG
Fresh.	34/0	61-146	.418	34-93	.366	15-16	.938	24-41=65	1.9	29-0	22	16	4	5	171	5.0
Soph.	33/7	115-285	.404	59-172	.343	51-59	.864	36-98=134	4.1	62-0	48	22	7	19	340	10.3
TOTALS	67/7	176-431	.408	93-265	.351	66-75	.880	60-139=199	3.0	91-0	70	38	11	24	511	7.6

**5 - - DASONTE BOWEN**

Guard

6-2, 183, Sophomore

Boston, Massachusetts

Brewster Academy (N.H.)



2022-23 — Played in 26 games, including one start... totaled 81 points, 26 assists, 23 rebounds and seven steals... netted a season-best 12 points against Duke in Madison Square Garden... started first collegiate game versus Wisconsin, totaling four assists, four rebounds, two points and a steal... letterwinner.

High School — All-NEPSAC first team honoree as a senior and sophomore... helped lead Brewster Academy to NEPSAC AAA championship his senior season... netted 37 points and seven assists in a game as a sophomore at Worcester Academy... averaged 15.2 points, 3.6 rebounds, 2.6 assists, and 1.4 steals while shooting 52.7 percent from the field, 47.4 percent from 3-point range, and 90 percent from the foul line the summer of 2021 playing EYBL.

Personal — Born Nov. 28, 2002... parents are Ray and Raymona, and stepmother Stephanie Bowen... has four older siblings, Sasha, Shaina, Raymond and Sheena... African American Studies major.

BOWEN'S FAVORITES**Movie:** *Home Alone***TV Show:** *Stranger Things***Hobbies:** Playing video games**App:** Instagram**Restaurant:** Chick-fil-A**Band/Musician:** Gunna**Pro Team:** Boston Celtics**Book:** *Chop Wood Carry Water***Celebrity:** Kylie Jenner**Holiday:** Christmas**Vacation:** Antigua**Class Subject:** Science**Ice Cream Flavor:** Cookies and cream**CAREER BESTS****Points:** 12 vs. Duke, 12/6/22**Rebounds:** 4 vs. Wisconsin, 12/11/22**FGM:** 5 vs. Duke, 12/6/22**FGA:** 7, 2x, last vs. Duke, 12/6/22**3-pt FG:** 2 vs. Eastern Illinois, 12/21/22**3-pt FGA:** 3 vs. Eastern Illinois, 12/21/22**FTM:** 6 vs. North Carolina A&T, 11/11/22**FTA:** 8 vs. North Carolina A&T, 11/11/22**Assists:** 4, 3x, last at Penn State, 1/1/23**Steals:** 2 vs. Bethune-Cookman, 11/7/22**Blocks:** 1 vs. Georgia Tech, 11/29/22**Minutes:** 21 vs. TCU, 11/26/22**CAREER STATISTICS**

YEAR	GP/GS	FG-FGA	PCT	3-PT	PCT	FT-FTA	PCT	O-D=RB	AVG	PF-DI	AST	TO	BLK	STL	PTS	AVG
Fresh.	26/1	29-61	.475	4-11	.364	19-28	.679	9-14=23	0.9	26-0	26	25	1	7	81	3.1



4 - - JOSH DIX

Guard
6-5, 200, Sophomore
Council Bluffs, Iowa
Lincoln High School



2022-23 – Played in 31 games off the bench... totaled 62 points, 28 rebounds, 28 assists, seven steals and three blocks... ranks sixth in 3-point field goal percentage for a Hawkeye freshman (.400, 14-of-35)... posted season highs in scoring (10) and minutes played (31) in overtime win over Michigan... dished out a season-best five assists in back-to-back games (Michigan; Maryland)... letterwinner.

High School — Three-year team captain... averaged 20 points, 7.8 rebounds and 5.8 assists per game prior to suffering season-ending injury (right leg) in January of his senior season... three-time first-team all-conference selection and City Player of the Year... third team all-state as a sophomore and first-team all-state as a junior... shot 50 percent or better from the field his first three seasons of prep basketball... averaged a team-best 19.4 points, 7.2 rebounds, 4.3 assists as a junior... shot at 54 percent from the field, 38 percent from 3-point range, and 73 percent from the foul line as a junior... surpassed 1,000 career points last season... averaged 17.5 points, 5.1 rebounds as a sophomore and 10.2 points per contest as a freshman... three-time academic all-conference honoree.

Personal — Born June 29, 2004... parents are Nate and Kelly Dix... has three younger siblings, Lydia, Joey and Grayson... business major.

DIX'S FAVORITES

- Movie: *Spider-Man*
- TV Show: *Stranger Things*
- Snack: Cheddar Chex Mix or fruit snacks
- Hobbies: Playing video games & chilling with friends
- App: Instagram
- Restaurant: Olive Garden
- Band/Musician: Drake
- Pro Team: Los Angeles Lakers
- Technological Gadget: iPhone
- Celebrity: Zendaya
- Vacation: Destin, Florida
- Ice Cream Flavor: Chocolate

CAREER BESTS

- Points: 10 vs. Michigan, 1/12/23
- Rebounds: 5 vs. Southeast Missouri State, 12/17/22
- FGM: 3, 3x, last vs. Rutgers, 1/29/23
- FGA: 8 vs. Bethune-Cookman, 11/7/22
- 3-pt FG: 3 vs. Omaha, 11/21/22
- 3-pt FGA: 5 vs. Bethune-Cookman, 11/7/22
- FTM: 2, 2x, last vs. Michigan, 1/12/23
- FTA: 2, 4x, last vs. Maryland, 1/15/23
- Assists: 5, 2x, last vs. Maryland, 1/15/23
- Steals: 1, 7x, last at Nebraska, 12/29/22
- Blocks: 1, 3x, last vs. Rutgers, 1/29/23
- Minutes: 31 vs. Michigan, 1/12/23

CAREER STATISTICS																
YEAR	GP/GS	FG-FGA	PCT	3-PT	PCT	FT-FTA	PCT	O-D=RB	AVG	PF-DI	AST	TO	BLK	STL	PTS	AVG
Fresh.	31/0	21-52	.404	14-35	.400	6-9	.667	7-21=28	0.9	14-0	28	11	3	7	62	2.0



13 - - LADJI DEMBELE

(pronounced LAH-gee Dem-BELL-eh)

Forward

6-8, 250, Freshman

Newark, N.J.

St. Benedict's Prep



High School — Played the last two years at St. Benedict's Prep... averaged 16 points, 12 rebounds, 1.5 steals, 1.3 blocks, and 1.1 assists last season... shot the basketball at a 52 percent clip from the field, including 36 percent on 21 made 3-pointers... helped St. Benedict's Prep, ranked No. 6 nationally by MaxPreps, to a 25-1 record and a State Prep A championship last season... St. Benedict's Prep head coach is Mark Taylor... also played on the AAU circuit for NY Rens and NY Jayhawks... originally from Mali... moved to Spain at the age of 13 and the United States at 17... played for Mali U-19 team in the 2021 World Cup... totaled 17 points and nine rebounds in a win over Puerto Rico at the World Cup.

Personal — Originally from Mali in West Africa... born Oct. 16, 2003... son of Sidy Dembele and Kadia Diarra... has nine siblings... open major.

DEMBELE'S FAVORITES

Movie: 6 Underground

TV Show: Prison Break

Snack: Gummy Bears

Hobbies: Reading

Website: Instagram

Pro Team: Los Angeles Clippers

32 - - OWEN FREEMAN

Forward

6-10, 230, Freshman

Moline, Ill.

Moline High School



High School — Earned Associated Press All-State and Western Big 6 honors as a senior... averaged 18 points and nine rebounds per game... helped Moline to an unbeaten run to a WB6 outright title and a state championship... transferred from Bradley-Bourbonnais High School to Moline High School for his senior season... Bradley Bourbonnais record holder in highest field goal percentage in a season (.682), established in 2022... named Red Division Player of the Year, first-team all-state, all-area, and all-conference as a junior... named the Daily Journal Player of the Year as a junior... averaged a double-double as a junior: 18.5 points, 12 rebounds, five assists, and two blocks... two-time team Most Valuable Player and team captain... led Bradley-Bourbonnais to its first-ever Red Division Conference championship... single game career highs: points (32), rebounds (20), blocked shots (6), and assists (9)... No. 20 ranked power forward nationally according to Rivals... also competed at Mid-Pro Academy with Harding — the No. 1 ranked independent team in the country — going 20-0 in 17-under in summer competition... Pangos All-American... National Honor Society inductee and High Honor Roll distinction as a sophomore and junior.

Personal — Born Nov. 15, 2004... son of Zach and Christina Freeman... has a younger brother, Braden... senior year prep teammate of fellow Hawkeye Brock Harding... majoring in sport and recreation management.

FREEMAN'S FAVORITES

Movie: Avengers: Endgame

TV Show: All American

Hobbies: Drawing

App: Snapchat

Restaurant: Chick-fil-A

Band/Musician: Maverick City

Pro Team: L.A. Lakers

Book: Bible

Celebrity: LeBron James

Holiday: Christmas

Vacation: Tennessee

Class Subject: Physical Education

Ice Cream Flavor: Chocolate

**2 - - BROCK HARDING**

Guard

6-0, 162, Freshman

Moline, Ill.

Moline High School



High School — Named Illinois' 2023 Mr. Basketball — the first Western Big Six player to earn the distinction since 2011... led Moline to its first ever state championship, finishing with a 35-3 overall record... scored 28 points in the title-clinching win over Benet Academy for the IHSA 4A State Championship... averaged 18.4 points and 5.7 assists... three-time first-team all-state and Western Big 6 honoree... scored 1,889 points during his prep career... Metro Player of the Year after leading team to 28 wins and averaging 19.3 points, 5.6 assists, 3.5 rebounds, and 2.8 steals as a junior... recognized on the 2022 Pekin Christmas Tournament First Team... averaged 16.5 points, 6.9 assists, 3.3 rebounds, and 2.6 steals as a sophomore... team captain... netted a career-high 40 points versus Normal West High School... also competed at Mid-Pro Academy with Freeman — the No. 1 ranked independent team in the country — going 20-0 in 17-under in summer competition... Most Valuable Player at the NY2LA Circuit... National Honor Society honoree and Honor Roll distinction all three years.

Personal — Born July 25, 2004... son of Scott and Shannon Harding... has an older brother, Brody, who plays baseball at the University of Illinois... prep teammate of fellow Hawkeye Owen Freeman... majoring in pre-business.


HARDING'S FAVORITES**Movie:** *Interstellar*, *Spider-Man* series**TV Show(s):** *Prison Break*, *Friends***Hobbies:** Video games**App:** Instagram**Restaurant:** Texas Roadhouse**Band/Musician:** NBA YoungBoy**Pro Team:** Oklahoma City Thunder**Book:** *The Inner Game of Tennis***Celebrity:** Kobe Bryant**Holiday:** Christmas**Vacation:** Paris**Class Subject:** Math**Ice Cream Flavor:** Cookie dough**24 - - PRYCE SANDFORT**

Forward

6-6, 205, Freshman

Wauke, Iowa

Wauke Northwest High School



High School — Named 2023 Iowa Mr. Basketball after averaging 24.9 points, 11 rebounds, 2.8 assists, 2.7 blocks and 1.7 steals as a senior... finished his career with 1,695 points... led Wauke Northwest to the Class 4A State Championship game... led Class 4A in points, blocks, field goals made, 3-pointers made, free throws made and defensive rebounds, and ranked second in total rebounds in 2022... led his team as a team captain to 20 victories and the state quarterfinals as a junior... averaged 26.2 points, 10.3 rebounds, 2.8 assists, and 2.9 blocks, shooting 52.6 percent from the field — including 40.5 percent from 3-point range — and 89.2 percent from the foul line his junior season... single game career highs: points (42) and rebounds (17)... earned first-team all-state (4A) and all-conference honors as a junior... No. 27 ranked small forward nationally according to Rivals... helped Wauke to the state championship in 2021 as a sophomore, averaging 7.8 points. 2.8 rebounds, 1.8 assists, and 0.7 blocks per outing, shooting 56 percent from the field — including 50 percent from 3-point territory — and 79 percent from the foul line... averaged 9.3 points, 1.6 rebounds, 2.2 assists, and 0.2 blocks in helping lead Wauke to 23 victories and finishing the postseason as state runners-up as a freshman... also competed for D1 Minnesota's AAU team, averaging 16.2 points, 6.2 rebounds, and two assists per game... three-time academic all-state.

Personal — Born June 23, 2004... son of Brian and Gretchen Sandfort... has two siblings, Payton and Piper... father played basketball at Hastings College... mother played basketball at Simpson College... is a Hawkeye teammate with older brother, Payton... high school coach was Brett Watson... AAU coach was Tim Lubke... majoring in finance.

SANDFORT'S FAVORITES**Movie:** *Get Out***TV Show:** *The Office***Hobbies:** Golf**App:** Snapchat**Restaurant:** Godfather's Pizza**Band/Musician:** Lil Uzi Vert**Pro Team:** Indianapolis Colts**Book:** *Maze Runner* Series**Celebrity:** Michael Pittman, Jr.**Holiday:** Christmas**Vacation:** Disney World**Class Subject:** History**Ice Cream Flavor:** Reeces



10 -- JOVONE CATER

Guard

6-2, 180, Senior

Far Rockaway, N.Y.

Holy Cross

Hawk Item -- Non-scholarship athlete.

High School -- Team captain at Holy Cross High School... played AAU basketball for New York Rens (freshman), Almighty Force (sophomore-junior) and Crown Basketball (sophomore-senior)... averaged 13 points, seven rebounds and seven assists for Crown... scored a career-high 32 points at the Hoop Group Tournament for Crown... routinely played in park tournaments in NYC, where he developed skill and grit... also was part of the drumline and ran cross country... named to Principal's List as junior and received First Honors as freshman, sophomore and senior... high school coach was Ray Cullinan.

Personal -- Born Dec. 7, 2002... son of Catherine Shields... has eight siblings - Tyraisha Shields, Tanika Shields, Teniah Shields, Takeyah Shields, Jalaysia Cater, James Cater, Jalen Cater and Justin Cater... majoring in health promotion.

CATER'S FAVORITES

Movies: *Paid in Full*, *Stomp the Yard*

TV: *Power*, *Dragon Ball Z*

Snack: Ice Cream

Hobbies: Dancing

Website: YouTube

Restaurant: Red Crab

Phone App: Instagram, SnapChat

Professional Team: Lakers

Celebrity: LeBron James



1 - SPENCER HUTCHISON

Guard

6-4, 202, Redshirt Freshman

Dallas, Texas

Episcopal School of Dallas

Hawk Item -- Non-scholarship athlete.

High School -- Averaged 16 points, five rebounds, four assists, three steals and two blocks as a senior... Defensive Player Award and Mr. Hustle Award recipient as a freshman... earned SPC All-Conference honors... varsity letterwinner as freshman... played for Texas Dynasty AAU team fro 2018-21... also ran track as a freshman, running 100 meters, 200 meters, 400 meters, 4x100 and 4x400 and doing the long jump.

Personal -- Born Dec. 6, 2002, in Dallas, Texas... son of Rhonda Hutchison... has a younger brother, Jordan... aunt, Whitney Hutchison, played NAIA softball at Huron University... majoring in economics.

HUTCHISON'S FAVORITES

Movies: *Harry Potter and The Half-Blood Prince*, *Star Wars: Episode III – Revenge of the Sith*, *The Wolf of Wall Street*

TV: *Game of Thrones*; *Avatar: The Last Airbender*; *The Queen's Gambit*.

Snack: Dots Pretzels, Bagels, Haribo Gummy Bears

Hobbies: Read, watch documentaries, playing old video games

Website: YouTube

Restaurant: My Mom's Kitchen; Estella's

Phone App: Audible, YouTube





14 - - CARTER KINGSBURY

Guard

6-4, 225, Redshirt Sophomore

Ponca, Nebraska

Brewster Academy (N.H.)

Hawk Item -- Non-scholarship athlete.

2022-23 Honors -- Academic All-Big Ten honoree. **2022-23** -- Saw limited action in eight games... totaled seven points, six rebounds, four assists and one steal... made both 3-point attempts (North Carolina A&T; Wisconsin)... played 10 meaningful minutes in conference opener against Wisconsin... letterwinner.

2021-22 -- Redshirted.

High School -- All-time leading scorer (1,771 points) at Ponca High School and points in a season (595 points)... also holds the school record for field goals made in a career (577) and single-season (195), free throws made in a season (145), free throw percentage in a season (81.8%) and a career (78%), and 3-pointers made in a game (8), a season (64), and career (236)... four-time all-conference honoree... voted to the all-state tournament team three times... recognized on the all-state team three times, including twice earning first team distinction... Coaches Award winner his senior season at Brewster Academy... averaged 21.3 points, seven rebounds, 3.9 assists, 1.1 steals and a block his senior year... averaged 18.6 points, 5.7 rebounds, 2.4 assists and 1.1 steals his junior year... averaged 11.5 points, four rebounds, 1.2 assists his sophomore season... team member of Ponca High School's state championship teams as a freshman (2017) and sophomore (2018) and third place team as a junior (2019)... won a conference title in 2018 as a sophomore and at Brewster Academy in 2021... four-year lettermen in football playing tight end and defensive end... lettered two years in baseball (P, 1B, 3B) and golf... Brewster Academy Magna Cum Laude... four-year Honor Roll student at Ponca HS... Future Business Leaders of America Vice President his junior and senior year.

Personal -- Born 5/23/01... Sport Studies major... parents are Stacie Kingsbury and Chris and Abbey Kingsbury... father was a three-year lettermen playing basketball at Iowa... has six siblings: Logan, Sam, Ashlyn, Ava, Henry, Archie... father, Chris, played professional basketball in the CBA, IBL, and overseas in Italy... grandfather, Jim, played football at the University of South Dakota... great uncle, John, played baseball at the University of South Dakota... Ponca HS head coach was Adam Poulosky... Brewster Academy head coach was Jason Smith... Iowa Barnstormers AAU Coach was Brandi Wingert.

KINGSBURY'S FAVORITES

Movies: *The Blind Side*, *Lone Survivor*

TV: *Friends*, *The Office*

Snack: Fruit Snacks

Hobbies: Piano/guitar, video games, golf

Website: YouTube

Restaurant: HuHot, Chick-Fil-A

Phone App: Snapchat

Pro teams: L.A. Chargers, St. Louis Cardinals

Celebrity: Tim Tebow



25 - - LUC LAKETA

Guard

6-5, 185, Junior

Concord, Michigan

Hanover Horton (Mich.) High School/

Winchendon (Mass.)

Hawk Item -- Preferred walk-on... father, Parker, coached alongside Fran McCaffery at Notre Dame for seven seasons in the 1990's... competed against and met classmate, Riley Mulvey (St. Thomas More), for the first time a couple days after verbally committing to Iowa... Laketa's grandfather, Don, played basketball at Wichita State (1952-55) for head coach Ralph Miller, who eventually went on to become the head coach at Iowa (1964-70).

2022-23 Honors -- Academic All-Big Ten honoree. **2022-23** -- Saw limited action in four games... totaled four points and four rebounds... letterwinner.

2021-22 -- Competed in 12 games... sank one 3-pointer in three contests (Alabama State, Western Michigan, Northwestern)... made 3-of-5 (.600) from 3-point range... his 3-pointer in the final seconds against Northwestern in the Big Ten Tournament Second Round was the team's 19th of the game, establishing a new single-game record in the tournament... letterwinner.

High School -- Reclassified to 2021 after the end of his senior season was cut short due to the COVID-19 pandemic... was an all-district honoree his junior season, averaging 13.5 points, five rebounds, three assists, and two steals on Hanover Horton High School's team that went 24-2... an all-state selection as a senior, averaging 15 points (shooting 60 percent from the field, including 45 percent from 3-point range), 5.3 rebounds, 3.1 assists, and 1.5 steals on a 21-1 team that was surging before COVID-19 canceled the 2020 postseason state tournament... tallied a career-high 31 points in the 2018 regional championship state tournament game... member of high school team that won its conference championship as a sophomore, junior, and senior, and placed second as a freshman... also was a four-year soccer letterwinner, two-year lettermen in baseball, and competed on the golf team... off the field, Laketa participated in the Community Service Club.

Personal -- Born 8/23/01... Pre-Business major... parents are Parker and Brigitte Laketa... father played basketball at Kansas State... mother competed in gymnastics at Western Michigan... has two older brothers, Parker and Preston, and a twin brother, Rhett... brother, Parker, played lacrosse at Western Michigan... brother, Preston, played basketball at Alma College and Carthage College... twin, Rhett, plays basketball at North Central College... Hanover Horton HS head coach was Chad Mortimer... The Winchendon School head coach was Kevin Kehoe... AAU Coach was his father, Parker.

LAKETA'S FAVORITES

Movie(s): *Django Unchained*

TV Show(s): *Peaky Blinders*, *Breaking Bad*

Snack: Chips & queso

Hobbies: Watch sports, travel

Website: YouTube

Restaurant(s): Five Guys

Band/Musician: Juice WRLD

Phone App: Apple Music

Pro Team(s): Chicago Bulls, Bears, Blackhawks, White Sox

Technological Gadget: PlayStation 5

Celebrity: Kobe Bryant





DASONTE BOWEN

2022-23

Opponent	Min.	FG-FGA	PCT	3-PT. FG	PCT	FT-FTA	PCT	REB	PF	AST	TO	BLK	STL	PTS
Bethune-Cookman	16	3-7	.429	0-1	.000	0-0	.000	2	1	4	2	0	2	6
N.C. A&T	17	0-2	.000	0-0	.000	6-8	.750	3	0	2	1	0	0	6
at Seton Hall	3	0-1	.000	0-0	.000	0-0	.000	0	0	0	0	0	0	0
Omaha	17	3-6	.500	0-1	.000	1-2	.500	1	3	3	2	0	1	7
vs. Clemson	11	3-3	1.000	1-1	1.000	2-2	1.000	0	2	0	2	0	0	9
vs. TCU	20	3-5	.600	0-0	.000	2-2	1.000	1	2	1	2	0	0	8
Georgia Tech	6	1-1	1.000	0-0	.000	0-0	.000	0	0	2	0	1	0	2
vs. Duke	16	5-7	.714	0-0	.000	2-2	1.000	1	2	1	1	0	0	12
Iowa State	2	0-0	.000	0-0	.000	0-0	.000	1	0	1	2	0	0	0
Wisconsin*	20	1-3	.333	0-1	.000	0-0	.000	4	2	4	3	0	1	2
SE Missouri State	17	2-5	.400	1-2	.500	0-1	.000	2	3	1	0	0	0	5
Eastern Illinois	13	2-4	.500	2-3	.667	2-4	.500	0	1	1	2	0	1	8
at Nebraska	11	0-4	.000	0-2	.000	1-2	.500	1	1	0	0	0	0	1
at Penn State	11	0-0	.000	0-0	.000	2-2	1.000	1	1	4	0	0	0	2
Indiana	10	1-4	.250	0-0	.000	0-0	.000	2	0	0	1	0	1	2
at Rutgers	4	1-1	1.000	0-0	.000	0-0	.000	0	1	0	2	0	0	2
Michigan	5	1-2	.500	0-0	.000	0-0	.000	0	2	0	0	0	0	2
Maryland	6	1-2	.500	0-0	.000	0-0	.000	0	1	0	1	0	0	2
at Ohio State	8	0-0	.000	0-0	.000	0-0	.000	0	2	2	2	0	0	0
at Michigan State	3	0-1	.000	0-0	.000	1-2	.500	1	1	0	1	0	1	1
Illinois	2	0-1	.000	0-0	.000	0-0	.000	2	0	0	0	0	0	0
at Purdue	0+	0-0	.000	0-0	.000	0-0	.000	0	0	0	0	0	0	0
Ohio State	0+	0-0	.000	0-0	.000	0-0	.000	0	0	0	0	0	0	0
at Northwestern	3	1-1	1.000	0-0	.000	0-0	.000	0	0	0	0	0	0	2
at Indiana	2	0-0	.000	0-0	.000	0-0	.000	0	0	0	0	0	0	0
vs. Auburn	7	1-1	1.000	0-0	.000	0-0	.000	1	1	0	1	0	0	2
Totals = 26	243	29-61	.475	4-11	.364	19-28	.679	23	26	26	25	1	7	81
	9.3							0.9						3.1

EVEN BRAUNS

2020-21 (at Belmont)

Opponent	Min.	FG-FGA	PCT	3-PT. FG	PCT	FT-FTA	PCT	REB	PF	AST	TO	BLK	STL	PTS
vs. Howard	11	0-0	.000	0-0	.000	0-0	.000	0	2	0	2	0	0	0
vs. George Mason	4	1-3	.333	0-0	.000	2-3	.667	1	1	0	0	0	0	4
vs. Queens (N.C.)	7	4-5	.800	0-0	.000	0-0	.000	1	1	0	0	0	0	8
Samford	4	0-0	.000	0-0	.000	0-0	.000	1	0	0	0	0	0	0
Tennessee State	6	0-1	.000	0-0	.000	0-0	.000	0	3	0	2	1	0	0
at Lipscomb	5	1-1	1.000	0-0	.000	0-0	.000	1	1	0	0	0	0	2
Kennesaw State	3	0-1	.000	0-0	.000	0-0	.000	2	3	0	2	0	0	0
at Tennessee State	11	2-4	.500	0-0	.000	0-0	.000	3	2	1	0	0	0	4
at Evansville	2	0-0	.000	0-0	.000	2-2	1.000	0	1	0	0	0	0	2
Murray State	6	1-1	1.000	0-0	.000	0-0	.000	2	1	0	0	1	0	2
at UT Martin	18	4-4	1.000	0-0	.000	1-2	.500	5	4	1	1	0	1	9
SE Missouri St.	6	1-1	1.000	0-0	.000	0-0	.000	1	0	0	1	0	0	2
UT Martin	13	5-6	.833	0-0	.000	0-1	.000	3	0	0	1	0	0	10
at Tennessee Tech	14	3-5	.600	0-0	.000	2-3	.667	4	3	1	0	0	0	8
at Jacksonville State	8	1-5	.200	0-0	.000	3-4	.750	4	0	0	0	0	0	5
Eastern Illinois	12	3-7	.429	0-0	.000	1-1	1.000	2	0	0	0	1	0	7
SIUE	11	2-4	.500	0-1	.000	0-0	.000	2	2	0	1	2	0	4
at Austin Peay	12	3-3	1.000	0-0	.000	0-0	.000	3	0	0	0	0	0	6
at Murray State	8	2-3	.667	0-0	.000	0-0	.000	3	0	0	2	1	0	4
at Eastern Illinois	11	3-6	.500	0-0	.000	0-0	.000	3	2	0	0	1	0	6
at SIUE	11	1-1	1.000	0-0	.000	0-0	.000	3	1	1	0	0	0	2
Eastern Kentucky	10	0-3	.000	0-0	.000	0-0	.000	2	0	2	1	1	0	0
Morehead State	8	2-3	.667	0-0	.000	0-0	.000	0	3	0	0	1	0	4
Jacksonville State	9	1-2	.500	0-0	.000	2-2	1.000	1	0	1	0	0	0	4
Tennessee Tech	8	1-2	.500	0-0	.000	2-2	1.000	3	0	1	0	0	0	4
at Eastern Kentucky	16	4-9	.444	0-0	.000	0-0	.000	4	1	0	1	2	1	8
at Morehead State	11	1-1	1.000	0-0	.000	0-0	.000	2	2	0	0	0	1	2
vs. SIUE	13	2-5	.400	0-0	.000	2-2	1.000	7	0	0	0	1	0	6
vs. Jacksonville State	11	2-3	.667	0-0	.000	0-0	.000	1	2	0	1	2	0	4
vs. Morehead State	9	1-2	.500	0-0	.000	0-0	.000	1	2	0	0	0	0	2
Totals = 30	278	51-91	.560	0-1	.000	17-22	.773	65	37	8	15	14	3	119
	9.3							2.2						4.0

INDIVIDUAL CAREER GAME-BY-GAME STATS

IOWA BASKETBALL



2023-24 MEDIA GUIDE

2021-22 (at Belmont)

Opponent	Min.	FG-FGA	PCT	3-PT. FG	PCT	FT-FTA	PCT	REB	PF	AST	TO	BLK	STL	PTS
at Ohio	6	0-0	.000	0-0	.000	0-0	.000	0	1	0	1	0	1	0
Evansville	9	1-2	.500	0-0	.000	0-2	.000	4	0	2	0	1	0	2
Furman	4	1-2	.500	0-0	.000	0-0	.000	2	1	0	0	0	0	2
at Kennesaw State	5	0-0	.000	0-0	.000	0-0	.000	1	1	0	1	0	0	0
at LSU	4	0-1	.000	0-0	.000	0-0	.000	0	0	0	0	1	0	0
vs. Drake	4	0-0	.000	0-0	.000	0-0	.000	0	1	0	0	0	0	0
vs. Iona	7	0-0	.000	0-0	.000	0-0	.000	0	0	1	0	0	1	0
vs. Dayton	4	0-1	.000	0-0	.000	0-0	.000	0	0	0	0	1	0	0
Lipscomb	8	1-2	.500	0-0	.000	0-0	.000	3	0	0	1	0	1	2
at Samford	5	0-0	.000	0-0	.000	0-0	.000	0	0	0	1	0	0	0
at Saint Louis	4	0-0	.000	0-0	.000	0-0	.000	1	0	0	0	0	0	0
Chattanooga	8	1-1	1.000	0-0	.000	0-0	.000	1	2	1	3	1	1	2
Bethel (Ind.)*	24	7-8	.875	0-0	.000	5-6	.833	7	1	1	2	1	3	19
SE Missouri St.	15	3-5	.600	0-1	.000	0-0	.000	3	0	0	0	1	0	6
at UT Martin	12	2-3	.667	0-0	.000	1-1	1.000	5	1	1	1	3	1	5
Tennessee Tech	10	2-6	.333	0-0	.000	2-4	.500	3	1	0	0	0	1	6
Murray State	6	0-1	.000	0-0	.000	0-0	.000	1	1	0	1	1	0	0
at SIUE	5	0-1	.000	0-0	.000	0-0	.000	1	0	0	0	0	0	0
at Morehead State	3	0-0	.000	0-0	.000	0-0	.000	0	0	0	0	0	0	0
at Austin Peay	9	2-3	.667	0-0	.000	1-1	1.000	2	1	1	0	0	0	5
UT Martin	19	2-4	.500	0-0	.000	0-2	.000	3	2	1	0	0	0	4
at Tennessee State	13	2-2	1.000	0-0	.000	0-0	.000	2	0	1	1	1	0	4
at Tennessee Tech	4	0-0	.000	0-0	.000	0-0	.000	0	0	0	0	0	0	0
Austin Peay	14	2-5	.400	0-0	.000	0-0	.000	2	1	0	0	3	1	4
Morehead State	4	1-2	.500	0-0	.000	0-0	.000	1	1	0	1	0	0	2
at SE Missouri St.	4	0-1	.000	0-0	.000	0-0	.000	0	0	0	0	0	0	0
Eastern Illinois	11	2-2	1.000	0-0	.000	0-0	.000	1	0	0	0	0	0	0
SIUE	6	0-0	.000	0-0	.000	0-0	.000	1	0	0	0	0	0	0
at Murray State	7	1-2	.500	0-0	.000	0-0	.000	1	0	0	1	0	0	2
Tennessee State	9	2-3	.667	0-0	.000	0-0	.000	6	3	0	1	0	0	4
vs. Morehead State	1	0-0	.000	0-0	.000	0-0	.000	0	1	0	0	0	0	0
Totals = 31 games	244	32-57	.561	0-1	.000	9-16	.563	51	20	9	15	14	10	73
	7.9							1.6						2.4

2022-23 (at Belmont)

Opponent	Min.	FG-FGA	PCT	3-PT. FG	PCT	FT-FTA	PCT	REB	PF	AST	TO	BLK	STL	PTS
Ohio*	25	2-3	.667	0-0	.000	0-0	.000	2	4	3	1	5	0	4
at Furman	10	1-1	1.000	0-0	.000	1-2	.500	1	1	0	0	3	0	3
at Lipscomb*	11	1-2	.500	0-0	.000	0-0	.000	5	2	0	2	0	0	2
vs. Tarleton State*	29	4-6	.667	0-0	.000	4-4	1.000	10	3	2	2	2	1	12
vs. George Mason*	23	0-2	.000	0-0	.000	0-2	.000	7	3	1	1	2	0	0
vs. Howard*	19	4-5	.800	0-0	.000	5-5	1.000	5	4	1	0	2	0	13
at Georgia State*	30	3-8	.375	0-0	.000	1-2	.500	6	4	1	1	0	1	7
Valparaiso*	26	4-5	.800	0-0	.000	0-0	.000	8	3	1	1	0	0	8
at Illinois State*	21	0-2	.000	0-0	.000	2-2	1.000	1	3	3	2	0	1	2
Trevecca Nazarene*	19	2-3	.667	0-0	.000	4-4	1.000	4	2	0	0	1	2	8
at Chattanooga*	24	1-3	.333	-0	.000	2-2	1.000	4	2	0	0	0	3	4
Samford*	17	5-6	.833	0-0	.000	0-0	.000	2	3	0	0	1	1	10
Bradley*	10	1-1	1.000	0-0	.000	2-2	1.000	2	5	1	1	0	0	4
at So. Illinois*	15	2-4	.500	0-1	.000	1-2	.500	4	1	2	0	0	0	5
at UIC*	11	5-6	.833	0-0	.000	0-0	.000	2	0	2	2	0	1	10
Missouri State*	26	5-7	.714	0-1	.000	0-0	.000	7	2	1	0	2	0	10
at Valparaiso*	22	6-9	.667	0-1	.000	1-2	.500	2	3	0	1	4	0	13
UNI*	22	1-4	.250	0-1	.000	0-0	.000	2	3	1	0	2	1	2
Murray State*	29	5-9	.556	0-0	.000	1-3	.333	5	2	2	1	7	2	11
at Bradley*	14	1-5	.200	0-0	.000	0-1	.000	4	4	0	0	0	1	2
at Evansville*	22	3-7	.429	0-0	.000	2-2	1.000	8	2	1	1	2	0	8
Drake*	29	5-9	.556	0-1	.000	2-7	.286	10	2	2	0	1	0	12
at Murray State*	21	3-4	.750	0-0	.000	0-0	.000	3	3	1	1	2	0	6
Illinois State*	32	6-9	.667	0-0	.000	6-6	1.000	12	1	3	0	1	0	18
at Missouri State*	20	1-4	.250	0-2	.000	2-3	.667	7	3	2	1	0	0	4
UIC*	17	4-8	.500	0-0	.000	0-0	.000	5	2	1	2	1	0	8
Evansville*	22	5-7	.714	0-0	.000	2-4	.5000	11	2	0	3	2	0	12
at Drake*	24	2-3	.667	0-0	.000	1-2	.500	8	1	0	1	1	0	5
Indiana State*	26	2-4	.500	0-0	.000	1-2	.500	10	2	3	1	1	0	5
at UNI	20	3-4	.750	0-0	.000	0-0	.000	5	3	0	1	0	2	6
vs. Indiana State*	21	1-1	1.000	0-0	.000	2-2	1.000	3	1	2	0	0	0	4
Totals = 31 games	657	88-151	.583	0-7	.000	42-61	.689	165	76	36	26	42	16	218
	21.2							5.3						7.0



JOSH DIX

2022-23

Opponent	Min.	FG-FGA	PCT	3-PT. FG	PCT	FT-FTA	PCT	REB	PF	AST	TO	BLK	STL	PTS
Bethune-Cookman	13	2-8	.250	0-5	.000	0-0	.000	1	0	1	0	0	1	4
N.C. A&T	12	1-2	.500	1-1	1.000	0-0	.000	0	1	0	0	0	1	3
at Seton Hall	0+	0-0	.000	0-0	.000	0-0	.000	0	0	0	0	0	0	0
Omaha	16	3-5	.600	3-4	.750	0-0	.000	1	1	1	2	0	0	9
vs. TCU	11	0-0	.000	0-0	.000	1-2	.500	0	0	0	0	0	1	1
vs. Duke	4	0-0	.000	0-0	.000	0-0	.000	1	0	0	0	0	0	0
Iowa State	10	1-1	1.000	0-0	.000	0-0	.000	1	0	0	0	0	0	2
Wisconsin	15	0-1	.000	0-1	.000	0-0	.000	1	1	1	0	0	1	0
SE Missouri St.	12	0-2	.000	0-1	.000	0-1	.000	5	1	1	0	0	1	0
Eastern Illinois	11	0-2	.000	0-1	.000	0-0	.000	2	1	1	0	0	1	0
at Nebraska	18	1-2	.500	1-1	1.000	2-2	1.000	0	0	1	0	1	1	5
at Penn State	2	0-1	.000	0-0	.000	0-0	.000	0	0	0	0	0	0	0
Indiana	9	1-1	1.000	1-1	1.000	0-0	.000	2	1	1	1	0	0	3
at Rutgers	1	0-0	.000	0-0	.000	0-0	.000	0	1	0	0	0	0	0
Michigan	31	3-5	.600	2-3	.667	2-2	1.000	3	1	5	1	1	0	10
Maryland	15	0-2	.000	0-1	.000	1-2	.500	2	0	5	0	0	0	1
at Ohio State	14	2-3	.667	2-3	.667	0-0	.000	1	1	1	1	0	0	6
at Michigan State	6	0-1	.000	0-1	.000	0-0	.000	1	1	0	0	0	0	0
Rutgers	11	3-4	.750	2-3	.667	0-0	.000	0	1	1	1	1	0	8
Northwestern	6	1-2	.500	0-0	.000	0-0	.000	0	0	1	0	0	0	2
Illinois	6	1-2	.500	1-2	.500	0-0	.000	0	0	1	1	0	0	3
at Purdue	6	0-1	.000	0-1	.000	0-0	.000	0	0	1	1	0	0	0
at Minnesota	2	0-0	.000	0-0	.000	0-0	.000	0	0	0	0	0	0	0
Ohio State	4	0-1	.000	0-1	.000	0-0	.000	1	0	1	0	0	0	0
at Northwestern	10	0-2	.000	0-2	.000	0-0	.000	4	0	2	1	0	0	0
at Wisconsin	6	0-1	.000	0-1	.000	0-0	.000	1	1	1	0	0	0	0
Michigan State	7	0-1	.000	0-1	.000	0-0	.000	0	1	0	0	0	0	0
at Indiana	4	1-1	1.000	1-1	1.000	0-0	.000	0	1	1	1	0	0	3
Nebraska	2	0-0	.000	0-0	.000	0-0	.000	0	0	0	0	0	0	0
vs. Ohio State	5	1-1	1.000	0-0	.000	0-0	.000	1	0	1	1	0	0	2
vs. Auburn	2	0-0	.000	0-0	.000	0-0	.000	0	0	0	0	0	0	0
Totals = 31	284	21-51	.404	14-35	.400	6-9	.667	28	14	28	11	3	7	62
	9.2							0.9						2.0

CARTER KINGSBURY

2022-23

Opponent	Min.	FG-FGA	PCT	3-PT. FG	PCT	FT-FTA	PCT	REB	PF	AST	TO	BLK	STL	PTS
Bethune-Cookman	2	0-0	.000	0-0	.000	0-0	.000	2	0	0	1	0	0	0
N.C. A&T	4	1-3	.333	1-1	1.000	1-2	.500	1	0	0	0	0	0	4
Omaha	2	0-0	.000	0-0	.000	0-0	.000	2	0	1	0	0	1	0
Wisconsin	9	1-1	1.000	1-1	1.000	0-0	.000	1	0	1	0	0	0	3
SE Missouri St.	6	0-1	.000	0-0	.000	0-0	.000	0	0	0	0	0	0	0
at Nebraska	1	0-0	.000	0-0	.000	0-0	.000	0	0	0	0	0	0	0
at Rutgers	3	0-0	.000	0-0	.000	0-0	.000	0	0	1	0	0	0	0
at Indiana	1	0-0	.000	0-0	.000	0-0	.000	0	0	1	0	0	0	0
Totals = 8	31	2-5	.400	2-2	1.000	1-2	.500	6	0	4	1	0	1	7
	3.9							0.8						0.9

BEN KRIKKE

2019-20 (at Valparaiso)

Opponent	Min.	FG-FGA	PCT	3-PT. FG	PCT	FT-FTA	PCT	REB	PF	AST	TO	BLK	STL	PTS
Toledo	9	0-2	.000	0-1	.000	0-0	.000	1	1	1	1	0	0	0
at Saint Louis	6	0-0	.000	0-0	.000	1-2	.500	1	1	0	3	0	0	1
at SIUE	4	0-0	.000	0-0	.000	2-2	1.000	0	0	0	0	0	0	2
North Dakota	19	5-11	.455	1-2	.500	0-0	.000	3	3	1	1	2	1	11
vs. Nevada	9	1-4	.250	0-2	.000	0-0	.000	3	1	0	1	0	1	2
Trinity Christian*	24	6-8	.750	1-1	1.000	5-6	.833	4	0	4	1	0	2	18
at Eastern Michigan	16	2-4	.500	0-0	.000	4-6	.667	2	3	0	0	0	0	8
Central Michigan	19	4-5	.800	1-2	.500	0-0	.000	5	3	1	1	1	2	9
at Charlotte	20	2-3	.667	0-0	.000	0-0	.000	2	2	1	0	1	0	4
at High Point	23	3-7	.429	0-3	.000	2-2	1.000	5	3	2	0	1	2	8
at Arkansas	16	2-4	.500	0-0	.000	2-2	1.000	3	2	0	0	0	1	6
Loyola Chicago	18	1-2	.500	0-1	.000	0-0	.000	5	0	0	1	1	1	2
at Evansville	17	4-8	.500	0-1	.000	2-2	1.000	3	2	0	2	0	0	10
at Southern Illinois	6	0-1	.000	0-1	.000	0-0	.000	1	0	0	0	0	0	0
Drake	8	1-1	1.000	0-0	.000	0-0	.000	1	0	0	1	0	0	2
at UNI	20	5-7	.714	3-5	.600	0-0	.000	1	1	0	0	0	0	13
Indiana State	14	3-3	1.000	0-0	.000	0-0	.000	1	1	2	0	1	0	6
at Missouri State	16	2-3	.667	1-2	.500	0-0	.000	1	0	1	0	0	0	5
Evansville	11	1-4	.250	0-2	.000	1-1	1.000	1	1	0	1	2	0	3
at Bradley	5	0-2	.000	0-2	.000	0-0	.000	2	0	0	0	1	1	0
Illinois State	24	6-8	.750	0-0	.000	0-0	.000	8	3	4	0	1	1	17

INDIVIDUAL CAREER GAME-BY-GAME STATS

IOWA BASKETBALL



2023-24 MEDIA GUIDE

UNI	7	0-3	.000	0-0	.000	0-0	.000	1	0	0	0	0	0	0
at Loyola Chicago	16	2-3	.667	0-1	.000	2-2	1.000	2	2	0	3	0	0	6
Southern Illinois	23	7-13	.538	1--2	.500	0-1	.000	7	1	0	5	0	0	15
at Illinois State	14	2-3	.667	1-2	.500	0-0	.000	4	1	0	0	1	1	5
at Drake	15	2-6	.333	0-2	.000	0-0	.000	4	2	0	0	0	0	4
Bradley	18	3-5	.600	1-1	1.000	2-2	1.000	5	1	1	0	1	0	9
Missouri State	18	5-6	.833	2-3	.667	2-2	1.000	4	4	1	1	1	1	14
at Indiana State	18	2-4	.500	1-1	1.000	0-0	.000	3	3	0	1	0	0	5
vs. Evansville	25	4-5	.800	0-0	.000	2-2	1.000	5	2	0	2	0	1	10
vs. Loyola Chicago	20	3-7	.429	0-3	.000	2-2	1.000	5	1	1	1	1	0	8
vs. Missouri State	23	2-3	.667	0-0	.000	7-8	.875	0	2	2	1	0	0	11
vs. Bradley	17	2-4	.500	1-1	1.000	1-2	.500	2	1	0	0	0	0	6
Totals = 33	518	82-149	.550	14-41	.341	42-53	.792	95	47	22	27	15	15	220
	15.7							2.9						6.7

2020-21 (at Valparaiso)

Opponent	Min.	FG-FGA	PCT	3-PT. FG	PCT	FT-FTA	PCT	REB	PF	AST	TO	BLK	STL	PTS
at Vanderbilt*	34	5-10	.500	0-2	.000	3-5	.600	3	3	0	3	0	2	13
at UIC*	28	4-5	.800	0-0	.000	3-5	.600	2	4	1	1	1	1	11
at Purdue*	24	3-7	.429	0-3	.000	0-0	.000	4	2	1	1	1	0	6
Judson (Ill.)*	15	5-9	.556	0-2	.000	0-0	.000	1	1	0	2	0	2	10
SIUE*	12	2-3	.667	0-0	.000	5-7	.714	3	4	1	1	0	1	9
at Central Michigan*	30	4-10	.400	0-0	.000	4-5	.800	6	1	2	2	3	1	12
Purdue Northwest*	23	4-9	.444	0-0	.000	4-4	1.000	8	3	0	3	0	2	12
at Toledo*	28	8-11	.727	0-0	.000	0-0	.000	7	1	0	2	1	0	15
Missouri State*	34	8-13	.615	2-2	1.000	3-3	1.000	4	1	1	0	2	0	21
Missouri State*	28	6-13	.462	0-0	.000	0-0	.000	4	2	2	0	1	0	12
at DePaul*	31	2-8	.250	0-0	.000	2-2	1.000	3	4	2	1	1	2	6
Loyola Chicago*	25	6-10	.600	0-1	.000	0-0	.000	3	2	0	0	0	0	12
at Illinois State*	23	1-4	.250	0-0	.000	2-2	1.000	4	3	0	3	1	0	4
at Illinois State*	34	12-20	.600	0-0	.000	1-2	.500	15	2	0	0	2	0	25
Bradley*	34	8-15	.533	0-1	.000	2-4	.500	4	5	1	0	1	0	18
at Evansville*	29	7-9	.778	2-2	1.000	2-2	1.000	3	0	0	2	0	0	18
at Evansville*	26	3-6	.500	0-0	.000	0-0	.000	0	2	4	1	0	1	6
Drake*	30	7-14	.500	0-2	.000	2-2	1.000	3	2	2	2	0	0	16
Drake*	25	5-7	.714	0-0	.000	5-6	.833	1	3	0	0	3	0	15
Bradley*	29	3-9	.333	0-0	.000	0-1	.000	3	2	0	1	1	0	6
at UNI*	25	4-7	.571	2-3	.667	2-2	1.000	4	4	2	2	1	0	12
at UNI*	28	4-8	.500	0-1	.000	4-4	1.000	5	3	1	2	0	0	12
at Loyola Chicago*	32	5-10	.500	0-2	.000	0-0	.000	2	1	2	2	1	0	10
at Southern Illinois*	38	4-9	.444	1-2	.500	0-0	.000	5	0	2	0	0	1	9
at Southern Illinois*	30	5-10	.500	1-2	.500	4-4	1.000	4	2	1	0	0	0	15
Indiana State*	34	4-12	.333	0-2	.000	3-3	1.000	6	3	0	0	0	1	11
Indiana State*	34	6-10	.600	0-2	.000	2-4	.500	6	4	2	1	1	1	14
vs Missouri State*	30	5-12	.417	0-1	.000	2-2	1.000	5	1	0	3	2	1	12
Totals = 28	793	140-270	.519	8-30	.267	55-69	.797	118	65	27	35	23	16	343
	28.3							4.2						12.3

2021-22 (at Valparaiso)

Opponent	Min.	FG-FGA	PCT	3-PT. FG	PCT	FT-FTA	PCT	REB	PF	AST	TO	BLK	STL	PTS
vs. Jacksonville St.*	30	10-17	.588	0-0	.000	5-6	.833	3	4	1	1	2	2	25
vs. Coastal Carolina*	29	4-12	.333	0-2	.000	4-6	.667	5	1	0	2	2	1	12
vs. Tulane*	19	2-5	.400	0-1	.000	1-2	.500	1	5	0	4	1	0	5
Trinity Christian*	15	12-15	.800	0-1	.000	2-2	1.000	2	0	1	1	1	3	26
at Drake*	29	9-16	.563	1-2	.500	1-1	1.000	4	1	0	0	2	0	20
at W. Michigan*	23	2-8	.250	0-0	.000	3-4	.750	8	2	2	2	0	1	7
East-West U.*	18	10-13	.769	1-1	1.000	0-0	.000	2	1	0	2	0	1	21
Charlotte*	20	2-4	.500	0-1	.000	4-4	1.000	0	4	1	3	0	0	8
Eastern Michigan*	20	6-11	.545	0-1	.000	5-6	.833	4	2	0	0	2	1	17
William & Mary*	17	3-6	.500	0-0	.000	3-4	.750	3	3	3	1	0	1	9
Illinois State*	38	8-16	.500	0-3	.000	2-2	1.000	5	4	1	2	0	1	18
at UNI*	29	4-8	.500	0-0	.000	2-2	1.000	2	2	4	2	0	1	10
Southern Illinois*	31	7-12	.583	0-0	.000	2-2	1.000	4	3	0	0	0	1	16
at Loyola Chicago*	34	2-3	.667	0-1	.000	0-0	.000	7	3	1	3	2	0	4
Missouri State*	33	7-13	.538	0-1	.000	0-1	.000	5	0	3	1	1	1	14
UNI*	24	3-6	.500	0-1	.000	2-2	1.000	2	3	1	1	0	0	8
at Indiana State*	30	8-14	.571	1-1	1.000	4-5	.800	7	2	1	2	0	0	21
Bradley*	31	6-12	.500	0-2	.000	6-7	.857	6	2	5	0	0	1	18
at Southern Illinois*	36	8-14	.571	1-3	.333	3-3	1.000	9	3	1	2	1	0	20
Indiana State*	41	5-7	.714	0-1	.000	2-2	1.000	5	2	3	4	0	2	12
at Illinois State*	40	6-14	.429	0-0	.000	0-0	.000	4	3	2	1	4	1	12
at Missouri State*	30	7-12	.583	0-0	.000	6-7	.857	6	4	0	0	2	1	20
Loyola Chicago*	32	6-10	.600	0-1	.000	3-3	1.000	6	2	2	1	0	1	15
at Evansville*	35	5-9	.556	0-0	.000	2-3	.667	6	1	5	4	0	0	12
Evansville*	37	7-10	.700	0-0	.000	2-3	.667	5	1	3	1	0	0	16
Drake*	36	6-14	.429	0-1	.000	4-4	1.000	6	4	2	2	0	0	16
at Bradley*	34	4-14	.286	0-2	.000	2-2	1.000	7	3	1	1	1	2	10



vs. Evansville*	25	4-4	1.000	0-0	.000	2-2	1.000	3	1	1	1	0	1	10
vs. Missouri State*	33	3-9	.333	0-1	.000	3-4	.750	3	4	2	0	2	0	9
Totals = 29	849	166-308	.539	4-27	.148	75-89	.843	130	70	46	44	23	23	411
	29.3							4.5						14.2

2022-23 (at Valparaiso)

Opponent	Min.	FG-FGA	PCT	3-PT. FG	PCT	FT-FTA	PCT	REB	PF	AST	TO	BLK	STL	PTS
Western Michigan*	35	13-24	.542	0-3	.000	2-5	.400	3	2	0	1	1	0	28
at Toledo*	39	8-17	.471	0-1	.000	2-2	1.000	13	2	1	6	1	0	18
at Chicago State*	39	12-16	.750	0-1	.000	3-3	1.000	4	3	0	1	1	0	27
UIW*	40	6-13	.462	3-5	.600	7-8	.875	5	1	1	1	0	0	22
at Samford*	31	2-9	.222	0-3	.000	2-2	1.000	9	4	0	3	2	1	6
vs. South Dakota St.*	39	6-16	.375	0-5	.000	0-0	.000	9	1	1	1	1	2	12
vs. James Madison*	41	11-17	.647	0-2	.000	1-1	1.000	7	5	1	1	0	0	23
at Belmont*	40	9-15	.600	0-2	.000	0-0	.000	5	1	1	1	0	0	18
Murray State*	42	12-21	.571	1-1	1.000	6-6	1.000	8	2	0	1	0	2	31
Trinity Christian*	19	8-11	.727	1-2	.500	3-4	.750	3	4	2	3	0	0	20
at Ole Miss*	37	5-15	.333	0-2	.000	6-7	.857	3	0	1	2	1	0	16
Elon*	24	3-6	.500	1-1	1.000	0-0	.000	4	3	0	4	0	0	7
Stonehill*	33	4-7	.571	0-1	.000	2-4	.500	6	3	0	3	0	0	10
at Drake*	31	6-9	.667	1-2	.500	2-2	1.000	4	4	1	1	1	0	15
Indiana State*	37	6-13	.462	0-2	.000	4-5	.800	5	1	0	0	3	1	16
UNI*	37	9-17	.529	1-3	.333	1-3	.333	4	0	6	1	0	0	20
at Bradley*	28	6-10	.600	0-0	.000	5-6	.833	7	0	3	2	0	1	17
Belmont*	37	6-13	.462	0-1	.000	3-5	.600	8	1	4	4	1	1	15
at Evansville*	29	8-11	.727	0-1	.000	2-3	.667	5	5	5	1	0	0	18
UIC*	36	4-9	.444	0-0	.000	8-10	.800	4	1	5	3	0	1	16
at Illinois State*	34	4-9	.444	1-1	1.000	1-2	.500	8	1	2	2	2	1	10
at UNI*	37	9-17	.529	1-3	.333	3-4	.750	8	3	5	1	0	2	22
Evansville*	36	10-14	.714	0-1	.000	10-11	.909	9	1	4	4	1	0	30
at Missouri State*	45	8-14	.571	0-0	.000	3-4	.750	7	2	3	3	2	2	19
Drake*	38	7-17	.412	2-6	.333	11-12	.917	3	5	1	3	1	0	27
at Indiana State*	37	10-17	.588	2-3	.667	0-1	.000	1	1	0	1	1	1	22
Illinois State*	35	9-14	.643	0-0	.000	6-7	.857	6	2	6	3	1	0	24
Southern Illinois*	39	8-17	.471	0-3	.000	8-10	.800	4	2	3	3	5	1	24
at UIC*	37	14-19	.737	2-2	1.000	4-5	.800	10	3	3	4	1	1	34
Bradley*	38	6-11	.545	1-2	.500	4-5	.800	6	3	4	2	0	0	17
at Murray State*	41	11-16	.688	0-1	.000	2-4	.500	5	5	2	2	1	0	24
vs. Murray State*	32	4-8	.500	0-1	.000	6-6	1.000	6	3	2	3	1	0	14
Totals = 32	1143	244-442	.552	17-61	.279	117-147	.796	189	74	67	71	28	17	622
	35.7							5.9						19.4

LUC LAKETA

2021-22

Opponent	Min.	FG-FGA	PCT	3-PT. FG	PCT	FT-FTA	PCT	REB	PF	AST	TO	BLK	STL	PTS
Longwood	3	0-0	.000	0-0	.000	0-0	.000	0	0	0	0	0	0	0
Kansas City	5	0-1	.000	0-1	.000	0-0	.000	0	0	0	0	0	0	0
Alabama State	2	1-1	1.000	1-1	1.000	0-0	.000	0	0	0	0	0	0	3
Western Michigan	6	1-1	1.000	1-1	1.000	0-0	.000	0	0	0	0	0	1	3
Portland State	2	0-1	.000	0-0	.000	0-0	.000	1	0	0	0	0	0	0
SE Louisiana	3	0-0	.000	0-0	.000	0-0	.000	0	0	1	1	0	0	0
Western Illinois	2	0-0	.000	0-0	.000	0-0	.000	0	0	0	0	0	0	0
at Maryland	2	0-0	.000	0-0	.000	0-0	.000	0	0	0	0	0	0	0
Nebraska	1	0-0	.000	0-0	.000	0-0	.000	0	0	0	0	0	0	0
Michigan State	2	0-0	.000	0-0	.000	0-0	.000	0	0	0	2	0	1	0
Northwestern	3	0-1	.000	0-1	.000	0-0	.000	0	1	0	0	0	0	0
vs. Northwestern	4	1-1	1.000	1-1	1.000	0-0	.000	1	0	0	0	0	0	3
Totals = 12	34	3-6	.500	3-5	.600	0-0	.000	2	1	1	3	0	2	9
	2.8							0.2						0.8

2022-23

Opponent	Min.	FG-FGA	PCT	3-PT. FG	PCT	FT-FTA	PCT	REB	PF	AST	TO	BLK	STL	PTS
Bethune-Cookman	2	0-1	.000	0-1	.000	1-2	.500	0	0	0	0	0	0	1
N.C. A&T	1	0-0	.000	0-0	.000	0-0	.000	1	1	0	0	0	0	0
Omaha	1	0-1	.000	0-1	.000	0-0	.000	1	0	0	0	0	0	0
SE Missouri St.	4	1-1	1.000	1-1	1.000	0-0	.000	2	1	0	0	0	0	3
Totals = 4	10	1-3	.333	1-3	.333	1-2	.500	4	2	0	0	0	0	4
	2.5							1.0						1.0

PATRICK MCCAFFERY

2019-20

Opponent	Min.	FG-FGA	PCT	3-PT. FG	PCT	FT-FTA	PCT	REB	PF	AST	TO	BLK	STL	PTS
SIUE	16	2-7	.286	0-3	.000	0-0	.000	4	0	0	0	0	0	4
DePaul	11	1-3	.333	0-1	.000	0-0	.000	1	2	1	0	0	1	2
Totals = 2	27	3-10	.300	0-4	.000	0-0	.000	5	2	1	0	0	1	6
	13.4							2.5						3.0

INDIVIDUAL CAREER GAME-BY-GAME STATS

IOWA BASKETBALL



2023-24 MEDIA GUIDE

2020-21

Opponent	Min.	FG-FGA	PCT	3-PT. FG	PCT	FT-FTA	PCT	REB	PF	AST	TO	BLK	STL	PTS
N.C. Central	21	5-10	.500	1-4	.250	5-8	.625	3	0	1	0	1	1	16
Southern	20	3-7	.429	0-2	.000	1-4	.250	3	3	2	1	0	1	7
Western Illinois	15	3-9	.333	1-4	.250	3-4	.750	6	2	3	0	0	0	10
North Carolina	11	0-3	.000	0-3	.000	0-0	.000	4	0	2	0	0	1	0
Iowa State	17	1-4	.250	1-1	1.000	3-4	.750	5	0	0	1	1	2	6
Northern Illinois	21	4-9	.444	2-5	.400	4-4	1.000	4	2	2	0	1	0	14
vs. Gonzaga	10	0-1	.000	0-0	.000	0-0	.000	0	1	0	0	0	0	0
Purdue	12	1-1	1.000	1-1	1.000	0-0	.000	1	0	0	2	0	0	3
at Minnesota	13	1-5	.200	0-1	.000	3-4	.750	4	1	0	1	0	0	5
Northwestern	14	2-3	.667	0-1	.000	0-0	.000	4	1	2	2	1	0	4
at Rutgers	10	1-4	.250	0-0	.000	0-0	.000	3	1	0	0	0	0	2
at Maryland	19	4-6	.667	2-2	1.000	0-0	.000	3	0	1	0	0	0	10
Minnesota	14	2-5	.400	0-0	.000	0-0	.000	4	1	0	0	0	0	4
at Northwestern	13	1-2	.500	0-1	.000	3-4	.750	1	0	1	0	2	0	5
Indiana	13	0-4	.000	0-0	.000	0-0	.000	2	1	0	0	0	0	0
at Illinois	14	0-3	.000	0-0	.000	0-0	.000	2	2	2	0	0	0	0
Michigan State	15	2-2	1.000	0-0	.000	0-1	.000	4	0	0	0	1	0	4
Ohio State	13	4-4	1.000	0-0	.000	0-0	.000	1	0	0	1	0	1	8
at Indiana	11	0-5	.000	0-2	.000	0-0	.000	1	2	1	0	0	0	0
Rutgers	14	2-3	.667	1-2	.500	0-0	.000	1	0	3	0	1	2	5
at Michigan State	19	3-7	.429	0-1	.000	0-0	.000	5	0	1	0	0	1	6
at Wisconsin	11	1-2	.500	0-1	.000	0-0	.000	1	0	0	1	1	0	2
Penn State	14	1-1	1.000	1-1	1.000	1-2	.500	1	1	1	0	0	0	4
at Michigan	14	0-4	.000	0-1	.000	0-0	.000	4	0	0	1	0	0	0
at Ohio State	13	1-4	.250	0-1	.000	2-2	1.000	0	0	2	0	0	1	4
Nebraska	20	8-13	.615	3-6	.500	0-0	.000	6	1	0	1	0	0	19
Wisconsin	15	1-3	.333	0-1	.000	0-0	.000	1	0	1	1	0	0	2
vs. Wisconsin	13	1-2	.500	0-0	.000	0-0	.000	4	0	0	0	2	0	2
vs. Illinois	11	2-2	1.000	0-0	.000	0-0	.000	1	1	2	1	0	0	4
vs. Grand Canyon	15	2-3	.667	0-0	.000	2-2	1.000	2	0	0	0	0	0	6
vs. Oregon	20	4-6	.667	0-2	.000	2-2	1.000	2	0	1	0	1	1	10
Totals = 31	454	60-137	.438	13-43	.302	29-41	.707	83	20	28	13	12	11	162
	14.7							2.7						5.2

2021-22

Opponent	Min.	FG-FGA	PCT	3-PT. FG	PCT	FT-FTA	PCT	REB	PF	AST	TO	BLK	STL	PTS
Longwood*	22	3-6	.500	0-3	.000	5-6	.833	4	0	4	2	0	0	11
Kansas City*	23	5-10	.500	0-1	.000	0-0	.000	2	0	2	0	0	1	10
N.C. Central*	23	4-11	.364	1-4	.250	6-6	1.000	1	0	1	2	0	0	15
Portland State*	20	5-10	.500	1-3	.333	3-3	1.000	2	0	1	1	0	1	14
at Virginia*	24	3-6	.500	1-1	1.000	0-0	.000	3	0	3	0	1	1	7
at Purdue*	28	4-13	.308	0-4	.000	7-10	.700	5	2	3	0	0	0	15
Illinois*	24	5-11	.455	2-2	1.000	0-1	.000	2	1	0	0	0	0	12
at Iowa State*	26	2-9	.222	1-5	.200	2-2	1.000	4	1	1	1	1	0	7
vs. Utah State*	21	5-9	.556	1-3	.333	1-2	.500	6	1	3	1	0	2	12
SE Louisiana*	26	5-10	.500	2-4	.500	4-4	1.000	3	0	2	0	0	2	16
Western Illinois*	24	4-8	.500	1-2	.500	2-2	1.000	3	0	1	2	2	0	11
Maryland*	22	2-8	.250	1-2	.500	0-0	.000	5	0	0	0	0	0	5
at Wisconsin*	26	4-10	.400	0-2	.000	2-3	.667	7	4	3	0	1	0	10
Indiana*	20	1-4	.250	0-0	.000	3-4	.750	1	0	0	0	0	3	5
at Minnesota*	31	4-11	.364	2-5	.400	2-4	.500	3	0	1	1	0	1	12
at Rutgers*	27	4-12	.333	1-5	.200	2-4	.500	3	0	2	0	1	1	11
Penn State*	30	4-9	.444	3-6	.500	0-0	.000	2	1	4	0	2	2	11
Purdue*	30	5-9	.556	1-5	.200	0-0	.000	4	1	1	0	0	0	11
at Penn State*	38	6-13	.462	3-6	.500	1-2	.500	7	3	1	1	0	1	16
Minnesota*	29	8-14	.571	2-3	.667	0-0	.000	7	0	0	0	1	0	18
at Maryland*	23	2-7	.286	1-4	.250	1-2	.500	2	1	3	1	0	0	6
Nebraska*	25	3-10	.300	0-4	.000	3-4	.750	5	1	4	1	0	2	9
Michigan*	27	6-11	.545	0-2	.000	1-1	1.000	5	1	1	2	1	0	13
at Ohio State*	20	2-8	.250	0-1	.000	3-5	.600	5	0	2	1	1	0	7
Michigan State*	22	2-9	.222	1-2	.500	0-0	.000	6	0	0	0	1	0	5
at Nebraska*	21	4-9	.444	2-5	.400	0-0	.000	2	1	1	2	0	0	10
at Michigan*	18	2-6	.333	0-2	.000	0-0	.000	4	1	1	0	1	1	4
vs. Northwestern*	18	3-6	.500	1-4	.250	3-5	.600	2	0	1	0	0	1	10
vs. Rutgers*	16	1-2	.500	0-0	.000	1-2	.500	2	1	1	2	0	0	3
vs. Indiana*	26	7-11	.636	0-1	.000	2-2	1.000	2	1	1	1	1	0	16
vs. Purdue*	19	2-5	.400	1-2	.500	1-3	.333	3	1	1	0	1	0	6
vs. Richmond*	25	7-17	.412	4-7	.571	0-0	.000	2	1	1	0	0	0	18
Totals = 32	773	124-294	.422	33-100	.330	13-18	.714	114	23	50	21	15	19	336
	24.2							3.6						10.5



2022-23

Opponent	Min.	FG-FGA	PCT	3-PT. FG	PCT	FT-FTA	PCT	REB	PF	AST	TO	BLK	STL	PTS
Bethune-Cookman*	21	3-7	.429	3-5	.600	3-6	.500	6	1	1	1	0	1	12
N.C. A&T*	25	8-15	.533	2-4	.500	3-3	1.000	5	0	2	1	0	1	21
at Seton Hall*	21	3-8	.375	1-2	.500	4-5	.800	5	2	1	2	0	1	11
Omaha*	26	4-8	.500	1-3	.333	7-7	1.000	5	1	3	1	0	3	16
vs. Clemson*	31	7-14	.500	1-6	.167	6-7	.857	5	0	1	1	1	0	21
vs. TCU*	16	0-5	.000	0-3	.000	0-0	.000	0	1	0	1	0	0	0
Georgia Tech*	26	2-8	.250	1-5	.200	4-5	.800	3	0	0	1	1	0	9
vs. Duke*	21	4-8	.500	1-3	.333	3-4	.750	4	1	1	3	0	0	12
Iowa State*	27	5-8	.625	3-5	.600	0-0	.000	1	1	1	2	0	0	13
Wisconsin*	33	8-16	.500	3-8	.375	5-6	.833	7	1	0	1	1	1	24
SE Missouri St.*	26	7-14	.500	3-5	.600	3-3	1.000	8	1	1	0	0	1	20
Eastern Illinois*	32	3-15	.200	0-7	.000	6-9	.667	13	2	4	0	0	0	12
at Nebraska*	28	1-9	.111	1-4	.250	0-0	.000	3	0	2	0	0	1	3
at Penn State*	25	1-6	.167	1-4	.250	2-2	1.000	2	0	1	0	1	1	5
Rutgers	13	3-5	.600	3-3	1.000	0-0	.000	2	0	2	2	1	1	9
Northwestern	9	0-0	.000	0-0	.000	1-2	.500	0	1	0	1	0	0	1
Illinois	13	1-4	.250	0-0	.000	1-2	.500	0	2	1	0	0	0	3
at Purdue	19	4-6	.667	1-1	1.000	0-1	.000	2	1	2	2	2	5	9
at Minnesota	16	3-8	.375	0-2	.000	0-0	.000	2	0	0	0	1	1	6
Ohio State	20	3-8	.375	1-5	.200	2-2	1.000	5	0	1	0	0	1	9
at Northwestern	16	1-5	.200	1-4	.250	1-2	.500	3	3	0	2	0	0	4
at Wisconsin	18	0-3	.000	0-3	.000	0-0	.000	0	1	1	0	1	0	0
Michigan State	23	3-7	.429	1-4	.250	0-0	.000	4	2	1	1	0	1	7
at Indiana	15	1-2	.500	0-1	.000	0-0	.000	0	0	0	2	0	1	2
Nebraska	25	7-14	.500	6-10	.600	3-4	.750	4	1	0	2	0	2	23
vs. Ohio State	21	4-8	.500	1-4	.250	0-0	.000	3	0	0	0	0	0	9
vs. Auburn	24	2-4	.500	0-1	.000	0-0	.000	2	1	2	2	1	0	4
Totals = 27	604	88-215	.409	35-102	.343	54-70	.771	94	23	28	28	10	22	265
	22.4							3.5						9.8

RILEY MULVEY

2021-22

Opponent	Min.	FG-FGA	PCT	3-PT. FG	PCT	FT-FTA	PCT	REB	PF	AST	TO	BLK	STL	PTS
Longwood	10	0-1	.000	0-0	.000	0-0	.000	1	2	1	0	0	0	0
Kansas City	5	0-0	.000	0-0	.000	0-0	.000	1	1	0	0	1	0	0
Alabama State	9	0-0	.000	0-0	.000	2-2	1.000	5	0	0	1	0	0	2
Western Michigan	13	3-5	.600	0-0	.000	2-2	1.000	4	1	0	1	0	0	8
Portland State	2	0-0	.000	0-0	.000	0-0	.000	0	0	0	0	0	0	0
at Purdue	3	0-0	.000	0-0	.000	0-0	.000	1	2	0	1	0	0	0
vs. Utah State	2	0-0	.000	0-0	.000	0-0	.000	0	0	0	0	0	0	0
SE Louisiana	5	1-1	1.000	0-0	.000	0-0	.000	2	1	1	0	0	0	2
Western Illinois	2	0-0	.000	0-0	.000	0-0	.000	0	0	0	0	1	0	0
at Wisconsin	6	1-1	1.000	0-0	.000	0-0	.000	1	1	0	0	0	0	2
Indiana	1	0-0	.000	0-0	.000	0-0	.000	0	2	0	1	0	0	0
at Maryland	4	0-0	.000	0-0	.000	0-0	.000	0	1	0	0	0	0	0
Nebraska	2	0-0	.000	0-0	.000	0-0	.000	0	0	0	0	0	0	0
Michigan State	2	0-1	.000	0-0	.000	0-0	.000	0	0	0	0	0	0	0
Northwestern	3	0-0	.000	0-0	.000	0-0	.000	0	0	0	0	0	0	0
vs. Northwestern	8	1-2	.500	0-1	.000	0-0	.000	0	0	0	0	3	0	2
vs. Purdue	4	0-1	.000	0-1	.000	0-0	.000	0	1	0	0	0	0	0
Totals = 17	81	6-12	.500	0-2	.000	4-4	1.000	15	12	2	4	5	0	16
	4.8							0.9						0.9

2022-23

Opponent	Min.	FG-FGA	PCT	3-PT. FG	PCT	FT-FTA	PCT	REB	PF	AST	TO	BLK	STL	PTS
Bethune-Cookman	2	0-0	.000	0-0	.000	0-0	.000	0	0	0	0	1	0	0
N.C. A&T	8	2-5	.400	0-1	.000	0-0	.000	2	0	0	0	1	0	4
Omaha	5	0-1	.000	0-0	.000	0-0	.000	0	0	1	0	0	0	0
vs TCU	2	0-0	.000	0-0	.000	0-0	.000	1	0	0	0	0	0	0
SE Missouri St.	6	0-1	.000	0-0	.000	1-2	.500	4	0	1	1	1	0	1
Indiana	1	0-0	.000	0-0	.000	0-0	.000	1	0	0	0	0	0	0
Michigan	12	2-2	1.000	0-0	.000	0-0	.000	2	1	0	0	0	1	4
at Ohio State	5	1-1	1.000	0-0	.000	0-0	.000	1	1	0	0	1	0	2
Rutgers	0+	0-0	.000	0-0	.000	0-0	.000	0	0	0	0	0	0	0
Illinois	0+	0-0	.000	0-0	.000	0-0	.000	0	0	0	0	0	0	0
at Indiana	1	0-0	.000	0-0	.000	0-0	.000	0	0	0	0	1	0	0
Totals = 12	49	5-10	.500	0-1	.000	1-2	.500	11	2	2	1	5	1	11
	4.1							0.9						0.9



TONY PERKINS

2020-21

Opponent	Min.	FG-FGA	PCT	3-PT. FG	PCT	FT-FTA	PCT	REB	PF	AST	TO	BLK	STL	PTS
N.C. Central	9	2-5	.400	0-0	.000	0-0	.000	0	2	2	0	0	1	4
Southern	6	0-1	.000	0-0	.000	0-0	.000	1	1	0	0	0	0	0
Western Illinois	7	0-0	.000	0-0	.000	0-0	.000	1	1	0	0	0	0	0
Iowa State	4	1-1	1.000	0-0	.000	2-2	1.000	1	1	0	0	0	0	4
Northern Illinois	10	2-6	.333	0-1	.000	0-0	.000	7	0	2	0	0	2	4
at Minnesota	0+	0-0	.000	0-0	.000	0-0	.000	0	1	0	0	0	0	0
at Rutgers	5	0-1	.000	0-0	.000	1-2	.500	0	0	0	1	0	0	1
at Maryland	1	0-0	.000	0-0	.000	0-0	.000	0	0	0	0	0	0	0
at Northwestern	6	2-2	1.000	0-0	.000	0-0	.000	0	0	0	0	0	0	4
Indiana	6	0-1	.000	0-0	.000	0-0	.000	1	1	0	0	0	0	0
at Illinois	7	1-2	.500	0-0	.000	0-1	.000	3	0	2	0	0	0	2
Michigan State	13	2-2	1.000	0-0	.000	0-1	.000	1	3	0	0	0	0	4
Ohio State	0+	0-0	.000	0-0	.000	0-0	.000	0	1	0	0	0	0	0
at Indiana	15	0-0	.000	0-0	.000	3-4	.750	2	1	0	1	0	0	3
Rutgers	6	0-1	.000	0-0	.000	0-0	.000	2	2	1	0	0	0	0
at Michigan State	10	0-0	.000	0-0	.000	1-2	.500	3	1	1	1	1	0	1
Penn State	0+	0-0	.000	0-0	.000	0-0	.000	0	0	0	0	0	0	0
at Michigan	4	0-1	.000	0-0	.000	0-0	.000	1	0	0	0	0	0	0
Nebraska	11	0-1	.000	0-1	.000	0-2	.000	3	0	3	0	0	1	0
Wisconsin	3	0-0	.000	0-0	.000	0-0	.000	1	0	0	0	0	0	0
vs. Wisconsin	1	0-0	.000	0-0	.000	0-0	.000	0	0	0	0	0	0	0
vs. Illinois	5	2-4	.500	0-0	.000	0-0	.000	1	2	1	0	0	0	4
vs. Grand Canyon	6	1-1	1.000	0-0	.000	0-1	.000	2	0	2	0	0	0	2
vs. Oregon	13	2-4	.500	1-1	1.000	0-0	.000	1	4	2	0	0	1	5
Totals = 24	149	15-33	.455	1-3	.333	7-15	.467	31	21	16	3	1	5	38
	6.2							1.3						1.6

2021-22

Opponent	Min.	FG-FGA	PCT	3-PT. FG	PCT	FT-FTA	PCT	REB	PF	AST	TO	BLK	STL	PTS
Longwood	19	1-7	.143	0-2	.000	4-4	1.000	5	3	2	2	1	0	6
Kansas City	14	1-3	.333	0-0	.000	3-3	1.000	3	2	0	2	0	3	5
N.C. Central	20	4-7	.571	2-2	1.000	3-4	.750	2	1	1	0	0	3	13
Alabama State	16	2-6	.333	1-3	.333	0-0	.000	2	0	3	0	0	0	5
Western Michigan	17	5-6	.833	1-1	1.000	4-4	1.000	0	2	1	0	0	2	15
Portland State	13	4-6	.667	0-0	.000	2-2	1.000	2	2	0	2	0	0	10
at Virginia	9	2-3	.667	0-0	.000	0-0	.000	1	1	0	1	0	1	4
at Purdue	23	5-11	.455	1-2	.500	3-3	1.000	2	2	1	2	0	2	14
Illinois	24	6-8	.750	2-3	.667	2-3	.667	0	3	0	0	0	1	16
at Iowa State	26	3-10	.300	0-3	.000	3-3	1.000	1	3	1	0	0	1	9
vs. Utah State	18	0-5	.000	0-4	.000	2-2	1.000	3	2	4	0	1	2	2
SE Louisiana	19	3-8	.375	1-3	.333	1-2	.500	1	1	1	1	0	1	8
Western Illinois	21	2-4	.500	0-0	.000	0-0	.000	3	1	2	1	0	0	4
Maryland	14	2-6	.333	0-2	.000	2-2	1.000	2	3	2	1	0	1	6
at Wisconsin	11	0-4	.000	0-1	.000	0-0	.000	1	2	1	0	0	0	0
Indiana	11	3-5	.600	0-0	.000	2-2	1.000	1	1	1	3	0	1	8
at Minnesota	12	2-3	.667	0-0	.000	1-1	1.000	2	1	1	1	0	0	5
at Rutgers	10	0-2	.000	0-1	.000	0-0	.000	0	1	0	1	0	1	0
Penn State	15	2-7	.286	0-3	.000	0-0	.000	4	3	0	0	0	0	4
Purdue	16	1-5	.200	0-1	.000	0-0	.000	2	3	1	0	0	0	2
at Penn State	16	2-4	.500	0-0	.000	0-0	.000	2	1	1	1	0	1	4
Minnesota*	18	1-4	.250	0-1	.000	0-0	.000	0	0	1	3	0	0	2
at Maryland*	16	2-4	.500	0-0	.000	1-2	.500	4	0	3	1	0	1	5
Nebraska*	11	2-3	.667	0-1	.000	0-0	.000	0	2	0	0	0	0	4
Michigan*	15	2-4	.500	0-0	.000	0-0	.000	2	1	5	0	0	0	4
at Ohio State*	10	2-6	.333	0-0	.000	0-0	.000	3	2	0	0	0	0	4
Michigan State*	17	1-5	.200	0-1	.000	3-3	1.000	2	0	2	1	0	1	5
at Nebraska*	26	8-10	.800	2-2	1.000	2-2	1.000	5	1	0	0	1	0	20
Northwestern*	22	3-7	.429	0-1	.000	0-1	.000	4	3	0	0	0	5	6
at Michigan*	27	5-10	.500	1-1	1.000	2-2	1.000	4	1	1	1	0	2	13
at Illinois*	34	6-13	.462	2-3	.667	3-7	.429	12	2	5	1	0	1	17
vs. Northwestern*	18	2-6	.333	2-2	1.000	0-0	.000	4	1	6	0	0	1	6
vs. Rutgers*	25	6-9	.667	2-3	.667	2-2	1.000	1	1	3	2	0	0	16
vs. Indiana*	26	3-8	.375	0-3	.000	2-3	.667	3	3	5	3	0	0	8
vs. Purdue*	27	4-8	.500	0-2	.000	3-5	.600	4	2	4	0	0	1	11
vs. Richmond*	19	2-5	.400	0-2	.000	2-3	.667	1	5	1	3	0	0	6
Totals = 36	654	99-222	.446	17-53	.321	142-190	.800	88	65	59	33	3	32	267
	18.2							2.4						7.4



2022-23

Opponent	Min.	FG-FGA	PCT	3-PT. FG	PCT	FT-FTA	PCT	REB	PF	AST	TO	BLK	STL	PTS
Bethune Cookman*	19	7-9	.778	2-2	1.000	0-0	.000	2	1	5	1	0	1	16
N.C. A&T*	19	3-7	.429	0-1	.000	0-1	.000	2	1	6	0	0	2	6
at Seton Hall*	33	6-12	.500	0-2	.000	6-8	.750	1	2	5	2	0	3	18
vs. Clemson*	20	1-6	.167	0-1	.000	9-10	.900	4	4	2	3	0	2	11
vs. TCU*	20	7-15	.467	0-2	.000	1-2	.500	0	2	0	2	2	3	15
Georgia Tech*	32	4-9	.444	0-3	.000	3-6	.500	2	2	3	1	1	0	11
vs. Duke*	22	2-10	.200	1-2	.500	0-0	.000	2	2	1	1	0	1	5
Iowa State*	31	3-11	.273	2-4	.500	2-2	1.000	6	4	3	1	1	2	10
Wisconsin*	43	7-15	.467	1-3	.333	2-3	.667	6	3	3	4	0	1	17
SE Missouri St.*	19	1-5	.200	0-1	.000	1-4	.250	1	0	2	2	0	0	3
Eastern Illinois*	37	6-13	.462	2-4	.500	1-2	.500	8	4	5	3	0	1	15
at Nebraska*	21	1-6	.167	1-1	1.000	0-0	.000	2	3	2	0	0	0	3
at Penn State*	36	6-12	.500	1-4	.250	4-6	.667	7	3	3	1	0	1	17
Indiana*	29	3-12	.250	0-2	.000	4-4	1.000	4	1	4	3	0	1	10
at Rutgers*	27	2-10	.200	1-5	.200	0-0	.000	7	1	2	2	1	2	5
Michigan*	16	1-6	.167	0-1	.000	0-0	.000	2	0	1	2	1	0	2
Maryland*	37	10-13	.769	0-0	.000	2-3	.667	4	2	3	3	2	1	22
at Ohio State*	28	2-7	.286	0-0	.000	4-5	.800	6	2	1	1	0	1	8
at Michigan State*	28	2-5	.400	0-1	.000	2-2	1.000	2	0	0	2	0	2	6
Rutgers*	33	2-9	.222	1-1	1.000	6-7	.857	7	1	2	2	0	1	11
Northwestern*	30	3-7	.429	1-3	.333	5-6	.833	2	2	0	1	1	2	12
Illinois*	34	8-11	.727	1-2	.500	15-16	.938	3	2	2	2	0	2	32
at Purdue*	26	4-10	.400	0-0	.000	0-0	.000	2	3	1	0	1	2	8
at Minnesota*	37	3-12	.250	0-1	.000	1-1	1.000	7	4	6	1	0	3	7
Ohio State*	36	11-16	.688	2-3	.667	0-1	.000	2	2	3	1	0	1	24
at Northwestern*	28	5-9	.556	0-1	.000	1-2	.500	5	3	3	2	1	1	11
at Wisconsin*	33	4-14	.286	0-5	.000	5-5	1.000	2	3	0	2	0	1	13
Michigan State*	38	9-12	.750	4-5	.800	2-3	.667	9	3	6	3	0	3	24
at Indiana*	35	7-12	.583	1-2	.500	8-10	.800	10	0	8	1	0	0	23
Nebraska*	25	3-6	.500	0-0	.000	0-0	.000	4	1	4	1	0	3	6
vs. Ohio State*	35	6-12	.500	1-3	.333	3-5	.600	6	1	1	4	2	2	16
vs. Auburn*	26	4-12	.333	0-1	.000	0-0	.000	4	5		1	0	1	8
Totals = 32	949	143-325	.400	22-66	.333	87-114	.763	131	67	88	55	13	46	395
	29.7							4.1						12.3

PAYTON SANDFORT

2021-22

Opponent	Min.	FG-FGA	PCT	3-PT. FG	PCT	FT-FTA	PCT	REB	PF	AST	TO	BLK	STL	PTS
Longwood	16	3-10	.300	2-7	.286	0-0	.000	2	1	2	0	0	0	8
Kansas City	13	2-5	.400	0-3	.000	2-2	1.000	0	0	1	0	0	0	6
N.C. Central	9	0-1	.000	0-1	.000	0-0	.000	1	0	1	0	0	0	0
Alabama State	21	7-15	.467	5-12	.417	2-2	1.000	2	2	2	0	0	0	21
Western Michigan	16	6-10	.600	5-7	.714	2-2	1.000	3	0	0	0	1	1	19
Portland State	20	1-5	.200	0-4	.000	2-2	1.000	2	2	1	2	0	0	4
at Virginia	3	0-1	.000	0-1	.000	0-0	.000	0	0	0	0	1	0	0
at Purdue	7	0-2	.000	0-2	.000	1-2	.500	1	0	1	2	0	1	1
Illinois	10	2-3	.667	1-2	.500	0-0	.000	1	0	0	0	1	0	5
at Iowa State	5	0-3	.000	0-2	.000	0-0	.000	0	0	0	1	0	0	0
vs. Utah State	8	0-3	.000	0-1	.000	0-0	.000	3	4	1	0	0	0	0
SE Louisiana	17	3-9	.333	2-7	.286	2-2	1.000	2	1	1	1	0	1	10
Western Illinois	17	5-7	.714	3-3	1.000	0-0	.000	5	1	0	0	0	1	13
Maryland	2	0-0	.000	0-0	.000	0-0	.000	0	0	0	0	0	0	0
at Wisconsin	7	0-2	.000	0-1	.000	0-0	.000	1	1	2	1	0	0	0
Indiana	1	0-0	.000	0-0	.000	0-0	.000	0	0	0	0	0	0	0
at Minnesota	9	1-2	.500	0-1	.000	0-0	.000	1	2	2	0	0	0	2
at Rutgers	3	0-1	.000	0-0	.000	0-0	.000	0	0	0	0	0	0	0
Purdue	6	1-3	.333	1-1	1.000	0-0	.000	0	1	1	0	0	0	3
at Penn State	11	2-4	.500	1-3	.333	0-0	.000	1	1	0	0	0	0	5
Minnesota	10	2-4	.500	1-3	.333	0-0	.000	3	1	1	0	1	0	5
at Maryland	14	3-4	.750	3-3	1.000	0-0	.000	3	2	0	1	0	0	9
Nebraska	17	5-8	.625	2-4	.500	0-0	.000	8	4	1	1	0	0	12
Michigan	14	1-6	.167	0-4	.000	0-0	.000	3	0	0	1	0	0	2
at Ohio State	1	0-0	.000	0-0	.000	0-0	.000	0	0	0	1	0	0	0
Michigan State	13	2-6	.333	1-4	.250	0-0	.000	5	1	1	2	0	0	5
at Nebraska	4	0-1	.000	0-0	.000	0-0	.000	1	0	0	0	0	0	0
Northwestern	14	1-4	.250	0-3	.000	2-2	1.000	4	1	0	1	0	0	4
at Illinois	15	3-3	1.000	1-1	1.000	0-0	.000	1	0	1	0	0	0	7
vs. Northwestern	15	5-9	.556	3-5	.600	0-0	.000	2	2	0	1	0	0	13
vs. Rutgers	9	0-3	.000	0-1	.000	2-2	1.000	5	0	1	0	0	0	2
vs. Indiana	7	1-3	.333	1-2	.500	0-0	.000	2	0	2	0	0	0	3
vs. Purdue	15	4-4	1.000	2-2	1.000	0-0	.000	0	1	0	1	0	1	10
vs. Richmond	8	1-5	.200	0-3	.000	0-0	.000	3	1	0	0	0	0	2
Totals = 34	356	61-146	.418	34-93	.366	15-16	.938	65	29	22	16	4	5	171
	10.5							1.9						5.0



2022-23															
Opponent	Min.	FG-FGA	PCT	3-PT. FG	PCT	FT-FTA	PCT	REB	PF	AST	TO	BLK	STL	PTS	
Bethune-Cookman*	19	7-9	.778	2-2	1.000	0-0	.000	2	1	5	1	0	1	16	
N.C. A&T*	19	3-7	.429	0-1	.000	0-1	.000	2	1	6	0	0	2	6	
at Seton Hall*	33	6-12	.500	0-2	.000	6-8	.750	1	2	5	2	0	3	18	
vs. Clemson*	20	1-6	.167	0-1	.000	9-10	.900	4	4	2	3	0	2	11	
vs. TCU*	20	7-15	.467	0-2	.000	1-2	.500	0	2	0	2	2	3	15	
Georgia Tech*	32	4-9	.444	0-3	.000	3-6	.500	2	2	3	1	1	0	11	
vs Duke	22	2-10	.200	1-2	.500	0-0	.000	2	2	1	1	0	1	5	
Iowa State.	21	3-11	.273	2-4	.500	2-2	1.000	6	4	3	1	1	2	10	
Wisconsin	43	7-15	.467	1-3	.333	2-3	.667	6	3	3	4	0	1	17	
SE Missouri St.	19	1-5	.200	0-1	.000	1-4	.250	1	0	2	2	0	0	3	
Eastern Illinois*	37	6-13	.462	2-4	.500	1-2	.500	8	4	5	3	0	1	15	
at Nebraska	21	1-6	.167	1-1	1.000	0-0	.000	2	3	2	0	0	0	3	
at Penn State	36	6-12	.500	1-4	.250	4-6	.667	7	3	3	1	0	1	17	
Indiana	29	3-12	.250	0-2	.000	4-4	1.000	4	1	4	3	0	1	10	
at Rutgers	27	2-10	.200	1-5	.200	0-0	.000	7	1	2	2	1	2	5	
Michigan	16	1-6	.167	0-1	.000	0-0	.000	2	0	1	2	1	0	2	
Maryland	37	10-13	.769	0-0	.000	2-3	.667	4	2	3	3	2	1	22	
at Ohio State	28	2-7	.286	0-0	.000	4-5	.800	6	2	1	1	0	1	8	
at Michigan State	28	2-5	.400	0-1	.000	2-2	1.000	2	0	0	2	0	2	6	
Rutgers	33	2-9	.222	1-1	1.000	6-7	.857	7	1	2	2	0	1	11	
Northwestern	30	3-7	.429	1-3	.333	5-6	.833	2	2	0	1	1	2	12	
Illinois	34	8-11	.727	1-2	.500	15-16	.938	3	2	2	2	0	2	32	
at Purdue	26	4-10	.400	0-0	.000	0-0	.000	2	3	1	0	1	2	8	
at Minnesota	37	3-12	.250	0-1	.000	1-1	1.000	7	4	6	1	0	3	7	
Ohio State	36	11-16	.688	2-3	.667	0-1	.000	2	2	3	1	0	1	24	
at Northwestern	28	5-9	.556	0-1	.000	1-2	.500	5	3	3	2	1	1	11	
at Wisconsin	33	4-14	.286	0-5	.000	5-5	1.000	2	3	0	2	0	1	13	
Michigan State	38	9-12	.750	4-5	.800	2-3	.667	9	3	6	3	0	3	24	
at Indiana	35	7-12	.583	1-2	.500	8-10	.800	10	0	8	1	0	0	23	
Nebraska	25	3-6	.500	0-0	.000	0-0	.000	4	1	4	1	0	3	6	
vs. Ohio State	35	6-12	.500	1-3	.333	3-5	.600	6	1	1	4	2	2	16	
vs. Auburn	26	4-12	.333	0-1	.000	0-0	.000	4	5	1	1	0	1	8	
Totals =															



**Overall: 19-14****Big Ten: 11-9****Home: 14-3****Away: 4-7****Neutral: 1-4**

Date	Opponent	Result	Attend.	Top Scorer	Top Rebounder
Nov. 7	Bethune-Cookman	W, 89-58	9,545	Tony Perkins, 16	Filip Rebraca, 10
Nov. 11	North Carolina A&T	W, 112-71	11,296	Kris Murray, 22	Kris Murray, 8
\$ Nov. 16	at Seton Hall	W, 83-67	8,933	Kris Murray, 29	Murray/Rebraca, 11
Nov. 21	Omaha	W, 100-64	9,467	Kris Murray, 30	Filip Rebraca, 8
~ Nov. 25	vs. Clemson	W, 74-71	1,880	Patrick McCaffery, 21	Kris Murray, 12
~ Nov. 26	vs. TCU	L, 66-79	1,624	Perkins/Ulis, 15	Kris Murray, 10
^ Nov. 29	Georgia Tech	W, 81-65	10,450	Kris Murray, 31	Kris Murray, 20
# Dec. 6	vs. #15 Duke	L, 62-74	17,828	P. McCaffery/Bowen, 12	Filip Rebraca, 8
+ Dec. 8	#20 Iowa State	W, 75-56	14,535	Filip Rebraca, 22	Filip Rebraca, 11
* Dec. 11	Wisconsin	L, 75-78 (OT)	12,430	Patrick McCaffery, 24	Connor McCaffery, 10
Dec. 17	SE Missouri State	W, 106-75	11,240	Filip Rebraca, 30	Filip Rebraca, 9
Dec. 21	Eastern Illinois	L, 83-92	10,553	Filip Rebraca, 24	Patrick McCaffery, 13
* Dec. 29	at Nebraska	L, 50-66	14,920	Kris Murray, 17	Filip Rebraca, 13
* Jan. 1	at Penn State	L, 79-83	6,060	Kris Murray, 32	Kris Murray, 9
* Jan. 5	#15 Indiana	W, 91-89	11,916	Kris Murray, 30	Murray/Rebraca, 10
* Jan. 8	at Rutgers	W, 76-65	8,000	Payton Sandfort, 22	Filip Rebraca, 12
* Jan. 12	Michigan	W, 93-84 (OT)	11,498	Kris Murray, 27	Filip Rebraca, 12
* Jan. 15	Maryland	W, 81-67	13,376	Tony Perkins, 22	Payton Sandfort, 7
* Jan. 21	at Ohio State	L, 77-93	13,360	Kris Murray, 22	Kris Murray, 7
* Jan. 26	at Michigan State	L, 61-63	14,797	Ahron Ulis, 17	Filip Rebraca, 11
* Jan. 29	Rutgers	W, 93-82	13,907	Kris Murray, 24	Payton Sandfort, 8
* Jan. 31	Northwestern	W, 86-70	11,667	Rebraca/Sandfort, 20	Filip Rebraca, 10
* Feb. 4	Illinois	W, 81-79	15,056	Tony Perkins, 32	Kris Murray, 7
* Feb. 9	at #1 Purdue	L, 73-87	14,876	Kris Murray, 24	Filip Rebraca, 5
* Feb. 12	at Minnesota	W, 68-56	10,683	Kris Murray, 28	Kris Murray, 14
* Feb. 16	Ohio State	W, 92-75	13,257	Tony Perkins, 24	Connor McCaffery, 6
* Feb. 19	at Northwestern	L, 60-80	7,039	Kris Murray, 14	Filip Rebraca, 7
* Feb. 22	at Wisconsin	L, 52-64	16,029	Perkins, Rebraca, 13	Connor McCaffery, 8
* Feb. 25	Michigan State	W, 112-106 (OT)	15,056	Kris Murray, 26	Tony Perkins, 9
* Feb. 28	at #15 Indiana	W, 90-68	17,222	Murray/Perkins, 26	Tony Perkins, 10
* March 5	Nebraska	L, 77-81	15,056	Patrick McCaffery, 23	Connor McCaffery, 8
% March 9	vs. Ohio State	L, 69-73	15,537	Filip Rebraca, 20	Filip Rebraca, 7
! March 16	vs. Auburn	L, 75-83	15,154	Payton Sandfort, 21	Kris Murray, 9

\$ - Gavitt Games

~ - Emerald Coast Classic -- Niceville, Florida

^ - ACC/Big Ten Challenge

+ - Iowa Corn Cy-Hawk Series

- Madison Square Garden -- New York

* - Big Ten Conference Game

% - Big Ten Tournament -- Chicago

! - NCAA Tournament -- Birmingham, Alabama



OVERALL GAMES: 19-14

Player	GP-GS	FG-FGA	PCT	3-pt. FG-FGA	3-pt. PCT	FT-FTA	PCT	REB	AVG	PF-D	AST	TO	BK	ST	PTS	AVG	MIN
Murray	29-29	217-456	.476	66-197	.335	86-118	.729	230	7.9	61-0	58	44	34	30	586	20.2	34.9
Rebraca	33-33	177-310	.571	2-6	.333	108-161	.671	249	7.5	90-3	67	54	31	18	464	14.1	31.5
Perkins	32-32	143-325	.440	22-66	.333	87-114	.763	131	4.1	67-1	88	55	13	46	395	12.3	29.7
Sandfort	33-7	115-285	.404	59-172	.343	51-59	.864	134	4.1	62-0	48	22	7	19	340	10.3	20.7
McCaffery, P.	27-14	88-215	.409	35-102	.343	54-70	.771	94	3.5	23-0	28	28	10	22	265	9.8	22.4
McCaffery, C.	32-22	61-159	.384	38-114	.333	49-56	.875	131	4.1	89-2	117	30	0	42	209	6.5	30.1
Ulis	32-27	72-182	.396	22-69	.319	29-41	.707	50	1.6	42-0	67	35	4	17	195	6.1	22.6
Bowen	26-1	29-61	.475	4-11	.364	19-28	.679	23	0.9	26-0	26	25	1	7	81	3.1	9.3
Dix	31-0	21-52	.404	14-35	.400	6-9	.667	28	0.9	14-0	28	11	3	7	62	2.0	9.2
Ogundele	11-0	9-12	.750	0-0	.000	3-7	.429	19	1.7	10-0	6	7	4	6	21	1.9	6.5
Laketa	4-0	1-3	.333	1-3	.333	1-2	.500	4	1.0	2-0	0	0	0	0	4	1.0	2.5
Mulvey	12-0	5-10	.500	0-1	.000	1-2	.500	11	0.9	2-0	2	1	5	1	11	0.9	4.1
Kingsbury	8-0	2-5	.400	2-2	1.000	1-2	.500	6	0.8	0-0	4	1	0	1	7	0.9	3.9
Eldridge	3-0	1-2	.500	0-1	.000	0-2	.000	1	0.3	0-0	2	0	0	0	2	0.7	3.0
Team								96				12					
TOTAL	33	941-2077	.453	265-779	.340	495-671	.738	1207	36.6	488-6	541	325	112	216	2642	80.1	40.0
OPP.	33	939-1982	.474	234-640	.366	352-472	.746	1145	34.7	598-6	478	424	115	189	2464	74.7	40.0

Score by Periods:	1	2	OT	Total
Iowa	1,236	1,366	40	2,642
Opponents	1,129	1,307	28	2,464

BIG TEN GAMES ONLY: 11-9

Player	GP-GS	FG-FGA	PCT	3-pt. FG-FGA	3-pt. PCT	FT-FTA	PCT	REB	AVG	PF-D	AST	TO	BK	ST	PTS	AVG	MIN
Murray	19-19	148-307	.482	44-133	.331	59-83	.711	134	7.1	44-0	38	32	24	25	399	21.0	36.0
Rebraca	20-20	106-195	.544	0-2	.000	60-85	.706	143	7.2	61-3	42	33	13	7	272	13.6	32.1
Perkins	20-20	93-204	.456	14-40	.350	61-74	.824	93	4.7	39-0	54	34	7	28	261	13.1	31.5
Sandfort	20-20	66-170	.388	42-107	.393	30-34	.882	82	4.1	40-0	21	13	4	13	204	10.2	20.9
McCaffery, P.	14-3	36-93	.387	18-49	.367	15-21	.714	34	2.4	12-0	11	13	7	15	105	7.5	20.0
McCaffery, C.	20-18	42-120	.350	26-85	.306	25-31	.806	88	4.4	60-1	91	19	0	30	135	6.8	33.7
Ulis	19-19	45-109	.413	14-38	.368	19-27	.704	30	1.6	28-0	37	23	2	10	123	6.5	22.4
Dix	20-0	13-31	.419	10-23	.435	5-6	.833	16	0.8	10-0	23	8	3	2	41	2.1	9.2
Bowen	14-1	6-19	.316	0-3	.000	4-7	.571	11	0.8	11-0	10	10	0	3	16	1.1	6.6
Ogundele	2-0	1-2	.500	0-0	.000	0-0	.000	5	2.5	2-0	0	1	1	0	2	1.0	4.1
Mulvey	7-0	3-3	1.000	0-0	.000	0-0	.000	4	0.6	2-0	0	0	2	1	6	0.9	3.2
Kingsbury	4-0	1-1	1.000	1-1	1.000	0-0	.000	1	0.3	0-0	3	0	0	0	3	0.8	3.9
Team								54				9					
TOTAL	20	560-1254	.447	169-481	.351	278-368	.755	695	34.8	309-4	330	195	63	134	1567	78.4	40.0
OPP.	20	575-1154	.498	150-374	.401	236-317	.744	682	34.1	341-3	302	254	72	111	1536	76.8	40.0

Score by Periods:	1	2	OT	Total
Iowa	711	816	40	1,567
Opponents	725	783	28	1,536



CATEGORY	IOWA		OPPONENTS	
Points	High	112	NCAT/Michigan State	106
	Low	50	Nebraska	56
FG Made	High	41	North Carolina A&T	36
	Low	19	Nebraska	23
FG Att.	High	79	North Carolina A&T	71
	Low	48	Iowa State	46
FG%	High	.600	Maryland	.600
	Low	.260	Nebraska	.348
3-FG Made	High	17	Michigan State	14
	Low	3	five times	2
3-FG Att.	High	37	Nebraska	31
	Low	13	Minnesota	9
3-FG%	High	.565	Indiana	.733
	Low	.107	Wisconsin	.136
FTM	High	29	Rutgers	31
	Low	5	Nebraska	4
FTA	High	34	Rutgers	36
	Low	7	Purdue	6
FT% (min. 10)	High	.880	Indiana	1.000
	Low	.462	Michigan State	.462
Off. Reb.	High	21	Nebraska	18
	Low	7	Iowa State/Maryland	2
Def. Reb.	High	35	SE Missouri State	40
	Low	15	Purdue	15
Total Reb.	High	47	SE Missouri State	54
	Low	23	Purdue	22
Assists	High	25	three times	23
	Low	8	Wisconsin	7
Steals	High	12	Nebraska	12
	Low	1	Indiana	1
Blocks	High	6	five times	9
	Low	0	Nebraska	0
Turnovers	High	18	Iowa State	22
	Low	4	North Carolina A&T	8
Fouls	High	24	Michigan State	26
	Low	9	NCAT/Northwestern	8

GAME-BY-GAME SPECIALTY STATS

		Pts. Off	Pts. in	2nd	Bench
		TO's	Paint	Chance	Points
Date	Opponent				
11/7	Bethune-Cookman	23	44	6	23
11/11	North Carolina A&T	22	58	21	34
11/16	at Seton Hall	18	38	11	13
11/21	Omaha	17	40	13	31
11/25	vs. Clemson	11	30	20	16
11/26	vs. TCU	14	42	11	24
11/29	Georgia Tech	16	36	27	17
12/6	vs. #15 Duke	6	34	11	22
12/8	#20 Iowa State	20	24	9	8
12/11	Wisconsin	8	36	12	5
12/17	SE Missouri State	10	54	13	37
12/21	Eastern Illinois	24	38	19	10
12/29	at Nebraska	13	24	10	11
1/1	at Penn State	8	32	17	10
1/5	#15 Indiana	12	48	10	15
1/8	at Rutgers	13	24	10	24
1/12	Michigan	20	32	10	42
1/15	Maryland	16	46	6	15
1/21	at Ohio State	8	32	14	14
1/26	at Michigan State	10	38	9	6
1/29	Rutgers	14	22	8	24
1/31	Northwestern	11	32	14	23
2/4	Illinois	16	24	11	15
2/9	at #1 Purdue	14	42	12	17
2/12	at Minnesota	14	42	15	9
2/16	Ohio State	16	44	15	19
2/19	at Northwestern	8	34	7	15
2/22	at Wisconsin	13	32	12	10
2/25	Michigan State	17	36	29	29
2/28	at Indiana	16	28	12	21
3/5	Nebraska	21	28	31	31
3/9	vs. Ohio State	8	40	11	15
3/16	vs. Auburn	7	36	14	27
AVG.		13.8	36.1	13.6	19.2

IOWA AND OPPONENT INDIVIDUAL HIGH PERFORMANCES

CATEGORY	IOWA		OPPONENTS	
Points	32	Murray (Penn State)/Perkins (Illinois)	34	Jett Howard (Michigan)
Field Goals Made	13 (13-17)	Kris Murray (Omaha)	12 (12-22)	Jett Howard (Michigan)
Field Goals Attempted	27 (12-27)	Kris Murray (Minnesota)	22 (12-22)	Jett Howard (Michigan)
Field Goal Percentage (min. 5 made)	.923 (12-13)	Filip Rebraca (SE Missouri State)	1.000 (7-7)	Sean McNeil (Ohio State)
3-Point Field Goals Made	6 (6-10)	Sandfort (MSU)/McCaffery (Nebraska)	7 (7-13)	Jett Howard (Michigan)
3-Point Field Goals Attempted	13	Kris Murray (Michigan/Nebraska)	13 (7-13)	Jett Howard (Michigan)
3-Point Field Goals Pct. (min. 5 made)	.714 (5-7)	Payton Sandfort (Northwestern)	.625 (5-8)	three times
Free Throws Made	15 (15-16)	Tony Perkins (Illinois)	12 (12-14)	A.J. Hoggard (Michigan State)
Free Throws Attempted	16	Tony Perkins (Illinois)	14 (12-14)	A.J. Hoggard (Michigan State)
Free Throw Pct. (min. 7 made)	1.000 (8-8)	Connor McCaffery (Iowa State)	1.000 (8-8)	Boo Buie (Northwestern)
Offensive Rebounds	8	Kris Murray (Georgia Tech)	6	Scott (Maryland)/Hawkins (Illinois)
Defensive Rebounds	12	Kris Murray (Georgia Tech)	11	Derrick Walker (Nebraska)
Total Rebounds	20	Kris Murray (Georgia Tech)	14	three times
Assists	13	Connor McCaffery (Ohio State)	13	Paul Mulcahy (Rutgers)
Steals	5	Rebraca (EIU)/McCaffery (Purdue)	4	six times
Blocks	4	Filip Rebraca (Seton Hall)	7	Dylan Brougham (Omaha)
Turnovers	6	Ahron Ulis (twice)	6	Brice Sensabaugh (Ohio State)



Season Bests

Player	Points	3-Pointers	Rebounds	Assists	Blocks	Steals
Dasonte Bowen	12, Duke	2, Eastern Illinois	4, Wisconsin	4, three times	1, Georgia Tech	2, BCU
Josh Dix	10, Michigan	3, Omaha	5, SEMO	5, twice	1, three times	1, seven times
Dante Eldridge	2, Omaha	---	1, BCU	1, twice	---	---
Carter Kingsbury	4, NCAT	1, twice	2, twice	1, four times	---	1, Omaha
Luc Laketa	3, SEMO	1, SEMO	2, SEMO	---	---	---
Connor McCaffery	17, Wisconsin	3, twice	10, three times	13, Ohio State	---	3, six times
Patrick McCaffery	24, Wisconsin	6, Nebraska	13, Eastern Illinois	4, Eastern Illinois	2, Purdue	5, Purdue
Riley Mulvey	4, twice	---	4, SEMO	1, SEMO	1, four times	1, twice
Kris Murray	32, Penn State	5, Indiana	20, Georgia Tech	5, Ohio State	3, three times	3, twice
Josh Ogundele	6, NCAT	---	5, NCAT	2, Clemson	1, four times	3, BCU
Tony Perkins	32, Illinois	4, Michigan State	10, Indiana	8, Indiana	2, three times	3, five times
Filip Rebraca	30, SEMO	2, Iowa State	13, Nebraska	6, SEMO	4, Seton Hall	5, Eastern Illinois
Payton Sandfort	26, Michigan	6, Michigan State	8, Rutgers	5, Northwestern	2, Illinois	2, three times
Ahron Ulis	17, Michigan State	2, four times	7, Iowa State	5, Georgia Tech	1, four times	2, four times

Career Bests

Player	Points	3-Pointers	Rebounds	Assists	Blocks	Steals
Dasonte Bowen	12, Duke '22	2, EIU, '22	4, Wisconsin, '22	4, three times	1, Georgia Tech	2, BCU, '22
Josh Dix	10, Michigan, '23	3, Omaha '22	5, SEMO, '22	5, twice	1, three times	1, six times
Dante Eldridge	2, Omaha '22	---	1, BCU, '22	1, BCU, '22	---	---
Carter Kingsbury	4, NCAT '22	1, twice	2, twice	1, four times	---	1, Omaha '22
Luc Laketa	3, four times	1, four times	2, SEMO, '22	1, SE Louisiana	---	1, twice
Connor McCaffery	19, UConn, '18	5, N'Western, '22	13, Michigan, '20	13, Ohio State, '23	1, eight times	3, fifteen times
Patrick McCaffery	24, Wisconsin, '22	6, Nebraska, '23	13, EIU, '22	4, four times	2, five times	5, Purdue, '23
Riley Mulvey	8, W. Michigan, '21	---	5, Alabama St, '21	1, four times	3, N'western, '22	1, three times
Kris Murray	32, Penn State, '23	5, Indiana, '23	20, Georgia Tech '22	5, Ohio State, '23	3, four times	3, three times
Josh Ogundele	7, Purdue, '21	---	5, three times	2, Clemson '22	2, Illinois '21	3, BCU, '22
Tony Perkins	32, Illinois, '23	4, Michigan State	12, Illinois, '22	8, Indiana, '23	2, three times	5, N'Western, '22
Filip Rebraca	30, SEMO, '22	2, nine times	16, Denver, '20	6, SEMO, '22	8, Milwaukee, '19	5, EIU, '22
Payton Sandfort	26, Michigan, '23	6, Michigan State	8, twice	5, N'Western, '23	2, Illinois, '23	2, three times
Ahron Ulis	17, Michigan St. '23	2, four times	7, Iowa State, '22	8, W. Michigan, '21	1, five times	3, Illinois, '21



Capacity crowds at the 15,056-seat Carver-Hawkeye Arena are the norm in Iowa City. Iowa has ranked in the Top 30 in national attendance each of the past 10 seasons (2021 season not included due to COVID attendance restrictions).

**2022-23 IOWA HAWKEYE FINAL NOTES**

- Iowa is one of 10 teams in the country to make the last four NCAA Tournaments, and one of only three Big Ten teams to accomplish the feat (Purdue, Michigan State).
- Iowa won eight games over NCAA Tournament teams in 2023: Iowa State, SE Missouri State, Indiana (twice), Maryland, Northwestern, Illinois and Michigan State.
- Iowa has placed fifth place or better in the Big Ten standings seven of the last nine years.
- Iowa and Michigan State had 13 regular season wins over teams in the top two quadrants, second most in the Big Ten (Purdue, 19).
- Kris Murray was tabbed a consensus third team All-American in 2023. Iowa has had a consensus All-American five of the last eight seasons, including four straight. Jarrod Uthoff was a second-team honoree in 2016; Luka Garza earned first-team distinction in 2020 and 2021, while Keegan Murray was recognized on the first team in 2022.
- Fran McCaffery has guided seven players to first team All-Big Ten status eight of the last 10 seasons.
- Iowa had six players recognized with postseason Big Ten honors: Kris Murray (first team), Filip Rebraca (third team), Tony Perkins (honorable mention), Connor McCaffery (honorable mention), Payton Sandfort (Sixth Man of the Year), and Patrick McCaffery (sportsmanship).
- Iowa finished the regular season tied for fifth place in the Big Ten standings, its fifth consecutive upper division Big Ten finish and 10th over the last 11 seasons. Iowa is the only Big Ten team to have first-division finishes each of the past five seasons.
- The Hawkeyes boasted a Big Ten-best 7-3 record and percentage (.700) against the top half of the conference standings during the regular season. Furthermore, Iowa went 9-4 (.692) against teams starting Big Ten Tournament play Thursday or Friday.
- Iowa has won 10 or more Big Ten games eight of the last nine seasons.
- Connor McCaffery ranked first in the country in assist-to-turnover ratio (3.9) this season. He also led the nation in 2020 (4.6). He amassed 527 career assists, sixth most in program history. McCaffery played in 111 wins, tying Jordan Bohannon for most in program history.
- Kris Murray, who was a consensus third team All-American, was the only Division I player to average 20+ points, 7+ rebounds, 1+ block and make 65+ 3-pointers in 2023. Murray surpassed 900 points career points on March 5, 2023.
- Filip Rebraca reached double digits in scoring a team-best 28 times. He was one of only five players nationally to average 14+ points, 7.5+ rebounds, 2+ assists, while shooting 57 percent or better from the field.
- Iowa has had a player average 20+ points per game each of the last four seasons, which is a program best. Luka Garza averaged 23.9 in 2020 and 24.1 in 2021, Keegan Murray averaged 23.5 in 2022 and Kris Murray averaged 20.2 points per game in 2023.
- Iowa was 14-3 inside Carver-Hawkeye Arena in 2023. The Hawkeyes have won 14 or more home contests each of the last five years.
- Iowa led the Big Ten and was 18th nationally in scoring offense (80.1). The Hawkeyes have led the league in scoring seven of the last 11 seasons, including the last six.
- Iowa was third in the country in assist-to-turnover ratio (1.66), 11th in fewest turnovers per game (9.8), 14th in assists per game (16.4), and 32nd in fewest fouls per game (14.8).
- The Hawkeyes were 12-2 when making nine or more triples in a game.
- Iowa is the only school with three Naismith Player of the Year award winners in the last five years (Megan Gustafson; Luka Garza; Caitlin Clark).
- Iowa is the only school in the nation to have its football team qualify for a bowl game and have its men's and women's basketball teams selected for the NCAA basketball tournaments the past three seasons.
- Fran McCaffery (261) will begin next season needing 11 wins to surpass Tom Davis (271) and become Iowa's all-time winningest coach.

6 HAWKEYES EARN POSTSEASON BIG TEN RECOGNITION

Kris Murray was selected as a first-team All-Big Ten honoree by both the media and coaches. Filip Rebraca was a third team pick by the media and honorable mention by the coaches. Connor McCaffery and Tony Perkins were honorable mention selections by both the media and coaches. Payton Sandfort was chosen as the conference's Sixth Man of the Year by the Big Ten by the coaches. Patrick McCaffery earned the team's Big Ten Sportsmanship Award for the second straight season.

Murray was a unanimous selection by the media, marking the fourth straight year a Hawkeye has been a unanimous first team selection (Keegan Murray in '22; Luka Garza in '20 and '21).

Head coach Fran McCaffery has coached a first-team All-Big Ten honoree in eight of the last 10 seasons, matching the most over a 10-year span in program history (1939-48). The eight honorees under Coach McCaffery equal the total combined first-team all-conference selections under head coaches Todd Lickliter, Steve Alford, Tom Davis and George Raveling.

Murray averaged a team-best 20.2 points, 7.9 rebounds, and 1.17 block per game. He scored 30+ points four times, 25+ points nine times, and 20+ points 15 times in 2023.

Rebraca ranked second on the squad in points (14.1) and rebounds (7.5) per game, first in field goal accuracy (.571), blocks per contest (0.9) and free throws made (106) and attempted (161).

Connor McCaffery led the nation in assist-to-turnover ratio (3.9). He played in 111 wins, tying former teammate Jordan Bohannon for most in program history. McCaffery averaged 6.5 points, 4.1 rebounds and a team-best 3.65 assists per game this year.

Perkins ranks third on the team in points (12.3) and rebounds (4.1) per game, first in steals (46) and second in assists per game (2.75). His 87 free throws made are second most on the team. He has reached double figures in scoring 20 times this season, including six of the last eight games.

Sandfort became the fourth Hawkeye to earn Sixth Man of the Year accolades, joining Doug Thomas (2006), Gabriel Olaseni (2015) and Nicholas Baer (2017). Sandfort averaged 10.3 points, 1.78 3-pointers, 4.1 rebounds, and 1.45 assists.

UPDATING THE RECORD BOOK

- Kris Murray (586) and Filip Rebraca (464) combined to score 1,050 points, which rank 20th most by a duo in a single season.
- Connor McCaffery became the fourth Hawkeye in program history to amass four 100-assist seasons: 102 in 2019; 124 in 2020; 112 in 2021; 117 in 2023.
- Iowa's 17 3-pointers in its home overtime win against Michigan State are the third most in a conference game and tied for sixth in any game in Iowa history.
- The Hawkeyes drained 265 3-pointers in 2023, seventh most in a season in school annals.
- Tony Perkins' 15 free throws made on Feb. 4, 2023, versus Illinois tie for 15th most in a single game in school history.
- Josh Dix made 40 percent of his 3-point attempts in 2023, the sixth highest percentage for a Hawkeye rookie in program history.
- Payton Sandfort made 59 triples in 2023, sixth most for a Hawkeye sophomore in school history.

VALUING THE BASKETBALL

Iowa had a 1.66 assist-to-turnover ratio, which ranked third best in the country. The Hawkeyes averaged 9.8 turnovers per game, which ranked 11th nationally.

The Hawkeyes were tops in the country in assist-to-turnover ratio (1.74); fourth in fewest turnovers per game (9.2); and seventh in turnover margin (+4.4) last season.



MURRAY EARNS POSTSEASON NATIONAL RECOGNITION

Junior Kris Murray was named Wooden and Oscar Robertson semifinalists, a consensus third team All-American, first-team Big Ten (unanimous by the media), and was a Karl Malone and Lute Olson finalist.

Kris Murray was the only Division I player to average 20+ points, 7+ rebounds, 1+ block and have made 65+ 3-pointers this season.

Murray averaged a team-best 20.2 points and 7.9 rebounds per outing, including 21 points per conference game. Murray increased his scoring average by 11.5 points per game this season compared to last year. His 20.2 points per contest ranked 21st nationally. Murray did not play in four contests in December (Iowa State; Wisconsin; Southeast Missouri State; Eastern Illinois) due to a lower body injury.

Murray scored 30+ points four times in 2023. He was one of 31 players nationally with four or more 30-point performances. Murray is one of four Hawkeyes to score 30+ at least four times in the Fran McCaffery era joining Luka Garza (13), Keegan Murray (5), and Peter Jok (5).

Murray was named the ESPN Men's Basketball National Player of the Week and Big Ten Co-Player of the Week on Dec. 5. He amassed 31 points, 20 rebounds, four assists, four 3-pointers, and two blocks in Iowa's win over Georgia Tech. He is the first Hawkeye to amass 30 points and 20 rebounds in the same game since Bruce King in 1977. Murray is also the only NBA, WNBA, or Division I men's or women's player in the last 20 years to total 30+ points, 20+ rebounds, 4+ assists, 4+ 3-pointers, and 2+ blocks in the same game.

The native of Cedar Rapids, Iowa, returned to the lineup on Dec. 29 at Nebraska, registering game bests in points (17) and blocks (3), while also clearing eight rebounds. He scored a career-best 32 points at Penn State. Murray totaled 30 points and 10 rebounds in Iowa's win over No. 15 Indiana on Jan. 5. He played all 45 minutes in Iowa's triumph over Michigan, amassing 27 points, eight rebounds, three blocks, three assists, and a steal. He netted 17 of his 19 points in the second half in the win over Maryland. Murray netted a game-best 24 points in the home win over Rutgers and game bests in points (28) and rebounds (14) at Minnesota. He totaled 26 points, seven rebounds, three assists, and two blocks in Iowa's road win at No. 15 Indiana.

AUBURN TOPS HAWKEYES AT NCAA TOURNAMENT

In front of an arena mostly filled with Auburn fans due to proximity to its campus from Birmingham, The Tigers topped Iowa (83-75) in the first round of the NCAA Tournament at Legacy Arena.

- The game was the first ever meeting between Iowa and Auburn in men's basketball.
- All-American Kris Murray tallied 15 points, a team bests in rebounds (9) and steals (2).
- Payton Sandfort tallied a game-best 21 points, making multiple 3-pointers for the 12th time in the last 18 games. Sandfort netted 20+ points six times this season, second most on the squad (Kris Murray, 15).
- Senior Filip Rebraca posted 14 points and seven rebounds in his final game as a Hawkeye. Rebraca reached double figures in scoring a team-best 28 times (33 games played).
- Iowa had eight turnovers, its fewest in an NCAA Tournament game since March 18, 2016 (3 vs. Temple).
- Iowa scored 49 second-half points, the most by a Hawkeye team in a half since scoring 49 in the first and second half versus Texas on March 19, 1992.
- Iowa concluded its season 19-14 overall, tying for fifth place in the Big Ten with an 11-9 league record.

NCAA TOURNAMENT NOTEABLES

- Fran McCaffery took his seventh Iowa team to the NCAA Tournament. Among Iowa's head basketball coaches, McCaffery ranks second in tournament appearance behind Tom Davis (9). Davis (271) is Iowa's all-time winningest coach, while McCaffery (261) is second.
- The Big Ten and Southeastern Conference led all conferences with each placing eight teams in the NCAA Tournament. Joining Iowa from the Big Ten were Indiana, Illinois, Maryland, Michigan State, Northwestern, Penn State and Purdue. SEC teams include Alabama, Auburn, Arkansas, Kentucky, Mississippi State, Missouri, Tennessee and Texas A&M.
- Iowa was one of 10 NCAA Tournament teams that had five players average double figures in scoring (Arkansas, Arizona, Boise State, Colgate, College of Charleston, Creighton, Providence, Utah State and Xavier).
- Iowa made its 29th NCAA Tournament appearance, only 15 schools playing in the 2023 tournament competed in more. The Hawkeyes were the overall 32nd seed.

COMEBACK HAWKEYES

Iowa became just the fourth team in Division I history to trail by 11+ points and win with under one minute remaining in the game when it rallied from 11 points with 55 seconds left to upend Michigan State in overtime (112-106) on Feb. 25 in Iowa City. Texas A&M (down 12 with 33 seconds left vs. UNI in 2016), UNLV (down 11 with 59 seconds left vs. SDSU in 2005), Nevada (down 11 with 59 seconds left vs. New Mexico in 2017).

Iowa posted its third-largest comeback in school history when it rallied to beat No. 15 Indiana (91-89) on Jan. 5, in Iowa City. The Hawkeyes trailed by 21 points (28-7) early in the first half. Iowa took its first lead with 11:35 remaining in the second half.

Iowa's two largest comebacks were 23 points against Gardner-Webb on Nov. 17, 2022, and 22 points at Illinois on Jan. 14, 1987.

The Hawkeyes rallied from a 10-point second half deficit, including trailing by seven with under two minutes left in regulation, to upend Michigan in overtime on Jan. 12 in Iowa City.

PLAYING BIG

Fifth-year senior Filip Rebraca took his game to another level in 2023. Rebraca, who was tabbed third-team all-league by the media, was one of nine players nationally on a college men's basketball roster over the age of 25. He ranked first on the squad in field goal percentage (.571), and second in blocks (31) and rebounds (7.5) and points per game (14.1). He pulled down 2.88 offensive boards per outing, third best in the Big Ten and 53rd nationally. His field goal percentage (.571) ranked 35th in the country. He was one of two players (Payton Sandfort) to see action in all 32 Iowa games in 2023.

Rebraca netted career point No. 1,500 against Eastern Illinois (Dec. 21). He scored 672 points the last two seasons as a Hawkeye (69 games) and 1,129 points in three seasons at North Dakota. He grabbed career rebound No. 1,000 in Iowa's win over Michigan on Jan. 12.

The 6-foot-9 center netted double figures a team-best 28 times in 2023 and posted a team-best nine double-doubles, fifth most in the league. Rebraca scored in double figures 25 of the last 27 games. His 0.9 blocks per game rated 13th in the conference.

Rebraca earned Big Ten Player of the Week honors after his career night against Southeast Missouri State (Dec. 17). The senior posted career bests in points (30) and assists (6), while also snagging a game-best nine rebounds. He missed only one field goal attempt (12-of-13).

**MURRAYS JOIN ELITE LIST**

Twin brothers Keegan Murray and Kris Murray have earned first-team All-Big Ten distinction in 2022 and 2023, respectively. The Murrys are one of just four sets of brothers to earn first-team All-Big Ten recognition. The Murrys join Jay/Sam Vincent (Michigan State), Woody/Chad Austin (Purdue) and Taylor Battle (Penn State/Boo Buie (Northwestern)).

PERKINS TAKES THE NEXT STEP

Tony Perkins ranked third on the team in points per game (12.3), first in steals (46), second in assists per game (2.75) and tied for third in rebounds per outing (4.1). His 87 free throws made were second most on the team. He has reached double figures in scoring 20 times in 2023, including six of the last eight games. He scored a career-best 32 points, bolstered by 15-of-16 makes from the free throw line, in Iowa's win over Illinois on Feb. 4. The Indianapolis native made his first 15 free throw attempts, tying the school record for most consecutive free throw makes in a single game (Andre Woolridge vs. Northwestern on March 8, 1997).

ANOTHER SIXTH YEAR PLAYER

Connor McCaffery returned for his COVID bonus year and sixth season. He played in 166 career games, second to only Jordan Bohannon (179) in program history. McCaffery played in 111 games in which Iowa won, tying Jordan Bohannon for most in school history.

McCaffery, who was named an honorable mention all-conference selection, averaged 6.5 points, 4.1 rebounds, and a team-best 3.65 assists per game in 2023. He made a single-season best 38 triples, third most on the team. McCaffery posted 14 points, bolstered by shooting a perfect 8-of-8 from the foul line, in his first start of the season against the Cyclones. He registered his first career double-double versus Georgia Tech (10 points; 10 rebounds) and notched his second double-double versus Wisconsin (17 points, 10 rebounds). McCaffery dished out eight assists (only one turnover) in Iowa's win at Rutgers. He tied a season high with 10 rebounds in the win at Minnesota, and followed up that performance with seven points, six rebounds, and a career-high 13 assists (zero turnovers) in Iowa's double-digit win over Ohio State. McCaffery had a game-high nine assists, to go along with eight rebounds, and eight points in Iowa's regular season finale against Nebraska.

He was tops in the country in assist-to-turnover ratio (3.9). McCaffery had zero turnovers 13 times this season.

McCaffery only missed seven free throws this season (49-of-56). He made 19 consecutive free throws from Nov. 29 to Dec. 29, before missing his first and only attempt at Penn State on Jan. 1, 2023.

IOWA'S STATISTICAL COMPARISONS

	All Games	Big Ten	Home Games	Away Games	Iowa Wins	Iowa Losses
Record	19-14	11-9	14-3	5-11	19-0	0-14
Points	80.1	78.4	89.8	69.7	88.6	68.5
Opp. Pts	74.7	76.8	76.0	73.3	72.0	78.3
FG%	.453	.447	.488	.415	.491	.403
FG Def.	.474	.498	.482	.465	.451	.506
3-PT%	.340	.351	.386	.280	.415	.243
3-pt. Def.	.366	.401	.367	.364	.343	.394
FT%	.738	.755	.746	.727	.757	.698
REB	36.6	34.8	37.4	35.8	37.9	34.7
AST	16.4	16.5	19.1	13.5	18.4	13.6
TO	9.8	9.8	9.8	9.9	9.6	10.2
STL	6.5	6.7	7.2	5.9	6.6	6.4
BLK	3.4	3.2	3.5	3.3	4.1	2.4

HAWKEYE FASTBREAKS

- This year marked the third straight year that Iowa was a top five seed at the Big Ten Tournament.
- Iowa made (495) more free throws than its foes attempted (472). The Hawkeyes have only once before accomplished the feat over the last 25 years (2018-19 season).
- Iowa is 145-29 when scoring 80 points or more, the last 13 seasons. The Hawkeyes are 94-3 when holding opponents to fewer than 61 points, the last 13 years.
- Fran McCaffery has amassed 126 Big Ten regular season victories, tying Tom Davis (126) for most in program history.
- Iowa won three Big Ten road games (Rutgers, Minnesota, Indiana).
- Fourteen of Iowa's 19 wins came by double digits.
- Iowa's 22-point win (90-68) over No. 15 Indiana on Feb. 28 matched its largest margin of victory in Bloomington (1947). Iowa's 90 points are the third most the Hawkeyes have scored in a game at Bloomington (91 in 1994 and 104 in 1970).
- Iowa has won four straight games over the Hoosiers, its longest win streak since 2010-11.
- Iowa's bench erupted for a season-high 42 points, 36 of which came from Payton Sandfort (26) and Josh Dix (10), in its overtime win over Michigan on Jan. 12.
- Redshirt senior Connor McCaffery and redshirt junior Patrick McCaffery were one of 22 father/coach and son/player duos in Division I in 2022-23. Of the 22 schools, Iowa and Michigan were the only programs with a father/coach and two sons on the roster.
- Kris Murray and Patrick McCaffery were voted to the Emerald Coast Classic All-Tournament Team. Murray averaged a double-double (10.5 points, 11 rebounds), while McCaffery led the team with a career-high 21 points in Iowa's victory over Clemson.
- Kris Murray is the only Division I player over the last 25 years to have scored 95+ points, grabbed 30+ rebounds, had five or fewer turnovers, shot 60 percent from the field, and 100 percent from the foul line over any four-game span during a season. Murray accomplished the feat in November.
- Iowa has won its last three home games against Michigan State, its longest win streak against the Spartans in Carver-Hawkeye Arena since 1991-93.
- The MSU-Iowa game was the highest scoring game in Carver-Hawkeye Arena history (218 points) and was the highest scoring contest in series history, dating back to 1937.
- Kris Murray's 31 points and 20 rebounds versus Georgia Tech are both the most by a Hawkeye in an ACC Challenge game. The 20 rebounds tie Justin Champagnie (Pitt in 2020) for the most by any player in a Challenge game and are the most by any Big Ten player.
- Iowa has won 83 of its last 89 nonleague home games, dating back to 2012.
- Kris Murray and his brother, Keegan, are the only brothers in Division I in the last 20 years to each have a 20-point/20-rebounds performance at the same school.
- After his historic season, Keegan Murray was selected by the Sacramento Kings with the fourth pick in the 2022 NBA Draft, the highest selection by a Hawkeye in program history.
- Iowa has qualified for six NCAA Tournaments over the last eight completed seasons (2014-16, 2019, 2021, 2022) and nine postseason tournaments over the last 10 completed seasons (6 NCAA; 3 NIT). The 2020 postseason was canceled due to COVID-19.



LEADER OF THE PACK

Connor McCaffery is Iowa's career leader in assist-to-turnover ratio, amassing a 3.59 ratio in 166 career games (527 assists; 147 turnovers), a full point above second-place Andre Banks (2.53). His career ratio is second best in NCAA history behind Iowa State's Monte Morris (4.65).

His 3.9 assist-to-turnover ratio in 2023 was tops in the nation.

McCaffery's assist-to-turnover ratio in 2022 was 5.0 (did not qualify for national rankings due to not meeting assists per game minimum), while he ranked fourth nationally in 2021 with a 3.73 ratio. In 2020, he led the country with a 4.6 ratio.

SANDEFORT TABBED BIG TEN SIXTH MAN OF THE YEAR

Payton Sandfort was named the 2023 Big Ten Sixth Man of the Year. He averaged 10.3 points, 1.8 3-pointers, 4.1 rebounds, and 1.45 assists. He drained four or more triples in five games. The native of Waukegan, Iowa, scored in double figures 14 times his sophomore campaign.

Sandfort was instrumental in a pair of overtime victories over the state of Michigan. He scored Iowa's final seven points of regulation (63 seconds), including a four-point play with 20 seconds remaining to force overtime versus Michigan. Sandfort tallied 24 of his career-high 26 points in the second half and overtime against the Wolverines. Sandfort posted 22 points, including sinking a game-tying triple with three seconds left to send Iowa's home game versus MSU to overtime. He was a team-best +18 in Iowa's victory over the Wildcats, scoring 20 points, bolstered by making 5-of-7 from long distance. He led all players with a +21, scoring nine points and grabbing six rebounds, in Iowa's home triumph over Illinois.

Sandfort netted double figures in 10 of the last 19 games. Iowa was 11-5 when Sandfort made multiple triples in a game.

Off the court, Sandfort excels in the classroom earning 2023 Academic All-District honors and Fall Semester Dean's List distinction in 2022.

PROFESSIONAL HAWKEYES

A number of recent Iowa basketball graduates are playing professionally: Keegan Murray (NBA Sacramento Kings), Luka Garza (G League Iowa Wolves), Jordan Bohannon (G League Iowa Wolves), Joe Wieskamp (NBA Toronto Raptors), Jarrod Uthoff (Japan), Devyn Marble (Poland), Tyler Cook (G League Salt Lake City Stars), Anthony Clemmons (Turkey), Gabriel Olaseni (Turkey), Ryan Kriener (Matsuyama), Melsahn Basabe (Nicaragua), and Aaron White (Turkey).

Murray broke the NBA single season record for 3-pointers made by a rookie in 2023.

MISSING HAWKEYES

Iowa had a number of players miss games in 2023 due health reasons. Below is the list of players and games missed.

Tony Perkins: Omaha (thigh)

Riley Mulvey: Georgia Tech, Duke (illness)

Kris Murray: Iowa State, Wisconsin, SEMO, Eastern Illinois (lower body)

Ahron Ulis: Wisconsin (hip contusion)

Connor McCaffery: Eastern Illinois (wrist)

Josh Ogundele: PSU, IND, RUT, MICH, UMD, OSU, MSU, RUT, NW, ILL (knee)

Patrick McCaffery: IND, RUT, Michigan, Maryland, OSU, MSU (anxiety)

FRAN McCAFFERY CONTINUES TO WIN

- Fran McCaffery, Rick Pitino, Bob Huggins, Eddie Sutton and Lefty Driesell are the only Division I coaches to lead teams to conference tournament titles in four or more different leagues.
- Fran McCaffery has led Iowa to Big Ten upper division finishes 10 of the last 11 years, including this season. Iowa and Michigan State have each recorded a Big Ten-best 10 first division finishes since 2013.
- Fran McCaffery has coached a first-team All-Big Ten honoree eight of the last 10 seasons. He has guided Iowa to a fifth place or better finish in the Big Ten seven of the last nine years.

12 FOR 30

Twelve different Hawkeyes have netted 30 or more points in a game under Fran McCaffery: Luka Garza (13), Keegan Murray (5), Peter Jok (5), Kris Murray (4), Devyn Marble (3), Matt Gatens (2), Jordan Bohannon (2), Jarrod Uthoff, Isaiah Moss, Joe Wieskamp, Tony Perkins, Filip Rebraca.

IOWA HISTORY

Iowa has played 2,941 games since beginning basketball in 1902. Iowa's overall record is 1,739-1,202 (.591). Iowa's 1,739 wins are 38th most among Division I programs. That includes a 1,111-381 (.745) record in home games, a 628-821 (.433) record in contests away from Iowa City, an 826-821 (.502) mark in Big Ten games and a 515-155 (.769) record in Carver-Hawkeye Arena.

IOWA VS. RANKED TEAMS

Iowa was 3-2 against AP ranked opponents in 2023. The Hawkeyes beat No. 15 Indiana and No. 20 Iowa State at home, and No. 15 Indiana on the road at Assembly Hall. Iowa fell at No. 1 Purdue and versus No. 15 Duke at Madison Square Garden.

Below are Iowa's most recent victories over nationally-ranked opponents:

At Home:	91-89 over 15th-ranked Indiana, 1/5/23
	75-56 over 20th-ranked Iowa State, 12/8/22
	77-73 over 25th-ranked Wisconsin, 3/4/21
	79-66 over 25th-ranked Rutgers, 2/10/21
	86-71 over 16th-ranked Minnesota, 1/10/21
On the Road:	90-68 over 15th-ranked Indiana, 2/28/23
	75-62 over 18th-ranked Ohio State, 2/19/22
	73-57 over 4th-ranked Ohio State, 2/28/21
	77-62 over 21st-ranked Wisconsin, 2/18/21
	77-75 over 14th-ranked Rutgers, 1/2/21
Neutral Court:	75-66 over 9th-ranked Purdue, 3/13/22
	72-61 over 12th-ranked Texas Tech, 11/28/19
	79-72 over 22nd-ranked Cincinnati, 3/22/19
	77-69 over 13th-ranked Oregon, 11/15/18



School	1st Mtg.	Last Mtg.	W-L	School	1st Mtg.	Last Mtg.	W-L	School	1st Mtg.	Last Mtg.	W-L
Abilene Christian	1986	1986	2-0	Citadel	2007	2009	2-0	Hardin-Simmons	1971	1972	2-0
Air Force	2005	2005	1-0	Clemson	1963	2023	3-1	Harvard	1948	1948	1-0
Alabama	2007	2010	1-1	Coe	1905	1921	15-2	Haskall Indians	1909	1909	1-0
Alabama-Birmingham	1999	2017	2-0	Colgate	1990	2006	3-0	Hawai'i	1970	2001	3-0
Alabama State	2002	2022	4-0	Colorado	1954	2017	5-3	Hawaii-Hilo	1986	1991	2-0
Alaska-Anchorage	1987	1987	1-0	Colorado College	1949	1950	2-0	Hawaii-Pacific	1986	1986	1-0
Alcorn State	2014	2014	1-0	Colorado State	1954	1980	2-2	Highland Park	1903	1913	4-1
American-Puerto Rico	1993	1993	1-0	Concordia (MO)	1930	1930	0-1	Holy Cross	1976	1976	1-0
Arizona	1958	1996	5-3	Connecticut	1996	2018	3-1	Houston	1969	1982	1-1
Arizona State	1981	2007	1-2	Coppin State	1999	2015	4-0	Howard	2012	2012	1-0
Arkansas	1966	1999	3-2	Cornell (IA)	1911	1924	16-4	Idaho	1982	1982	0-1
Arkansas-Little Rock	1985	1986	2-0	Cornell (NY)	1958	2007	3-0	Idaho State	2008	2010	2-0
Arkansas-Pine Bluff	2013	2013	1-0	Creighton	1922	2011	14-11	Illinois	1908	2023	77-90
Arkansas State	1986	1986	0-1	Dartmouth	1988	1994	2-0	Illinois State	1988	1988	0-1
Army	1992	1992	1-0	Davidson	1969	2015	2-0	Illinois YMCA	1906	1906	0-1
Ashland (OH)	1971	1971	1-0	Dayton	1980	2015	2-1	Illinois Wesleyan	1921	1985	3-1
Auburn	2023	2023	0-1	Delaware	1987	1987	1-0	Indiana	1909	2023	82-106
Augustana (IL)	1902	1946	8-2	Delaware State	2016	2016	1-0	Indiana State	1941	2013	2-0
Augustana (SD)	1976	1976	1-0	Denver	1937	1978	7-0	Iowa National Guard	1905	1913	2-1
Austin Peay	1997	1997	1-0	DePaul	1939	2020	2-2	Iowa State	1910	2023	48-28
Baylor	1983	2013	1-1	DePauw	1940	1952	4-0	Iowa Wesleyan	1912	1916	3-0
Bethune-Cookman	2023	2023	1-0	Des Moines College	1903	1903	1-0	IPFW	2011	2011	1-0
Boise State	2011	2011	1-0	Des Moines YMCA	1902	1913	3-5	Ithaca	1949	1949	1-0
Boston College	1975	2009	0-2	Detroit	1941	2001	7-0	Jackson State	1989	1989	1-0
Boston University	1985	2002	3-0	Drake	1909	2017	59-10	Jacksonville	1970	1970	0-1
Bowling Green	1968	1971	3-0	Drexel	1990	1990	1-0	James Madison	1983	1983	1-0
Bradley	1930	2008	6-4	Dubuque YMCA	1902	1902	1-0	Kansas	1902	2000	7-3
Brigham Young	1983	1987	2-0	Duke	1969	2023	1-8	Kansas City	2015	2022	3-0
BYU-Hawaii	1995	1995	1-0	Duquesne	1930	1972	2-2	Kansas City AC	1907	1907	0-1
Brown	1989	2011	2-0	Eastern Illinois	1989	2023	5-1	Kansas State	1947	2009	4-4
Bryant	2009	2018	2-0	Eastern Michigan	1993	1993	1-0	Kennesaw State	2016	2020	2-0
Bucknell	1998	1998	1-0	Eastern Washington	2004	2004	1-0	Kent	1977	1979	3-0
Butler	1924	1992	6-6	East Tennessee State	1991	1996	2-0	Kentucky	1956	2006	3-5
California	1952	1997	6-4	Evansville	1960	1966	5-2	Knox	1922	1943	4-0
Cal-Irvine	1987	1993	2-1	Fairfield	2006	2006	1-0	Lafayette	1988	1988	1-0
Cal-Poly	1969	2020	2-0	Farleigh Dickinson	2013	2013	1-0	La Salle	1955	1996	1-1
Cal State-Northridge	1978	1997	2-0	Florida Atlantic	2003	2003	1-0	Lawrence Tech	1950	1950	0-1
Cal-Santa Barbara	1990	1990	1-0	Florida Gulf Coast	2008	2008	1-0	Leander-Clarke	1912	1914	3-0
Campbell	2011	2011	0-1	Florida State	1988	2015	2-1	Lehigh	1986	1994	2-0
Carleton	1911	1948	10-6	Furman	1986	1986	1-0	Lewis Institute	1906	1911	0-2
Carnegie Tech	1950	1950	1-0	Gardner-Webb	2012	2015	2-0	Liberty	2003	2003	1-0
Cedar Rapids YMCA	1908	1908	2-0	George Mason	1985	1985	1-0	Lombard	1917	1922	2-1
Centenary	1992	2005	3-0	George Washington	1996	1996	1-0	Long Beach State	1994	2010	1-1
Central Conn. State	1993	1993	1-0	Georgetown	1980	1980	1-0	Long Island	1995	1998	2-0
Central Arkansas	2011	2011	1-0	Georgia	1989	1998	1-1	Longwood	2014	2022	2-0
Central Florida	1989	1989	1-0	Georgia State	1985	2007	2-0	Loyola-Chicago	1936	1968	4-3
Central Michigan	2012	2012	1-0	Georgia Tech	2001	2023	2-1	Loyola-Marymount	1956	1987	2-0
Charleston Southern	2009	2009	1-0	Gonzaga	1984	2021	2-2	Loyola-New Orleans	1957	1960	2-0
Charlotte	1973	1973	1-0	Grambling State	1997	2017	2-0	Los Angeles State	1962	1962	1-0
Chaminade	1991	1997	2-0	Grand Canyon	2021	2021	1-0	Louisiana	2017	2017	0-1
Chattanooga	2001	2001	1-0	Green Bay	1974	2018	3-0	Louisiana-Monroe	1976	2010	4-1
Chicago	1905	1946	33-17	Grinnell	1902	1917	18-19	Louisiana Tech	1992	2010	3-0
Chicago State	1973	2017	5-0	Hamline	1935	1935	1-0	LSU	1964	2002	0-3
Cincinnati	1960	2020	4-6	Hampton	2014	2014	1-0	Louisville	1980	2005	2-2

SERIES RESULTS VS. ALL OPPONENTS

IOWA BASKETBALL



2023-24 MEDIA GUIDE

School	1st Mtg.	Last Mtg.	W-L	School	1st Mtg.	Last Mtg.	W-L	School	1st Mtg.	Last Mtg.	W-L
Luther	1908	1910	3-0	Ohio University	1963	2000	5-1	SIUE	2010	2020	2-0
Mankato State	1978	1978	1-0	Oklahoma	1952	1987	3-2	SMU	1956	2002	5-1
Marquette	1924	2015	11-7	Oklahoma State	1930	1930	1-0	Southern Mississippi	1998	2003	2-0
Maryland	1985	2023	8-7	Omaha	1949	1949	1-0	Stanford	1935	2000	5-3
MD-Baltimore County	1990	1990	2-0	Oral Roberts	1988	2020	2-0	Stetson	2016	2016	1-0
MD-Eastern Shore	1992	2008	5-0	Oregon	1950	2021	6-2	Stony Brook	2013	2013	1-0
McNeese State	1989	1989	1-0	Oregon State	1958	1984	2-5	Syracuse	1958	2020	3-1
Mercer	2002	2002	1-0	Ottumwa	1913	1913	0-1	Tampa	1986	1986	1-0
Memphis	1983	2016	2-1	Penn State	1955	2023	33-20	Temple	1956	2016	3-0
Miami (OH)	1958	1958	2-0	Pennsylvania	1955	2014	3-1	Tennessee	1968	2019	2-3
Michigan	1921	2023	67-98	Pepperdine	1965	1995	3-0	Tennessee State	2003	2003	2-0
Michigan State	1938	2023	59-77	Pittsburgh	1928	2018	3-5	Tennessee Tech	1970	2015	2-0
Millikin	1921	1941	4-2	Portland	1987	1987	1-0	Texas	1992	2006	2-3
Milwaukee	1969	2001	2-0	Portland State	2022	2022	1-0	Texas State	1989	1989	1-0
Minnesota	1902	2023	101-107	Prairie View A&M	2009	2009	1-0	Texas Tech	2020	2020	1-0
Minnesota A.C.	1902	1905	1-1	Princeton	1948	1955	2-0	Texas A&M-CC	2012	2012	1-0
Minnesota-Duluth	1973	1973	1-0	Providence	1965	1965	0-1	TCU	1947	2023	2-2
Mississippi State	1980	1993	2-0	Puerto Rico-Mayaguez	1998	1998	1-0	Texas-El Paso	1966	2014	3-2
Mississippi Valley State	1993	1993	1-0	Purdue	1909	2023	78-95	Texas Rio Grande Valley	1988	2016	5-0
Missouri	1908	2004	10-7	Regis	1948	1948	1-0	Texas-San Antonio	2005	2009	2-1
Missouri-St. Louis	1987	1987	1-0	Rider	1987	1987	1-0	Texas Southern	1990	2007	5-0
Monmouth (IL)	1930	1944	4-1	Rice	1998	1998	1-0	Texas Tech	1959	2005	4-1
Monmouth (NJ)	1989	1989	1-0	Richmond	2022	2022	0-1	Toledo	1938	2007	1-3
Montana State	1947	2003	2-0	Ripon	1943	1943	1-0	Tulsa	2001	2003	2-0
Morehead State	1956	1996	3-0	Robert Morris	2006	2006	1-0	UCLA	1951	1991	5-3
Morgan State	1995	1995	1-0	Rockford	1921	1921	1-0	U.S. International	1976	1976	1-0
Navy	1983	1988	2-0	Rutgers	1989	2023	12-3	Upper Iowa	1902	1922	4-0
Nebraska	1907	2023	24-15	Sacred Heart	1912	1912	1-0	Utah	1965	1965	0-1
Nebraska-Omaha	1981	2023	3-1	St. Ambrose	1933	1934	2-0	Utah State	1950	2022	3-1
Nevada-Las Vegas	1978	1990	1-3	St. Bonaventure	1998	1998	1-0	Valparaiso	2003	2006	2-0
Nevada	1962	1981	3-0	St. Francis (PA)	1970	1970	1-0	Villanova	1962	2016	1-5
New Mexico	1977	1977	0-1	St. John's (NY)	1960	1970	1-1	Virginia	1997	2022	3-1
New York University	1960	1960	1-0	St. Joseph's (PA)	1912	1986	0-2	VCU	1975	1980	2-0
North Carolina	1989	2021	4-1	Saint Louis	1926	2006	11-7	Virginia Tech	2007	2017	0-4
North Carolina AT&T	2011	2023	2-0	St. Mary's (CA)	1947	1955	3-0	Wabash	1925	1941	2-2
North Florida	2014	2020	2-0	San Diego State	2020	2020	0-1	Wake Forest	1975	2010	0-4
N.C. Central	2009	2022	3-0	San Francisco	1956	1956	0-1	Washington	1956	1967	2-3
UNC-Asheville	2004	2004	1-0	San Jose State	1975	1975	0-1	Washington (MO)	1929	1957	9-1
UNC-Greensboro	2005	2005	1-0	Santa Clara	1987	1987	1-0	Washington State	1964	1964	1-0
UNC-Wilmington	2013	2013	1-0	Savannah State	2016	2018	2-0	Wayne State	1940	1940	0-1
North Carolina State	1957	2006	3-3	Seton Hall	1983	2023	2-1	Weber State	1998	1998	1-0
North Dakota	1924	2016	8-0	Simpson	1913	1913	0-1	West College	1902	1903	2-0
North Dakota State	1933	1933	1-1	South Alabama	1999	1999	1-0	West Virginia	1957	2009	1-1
North Texas	1998	1998	1-0	South Carolina	1972	1985	3-0	Western Carolina	1995	2018	3-0
Northeastern	1987	1987	1-0	South Carolina State	2009	2012	2-0	Western Kentucky	2012	2012	1-0
Northern Colorado	2008	2008	1-0	South Dakota	1929	2017	12-0	Western Illinois	1944	2022	11-0
Northern Illinois	1974	2021	9-0	South Dakota State	1930	2017	7-3	Western Michigan	1936	2022	3-2
Northern Iowa	1906	2018	36-10	South Florida	1992	1992	0-1	Western Reserve	1949	1950	2-0
Northern Michigan	1969	1969	1-0	SE Missouri State	2009	2023	2-0	Wichita State	1956	2015	5-5
Northwestern	1905	2023	124-61	Southeastern Louisiana	2008	2022	2-0	Wilton	1902	1903	2-0
Northwestern St. (LA)	2006	2006	0-1	Southern	2017	2021	2-0	Wisconsin	1909	2023	86-87
Notre Dame	1923	2016	6-10	Southern California	1954	1984	5-2	Wisconsin-Eau Claire	1981	1981	1-0
Oakland University	2009	2009	1-0	Southern Illinois	1966	1993	3-1	Wyoming	1959	1974	3-2
Ohio State	1915	2023	84-84	Southern Utah	2017	2017	1-0	Xavier	1938	2013	2-1



American Athletic Conference	Won	Lost	Big East	Won	Lost	Colonial Athletic	Won	Lost
UAB	2	0	Butler	6	6	Campbell	0	1
Charlotte	1	0	Connecticut	3	1	College of Charleston	0	0
East Carolina	0	0	Creighton	14	11	Delaware	1	0
Florida Atlantic	1	0	DePaul	2	2	Drexel	1	0
Memphis	2	1	Georgetown	1	0	Elon	0	0
North Texas	1	0	Marquette	11	7	Hampton	1	0
Rice	1	0	Providence	0	1	Hofstra	0	0
South Florida	0	1	St. John's	1	1	Monmouth	1	0
SMU	5	1	Seton Hall	2	1	North Carolina A&T	2	0
Temple	3	0	Villanova	1	5	UNC Wilmington	1	0
UTSA	2	1	Xavier	2	1	Northeastern	1	0
Tulane	0	0	Totals (.544)	43	36	Stony Brook	1	0
Tulsa	2	0	Big Sky	Won	Lost	Towson	0	0
Wichita State	5	5	Eastern Washington	1	0	William & Mary	0	0
Totals (.735)	25	9	Idaho	0	1	Totals (.900)	9	1
America East	Won	Lost	Idaho State	2	0	Conference USA	Won	Lost
Albany	0	0	Montana	0	0	Florida International	0	0
Binghamton	0	0	Montana State	2	0	Jacksonville State	0	0
Bryant	2	0	Northern Arizona	0	0	Liberty	1	0
Maine	0	0	Northern Colorado	1	0	Louisiana Tech	3	0
Maryland-Baltimore Co.	2	0	Portland State	1	0	Middle Tennessee	0	0
New Hampshire	0	0	Sacramento State	0	0	New Mexico State	0	0
NJIT	0	0	Weber State	1	0	Sam Houston State	0	0
Vermont	0	0	Totals (.889)	8	1	UTEP	3	2
UMass Lowell	0	0	Big South	Won	Lost	Western Kentucky	1	0
Totals (1.000)	4	0	Charleston Southern	1	0	Totals (.800)	8	2
Atlantic Coast	Won	Lost	Gardner-Webb	2	0	Horizon League	Won	Lost
Boston College	0	2	High Point	0	0	Cleveland State	0	0
Clemson	3	1	Longwood	1	0	Detroit	7	0
Duke	1	8	UNC Asheville	1	0	Green Bay	3	0
Florida State	2	1	Presbyterian	0	0	IUPUI	0	0
Georgia Tech	2	1	Radford	0	0	Milwaukee	2	0
Louisville	2	2	South Carolina Upstate	0	0	Northern Kentucky	0	0
Miami	0	0	Winthrop	0	0	Oakland	1	0
North Carolina	4	1	Totals (1.000)	5	0	Purdue Fort Wayne	1	0
NC State	3	3	Big Ten	Won	Lost	Robert Morris	1	0
Notre Dame	6	10	Illinois	77	90	Wright State	0	0
Pittsburgh	3	5	Indiana	82	106	Youngstown State	0	0
Syracuse	3	1	Maryland	8	7	Totals (1.000)	17	0
Virginia	3	1	Michigan	67	98	Ivy League	Won	Lost
Virginia Tech	0	4	Michigan State	59	77	Brown	2	0
Wake Forest	0	4	Minnesota	101	107	Columbia	0	0
Totals (.421)	32	44	Nebraska	24	15	Cornell	3	0
Atlantic Sun	Won	Lost	Northwestern	124	61	Dartmouth	2	0
Austin Peay	1	0	Ohio State	84	84	Harvard	1	0
Bellarmine	0	0	Penn State	33	20	Penn	3	1
Central Arkansas	1	0	Purdue	78	95	Princeton	2	0
Eastern Kentucky	0	0	Rutgers	12	3	Yale	0	0
Florida Gulf Coast	1	0	Wisconsin	86	87	Totals (.928)	13	1
Jacksonville	0	1	Totals (.496)	835	850	Metro Atlantic	Won	Lost
Kennesaw State	2	0	Big 12	Won	Lost	Canisius	0	0
Libscomb	0	0	Baylor	1	1	Fairfield	1	0
North Alabama	0	0	BYU	2	0	Iona	0	0
North Florida	2	0	Central Florida	1	0	Manhattan	0	0
Queens	0	0	Cincinnati	4	6	Marist	0	0
Stetson	1	0	Houston	1	1	Mount Saint Mary's	0	0
Totals (.889)	8	1	Iowa State	48	28	Niagara	0	0
Atlantic 10	Won	Lost	Kansas	7	3	Quinnipiac	0	0
Davidson	2	0	Kansas State	4	4	Rider	1	0
Dayton	2	1	Oklahoma	3	2	St. Peter's	0	0
Duquesne	2	2	Oklahoma State	1	0	Siena	0	0
Fordham	0	0	Texas	2	3	Totals (1.000)	2	0
George Mason	1	0	TCU	2	2	Big West	Won	Lost
George Washington	1	0	Texas Tech	5	1	Bakersfield	0	0
La Salle	1	1	West Virginia	1	1	Cal Poly	2	0
Loyola (Ill.)	4	3	Totals (.612)	82	52	Cal State Fullerton	0	0
Massachusetts	0	0	Big West	Won	Lost	Cal State Northridge	2	0
Rhode Island	0	0	Bakersfield	0	0	UC Davis	0	0
Richmond	0	1	Cal Poly	2	0	UC Irvine	2	1
St. Bonaventure	1	0	Cal State Fullerton	0	0	UC Riverside	0	0
Saint Joseph's (PA)	0	2	Cal State Northridge	2	0	UC San Diego	0	0
Saint Louis	11	7	UC Davis	0	0	UC Santa Barbara	1	0
VCU	2	0	UC Irvine	2	1	Hawai'i	3	0
Totals (.614)	27	17	UC Riverside	0	0	Long Beach State	1	1
			UC San Diego	0	0	Totals (.912)	11	2
			UC Santa Barbara	1	0			
			Hawai'i	3	0			
			Long Beach State	1	1			
			Totals (.912)	11	2			

IOWA RECORD BY CONFERENCE

IOWA BASKETBALL



2023-24 MEDIA GUIDE

Mid-American	Won	Lost	Pacific 12	Won	Lost	Southwestern Athletic	Won	Lost
Akron	0	0	Arizona	5	3	Alabama A&M	0	0
Ball State	0	0	Arizona State	1	2	Alabama State	4	0
Bowling Green	3	0	California	6	4	Alcorn State	1	0
Buffalo	0	0	Colorado	5	3	Arkansas-Pine Bluff	0	0
Central Michigan	1	0	Oregon	6	2	Bethune-Cookman	1	0
Eastern Michigan	1	0	Oregon State	2	5	Florida A&M	0	0
Kent State	3	0	Southern California	5	2	Grambling State	2	0
Miami (Ohio)	2	0	Stanford	5	3	Jackson State	1	0
Northern Illinois	9	0	UCLA	5	3	Mississippi Valley State	1	0
Ohio University	5	1	Utah	0	1	Prairie View A&M	1	0
Toledo	1	3	Washington	2	3	Southern	2	0
Western Michigan	3	2	Washington State	1	0	Texas Southern	5	0
Totals (.824)	28	6	Totals (.589)	43	30	Totals (1.000)	18	0
Mid-Eastern Athletic	Won	Lost	Patriot	Won	Lost	The Summit League	Won	Lost
Coppin State	4	0	American	0	0	Denver	7	0
Delaware State	1	0	Army	1	0	Kansas City	3	0
Howard	1	0	Boston University	3	0	North Dakota	8	0
Maryland-Eastern Shore	5	0	Bucknell	1	0	North Dakota State	1	1
Morgan State	1	0	Colgate	3	0	Omaha	3	1
Norfolk State	0	0	Holy Cross	1	0	Oral Roberts	2	0
N.C. Central	3	0	Lafayette	1	0	St. Thomas	9	9
South Carolina State	2	0	Lehigh	2	0	South Dakota	12	0
Totals (1.000)	17	0	Loyola (Md.)	0	0	South Dakota State	7	3
Missouri Valley	Won	Lost	Navy	2	0	Totals (.896)	43	5
Belmont	0	0	Totals (1.000)	14	0	Sun Belt	Won	Lost
Bradley	6	4	Southeastern	Won	Lost	Appalachian State	0	0
Drake	58	10	Alabama	1	1	Arkansas State	0	1
Evansville	5	2	Arkansas	3	2	Coastal Carolina	0	0
Illinois-Chicago	0	0	Auburn	0	1	Georgia State	2	0
Illinois State	0	1	Florida	0	0	Georgia Southern	0	0
Indiana State	2	0	Georgia	1	1	James Madison	1	0
Missouri State	0	0	Kentucky	3	5	Louisiana	0	1
Murray State	0	0	LSU	0	3	Louisiana-Monroe	4	1
Northern Iowa	36	10	Mississippi	0	0	Marshall	0	0
Southern Illinois	3	1	Mississippi State	2	0	Old Dominion	0	0
Valparaiso	2	0	Missouri	10	7	South Alabama	1	0
Totals (.780)	117	33	South Carolina	3	0	Southern Mississippi	2	0
Mountain West	Won	Lost	Tennessee	2	3	Texas State	1	0
Air Force	1	0	Texas A&M	0	0	Troy	0	0
Boise State	1	0	Vanderbilt	0	0	Totals (.786)	11	3
Colorado State	2	2	Totals (.521)	25	23	West Coast	Won	Lost
Fresno State	0	0	Southern	Won	Lost	Gonzaga	2	2
Nevada	3	0	Chattanooga	1	0	Loyola Marymount	2	0
New Mexico	0	1	East Tennessee State	2	0	Pacific	0	0
San Diego State	0	1	Furman	1	0	Pepperdine	3	0
San Jose State	0	1	Mercer	1	0	Portland	1	0
UNLV	1	3	UNC Greensboro	1	0	St. Mary's (CA)	3	0
Utah State	3	1	Samford	0	0	San Diego	0	0
Wyoming	3	2	The Citadel	2	0	San Francisco	0	1
Totals (.560)	14	11	Virginia Military	0	0	Santa Clara	1	0
Northeast	Won	Lost	Western Carolina	3	0	Totals (.800)	12	3
Central Connecticut State	1	0	Wofford	0	0	Western Athletic	Won	Lost
Fairleigh Dickinson	1	0	Totals (1.000)	11	0	Abilene Christian	0	0
Long Island	2	0	Southland	Won	Lost	California Baptist	0	0
Merrimack	0	0	A&M-Corpus Christi	1	0	Grand Canyon	1	0
Sacred Heart	1	0	Houston Christian	0	0	Seattle	0	0
St. Francis, N.Y.	0	0	Lamar	0	0	Southern Utah	1	0
St. Francis, Pa.	1	0	McNeese State	1	0	Stephen F. Austin	0	0
Stonehill	0	0	New Orleans	0	0	Tarleton State	0	0
Wagner	0	0	Nicholls State	0	0	Texas-Arlington	0	0
Totals (1.000)	6	0	Northwestern State (La.)	0	1	UTRGV	5	0
Ohio Valley	Won	Lost	Southeastern Louisiana	2	0	Utah Tech	0	0
Arkansas-Little Rock	2	0	Totals (.833)	5	1	Utah Valley	0	0
Eastern Illinois	5	1	Southwestern Athletic	Won	Lost	Totals (1.000)	7	0
Lindenwood	0	0	Alabama A&M	0	0	Independent	Won	Lost
Morehead State	3	0	Alabama State	4	0	Chicago State	6	0
SE Missouri State	2	0	Alcorn State	1	0	Totals (1.000)	6	0
SIU	2	0	Arkansas-Pine Bluff	0	0			
Southern Indiana	0	0	Bethune-Cookman	1	0			
Tennessee-Martin	0	0	Florida A&M	0	0			
Tennessee State	2	0	Grambling State	2	0			
Tennessee Tech	2	0	Jackson State	1	0			
Western Illinois	11	0	Mississippi Valley State	1	0			
Totals (.947)	29	1	Prairie View A&M	1	0			
			Southern	2	0			
			Texas Southern	5	0			

**Abilene Christian (Iowa leads, 2-0)**

11/30/85 W 92-62 Iowa City, IA
11/17/13 W 103-41 Iowa City, IA

Air Force Academy (Iowa leads, 1-0)

12/28/04 W 73-63 Iowa City, IA

Alabama (Series Tied, 1-1)

%11/19/06 L 60-72 St. Thomas, VI
%11/19/10 W 55-47 St. Thomas, VI

Alabama-Birmingham (Iowa leads, 2-0)

%3/11/99 W 77-64 Denver, CO
%11/22/17 W 95-85 Caymand Islands

Alabama State (Iowa leads 4-0)

%11/30/01 W 73-64 Iowa City, IA
11/12/17 W 92-58 Iowa City, IA
11/21/18 W 105-78 Iowa City, IA
11/18/21 W 108-82 Iowa City, IA

Alaska-Anchorage (Iowa leads, 1-0)

11/28/86 W 91-81 Anchorage, AK

Alcorn State (Iowa leads 1-0)

12/9/14 W 67-44 Iowa City, IA

American-Puerto Rico (Iowa leads, 1-0)

%12/20/92 W 101-47 San Juan, P. Rico

Arizona (Iowa leads, 5-3)

12/7/57 W 80-63 Iowa City, IA
12/19/60 W 105-64 Iowa City, IA
%12/26/62 W 57-56 Portland, OR
%12/29/75 W 82-80 Honolulu, HI
2/7/87 W 89-80 Tucson, AZ
12/12/87 L 59-66 Iowa City, IA
*3/25/88 L 79-99 Seattle, WA
*3/17/96 L 73-87 Tempe, AZ

Arizona State (ASU leads, 2-1)

%12/7/80 L 88-96 Tempe, AZ
12/17/05 W 62-43 Iowa City, IA
11/25/06 L 64-67 Tempe, AZ

Arkansas (Iowa leads, 3-2)

%12/29/65 W 77-75 El Paso, TX
%12/28/85 W 71-52 Honolulu, HI
*3/14/85 L 54-63 Salt Lake City, UT
%12/30/94 L 92-101 Honolulu, HI
*3/13/99 W 82-72 Denver, CO

Arkansas-Little Rock (Iowa leads, 2-0)

11/24/84 W 76-47 Iowa City, IA
%11/25/85 W 108-99# Hilo, HI

Arkansas-Pine Bluff (Iowa leads, 1-0)

12/22/13 W 86-61 Iowa City, IA

Arkansas State (ASU leads, 1-0)

12/6/85 L 62-66 Iowa City, IA

Army (Iowa leads, 1-0)

12/6/91 W 74-39 Iowa City, IA

Ashland, Ohio (Iowa leads, 1-0)

12/8/70 W 82-56 Iowa City, IA

Auburn (Auburn leads, 1-0)

*3/16/23 L 75-83 Birmingham, AL

Augustana, IL (Iowa leads, 8-2)

1/17/02 W 22-21 Rock Island, IL
1/7/04 W 20-12 Rock Island, IL
1/30/04 L 21-44 Iowa City, IA
1/21/05 L 20-41 Rock Island, IL
2/4/05 W 28-24 Iowa City, IA
1905 W 25-11 Iowa City, IA
3/2/06 W 28-25 Rock Island, IL
12/10/21 W 41-16 Iowa City, IA
1/15/44 W 56-30 Iowa City, IA
12/1/45 W 87-25 Iowa City, IA

Augustana, SD (Iowa leads, 1-0)

11/29/75 W 111-81 Iowa City, IA

Austin Peay (Iowa leads, 1-0)

12/27/96 W 90-58 Iowa City, IA

Baylor (Series tied, 1-1)

%12/2/83 W 67-44 Iowa City, IA
8&4/4/13 L 54-74 New York, NY

Bethune-Cookman (Iowa leads, 1-0)

11/7/22 W 89-58 Iowa City, IA

Boise State (Iowa Leads, 1-0)

12/22/11 W 81-72 Iowa City, IA

Boston College (Boston College leads, 2-0)

%12/30/74 L 81-86 Pullman, WA
12/02/08 L 55-57 Boston, MA

Boston University (Iowa leads, 3-0)

%12/7/84 W 67-53 Iowa City, IA
%12/28/85 W 76-71 Pullman, WA
%11/13/01 W 89-59 Iowa City, IA

Bowling Green (Iowa leads, 3-0)

12/2/67 W 79-73 Iowa City, IA
12/14/71 W 89-78 Bowling Green, OH
11/20/09 W 68-46 Iowa City, IA

Bradley (Iowa leads, 6-4)

1/18/30 L 28-35 Iowa City, IA
12/15/30 L 16-17 Iowa City, IA
12/5/31 L 19-24 Iowa City, IA
12/3/32 W 42-29 Iowa City, IA
2/3/34 W 43-25 Iowa City, IA
12/5/36 W 33-27 Iowa City, IA
2/10/73 W 90-73 Peoria, IL
12/8/75 W 100-96 Peoria, IL
12/6/76 W 90-77 Iowa City, IA
%11/23/07 L 56-67 South Padre Island, TX

BYU (Iowa leads, 2-0)

11/27/82 W 91-80 Provo, UT
12/9/86 W 86-75 Iowa City, IA

BYU-Hawaii (Iowa leads, 1-0)

12/23/94 W 61-57 Laie, HI

Brown (Iowa leads, 2-0)

12/2/88 W 109-61 Iowa City, IA
12/3/11 W 75-54 Iowa City, IA

Bryant University (Iowa leads, 2-0)

12/5/08 W 61-36 Iowa City, IA
12/29/18 W 72-67 Iowa City, IA

Bucknell (Iowa leads, 1-0)

12/28/97 W 91-52 Iowa City, IA

Butler (Series tied, 6-6)

12/15/23 W 26-23 Iowa City, IA
12/18/24 L 22-26 Iowa City, IA
12/17/25 W 26-24 Iowa City, IA
1927 L 32-47 Iowa City, IA
12/18/37 W 36-31 Indianapolis, IN
12/17/38 L 29-31 Indianapolis, IN
12/18/39 L 25-32 Indianapolis, IN
12/20/41 L 35-41 Indianapolis, IN
12/11/50 L 51-54 Indianapolis, IN
2/4/52 W 58-57 Iowa City, IA
12/1/52 W 62-52 Iowa City, IA
%12/27/91 W 114-92 Tampa, FL

California (Iowa leads, 6-4)

12/27/51 W 69-64 Berkeley, CA
12/27/52 W 69-60 Iowa City, IA
12/30/55 L 45-70 Berkeley, CA
12/19/58 L 52-71 Berkeley, CA
%12/28/60 W 83-80#### Los Angeles, CA
12/21/66 W 72-62 Iowa City, IA
12/22/67 L 73-79 Berkeley, CA
12/10/76 W 94-73 Iowa City, IA
12/10/77 W 75-70 Berkeley, CA
%11/25/96 L 59-75 Maui, HI

Cal-Irvine (Iowa leads, 2-1)

%12/29/86 W 105-103 Long Beach, CA
%12/5/87 W 124-88 Iowa City, IA
12/29/93 L 78-86 Irvine, CA

Cal-Poly (Iowa leads, 2-0)

11/30/68 W 91-73 Iowa City, IA
11/24/19 W 85-59 Iowa City, IA

Cal-State Northridge (Iowa leads, 2-0)

12/3/77 W 66-63 Iowa City, IA
12/29/96 W 90-65 Iowa City, IA

Cal-Santa Barbara (Iowa leads, 1-0)

%12/2/89 W 85-79 Iowa City, IA

Campbell (Campbell leads, 1-0)

11/23/11 L 61-77 Iowa City, IA

Carleton (Iowa leads, 10-6)

2/9/11 W 25-14 Northfield, MN
3/2/12 L 9-15 Northfield, MN
3/8/13 L 20-28 Northfield, MN
2/13/14 L 16-25 Northfield, MN
1/23/15 L 19-20 Northfield, MN
12/12/31 L 26-35 Iowa City, IA
12/17/32 W 34-19 Iowa City, IA
12/16/33 W 44-24 Iowa City, IA
12/10/34 W 36-23 Iowa City, IA
12/10/35 W 52-27 Iowa City, IA
12/10/36 W 52-26 Iowa City, IA
12/9/37 W 44-20 Iowa City, IA
12/3/38 L 33-37 Iowa City, IA
12/2/39 W 24-21 Northfield, MN
12/14/42 W 46-43 Iowa City, IA
12/1/47 W 82-43 Iowa City, IA

Carnegie Tech (Iowa leads, 1-0)

12/23/49 W 73-42 Iowa City, IA

Cedar Rapids YMCA (Iowa leads, 2-0)

12/7/07 W 69-39 Cedar Rapids, IA
12/14/07 W 63-12 Iowa City, IA

Centenary College (Iowa leads, 3-0)

1/4/92 W 121-76 Iowa City, IA
12/19/00 W 72-52 Iowa City, IA
%12/3/04 W 88-53 Iowa City, IA

Central Arkansas (Iowa leads, 1-0)

12/19/11 W 105-64 Iowa City, IA

Central Connecticut State (Iowa leads, 1-0)

1/2/93 W 104-58 Iowa City, IA

Central Florida (Iowa leads, 1-0)

12/14/88 W 102-68 Iowa City, IA

Central Michigan (Iowa leads, 1-0)

11/12/12 W 73-61 Iowa City, IA

Chaminade (Iowa leads, 2-0)

12/30/90 W 104-64 Chaminade, HI
%11/27/96 W 67-37 Maui, HI

Charleston Southern (Iowa leads, 1-0)

%11/15/08 W 68-48 Iowa City, IA

Chicago (Iowa leads, 33-17)

3/10/05 L 16-20 Chicago, IL
2/2/06 L 20-27 Chicago, IL
12/20/07 L 26-35 Iowa City, IA
1908 L 12-32 Chicago, IL
1/28/09 L 10-29 Chicago, IL
1/17/13 L 8-28 Chicago, IL
1/17/14 L 13-47 Chicago, IL
2/16/14 L 13-28 Iowa City, IA
1/15/15 W 19-18 Chicago, IL
2/12/16 W 16-15 Iowa City, IA
1/16/17 L 15-22 Chicago, IL
2/9/17 W 24-17 Iowa City, IA
1/5/18 L 20-46 Chicago, IL
2/23/18 W 29-26 Iowa City, IA
1/17/19 L 19-31 Chicago, IL
2/19/19 L 10-22 Iowa City, IA
1/27/20 W 22-19 Iowa City, IA
2/10/20 L 18-37 Chicago, IL
1/22/21 L 17-42 Chicago, IL
1/31/21 W 17-16 Iowa City, IA
2/1/22 W 27-17 Chicago, IL
1/6/23 W 35-23 Chicago, IL
2/3/23 W 20-12 Iowa City, IA
2/2/24 L 18-31 Iowa City, IA
2/16/24 W 21-13 Chicago, IL
1/19/26 W 18-13 Chicago, IL
2/27/26 W 32-20 Iowa City, IA
1926 W 19-13 Chicago, IL

ALL-TIME SERIES RESULTS

IOWA BASKETBALL



2023-24 MEDIA GUIDE

1927	W	25-23	Iowa City, IA
1929	W	23-21	Chicago, IL
1929	W	31-20	Iowa City, IA
2/6/32	W	43-25	Iowa City, IA
2/29/32	W	46-28	Chicago, IL
1/16/33	W	36-32	Chicago, IL
2/6/33	W	42-12	Iowa City, IA
1/7/35	W	39-29	Iowa City, IA
2/23/35	L	40-41	Chicago, IL
2/15/36	W	33-20	Iowa City, IA
3/2/36	W	47-39	Chicago, IL
2/12/38	W	42-29	Chicago, IL
2/19/38	L	35-38	Iowa City, IA
1/16/39	W	29-19	Iowa City, IA
1/15/40	W	41-27	Chicago, IL
2/3/41	W	58-36	Iowa City, IA
1/5/42	W	53-39	Chicago, IL
2/2/42	W	64-40	Iowa City, IA
2/22/43	W	62-34	Chicago, IL
2/5/44	W	103-31	Iowa City, IA
1/21/46	W	58-32	Chicago, IL
2/2/46	W	68-36	Iowa City, IA

Chicago State (Iowa leads, 5-0)

12/1/72	W	101-44	Iowa City, IA
12/18/90	W	93-70	Iowa City, IA
11/14/97	W	105-60	Iowa City, IA
11/11/11	W	96-53	Iowa City, IA
11/10/17	W	95-62	Iowa City, IA

Cincinnati (Cincinnati leads, 6-4)

%12/30/59	L	83-96	New York, NY
2/4/61	L	60-77	Cincinnati, OH
12/30/66	W	78-69	Chicago, IL
12/18/69	L	105-114	Cincinnati, OH
12/17/70	L	70-73#	Iowa City, IA
1/22/71	L	69-73	Cincinnati, OH
%12/6/80	W	69-64	Tempe, AZ
*3/17/05	L	64-76	Indianapolis, IN
*3/22/19	W	79-72	Columbus, OH
12/21/19	W	77-70	Chicago, IL

Citadel (Iowa leads, 2-0)

11/13/06	W	75-53	Iowa City, IA
11/20/08	W	70-48	Charleston, SC

Clemson (Iowa leads, 3-1)

12/17/62	W	74-64	Iowa City, IA
%12/18/81	W	80-68	Houston, TX
11/29/11	L	55-71	Iowa City, IA
%11/25/22	W	74-71	Niceville, FL

Coe College (Iowa leads, 15-2)

3/4/05	W	50-9	Iowa City, IA
1905	W	65-20	Cedar Rapids, IA
2/17/06	W	43-13	Cedar Rapids, IA
3/3/06	W	70-12	Iowa City, IA
1/12/07	W	49-36	Iowa City, IA
2/16/07	L	31-33	Cedar Rapids, IA
2/15/08	W	42-28	Cedar Rapids, IA
2/27/08	W	38-12	Iowa City, IA
1/21/09	W	48-10	Iowa City, IA
2/9/09	W	36-24	Cedar Rapids, IA
1/10/09	W	32-17	Iowa City, IA
1/10/10	W	51-19	Iowa City, IA
2/3/13	W	42-12	Iowa City, IA
1/8/18	W	25-22	Iowa City, IA
1/1/20	W	39-11	Iowa City, IA
1/2/20	L	21-22	Iowa City, IA
1/6/21	W	33-5	Iowa City, IA

Colgate (Iowa leads, 3-0)

%11/30/90	W	80-59	Iowa City, IA
%12/2/95	W	79-59	Iowa City, IA
%11/15/05	W	73-51	Iowa City, IA

Colorado (Iowa leads, 5-3)

12/21/53	W	78-72	Iowa City, IA
3/19/55	L	54-75	Kansas City, MO
12/12/55	L	57-60	Boulder, CO
12/1/58	W	67-46	Iowa City, IA
12/14/59	L	68-76	Boulder, CO
12/19/83	W	72-56	Iowa City, IA
12/28/95	W	100-85	Boulder, CO
12/22/17	W	80-73	Sioux Falls, SD

Colorado College (Iowa leads, 2-0)

12/4/48	W	77-44	Iowa City, IA
12/1/49	W	76-54	Iowa City, IA

Colorado State (Series tied, 2-2)

12/15/53	W	72-55	Iowa City, IA
%12/26/63	L	56-61	Pullman, WA
12/2/78	L	69-72	Fort Collins, CO
12/3/79	W	113-66	Iowa City, IA

Concordia, MO (Concordia leads, 1-0)

2/15/30	L	32-41	St. Louis, MO
---------	---	-------	---------------

Connecticut (Iowa leads, 3-1)

%11/24/95	W	101-95#	Anchorage, AK
*3/18/99	L	68-78	Phoenix, AZ
%11/11/99	W	70-68	New York, NY
%11/16/18	W	91-72	New York, NY

Coppin State (Iowa leads, 4-0)

12/23/98	W	87-73	Iowa City, IA
%12/2/06	W	83-67	Iowa City, IA
12/22/12	W	80-50	Iowa City, IA
11/15/15	W	103-68	Iowa City, IA

Cornell, IA (Iowa leads, 16-4)

2/20/11	W	24-10	Iowa City, IA
2/22/12	W	24-10	Iowa City, IA
2/5/13	W	13-3	Mt. Vernon, IA
2/18/13	W	19-16	Iowa City, IA
1/14/14	W	50-13	Iowa City, IA
3/3/14	W	20-13	Mt. Vernon, IA
1/16/15	W	32-16	Iowa City, IA
3/1/15	W	36-22	Mt. Vernon, IA
1/7/15	W	30-12	Iowa City, IA
2/7/16	W	28-19	Mt. Vernon, IA
1/9/16	W	28-13	Iowa City, IA
12/15/17	L	18-38	Iowa City, IA
2/22/19	W	28-6	Iowa City, IA
12/15/19	L	20-22	Iowa City, IA
12/17/19	L	16-24	Iowa City, IA
12/18/19	L	32-35	Iowa City, IA
1/10/21	W	44-13	Iowa City, IA
12/17/21	W	34-14	Iowa City, IA
12/19/22	W	36-19	Iowa City, IA
12/18/23	W	25-15	Iowa City, IA

Cornell, NY (Iowa leads, 3-0)

%12/28/57	W	73-68	Buffalo, NY
%12/27/84	W	59-56#	Honolulu, HI
12/30/06	W	65-50	Iowa City, IA

Creighton (Iowa leads, 14-11)

12/22/22	L	17-19	Omaha, NE
12/23/22	W	20-17	Omaha, NE
1/2/24	L	13-36	Omaha, NE
1/17/25	L	20-38	Iowa City, IA
1/30/28	W	30-26	Iowa City, IA
1/26/29	W	28-26	Iowa City, IA
2/8/30	W	33-28	Iowa City, IA
12/23/30	W	28-22	Omaha, NE
2/3/33	W	37-30	Iowa City, IA
12/11/48	W	77-38	Iowa City, IA
3/4/50	W	70-46	Iowa City, IA
12/12/60	W	89-71	Iowa City, IA
2/3/62	L	67-68	Iowa City, IA
12/16/63	L	72-77#	Iowa City, IA
12/12/64	W	98-83	Iowa City, IA
12/8/65	W	103-77	Iowa City, IA
12/5/66	L	68-69	Omaha, NE
12/21/68	W	100-73	Iowa City, IA
12/20/69	L	88-97	Iowa City, IA
12/4/70	L	73-98	Omaha, NE
%12/1/90	W	83-77	Iowa City, IA
11/25/98	L	73-75	Iowa City, IA
11/27/99	L	76-85	Omaha, NE
*3/15/01	W	69-56	Long Island, NY
11/20/11	L	59-82	Des Moines, IA

Dartmouth (Iowa leads, 2-0)

1/23/88	W	102-87	Iowa City, IA
12/20/94	W	104-65	Iowa City, IA

Davidson (Iowa leads, 2-0)

2/1/69	W	76-61	Chicago, IL
*3/22/15	W	83-52	Seattle, WA

Dayton (Iowa leads, 2-1)

%12/23/79	W	61-54	Dayton, OH
&3/13/12	W	84-75	Iowa City, IA
%11/26/15	L	77-82	Orlando, FL

Delaware (Iowa leads, 1-0)

%12/5/86	W	95-47	Iowa City, IA
----------	---	-------	---------------

Delaware State (Iowa leads, 1-0)

12/22/16	W	89-57	Iowa City, IA
----------	---	-------	---------------

Denver (Iowa leads 7-0)

12/16/36	W	34-30	Iowa City, IA
12/11/39	W	44-32	Iowa City, IA
1/1/44	W	63-20	Iowa City, IA
12/19/44	W	60-41	Iowa City, IA
12/8/45	W	67-40	Iowa City, IA
12/8/56	W	58-57	Iowa City, IA
12/17/77	W	107-65	Iowa City, IA

DePaul (Series tied, 2-2)

12/19/38	W	34-29	Chicago, IL
12/18/1956	L	72-73	Chapel Hill, NC
&3/15/95	W	97-86	Moline, IL
11/11/19	L	78-93	Iowa City, IA

DePauw (Iowa leads, 4-0)

2/5/40	W	35-25	Iowa City, IA
1/3/41	W	45-35	Iowa City, IA
12/4/50	W	74-67	Iowa City, IA
12/8/51	W	69-53	Iowa City, IA

Des Moines College (Iowa leads, 1-0)

1/29/03	W	NA	Des Moines, IA
---------	---	----	----------------

Des Moines YMCA (D.M. YMCA leads, 5-3)

2/14/02	W	42-17	Des Moines, IA
1/30/03	L	21-24	Des Moines, IA
1/15/04	W	23-16	Des Moines, IA
1/27/05	W	24-22	Des Moines, IA
2/18/05	L	25-33	Iowa City, IA
2/23/06	L	27-33	Des Moines, IA
1/18/07	L	26-32	Des Moines, IA
1/2/13	L	10-15	Des Moines, IA

Detroit Mercy (Iowa leads, 7-0)

12/21/40	W	37-35	Detroit, MI
12/12/46	W	67-51	Iowa City, IA
2/5/66	W	107-73	Detroit, MI
12/8/79	W	80-57	Detroit, MI
12/1/80	W	98-55	Iowa City, IA
%12/5/98	W	61-60	Iowa City, IA
%12/28/00	W	69-68	Honolulu, HI

Drake (Iowa leads, 59-10)

2/22/09	W	36-13	Des Moines, IA
2/4/10	W	26-8	Des Moines, IA
3/1/10	W	43-7	Iowa City, IA
1/21/11	W	30-20	Iowa City, IA
2/23/11	W	23-15	Des Moines, IA
1/29/16	W	31-24	Iowa City, IA
2/15/16	W	22-14	Des Moines, IA
1/24/30	W	25-18	Des Moines, IA
2/22/30	L	25-26	Iowa City, IA
1/5/31	W	21-20	Des Moines, IA
1/4/32	W	24-18	Des Moines, IA
12/12/32	W	52-11	Des Moines, IA
1/30/34	W	39-18	Des Moines, IA
1/3/35	L	25-45	Des Moines, IA
1/4/36	W	35-22	Iowa City, IA
12/11/65	W	66-60	Des Moines, IA
12/18/65	W	69-51	Iowa City, IA
12/10/66	W	90-83	Des Moines, IA
12/17/66	W	83-75	Iowa City, IA
12/16/67	L	65-74	Iowa City, IA
12/14/68	L	74-89	Des Moines, IA
12/22/69	W	101-78	Iowa City, IA
12/12/70	L	70-72	Des Moines, IA
12/30/71	W	89-83	Iowa City, IA
12/27/72	L	80-98	Des Moines, IA
12/4/73	W	70-55	Iowa City, IA
12/3/74	W	86-81	Des Moines, IA
12/23/75	W	77-73	Iowa City, IA
2/10/76	W	71-65	Des Moines, IA
12/4/76	W	86-71	Des Moines, IA
12/21/76	W	82-69	Iowa City, IA
12/30/77	W	89-87	Iowa City, IA
12/9/78	L	69-72	Des Moines, IA
12/23/78	W	112-73	Iowa City, IA
12/29/79	W	77-66	Iowa City, IA
12/13/80	W	90-68	Iowa City, IA
12/30/81	W	60-49	Iowa City, IA
11/29/82	W	68-63	Des Moines, IA



12/21/83	W	66-43	Iowa City, IA
12/3/85	W	55-43	Des Moines, IA
12/13/86	W	69-62	Des Moines, IA
12/1/87	W	70-59	Iowa City, IA
11/29/88	W	96-72	Des Moines, IA
11/28/89	W	68-54	Des Moines, IA
11/27/90	W	80-61	Des Moines, IA
12/3/91	W	83-56	Iowa City, IA
1/4/93	W	80-65	Des Moines, IA
11/30/93	W	90-86	Iowa City, IA
11/29/94	W	103-68	Des Moines, IA
11/28/95	W	98-66	Iowa City, IA
12/3/96	W	79-59	Des Moines, IA
12/2/97	W	90-60	Iowa City, IA
12/1/98	W	78-74	Des Moines, IA
12/28/99	W	83-76##	Iowa City, IA
11/21/00	W	73-71	Des Moines, IA
12/12/01	W	101-59	Iowa City, IA
11/26/02	W	50-49	Des Moines, IA
11/25/03	W	74-56	Iowa City, IA
11/30/04	W	91-75	Des Moines, IA
12/20/05	W	65-60	Iowa City, IA
12/16/06	L	59-75	Des Moines, IA
12/14/07	L	51-56	Iowa City, IA
12/20/08	L	43-60	Des Moines, IA
12/19/09	W	71-67	Iowa City, IA
12/18/10	W	59-52	Des Moines, IA
12/17/11	W	82-68	Iowa City, IA
12/7/13	W	83-66	Des Moines, IA
12/19/15	W	70-64	Des Moines, IA
12/16/17	W	90-64	Des Moines, IA

Drexel (Iowa leads, 1-0)			
12/18/89	W	59-50	Iowa City, IA

Dubuque YMCA (Iowa leads, 1-0)			
1/16/02	W	36-27	Dubuque, IA

Duke (Duke leads, 8-1)			
%12/31/68	L	82-85	New Orleans, LA
*3/16/91	L	70-85	Minneapolis, MN
*3/21/92	L	62-75	Greensboro, NC
1/16/93	L	56-65	Durham, NC
12/22/93	L	76-79	Iowa City, IA
%12/27/94	W	81-71	Honolulu, HI
%11/25/95	L	81-88	Anchorage, AK
11/27/01	L	62-80	Chicago, IL
12/6/22	L	62-74	New York, NY

Duquesne (Series tied, 2-2)			
12/9/29	W	35-26	Iowa City, IA
12/11/69	W	98-87	Iowa City, IA
12/10/71	L	75-80	Pittsburgh, PA
%11/17/09	L	50-52	Iowa City, IA

Eastern Illinois (Iowa leads, 5-1)			
%12/23/88	W	89-71	Chaminade, HI
1/2/94	W	91-52	Iowa City, IA
11/21/99	W	95-79	Iowa City, IA
12/30/03	W	71-62	Iowa City, IA
12/1/07	W	57-45	Iowa City, IA
12/21/22	L	83-92	Iowa City, IA

Eastern Michigan (Iowa leads, 1-0)			
%12/21/92	W	103-66	San Juan, P. Rico

Eastern Washington (Iowa leads, 1-0)			
%12/5/03	W	70-54	Iowa City, IA

East Tennessee State (Iowa leads, 2-0)			
*3/14/91	W	76-73	Minneapolis, MN
%12/1/95	W	104-58	Iowa City, IA

Evansville (Iowa leads, 5-2)			
12/1/59	W	86-84	Evansville, IN
12/3/60	W	83-71	Evansville, IN
12/2/61	L	59-65	Evansville, IN
12/1/62	W	62-57	Evansville, IN
12/7/63	W	75-72	Evansville, IN
12/5/64	L	83-90	Evansville, IN
12/4/65	W	80-73	Evansville, IN

Fairfield (Iowa leads, 1-0)			
%12/2/05	W	75-59	Iowa City, IA

Fairleigh Dickinson (Iowa leads, 1-0)			
12/9/13	W	92-59	Iowa City, IA

Florida Atlantic (Iowa leads, 1-0)			
11/24/02	W	79-52	Iowa City, IA

Florida Gulf Coast (Iowa leads, 1-0)			
%11/18/07	W	62-49	Iowa City, IA

Florida State (Iowa leads, 2-1)			
*3/18/88	W	102-98	Los Angeles, CA
12/2/02	L	67-80	Tallahassee, FL
12/2/15	W	78-75#	Iowa City, IA

Furman (Iowa leads, 1-0)			
12/14/85	W	81-61	Iowa City, IA

Gardner-Webb (Iowa leads, 2-0)			
%11/17/12	W	65-56	Iowa City, IA
11/13/15	W	76-59	Iowa City, IA

George Mason (Iowa leads, 1-0)			
12/1/84	W	111-82	Iowa City, IA

George Washington (Iowa leads, 1-0)			
*3/15/96	W	81-79	Tempe, AZ

Georgetown (Iowa leads, 1-0)			
*3/16/80	W	81-80	Philadelphia, PA

Georgia (Series tied, 1-1)			
%12/3/88	W	102-76	Iowa City, IA
&3/11/98	L	93-100	Iowa City, IA

Georgia State (Iowa leads, 2-0)			
12/12/84	W	89-40	Iowa City, IA
12/20/06	W	101-59	Iowa City, IA

Georgia Tech (Iowa leads, 2-1)			
11/28/00	W	85-67	Iowa City, IA
&3/24/03	L	78-79	Iowa City, IA
11/29/22	W	81-65	Iowa City, IA

Gonzaga (Series tied, 2-2)			
11/26/84	W	62-40	Iowa City, IA
12/23/85	W	84-64	Spokane, WA
*3/22/15	L	68-87	Seattle, WA
12/19/20	L	88-99	Sioux Falls, SD

Grambling State (Iowa leads, 2-0)			
%12/6/96	W	93-73	Iowa City, IA
11/16/17	W	85-74	Iowa City, IA

Green Bay (Iowa leads, 3-0)			
12/29/73	W	74-67#	Iowa City, IA
12/2/03	W	82-56	Iowa City, IA
11/11/18	W	93-82	Iowa City, IA

Grinnell (Grinnell leads, 19-18)			
11/6/01	W	34-19	Iowa City, IA
2/15/02	W	25-21	Grinnell, IA
2/2/03	L	5-6	Grinnell, IA
2/14/03	L	13-15	Iowa City, IA
12/4/03	W	39-35	Iowa City, IA
1/14/04	W	21-20	Grinnell, IA
1/19/04	L	12-35	Grinnell, IA
1904	W	23-19	Iowa City, IA
1/28/05	L	22-32	Grinnell, IA
2/23/05	W	24-17	Iowa City, IA
3/6/05	L	26-34	Grinnell, IA
1906	W	26-13	Iowa City, IA
2/22/06	L	19-20	Grinnell, IA
3/9/06	W	20-17	Iowa City, IA
1/30/07	W	20-17	Grinnell, IA
2/9/07	L	21-24	Iowa City, IA
1/20/08	W	15-13	Iowa City, IA
2/22/08	L	11-34	Grinnell, IA
3/11/08	L	12-26	Grinnell, IA
2/6/09	L	18-19	Iowa City, IA
2/12/09	L	14-25	Grinnell, IA
1/29/10	W	20-13	Iowa City, IA
2/11/10	L	13-18	Grinnell, IA
2/27/11	L	10-21	Grinnell, IA
3/9/11	W	12-10	Grinnell, IA
2/10/12	L	19-20	Iowa City, IA
1912	L	14-18	Grinnell, IA
1/24/13	L	12-26	Iowa City, IA
2/21/13	L	11-35	Grinnell, IA
1/23/14	L	20-38	Iowa City, IA
2/27/14	W	20-18	Grinnell, IA
1/30/15	L	14-15	Iowa City, IA
2/19/15	W	26-20	Grinnell, IA

1/25/16	W	25-16	Iowa City, IA
2/26/16	W	22-15	Grinnell, IA
1/27/17	W	19-16	Iowa City, IA
2/23/17	W	17-15	Grinnell, IA

Hampton (Iowa leads, 1-0)			
11/14/14	W	90-56	Iowa City, IA

Hamline (Iowa leads, 1-0)			
12/1/34	W	38-26	Iowa City, IA

Hardin-Simmons (Iowa leads, 2-0)			
12/21/70	W	90-77	Iowa City, IA
12/1/71	W	80-58	Iowa City, IA

Harvard (Iowa leads, 1-0)			
12/31/47	W	61-41	Iowa City, IA

Haskall Indians (Iowa leads, 1-0)			
2/2/09	W	32-18	Iowa City, IA

Hawai'i (Iowa leads, 3-0)			
%12/30/69	W	111-60	Honolulu, HI
%12/4/82	W	99-67	Iowa City, IA
%12/29/94	W	84-82	Honolulu, HI

Hawaii-Hilo (Iowa leads, 2-0)			
11/22/85	W	80-69	Hilo, HI
12/28/90	W	78-65	Hilo, HI

Hawaii-Pacific (Iowa leads, 1-0)			
11/23/85	W	85-68	Honolulu, HI

Highland Park (Iowa leads, 4-1)			
1903	W	27-17	Iowa City, IA
1/17/04	W	28-19	Highland Park
1/26/05	W	23-22	Highland Park
1/19/07	W	32-17	Highland Park
12/31/13	L	4-14	Highland Park

Holy Cross (Iowa leads, 1-0)			
&12/27/75	W	98-75	Honolulu, HI

Houston (Series tied, 1-1)			
%12/30/68	W	95-87	New Orleans, LA
12/19/81	L	52-62	Houston, TX

Howard (Iowa leads, 1-0)			
%11/15/12	W	66-36	Iowa City, IA

Idaho (Idaho leads, 1-0)			
*3/14/82	L	67-69#	Pullman, WA

Idaho State (Iowa leads, 2-0)			
11/9/07	W	58-43	Iowa City, IA
12/4/10	W	70-53	Iowa City, IA

Illinois (Illinois leads, 90-77)			
12/14/08	W	46-36	Iowa City, IA
1/28/13	L	9-35	Champaign, IL
2/23/24	L	14-26	Iowa City, IA
2/29/24	L	19-38	Champaign, IL
1/24/25	L	15-23	Champaign, IL
2/27/25	W	33-25	Iowa City, IA
1/22/27	L	33-40#	Champaign, IL
2/12/27	W	26-24	Iowa City, IA
1/13/28	W	36-30	Iowa City, IA
2/24/28	W	41-27	Champaign, IL
2/14/31	L	23-26	Iowa City, IA
2/28/31	L	13-31	Champaign, IL
2/27/33	W	30-27	Iowa City, IA
3/4/33	L	16-44	Champaign, IL
1/15/34	W	36-14	Iowa City, IA
2/26/34	L	31-35	Champaign, IL
1/4/36	W	27-26	Iowa City, IA
2/10/36	L	14-36	Champaign, IL
1/16/37	L	28-42	Champaign, IL
2/27/37	L	29-40	Iowa City, IA
2/6/39	L	26-34	Champaign, IL
3/2/40	W	62-47	Iowa City, IA
2/17/41	L	53-56	Champaign, IL
1/19/42	L	35-42	Champaign, IL
3/2/42	W	46-32	Iowa City, IA
1/16/43	L	41-61	Champaign, IL
1/18/43	L	34-66	Champaign, IL
1/21/44	W	56-51	Iowa City, IA
1/22/44	W	53-44	Iowa City, IA
1/26/45	L	42-43	Champaign, IL

ALL-TIME SERIES RESULTS

IOWA BASKETBALL



2023-24 MEDIA GUIDE

3/3/45	W	43-37	Iowa City, IA	1/18/96	W	82-79	Iowa City, IA	2/20/32	L	33-34	Iowa City, IA			
12/22/45	W	41-39	Iowa City, IA	2/24/96	L	86-91	Champaign, IL	2/5/34	L	25-34	Bloomington, IN			
2/23/46	L	51-57	Champaign, IL	1/29/97	W	82-65	Iowa City, IA	2/17/34	W	29-26	Iowa City, IA			
2/8/47	L	36-45	Champaign, IL	2/9/97	L	51-66	Champaign, IL	1/19/35	L	35-40	Iowa City, IA			
2/9/48	W	70-61	Iowa City, IA	1/8/98	L	64-76	Iowa City, IA	2/11/35	L	30-34	Bloomington, IN			
2/21/49	L	49-80	Champaign, IL	2/22/98	L	72-79	Champaign, IL	1/4/37	L	24-28	Bloomington, IN			
2/11/50	W	70-65	Champaign, IL	1/7/99	W	84-62	Iowa City, IA	2/6/37	L	34-38	Iowa City, IA			
1/8/51	L	69-72	Iowa City, IA	2/21/99	W	78-72	Champaign, IL	1/8/38	W	48-39	Iowa City, IA			
1/20/51	L	53-69	Champaign, IL	1/26/00	L	58-69	Iowa City, IA	1/17/38	W	36-32	Bloomington, IN			
2/9/52	W	73-68	Iowa City, IA	2/12/00	L	50-78	Champaign, IL	2/11/39	L	39-50	Iowa City, IA			
2/23/52	L	62-78	Champaign, IL	1/11/01	W	78-62	Iowa City, IA	2/20/39	L	40-45	Bloomington, IN			
2/14/53	L	63-80	Champaign, IL	2/24/01	L	63-89	Champaign, IL	1/8/40	L	30-45	Bloomington, IN			
2/21/53	W	67-62	Iowa City, IA	1/15/02	L	66-77	Champaign, IL	2/19/40	L	42-46	Iowa City, IA			
1/18/54	W	79-70	Champaign, IL	1/15/03	W	68-61	Iowa City, IA	2/10/41	L	40-50	Bloomington, IN			
2/20/54	L	51-74	Iowa City, IA	1/17/04	L	82-88	Champaign, IL	2/22/41	L	36-47	Iowa City, IA			
1/17/55	W	92-80	Iowa City, IA	2/25/04	L	59-78	Iowa City, IA	2/23/42	W	55-52	Iowa City, IA			
2/21/55	W	89-70	Champaign, IL	1/20/05	L	68-73#	Champaign, IL	1/23/43	L	55-71	Iowa City, IA			
3/3/56	W	96-72	Iowa City, IA	2/19/05	L	65-75	Iowa City, IA	1/25/43	L	43-64	Iowa City, IA			
1/7/57	L	70-81	Champaign, IL	1/7/06	W	63-48	Iowa City, IA	1/28/44	W	43-42	Bloomington, IN			
1/6/58	W	70-68	Champaign, IL	2/25/06	L	59-71	Champaign, IL	1/29/44	W	52-40	Bloomington, IN			
2/22/58	W	83-79	Iowa City, IA	1/10/07	L	70-74	Champaign, IL	1/22/45	W	56-51	Iowa City, IA			
1/12/59	L	97-103	Champaign, IL	3/3/07	W	60-53	Iowa City, IA	2/10/45	W	45-40	Bloomington, IN			
2/28/59	L	70-72	Iowa City, IA	3/1/08	L	47-58	Iowa City, IA	1/12/46	L	39-45	Bloomington, IN			
2/27/60	L	70-85	Champaign, IL	2/1/09	L	54-62	Champaign, IL	2/25/46	L	46-49	Iowa City, IA			
1/16/61	W	78-71	Iowa City, IA	1/5/10	L	42-59	Champaign, IL	1/18/47	L	48-50	Bloomington, IN			
2/10/62	L	81-91	Iowa City, IA	2/3/10	L	49-57	Iowa City, IA	2/22/47	W	68-46	Bloomington, IN			
3/3/62	W	88-78	Iowa City, IA	12/29/10	L	77-87	Iowa City, IA	1/17/48	W	61-52	Iowa City, IA			
1/5/63	L	76-85	Iowa City, IA	2/26/11	L	68-81	Champaign, IL	2/14/48	L	47-49	Bloomington, IN			
3/9/63	L	69-73	Champaign, IL	2/26/12	L	54-65	Champaign, IL	1/10/49	L	39-50	Bloomington, IN			
1/11/64	L	70-87	Iowa City, IA	\$3/8/12	W	64-61	Indianapolis, IN	2/26/49	L	60-76	Iowa City, IA			
3/9/64	L	67-90	Champaign, IL	3/5/13	W	63-55	Iowa City, IA	1/14/50	W	65-64	Iowa City, IA			
2/23/65	L	80-97	Champaign, IL	2/1/14	W	81-74	Champaign, IL	2/25/50	W	59-53	Bloomington, IN			
3/6/65	W	94-84	Iowa City, IA	3/8/14	L	63-66	Iowa City, IA	2/12/51	L	54-63	Iowa City, IA			
3/5/66	L	90-106	Champaign, IL	2/25/15	W	68-60	Iowa City, IA	2/26/51	L	53-63	Bloomington, IN			
2/17/67	W	96-89	Iowa City, IA	2/7/16	W	77-65	Champaign, IL	1/12/52	W	78-59	Iowa City, IA			
2/3/68	L	63-66	Champaign, IL	\$3/10/16	L	66-68	Indianapolis, IN	1/21/52	L	69-82	Bloomington, IN			
3/2/68	W	61-56	Iowa City, IA	1/25/17	L	64-76	Champaign, IL	12/22/53	L	72-91	Iowa City, IA			
2/8/69	L	69-98	Champaign, IL	2/18/17	L	66-70	Iowa City, IA	3/9/53	L	61-68	Bloomington, IN			
2/25/69	W	74-53	Iowa City, IA	1/11/18	W	104-87#	Champaign, IL	2/22/54	W	82-64	Bloomington, IN			
2/17/70	W	83-81	Champaign, IL	\$2/28/18	W	96-87	New York, NY	2/12/55	W	90-75	Iowa City, IA			
2/2/71	W	92-84	Iowa City, IA	1/20/19	W	95-71	Iowa City, IA	2/20/56	W	87-83	Bloomington, IN			
2/15/72	W	87-84#	Iowa City, IA	\$3/14/19	W	83-62	Chicago, IL	3/5/56	W	84-73	Iowa City, IA			
3/7/72	L	84-91	Champaign, IL	2/2/20	W	72-65	Iowa City, IA	2/2/57	L	66-82	Iowa City, IA			
1/13/73	L	78-80	Champaign, IL	3/8/20	L	76-78	Champaign, IL	2/18/57	L	76-90	Bloomington, IN			
3/10/73	W	93-76	Iowa City, IA	1/29/21	L	75-80	Champaign, IL	1/18/58	W	79-75	Iowa City, IA			
2/23/74	L	84-91	Champaign, IL	\$3/13/21	L	71-82	Indianapolis, IN	1/17/59	W	88-78	Bloomington, IN			
1/4/75	W	95-70	Iowa City, IA	12/6/21	L	83-87	Iowa City, IA	2/8/60	L	74-87	Bloomington, IN			
3/8/75	W	73-70	Champaign, IL	3/6/22	L	72-74	Champaign, IL	2/20/60	L	64-79	Iowa City, IA			
1/3/76	W	84-60	Iowa City, IA	2/4/23	W	81-79	Iowa City, IA	2/11/61	W	74-67	Bloomington, IN			
3/6/76	W	82-70	Champaign, IL	Illinois State (Illinois State leads, 1-0)							3/4/61	L	69-78	Iowa City, IA
1/15/77	W	84-81#	Champaign, IL	%12/29/88 L 88-89 Oklahoma City, OK							2/17/62	L	69-72	Bloomington, IN
2/24/77	W	76-64	Iowa City, IA	Illinois YMCA (Illinois YMCA leads, 1-0)							2/18/63	L	71-72	Iowa City, IA
1/26/78	L	61-70	Iowa City, IA	2/1/06 L 24-35 Chicago, IL							1/4/64	W	72-71	Bloomington, IN
2/18/78	L	76-77	Champaign, IL	Illinois Wesleyan (Iowa leads, 3-1)							2/10/64	W	82-75	Iowa City, IA
1/25/79	W	58-52	Iowa City, IA	12/31/20 L 26-29 Bloomington, IL							1/11/65	L	76-85	Iowa City, IA
2/17/79	W	67-53	Champaign, IL	12/16/78 W 95-55 Bloomington, IL							1/18/65	W	74-68	Bloomington, IN
1/3/80	W	72-71	Champaign, IL	11/26/83 W 86-60 Iowa City, IA							1/17/66	L	61-73	Bloomington, IN
3/1/80	W	75-71	Iowa City, IA	12/15/84 W 99-39 Iowa City, IA							3/7/66	W	82-77	Iowa City, IA
1/31/81	L	66-79	Champaign, IL	Indiana (Indiana leads, 106-82)							1/7/67	W	84-73	Iowa City, IA
2/7/81	W	72-66	Iowa City, IA	2/6/09 L 12-18 Bloomington, IN							2/25/67	W	75-74#	Bloomington, IN
1/9/82	W	56-50	Iowa City, IA	2/6/09 L 12-18 Bloomington, IN							2/24/68	W	78-70	Bloomington, IN
3/4/82	L	67-73#	Champaign, IL	1/19/15 W 29-20 Iowa City, IA							1/11/69	W	91-72	Iowa City, IA
2/3/83	L	61-62	Champaign, IL	2/23/15 W 20-19 Bloomington, IN							1/31/70	W	100-93	Iowa City, IA
2/12/83	W	68-66	Iowa City, IA	1/12/17 L 12-21 Bloomington, IN							2/7/70	W	104-89	Bloomington, IN
2/2/84	L	52-54##	Iowa City, IA	1/19/17 L 7-12 Bloomington, IN							2/13/71	L	84-86	Iowa City, IA
1/22/84	L	53-73	Champaign, IL	2/17/18 L 25-29 Bloomington, IN							3/6/71	L	88-104	Bloomington, IN
1/5/85	W	64-60	Iowa City, IA	3/8/18 W 13-11 Bloomington, IN							2/19/72	L	79-86	Bloomington, IN
3/7/85	L	53-59#	Champaign, IL	1/13/19 L 14-23 Bloomington, IN							3/3/73	L	64-80#	Iowa City, IA
1/4/86	W	60-59	Champaign, IL	1/24/19 W 21-12 Bloomington, IN							1/19/74	L	51-55	Iowa City, IA
3/6/86	W	57-53	Iowa City, IA	2/7/20 W 28-20 Bloomington, IN							2/2/74	L	50-85	Bloomington, IN
1/14/87	W	91-88#	Champaign, IL	2/13/20 L 19-25 Bloomington, IN							1/11/75	L	49-102	Bloomington, IN
2/14/87	W	66-61	Iowa City, IA	2/21/21 W 22-15 Bloomington, IN							2/8/75	L	56-79	Iowa City, IA
1/21/88	W	93-79	Iowa City, IA	2/26/21 W 26-17 Bloomington, IN							1/26/76	L	73-88	Iowa City, IA
3/6/88	L	81-94	Champaign, IL	1/22/23 W 19-13 Bloomington, IN							2/23/76	L	81-101	Bloomington, IN
2/5/89	W	86-82	Iowa City, IA	2/5/23 L 21-23 Bloomington, IN							1/29/77	L	65-81	Bloomington, IN
3/8/89	L	94-118	Champaign, IL	1/31/25 L 28-30 Bloomington, IN							2/28/77	W	80-73	Iowa City, IA
1/29/90	W	69-67	Iowa City, IA	2/9/25 L 21-28 Bloomington, IN							1/5/78	L	51-69	Bloomington, IN
3/4/90	L	85-118	Champaign, IL	1/16/26 W 29-22 Bloomington, IN							3/4/78	L	55-71	Iowa City, IA
1/28/91	L	50-53	Champaign, IL	2/1/26 L 20-30 Bloomington, IN							1/13/79	W	90-61	Iowa City, IA
2/23/91	L	74-79	Iowa City, IA	2/11/28 L 33-50 Bloomington, IN							2/22/79	L	62-64	Bloomington, IN
1/15/92	W	74-69	Iowa City, IA	2/26/28 L 39-49 Bloomington, IN							1/17/80	L	69-81	Bloomington, IN
2/23/92	L	72-77#	Champaign, IL	2/21/29 W 29-27 Bloomington, IN							2/14/80	L	55-66	Iowa City, IA
2/4/93	L	77-78	Champaign, IL	3/4/29 L 30-35 Bloomington, IN							1/22/81	W	56-53	Bloomington, IN
3/13/93	W	63-53	Iowa City, IA	1/19/31 L 20-28 Bloomington, IN							2/19/81	W	78-65	Iowa City, IA
1/19/94	L	90-105	Champaign, IL	2/9/31 L 18-31 Bloomington, IN							2/4/82	W	62-40	Iowa City, IA
2/19/94	W	83-69	Iowa City, IA	1/18/32 L 27-35 Bloomington, IN							2/13/82	L	58-73	Bloomington, IN
2/1/95	L	74-79	Iowa City, IA								1/29/83	W	63-48	Iowa City, IA
2/11/95	L	97-104#	Champaign, IL								2/16/83	W	58-57	Bloomington, IN



1/28/84	L	47-54	Bloomington, IN
2/16/84	L	45-49	Iowa City, IA
1/31/85	W	72-59	Bloomington, IN
3/3/85	W	70-50	Iowa City, IA
1/30/86	W	79-69	Iowa City, IA
3/2/86	L	73-80	Bloomington, IN
1/22/87	W	101-88	Iowa City, IA
2/21/87	L	75-84	Bloomington, IN
1/6/88	W	84-70	Iowa City, IA
3/12/88	L	89-116	Bloomington, IN
1/30/89	L	89-104	Bloomington, IN
3/11/89	W	87-70	Iowa City, IA
1/18/90	L	79-83	Iowa City, IA
2/17/90	L	71-118	Bloomington, IN
1/19/91	L	79-99	Iowa City, IA
2/21/91	W	80-79#	Bloomington, IN
2/9/92	L	66-81	Bloomington, IN
3/4/92	L	60-64	Iowa City, IA
1/6/93	L	67-75	Bloomington, IN
2/6/93	L	66-73	Iowa City, IA
1/11/94	L	75-89	Iowa City, IA
2/12/94	L	91-93	Bloomington, IN
1/7/95	W	74-55	Iowa City, IA
3/12/95	L	79-110	Bloomington, IN
1/30/96	L	73-76	Bloomington, IN
2/11/96	W	76-50	Iowa City, IA
2/4/97	W	75-67	Iowa City, IA
12/31/97	W	89-76	Bloomington, IN
2/28/98	W	84-70	Iowa City, IA
12/31/98	W	67-52	Iowa City, IA
2/27/99	L	81-88	Bloomington, IN
1/18/00	L	71-74	Bloomington, IN
1/27/01	W	71-66	Iowa City, IA
\$3/11/01	W	63-61	Chicago, IL
1/13/02	L	66-77	Iowa City, IA
2/5/02	L	51-79	Bloomington, IN
\$3/9/02	W	62-60	Indianapolis, IN
2/19/03	L	63-79	Iowa City, IA
3/1/03	L	88-91#	Bloomington, IN
2/7/04	W	84-82##	Bloomington, IN
1/29/05	W	72-57	Iowa City, IA
1/24/06	W	73-60	Iowa City, IA
2/11/06	W	70-67	Bloomington, IN
1/16/07	L	64-71	Bloomington, IN
2/3/07	W	81-75	Iowa City, IA
1/2/08	L	76-79	Iowa City, IA
1/23/08	L	43-65	Bloomington, IN
1/3/09	W	65-60	Iowa City, IA
2/4/09	L	60-68	Bloomington, IN
1/24/10	W	58-43	Bloomington, IN
2/28/10	W	73-57	Iowa City, IA
1/23/11	W	91-77	Iowa City, IA
2/5/11	W	64-63	Bloomington, IN
1/29/12	L	103-89	Bloomington, IN
2/19/12	W	78-66	Iowa City, IA
12/31/12	L	65-69	Iowa City, IA
3/2/13	L	60-73	Bloomington, IN
2/27/14	L	86-93	Bloomington, IN
3/3/15	W	77-63	Bloomington, IN
2/11/16	L	78-85	Bloomington, IN
3/1/16	L	78-81	Iowa City, IA
2/21/17	W	96-90#	Iowa City, IA
\$3/9/17	L	73-95	Washington, DC
12/4/17	L	64-77	Bloomington, IN
2/17/18	L	82-84	Iowa City, IA
2/7/19	W	77-72	Bloomington, IN
2/22/19	W	76-70#	Iowa City, IA
2/13/20	L	77-89	Bloomington, IN
1/21/21	L	69-81	Iowa City, IA
2/7/21	L	65-67	Bloomington, IN
1/13/22	W	83-74	Iowa City, IA
\$3/12/22	W	80-77	Indianapolis, IN
1/5/23	W	91-89	Iowa City, IA
2/28/23	W	90-68	Bloomington, IN

Indiana State (Iowa leads, 2-0)

12/16/40	W	39-37	Iowa City, IA
&3/20/13	W	68-52	Iowa City, IA

Iowa National Guard (Iowa leads, 2-1)

2/28/05	L	26-46	Muscataine, IA
1/26/06	W	42-26	Fairfield, IA
1/1/13	W	25-16	Fort Dodge, IA

Iowa State (Iowa leads, 48-28)

2/5/09	W	30-27	Ames, IA
2/26/10	W	24-12	Iowa City, IA
2/8/13	W	27-15	Iowa City, IA

2/25/13	W	21-13	Ames, IA
1/31/14	W	22-15	Iowa City, IA
2/24/14	W	21-16	Ames, IA
2/16/15	W	27-12	Iowa City, IA
3/4/15	W	23-18	Ames, IA
2/19/16	W	26-9	Iowa City, IA
3/4/16	W	22-14	Ames, IA
2/16/17	L	12-24	Ames, IA
2/27/17	W	15-13	Iowa City, IA
2/9/18	W	24-9	Iowa City, IA
3/1/18	W	22-20	Ames, IA
2/15/19	W	27-17	Iowa City, IA
3/1/19	W	29-20	Ames, IA
1/23/20	W	27-15	Iowa City, IA
3/6/20	W	26-19	Ames, IA
2/15/21	L	16-20	Iowa City, IA
3/11/21	L	18-26	Ames, IA
12/11/33	W	30-12	Iowa City, IA
1/1/35	L	33-41	Ames, IA
1/23/70	W	87-68	Iowa City, IA
12/18/71	L	94-97	Ames, IA
1/2/73	W	66-57	Iowa City, IA
1/7/74	L	77-94	Ames, IA
12/12/74	W	77-66	Iowa City, IA
12/12/75	W	91-77	Ames, IA
12/18/76	W	85-64	Iowa City, IA
11/26/77	L	78-79	Ames, IA
12/11/78	W	67-66	Iowa City, IA
12/15/79	W	67-64	Ames, IA
12/20/80	W	85-59	Iowa City, IA
12/8/81	W	79-68	Ames, IA
1/15/83	W	73-56	Iowa City, IA
1/14/84	L	72-76##	Ames, IA
12/4/84	L	50-54	Iowa City, IA
12/10/85	L	61-74	Ames, IA
12/20/86	W	89-64	Iowa City, IA
12/19/87	L	100-102#	Ames, IA
12/10/88	W	91-71	Iowa City, IA
12/7/89	W	89-87	Ames, IA
12/8/90	W	75-73	Iowa City, IA
12/14/91	L	84-98	Ames, IA
12/12/92	W	78-51	Iowa City, IA
12/11/93	L	79-86	Ames, IA
12/10/94	L	63-76	Iowa City, IA
12/9/95	W	56-50	Ames, IA
12/14/96	L	74-81	Iowa City, IA
12/13/97	W	60-59	Ames, IA
12/12/98	W	74-54	Iowa City, IA
12/11/99	L	66-79	Ames, IA
12/9/00	W	80-68	Iowa City, IA
12/8/01	W	78-53	Ames, IA
12/13/02	L	69-73	Iowa City, IA
&3/21/03	W	54-53	Ames, IA
1/21/04	L	76-84	Ames, IA
12/10/04	W	70-63	Iowa City, IA
12/9/05	L	60-72	Ames, IA
12/8/06	W	77-59	Iowa City, IA
12/8/07	L	47-56	Ames, IA
12/12/08	W	73-57	Iowa City, IA
12/11/09	L	71-81	Ames, IA
12/10/10	L	72-75	Iowa City, IA
12/9/11	L	76-86	Ames, IA
12/7/12	W	80-71	Iowa City, IA
12/13/13	L	82-85	Ames, IA
12/12/14	L	75-90	Iowa City, IA
12/10/15	L	82-83	Ames, IA
12/8/16	W	78-64	Iowa City, IA
12/7/17	L	78-84	Ames, IA
12/6/18	W	98-84	Iowa City, IA
12/12/19	W	84-68	Ames, IA
12/11/20	W	105-77	Iowa City, IA
12/9/21	L	53-73	Ames, IA
12/8/22	W	75-56	Iowa City, IA

Iowa Wesleyan (Iowa leads, 3-0)

12/20/11	W	41-22	Iowa City, IA
12/14/14	W	46-22	Iowa City, IA
12/21/15	W	55-6	Iowa City, IA

IPFW (Iowa Leads, 1-0)

11/26/11	W	82-72	Iowa City, IA
----------	---	-------	---------------

Ithaca (Iowa leads, 1-0)

12/13/48	W	78-26	Iowa City, IA
----------	---	-------	---------------

Jackson State (Iowa leads, 1-0)

12/12/88	W	86-71	Iowa City, IA
----------	---	-------	---------------

Jacksonville (Jacksonville leads, 1-0)

*3/12/70	L	103-104	Columbus, OH
----------	---	---------	--------------

James Madison (Iowa leads, 1-0)

%12/28/82	W	47-45	Rochester, NY
-----------	---	-------	---------------

Kansas (Iowa leads, 7-3)

2/5/02	W	40-27	Iowa City, IA
2/14/06	W	29-19	Iowa City, IA
1/29/42	L	51-53	Iowa City, IA
1/3/72	W	81-68	Iowa City, IA
12/9/72	W	69-56	Lawrence, KS
1/2/74	L	71-72	Iowa City, IA
12/7/74	L	54-89	Lawrence, KS
%11/28/87	W	100-81	Maui, HI
12/8/98	W	85-81	Lawrence, KS
2/3/00	W	77-69	Iowa City, IA

Kansas City AC (K. C. AC leads, 1-0)

1/23/07	L	28-35	Kansas City, MO
---------	---	-------	-----------------

Kennesaw State (Iowa leads, 2-0)

11/11/16	W	91-74	Iowa City, IA
12/29/19	W	93-51	Iowa City, IA

Kansas State (Series tied, 4-4)

12/7/46	W	54-41	Iowa City, IA
12/22/56	W	85-83	Iowa City, IA
12/14/57	L	69-86	Manhattan, KS
12/13/72	L	62-68	Iowa City, IA
12/11/73	L	67-105	Manhattan, KS
12/23/00	L	78-86	Manhattan, KS
12/22/01	W	89-70	Iowa City, IA
%11/29/08	W	65-63	Las Vegas, NV

Kent State (Iowa leads, 3-0)

11/29/76	W	84-55	Iowa City, IA
11/28/77	W	82-64	Kent, OH
11/25/78	W	111-76	Iowa City, IA

Kentucky (Kentucky leads, 5-3)

*3/17/56	W	89-77	Iowa City, IA
%12/21/62	L	69-94	Lexington, KY
12/4/64	L	77-85	Lexington, KY
12/4/72	W	79-66	Lexington, KY
12/14/73	L	80-88	Iowa City, IA
*3/15/97	L	69-75	Salt Lake City, UT
*3/17/01	L	79-92	Long Island, NY
%11/21/05	W	67-63	Kansas City, MO

Knox (Iowa leads, 4-0)

12/31/21	W	27-21	Galesburg, IL
12/16/22	W	21-11	Iowa City, IA
1927	W	30-21	Iowa City, IA
2/6/43	W	62-45	Iowa City, IA

Lafayette (Iowa leads, 1-0)

1/11/88	W	109-68	Iowa City, IA
---------	---	--------	---------------

La Salle (Series tied, 1-1)

*3/18/55	L	73-76	Kansas City, MO
%12/7/96	W	65-60	Iowa City, IA

Lawrence Tech (Lawrence Tech leads, 1-0)

12/10/49	L	49-54	Southfield, MI
----------	---	-------	----------------

Leander-Clarke (Iowa leads, 3-0)

1/16/12	W	23-11	Iowa City, IA
12/16/12	W	14-10	Iowa City, IA
12/12/13	W	24-13	Iowa City, IA

Lehigh (Iowa leads, 2-0)

%12/7/85	W	89-68	Iowa City, IA
12/3/94	W	104-77	Iowa City, IA

Lewis Institute (Lewis Institute leads, 2-0)

1905	L	25-31	Iowa City, IA
2/17/11	L	10-19	Chicago, IL

Liberty (Iowa leads, 1-0)

12/22/02	W	87-49	Iowa City, IA
----------	---	-------	---------------

Lombard (Iowa leads, 2-1)

12/19/16	W	39-11	Iowa City, IA
12/20/17	L	15-25	Iowa City, IA
12/20/21	W	26-14	Iowa City, IA

ALL-TIME SERIES RESULTS

IOWA BASKETBALL



2023-24 MEDIA GUIDE

Long Beach State (Series Tied, 1-1)

%12/4/93	W	101-79	Iowa City, IA
%11/22/10	L	72-78	Virgin Islands, VI

Long Island (Iowa leads, 2-0)

12/17/94	W	102-72	Iowa City, IA
11/29/97	W	101-69	Iowa City, IA

Longwood (Iowa leads, 2-0)

11/29/14	W	77-44	Iowa City, IA
11/9/14	W	106-73	Iowa City, IA

Loyola-Chicago (Iowa leads, 4-3)

12/19/35	W	33-26	Chicago, IL
12/28/50	W	61-56	Chicago, IL
12/4/54	W	89-79	Chicago, IL
2/2/63	L	68-86	Chicago, IL
2/1/64	L	71-85	Chicago, IL
2/4/67	L	87-98	Chicago, IL
1/8/68	W	71-65	Iowa City, IA

Loyola Marymount (Iowa leads, 2-0)

12/17/55	W	84-61	Iowa City, IA
%12/6/86	W	103-80	Iowa City, IA

Loyola-New Orleans (Iowa leads, 2-0)

12/17/56	W	80-65	Iowa City, IA
12/22/59	W	68-96	Iowa City, IA

Los Angeles State (Iowa leads, 1-0)

12/18/61	W	82-72	Iowa City, IA
----------	---	-------	---------------

Louisiana (Louisiana leads, 1-0)

%11/20/17	L	71-80	Cayman Islands
-----------	---	-------	----------------

Louisiana-Monroe (Iowa leads, 4-1)

12/6/75	W	97-87	Iowa City, IA
*3/12/82	W	70-63	Pullman, WA
*3/19/93	W	82-69	Nashville, TN
%11/30/07	L	67-72#	Iowa City, IA
11/16/10	W	68-40	Iowa City, IA

Louisiana Tech (Iowa leads, 3-0)

%12/7/91	W	84-65	Iowa City, IA
11/17/01	W	75-67	Iowa City, IA
12/21/11	W	77-58	Iowa City, IA

Louisiana St (LSU leads, 2-1, includes LSU forfeit in '96)

%12/28/64	L	81-92	Pullman, WA
%11/26/96	L	60-70+	Maui, HI
&3/13/02	L	61-63	Iowa City, IA

Louisville (Series tied, 2-2)

*3/22/80	L	72-80	Indianapolis, IN
12/7/83	L	58-79	Louisville, KY
11/29/03	W	70-69#	Indianapolis, IN
%11/22/04	W	76-71	Maui, HI

Luther (Iowa leads, 3-0)

1908	W	34-32	Decorah, IA
2/26/09	W	34-12	Decorah, IA
1/19/10	W	19-15	Decorah, IA

Mankato State (Iowa leads, 1-0)

12/1/77	W	91-71	Iowa City, IA
---------	---	-------	---------------

Marquette (Iowa leads, 11-7)

1/15/23	L	20-21	Iowa City, IA
1/11/24	W	28-17	Milwaukee, WI
1/2/26	W	19-16	Milwaukee, WI
1/1/27	W	35-21	Milwaukee, WI
1/1/28	W	31-17	Milwaukee, WI
12/21/29	W	38-15	Milwaukee, WI
12/21/29	L	19-29	Milwaukee, WI
3/4/30	L	21-39	Iowa City, IA
12/30/35	W	31-27	Milwaukee, WI
1/2/37	W	37-34	Milwaukee, WI
1/1/38	L	23-36	Milwaukee, WI
12/30/39	L	43-49#	Milwaukee, WI
*3/12/55	W	86-81	Kansas City, MO
12/23/72	L	61-69	Iowa City, IA
12/8/73	L	70-86	Milwaukee, WI
12/5/81	W	86-65#	Milwaukee, WI
12/8/82	W	87-66	Iowa City, IA
11/19/15	W	89-61	Milwaukee, WI

Maryland (Iowa leads, 8-7)

%12/25/84	L	68-70	Honolulu, HI
11/30/99	L	65-83	Baltimore, MD

&4/2/13	W	71-60	New York, NY
2/8/15	W	71-55	Iowa City, IA
1/28/16	L	68-74	College Park, MD
1/19/17	L	76-84	Iowa City, IA
2/25/17	W	83-69	College Park, MD
1/7/18	L	73-91	College Park, MD
2/19/19	L	65-66	Iowa City, IA
1/10/20	W	67-49	Iowa City, IA
1/30/20	L	72-82	College Park, MD
1/7/21	W	89-67	College Park, MD
1/3/22	W	80-75	Iowa City, IA
2/10/22	W	110-87	College Park, MD
1/15/23	W	81-67	Iowa City, IA

Maryland-Baltimore County (Iowa leads, 2-0)

12/15/90	W	98-81	Iowa City, IA
12/6/14	W	77-47	Iowa City, IA

Maryland Eastern Shore (Iowa leads, 5-0)

11/23/91	W	101-45	Iowa City, IA
11/13/01	W	89-59	Iowa City, IA
%11/14/05	W	86-41	Iowa City, IA
%11/20/07	W	65-48	Iowa City, IA
11/14/13	W	109-63	Iowa City, IA

McNeese State (Iowa leads, 1-0)

11/26/88	W	77-56	Iowa City, IA
----------	---	-------	---------------

Memphis (Iowa leads, 2-1)

%2/30/83	W	73-66	Los Angeles, CA
%11/20/01	W	75-71	Kansas City, MO
%11/26/16	L	92-100	Niceville, FL

Mercer (Iowa leads, 1-0)

12/28/01	W	77-43	Iowa City, IA
----------	---	-------	---------------

Miami, Ohio (Iowa leads, 2-0)

2/8/58	W	82-77	Iowa City, IA
12/9/61	W	75-55	Iowa City, IA

Michigan (Michigan leads, 98-67)

1/21/21	L	15-19	Ann Arbor, MI
2/27/22	L	20-22	Iowa City, IA
3/4/22	L	19-25	Ann Arbor, MI
1/15/23	W	18-17	Iowa City, IA
3/3/23	W	20-18	Ann Arbor, MI
1/19/24	L	18-23	Ann Arbor, MI
2/25/24	L	25-27	Iowa City, IA
1/11/26	L	16-22	Ann Arbor, MI
2/13/26	W	24-21	Iowa City, IA
1/15/27	L	22-41	Iowa City, IA
3/7/27	L	29-31#	Ann Arbor, MI
1/12/29	L	25-36	Iowa City, IA
2/23/29	L	18-25	Ann Arbor, MI
2/15/32	L	22-40	Ann Arbor, MI
2/27/32	L	27-35	Iowa City, IA
1/7/33	L	25-33	Iowa City, IA
2/18/33	W	36-35	Ann Arbor, MI
2/16/35	L	27-29	Iowa City, IA
2/25/35	W	37-25	Ann Arbor, MI
2/3/36	L	27-31#	Ann Arbor, MI
2/22/36	L	25-31	Iowa City, IA
2/14/38	W	38-20	Ann Arbor, MI
2/26/38	W	37-25	Iowa City, IA
1/21/39	L	32-47	Iowa City, IA
1/13/40	L	38-47	Ann Arbor, MI
2/15/41	L	29-40	Iowa City, IA
1/3/42	W	40-34	Ann Arbor, MI
2/21/42	W	59-38	Iowa City, IA
1/19/45	W	29-27	Ann Arbor, MI
2/3/45	W	50-37	Iowa City, IA
2/15/47	W	55-46	Iowa City, IA
3/1/48	L	35-51	Ann Arbor, MI
3/5/49	W	63-62	Iowa City, IA
1/7/50	L	46-66	Ann Arbor, MI
2/24/51	W	70-48	Iowa City, IA
3/5/51	W	65-55	Ann Arbor, MI
1/7/52	W	54-46	Ann Arbor, MI
2/11/52	W	82-59	Iowa City, IA
12/13/52	W	85-77	Iowa City, IA
1/12/53	L	61-66	Ann Arbor, MI
1/11/54	W	93-78	Iowa City, IA
2/8/54	W	86-68	Ann Arbor, MI
2/26/55	W	96-84	Iowa City, IA
3/7/55	L	58-74	Ann Arbor, MI
1/21/56	W	78-67	Ann Arbor, MI
3/2/57	L	79-83	Iowa City, IA
1/4/58	L	65-73	Iowa City, IA

3/8/58	L	92-95	Ann Arbor, MI
1/31/59	W	78-74	Iowa City, IA
2/16/59	L	86-90	Ann Arbor, MI
3/5/60	W	68-53	Iowa City, IA
2/20/61	W	50-46	Ann Arbor, MI
1/15/62	L	55-56	Ann Arbor, MI
2/24/62	W	68-63	Iowa City, IA
1/7/63	L	67-88	Iowa City, IA
2/25/63	L	70-78	Ann Arbor, MI
3/7/64	L	61-69	Iowa City, IA
2/8/65	L	66-81	Ann Arbor, MI
2/21/66	W	91-82	Iowa City, IA
2/28/66	L	88-103	Ann Arbor, MI
1/23/67	W	91-81	Iowa City, IA
3/11/67	W	83-76	Ann Arbor, MI
2/10/68	W	99-86	Ann Arbor, MI
3/9/68	L	70-71	Iowa City, IA
1/4/69	L	92-99#	Ann Arbor, MI
2/15/69	L	85-86	Iowa City, IA
1/6/70	W	107-99	Ann Arbor, MI
3/9/71	L	82-86	Iowa City, IA
1/25/72	L	86-90	Ann Arbor, MI
3/11/72	W	95-69	Iowa City, IA
1/8/73	L	59-71	Ann Arbor, MI
1/29/73	W	75-68	Iowa City, IA
1/26/74	L	84-86#	Iowa City, IA
1/18/75	L	70-75	Iowa City, IA
2/15/75	L	75-99	Ann Arbor, MI
1/31/76	L	95-104	Ann Arbor, MI
2/28/76	L	74-88	Iowa City, IA
1/17/77	L	75-99	Iowa City, IA
2/17/77	L	80-91	Ann Arbor, MI
1/12/78	L	56-66	Iowa City, IA
2/25/78	L	76-82	Ann Arbor, MI
1/6/79	W	85-79	Ann Arbor, MI
3/1/79	L	53-61	Iowa City, IA
1/5/80	L	65-68	Ann Arbor, MI
2/28/80	W	83-67	Iowa City, IA
1/17/81	W	73-58	Ann Arbor, MI
2/26/81	W	69-66	Iowa City, IA
1/23/82	W	56-38	Iowa City, IA
2/20/82	L	58-68	Ann Arbor, MI
1/8/83	W	79-72	Iowa City, IA
3/10/83	L	60-66	Ann Arbor, MI
1/7/84	L	49-53	Ann Arbor, MI
3/7/84	L	46-53	Iowa City, IA
1/19/85	L	67-69###	Ann Arbor, MI
2/14/85	L	52-56	Iowa City, IA
1/18/86	L	57-61	Iowa City, IA
2/15/86	L	66-82	Ann Arbor, MI
1/31/87	L	92-100	Ann Arbor, MI
2/28/87	W	95-85	Iowa City, IA
2/3/88	L	103-120	Ann Arbor, MI
2/27/88	W	95-87	Iowa City, IA
2/9/89	L	107-108##	Iowa City, IA
3/4/89	L	96-119	Ann Arbor, MI
1/20/90	W	78-76#	Iowa City, IA
3/10/90	L	96-127	Ann Arbor, MI
1/10/91	W	79-78	Iowa City, IA
2/9/91	L	70-84	Ann Arbor, MI
1/9/92	L	77-80#	Iowa City, IA
2/12/92	L	74-79	Ann Arbor, MI
1/31/93	W	88-80	Iowa City, IA
3/2/93	L	73-82	Ann Arbor, MI
1/8/94	L	70-71	Iowa City, IA
2/16/94	L	76-89	Ann Arbor, MI
1/11/95	L	82-83##	Ann Arbor, MI
3/5/95	W	86-69	Iowa City, IA
1/28/96	W	70-61	Iowa City, IA
2/13/96	W	62-55	Ann Arbor, MI
1/19/97	L	71-79	Ann Arbor, MI
2/20/97	W	80-75	Iowa City, IA
2/1/98	L	66-80	Iowa City, IA
\$3/6/98	L	66-77	Chicago, IL
1/30/99	W	81-68	Ann Arbor, MI
1/22/00	W	83-78	Iowa City, IA
3/1/00	L	78-87	Ann Arbor, MI
1/20/01	L	69-70	Iowa City, IA
2/14/01	L	85-94	Ann Arbor, MI
2/23/02	W	76-56	Iowa City, IA
2/8/03	L	62-70	Ann Arbor, MI
1/28/04	L	84-90	Ann Arbor, MI
2/14/04	W	69-61	Iowa City, IA
\$3/12/04	L	70-79	Indianapolis, IN
1/5/05	L	63-65	Iowa City, IA
3/5/05	W	74-72#	Ann Arbor, MI
2/4/06	W	94-66	Iowa City, IA
1/31/07	W	69-62	Ann Arbor, MI



1/19/08	W	68-60	Ann Arbor, MI
2/14/08	L	52-60	Iowa City, IA
\$3/13/08	L	47-55	Indianapolis, IN
1/11/09	L	49-64	Ann Arbor, MI
2/22/09	W	70-60#	Iowa City, IA
\$3/12/09	L	45-73	Indianapolis, IN
1/30/10	L	46-60	Ann Arbor, MI
2/16/10	L	78-80#	Iowa City, IA
\$3/11/10	L	52-59	Indianapolis, IN
1/30/11	L	73-87	Ann Arbor, MI
2/19/11	L	72-75#	Iowa City, IA
1/14/12	W	75-59	Iowa City, IA
1/6/13	L	67-95	Ann Arbor, MI
1/22/14	L	67-75	Ann Arbor, MI
2/8/14	W	85-67	Iowa City, IA
2/5/15	W	72-54	Ann Arbor, MI
1/17/16	W	82-71	Iowa City, IA
3/5/16	W	71-61	Ann Arbor, MI
1/1/17	W	86-83#	Iowa City, IA
1/2/18	L	68-75	Iowa City, IA
2/14/18	L	59-74	Ann Arbor, MI
\$3/1/18	L	71-77#	New York, NY
2/1/19	W	74-59	Iowa City, IA
\$3/15/19	L	53-74	Chicago, IL
12/6/19	L	91-103	Ann Arbor, MI
1/17/20	W	90-83	Iowa City, IA
2/25/21	L	57-79	Ann Arbor, MI
2/17/22	L	79-84	Iowa City, IA
3/3/22	W	82-71	Ann Arbor, MI
1/12/23	W	93-84#	Iowa City, IA

Michigan State (Michigan State leads, 77-59)

12/22/37	L	37-52	East Lansing, MI
12/23/40	W	40-34	East Lansing, MI
12/30/44	W	66-29	Iowa City, IA
12/18/48	L	43-49	East Lansing, MI
12/5/49	W	73-53	Iowa City, IA
1/15/51	W	46-42	Iowa City, IA
3/3/51	W	65-52	East Lansing, MI
1/5/52	W	61-60	East Lansing, MI
2/25/52	W	64-52	Iowa City, IA
1/10/53	L	61-68	East Lansing, MI
2/9/53	L	48-60	Iowa City, IA
1/4/54	W	73-63	Iowa City, IA
2/27/54	W	60-48	East Lansing, MI
1/10/55	W	94-81	Iowa City, IA
2/19/55	W	78-69	East Lansing, MI
1/7/56	L	64-65	Iowa City, IA
2/16/57	L	67-77	East Lansing, MI
2/10/58	L	84-90	East Lansing, MI
3/1/58	L	65-83	Iowa City, IA
1/5/59	W	80-68	Iowa City, IA
3/7/59	L	74-84	East Lansing, MI
1/11/60	W	92-79	Iowa City, IA
1/23/60	L	80-90	East Lansing, MI
1/14/61	W	86-72	Iowa City, IA
3/6/61	L	64-74	East Lansing, MI
2/19/62	W	59-51	Iowa City, IA
1/21/63	W	60-59	East Lansing, MI
2/15/64	L	82-107	East Lansing, MI
2/22/64	L	89-107	Iowa City, IA
1/9/65	W	85-78	East Lansing, MI
1/16/65	W	111-68	Iowa City, IA
1/22/66	W	90-76	Iowa City, IA
1/14/67	L	70-79	East Lansing, MI
1/23/68	W	76-71	East Lansing, MI
2/27/68	W	76-58	Iowa City, IA
1/14/69	W	77-76	Iowa City, IA
2/18/69	L	60-78	East Lansing, MI
2/14/70	W	103-77	Iowa City, IA
1/12/71	L	81-84	East Lansing, MI
2/12/72	L	91-100	Iowa City, IA
2/26/72	W	102-98	East Lansing, MI
1/15/73	L	74-76	Iowa City, IA
2/3/73	L	89-94	East Lansing, MI
1/21/74	L	86-95	East Lansing, MI
1/20/75	W	83-79	Iowa City, IA
2/17/75	L	78-90	East Lansing, MI
1/5/76	L	88-105	East Lansing, MI
3/1/76	L	88-93	Iowa City, IA
2/7/77	W	87-79	Iowa City, IA
2/19/77	L	79-81	East Lansing, MI
1/21/78	L	58-68	East Lansing, MI
2/9/78	L	70-71	Iowa City, IA
1/20/79	L	72-83#	East Lansing, MI
2/8/79	L	57-60	Iowa City, IA
1/19/80	L	67-75	East Lansing, MI
2/7/80	W	44-39#	Iowa City, IA

1/10/81	W	65-57	Iowa City, IA
3/5/81	L	70-71#	East Lansing, MI
1/28/82	W	57-56	East Lansing, MI
2/18/82	W	59-53	Iowa City, IA
1/5/83	L	59-61	Iowa City, IA
3/12/83	W	75-57	East Lansing, MI
1/4/84	L	72-73	East Lansing, MI
3/11/84	L	44-51	Iowa City, IA
1/17/85	W	79-65	East Lansing, MI
2/16/85	L	55-57	Iowa City, IA
1/16/86	W	82-71	Iowa City, IA
2/13/86	L	73-83	East Lansing, MI
1/29/87	W	89-75	East Lansing, MI
2/26/87	W	93-64	Iowa City, IA
2/6/88	W	101-72	Iowa City, IA
3/3/88	W	103-87	East Lansing, MI
1/5/89	W	93-82	East Lansing, MI
3/2/89	L	81-83	Iowa City, IA
1/13/90	L	80-87	East Lansing, MI
2/12/90	L	70-80	Iowa City, IA
1/5/91	W	79-66	Iowa City, IA
2/7/91	W	71-67	East Lansing, MI
2/6/92	W	77-63	Iowa City, IA
3/15/92	L	53-64	East Lansing, MI
1/28/93	W	96-90#	East Lansing, MI
2/27/93	W	66-64	Iowa City, IA
1/29/94	L	84-87	East Lansing, MI
3/2/94	L	72-80	Iowa City, IA
1/7/95	L	68-69	East Lansing, MI
3/8/95	W	79-78	Iowa City, IA
1/20/96	L	60-62	East Lansing, MI
2/21/96	W	83-47	Iowa City, IA
2/12/97	L	67-69	East Lansing, MI
1/21/98	L	57-78	Iowa City, IA
2/7/98	L	64-75	East Lansing, MI
1/21/99	L	65-80	East Lansing, MI
2/6/99	L	81-95	Iowa City, IA
1/8/00	L	53-75	Iowa City, IA
\$3/10/00	L	65-75	Chicago, IL
2/18/01	L	70-94	East Lansing, MI
1/22/02	W	75-71	Iowa City, IA
3/2/02	L	79-93	East Lansing, MI
1/11/03	W	68-64	Iowa City, IA
3/5/03	L	54-82	East Lansing, MI
2/4/04	L	72-89	East Lansing, MI
2/5/05	L	64-75	Iowa City, IA
\$3/11/05	W	71-69	Chicago, IL
1/21/06	L	55-85	East Lansing, MI
2/14/06	W	66-54	Iowa City, IA
\$3/11/06	W	53-48	Indianapolis, IN
1/4/07	W	62-60	Iowa City, IA
2/17/07	L	49-81	East Lansing, MI
1/12/08	W	43-36	Iowa City, IA
2/23/08	L	52-66	East Lansing, MI
1/29/09	L	56-71	Iowa City, IA
2/25/09	L	54-62	East Lansing, MI
1/9/10	L	53-71	Iowa City, IA
1/20/10	L	63-70	East Lansing, MI
2/2/11	W	72-52	Iowa City, IA
3/2/11	L	66-85	East Lansing, MI
\$3/10/11	L	61-66	Indianapolis, IN
1/10/12	L	61-95	East Lansing, MI
3/9/12	L	75-92	Indianapolis, IN
1/10/13	L	59-62	Iowa City, IA
\$3/15/13	L	56-59	Chicago, IL
1/28/14	L	69-71#	Iowa City, IA
3/6/14	L	76-86	East Lansing, MI
1/8/15	L	61-75	Iowa City, IA
12/29/15	W	83-70	Iowa City, IA
1/14/16	W	76-59	East Lansing, MI
2/11/17	L	66-77	East Lansing, MI
2/6/18	L	93-96	Iowa City, IA
12/3/18	L	68-90	East Lansing, MI
1/24/19	L	67-82	Iowa City, IA
2/25/20	L	70-78	East Lansing, MI
2/2/21	W	84-78	Iowa City, IA
2/13/21	W	88-58	East Lansing, MI
2/22/22	W	86-60	Iowa City, IA
1/26/23	L	61-63	East Lansing, MI
2/25/23	W	112-106#	Iowa City, IA

Millikin (Iowa leads, 4-2)

1/1/21	L	22-24	Decatur, IL
12/2/33	W	47-27	Iowa City, IA
11/30/35	L	29-33	Iowa City, IA
12/21/36	W	37-30	Decatur, IL
12/8/39	W	43-26	Iowa City, IA
2/1/41	W	46-27	Iowa City, IA

Minnesota (Minnesota leads, 107-101)

3/1/02	L	10-47	Minneapolis, MN
1/13/05	L	17-48	Minneapolis, MN
1/8/08	L	12-31	Iowa City, IA
2/8/08	L	25-33	Minneapolis, MN
2/18/09	W	37-14	Iowa City, IA
2/27/09	L	18-23	Minneapolis, MN
1/20/10	L	9-20	Minneapolis, MN
2/3/10	L	18-22	Iowa City, IA
2/10/11	L	7-37	Minneapolis, MN
3/4/11	L	15-36	Iowa City, IA
1/22/12	L	17-36	Iowa City, IA
3/1/12	L	10-29	Minneapolis, MN
2/15/13	L	10-26	Iowa City, IA
3/7/13	W	12-9	Minneapolis, MN
1/19/14	W	16-14	Iowa City, IA
2/12/14	L	13-34	Minneapolis, MN
1/22/15	L	14-29	Minneapolis, MN
2/13/15	L	9-11	Iowa City, IA
1/21/16	L	11-26	Minneapolis, MN
2/23/16	L	13-21	Iowa City, IA
2/19/17	L	15-39	Iowa City, IA
3/2/17	L	19-31	Minneapolis, MN
1/19/18	L	18-33	Minneapolis, MN
2/4/18	W	25-21	Iowa City, IA
2/1/19	L	18-28	Iowa City, IA
2/8/19	L	22-36	Minneapolis, MN
1/9/20	L	19-21	Minneapolis, MN
2/20/20	W	30-5	Iowa City, IA
1/15/21	L	19-24	Minneapolis, MN
2/7/21	L	14-17	Iowa City, IA
1/14/22	L	16-24	Minneapolis, MN
2/20/22	W	29-21	Iowa City, IA
1/24/23	W	32-16	Minneapolis, MN
2/26/23	W	29-24	Iowa City, IA
1/5/25	W	27-19	Iowa City, IA
2/21/25	L	18-20	Minneapolis, MN
2/6/26	W	21-14	Iowa City, IA
3/13/26	W	17-15	Minneapolis, MN
1/7/28	L	32-33	Minneapolis, MN
2/6/28	W	30-27	Iowa City, IA
1/14/29	W	36-23	Iowa City, IA
2/18/29	L	22-37	Minneapolis, MN
1/10/31	L	22-26	Iowa City, IA
2/2/31	L	14-36	Minneapolis, MN
2/8/32	L	22-24	Minneapolis, MN
3/5/32	L	22-24#	Iowa City, IA
1/13/34	L	38-39	Minneapolis, MN
2/24/34	W	33-30	Iowa City, IA
1/14/35	W	39-33#	Minneapolis, MN
2/2/35	L	35-36	Iowa City, IA
2/15/37	L	37-43	Iowa City, IA
2/22/37	L	25-44	Minneapolis, MN
2/7/38	L	26-28	Minneapolis, MN
2/28/38	L	29-30	Iowa City, IA
1/9/39	L	29-36	Minneapolis, MN
3/6/39	L	43-54	Iowa City, IA
1/6/40	L	34-42	Iowa City, IA
2/17/40	L	29-34	Minneapolis, MN
1/13/41	W	41-34	Minneapolis, MN
3/3/41	W	46-39	Iowa City, IA
1/12/42	L	39-41	Iowa City, IA
1/9/43	L	45-46	Iowa City, IA
1/11/43	W	48-41	Iowa City, IA
1/7/44	W	37-34	Minneapolis, MN
1/8/44	W	37-29	Minneapolis, MN
1/6/45	W	41-34	Iowa City, IA
2/27/45	W	55-48	Minneapolis, MN
1/28/46	W	63-61#	Iowa City, IA
3/2/46	L	47-58	Minneapolis, MN
1/13/47	W	77-64	Iowa City, IA
2/17/47	L	55-59	Minneapolis, MN
1/19/48	L	56-72	Minneapolis, MN
2/28/48	W	54-50	Iowa City, IA
1/17/49	L	45-61	Iowa City, IA
2/12/49	L	49-54	Minneapolis, MN
2/20/50	W	64-62	Minneapolis, MN
3/6/50	L	49-64	Iowa City, IA
1/22/51	W	69-47	Minneapolis, MN
1/19/52	W	76-59	Iowa City, IA
1/17/53	L	58-65	Minneapolis, MN
3/2/53	W	81-79#	Iowa City, IA
1/16/54	L	55-59	Iowa City, IA
2/13/54	W	86-82#	Minneapolis, MN
1/8/55	L	80-81	Iowa City, IA
2/29/55	W	72-70	Minneapolis, MN
1/14/56	W	84-62	Iowa City, IA
2/25/56	W	83-73#	Minneapolis, MN

ALL-TIME SERIES RESULTS

IOWA BASKETBALL



2023-24 MEDIA GUIDE

1/12/57	W	89-66	Iowa City, IA
2/25/57	L	81-102	Minneapolis, MN
1/25/58	W	73-71	Minneapolis, MN
2/7/59	W	69-65	Iowa City, IA
1/2/60	L	61-70	Minneapolis, MN
1/25/60	L	72-87	Iowa City, IA
1/7/61	W	71-46	Iowa City, IA
2/25/61	W	61-43	Minneapolis, MN
1/13/62	W	65-63	Iowa City, IA
1/12/63	L	58-83	Minneapolis, MN
2/8/64	L	71-76	Iowa City, IA
2/29/64	L	63-70	Minneapolis, MN
%12/30/64	W	76-74	Los Angeles, CA
3/2/65	L	70-78	Iowa City, IA
3/9/65	L	84-85#	Minneapolis, MN
2/15/66	W	96-87	Iowa City, IA
2/21/67	L	86-88	Minneapolis, MN
1/20/68	W	82-70	Iowa City, IA
3/4/68	W	91-72	Minneapolis, MN
1/17/69	W	89-68	Iowa City, IA
3/4/69	L	65-71	Minneapolis, MN
2/3/70	W	90-77	Iowa City, IA
2/16/71	L	76-88	Minneapolis, MN
1/29/72	L	50-61	Iowa City, IA
2/5/72	L	52-53	Minneapolis, MN
1/6/73	W	65-62#	Iowa City, IA
3/5/73	W	79-77	Minneapolis, MN
1/5/74	W	66-55	Iowa City, IA
3/9/74	W	60-50	Minneapolis, MN
1/25/75	W	53-44	Iowa City, IA
2/22/75	L	67-68	Minneapolis, MN
1/10/76	W	71-68	Iowa City, IA
2/7/76	W	65-58	Iowa City, IA
1/8/77	W	Forfeit	Iowa City, IA
2/12/77	W	Forfeit	Minneapolis, MN
2/2/78	L	71-82	Minneapolis, MN
2/11/78	L	65-78	Iowa City, IA
1/27/79	W	81-64	Iowa City, IA
2/3/79	W	97-71	Minneapolis, MN
1/26/80	W	80-73	Iowa City, IA
2/2/80	W	73-63	Minneapolis, MN
1/24/81	L	48-60	Iowa City, IA
2/12/81	W	60-58#	Minneapolis, MN
1/14/82	L	56-61	Minneapolis, MN
2/27/82	L	55-57###	Iowa City, IA
1/20/83	W	68-52	Minneapolis, MN
2/27/83	L	69-71	Iowa City, IA
1/19/84	L	49-56	Iowa City, IA
2/25/84	W	62-50	Minneapolis, MN
1/12/85	L	57-65	Minneapolis, MN
2/6/85	W	70-65	Iowa City, IA
1/11/86	W	75-62	Iowa City, IA
2/9/86	L	60-65	Minneapolis, MN
1/10/87	W	78-57	Minneapolis, MN
2/7/87	W	78-47	Iowa City, IA
1/30/88	W	76-51	Iowa City, IA
2/20/88	W	107-86	Minneapolis, MN
1/14/89	L	78-80	Minneapolis, MN
2/18/89	W	99-61	Iowa City, IA
1/25/90	L	72-84	Minneapolis, MN
2/24/90	L	80-102	Iowa City, IA
1/12/91	L	77-79	Minneapolis, MN
2/14/91	W	82-69	Iowa City, IA
2/1/92	W	87-70	Iowa City, IA
2/25/92	W	79-64	Minneapolis, MN
1/13/93	W	84-77	Iowa City, IA
2/13/93	L	85-91	Minneapolis, MN
2/2/94	W	92-88	Iowa City, IA
3/5/94	L	96-107###	Minneapolis, MN
1/28/95	L	54-55	Iowa City, IA
2/15/95	W	74-70	Minneapolis, MN
1/6/96	W	92-63	Iowa City, IA
3/6/96	L	64-72	Minneapolis, MN
1/23/97	L	51-66	Minneapolis, MN
2/15/97	L	66-68	Iowa City, IA
1/18/98	W	82-69	Minneapolis, MN
2/12/98	L	71-73	Iowa City, IA
1/16/99	L	70-75	Minneapolis, MN
2/10/99	W	76-73	Iowa City, IA
1/12/00	L	82-85	Minneapolis, MN
2/27/00	W	71-59	Iowa City, IA
\$3/9/00	W	81-78	Chicago, IL
1/24/01	W	87-74	Minneapolis, MN
1/31/01	W	64-55	Iowa City, IA
2/9/02	L	78-86	Iowa City, IA
2/12/03	L	64-77	Minneapolis, MN
1/13/04	W	83-68	Minneapolis, MN
2/28/04	W	66-62	Iowa City, IA

1/15/05	W	66-60	Iowa City, IA
2/23/05	L	57-65	Minneapolis, MN
1/18/06	W	76-72###	Iowa City, IA
2/18/06	L	61-74	Minneapolis, MN
\$3/10/06	W	67-57	Indianapolis, IN
1/13/07	W	60-49	Iowa City, IA
2/7/07	W	91-78	Minneapolis, MN
2/9/08	L	50-63	Minneapolis, MN
1/8/09	L	49-52	Iowa City, IA
1/2/10	L	74-86	Iowa City, IA
3/7/10	L	53-88	Minneapolis, MN
1/16/11	L	59-69	Minneapolis, MN
2/13/11	L	45-62	Iowa City, IA
1/4/12	W	64-62	Minneapolis, MN
2/1/12	W	63-59	Iowa City, IA
2/3/13	L	59-62	Minneapolis, MN
2/17/13	W	72-51	Iowa City, IA
1/19/14	W	94-73	Iowa City, IA
2/25/14	L	89-95	Minneapolis, MN
1/13/15	W	77-75	Minneapolis, MN
2/12/15	L	59-64	Iowa City, IA
2/14/16	W	75-71	Iowa City, IA
2/8/17	L	89-101##	Minneapolis, MN
1/30/18	W	94-80	Iowa City, IA
2/21/18	L	82-86	Minneapolis, MN
1/27/19	L	87-92	Minneapolis, MN
12/9/19	W	72-52	Iowa City, IA
2/16/20	W	58-55	Minneapolis, MN
12/25/20	L	95-102#	Minneapolis, MN
1/10/21	W	86-71	Iowa City, IA
1/16/22	W	81-71	Minneapolis, MN
2/6/22	W	71-57	Iowa City, IA
2/12/23	W	68-56	Minneapolis, MN

Minnesota A.C. (Series tied, 1-1)

3/3/02	L	20-24	Minneapolis, MN
1/11/05	W	24-18	Minneapolis, MN

Minnesota-Duluth (Iowa leads, 1-0)

12/30/73	W	92-72	Iowa City, IA
----------	---	-------	---------------

Mississippi State (Iowa leads, 2-0)

%12/22/80	W	81-62	Dayton, OH
%12/5/92	W	69-54	Iowa City, IA

Mississippi Valley State (Iowa leads, 1-0)

12/1/92	W	100-69	Iowa City, IA
---------	---	--------	---------------

Missouri (Iowa leads, 10-7)

1/30/08	W	46-16	Iowa City, IA
2/16/10	W	20-6	Iowa City, IA
1/11/30	L	24-25	Iowa City, IA
2/2/51	W	63-53	Iowa City, IA
12/15/51	W	48-43	Columbia, MO
2/6/54	W	73-53	Iowa City, IA
12/11/54	L	94-97	Columbia, MO
*3/19/83	W	77-63	Louisville, KY
12/21/96	W	88-77	Iowa City, IA
1/24/98	L	79-80#	Columbia, MO
12/19/98	W	82-68	Iowa City, IA
12/18/99	L	61-72	Columbia, MO
12/16/00	W	99-94##	Iowa City, IA
%11/21/01	L	77-78	Kansas City, MO
12/15/01	W	83-65	Columbia, MO
1/4/03	L	82-88	Iowa City, IA
1/3/04	L	56-76	Columbia, MO

Missouri-St. Louis (Iowa leads, 1-0)

12/3/86	W	89-64	Iowa City, IA
---------	---	-------	---------------

Monmouth, IL (Iowa leads, 4-1)

3/10/30	L	23-29	Monmouth, IL
12/9/32	W	28-22	Iowa City, IA
12/9/38	W	37-34	Iowa City, IA
12/7/40	W	75-35	Iowa City, IA
12/18/43	W	54-29	Iowa City, IA

Monmouth, NJ (Iowa leads, 1-0)

12/30/89	W	55-46	Iowa City, IA
----------	---	-------	---------------

Montana State (Iowa leads, 2-0)

12/23/46	W	76-49	Iowa City, IA
%12/6/02	W	65-44	Iowa City, IA

Morehead State (Iowa leads, 3-0)

3/16/56	W	97-83	Iowa City, IA
11/28/84	W	89-46	Iowa City, IA
12/23/95	W	82-57	Iowa City, IA

Morgan State (Iowa leads, 1-0)

11/25/94	W	126-79	Iowa City, IA
----------	---	--------	---------------

Navy (Iowa leads, 2-0)

%12/3/82	W	76-65	Iowa City, IA
%12/4/87	W	91-61	Iowa City, IA

Nebraska (Iowa leads, 24-15)

1/21/07	L	17-27	Lincoln, NE
2/22/07	W	32-29	Iowa City, IA
3/7/08	W	39-26	Iowa City, IA
1/25/30	L	26-41	Lincoln, NE
12/19/31	W	34-29	Iowa City, IA
12/20/34	W	31-24	Lincoln, NE
12/30/41	L	34-41	Iowa City, IA
12/19/42	L	43-52	Iowa City, IA
12/10/43	W	50-33	Iowa City, IA
12/16/44	W	61-45	Lincoln, NE
12/17/45	W	61-35	Iowa City, IA
12/12/53	L	70-81	Lincoln, NE
12/6/54	W	84-61	Lincoln, NE
12/3/55	W	60-51	Iowa City, IA
12/3/56	L	43-67	Lincoln, NE
12/5/70	L	82-56	Lincoln, NE
12/21/71	W	86-77	Iowa City, IA
12/2/75	W	72-65	Iowa City, IA
11/27/76	W	71-57	Lincoln, NE
1/26/12	L	73-79	Iowa City, IA
2/29/12	W	62-53	Lincoln, NE
2/23/13	L	60-64	Lincoln, NE
3/9/13	W	74-60	Iowa City, IA
12/31/13	W	67-57	Iowa City, IA
1/5/15	W	70-59	Iowa City, IA
2/22/15	W	74-46	Lincoln, NE
1/5/16	W	77-66	Iowa City, IA
1/5/17	L	90-93##	Lincoln, NE
2/5/17	W	81-70	Iowa City, IA
1/27/18	L	84-98	Lincoln, NE
1/6/19	W	93-84	Iowa City, IA
3/10/19	L	91-93#	Lincoln, NE
1/7/20	L	70-76	Lincoln, NE
2/8/20	W	96-72	Iowa City, IA
3/4/21	W	102-64	Iowa City, IA
2/25/22	W	88-78	Lincoln, NE
12/29/23	L	50-66	Lincoln, NE
3/5/23	L	77-81	Iowa City, IA

Nebraska-Omaha (Iowa leads, 3-1)

11/30/81	W	71-58	Iowa City, IA
11/10/13	W	83-75	Iowa City, IA
12/3/16	L	89-98	Iowa City, IA
11/21/22	W	100-64	Iowa City, IA

Nevada-Las Vegas (UNLV leads, 3-1)

%12/21/77	L	84-85	Las Vegas, NV
*3/22/87	L	81-84	Seattle, WA
*3/20/88	W	104-86	Los Angeles, CA
12/23/89	L	80-97	Las Vegas, NV

Nevada (Iowa leads, 3-0)

12/21/61	W	88-46	Iowa City, IA
12/13/71	W	87-85	Iowa City, IA
12/9/80	W	112-71	Iowa City, IA

New Mexico (New Mexico leads, 1-0)

%12/29/77	L	83-96	Albuquerque, NM
-----------	---	-------	-----------------

New York University (Iowa leads, 1-0)

%12/28/59	W	80-75	New York, NY
-----------	---	-------	--------------

North Carolina (Iowa leads, 4-1)

1/7/89	W	98-97	Chapel Hill, NC
12/9/90	W	87-74	Iowa City, IA
%11/24/04	L	92-106	Maui, HI
12/3/14	W	60-55	Chapel Hill, NC
12/8/20	W	93-80	Iowa City, IA

North Carolina A&T (Iowa leads, 2-0)

11/14/11	W	95-79	Iowa City, IA
11/11/22	W	112-71	Iowa City, IA

North Carolina-Asheville (Iowa leads, 1-0)

11/23/03	W	107-80	Iowa City, IA
----------	---	--------	---------------

North Carolina-Charlotte (Iowa leads, 1-0)

1/27/73	W	72-49	Iowa City, IA
---------	---	-------	---------------



North Carolina Central (Iowa leads, 3-0)

11/28/09	W	73-63	Iowa City, IA
11/25/20	W	97-67	Iowa City, IA
11/16/21	W	86-69	Iowa City, IA

North Carolina-Greensboro (Iowa leads, 1-0)

%12/4/04	W	83-58	Iowa City, IA
----------	---	-------	---------------

North Carolina-Wilmington (Iowa leads, 1-0)

11/8/13	W	82-39	Iowa City, IA
---------	---	-------	---------------

North Carolina State (Series tied, 3-3)

%12/27/56	L	70-84	Chapel Hill, NC
*3/8/80	W	77-64	Greensboro, NC
*3/14/86	L	64-66	Minneapolis, MN
%11/29/86	W	90-89	Anchorage, AK
*3/19/89	L	96-102##	Providence, RI
11/30/05	W	45-42	Iowa City, IA

North Dakota (Iowa leads, 8-0)

12/8/23	W	22-11	Iowa City, IA
2/3/37	W	35-30	Iowa City, IA
1/6/41	W	43-23	Grand Forks, ND
12/13/47	W	58-47	Iowa City, IA
12/7/59	W	79-43	Iowa City, IA
12/21/64	W	106-65	Iowa City, IA
12/19/69	W	91-59	Iowa City, IA
12/20/16	W	84-73	Iowa City, IA

North Dakota State (Series tied, 1-1)

1/3/33	L	17-21	Iowa City, IA
11/17/14	W	87-56	Iowa City, IA

North Florida (Iowa leads, 2-0)

12/22/14	W	80-70	Iowa City, IA
11/21/19	W	83-68	Iowa City, IA

North Texas (Iowa leads, 1-0)

11/16/97	W	112-64	Iowa City, IA
----------	---	--------	---------------

Northeastern (Iowa leads, 1-0)

%11/30/86	W	103-80	Anchorage, AK
-----------	---	--------	---------------

Northern Colorado (Iowa leads, 1-0)

11/14/07	W	59-47	Iowa City, IA
----------	---	-------	---------------

Northern Illinois (Iowa leads, 9-0)

12/1/73	W	85-83	Iowa City, IA
12/1/79	W	86-43	Iowa City, IA
11/29/80	W	61-47	DeKalb, IL
11/28/81	W	84-66	Iowa City, IA
%12/6/03	W	65-57	Iowa City, IA
11/17/11	W	88-55	Iowa City, IA
11/26/14	W	70-49	Iowa City, IA
12/29/17	W	98-75	Iowa City, IA
12/13/20	W	106-53	Iowa City, IA

Northern Iowa (Iowa leads, 36-10)

1/13/06	W	51-9	Iowa City, IA
2/16/06	W	70-25	Cedar Falls, IA
12/13/06	W	73-16	Iowa City, IA
1/13/09	W	42-12	Iowa City, IA
2/19/09	W	49-9	Cedar Falls, IA
1/22/10	W	34-11	Cedar Falls, IA
2/14/11	W	43-17	Cedar Falls, IA
1/27/12	W	28-8	Iowa City, IA
2/29/12	W	21-16	Cedar Falls, IA
1/11/13	W	24-20	Iowa City, IA
3/6/13	L	15-21	Cedar Falls, IA
1/7/14	W	21-20	Iowa City, IA
2/11/14	W	27-14	Cedar Falls, IA
1/9/15	W	44-16	Iowa City, IA
12/15/16	W	33-15	Iowa City, IA
12/30/80	W	78-46	Iowa City, IA
12/30/81	W	86-52	Iowa City, IA
12/12/82	W	84-53	Iowa City, IA
12/6/88	W	95-76	Iowa City, IA
1/3/90	L	74-77	Cedar Falls, IA
12/4/90	W	72-68	Iowa City, IA
12/10/91	W	108-85	Cedar Falls, IA
12/8/92	W	64-44	Iowa City, IA
12/7/93	W	81-76	Cedar Falls, IA
12/7/94	W	80-48	Iowa City, IA
12/5/95	W	78-73	Cedar Falls, IA
12/10/96	W	72-63	Iowa City, IA
12/9/97	L	78-84	Cedar Falls, IA
11/19/98	W	83-67	Iowa City, IA
12/7/99	W	67-59	Cedar Falls, IA

12/5/00	W	74-42	Iowa City, IA
12/4/01	L	76-78	Cedar Falls, IA
12/10/02	W	63-54	Iowa City, IA
12/9/03	L	66-77	Cedar Falls, IA
12/7/04	W	76-73	Iowa City, IA
12/6/05	L	63-67#	Cedar Falls, IA
12/5/06	L	55-57	Iowa City, IA
12/5/07	W	62-55	Cedar Falls, IA
12/5/08	W	65-46	Iowa City, IA
12/8/09	L	50-67	Cedar Falls, IA
12/7/10	W	51-39	Iowa City, IA
12/6/11	L	60-80	Cedar Falls, IA
12/15/12	W	80-73	Des Moines, IA
12/20/14	L	44-56	Des Moines, IA
12/17/16	W	69-46	Des Moines, IA
12/15/18	W	77-54	Des Moines, IA

Northern Michigan (Iowa leads, 1-0)

12/4/68	W	99-69	Iowa City, IA
---------	---	-------	---------------

Northwestern (Iowa leads, 124-61)

3/11/05	L	23-24	Evanston, IL
2/19/10	W	18-11	Evanston, IL
3/5/10	W	35-6	Iowa City, IA
1/27/11	W	17-10	Iowa City, IA
2/18/11	W	27-18	Evanston, IL
1/16/13	L	12-29	Evanston, IL
3/1/13	L	11-19	Iowa City, IA
2/21/14	L	23-35	Iowa City, IA
3/7/14	L	23-41	Evanston, IL
1/13/15	L	15-26	Evanston, IL
3/6/15	L	16-25	Iowa City, IA
1/24/17	L	15-24	Evanston, IL
3/10/17	L	15-28	Iowa City, IA
1/18/19	W	29-28	Evanston, IL
3/8/19	W	28-12	Iowa City, IA
1/17/20	W	25-13	Evanston, IL
2/27/20	W	27-23	Iowa City, IA
3/14/21	W	33-17	Iowa City, IA
3/28/21	W	20-14	Evanston, IL
1/27/23	W	29-12	Iowa City, IA
2/10/23	W	28-11	Evanston, IL
2/7/25	W	35-20	Evanston, IL
3/7/25	W	26-15	Iowa City, IA
1/25/26	L	21-27	Evanston, IL
2/20/26	W	12-11	Iowa City, IA
1/9/28	L	33-37	Iowa City, IA
2/13/28	L	28-49	Evanston, IL
1/17/29	L	27-28	Evanston, IL
3/2/29	L	33-38	Iowa City, IA
2/21/31	L	30-40	Iowa City, IA
3/2/31	L	16-41	Evanston, IL
1/11/32	L	26-32	Iowa City, IA
2/13/32	W	30-25	Evanston, IL
1/6/34	W	41-28	Iowa City, IA
2/12/34	L	29-35	Evanston, IL
1/12/35	W	38-35	Evanston, IL
3/4/35	W	35-33	Iowa City, IA
1/9/37	W	33-26	Evanston, IL
2/8/37	W	39-29	Iowa City, IA
1/10/38	L	28-36	Iowa City, IA
2/21/38	W	26-25	Evanston, IL
2/4/39	L	25-27	Evanston, IL
2/27/39	W	41-26	Iowa City, IA
2/24/40	L	29-39	Evanston, IL
3/4/40	L	34-43	Iowa City, IA
1/20/41	W	52-41	Iowa City, IA
3/1/41	L	36-45	Evanston, IL
2/14/42	W	46-44	Evanston, IL
2/13/43	L	33-52	Evanston, IL
2/15/43	L	50-52	Evanston, IL
3/3/44	W	45-39	Iowa City, IA
3/4/44	L	41-42	Iowa City, IA
1/25/47	L	40-59	Evanston, IL
2/2/48	W	57-54#	Iowa City, IA
1/22/49	L	44-65	Evanston, IL
1/21/50	W	61-56	Iowa City, IA
1/13/51	L	70-73	Evanston, IL
2/5/51	W	73-55	Iowa City, IA
1/14/52	W	78-64	Iowa City, IA
3/1/52	W	77-68	Evanston, IL
1/19/53	W	69-68	Iowa City, IA
2/28/53	W	93-78	Evanston, IL
1/25/54	W	65-52	Iowa City, IA
1/22/55	L	73-93	Evanston, IL
2/11/56	W	70-65	Evanston, IL
2/27/56	W	86-68	Iowa City, IA
1/21/57	L	63-70	Evanston, IL

2/23/57	W	74-66	Iowa City, IA
1/13/58	L	80-82#	Iowa City, IA
2/24/58	W	86-78	Evanston, IL
1/3/59	L	77-80	Evanston, IL
1/24/59	L	96-99#	Iowa City, IA
1/9/60	W	73-59	Iowa City, IA
3/11/61	W	63-62	Evanston, IL
1/8/62	W	74-69	Iowa City, IA
1/20/62	W	72-60	Evanston, IL
2/9/63	W	66-55##	Evanston, IL
3/2/63	L	66-76	Iowa City, IA
2/24/64	L	76-98	Evanston, IL
2/6/65	W	78-72	Iowa City, IA
1/10/66	W	70-58	Iowa City, IA
2/12/66	L	73-81	Evanston, IL
1/21/67	L	88-90	Evanston, IL
2/14/67	W	80-75	Iowa City, IA
1/6/68	L	67-76	Evanston, IL
2/11/69	W	84-80#	Iowa City, IA
2/24/70	W	116-97	Iowa City, IA
3/7/70	W	115-101	Evanston, IL
1/30/71	W	87-85	Evanston, IL
3/2/71	W	78-64	Iowa City, IA
1/11/72	W	76-67	Iowa City, IA
2/19/73	W	94-83#	Evanston, IL
1/12/74	L	67-87	Evanston, IL
3/2/74	W	85-76	Iowa City, IA
1/2/75	W	75-73	Evanston, IL
3/3/75	W	65-58##	Iowa City, IA
1/19/76	L	92-99#	Evanston, IL
2/16/76	W	81-68	Iowa City, IA
1/22/77	W	76-74	Iowa City, IA
3/3/77	W	78-60	Evanston, IL
1/19/78	L	59-62	Evanston, IL
2/16/78	W	76-74	Iowa City, IA
1/4/79	W	65-57	Evanston, IL
3/3/79	W	95-64	Iowa City, IA
1/24/80	W	60-58	Iowa City, IA
2/16/80	W	76-65	Evanston, IL
2/5/81	W	76-65	Evanston, IL
2/14/81	W	82-64	Iowa City, IA
1/21/82	W	49-48	Evanston, IL
2/11/82	W	62-49	Iowa City, IA
1/13/83	W	66-57	Evanston, IL
3/3/83	W	63-50	Iowa City, IA
1/12/84	W	42-39	Iowa City, IA
3/1/84	W	57-48	Evanston, IL
1/24/85	W	66-47	Iowa City, IA
2/23/85	L	58-78	Evanston, IL
1/23/86	W	76-43	Evanston, IL
2/22/86	W	76-45	Iowa City, IA
1/3/87	W	80-44	Iowa City, IA
3/5/87	W	103-76	Evanston, IL
1/16/88	W	92-68	Iowa City, IA
2/24/88	W	91-74	Evanston, IL
2/2/89	W	102-84	Iowa City, IA
2/22/89	W	89-84	Evanston, IL
2/3/90	W	98-80	Iowa City, IA
2/22/90	L	66-72	Evanston, IL
2/2/91	W	82-66	Iowa City, IA
3/7/91	W	79-76	Evanston, IL
1/22/92	W	78-71	Evanston, IL
3/11/92	W	69-66	Iowa City, IA
2/20/93	W	75-63	Evanston, IL
3/8/93	W	56-50	Iowa City, IA
1/26/94	W	86-76	Evanston, IL
2/26/94	L	74-80	Iowa City, IA
2/9/95	W	116-77	Iowa City, IA
2/7/96	W	88-77	Evanston, IL
1/2/97	W	72-55	Iowa City, IA
3/8/97	W	75-59	Evanston, IL
1/3/98	W	91-57	Iowa City, IA
2/25/98	W	75-55	Evanston, IL
1/3/99	W	52-48	Evanston, IL
2/23/99	W	65-48	Iowa City, IA
1/5/00	W	58-52	Iowa City, IA
2/10/01	L	61-69	Evanston, IL
\$3/8/01	W	72-55	Chicago, IL
1/9/02	W	70-60	Iowa City, IA
1/19/02	L	50-63	Evanston, IL
1/8/03	W	68-63	Evanston, IL
3/8/03	W	77-61	Iowa City, IA
1/10/04	L	68-77	Iowa City, IA
3/3/04	L	49-51	Evanston, IL
1/26/05	L	74-75#	Evanston, IL
2/12/05	W	64-54	Iowa City, IA
2/8/06	L	48-51	Evanston, IL
2/15/07	W	66-58	Iowa City, IA

ALL-TIME SERIES RESULTS

IOWA BASKETBALL



2023-24 MEDIA GUIDE

2/19/08	W	53-51	Iowa City, IA
3/4/08	W	67-62	Evanston, IL
2/7/09	W	56-51	Iowa City, IA
2/28/09	L	49-55	Evanston, IL
2/10/10	W	78-65	Iowa City, IA
2/25/10	L	57-74	Evanston, IL
1/12/11	L	71-90	Iowa City, IA
2/17/11	L	70-73	Evanston, IL
2/9/12	L	64-83	Evanston, IL
3/3/12	L	66-70	Iowa City, IA
1/13/13	W	70-50	Evanston, IL
2/9/13	W	71-57	Iowa City, IA
\$3/14/13	W	73-59	Chicago, IL
1/9/14	W	93-67	Iowa City, IA
1/25/14	W	76-50	Evanston, IL
\$3/13/14	L	62-67	Indianapolis, IN
2/15/15	L	61-66#	Evanston, IL
3/7/15	W	69-52	Iowa City, IA
1/31/16	W	85-71	Iowa City, IA
1/15/17	L	54-89	Evanston, IL
2/25/18	W	77-70	Iowa City, IA
1/9/19	W	73-63	Evanston, IL
2/10/19	W	80-79	Iowa City, IA
1/14/20	W	75-62	Evanston, IL
12/29/20	W	87-72	Iowa City, IA
1/17/21	W	96-73	Evanston, IL
2/28/22	W	82-61	Iowa City, IA
\$3/10/22	W	112-76	Indianapolis, IN
1/31/23	W	86-70	Iowa City, IA
2/19/23	L	60-80	Evanston, IL

Northwestern State (NSU leads, 1-0)

*3/17/06	L	63-64	Auburn Hills, MI
----------	---	-------	------------------

Notre Dame (Notre Dame leads, 10-6)

1/3/23	L	23-24	Iowa City, IA
12/18/25	L	16-17	South Bend, IN
12/20/26	L	18-19	Iowa City, IA
12/12/27	L	20-23	Iowa City, IA
12/23/29	L	19-32	South Bend, IN
3/14/31	W	23-17	Iowa City, IA
2/1/32	L	18-33	South Bend, IN
2/26/44	L	42-66	South Bend, IN
12/23/44	W	63-46	Iowa City, IA
12/19/49	W	64-62	South Bend, IN
12/18/50	W	63-60	Iowa City, IA
*3/14/70	W	121-106	Columbus, OH
&11/17/90	L	68-77	South Bend, IN
12/3/13	W	98-93	Iowa City, IA
%11/27/15	L	62-68	Orlando, FL
11/29/16	L	78-92	South Bend, IN

Oakland University (Iowa leads, 1-0)

%11/23/09	W	66-57	Iowa City, IA
-----------	---	-------	---------------

Ohio State (Series tied, 84-84)

2/8/15	L	16-17	Iowa City, IA
2/22/15	L	15-27	Columbus, OH
2/18/22	W	31-27	Iowa City, IA
3/6/22	W	34-18	Columbus, OH
1/20/23	W	46-21	Iowa City, IA
2/12/23	W	36-25	Columbus, OH
1/21/24	L	28-43	Columbus, OH
2/9/24	L	24-26	Iowa City, IA
1/23/26	L	21-35	Columbus, OH
3/3/26	W	18-17	Iowa City, IA
2/5/27	W	39-25	Iowa City, IA
3/5/27	L	28-30	Columbus, OH
1/5/29	W	34-26	Iowa City, IA
2/25/29	L	23-42	Columbus, OH
1/9/32	L	17-20	Columbus, OH
1/16/32	L	23-40	Iowa City, IA
2/20/33	L	23-38	Columbus, OH
2/25/33	W	37-29	Iowa City, IA
1/5/35	W	32-21	Iowa City, IA
2/9/35	L	24-42	Columbus, OH
1/13/36	W	25-23	Iowa City, IA
1/20/36	L	26-34	Columbus, OH
1/15/38	L	29-48	Columbus, OH
2/5/38	L	43-51	Iowa City, IA
2/18/39	L	40-53	Columbus, OH
2/12/40	W	43-33	Iowa City, IA
2/8/41	L	44-49	Columbus, OH
1/17/42	L	52-54	Columbus, OH
2/9/42	W	52-44	Iowa City, IA
2/27/43	W	43-41	Iowa City, IA
3/1/43	L	46-53	Iowa City, IA
2/11/44	L	49-63	Columbus, OH

2/12/44	L	42-56	Columbus, OH
1/11/47	W	61-35	Iowa City, IA
1/5/48	W	49-41	Columbus, OH
1/15/49	W	53-49	Iowa City, IA
1/23/50	L	54-68	Columbus, OH
2/10/51	W	83-71	Iowa City, IA
2/18/52	W	75-62	Columbus, OH
2/16/53	W	71-68	Columbus, OH
2/23/53	W	90-75	Iowa City, IA
2/15/54	L	69-77	Columbus, OH
3/1/54	W	84-71	Iowa City, IA
1/24/55	W	79-66	Columbus, OH
2/14/55	W	79-68	Iowa City, IA
1/9/56	W	88-73	Columbus, OH
1/5/57	L	60-72	Iowa City, IA
1/20/58	L	64-70	Columbus, OH
2/1/58	W	66-64	Iowa City, IA
1/26/59	L	72-86	Columbus, OH
2/21/59	W	91-79	Iowa City, IA
2/13/60	L	47-75	Columbus, OH
2/18/61	L	61-62	Iowa City, IA
2/5/62	L	63-89	Columbus, OH
2/26/62	L	62-72	Iowa City, IA
1/19/63	W	81-74	Iowa City, IA
2/23/63	L	70-83	Columbus, OH
2/17/64	L	82-99	Iowa City, IA
2/13/65	W	82-81	Columbus, OH
1/24/66	W	98-89	Iowa City, IA
2/9/66	W	86-80	Columbus, OH
2/11/67	W	73-72	Columbus, OH
3/4/67	W	90-56	Iowa City, IA
1/13/68	W	74-72#	Iowa City, IA
@3/12/68	L	81-85	West Lafayette, IN
2/22/69	L	81-88	Columbus, OH
2/21/70	W	97-89	Columbus, OH
3/3/70	W	113-92	Iowa City, IA
1/9/71	L	76-96	Iowa City, IA
2/23/71	L	71-80	Columbus, OH
2/1/72	L	77-82	Columbus, OH
2/8/72	W	80-67	Iowa City, IA
1/2/73	L	72-75	Columbus, OH
2/12/73	L	80-86	Iowa City, IA
2/16/74	W	69-67	Iowa City, IA
1/13/75	L	77-94	Columbus, OH
2/10/75	L	69-75	Iowa City, IA
1/24/76	W	78-67	Iowa City, IA
2/21/76	W	69-66	Columbus, OH
1/27/77	W	84-66	Iowa City, IA
2/14/77	W	74-70#	Columbus, OH
1/7/78	W	87-75	Columbus, OH
3/2/78	W	87-70	Iowa City, IA
1/11/79	L	67-72	Iowa City, IA
2/24/79	W	83-68	Columbus, OH
1/10/80	L	71-77	Iowa City, IA
2/23/80	L	69-70	Columbus, OH
1/8/81	L	56-58	Iowa City, IA
3/7/81	L	70-78	Columbus, OH
1/30/82	W	76-66	Iowa City, IA
2/6/82	W	69-65#	Columbus, OH
1/27/83	L	83-89#	Iowa City, IA
2/19/83	L	69-85	Columbus, OH
1/26/84	L	54-65	Columbus, OH
2/18/84	W	74-60	Iowa City, IA
2/2/85	W	67-58	Columbus, OH
2/28/85	W	87-82	Iowa City, IA
2/1/86	W	86-75	Iowa City, IA
2/26/86	L	74-81	Columbus, OH
1/24/87	L	76-80	Iowa City, IA
2/18/87	W	82-80	Columbus, OH
1/14/88	L	83-87	Columbus, OH
2/10/88	W	92-75	Iowa City, IA
1/19/89	L	91-102	Columbus, OH
2/13/89	W	83-73	Iowa City, IA
1/6/90	L	73-79	Iowa City, IA
2/8/90	L	80-98	Columbus, OH
1/3/91	L	59-63	Columbus, OH
3/10/91	W	80-69	Iowa City, IA
1/19/92	L	81-85	Columbus, OH
2/18/92	W	92-86	Iowa City, IA
1/9/93	L	81-92	Columbus, OH
2/16/93	W	68-54	Iowa City, IA
1/4/94	L	68-72	Columbus, OH
3/12/94	W	83-74	Iowa City, IA
1/25/95	W	81-66	Columbus, OH
2/18/95	W	85-66	Iowa City, IA
1/10/96	W	81-53	Iowa City, IA
3/2/96	W	73-64	Columbus, OH
1/15/97	W	76-62	Iowa City, IA

2/22/97	W	69-56	Columbus, OH
1/14/98	W	61-46	Columbus, OH
2/14/98	W	82-70	Iowa City, IA
1/12/99	W	71-68	Columbus, OH
2/13/99	L	69-73	Iowa City, IA
2/9/00	W	67-64	Columbus, OH
2/7/01	L	68-69	Iowa City, IA
\$3/9/01	W	75-66	Chicago, IL
1/5/02	L	62-72	Columbus, OH
2/16/02	L	66-72	Iowa City, IA
\$3/10/02	L	64-81	Indianapolis, IN
1/25/03	L	72-83	Iowa City, IA
2/25/03	W	71-64	Columbus, OH
\$3/13/03	L	64-66	Chicago, IL
1/24/04	W	79-65	Iowa City, IA
2/18/04	W	78-67	Columbus, OH
1/8/05	L	69-81	Columbus, OH
3/2/05	W	74-72	Iowa City, IA
1/28/06	W	67-62	Iowa City, IA
\$3/12/06	W	67-60	Indianapolis, IN
1/20/07	L	63-82	Columbus, OH
1/9/08	L	48-79	Columbus, OH
2/2/08	W	53-48	Iowa City, IA
12/31/08	L	65-68	Columbus, OH
3/3/09	L	58-60	Iowa City, IA
1/27/10	L	57-65	Iowa City, IA
2/7/10	L	58-68	Columbus, OH
1/4/11	L	68-73	Iowa City, IA
1/19/11	L	48-70	Columbus, OH
1/7/12	L	47-76	Iowa City, IA
1/22/13	L	63-72	Columbus, OH
1/12/14	W	84-74	Columbus, OH
2/4/14	L	69-76	Iowa City, IA
12/31/14	W	71-65	Columbus, OH
1/17/15	W	76-67	Iowa City, IA
2/28/16	L	64-68	Columbus, OH
1/28/17	W	85-72	Iowa City, IA
1/4/18	L	81-92	Iowa City, IA
2/10/18	L	64-82	Columbus, OH
1/12/19	W	72-62	Iowa City, IA
2/26/19	L	70-90	Columbus, OH
2/20/20	W	85-76	Iowa City, IA
2/4/21	L	85-89	Iowa City, IA
2/28/21	W	73-57	Columbus, OH
2/19/22	W	75-62	Columbus, OH
1/21/23	L	77-93	Columbus, OH
2/16/23	W	92-75	Iowa City, IA
\$3/9/23	L	75-83	Chicago, IL

Ohio University (Iowa leads, 5-1)

12/15/62	L	54-62	Iowa City, IA
%12/1/89	W	75-49	Iowa City, IA
&12/3/94	W	91-75	Iowa City, IA
&3/21/95	W	66-62	Iowa City, IA
%11/22/95	W	78-51	Anchorage, AK
%12/4/99	W	86-66	Iowa City, IA

Oklahoma (Iowa leads, 3-2)

12/20/51	W	59-46	Iowa City, IA
12/6/52	L	62-63	Norman, OK
12/8/58	L	57-80	Norman, OK
12/19/59	W	62-49	Iowa City, IA
*3/20/87	W	93-91	Seattle, WA

Oklahoma State (Iowa leads, 1-0)

1/3/30	W	26-21	Iowa City, IA
--------	---	-------	---------------

Omaha (Iowa leads, 1-0)

12/1/48	W	64-44	Iowa City, IA
---------	---	-------	---------------

Oral Roberts (Iowa leads, 2-0)

%12/3/87	W	126-94	Oklahoma City, OK
11/15/19	W	87-74	Iowa City, IA

Oregon (Iowa leads, 6-1)

12/28/49	W	81-54	Iowa City, IA
12/30/49	W	70-69#	Eugene, OR
12/28/51	W	86-72	Eugene, OR
12/26/52	W	86-57	Eugene, OR
%12/27/62	W	62-48	Pullman, WA
&3/18/12	L	97-108	Eugene, OR
%11/15/18	W	77-69	New York, NY

Oregon State (Oregon State leads, 5-2)

12/21/57	W	77-67#	Iowa City, IA
%12/29/58	L	71-72	Pullman, WA
%12/22/62	L	55-61	Lexington, KY
%12/29/62	L	57-64	Pullman, WA



%12/27/74	L	60-97	Pullman, WA
%12/3/83	W	56-45	Iowa City, IA
12/10/83	L	48-53	Corvallis, OR

Ottumwa (Ottumwa leads, 1-0)			
12/30/13	L	17-41	Ottumwa, IA

Penn State (Iowa leads, 33-20)			
*3/11/55	W	82-53	Evanston, IL
%12/26/61	W	67-48	Philadelphia, PA
2/22/93	W	74-58	University Park, PA
2/24/93	W	58-38	Iowa City, IA
1/22/94	W	81-70	Iowa City, IA
2/23/94	L	80-89	University Park, PA
2/4/95	L	64-74	University Park, PA
&3/23/95	L	64-67	Iowa City, IA
2/3/96	L	87-95#	Iowa City, IA
1/4/97	W	69-57	University Park, PA
3/5/97	W	81-55	Iowa City, IA
1/28/98	L	65-67	University Park, PA
1/27/99	W	84-74	Iowa City, IA
1/15/00	L	61-73	University Park, PA
3/4/00	W	86-83	Iowa City, IA
1/6/01	W	86-85	University Park, PA
3/1/01	L	73-78	Iowa City, IA
\$3/10/01	W	94-74	Chicago, IL
2/2/02	W	81-64	Iowa City, IA
2/13/02	L	65-71	University Park, PA
2/5/03	W	75-55	University Park, PA
2/15/03	W	84-71	Iowa City, IA
1/31/04	W	77-58	Iowa City, IA
2/26/05	W	78-56	University Park, PA
1/14/06	W	80-76	University Park, PA
3/1/06	W	65-38	Iowa City, IA
1/24/07	W	79-63	Iowa City, IA
2/28/07	L	72-74	University Park, PA
1/26/08	W	64-49	Iowa City, IA
2/27/08	L	64-65	University Park, PA
1/24/09	L	59-63	University Park, PA
3/7/09	W	75-67##	Iowa City, IA
1/16/10	W	67-64	Iowa City, IA
1/26/11	L	51-65	University Park, PA
2/4/12	W	77-64	Iowa City, IA
2/16/12	L	64-69	University Park, PA
1/31/13	W	76-67	Iowa City, IA
2/14/13	W	74-72	University Park, PA
2/15/14	W	82-70	University Park, PA
2/28/15	W	81-77#	University Park, PA
\$3/12/15	L	58-67	Chicago, IL
2/3/16	W	73-49	Iowa City, IA
2/17/16	L	75-79	University Park, PA
3/5/17	W	90-79	Iowa City, IA
12/2/17	L	73-77	Iowa City, IA
2/3/18	L	58-82	University Park, PA
1/16/19	W	89-82	University Park, PA
1/4/20	L	86-89	Philadelphia, PA
2/29/20	W	77-68	Iowa City, IA
2/21/21	W	74-68	Iowa City, IA
1/22/22	W	68-51	Iowa City, IA
1/31/22	L	86-90##	University Park, PA
1/1/23	L	79-83	University Park, PA

Pennsylvania (Iowa leads, 3-1)			
12/17/55	L	75-87	Philadelphia, PA
%12/28/61	W	72-64	Philadelphia, PA
%12/29/79	W	87-84	San Diego, CA
11/22/13	W	86-55	Iowa City, IA

Pepperdine (Iowa leads, 3-0)			
12/2/65	W	111-50	Iowa City, IA
%12/2/94	W	99-63	Iowa City, IA
11/24/14	W	72-61	Iowa City, IA

Pittsburgh (Pittsburgh leads, 5-3)			
12/19/27	L	40-44#	Iowa City, IA
12/16/28	L	39-45	Pittsburgh, PA
12/16/29	L	21-29	Iowa City, IA
12/15/34	L	26-38	Iowa City, IA
12/14/35	L	22-32	Iowa City, IA
12/30/50	W	73-66	Pittsburgh, PA
%12/30/76	W	103-80	Albuquerque, NM
11/27/18	W	69-68	Iowa City, IA

Portland (Iowa leads, 1-0)			
%12/28/87	W	84-65	Long Beach, CA

Portland State (Iowa leads, 1-0)			
11/26/21	W	85-51	Iowa City, IA

Prairie View A&M (Iowa leads, 1-0)			
12/5/09	W	80-51	Iowa City, IA

Princeton (Iowa leads, 2-0)			
1/3/48	W	52-40	Iowa City, IA
12/18/54	W	71-52	Princeton, NJ

Providence (Providence leads, 1-0)			
12/19/65	L	70-71	Iowa City, IA

Puerto Rico-Mayaguez (Iowa leads, 1-0)			
%12/21/97	W	96-37	San Juan, P. Rico

Purdue (Purdue leads, 95-78)			
1/30/08	L	11-17	West Lafayette, IN
1/20/17	L	17-19##	West Lafayette, IN
1/28/18	W	33-19	Iowa City, IA
3/9/18	L	22-46	West Lafayette, IN
1/25/19	L	19-32	West Lafayette, IN
2/14/20	L	19-25	West Lafayette, IN
2/20/20	L	26-42	Iowa City, IA
2/19/21	W	20-15	Iowa City, IA
3/5/21	L	19-21	West Lafayette, IN
1/21/22	L	22-36	Iowa City, IA
1/28/22	L	26-27	West Lafayette, IN
1/12/24	W	36-26	Iowa City, IA
3/3/24	W	40-31	West Lafayette, IN
1/9/25	W	35-19	Iowa City, IA
2/14/25	L	23-35	West Lafayette, IN
1/10/27	W	39-25	West Lafayette, IN
2/19/27	W	33-28	Iowa City, IA
1/21/28	L	28-46	Iowa City, IA
3/5/28	L	20-44	West Lafayette, IN
1/12/31	W	25-23	Iowa City, IA
3/7/31	L	19-39	West Lafayette, IN
1/14/33	W	35-33	West Lafayette, IN
2/11/33	W	34-30	Iowa City, IA
2/10/34	W	38-36	West Lafayette, IN
2/17/34	L	33-45	Iowa City, IA
2/8/36	L	38-39	Iowa City, IA
2/29/36	L	38-54	West Lafayette, IN
1/11/37	L	31-35	Iowa City, IA
2/13/37	L	29-54	West Lafayette, IN
1/14/39	W	49-41	Iowa City, IA
2/26/40	L	29-50	West Lafayette, IN
2/24/41	L	49-52##	Iowa City, IA
2/7/42	L	44-45	West Lafayette, IN
2/28/42	W	42-36	Iowa City, IA
2/20/43	L	35-49	West Lafayette, IN
2/18/44	W	46-43	Iowa City, IA
1/13/45	W	61-34	Iowa City, IA
2/12/45	W	48-43	West Lafayette, IN
1/19/46	W	49-43	West Lafayette, IN
2/9/46	W	43-41	Iowa City, IA
1/20/47	L	46-52	West Lafayette, IN
3/1/47	W	51-48	Iowa City, IA
1/10/48	W	60-49	Iowa City, IA
2/7/48	W	41-33	West Lafayette, IN
1/8/49	L	53-73	Iowa City, IA
2/7/49	L	46-54	West Lafayette, IN
1/16/50	L	55-64	West Lafayette, IN
2/4/50	W	66-60	Iowa City, IA
1/6/51	W	73-63	Iowa City, IA
2/16/52	W	90-67	West Lafayette, IN
1/24/53	L	58-69	West Lafayette, IN
3/7/53	W	65-56	Iowa City, IA
1/23/54	W	70-62	West Lafayette, IN
2/5/55	W	76-67	Iowa City, IA
1/23/56	W	67-63	West Lafayette, IN
2/13/56	W	88-75	Iowa City, IA
2/9/57	W	74-67	Iowa City, IA
3/4/57	L	63-72	West Lafayette, IN
3/3/58	L	59-65	West Lafayette, IN
2/23/59	W	66-62	Iowa City, IA
1/16/60	W	63-54	Iowa City, IA
2/22/60	W	78-68	West Lafayette, IN
1/21/61	L	41-47	West Lafayette, IN
2/27/61	W	73-62	Iowa City, IA
2/12/62	L	75-82	West Lafayette, IN
2/16/63	W	73-64	Iowa City, IA
1/18/64	L	75-90	West Lafayette, IN
3/2/64	W	81-74	Iowa City, IA
2/20/65	W	111-85	Iowa City, IA
2/27/65	L	68-76	West Lafayette, IN
2/7/66	L	58-66	West Lafayette, IN
2/27/67	L	75-78	Iowa City, IA
2/7/68	W	94-87	Iowa City, IA
2/20/68	L	73-86	West Lafayette, IN

2/4/69	L	87-99	West Lafayette, IN
2/28/69	L	85-97	Iowa City, IA
1/3/70	W	94-88	Iowa City, IA
2/28/70	W	108-107	West Lafayette, IN
2/20/71	L	85-87	Iowa City, IA
3/13/71	L	84-110	West Lafayette, IN
3/4/72	L	85-87	Iowa City, IA
2/24/73	L	66-74	West Lafayette, IN
2/11/74	W	112-111###	Iowa City, IA
2/18/74	L	78-99	West Lafayette, IN
1/6/75	L	54-63	Iowa City, IA
2/3/75	L	72-107	West Lafayette, IN
2/2/76	L	76-91	West Lafayette, IN
3/3/76	L	78-94	Iowa City, IA
1/13/77	L	76-87	West Lafayette, IN
2/26/77	L	70-81	Iowa City, IA
1/14/78	W	66-60	Iowa City, IA
2/23/78	L	69-82	West Lafayette, IN
1/18/79	W	56-46	West Lafayette, IN
2/15/79	W	75-72	Iowa City, IA
1/31/80	L	56-70	West Lafayette, IN
2/9/80	W	74-59	Iowa City, IA
*3/24/80	L	58-75	Indianapolis, IN
1/29/81	W	84-67	Iowa City, IA
2/21/81	W	67-62	West Lafayette, IN
1/7/82	W	62-40	Iowa City, IA
3/6/82	L	65-66	West Lafayette, IN
2/5/83	L	57-60	West Lafayette, IN
2/10/83	W	55-46	Iowa City, IA
2/4/84	L	46-48	Iowa City, IA
2/9/84	L	58-79	West Lafayette, IN
1/3/85	W	75-63	Iowa City, IA
3/9/85	L	54-60	West Lafayette, IN
1/2/86	L	73-76#	West Lafayette, IN
3/8/86	W	77-64	Iowa City, IA
1/19/87	W	70-67	West Lafayette, IN
2/12/87	L	73-80	Iowa City, IA
1/9/88	L	79-80	West Lafayette, IN
2/15/88	L	66-73	Iowa City, IA
1/21/89	W	67-66	West Lafayette, IN
2/26/89	W	84-67	Iowa City, IA
1/27/90	L	59-80	West Lafayette, IN
2/28/90	W	64-63	Iowa City, IA
1/31/91	W	78-69	West Lafayette, IN
3/2/91	L	65-70	Iowa City, IA
1/11/92	L	69-77#	West Lafayette, IN
2/15/92	W	80-68	Iowa City, IA
3/6/93	L	58-69	West Lafayette, IN
2/6/94	L	78-87	Iowa City, IA
1/14/95	L	83-84	Iowa City, IA
3/1/95	L	85-92	West Lafayette, IN
1/3/96	L	61-85+	West Lafayette, IN
3/9/96	W	56-52	Iowa City, IA
1/7/97	W	59-56	West Lafayette, IN
3/1/97	W	84-62	Iowa City, IA
2/18/98	W	88-69	Iowa City, IA
2/4/99	L	75-90	West Lafayette, IN
2/5/00	L	58-84	Iowa City, IA
2/16/00	L	59-67	West Lafayette, IN
1/13/01	W	83-73	West Lafayette, IN
2/21/01	W	78-72#	Iowa City, IA
1/26/02	L	68-73	West Lafayette, IN
\$3/7/02	W	87-72	Indianapolis, IN
2/1/03	L	77-80#	Iowa City, IA
1/7/04	W	71-61	Iowa City, IA
3/6/04	W	63-62	West Lafayette, IN
1/22/05	W	71-57	Iowa City, IA
2/16/05	L	63-66	West Lafayette, IN
\$3/10/05	W	71-52	Chicago, IL
2/1/06	W	77-68	West Lafayette, IN
2/21/07	W	78-59	Iowa City, IA
\$3/9/07	L	55-74	Chicago, IL
1/16/08	L	62-67	Iowa City, IA
1/30/08	L	50-51	West Lafayette, IN
1/18/09	L	53-75	West Lafayette, IN
2/14/09	L	45-49	Iowa City, IA
12/29/09	L	56-67	Iowa City, IA
2/13/10	L	40-63	West Lafayette, IN
1/9/11	L	52-75	West Lafayette, IN
3/5/11	W	67-65	Iowa City, IA
12/28/11	L	76-79	Iowa City, IA
1/17/12	L	68-75	West Lafayette, IN
1/27/13	L	62-65#	West Lafayette, IN
2/27/13	W	58-48	Iowa City, IA
3/2/14	W	83-76	Iowa City, IA
1/24/15	L	63-67	West Lafayette, IN
1/2/16	W	70-63	West Lafayette, IN
1/24/16	W	83-71	Iowa City, IA

ALL-TIME SERIES RESULTS

IOWA BASKETBALL



2023-24 MEDIA GUIDE

12/28/16	L	67-89	West Lafayette, IN
1/12/17	W	83-78	Iowa City, IA
1/20/18	L	64-87	Iowa City, IA
1/3/19	L	70-86	West Lafayette, IN
2/5/20	L	68-104	West Lafayette, IN
3/3/20	L	68-77	Iowa City, IA
12/22/20	W	70-55	Iowa City, IA
12/3/21	L	70-77	West Lafayette, IN
1/27/22	L	73-83	Iowa City, IA
\$3/13/22	W	75-66	Indianapolis, IN
2/9/23	L	73-87	West Lafayette, IN

Regis (Iowa leads, 1-0)

1/31/48	W	76-48	Iowa City, IA
---------	---	-------	---------------

Rider (Iowa leads, 1-0)

12/22/87	W	104-71	Iowa City, IA
----------	---	--------	---------------

Rice (Iowa leads, 1-0)

%12/5/98	W	81-52	Iowa City, IA
----------	---	-------	---------------

Ripon (Iowa leads, 1-0)

1/2/43	W	69-38	Iowa City, IA
--------	---	-------	---------------

Robert Morris (Iowa leads, 1-0)

12/22/06	W	73-51	Iowa City, IA
----------	---	-------	---------------

Rockford (Iowa leads, 1-0)

12/29/20	W	33-16	Rockford, IL
----------	---	-------	--------------

Rutgers (Iowa leads, 12-3)

*3/17/89	W	87-73	Providence, RI
2/19/15	W	81-47	Iowa City, IA
1/21/16	W	90-76	Piscataway, NJ
1/8/17	W	68-62	Iowa City, IA
1/31/17	W	83-63	Piscataway, NJ
1/17/18	L	64-80	Piscataway, NJ
2/16/19	W	71-69	Piscataway, NJ
3/2/19	L	72-86	Iowa City, IA
1/22/20	W	85-80	Iowa City, IA
1/2/21	W	77-75	Piscataway, NJ
2/10/21	W	79-66	Iowa City, IA
1/19/22	L	46-48	Piscataway, NJ
\$3/11/22	W	84-74	Indianapolis, IN
1/8/23	W	76-65	Piscataway, NJ
1/29/23	W	93-82	Iowa City, IA

Sacred Heart (Iowa leads, 1-0)

2/13/12	W	14-12	Prarie du Chien, WI
---------	---	-------	---------------------

St. Ambrose (Iowa leads, 2-0)

1/30/33	W	44-24	Davenport, IA
1/27/34	W	39-18	Davenport, IA

St. Bonaventure (Iowa leads, 1-0)

%12/23/98	W	81-67	San Juan, P. Rico
-----------	---	-------	-------------------

St. Francis, PA (Iowa leads, 1-0)

12/9/69	W	81-68	Iowa City, IA
---------	---	-------	---------------

St. John's, NY (Series tied, 1-1)

%12/26/59	W	91-84	New York, NY
%12/26/70	L	55-57	Honolulu, HI

St. Mary's (Iowa leads, 3-0)

12/19/46	W	44-41	Iowa City, IA
12/30/48	W	46-43	Iowa City, IA
12/13/55	W	68-49	Iowa City, IA

St. Joseph's (St. Joseph's leads, 2-0)

2/12/12	L	9-11	Dubuque, IA
%12/29/86	L	56-60	Pullman, WA

Saint Louis (Iowa leads, 11-7)

12/7/26	W	35-19	Iowa City, IA
12/4/27	W	43-13	Iowa City, IA
2/17/30	L	25-32	St. Louis, MO
2/25/30	L	24-31	Iowa City, IA
12/8/30	L	14-26	Iowa City, IA
3/6/33	W	52-20	St. Louis, MO
12/31/38	W	47-37	Iowa City, IA
1/1/46	W	51-40	Iowa City, IA
12/10/60	L	55-61	Iowa City, IA
12/16/61	L	61-79	St. Louis, MO
12/10/62	L	58-65	St. Louis, MO
12/9/63	W	79-77	Iowa City, IA
%12/30/67	W	80-77	Los Angeles, CA
%12/24/88	W	83-80	Chaminade, HI

%12/30/00	W	68-56	Honolulu, HI
&3/17/04	L	69-70	St. Charles, MO
12/31/04	W	67-58	Iowa City, IA
12/30/05	W	60-50	St. Louis, MO

San Diego State (San Diego State leads, 1-0)

%11/29/19	L	73-83	Las Vegas, NV
-----------	---	-------	---------------

San Francisco (San Francisco leads, 1-0)

*3/23/56	L	71-83	Evanston, IL
----------	---	-------	--------------

San Jose State (San Jose State leads, 1-0)

12/21/75	L	103-105###	Iowa City, IA
----------	---	------------	---------------

Santa Clara (Iowa leads, 1-0)

*3/13/87	W	99-76	Tucson, AZ
----------	---	-------	------------

Savannah State (Iowa leads, 2-0)

11/13/16	W	116-84	Iowa City, IA
12/22/18	W	110-64	Iowa City, IA

Seton Hall (Iowa leads, 2-1)

%12/29/82	W	85-63	Rochester, NY
11/17/16	L	83-91	Iowa City, IA
11/16/22	W	83-67	South Orange, NJ

Simpson (Simpson leads, 1-0)

1/3/13	L	14-24	Knoxville, IA
--------	---	-------	---------------

South Alabama (Iowa leads, 1-0)

%12/4/99	W	82-58	Iowa City, IA
----------	---	-------	---------------

South Carolina (Iowa leads, 3-0)

1/22/72	W	91-85	Chicago, IL
1/2/82	W	57-47	Columbia, SC
12/22/84	W	88-78	Iowa City, IA

South Carolina State (Iowa leads, 2-0)

12/21/09	W	82-69	Iowa City, IA
12/19/12	W	90-46	Iowa City, IA

Southeast Missouri State (Iowa leads, 2-0)

%11/25/08	W	75-41	Iowa City, IA
12/17/22	W	106-75	Iowa City, IA

Southeastern Louisiana (Iowa leads, 2-0)

12/29/07	W	57-50	Iowa City, IA
12/21/21	W	93-62	Iowa City, IA

South Dakota (Iowa leads, 12-0)

12/8/29	W	37-17	Iowa City, IA
1/2/34	W	42-32	Iowa City, IA
12/14/36	W	44-23	Iowa City, IA
1/31/38	W	35-34	Iowa City, IA
1/30/39	W	35-30	Iowa City, IA
12/3/45	W	91-26	Iowa City, IA
12/16/46	W	53-25	Iowa City, IA
12/6/47	W	66-30	Iowa City, IA
12/2/63	W	85-66	Iowa City, IA
12/1/64	W	93-68	Iowa City, IA
12/4/12	W	87-63	Iowa City, IA
&3/15/17	W	87-75	Iowa City, IA

South Dakota State (Iowa leads, 7-3)

1/7/30	L	20-30	Iowa City, IA
1/29/40	W	24-23	Iowa City, IA
12/10/42	W	52-46	Iowa City, IA
12/11/44	W	87-37	Iowa City, IA
12/11/45	W	71-33	Iowa City, IA
12/2/46	W	73-32	Iowa City, IA
12/1/60	W	77-75	Iowa City, IA
12/11/62	W	69-52	Iowa City, IA
11/14/10	L	69-79	Iowa City, IA
%11/21/17	L	72-80	Cayman Islands

South Florida (South Florida leads, 1-0)

%12/28/92	L	78-85	Tampa, FL
-----------	---	-------	-----------

Southern (Iowa leads, 2-0)

12/10/17	W	91-60	Iowa City, IA
11/27/20	W	103-76	Iowa City, IA

Southern California (Iowa leads, 5-2)

12/18/53	W	66-57	Iowa City, IA
12/31/53	L	60-70	Los Angeles, CA
%12/29/60	W	70-62	Los Angeles, CA
%12/28/64	W	71-65	Los Angeles, CA
%12/30/75	L	73-81	Honolulu, HI

12/11/82	W	66-55	Iowa City, IA
%12/29/83	W	62-61	Los Angeles, CA

Southern Illinois (Iowa leads, 3-1)

12/6/65	W	69-58	Iowa City, IA
12/6/69	L	67-73	Carbondale, IL
12/4/67	W	61-49	Iowa City, IA
%12/22/93	W	90-70	San Juan, P. Rico

Southern Utah (Iowa leads, 1-0)

12/19	W	92-64	Iowa City, IA
-------	---	-------	---------------

SIUE (Iowa leads, 2-0)

11/26/10	W	111-50	Iowa City, IA
11/8/19	W	87-60	Iowa City, IA

Southern Methodist (Iowa leads, 5-1)

12/9/55	W	80-62	Iowa City, IA
12/3/57	W	66-60	Iowa City, IA
12/6/58	L	55-65	Dallas, TX
12/5/59	W	89-58	Iowa City, IA
12/12/63	W	73-70	Iowa City, IA
%12/1/01	W	86-69	Iowa City, IA

Southern Mississippi (Iowa leads, 2-0)

%12/22/97	W	82-58	San Juan, P. Rico
%12/7/02	W	65-63	Iowa City, IA

Southwest Texas State (Iowa leads, 1-0)

12/30/88	W	96-77	Iowa City, IA
----------	---	-------	---------------

Stanford (Iowa leads, 5-3)

12/29/34	W	38-28	Iowa City, IA
12/30/54	W	73-46	Iowa City, IA
12/29/55	L	52-54	Palo Alto, CA
12/23/66	W	77-74	Iowa City, IA
12/23/67	L	86-87	Palo Alto, CA
%12/30/78	W	83-68	San Diego, CA
%11/27/87	W	78-75	Maui, HI
%11/12/99	L	58-72	New York, NY

Stetson (Iowa leads, 1-0)

12/5/16	W	95-68	Iowa City, IA
---------	---	-------	---------------

Stony Brook (Iowa leads, 1-0)

&3/22/13	W	75-63	Iowa City, IA
----------	---	-------	---------------

Syracuse (Iowa leads, 3-1)

%12/30/57	W	58-52	Buffalo, NY
*3/14/80	W	88-77	Philadelphia, PA
%11/21/14	L	63-66	New York, NY
12/3/19	W	68-54	Syracuse, NY

Tampa (Iowa leads, 1-0)

%12/17/85	W	54-45	Pullman, WA
-----------	---	-------	-------------

Temple (Iowa leads, 3-0)

*3/22/56	W	83-76	Evanston, IL
&11/15/90	W	73-71	Iowa City, IA
*3/18/16	W	72-70#	Brooklyn, NY

Tennessee (Tennessee leads, 3-2)

%12/28/67	W	64-59	Los Angeles, CA
%12/20/77	W	92-86	Las Vegas, NV
%12/29/00	L	68-80	Honolulu, HI
*3/19/14	L	65-78#	Dayton, OH
*3/24/19	L	77-83#	Columbus, OH

Tennessee-Chattanooga (Iowa leads, 1-0)

%12/1/01	W	79-60	Iowa City, IA
----------	---	-------	---------------

Tennessee State (Iowa leads, 2-0)

11/30/02	W	84-51	Iowa City, IA
1/12/10	W	67-62	Iowa City, IA

Tennessee Tech (Iowa leads, 2-0)

1/24/70	W	96-68	Iowa City, IA
12/22/15	W	85-63	Iowa City, IA

Texas (Texas leads, 3-2)

*3/19/92	W	98-92	Greensboro, NC
%11/23/04	W	82-80	Maui, HI
%11/22/05	L	59-68	Kansas City, MO
%11/23/09	L	60-85	Kansas City, MO
%11/20/14	L	57-71	New York, NY

Texas A&M-Corpus Christi (Iowa leads, 1-0)

12/1/12	W	88-59	Iowa City, IA
---------	---	-------	---------------



TCU (Series tied, 2-2)

12/31/46	W	61-37	Iowa City, IA
12/22/48	W	47-46#	Iowa City, IA
8/3/19/17	L	92-94#	Iowa City, IA
%11/26/22	L	66-79	Niceville, FL

Texas-Rio Grande Valley (Iowa leads, 5-0)

12/21/87	W	110-64	Iowa City, IA
12/4/92	W	85-29	Iowa City, IA
%12/1/06	W	62-46	Iowa City, IA
11/9/12	W	86-55	Iowa City, IA
11/20/16	W	95-67	Iowa City, IA

Texas-San Antonio (Iowa leads, 2-1)

11/26/05	W	79-46	Iowa City, IA
%11/17/08	W	73-67	Iowa City, IA
%11/15/09	L	50-62	Iowa City, IA

Texas Southern (Iowa leads, 5-0)

11/24/90	W	80-64	Iowa City, IA
12/28/92	W	91-70	Iowa City, IA
12/16/95	W	110-67	Iowa City, IA
%12/3/99	W	73-51	Iowa City, IA
12/23/06	W	90-63	Iowa City, IA

Texas Tech (Iowa leads, 5-1)

12/13/58	W	75-73	Iowa City, IA
12/12/59	W	76-66	Lubbock, TX
%12/8/85	W	58-48	Iowa City, IA
12/22/03	L	59-65	Dallas, TX
12/21/04	W	83-53	Chicago, IL
%11/28/19	W	72-61	Las Vegas, NV

Toledo (Toledo leads, 3-1)

12/21/37	L	39-59	Toledo, OH
1/1/40	L	30-54	Toledo, OH
*3/10/79	L	72-74	Bloomington, IN
%11/17/06	W	78-65	St. Thomas, VI

Tulsa (Iowa leads, 2-0)

%12/2/00	W	66-65	Iowa City, IA
12/28/02	W	73-67	Tulsa, OK

UCLA (Iowa leads, 5-3)

12/23/50	W	80-63	Iowa City, IA
12/30/53	W	65-50	Los Angeles, CA
12/30/60	W	71-65	Los Angeles, CA
1/29/64	W	87-82	Chicago, IL
12/4/71	L	72-106	Los Angeles, CA
1/17/74	L	44-66	Los Angeles, CA
2/18/82	L	66-75	Los Angeles, CA
12/22/90	W	88-71	Iowa City, IA

UMKC (Iowa leads, 3-0)

12/5/15	W	95-75	Iowa City, IA
11/8/19	W	77-63	Iowa City, IA
11/12/21	W	89-57	Iowa City, IA

U.S. International (Iowa leads, 1-0)

12/20/75	W	67-52	Iowa City, IA
----------	---	-------	---------------

Upper Iowa (Iowa leads, 4-0)

12/14/01	W	42-13	Iowa City, IA
1/15/02	W	27-26	Fayette, IA
1908	W	42-25	Fayette, IA
1/2/22	W	32-15	Iowa City, IA

Utah (Utah leads, 1-0)

%12/29/64	L	88-92	Los Angeles, CA
-----------	---	-------	-----------------

Utah State (Iowa leads, 3-1)

1/2/50	W	62-58	Iowa City, IA
*3/17/83	W	64-59	Louisville, KY
%11/24/07	L	62-75	South Padre Island, TX
12/18/21	W	94-75	Sioux Falls, SD

UTEP (Iowa leads, 3-2)

%12/30/65	L	68-86	El Paso, TX
12/18/67	W	59-53	Iowa City, IA
12/7/71	L	57-65	El Paso, TX
*3/15/87	W	84-82	Tucson, AZ
%11/29/13	W	89-53	Bahamas

Valparaiso (Iowa leads, 2-0)

8/3/17/03	W	62-60	Iowa City, IA
%12/3/06	W	72-59	Iowa City, IA

Villanova (Villanova leads, 5-1)

%12/30/61	L	56-69	Philadelphia, PA
*3/25/83	L	54-55	Kansas City, MO
%11/29/87	W	97-74	Maui, HI
%11/20/06	L	60-89	St. Thomas, VI
%11/30/13	L	83-88#	Bahamas
*3/20/16	L	68-87	Brooklyn, NY

Virginia (Iowa leads, 3-1)

*3/13/97	W	73-60	Salt Lake City, UT
8/3/27/13	W	75-64	Charlottesville, VA
%11/25/16	L	41-74	Niceville, FL
11/29/21	W	75-74	Charlottesville, VA

VCU (Iowa leads, 2-0)

11/30/74	W	95-80	Iowa City, IA
*3/6/80	W	86-72	Greensboro, NC

Virginia Tech (Tech leads, 4-0)

11/29/06	L	65-69	Blacksburg, VA
12/1/09	L	64-70	Iowa City, IA
11/27/12	L	79-95	Blacksburg, VA
11/28/17	L	55-79	Blacksburg, VA

Wabash (Series tied, 2-2)

12/13/24	L	24-28	Iowa City, IA
12/12/25	W	38-26	Iowa City, IA
1927	L	13-28	Iowa City, IA
12/13/40	W	42-22	Iowa City, IA

Wake Forest (Wake Forest leads, 4-0)

%12/28/74	L	71-92	Portland, OR
*3/21/93	L	78-84	Nashville, TN
11/26/07	L	47-56	Iowa City, IA
11/30/10	L	73-76	Winston-Salem, NC

Washington (Washington leads, 3-2)

12/27/55	L	71-76	Seattle, WA
12/20/58	L	68-81	Iowa City, IA
12/15/65	W	99-70	Iowa City, IA
12/2/66	W	66-50	Seattle, WA
12/3/66	L	65-76	Seattle, WA

Washington, MO (Iowa leads, 9-1)

1928	W	22-18	Iowa City, IA
12/19/36	W	42-45	St. Louis, MO
12/13/37	W	41-34	Iowa City, IA
12/12/38	W	42-26	Iowa City, IA
12/13/41	W	52-31	Iowa City, IA
12/20/47	W	44-41	St. Louis, MO
12/17/51	W	60-53	St. Louis, MO
12/5/53	W	51-45	Iowa City, IA
12/1/54	W	80-61	Iowa City, IA
2/4/57	L	54-62	St. Louis, MO

Washington State (Iowa leads, 1-0)

%12/30/63	W	74-66	Pullman, WA
-----------	---	-------	-------------

Wayne State (Wayne State leads, 1-0)

12/16/39	L	30-34	Detroit, MI
----------	---	-------	-------------

Weber State (Iowa leads, 1-0)

%12/6/97	W	81-56	Iowa City, IA
----------	---	-------	---------------

West Virginia (Series tied, 1-1)

%12/29/56	W	79-76	Chapel Hill, NC
%11/28/08	L	68-87	Las Vegas, NV

West College (Iowa leads, 2-0)

1/24/02	W	24-7	Toledo, IA
1903	W	24-14	Iowa City, IA

Western Carolina (Iowa leads, 3-0)

12/20/94	W	85-60	Iowa City, IA
12/18/04	W	88-75	Iowa City, IA
12/18/18	W	78-60	Iowa City, IA

Western Illinois (Iowa leads, 11-0)

12/15/43	W	82-34	Iowa City, IA
12/9/44	W	101-23	Iowa City, IA
11/26/91	W	95-58	Iowa City, IA
12/20/95	W	93-41	Iowa City, IA
11/22/96	W	81-66	Moline, IL
11/15/98	W	74-63	Moline, IL
11/19/04	W	85-62	Iowa City, IA
12/27/08	W	58-43	Iowa City, IA
12/7/15	W	90-56	Iowa City, IA
12/3/20	W	99-58	Iowa City, IA
12/29/21	W	92-71	Iowa City, IA

Western Kentucky (Iowa leads, 1-0)

%11/20/12	W	63-55	Cancun, Mexico
-----------	---	-------	----------------

Western Michigan (Iowa leads, 3-2)

12/21/35	L	35-48	Kalamazoo, MI
12/22/41	W	49-48	Kalamazoo, MI
12/9/50	L	49-58	Kalamazoo, MI
12/1/51	W	72-68	Iowa City, IA
11/22/21	W	109-61	Iowa City, IA

Western Reserve (Iowa leads, 2-0)

1/3/48	W	61-54	Iowa City, IA
12/17/49	W	97-57	Cleveland, OH

Wichita State (Series tied, 5-5)

2/4/56	W	98-86	Iowa City, IA
12/16/57	L	78-81	Wichita, KS
12/28/66	W	94-76	Iowa City, IA
12/12/68	L	88-93	Wichita, KS
11/28/78	W	91-67	Iowa City, IA
12/11/79	W	81-62	Wichita, KS
*3/15/81	L	56-60	Wichita, KS
%11/24/09	L	57-74	Kansas City, MO
%11/21/12	L	63-75	Cancun, Mexico
%11/29/15	W	84-61	Orlando, FL

Wilton (Iowa leads, 2-0)

2/1/02	W	66-4	Wilton Junction
1/24/03	W	68-7	Iowa City, IA

Wisconsin-Eau Claire (Iowa leads, 1-0)

1/3/81	W	86-62	Iowa City, IA
--------	---	-------	---------------

Wisconsin (Wisc leads, 87-86, includes UW forfeit in '83)

3/1/09	L	9-30	Madison, WI
1/5/12	L	12-38	Iowa City, IA
2/14/12	L	5-30	Madison, WI
1/10/16	L	31-36#	Iowa City, IA
2/28/16	L	19-38	Madison, WI
1/8/18	L	22-36	Iowa City, IA
1/21/18	L	19-34	Madison, WI
2/10/19	L	19-28	Madison, WI
3/11/19	W	29-27	Iowa City, IA
1/5/20	L	18-35	Iowa City, IA
1/19/20	W	21-20	Madison, WI
1/7/22	L	15-18	Iowa City, IA
2/13/22	W	24-18	Madison, WI
3/8/24	W	22-19	Iowa City, IA
3/11/24	L	26-36	Madison, WI
2/16/25	L	15-16	Iowa City, IA
3/3/25	L	23-25	Madison, WI
2/22/27	L	21-24	Madison, WI
3/22/27	W	26-17	Iowa City, IA
2/20/28	L	21-31	Iowa City, IA
3/3/28	L	17-20	Madison, WI
1/17/31	L	13-24	Madison, WI
2/16/31	W	19-17	Iowa City, IA
1/9/33	L	19-21	Madison, WI
2/13/33	W	31-25	Iowa City, IA
1/8/34	W	32-26	Iowa City, IA
3/3/34	L	32-35	Madison, WI
1/18/36	L	21-27	Madison, WI
2/17/36	W	32-25	Iowa City, IA
1/18/37	L	23-29	Madison, WI
2/20/37	W	43-35	Iowa City, IA
1/7/39	L	24-28	Madison, WI
2/10/40	W	37-35	Iowa City, IA
1/11/41	L	35-49	Madison, WI
1/10/42	W	49-45	Iowa City, IA
3/7/42	L	45-62	Madison, WI
2/19/45	W	54-53	Iowa City, IA
2/24/45	W	68-38	Madison, WI
1/7/46	W	57-50	Iowa City, IA
2/16/46	W	44-39	Madison, WI
1/4/47	L	62-63	Iowa City, IA
2/3/47	L	53-60	Madison, WI
1/12/48	L	51-60	Madison, WI
2/21/48	W	62-40	Iowa City, IA
2/19/49	W	61-60	Iowa City, IA
2/28/49	L	47-70	Madison, WI
2/13/50	L	62-66#	Iowa City, IA
2/18/50	L	44-53	Madison, WI
2/17/51	W	73-60	Madison, WI
3/3/52	L	75-78	Iowa City, IA
12/15/52	L	70-75	Madison, WI
12/29/52	W	83-66	Iowa City, IA
1/9/54	W	71-54	Iowa City, IA
1/3/55	W	86-69	Madison, WI
2/6/56	W	78-74	Madison, WI
2/18/56	W	80-66	Iowa City, IA



1/19/57	W	70-47	Madison, WI	2/23/84	W	63-55	Madison, WI	2/11/09	L	52-69	Madison, WI
3/9/57	L	59-60	Iowa City, IA	1/26/85	W	105-65	Iowa City, IA	3/3/10	L	40-67	Madison, WI
2/17/58	W	74-61	Iowa City, IA	2/20/85	L	53-54	Madison, WI	2/9/11	L	59-62#	Iowa City, IA
2/14/59	W	94-84	Madison, WI	1/25/86	L	63-69	Madison, WI	12/31/11	W	72-65	Madison, WI
1/4/60	W	71-64	Madison, WI	2/20/86	W	101-48	Iowa City, IA	2/23/12	W	67-66	Iowa City, IA
2/15/60	L	58-63	Iowa City, IA	1/5/87	W	78-63	Iowa City, IA	1/19/13	W	70-66	Iowa City, IA
1/9/61	W	76-68	Madison, WI	3/8/87	W	81-71	Madison, WI	2/6/13	L	70-74##	Madison, WI
2/13/61	W	63-61	Iowa City, IA	1/25/88	W	104-89	Madison, WI	1/5/14	L	71-75	Madison, WI
1/6/62	L	79-91	Madison, WI	3/10/88	W	103-70	Iowa City, IA	2/22/14	L	74-79	Iowa City, IA
3/10/62	W	81-64	Iowa City, IA	1/26/89	W	78-70	Iowa City, IA	1/20/15	L	50-82	Madison, WI
1/14/63	W	65-56	Iowa City, IA	2/11/89	L	54-65	Madison, WI	1/31/15	L	63-74	Iowa City, IA
3/4/63	L	69-75	Madison, WI	1/11/90	L	69-73#	Madison, WI	2/24/16	L	59-67	Iowa City, IA
1/13/64	L	61-79	Madison, WI	2/10/90	L	71-80	Iowa City, IA	3/2/17	W	59-57	Madison, WI
1/4/65	W	92-62	Iowa City, IA	1/17/91	L	79-91	Madison, WI	1/23/18	W	85-67	Iowa City, IA
1/8/66	L	68-69	Madison, WI	2/16/91	L	55-56	Iowa City, IA	11/30/18	L	66-72	Iowa City, IA
2/26/66	W	80-70	Iowa City, IA	1/29/92	W	73-66	Iowa City, IA	3/7/19	L	45-65	Madison, WI
2/18/67	L	95-96###	Iowa City, IA	3/7/92	W	70-65	Madison, WI	1/27/20	W	68-62	Iowa City, IA
3/7/67	W	90-87#	Madison, WI	3/10/93	W	91-65	Iowa City, IA	2/18/21	W	77-62	Madison, WI
2/17/68	W	69-61	Iowa City, IA	3/9/94	L	71-95	Madison, WI	3/7/21	W	77-73	Iowa City, IA
3/8/69	L	74-84	Madison, WI	1/21/95	W	96-84	Iowa City, IA	\$3/12/21	W	62-57	Indianapolis, IN
1/10/70	W	92-74	Madison, WI	2/22/95	W	84-77	Madison, WI	1/6/22	L	78-87	Madison, WI
2/10/70	W	119-100	Iowa City, IA	1/13/96	L	71-80	Madison, WI	12/11/22	L	75-78#	Iowa City, IA
2/6/71	W	93-91	Madison, WI	2/28/96	W	69-54	Iowa City, IA	2/22/23	L	52-64	Madison, WI
2/27/71	L	83-89	Iowa City, IA	1/11/97	W	78-53	Iowa City, IA				
1/8/72	L	80-81	Madison, WI	2/26/97	L	48-49	Madison, WI				
2/17/73	W	100-76	Iowa City, IA	2/3/98	W	79-76	Madison, WI				
2/9/74	L	87-113	Madison, WI	1/23/99	L	52-72	Iowa City, IA				
3/4/74	L	58-74	Iowa City, IA	\$3/5/99	L	60-74	Chicago, IL				
2/1/75	L	85-86#	Madison, WI	1/29/00	W	61-55	Madison, WI				
3/1/75	W	75-68	Iowa City, IA	2/23/00	L	45-54	Iowa City, IA				
1/17/76	W	81-71	Madison, WI	1/16/01	L	54-67	Madison, WI				
2/14/76	W	96-82	Iowa City, IA	3/3/01	L	57-59	Iowa City, IA				
2/5/77	W	90-73	Iowa City, IA	1/2/02	W	69-57	Iowa City, IA				
3/5/77	W	94-93##	Madison, WI	2/19/02	L	56-64	Madison, WI				
1/28/78	W	88-73	Iowa City, IA	\$3/8/02	W	58-56	Indianapolis, IN				
2/4/78	L	72-82	Madison, WI	1/22/03	L	61-74	Madison, WI				
2/1/79	W	70-64	Madison, WI	2/22/03	L	53-61	Iowa City, IA				
2/10/79	W	79-65	Iowa City, IA	2/11/04	L	52-54	Iowa City, IA				
1/12/80	W	66-65	Iowa City, IA	2/9/05	L	69-72	Madison, WI				
2/21/80	L	58-62	Madison, WI	\$3/12/05	L	56-59	Chicago, IL				
1/5/81	W	76-66	Madison, WI	1/5/06	L	52-66	Madison, WI				
2/28/81	W	96-75	Iowa City, IA	3/4/06	W	59-44	Iowa City, IA				
1/16/82	W	78-62	Madison, WI	1/28/07	L	46-57	Iowa City, IA				
2/25/82	W	79-55	Iowa City, IA	2/10/07	L	62-74	Madison, WI				
1/22/83	L	62-65+	Madison, WI	1/5/08	L	51-64	Madison, WI				
2/24/83	W	93-63	Iowa City, IA	2/6/08	L	54-60	Iowa City, IA				
1/21/84	W	75-62	Iowa City, IA	1/21/09	W	73-69#	Iowa City, IA				

Wisconsin-Milwaukee (Iowa leads, 2-0)

12/7/68	W	116-80	Iowa City, IA
11/19/00	W	83-79	Iowa City, IA

Wyoming (Iowa leads, 3-2)

%12/27/58	W	82-74	Portland, OR
12/17/60	W	78-67	Iowa City, IA
%12/29/67	L	87-94##	Los Angeles, CA
1/2/71	W	87-84	Iowa City, IA
12/22/73	L	79-86	Laramie, WY

Xavier (Iowa leads, 2-1)

12/20/37	W	33-28	Cincinnati, OH
%11/19/10	L	73-86	Virgin Islands, VI
%11/28/13	W	77-74#	Bahamas

@ -- Big Ten Conference Playoff

* -- NCAA Tournament

& -- National Invitation Tournament

% -- In-season Tournament

\$ -- Big Ten Tournament

-- overtime (s)

+ -- awarded forfeit

Alabama State

SID: Fred Sington
Email: fsington@alasu.edu

Arkansas State

SID: Mark Taylor
Email: martaylor@astate.edu

Creighton

SID: Rob Anderson
Email: randerson@creighton.edu

Florida A&M

SID: Josh Padilla
Email: joshua.padilla@famf.edu

Illinois

SID: Derrick Burson
Email: burson@uiuc.edu

Indiana

SID: Charlie Duffy
Email: csduffy@iu.edu

Iowa State

SID: Ryan Workman
Email: rworkman@iastate.edu

Maryland

SID: John Sinnett
Email: jsinnett@umd.edu

UMBC

SID: David Gansell
Email: gansell@umbc.edu

Michigan

SID: Tom Wywrot
Email: twywrot@umich.edu

Minnesota

SID: Michelle Traversie
Email: traen001@umn.edu

Michigan State

SID: Mike "Mex" Carey
Email: carey@ath.msu.edu

Nebraska

SID: Shamus McKnight
Email: smcknight@huskers.com

North Dakota

SID: Josh McSwain
Email: joshua.mcswain@und.edu

North Florida

SID: Brock Borgeson
Email: brock.borgeson@unf.edu

Northern Illinois

SID: Jeremy Reid
Email: jreid1@niu.edu

Northwestern

SID: Jacob Pavilack
Email: jacob.pavilack@northwestern.edu

Ohio State

SID: Gary Petit
Email: petit.38@osu.edu

Oklahoma

SID: Brent Beerends
Email: beerends@ou.edu

Penn State

SID: Chelsea Vielhauer
Email: cpv5026@psu.edu

Purdue

SID: Chris Forman
Email: cforman@purdue.edu

Quincy

SID: Alex Aubuchon
Email: aubucal@quincy.edu

Rutgers

SID: Chris Corson
Email: ccorso@scarletknights.com

Seton Hall

SID: Peter Long
Email: peter.long@shu.edu

USC

SID: David Tuttle
Email: davidtut@usc.edu

Wisconsin

SID: Brandon Harrison
Email: bah@athletics.wisc.edu



11/7 (0-0)

2023 * North Dakota

11/10 (0-0)

2023 * Alabama State

11/11 (4-1)

1999	* Connecticut	W	70-68
2011	* Chicago State	W	96-53
2017	* Kennesaw State	W	91-74
2019	* Green Bay	W	93-82
2020	* DePaul	L	78-93

11/14 (0-0)

2023 Creighton

11/16 (5-0)

1997	* North Texas	W	112-64
2010	* UL-Monroe	W	68-40
2018	* Grambling State	W	85-74
2019	* Connecticut	W	91-72
2022	* N.C. Central	W	86-69

11/17 (0-0)

2023 * Arkansas State

11/21 (5-4)

1999	* Eastern Illinois	W	95-79
2000	at Drake	W	73-71
2001	* Missouri	L	77-78
2005	* Kentucky	W	67-63
2013	* Wichita State	L	63-75
2015	* Syracuse	L	63-66
2018	* South Dakota State	L	72-80
2019	* Alabama State	W	105-78
2020	* North Florida	W	83-68

11/23 (0-0)

2023 vs. Oklahoma

11/24 (0-0)

2023 vs. Seton Hall/USC

11/25 (6-5)

1978	* Kent State	W	111-76
1985	* Arkansas-Little Rock#	W	108-99
1994	* Morgan State	W	126-79
1995	* Duke	L	81-88
1996	* California	L	59-75
1998	* Creighton	L	73-75
2003	* Drake	W	74-56
2006	* Arizona State	L	64-67
2008	* SE Missouri State	W	75-41
2017	* Virginia	L	41-74
2021	* NC Central	W	97-67

11/26 (10-5)

1977	* Iowa State	L	78-79
1983	* Illinois Wesleyan	W	86-60
1984	* Gonzaga	W	62-40
1988	* McNeese State	W	77-56
1991	* Western Illinois	W	95-58
1996	* Louisiana State+	L	60-70
2002	* Drake	W	50-49
2005	* Texas-San Antonio	W	79-46
2008	* Wake Forest	L	47-56
2010	* SIU-Edwardsville	W	111-50
2011	* IPFW	W	82-72
2015	* Northern Illinois	W	70-49
2016	* Dayton	L	77-82
2017	* Memphis	L	92-100
2022	* Portland State	W	85-51

11/29 (15-4)

1975	* Augustana (IL)	W	111-81
1976	* Kent State	W	84-55
1980	* Northern Illinois	W	61-47
1982	* Drake	W	68-63
1986	* North Carolina State#	W	90-89
1987	* Villanova	W	97-74
1988	* Drake	W	96-72
1994	* Drake	W	103-68
1997	* Long Island	W	101-69
2004	* Louisville#	W	70-69
2007	* Virginia Tech	L	65-69
2008	* Kansas State	W	65-63
2011	* Clemson	L	55-71
2014	* UTEP	W	89-53
2015	* Longwood	W	77-44
2016	* Wichita State	W	84-61
2017	* Notre Dame	L	78-92
2020	* San Diego State	L	73-83
2022	* Virginia	W	75-74
2023	* North Florida		

12/4 (0-0)

2023 Purdue

12/6 (16-8)

1947	* South Dakota	W	66-30
1952	* Oklahoma	L	62-63
1954	* Nebraska	W	84-61
1958	* Southern Methodist	L	55-65
1965	* Southern Illinois	W	69-58
1969	* Southern Illinois	L	67-73
1975	* Northeast Louisiana	W	97-87
1976	* Bradley	W	90-77
1979	* Northern Iowa	W	78-46
1980	* Cincinnati	W	69-64
1985	* Arkansas State	L	62-66
1986	* Loyola Marymount	W	103-80
1988	* Northern Iowa	W	95-76
1991	* Army	W	74-39
1996	* Grambling State	W	93-73
1997	* Weber State	W	81-56
2002	* Montana State	W	65-44
2004	* Northern Illinois	W	65-57
2005	* Northern Iowa #	L	63-67
2011	* Northern Iowa	L	60-80
2015	* UMBC	W	77-47
2019	* Iowa State	W	98-84
2020	* Michigan	L	91-103
2022	* Illinois	L	83-87

12/7 (0-0)

2023 Iowa State

12/8 (18-5)

1923	* North Dakota	W	22-11
1930	* St. Louis	L	14-26
1939	* Milikin	L	43-26
1945	* Denver	W	67-40
1951	* DePauw	W	69-53
1956	* Denver	W	58-57
1958	* Oklahoma	L	57-80
1965	* Creighton	W	103-77
1970	* Ashland (OH)	W	82-56
1973	* Marquette	L	70-86
1975	* Bradley	W	100-96
1979	* Detroit	W	80-54
1981	* Iowa State	W	79-68
1982	* Marquette	W	87-66
1984	* Texas Tech	W	58-48
1990	* Iowa State	W	75-73
1992	* Northern Iowa	W	64-44
1998	* Kansas	W	85-81
2001	* Iowa State	W	78-53
2007	* Iowa State	W	77-59
2008	* Iowa State	L	47-56
2009	* Northern Iowa	L	50-67
2017	* Iowa State	W	78-64
2021	* North Carolina	W	93-80

12/10 (0-0)

2023 * Michigan

12/11 (12-6)

1933	* Iowa State	W	30-12
1939	* Denver	W	44-32
1944	* South Dakota State	W	87-37
1945	* South Dakota State	W	71-33
1948	* Creighton	W	77-38
1950	* Butler	L	51-54
1954	* Missouri	L	94-97
1961	* South Dakota State	W	69-52
1965	* Drake	W	66-60
1969	* Duquesne	W	98-87
1973	* Kansas State	L	67-105
1978	* Iowa State	W	67-66
1979	* Wichita State	W	81-62
1982	* USC	W	66-55
1993	* Iowa State	L	79-86
1999	* Iowa State	L	66-59
2009	* Iowa State	L	71-81
2011	* Iowa State	W	105-77

12/16 (0-0)

2023 vs. Florida A&M

12/17 (16-4)

1919	* Cornell	L	16-24
1921	* Cornell	W	34-14
1925	* Butler	W	26-24
1932	* Carleton	W	34-19
1938	* Butler	L	29-31
1945	* Nebraska	W	61-35
1949	* Western Reserve	W	97-57
1951	* Washington (MO)	W	60-53
1954	* Pennsylvania	L	75-87
1955	* Loyola Marymount	W	84-61
1956	* Loyola (LA)	W	80-65
1960	* Wyoming	W	78-67
1962	* Clemson	W	74-64
1966	* Drake	W	83-75
1970	* Cincinnati#	L	70-73
1977	* Denver	W	107-65
1994	* Long Island	W	102-72
2005	* Arizona State	W	62-43
2011	* Drake	W	82-68
2017	* Northern Iowa	W	69-46

12/20 (0-0)

2023 * UMBC

12/21 (22-6)

1915	* Iowa Wesleyan	W	55-6
1929	* Marquette	L	19-29
1935	* Western Michigan	L	35-48
1936	* Millikin	W	37-30
1937	* Toledo	L	39-59
1940	* Detroit	W	37-35
1953	* Colorado	W	78-72
1957	* Oregon State#	W	77-67
1961	* Nevada Reno	W	88-46
1962	* Kentucky	L	69-94
1964	* North Dakota	W	106-65
1966	* California	W	72-62
1968	* Creighton	W	100-73
1970	* Hardin Simmons	W	90-77
1971	* Nebraska	W	86-77
1974	* San Jose State###	L	103-105
1976	* Drake	W	82-69
1977	* UNLV	L	84-85
1983	* Drake	W	66-43
1987	* Pan American	W	110-64
1992	* Eastern Michigan	W	103-66
1996	* Missouri	W	88-77
1997	* Puerto Rico-Mayaguez	W	96-37
2004	* Texas Tech	W	83-53
2009	* South Carolina State	W	82-69
2010	* Louisiana Tech	W	77-58
2020	* Cincinnati	W	77-70
2022	* Southeastern La.	W	93-62

12/29 (22-12)

1920	* Rockford	W	33-16
1934	* Stanford	W	38-28
1952	* Wisconsin	W	83-66
1955	* Stanford	L	52-54
1956	* West Virginia	W	79-76
1958	* Oregon State	L	71-72
1960	* USC	W	70-62
1962	* Oregon State	L	57-64
1964	* Utah	L	88-92
1965	* Arkansas	W	77-75
1967	* Wyoming##	L	87-94
1973	* Wisconsin Green Bay#	W	74-67
1975	* Arizona	W	82-80
1976	* New Mexico	L	83-96
1978	* Pennsylvania##	W	87-84
1979	* Drake	W	77-66
1982	* Seton Hall	W	85-63
1983	* USC	W	62-61
1985	* St. Joseph's	L	56-60
1986	* UC Irvine	W	105-103
1987	* Illinois State	L	88-89
1993	* Cal-Irvine	L	78-86
1994	* Hawaii	W	84-82
1996	* Cal-Northridge	W	90-65
2000	* Tennessee	L	68-80
2008	* Southeastern La.	W	57-50
2009	* Purdue	L	56-67
2010	* Illinois	L	77-87
2016	* Michigan State	W	83-70
2018	* Northern Illinois	W	98-75
2019	* Bryant	W	72-67
2020	* Kennesaw State	W	93-51
2021	* Northwestern	W	87-72
2022	* Western Illinois	W	92-71
2023	* Northern Illinois		

1/1 (6-4)

1913	* Iowa Natl. Guard	W	25-16
1920	* Coe	W	39-11
1921	* Millikin	L	22-24
1925	* Marquette	W	28-17
1935	* Iowa State	L	33-41
1938	* Marquette	L	23-36
1940	* Toledo	L	30-54
1944	* Denver	W	63-20
1946	* St. Louis	W	51-40
2017	* Michigan#	W	86-83

1/2 (0-0)

2024 at Wisconsin

1/5 (15-18)

1912	* Wisconsin	L	12-38
1918	* Chicago	L	20-46
1920	* Wisconsin	L	18-35
1924	* Marquette	L	20-21
1925	* Minnesota	W	27-19
1931	* Drake	W	21-20
1935	* Ohio State	W	32-21
1942	* Chicago	W	53-39
1948	* Ohio State	W	49-41
1952	* Michigan State	W	61-60
1957	* Ohio State	L	60-72
1959	* Michigan State	W	80-68
1962	* Illinois	L	76-85
1974	* Minnesota	W	66-55
1976	* Michigan State	L	88-105
1978	* Indiana	L	51-69
1980	* Michigan	L	65-68
1983	* Michigan State	L	59-61
1985	* Illinois	W	64-60
1987	* Wisconsin	W	78-63
1989	* Michigan State	W	93-82
1991	* Michigan State	W	79-66
1993	* Indiana	L	67-75
2000	* Northwestern	W	58-52
2002	* Ohio State	L	62-72
2005	* Michigan	L	63-65
2006	* Wisconsin	L	52-66

2008	* Wisconsin	L	51-64
2010	* Illinois	L	42-59
2014	* Wisconsin	L	71-75
2015	* Nebraska	W	70-59
2016	* Nebraska	W	77-66
2017	* Nebraska##	L	90-93

1/6 (0-0)

2024 * Rutgers

1/8 (10-16)

1908	* Minnesota	L	12-31
1918	* Wisconsin	L	22-36
1919	* Coe	W	25-22
1934	* Wisconsin	W	32-26
1938	* Indiana	W	48-39
1940	* Indiana	L	30-45
1944	* Minnesota	W	37-29
1949	* Purdue	L	53-73
1951	* Illinois	L	69-72
1955	* Minnesota	L	80-81
1962	* Northwestern	W	74-69
1965	* Wisconsin	L	68-69
1967	* Loyola (IL)	W	71-65
1972	* Wisconsin	L	80-81
1973	* Michigan	L	59-71
1977	* Minnesota+	W	68-78
1981	* Ohio State	L	56-58
1983	* Michigan	W	79-72
1994	* Michigan	L	70-71
1998	* Illinois	L	64-76
2000	* Michigan State	L	53-75

**1/18 (9-14)**

1907	Des Moines YMCA	L	26-32
1913	Illinois	L	9-35
1919	Northwestern	W	29-28
1930	* Bradley	L	28-35
1932	Indiana	L	27-35
1936	Wisconsin	L	21-27
1937	Wisconsin	L	23-29
1943	Illinois	L	34-66
1947	Indiana	L	48-50
1954	Illinois	W	79-70
1958	* Indiana	W	79-75
1964	Purdue	L	75-90
1965	Indiana	W	74-68
1969	* Minnesota	W	89-68
1975	* Michigan	L	70-75
1979	Purdue	W	56-46
1986	* Michigan	L	57-61
1990	* Indiana	L	79-83
1996	* Illinois	W	82-79
1998	Minnesota	W	82-69
2000	Indiana	L	71-74
2006	* Minnesota###	W	76-72
2009	Purdue	L	53-75

1/21 (14-19)

1905	Augustana (IL)	L	20-41
1907	Nebraska	L	17-27
1909	* Coe	W	48-10
1911	* Drake	W	30-20
1916	Minnesota	L	11-26
1918	Wisconsin	L	19-34
1922	* Purdue	L	22-36
1921	Michigan	L	15-19
1924	Ohio State	L	28-43
1939	* Michigan	L	32-47
1944	* Illinois	W	56-51
1946	Chicago	W	58-32
1950	* Northwestern	W	61-56
1952	Indiana	L	69-82
1956	Michigan	W	78-67
1957	Northwestern	L	63-70
1961	Purdue	L	41-47
1962	Michigan State	W	60-59
1967	Northwestern	L	88-90
1974	Michigan State	L	86-95
1978	Michigan State	L	58-68
1982	Northwestern	W	49-48
1984	* Wisconsin	W	75-62
1988	* Illinois	W	93-79
1989	Purdue	W	67-66
1995	* Wisconsin	W	96-84
1998	* Michigan State	L	57-78
1999	Michigan State	L	65-80
2004	Iowa State	L	76-84
2006	Michigan State	L	55-85
2009	* Wisconsin#	W	73-69
2016	Rutgers	W	90-76
2021	* Indiana	L	69-81

1/26 (8-11)

1905	Highland Park	W	23-22
1906	Iowa Natl. Guard	W	42-26
1945	Illinois	L	42-43
1959	Ohio State	L	72-86
1974	* Michigan#	L	84-86
1976	* Indiana	L	73-88
1978	* Illinois	L	61-70
1980	* Minnesota	W	80-73
1984	Ohio State	L	54-65
1985	* Wisconsin	W	105-65
1989	* Wisconsin	W	78-70
1994	Northwestern	W	86-76
2000	* Illinois	L	58-69
2002	Purdue	L	68-73
2005	Northwestern#	L	74-75
2008	* Penn State	W	64-49
2011	Penn State	L	51-65
2012	* Nebraska	L	73-79
2014	Northwestern	W	76-50

1/27 (0-0)

2024 Michigan

1/29 (16-8)

1903	Des Moines College	W	N/A
1909	Indiana	L	12-18
1910	* Grinnell	W	20-13
1916	* Drake	W	31-24
1923	Minnesota	W	32-16
1940	* South Dakota State	W	24-23
1942	* Kansas	L	51-53
1944	Indiana	W	52-40
1965	UCLA	W	87-82
1972	* Minnesota	L	50-61
1973	* Michigan	W	75-68
1977	Indiana	L	65-81
1981	* Purdue	W	84-69
1983	* Indiana	W	63-48
1987	Michigan State	W	89-75
1990	* Illinois	W	69-67
1992	* Wisconsin	W	73-66
1994	Michigan State	L	84-87
1997	* Illinois	W	82-65
2000	Wisconsin	W	61-55
2005	* Indiana	W	72-57
2009	* Michigan State	L	56-71
2012	Indiana	L	89-103
2021	Illinois	L	80-75

1/30 (0-0)

2024 Indiana

2/2 (0-0)

2024 * Ohio State

2/4 (11-14)

1905	* Augustana (IL)	W	28-24
1910	Drake	W	26-8
1918	* Minnesota	W	25-21
1939	Northwestern	L	25-27
1950	* Purdue	W	66-60
1952	* Butler	W	58-57
1956	* Wichita State	W	98-86
1957	Washington (MO)	L	54-62
1961	Cincinnati	L	60-77
1967	Loyola (IL)	L	87-98
1969	Purdue	L	87-99
1978	Wisconsin	L	72-82
1982	* Indiana	W	62-40
1984	* Purdue	L	46-48
1987	* Minnesota	W	78-47
1993	Illinois	L	77-78
1995	Penn State	L	64-74
1997	* Indiana	W	75-67
1999	Purdue	L	75-90
2004	Michigan State	L	72-89
2006	* Michigan	W	94-66
2009	Indiana	L	60-68
2012	* Penn State	W	77-64
2014	* Ohio State	L	69-76
2021	* Ohio State	L	85-89

2/8 (0-0)

2024 Penn State

2/9 (14-19)

1907	* Grinnell	L	21-24
1909	Coe	W	36-24
1911	Carleton	W	25-14
1917	* Chicago	W	24-17
1918	* Iowa State	W	24-9
1924	* Ohio State	L	24-26
1925	Indiana	L	21-28
1931	Indiana	L	18-31
1935	* Ohio State	L	24-42
1942	* Ohio State	W	52-44
1946	* Purdue	W	43-41
1948	* Illinois	W	70-61
1952	* Illinois	W	73-68
1953	Michigan State	L	48-60
1957	* Purdue	W	74-67
1962	Northwestern#	W	66-65
1974	Wisconsin	L	87-113
1978	* Michigan State	L	70-71
1980	* Purdue	W	74-59
1984	Purdue	L	58-79
1986	Minnesota	L	60-65
1989	* Michigan##	L	107-108
1991	Michigan	L	70-84
1992	Indiana	L	66-81
1995	* Northwestern	W	116-77
1997	Illinois	L	51-66
2000	Ohio State	W	67-64
2002	* Minnesota	L	78-86
2005	Wisconsin	L	69-72
2008	Minnesota	L	50-63
2011	* Wisconsin#	L	59-62
2012	Northwestern	L	64-83
2013	* Northwestern	W	71-57

2/11 (0-0)

2024 * Minnesota

2/12 (10-21)

1909	Grinnell	L	14-25
1912	St. Joseph	L	9-11
1914	Minnesota	L	13-34
1916	* Chicago	W	16-15
1923	Ohio State	W	36-25
1934	Northwestern	L	29-35
1938	Chicago	W	42-29
1940	* Ohio State	W	43-33
1944	Ohio State	L	42-56
1945	Purdue	W	48-43
1949	Minnesota	L	49-54
1951	* Indiana	L	54-63
1955	* Indiana	W	90-75
1962	Purdue	L	75-82
1965	Northwestern	L	73-81
1972	* Michigan State	L	91-100
1973	* Ohio State	L	80-86
1977	* Minnesota+	W	58-61
1981	Minnesota#	W	60-58
1983	* Illinois	W	68-66
1984	Illinois	L	53-73
1987	* Purdue	L	73-80
1990	* Michigan State	L	70-80
1992	Michigan	L	74-79
1994	Indiana	L	91-93
1997	Michigan State	L	67-69
1998	* Minnesota	L	71-73
2000	Illinois	L	50-78
2003	Minnesota	L	64-77
2005	* Northwestern	W	64-54
2015	* Minnesota	L	59-64

2/14 (0-0)

2024 Maryland

2/16 (17-18)

1906	Northern Iowa	W	70-25
1907	Coe	L	31-33
1910	* Missouri	W	20-6
1914	* Chicago	L	13-28
1915	* Iowa State	W	27-12
1917	Iowa State	L	12-24
1918	* Indiana	L	25-29
1924	Chicago	W	21-13
1925	Wisconsin	L	15-16
1931	* Wisconsin	W	19-17
1935	* Michigan	L	27-29
1946	Wisconsin	W	44-39
1952	Purdue	W	90-67
1953	Ohio State	W	71-68
1957	Michigan State	L	67-77
1959	Michigan	L	86-90
1962	* Purdue	W	73-64
1971	Minnesota	L	76-88
1974	Ohio State	W	69-67
1976	* Northwestern	W	81-68
1978	* Northwestern	W	76-74
1980	Northwestern	W	60-58
1983	Indiana	W	58-57
1984	* Indiana	L	45-49
1985	* Michigan State	L	55-57
1991	* Wisconsin	L	55-56
1993	* Ohio State	W	68-54
1994	Michigan	L	76-89
2000	Purdue	L	59-67
2002	* Ohio State	L	66-72
2005	Purdue	L	63-66
2010	* Michigan#	L	78-80
2012	Penn State	L	64-69
2019	Rutgers	W	71-69
2020	Minnesota	W	58-55

2/17 (0-0)

2024 * Wisconsin

2/19 (19-12)

1904	* Grinnell	W	23-19
1909	Northern Iowa	W	49-9
1910	Northwestern	W	18-11
1915	Grinnell	W	26-20
1916	* Iowa State	W	26-9
1917	* Minnesota	L	15-39
1919	* Chicago	L	10-22
1921	* Purdue	W	20-15
1934	* Indiana	W	29-26
1938	* Chicago	L	35-38
1940	* Indiana	L	42-46
1945	* Wisconsin	W	54-53
1949	* Wisconsin	W	61-60
1955	Michigan State	W	78-69
1962	* Michigan State	W	59-51
1965	Ohio State	W	86-80
1972	Indiana	L	79-86
1973	Northwestern#	W	94-83
1977	Michigan State	L	79-81
1981	* Indiana	W	78-65
1983	Ohio State	L	69-85
1994	* Illinois	W	83-69
2002	Wisconsin	L	56-64
2003	* Indiana	L	63-79
2005	* Illinois	L	65-75
2008	* Northwestern	W	53-51
2011	* Michigan#	L	72-75
2012	* Indiana	W	78-66
2015	* Rutgers	W	81-47
2019	* Maryland	L	65-66
2022	Ohio State	W	75-62

2/20 (0-0)

2024 Michigan State

2/22 (18-16)

1906	Grinnell	L	19-20
1907	* Nebraska	W	32-29
1908	Grinnell	L	11-34
1909	Drake	W	36-13
1912	* Cornell	W	24-10
1915	Ohio State	L	15-27
1919	* Cornell	W	28-6
1923	* Indiana	W	19-13
1924	* Illinois	L	14-26
1930	* Drake	L	25-26
1936	* Michigan	L	25-31
1937	Minnesota	L	25-44
1941	* Indiana	L	36-47
1943	Chicago	W	62-34
1947	* Indiana	W	68-64
1954	Indiana	W	82-64
1958	* Illinois	W	83-79
1964	* Michigan State	L	89-107
1969	Ohio State	L	81-88
1975	Minnesota	L	67-68
1979	Indiana	L	62-64
1986	* Northwestern	W	76-45
1989	Northwestern	W	89-84
1990	Northwestern	L	66-72
1993	Penn State	W	74-58
1995	Wisconsin	W	84-77
1997	Ohio State	W	69-56
1998	Illinois	L	72-79
2003	* Wisconsin	L	53-61
2009	* Michigan#	W	70-60

2014	* Wisconsin	L	74-79
2015	Nebraska	W	74-46
2019	* Indiana#	W	76-70
2022	* Michigan State	W	86-60

2/24 (0-0)

2024 Illinois

2/25 (17-13)

1913	Iowa State	W	21 13
1924	* Michigan	L	25 27
1930	* St. Louis	L	24 31
1933	* Ohio State	W	37 29
1935	Michigan	W	37 25
1946	* Indiana	L	46 49
1950	Indiana	W	59 53
1956	Minnesota#	W	83 73
1957	Minnesota	L	81 102
1961	Minnesota	W	61 43
1962	Michigan	L	70 78
1967	Indiana#	W	75 74
1969	* Illinois	W	74 53
1978	Michigan	L	76 82
1982	* Wisconsin	W	79 55
1984	Minnesota	W	62 50
1992	Minnesota	W	79 64
1998	Northwestern	W	75-55
2003	Ohio State	W	71-64
2004	* Illinois	L	59-78
2006	Illinois	L	59-71
2009	Michigan State	L	54-62
2010	Northwestern	L	57-74
2014	Minnesota	L	89-95
2015	* Illinois	W	68-60
2017	Maryland	W	83-69
2018	* Northwestern	W	77-70
2020	Michigan State	L	70-78
2021	Michigan	L	57-79
2022	Nebraska	W	88-78



3/8 (14-6)

1913	Carleton	L	20-28
1918	Indiana	W	13-11
1919	* Northwestern	W	28-12
1924	* Wisconsin	W	22-19
1958	Michigan	L	92-95
1969	Wisconsin	L	74-84
1975	Illinois	W	73-70
1980	North Carolina State	W	77-64
1986	* Purdue	W	77-64
1987	Wisconsin	W	81-71
1989	Illinois	L	94-118
1993	* Northwestern	W	56-50
1995	* Michigan State	W	79-78
1997	Northwestern	W	75-59
2001	Northwestern	W	72-55
2002	Wisconsin	W	58-56
2003	* Northwestern	W	77-61
2012	Illinois	W	64-61
2014	* Illinois	L	63-66
2020	Illinois	L	76-78

3/9 (8-13)

1906	* Grinnell	W	20-17
1911	Grinnell	W	12-10
1918	Purdue	L	22-46
1953	Indiana	L	61-68
1957	* Wisconsin	L	59-60
1962	Illinois	L	69-73
1964	Illinois	L	67-90
1965	Minnesota#	L	84-85
1967	* Michigan	L	70-71
1971	* Michigan	L	82-86
1974	Minnesota	W	60-50
1985	Purdue	L	54-60
1994	* Wisconsin	L	71-95
1996	* Purdue	W	56-52
2000	Minnesota	W	81-78
2001	Ohio State	W	75-66
2002	Indiana	W	62-60
2007	Purdue	L	55-74
2012	Michigan State	L	75-92
2013	* Nebraska	W	74-60
2017	Indiana#	L	73-95

3/10 (9-11)

1905	Chicago	L	16 20
1917	* Northwestern	L	15 18
1930	Monmouth	L	23 29
1962	* Wisconsin	W	81 64
1973	* Illinois	W	93 76
1979	Toledo	L	72 74
1983	Michigan	L	60 66
1988	* Wisconsin	W	103 70
1990	Michigan	L	96 127
1991	* Ohio State	W	80 69
1993	* Wisconsin	W	91-65
2000	Michigan State	L	65-75
2001	Penn State	W	94-74
2002	Ohio State	L	64-81
2005	Purdue	W	71-52
2006	Minnesota	W	67-57
2011	Michigan State	L	61-66
2016	Illinois	L	66-68
2019	Nebraska#	L	91-93
2022	Northwestern	W	112-76
2024	* Illinois		

3/11 (12-7)

1905	Northwestern	L	23 24
1908	Grinnell	L	12 26
1919	* Wisconsin	W	29 27
1921	Iowa State	L	18 26
1924	Wisconsin	L	26 36
1955	Penn State	W	82 53
1961	Northwestern	W	63 62
1967	Michigan	W	83 76
1972	* Michigan	W	95 69
1984	* Michigan State	L	44 51
1989	* Indiana	W	87 70
1992	* Northwestern	W	69 66
1998	* Georgia	L	93-100
1999	Alabama-Birmingham	W	77-64
2001	Indiana	W	63-61
2005	Michigan State	W	71-69
2006	Michigan State	W	53-48
2010	Michigan	L	52-59
2022	Rutgers	W	84-74

3/12 (7-8)

1955	Marquette	W	86-81
1967	Ohio State	L	81-85
1970	Jacksonville	L	103-104
1982	Northeast Louisiana	W	70-63
1983	Michigan State	W	75-57
1988	Indiana	L	89-116
1994	* Ohio State	W	83-74
1995	Indiana	L	79-110
2004	Michigan	L	70-79
2005	Wisconsin	L	56-59
2006	Ohio State	W	67-60
2009	Michigan	L	45-73
2015	Penn State	L	58-67
2021	Wisconsin	W	62-57
2022	Indiana	W	80-77

* - Home Game

- Overtime(s)

+ - Awarded Forfeit



Points

Game	49, John Johnson vs. Northwestern, 2/24/1970
Season	822, Keegan Murray (23.5 avg.), 2022
Career	2,306, Roy Marble (18.2 avg.), 2018-21

Field Goals

Game	20, John Johnson vs. Northwestern, 2/24/1970
Season	307, Keegan Murray, 2022
Career	870, Luka Garza, 2018-21

Field Goal Attempts

Game	33, John Johnson vs. Northwestern, 2/24/1970 33, Fred Brown vs. Indiana, 1971
Season	554, Keegan Murray, 2022
Career	1,594, Luka Garza, 2018-21

Field Goal Percentage (min. 10 FGA for single-game record)

Game	100.0, Greg Stokes (11-11) vs. Georgia St., 12/12/1984
Season	62.2%, Les Jepsen (155-249), 1990
Career	57.5%, Ryan Bowen (397-690), 1995-98

3-pt. Field Goals

Game	10, Jordan Bohannon at Maryland, 2/10/2022
Season	117, Chris Kingsbury, 1995
Career	455, Jordan Bohannon, 2017-22

3-pt. Field Goal Attempts

Game	19, Chris Kingsbury vs. Long Island, 12/17/1994
Season	297, Chris Kingsbury, 1995
Career	1,147, Jordan Bohannon, 2017-22

3-pt. Field Goal Percentage (minimum 1.5 made per game)

Game	100%, Joe Wieskamp (6-6) vs. Illinois, 1/20/2019 100%, Jeff Horner (6-6) vs. Penn State, 1/31/2004 100%, Jim Bartels (6-6) at Ohio State, 1/25/1995 100%, Val Barnes (6-6) at Penn State, 2/22/1993 100%, CJ Fredrick (5-5) vs. Cal Poly, 11/24/2019 100%, Val Barnes (5-5) vs. Centenary, 1/4/1992 100%, Kent McCausland (5-5) vs. W. Illinois, 11/22/1996
Season	52.2%, Kent McCausland (70-134), 1997
Career	45.3%, Kent McCausland (214-472), 1996-99

Free Throws

Game	22, Peter Jok vs. Indiana, 2/21/2017
Season	218, Reggie Evans, 2001
Career	618, Aaron White, 2011-15

Free Throw Attempts

Game	26, Dave Gunther vs. West Virginia, 12/29/1956
Season	346, Reggie Evans, 2001
Career	800, Aaron White, 2011-15

Games Played

Career	179, Jordan Bohannon, 2017-22*
--------	--------------------------------

* -- NCAA record

Consecutive Free Throws

Game	15, Tony Perkins vs. Illinois, 2/4/2023
Season	15, Andre Woolridge vs. Northwestern, 3/8/1997 34, Chris Street (six games), 1/2 thru 1/16/1993 34, Jordan Bohannon (15 games), 1/4 thru 2/25/2018

Consecutive Games Scoring 20+ Points

Overall	19, Luka Garza, 1/10 - 12/3/2020 16, Fred Brown, 12/23/1970 - 3/9/1971
Big Ten	18, Luka Garza, 1/10 - 12/25/2020 13, Fred Brown, 12/23/1970 - 3/9/1971

Scoring 20+ Points

Season	26, Keegan Murray, 2021-22 25, Luka Garza, 2019-20 22, Luka Garza, 2020-21 21, Fred Brown, 1970-71
--------	---

Free Throw Percentage (minimum 10 FTA/game)

Game	100%, Glenn Vidnovic (13-13) vs. Purdue, 2/4/1969 100%, Peter Jok (12-12) vs. Omaha, 12/3/2016 100%, Luke Recker (12-12) vs. Kansas State, 12/22/2001 100%, Val Barnes (12-12) vs. Ohio State, 2/18/1992 100%, Roy Marble (12-12) vs. UNI, 12/6/1988 100%, Sam Williams (12-12) vs. Ohio State, 3/4/1967 100%, (11-11) on eight occasions (last by Luke Recker vs. Minnesota, 2/9/2002) 100%, (10-10) on 15 occasions (last by Jordan Bohannon vs. Nebraska, 1/6/2019)
Season	91.1%, Peter Jok (154-169), 2016-17
Career	88.7%, Jordan Bohannon (370-417), 2017-22

Rebounds

Game	30, Charles Darling vs. Wisc., 3/3/1952
Season	416, Reggie Evans (11.9 avg.), 2001
Career	990, Greg Brunner (7.8 avg), 2003-06

Assists

Game	16, Cal Wulfsberg vs. Ohio State, 1/24/1976
Season	193, Andre Woolridge (6.0 avg), 1996
Career	704, Jordan Bohannon (3.9 avg), 2017-22

Blocked Shots

Game	9, Acie Earl vs. Wisconsin, 1/29/1992
Season	121, Acie Earl (4.0 avg), 1991-92
Career	365, Acie Earl (3.1 avg), 1990-93

Steals

Game	9, Kenyon Murray vs. Ohio State, 2/18/1995 9, Acie Earl vs. Texas Southern, 12/28/1993
Season	79, Ryan Bowen (2.5 avg), 1997-98
Career	208, Ryan Bowen (1.7 avg), 1995-98

Note -- Players listed in boldface are current players.


Points

Game	126 vs. Morgan State, 11/25/1994
	126 at Oral Roberts, 12/30/1987
Half	77 at Michigan, 2/3/1988
Season	3,181 (93.6 avg.) in 1988
Average per Game	98.7 (2,467 in 25 games) in 1970

Field Goals

Game	52 (98 att.) vs. Notre Dame, 3/14/1970
Season	1,141 (2,160 att.) in 1988

Field Goal Attempts

Game	127 vs. Augustana, 12/1/1945
Season	2,322 (1,071 made) in 2022

Field Goal Percentage

Game	69.8 (37-53) vs. Northeastern, 11/30/1986
Season	52.8 (1,141-2,160) in 1988

3-pt. Field Goals

Game	20 (44 att.) vs. Alabama State, 11/18/2021
Big Ten Game	19 (34 att.) at Maryland, 2/10/2022
Season	331 (912 att.) in 2022

3-pt. Field Goal Attempts

Game	44 (20 made) vs. Alabama State, 11/18/2021
	43 (18 made) vs. Savannah State, 11/13/2016
Season	912 (331 made) in 2022

3-pt. Field Goal Percentage (min. 10 att.)

Game	75.0 (15-20) vs. Northwestern, 1/3/1998
	75.0 (9-12) vs. Northwestern, 3/5/1987
Season	41.9 (44-105) in 1983

Free Throws

Game	41 (43 att.) vs. Drake, 12/22/1969
Season	753 (1,068 att.) in 2001
Consecutive	25 vs. Drake, 1969

Free Throw Attempts

Game	61 (made 37) vs. Long Beach State, 12/4/1993
Season	1,068 (made 753) in 2001

Free Throw Percentage

Game	100% (20-20) vs. Western Illinois, 11/19/2004
	95.6 (22-23) vs. DePaul, 3/15/1995
Season	78.0 (549-704) in 1970

Rebounds

Game	77 vs. UM-Duluth, 12/30/1972
Season	1,508 in 1987 (43.1 avg.)
Average	51.5 (1134 in 22 games) in 1951

Assists

Game	34 vs. Northern Illinois, 12/29/2017
	34 vs. George Mason, 12/1/1984
Season	602 in 2017 and 2018

Blocked Shots

Game	13 vs. Illinois, 3/5/2013
Season	183 in 2013

Steals

Game	23 vs. Northern Iowa, 12/7/1994
	23 vs. Northwestern, 2/22/1986
Season	365 in 1995

Fewest Turnovers (since 1980)

Season	294 (9.5 per game) in 2020-21
--------	-------------------------------

Overall Wins By Senior Class

1989.....	97
1988.....	95
2022.....	91
2016.....	89
2023.....	87
1983.....	87
1998.....	86
2015.....	85
1982.....	85

Home Wins By Senior Class

2015.....	59
2016.....	58
2023.....	57
2022.....	57
2017.....	55
1988.....	54
2008.....	54
2009.....	54

Iowa's Biggest Comebacks

- ** vs. Gardner-Webb (Nov. 17, 2012): Trailing 38-15 (23 points) with 13 seconds left in first half; won 65-56
- ** at Illinois (Jan. 14, 1987): Trailing 61-39 (22 points) with approximately 16 minutes remaining; won 91-88 in OT
- ** vs. Indiana (Jan. 5, 2023): Trailing 28-7 (21 points) with approximately 13:30 minutes remaining in the first half; won 91-89
- ** at Illinois (Jan. 11, 2018): Trailing 49-29 (20 points) with 3:53 left in the first half; won 104-97 (OT)
- ** at Purdue (Jan. 2, 2016): Trailing 37-18 (19 points) with 2:21 remaining in the first half; won 70-63

** at Kansas (Dec. 8, 1988): Trailing 59-41 (18 points) with 12:52 left in the second half; won 85-81

** at Michigan State (Jan. 28, 1993): Trailing by 17 points with 5:32 left; won 96-90 in OT

** vs. George Washington (March 15, 1996): Trailing 73-56 (17 points) with 8:21 remaining, won 81-79 in regulation (NCAA Tournament game)

** vs. Northwestern (Feb. 10, 2019): Trailing 72-57 (15 points) with 4:15 remaining, won 80-79 in regulation

** vs. Michigan State (Feb. 25, 2023): Trailing 95-84 (11 points) with 0:55 remaining, won 112-106 in overtime
Iowa is the fourth team in Division I history to trail by 11+ points and win with under one minute remaining in regulation



Points

1. 49..... John Johnson vs. Northwestern, 2/24/1970
2. 46..... John Johnson vs. UW-Milwaukee, 12/7/1968
3. 44..... Luka Garza at Michigan, 12/6/2019
4. 43..... Dick Ives vs. Chicago, 2/5/1944
5. 42..... Peter Jok vs. Memphis, 11/26/2016
- 42..... Bruce King vs. Pittsburgh, 12/30/1976
7. 41..... Luka Garza vs. Southern University, 11/27/2020
- 40..... Rick Williams vs. South Carolina, 1/22/1972
9. 39..... Sam Williams vs. Northwestern, 1/21/1967
- 39..... Don Nelson vs. Wisconsin, 1/6/1962
11. 38..... Luka Garza at Indiana, 2/13/2020
- 38..... John Johnson vs. Ohio State, 2/21/1970
- 38..... Chris Pervall vs. Illinois, 3/6/1965

Field Goals

1. 20..... John Johnson vs. Northwestern, 2/24/1970
2. 19..... John Johnson vs. UW-Milwaukee, 12/7/1968
3. 17..... Luka Garza at Michigan, 12/6/2019
- 17..... Bruce King vs. Michigan, 1/31/1976
5. 16..... John Johnson vs. Ohio State, 3/30/1970
- 16..... John Johnson vs. Ohio State, 2/21/1970
7. 15..... 8x (last by Keegan Murray vs. Nebraska, 2/13/2022)

Field Goal Attempts

1. 33..... Fred Brown vs. Indiana, 3/6/1971
- 33..... John Johnson vs. Northwestern, 2/24/1970
- 33..... Murray Wier vs. Illinois, 2/9/1948
4. 32..... Luka Garza at Michigan, 12/6/2019
- 32..... Fred Brown vs. Michigan, 2/9/1971
- 32..... Charles Darling vs. Indiana, 1/21/1952
- 32..... Murray Wier vs. Northwestern, 2/2/1948
8. 31..... 6x (last by John Johnson vs. Notre Dame, 3/14/1970)

3-pt. Field Goals

1. 10..... Jordan Bohannon at Maryland, 2/10/2022
2. 9..... Chris Kingsbury vs. Long Island, 12/17/1994
- 9..... Chris Kingsbury vs. Drake, 11/29/1994
4. 8..... Jordan Bohannon vs. Nebraska, 3/4/2021
- 8..... Jordan Bohannon at Maryland, 2/25/2017
- 8..... Peter Jok vs. Memphis, 11/26/2016
- 8..... Devan Bawinkel vs. Ohio State, 3/3/2009
- 8..... Justin Johnson vs. Ohio State, 2/2/2008
- 8..... Justin Johnson vs. Indiana, 1/2/2008
10. 7..... 15x (last by Jordan Bohannon vs. North Carolina, 12/8/2020)

3-pt. Field Goal Attempts

1. 19..... Chris Kingsbury vs. Long Island, 12/17/1994
2. 16..... Jordan Bohannon at Maryland, 2/10/2022
- 16..... Jordan Bohannon vs. North Carolina, 12/8/2020
4. 15..... Jordan Bohannon at Notre Dame, 11/29/2016
- 15..... Justin Johnson vs. LA-Monroe, 12/30/2007
6. 14..... Jordan Bohannon at Syracuse, 12/3/2019
- 14..... Jordan Bohannon vs. Savannah State, 12/22/2018
- 14..... Jordan Bohannon vs. Northwestern, 2/25/2018
- 14..... Anthony Tucker vs. Virginia Tech, 12/1/2009
- 14..... Adam Haluska vs. Citadel, 11/13/2006
- 14..... Chris Kingsbury vs. Wisconsin, 1/13/1996

Free Throws

1. 22..... Peter Jok vs. Indiana, 2/21/2017
- 21..... Don Nelson vs. Indiana, 2/17/1962
3. 18..... Bruce King vs. Pittsburgh, 12/30/1976
4. 17..... Dave Gunther vs. West Virginia, 12/29/1956
5. 16..... Adam Haluska vs. Northwestern, 2/15/2007
- 16..... Reggie Evans vs. Purdue, 2/21/2001
- 16..... Andre Woolridge vs. Northwestern, 3/8/1997
- 16..... B.J. Armstrong vs. Florida State, 3/18/1988
- 16..... Charles Darling vs. Minnesota, 1/19/1952
10. 15..... **Tony Perkins vs. Illinois, 2/4/2023**
- 15..... Glenn Vidnovic vs. Indiana, 1/31/1970

Free Throw Attempts

1. 26..... Dave Gunther vs. West Virginia, 12/29/1956
- 25..... Don Nelson vs. Indiana, 2/17/1962
3. 23..... Peter Jok vs. Indiana, 2/21/2017
- 23..... Bruce King vs. Pittsburgh, 12/30/1976
5. 22..... Reggie Evans vs. Purdue, 2/21/2001
- 21..... Don Nelson vs. Indiana, 2/17/1962
- 21..... Charles Darling vs. Minnesota, 1/19/1952
8. 20..... B.J. Armstrong vs. Florida State, 3/18/1988
- 20..... Don Nelson vs. Wisconsin, 1/4/1960
- 20..... Nolden Gentry vs. Texas Tech, 12/13/1958
11. 19..... Roy Devyn Marble vs. UNI, 12/15/2012
- 19..... Reggie Evans at Kansas State, 12/23/2000
- 19..... Acie Earl vs. Iowa State, 12/14/1992
- 19..... Dave Roach vs. Saint Louis, 12/9/1963

Rebounds

1. 30..... Charles Darling vs. Wisconsin, 3/3/1952
- 25..... Frank Allen vs. California, 12/28/1960
- 25..... Charles Darling vs. Purdue, 1/6/1951
4. 23..... Greg Brunner vs. Minnesota, 1/18/2006
- 23..... Kevin Kunnert vs. Drake, 12/27/1972
- 23..... Kevin Kunnert vs. Illinois, 3/7/1972
- 23..... John Johnson vs. Northwestern, 2/11/1969
- 23..... John Johnson vs. Cal-Poly, 11/30/1968
- 23..... Tom Harris vs. California, 12/28/1960
- 23..... Nolden Gentry vs. Michigan, 1/4/1958
- 23..... Bill Logan vs. Michigan, 2/26/1955

Assists

1. 16..... Cal Wulfsberg vs. Ohio State, 1/24/1976
2. 15..... B.J. Armstrong vs. Minnesota, 2/18/1989
3. 14..... Jordan Bohannon vs. Minnesota, 1/10/2021
- 14..... Ronnie Lester vs. Northwestern, 2/16/1978
5. 13..... Jordan Bohannon vs. TCU, 3/19/2017
- 13..... Cal Wulfsberg vs. Michigan, 1/31/1976
7. 12..... Mike Gesell vs. Minnesota, 2/14/2016
- 12..... Mike Gesell vs. Coppin State, 11/15/2015
- 12..... Dean Oliver vs. Chicago State, 11/14/1997
- 12..... Kevin Smith vs. Centenary, 1/4/1992
- 12..... B.J. Armstrong vs. Georgia, 12/3/1988
- 12..... B.J. Armstrong vs. Ohio State, 2/13/1989
- 12..... Cal Wulfsberg vs. Drake, 12/21/1976

Blocked Shots

1. 9..... Acie Earl vs. Wisconsin, 1/29/1992
- 8..... Acie Earl at Drake, 1/4/1993
- 8..... Acie Earl vs. Duke, 3/21/1992
- 8..... Acie Earl vs. Louisiana Tech, 12/7/1991
- 8..... Acie Earl vs. UMES, 11/23/1991
- 8..... Acie Earl vs. UNI, 12/4/1990
7. 7..... Gabriel Olaseni vs. Illinois, 3/5/2013
- 7..... Melsahn Basabe vs. Iowa State, 12/10/2010
- 7..... Erekan Hansen vs. Fairfield, 12/2/2005
- 7..... Erekan Hansen vs. Saint Louis, 12/31/2004
- 7..... Erekan Hansen vs. Iowa State, 12/10/2004
- 7..... Acie Earl vs. Michigan State, 2/27/1993

Steals

1. 9..... Kenyon Murray vs. Ohio State, 2/18/1995
- 9..... Acie Earl vs. Texas Southern, 12/28/1992
3. 8..... Bill Jones vs. Dartmouth, 1/23/1988
- 7..... Eric May vs. SIUE, 11/26/2010
- 7..... Jeff Horner vs. Western Illinois, 11/19/2004
- 7..... Brody Boyd vs. Northern Illinois, 12/6/2003
- 7..... Ryan Bowen vs. Northwestern, 1/3/1998
- 7..... Andre Banks vs. Northwestern, 2/22/1986
9. 6..... 13x (last by Joe Toussaint vs. Maryland, 1/7/2021)

Note - - Players listed in boldface are current players.



Points

1.	822	Keegan Murray (23.5 avg.), 2022
2.	747	Luka Garza (24.1 avg.), 2021
3.	740	Luka Garza (23.9 avg.), 2020
4.	699	John Johnson (27.9 avg.), 1970
5.	675	Roy Marble (20.5 avg.), 1989
6.	662	Fred Brown (27.6 avg.), 1971
7.	645	Andre Woolridge (20.2 avg.), 1997
8.	638	Greg Stokes (19.9 avg.), 1985
9.	637	Adam Haluska (20.5 avg.), 2007
10.	636	Peter Jok (19.9 avg.), 2017
11.	632	Sam Williams (25.3 avg.), 1968
12.	624	Jarrod Uthoff (18.9 avg.), 2016
13.	604	Ed Horton (18.3 avg.), 1989

Field Goals

1.	307	Keegan Murray, 2022
2.	289	John Johnson, 1970
3.	287	Luka Garza, 2020
4.	281	Luka Garza, 2021
5.	268	Fred Brown, 1971
6.	262	Greg Stokes, 1985
7.	254	Scott Thompson, 1976
8.	250	Ed Horton, 1989
9.	241	Roy Marble, 1989
	241	Bruce King, 1976
11.	219	Greg Stokes, 1983
	219	Sam Williams, 1968
13.	218	Jarrod Uthoff, 2016

Field Goal Attempts

1.	535	Fred Brown, 1971
2.	530	Luka Garza, 2020
3.	517	Scott Thompson, 1976
4.	508	John Johnson, 1970
	508	Luka Garza, 2021
6.	489	Charles Darling, 1952
7.	487	Jarrod Uthoff, 2016
8.	479	Greg Stokes, 1985
9.	477	Bruce King, 1976
10.	475	Sam Williams, 1968

3-pt. Field Goals

1.	117	Chris Kingsbury, 1995
2.	96	Jordan Bohannon, 2018
3.	93	Justin Johnson, 2008
4.	92	Luke Recker, 2002
5.	91	Jordan Bohannon, 2022
6.	90	Adam Haluska, 2007
7.	89	Jordan Bohannon, 2017
8.	86	Jeff Horner, 2005
9.	84	Peter Jok, 2017
10.	80	Peter Jok, 2016
	80	Jordan Bohannon, 2021
12.	79	Jordan Bohannon, 2019
13.	75	Matt Gatens, 2012
14.	74	Kent McCausland, 1998

3-pt. Field Goal Attempts

1.	297	Chris Kingsbury, 1995
2.	269	Justin Johnson, 2008
3.	248	Adam Haluska, 2007
4.	238	Jordan Bohannon, 2022
5.	223	Jordan Bohannon, 2018
	223	Luke Recker, 2002
7.	221	Peter Jok, 2017
8.	214	Jordan Bohannon, 2017
9.	211	Jeff Horner, 2005
	211	Chris Kingsbury, 1996
11.	206	Jordan Bohannon, 2019
12.	205	Jordan Bohannon, 2021
13.	201	Jeff Horner, 2006

Free Throws

1.	218	Reggie Evans, 2001
2.	195	Aaron White, 2015
3.	194	Sam Williams, 1968
4.	193	Aaron White, 2013
5.	187	Reggie Evans, 2002
6.	186	Don Nelson, 1962
7.	178	Sam Williams, 1966
8.	176	Don Nelson, 1961
9.	172	Roy Marble, 1989
10.	167	Adam Haluska, 2007

Free Throw Attempts

1.	346	Reggie Evans, 2001
2.	302	Reggie Evans, 2002
3.	268	Don Nelson, 1961
4.	265	Sam Williams, 1968
5.	264	Don Nelson, 1962
6.	258	Aaron White, 2013
7.	243	Acie Earl, 1992
8.	238	Aaron White, 2015
9.	242	Acie Earl, 1991
10.	232	Sam Williams, 1966

Rebounds

1.	416	Reggie Evans (12.8 avg.), 2001
2.	387	Charles Darling (17.6 avg.), 1951
3.	378	Reggie Evans (11.1 avg.), 2002
4.	353	Kevin Kunnert (14.7 avg.), 1972
5.	350	Ed Horton (10.6 avg.), 1989
6.	334	Kevin Kunnert (13.9 avg.), 1973
7.	332	Bruce King (13.3 avg.), 1977
8.	314	Greg Brunner (9.2 avg.), 2006
9.	305	Luka Garza (9.8 avg.), 2020
10.	303	Keegan Murray (8.7 avg.), 2022
11.	286	Acie Earl (8.9 avg.), 1993
12.	285	Don Nelson (11.9 avg.), 1962

Assists

1.	205	Mike Gesell (6.2 avg.), 2016
2.	193	Andre Woolridge (6.0 avg.), 1996
3.	192	Andre Woolridge (6.0 avg.), 1997
4.	191	Cal Wulfsberg (6.6 avg.), 1976
5.	190	Andre Woolridge (5.8 avg.), 1995
6.	182	Bryce Cartwright (5.9 avg.), 2011
7.	180	Jeff Horner (5.5 avg.), 2005
8.	178	Jordan Bohannon (5.4 avg.), 2018
9.	175	Jordan Bohannon (5.1 avg.), 2017
10.	173	B.J. Armstrong (5.4 avg.), 1989
11.	169	Jeff Horner (5.6 avg.), 2006

Assist/Turnover Ratio

1.	4.59	Connor McCaffery (1.9 apg), 2019-20
2.	3.90	Connor McCaffery (3.6 apg), 2022-23
3.	3.73	Connor McCaffery (3.6 apg), 2020-21
4.	3.15	Mike Gesell (6.2 apg), 2015-16
5.	3.07	Jordan Bohannon (4.4 apg), 2020-21
6.	3.05	Mike Gesell (3.9 apg), 2013-14
7.	2.75	Dean Oliver (4.8 apg), 2000-01
8.	2.62	Jordan Bohannon (5.1 apg), 2017-18
9.	2.53	Andre Banks (3.5 apg), 1984-85
10.	2.45	Ryan Luehrsmann (3.7 apg), 1997-98

Blocked Shots

1.	121	Acie Earl (4.0 avg.), 1992
2.	106	Acie Earl (3.3 avg.), 1991
3.	89	Erek Hansen (2.6 avg.), 2006
4.	88	Acie Earl (2.8 avg.), 1993
5.	86	Jarrod Uthoff (2.6 avg.), 2016
6.	83	Erek Hansen (2.6 avg.), 2005
7.	79	Greg Stokes (2.5 avg.), 1983
8.	68	Keegan Murray (1.9 avg.), 2022
9.	62	Greg Stokes (1.9 avg.), 1985
10.	58	Greg Stokes (2.1 avg.), 1984
11.	56	Jarrod Uthoff (1.6 avg.), 2015

Steals

1.	79	Ryan Bowen (2.5 avg.), 1998
2.	72	Bill Jones (2.1 avg.), 1988
3.	70	Jim Bartels (2.1 avg.), 1995
4.	68	Brody Boyd (2.3 avg.), 2004
5.	66	Andre Banks (2.1 avg.), 1986
	66	Steve Carfino (2.4 avg.), 1984
7.	62	Dean Oliver (2.1 avg.), 2000
8.	61	B.J. Armstrong (1.8 avg.), 1988
9.	60	Roy Marble (1.8 avg.), 1988
	60	Roy Devyn Marble (1.8 avg.), 2014



Points

1.	2,306	Luka Garza, 2018-21
2.	2,116	Roy Marble, 1986-89
3.	2,033	Jordan Bohannon, 2017-22
4.	1,859	Aaron White, 2011-15
5.	1,779	Acie Earl, 1990-93
6.	1,768	Greg Stokes, 1982-85
7.	1,705	B.J. Armstrong, 1986-89
8.	1,694	Roy Devyn Marble, 2011-14
9.	1,675	Ronnie Lester, 1977-80
10.	1,635	Matt Gatens, 2009-12

Field Goals

1.	870	Luka Garza, 2018-21
2.	787	Roy Marble, 1986-89
3.	705	Greg Stokes, 1982-85
4.	642	Acie Earl, 1990-93
5.	622	Ronnie Lester, 1977-80
6.	604	Jordan Bohannon, 2017-22
7.	590	Aaron White, 2011-15
8.	583	B.J. Armstrong, 1986-89
9.	581	Jess Settles, 1994-99
10.	573	Bruce King, 1975-77

Field Goal Attempts

1.	1,594	Luka Garza, 2018-21
2.	1,554	Jordan Bohannon, 2017-22
3.	1,459	Roy Marble, 1986-89
4.	1,359	Roy Devyn Marble, 2011-14
5.	1,321	Ronnie Lester, 1977-80
6.	1,294	Greg Stokes, 1982-85
7.	1,265	Acie Earl, 1990-93
8.	1,264	Matt Gatens, 2009-12
9.	1,213	Dean Oliver, 1998-01
10.	1,205	James Moses, 1989-92

3-pt. Field Goals

1.	455	Jordan Bohannon, 2017-22
2.	262	Jeff Horner, 2003-06
3.	239	Matt Gatens, 2009-12
4.	226	Chris Kingsbury, 1994-96
5.	216	Peter Jok, 2014-17
6.	214	Kent McCausland, 1996-99
7.	212	Adam Haluska, 2005-07
8.	193	Brody Boyd, 2001-04
9.	184	Joe Wieskamp, 2019-21
10.	161	Dean Oliver, 1998-01
11.	139	Luke Recker, 2001-02
12.	137	Jarrod Uthoff, 2014-16

3-pt. Field Goal Attempts

1.	1,147	Jordan Bohannon, 2017-22
2.	713	Jeff Horner, 2003-06
3.	652	Matt Gatens, 2009-12
4.	645	Chris Kingsbury, 1994-96
5.	582	Adam Haluska, 2005-07
6.	571	Peter Jok, 2014-17
7.	544	Brody Boyd, 2001-04
8.	472	Kent McCausland, 1996-99
9.	465	Dean Oliver, 1998-01
10.	396	Roy Devyn Marble, 2011-14

Free Throws

1.	619	Aaron White, 2011-15
2.	516	Roy Marble, 1986-89
3.	493	Acie Earl, 1990-93
4.	468	Dean Oliver, 1998-01
5.	462	Don Nelson, 1960-62
6.	446	Luka Garza, 2018-21
7.	432	Roy Devyn Marble, 2011-14
8.	431	Ronnie Lester, 1977-80
9.	405	Reggie Evans, 2001-02
10.	403	B.J. Armstrong, 1986-89

Free Throw Attempts

1.	800	Aaron White, 2011-14
2.	725	Acie Earl, 1990-93
3.	707	Roy Marble, 1986-89
4.	687	Don Nelson, 1960-62
5.	648	Reggie Evans, 2001-02
6.	636	Luka Garza, 2018-21
7.	621	Dean Oliver, 1998-01
8.	595	Roy Devyn Marble, 2011-14
9.	566	Greg Brunner, 2003-06
10.	557	Ronnie Lester, 1977-80

Rebounds

1.	990	Greg Brunner (7.8 avg.), 2003-06
2.	931	Luka Garza (7.3 avg.), 2018-21
3.	914	Kevin Kunnert (12.7 avg.), 1971-73
4.	901	Aaron White, (6.4 avg.), 2011-15
5.	877	Ed Horton (6.6 avg.), 1986-89
6.	857	Michael Payne (7.3 avg.), 1982-85
7.	852	Bruce King (10.7 avg.), 1975-77
8.	811	Acie Earl (7.0 avg.), 1990-93
9.	807	Greg Stokes (6.7 avg.), 1982-85
10.	804	Ryan Bowen (6.7 avg.), 1995-98

Assists

1.	704	Jordan Bohannon (4.5 avg.), 2017-22
2.	612	Jeff Horner (5.0 avg.), 2003-06
3.	575	Andre Woolridge (5.9 avg.), 1995-97
4.	561	Dean Oliver (4.5 avg.), 1998-01
5.	557	Mike Gesell (4.16 avg.), 2012-16
6.	527	Connor McCaffery (3.2 avg.), 2018-23
7.	517	B.J. Armstrong (4.0 avg.), 1986-89
8.	480	Ronnie Lester (4.8 avg.), 1977-80
9.	397	Roy Devyn Marble (2.9 avg.), 2011-14
10.	358	Mon'ter Glasper (2.9 avg.), 1993-96

Assist/Turnover Ratio (minimum 2.75 apg)

1.	3.59	Connor McCaffery (3.2 apg), 2018-23
2.	2.53	Andre Banks (2.9 apg), 1983-86
3.	2.45	Mike Gesell (4.2 apg), 2013-16
4.	2.44	Jordan Bohannon (3.9 apg), 2017-22
5.	2.03	B.J. Armstrong (4.0 apg), 1986-89
6.	1.95	Kevin Smith (3.9 apg), 1991-93
7.	1.91	Jeff Horner (5.0 apg), 2003-06
8.	1.88	Andre Woolridge (6.0 apg), 1995-97
9.	1.88	Dean Oliver (4.5 apg), 1998-01
10.	1.87	Mon'ter Glasper (2.9 apg), 1993-96

Blocked Shots

1.	365	Acie Earl (3.1 avg.), 1990-93
2.	229	Greg Stokes (1.9 avg.), 1982-85
3.	212	Erek Hansen (2.4 avg.), 2004-06
4.	177	Jarrod Uthoff (1.8 avg.), 2013-16
5.	154	Luka Garza (1.2 avg.), 2018-21
6.	148	Melsahn Basabe (1.1 avg.), 2011-14
7.	141	Gabriel Olaseni (1.2 avg.), 2011-15
8.	124	Ryan Bowen (1.0 avg.), 1995-98
9.	121	Nicholas Baer (0.9 avg.), 2016-19
10.	120	Michael Payne (1.0 avg.), 1982-85

Steals

1.	208	Ryan Bowen (1.7 avg.), 1995-98
2.	205	Dean Oliver (1.6 avg.), 1998-01
3.	200	Kenyon Murray (1.6 avg.), 1993-96
4.	183	Roy Marble (1.4 avg.), 1986-89
5.	182	Steve Carfino (1.6 avg.), 1981-84
6.	178	B.J. Armstrong (1.4 avg.), 1986-89
7.	176	Roy Devyn Marble (1.3 avg.), 2011-14
8.	166	Jeff Horner (1.3 avg.), 2003-06
9.	160	Mike Gesell (1.2 avg.), 2012-16
10.	155	Jim Bartels (1.6 avg.), 1991-95

Games Played

1.	179	Jordan Bohannon, 2017-22
2.	166	Connor McCaffery, 2018-23
3.	140	Aaron White, 2012-15 (consecutive)
4.	138	Adam Woodbury, 2012-16 (consecutive)
5.	137	Anthony Clemmons, 2012-16
	137	Zach McCabe, 2011-14 (consecutive)
7.	136	Roy Devyn Marble, 2011-4
	136	Melsahn Basabe, 2011-14
	134	Mike Gesell, 2012-16
	134	Roy Marble, 1986-89
12.	133	Eric May, 2012-13



Points 1. 126 vs. Morgan State, 11/25/1994 126 vs. Oral Roberts, 12/30/1987 3. 124 vs. UC-Irvine, 12/5/1987 4. 121 vs. Centenary, 1/4/1992 121 vs. Notre Dame, 3/14/1970 6. 119 vs. Wisconsin, 2/10/1970 7. 116 vs. Savannah State, 11/13/2016 116 vs. Northwestern, 2/9/1995 116 vs. Northwestern, 2/24/1970 116 vs. UW-Milwaukee, 12/7/1968	3-pt. Field Goal Att. 1. 44 vs. Alabama State, 11/18/2021 2. 43 vs. Nebraska, 3/4/2021 43 vs. Savannah State, 11/13/2016 4. 42 vs. Savannah State, 12/22/2018 5. 40 vs. North Carolina, 12/8/2020 6. 37 vs. Nebraska, 3/5/2023 37 vs. Texas, 11/23/2009 8. 36 vs. Michigan State, 2/25/2023 36 at Iowa State, 12/7/2017 36 vs. Long Island, 12/17/1994	Rebounds 1. 77 vs. Minn.-Duluth, 12/30/1972 2. 76 at California, 12/28/1960 76 vs. Ohio State, 2/14/1955 4. 75 vs. Purdue, 1/6/1951 5. 74 vs. American-Puerto Rico, 12/20/1992 74 vs. Cal-Poly, 11/30/1968
Field Goals 1. 52 vs. Notre Dame, 3/14/1970 2. 50 vs. Nevada-Reno, 12/9/1980 3. 48 vs. Northwestern, 2/24/1970 4. 47 on three occasions	3-pt. Field Goal Pct. (minimum 10 att.) 1. 75.0 (15-20) vs. Northwestern, 1/3/1998 75.0 (9-12) at Northwestern, 3/5/1987 3. 73.3 (11-15) vs. So. Miss., 12/22/1997 4. 71.4 (15-21) vs. Illinois, 1/20/2019 5. 70.0 (7-10) vs. East Tenn. State, 3/14/1991 70.0 (7-10) at Drake, 11/29/1988 7. 68.4 (13-19) vs. Michigan, 2/4/2006	Assists 1. 34 vs. Northern Illinois, 12/29/2017 34 vs. George Mason, 12/1/1984 3. 33 vs. Savannah State, 11/13/2016 4. 32 vs. Central Arkansas, 12/19/2011 32 vs. Nevada-Reno, 12/9/1980 6. 31 vs. Coppin State, 11/15/2015 31 vs. Morgan State, 11/25/1994 8. 30 vs. Savannah State, 12/22/2018 30 vs. Central Connecticut State, 1/2/1993 30 vs. Centenary, 1/4/1992
Field Goal Attempts 1. 127 vs. Augustana, 12/1/1945 2. 115 vs. South Dakota State, 12/2/1946 3. 108 vs. Minn.-Duluth, 12/30/1972 4. 104 vs. UCLA, 12/23/1950 5. 100 vs. Creighton, 12/11/1948	Free Throws 1. 41 vs. Drake, 12/22/1969 2. 40 vs. Wisconsin, 1/21/1995 3. 39 vs. Indiana, 2/21/2017 39 vs. Minnesota, 1/13/1993 5. 38 vs. Omaha, 11/10/2013 38 vs. South Alabama, 12/4/1998 38 vs. Creighton, 12/21/1968	Blocked Shots 1. 14 vs. Drake, 12/19/2015 13 vs. Illinois, 3/5/2013 2. 12 vs. Northern Illinois, 11/26/2014 12 vs. UNC Wilmington, 11/8/2013 12 vs. Saint Louis, 12/31/2004 12 vs. UNC Greensboro, 12/4/2004 12 at North Carolina, 11/24/2004 7. 11 vs. Fairfield, 12/2/2005 11 at Minnesota, 2/23/2005 11 at Drake, 1/4/1993
Field Goal Percentage 1. 69.8 (37-53) vs. Northeastern, 11/30/1986 2. 68.0 (34-50) vs. Illinois, 1/20/2019 3. 67.5 (27-40) vs. Air Force, 12/28/2004 4. 66.7 (30-45) vs. UMBC, 12/15/1990 66.7 (28-42) vs. Ohio State, 2/18/1984 6. 66.1 (37-56) at UNI, 12/10/1991 66.1 (43-65) vs. Holy Cross, 12/27/1975	Free Throw Att. 1. 61 vs. Long Beach State, 12/4/1993 2. 53 vs. Drake, 11/30/1993 3. 52 vs. Wisconsin, 1/21/1995 4. 51 vs. UC-Santa Barbara, 12/2/1989 5. 50 vs. Missouri, 12/16/2000	Steals 1. 23 vs. UNI, 12/7/1994 23 vs. Northwestern, 2/22/1986 3. 21 vs. Morgan State, 11/25/1994 21 vs. Drake, 11/30/1993 5. 19 vs. SIUE, 11/26/2010 19 vs. Bucknell, 12/28/1997 19 vs. Ohio State, 1/10/1996 19 vs. Drake, 12/3/1991 19 vs. Morehead State, 11/28/1984
3-pt. Field Goals 1. 20 vs. Alabama State, 11/18/2021 2. 19 vs. Northwestern, 3/10/2022 19 at Maryland, 2/10/2022 19 vs. Savannah State, 12/22/2018 5. 18 vs. Savannah State, 11/13/2016 6. 17 vs. Michigan State, 2/25/2023 17 vs. North Carolina, 12/8/2020 7. 16 vs. Nebraska, 3/4/2021 16 at Maryland, 2/25/2016 16 vs. TCU, 3/19/2017	Free Throw Pct. (minimum 13 att.) 1. 100.0 (20-20) vs. Western Illinois, 11/19/2004 100.0 (18-18) vs. Indiana, 1/14/1979 100.0 (15-15) at Illinois, 3/8/2020 100.0 (15-15) at Virginia, 3/27/2013 100.0 (13-13) at Purdue, 12/28/2016 6. 95.6 (22-23) vs. DePaul, 3/15/1995	

TEAM LEADERS -- SEASON

Wins 1. 30 in 1987 2. 26 in 2022 3. 25 in 2013 25 in 2006 5. 24 in 1988 6. 23 in 2001 23 in 1996 23 in 1989 23 in 1980	Scoring Average 1. 98.7 in 1970 2. 93.6 in 1988 3. 89.6 in 1989 4. 87.3 in 1987	3-pt. Field Goal Att. 1. 912 in 2022 2. 791 in 2017 3. 782 in 2019 4. 780 in 2021 5. 779 in 2023 6. 753 in 2010	Rebounds 1. 1,508 in 1987 2. 1,484 in 2013 3. 1,370 in 1993 4. 1,367 in 1989
Winning Percentage 1. 94.4 (17-1) in 1945 2. 86.7 (13-2) in 1923 3. 86.4 (19-3) in 1952 4. 85.7 (30-5) in 1987 5. 83.3 (10-2) in 1902	Field Goals 1. 1,141 in 1988 2. 1,140 in 1987 3. 1,092 in 1989	3-pt. Field Goal Pct. 1. 41.9 in 1983 2. 41.5 in 1988 3. 40.6 in 1991	Rebounding Average 1. 51.5 in 1951 2. 49.4 in 1973 3. 48.4 in 1972
Points 1. 3,181 in 1988 2. 3,055 in 1987 3. 2,995 in 2022 4. 2,957 in 1989 5. 2,757 in 1995 6. 2,740 in 2019 7. 2,689 in 2014	Field Goal Att. 1. 2,322 in 2022 2. 2,194 in 1987 3. 2,160 in 1988 4. 2,156 in 2013 5. 2,122 in 2017	Free Throws 1. 753 in 2001 2. 711 in 1988 3. 660 in 2014 4. 655 in 2013 5. 647 in 1989	Assists 1. 602 in 2018 602 in 2017 3. 600 in 1988 600 in 1985 5. 594 in 2021 6. 581 in 1987
	Field Goal Pct. 1. 52.8 in 1988 2. 52.3 in 1970 3. 52.0 in 1987	Free Throw Attempts 1. 1,068 in 2001 2. 996 in 1988 3. 929 in 1987 4. 919 in 1989	Blocked Shots 1. 183 in 2013 2. 174 in 2005 3. 167 in 2006 4. 165 in 1993 5. 164 in 2014
	3-pt. Field Goals 1. 331 in 2022 2. 301 in 2021 3. 300 in 2017 4. 285 in 2019 5. 274 in 1995 6. 269 in 2016 7. 265 in 2023	Free Throw Pct. (min. 500 att.) 1. 78.0 in 1970 2. 77.1 in 1969 3. 75.0 in 2020 4. 74.9 in 2022 5. 74.7 in 1971	Steals 1. 365 in 1995 2. 329 in 1988 3. 315 in 1998

INDIVIDUAL GAME SCORING

IOWA BASKETBALL



2023-24 MEDIA GUIDE

40-Plus Point Games

Player	Pts	Opponent	Date
John Johnson	49	Northwestern	2/24/1970
John Johnson	46	Milwaukee	12/7/1968
Luka Garza	44	at Michigan	12/6/2019
Dick Ives	43	Chicago	2/5/1944
Bruce King	42	Pittsburgh	12/30/1976
Peter Jok	42	vs. Memphis	11/26/2016
Luka Garza	41	Southern Univ.	11/27/2020
Rick Williams	40	South Carolina	1/22/1972

30-Plus Point Games

Player	Pts	Opponent	Date
Don Nelson	39	at Wisconsin	1/6/1962
Sam Williams	39	at Northwestern	1/21/1967
Chris Pervall	38	Illinois	3/6/1965
John Johnson	38	at Ohio State	2/21/1970
Luka Garza	38	at Michigan	12/6/2019
Dick Ives	37	Western Illinois	12/15/1943
Dave Gunther	37	Ohio State	2/21/1959
Don Nelson	37	at Indiana	2/17/1962
Sam Williams	37	at Stanford	12/23/1967
John Johnson	37	Ohio State	3/3/1970
Fred Brown	37	Purdue	2/20/1971
Roy Marble	37	at Illinois	3/8/1989
Keegan Murray	37	Nebraska	2/13/2022
Bill Logan	36	vs. Temple	3/22/1956
Dave Gunther	36	vs. Wyoming	12/27/1958
Don Nelson	36	Northwestern	1/8/1962
John Johnson	36	Michigan State	2/14/1970
Fred Brown	36	Illinois	2/2/1971
Bruce King	36	at Michigan	1/31/1976
Bruce King	36	Michigan State	2/7/1977
Acie Earl	36	Wisconsin	3/10/1993
Rob Griffin	36	Penn State	3/4/2000
Adam Haluska	36	Georgia State	12/20/2006
Luka Garza	36	vs. Oregon	3/22/2021
Dave Gunther	35	Washington	12/20/1958
Don Nelson	35	Wisconsin	3/10/1962
Sam Williams	35	Illinois	2/6/1967
Fred Brown	35	Ohio State	1/9/1971
Fred Brown	35	at Northwestern	1/30/1971
Fred Brown	35	Michigan	3/9/1971
Rick Williams	35	at Michigan	1/25/1972
Greg Stokes	35	George Mason	12/1/1984
B.J. Armstrong	35	vs. Florida State	3/18/1988
B.J. Armstrong	35	vs. Rutgers	3/18/1989
Peter Jok	35	Indiana	2/21/2017
Luka Garza	35	Western Illinois	12/3/2020
Keegan Murray	35	vs. Utah State	12/18/2021
Keegan Murray	35	Maryland	1/3/2022

Murray Wier	34	Illinois	2/9/1948
Charles Darling	34	Minnesota	1/19/1952
Charles Darling	34	Wisconsin	3/3/1952
Carl Cain	34	Kentucky	3/17/1956
Dave Gunther	34	vs. Oregon State	12/29/1958
Don Nelson	34	Arizona	12/19/1960
Don Nelson	34	Michigan State	1/14/1961
Sam Williams	34	at Minnesota	3/4/1968
John Johnson	34	at Michigan	1/6/1970
Kevin Kunnert	34	at Indiana	2/19/1972
Andre Woolridge	34	at Northwestern	3/8/1997
Adam Haluska	34	at Minnesota	2/7/2007
Peter Jok	34	at Nebraska	1/5/2017
Luka Garza	34	vs. Penn State	1/4/2020
Luka Garza	34	Iowa State	12/11/2020
Don Nelson	33	at Evansville	12/1/1960
Sam Williams	33	at Michigan State	1/23/1968
John Johnson	33	at Minnesota	3/4/1969
John Johnson	33	at Cincinnati	12/18/1969
John Johnson	33	at Hawai'i	12/30/1969
John Johnson	33	Minnesota	2/3/1970
John Johnson	33	at Indiana	2/7/1970
Fred Brown	33	at Bowling Green	12/14/1970
Rick Williams	33	at Michigan State	2/26/1972
Greg Stokes	33	at Wisconsin	2/23/1983
Val Barnes	33	at Penn State	2/22/1993
Adam Haluska	33	Indiana	2/3/2007
Matt Gatens	33	Wisconsin	2/23/2012
Peter Jok	33	Omaha	12/3/2016
Luka Garza	33	Michigan	1/17/2020
Luka Garza	33	Minnesota	1/10/2021
Dave Danner	32	Chicago	2/5/1944
Frank Calsbeek	32	Indiana	1/14/1950
Bill Logan	32	Michigan	1/11/1954
Don Nelson	32	at Illinois	3/3/1962
Dave Roach	32	Saint Louis	12/9/1963
George Peeples	32	Purdue	2/20/1965
Gerry Jones	32	at Minnesota	2/20/1967
Sam Williams	32	vs. Saint Louis	12/30/1967
Sam Williams	32	Ohio State	1/13/1968
John Johnson	32	at Northwestern	3/7/1970
Fred Brown	32	Creighton	12/4/1970
Fred Brown	32	at Drake	12/12/1970
Rick Williams	32	Illinois	2/15/1972
Kevin Kunnert	32	at Northwestern	2/19/1973
Candy LaPrince	32	at Michigan State	1/21/1974
Chad Calabria	32	Purdue	2/11/1974
Jim Collins	32	Purdue	2/11/1974
Bruce King	32	Illinois	1/3/1976
Roy Marble	32	Michigan	2/9/1989
Ed Horton	32	vs. N.C. State	3/19/1989
Ray Thompson	32	at Iowa State	12/7/1989
Acie Earl	32	at Iowa State	12/14/1991
Chris Kingsbury	32	Northwestern	2/9/1995
Andre Woolridge	32	Missouri	12/21/1996
Jeff Horner	32	at Purdue	2/1/2006
Jarrod Uthoff	32	at Iowa State	12/10/2015
Isaiah Moss	32	at Minnesota	2/21/2018
Luka Garza	32	at Minnesota	12/25/2020
Keegan Murray	32	vs. Indiana	3/12/2022
Tony Perkins	32	vs. Illinois	2/4/2023
Kris Murray	32	at Penn State	1/1/2023



Charles Darling	31	at Indiana	1/21/1952
Charles Darling	31	Butler	2/4/1952
Dave Gunther	31	at Indiana	1/17/1959
John Johnson	31	at Wisconsin	1/10/1970
Glenn Vidnovic	31	Indiana	1/31/1970
Fred Brown	31	at Minnesota	2/23/1971
Kevin Kunnert	31	Ohio State	2/12/1973
Larry Parker	31	VCU	11/30/1974
Bruce King	31	Ohio State	1/27/1977
Ronnie Lester	31	at Ohio State	1/7/1978
Ronnie Lester	31	at Ohio State	2/24/1979
Val Barnes	31	Iowa State	12/8/1990
Acie Earl	31	UMBC	12/15/1990
Acie Earl	31	vs. Butler	12/27/1991
Andre Woolridge	31	UNI	12/10/1996
Luke Recker	31	at Missouri	12/15/2001
Adam Haluska	31	Coppin State	12/2/2006
Roy Devyn Marble	31	at Oregon	3/18/2012
Kris Murray	31	vs. Georgia Tech	11/29/2022

Dave Gunther	30	at Michigan State	2/10/1958
Fred Brown	30	at Michigan State	1/12/1971
Scott Thompson	30	at Michigan State	1/5/1976
Scott Thompson	30	at Michigan	1/31/1976
Ronnie Lester	30	at Purdue	2/23/1979
B.J. Armstrong	30	Wisconsin	3/10/1988
Roy Marble	30	at Michigan	3/4/1989
Acie Earl	30	UCLA	12/22/1990
James Moses	30	Illinois	2/23/1991
Chris Kingsbury	30	at Hawai'i	12/29/1994
Chris Kingsbury	30	vs. Connecticut	11/24/1995
Kyle Galloway	30	vs. Minnesota	3/9/2000
Dean Oliver	30	vs. Michigan State	3/10/2000
Reggie Evans	30	vs. Penn State	3/10/2001
Reggie Evans	30	UMES	11/13/2001
Adam Haluska	30	at Penn State	2/28/2007
Aaron Fuller	30	Michigan	2/16/2010
Matt Gatens	30	Indiana	2/19/2012
Roy Devyn Marble	30	vs. Northern Iowa	12/15/2012
Roy Devyn Marble	30	vs. Xavier	11/28/2013
Peter Jok	30	Seton Hall	11/17/2016
Jordan Bohannon	30	vs. UAB	11/22/2017
Joe Wieskamp	30	Nebraska	2/8/2020
Luka Garza	30	Oral Roberts	11/15/2019
Luka Garza	30	vs. Gonzaga	12/19/2020
Luka Garza	30	at Wisconsin	2/18/2021
Keegan Murray	30	at Maryland	2/10/2022
Jordan Bohannon	30	at Maryland	2/10/2022
Kris Murray	30	vs. Indiana	1/5/2023
Filip Rebraca	30	vs. SE Missouri St	12/17/2022
Kris Murray	30	Neb.-Omaha	11/21/2022

Career 40+ Point Games

Player	Years	No.
John Johnson	1969-70	2
Luka Garza	2018-20	2
Dick Ives	1944-47	1
Peter Jok	2014-17	1
Bruce King	1975-77	1
Rick Williams	1972-73	1

Career 30+ Point Games

Player	Years	No.
John Johnson	1969-70	13
Luka Garza	2018-20	13
Fred Brown	1970-71	10
Don Nelson	1960-62	8
Sam Williams	1967-68	7
Dave Gunther	1957-59	6
Bruce King	1975-77	5
Acie Earl	1990-93	5
Adam Haluska	2005-07	5
Peter Jok	2014-17	5
Keegan Murray	2021-22	5
Charles Darling	1950-52	4
Rick Williams	1972-73	4
Kris Murray	2021-23	4
B.J. Armstrong	1986-89	3
Chris Kingsbury	1994-96	3
Kevin Kunnert	1971-73	3
Ronnie Lester	1977-80	3
Roy Marble	1986-89	3
Roy Devyn Marble	2011-14	3
Andre Woolridge	1995-97	3
Val Barnes	1991-93	2
Reggie Eavns	2000-02	2
Matt Gatens	2009-12	2
Dick Ives	1944-47	2
Bill Logan	1954-56	2
Greg Stokes	1982-85	2
Scott Thompson	1974-76	2
Jordan Bohannon	2017-22	2
Carl Cain	1954-56	1
Chad Calabria	1968-70	1
Frank Calsbeek	1949-51	1
Jim Collins	1972-74	1
Dave Danner	1944-47	1
Aaron Fuller	2009-10	1
Kyle Galloway	1998, 2000-01	1
Rob Griffin	2000	1
Jeff Horner	2003-06	1
Ed Horton	1986-89	1
Gerry Jones	1965, 1967	1
Candy LaPrince	1973-74	1
James Moses	1989-92	1
Isaiah Moss	2017-19	1
Dean Oliver	1998-2000	1
Larry Parker	1973-76	1
George Peeples	1964-66	1
Chris Pervall	1965-66	1
Luke Recker	2001-02	1
Dave Roach	1962-64	1
Ray Thompson	1989-90	1
Jarrod Uthoff	2014-16	1
Glenn Vidnovic	1968-70	1
Murray Wier	1945-48	1
Joe Wieskamp	2019-20	1
Tony Perkins	2021-present	1
Filip Rebraca	2022-23	1

**B.J. Armstrong (1986-89)**

30	Wisconsin	3/10/1988
35	vs. Florida State	3/18/1988
35	vs. Rutgers	3/18/1989

Val Barnes (1991-93)

31	Iowa State	12/8/1990
33	at Penn State	2/22/1993

Jordan Bohannon (2017-21)

30	vs. UAB	11/22/2017
30	at Maryland	2/10/2022

Fred Brown (1970-71)

32	Creighton	12/4/1970
32	at Drake	12/12/1970
33	at Bowling Green	12/14/1970
35	Ohio State	1/9/1971
30	at Michigan State	1/12/1971
35	at Northwestern	1/30/1971
36	Illinois	2/2/1971
31	at Minnesota	2/23/1971
37	Purdue	2/20/1971
35	Michigan	3/9/1971

Carl Cain (1954-56)

34	Kentucky	3/17/1956
----	----------	-----------

Chad Calabria (1968-70)

32	Purdue	2/11/1974
----	--------	-----------

Frank Calsbeek (1949-51)

32	Indiana	1/14/1950
----	---------	-----------

Jim Collins (1972-74)

32	Purdue	2/11/1974
----	--------	-----------

Dave Danner (1944-47)

32	Chicago	2/5/1944
----	---------	----------

Charles Darling (1950-52)

34	Minnesota	1/19/1952
31	at Indiana	1/21/1952
31	Butler	2/4/1952
34	Wisconsin	3/3/1952

Acie Earl (1990-93)

31	UMBC	12/15/1990
30	UCLA	12/22/1990
32	at Iowa State	12/14/1991
31	vs. Butler	12/27/1991
36	Wisconsin	3/10/1993

Reggie Evans (2000-02)

30	vs. Penn State	3/10/2001
30	UMES	11/13/2001

Aaron Fuller (2009-10)

30	Michigan	2/16/2010
----	----------	-----------

Kyle Galloway (1998, 2000-01)

30	vs. Minnesota	3/9/2000
----	---------------	----------

Luka Garza (2018-21)

30	Oral Roberts	11/15/2019
44	at Michigan	12/6/2019
34	vs. Penn State	1/4/2020
33	Michigan	1/17/2020
38	at Indiana	2/13/2020
41	Southern University	11/27/2020
35	Western Illinois	12/3/2020
34	Iowa State	12/11/2020
30	vs. Gonzaga	12/19/2020
32	at Minnesota	12/25/2020
33	Minnesota	1/10/2021
30	at Wisconsin	2/18/2021
36	vs. Oregon	3/22/2021

Matt Gatens (2009-12)

30	Indiana	2/19/2012
33	Wisconsin	2/23/2012

Rob Griffin (2000)

36	Penn State	3/4/2000
----	------------	----------

Dave Gunther (1957-59)

30	at Michigan State	2/10/1958
35	Washington	12/20/1958
36	vs. Wyoming	12/27/1958
34	vs. Oregon State	12/29/1958
31	at Indiana	1/17/1959
37	Ohio State	2/21/1959

Adam Haluska (2005-07)

31	Coppin State	12/2/2006
36	Georgia State	12/20/2006
33	Indiana	2/3/2007
34	at Minnesota	2/7/2007
30	at Penn State	2/28/2007

Jeff Horner (2003-06)

32	at Purdue	2/1/2006
----	-----------	----------

Ed Horton (1986-89)

32	vs. N.C. State	3/19/1989
----	----------------	-----------

Dick Ives (1944-47)

37	Western Illinois	12/15/1943
43	Chicago	2/5/1944

John Johnson (1969-70)

46	Milwaukee	12/7/1968
33	at Minnesota	3/4/1969
33	at Cincinnati	12/18/1969
33	at Hawai'i	12/30/1969
34	at Michigan	1/6/1970
31	at Wisconsin	1/10/1970
33	Minnesota	2/3/1970
33	at Indiana	2/7/1970
36	Michigan State	2/14/1970
38	at Ohio State	2/21/1970
49	Northwestern	2/24/1970
37	Ohio State	3/3/1970
32	at Northwestern	3/7/1970

Peter Jok (2014-17)

30	Seton Hall	11/17/2016
42	vs. Memphis	11/26/2016
33	Omaha	12/3/2016
34	at Nebraska	1/5/2017
35	Indiana	2/21/2017

Gerry Jones (1965, 1967)

32	at Minnesota	2/20/1967
----	--------------	-----------

Bruce King (1975-77)

32	Illinois	1/3/1976
36	at Michigan	1/31/1976
42	vs. Pittsburgh	12/30/1976
31	Ohio State	1/27/1977
36	Michigan State	2/7/1977

Chris Kingsbury (1994-96)

30	at Hawai'i	12/29/1994
32	Northwestern	2/9/1995
30	vs. Connecticut	11/24/1995

Kevin Kunnert (1971-73)

31	Ohio State	2/12/1973
32	at Northwestern	2/19/1973
34	at Indiana	2/19/1972

Candy LaPrince (1973-74)

32	at Michigan State	1/21/1974
----	-------------------	-----------

Ronnie Lester (1977-80)

31	at Ohio State	1/7/1978
30	at Purdue	2/23/1979
31	at Ohio State	2/24/1979

Bill Logan (1954-56)

32	Michigan	1/11/1954
36	vs. Temple	3/22/1956

Roy Marble (1986-89)

32	Michigan	2/9/1989
30	at Michigan	3/4/1989
37	at Illinois	3/8/1989

Roy Devyn Marble (2011-14)

31	at Oregon	3/18/2012
30	vs. UNI	12/15/2012
30	vs. Xavier	11/28/2013

James Moses (1989-92)

30	Illinois	2/23/1991
----	----------	-----------

Isaiah Moss (2017-19)

32	at Minnesota	2/21/2018
----	--------------	-----------

Keegan Murray (2021-22)

35	vs. Utah State	12/18/2021
35	Maryland	1/3/2022
30	at Maryland	2/10/2022
37	Nebraska	2/13/2022
32	vs. Indiana	3/12/2022

Kris Murray (2021-23)

32	at Penn State	1/1/2023
31	Georgia Tech	11/29/2022
30	Indiana	1/5/2023
30	Neb.-Omaha	11/21/2022

Don Nelson (1960-62)

33	at Evansville	12/1/1960
34	Arizona	12/19/1960
34	Michigan State	1/14/1961
39	at Wisconsin	1/6/1962
36	Northwestern	1/8/1962
37	at Indiana	2/17/1962
32	at Illinois	3/3/1962
35	Wisconsin	3/10/1962

Dean Oliver (1998-2000)

30	vs. Michigan State	3/10/2000
----	--------------------	-----------

Larry Parker (1973-76)

31	VCU	11/30/1974
----	-----	------------

George Peeples (1964-66)

32	Purdue	2/20/1965
----	--------	-----------

Tony Perkins (2021-present)

32	Illinois	2/4/2023
----	----------	----------

Chris Pervall (1965-66)

38	Illinois	3/6/1965
----	----------	----------

Filip Rebraca (2022-23)

30	Southeast Missouri State	12/17/2022
----	--------------------------	------------

Luke Recker (2001-02)

31	at Missouri	12/15/2001
----	-------------	------------

Dave Roach (1962-64)

32	Saint Louis	12/9/1963
----	-------------	-----------

Greg Stokes (1982-85)

33	at Wisconsin	2/23/1983
35	George Mason	12/1/1984

Ray Thompson (1989-90)

32	at Iowa State	12/7/1989
----	---------------	-----------

Scott Thompson (1974-76)

30	at Michigan State	1/5/1976
30	at Michigan	1/31/1976

Jarrold Uthoff (2014-16)

32	at Iowa State	12/10/2015
----	---------------	------------

Glenn Vidnovic (1968-70)

31	Indiana	1/31/1970
----	---------	-----------

Murray Wier (1945-48)

34	Illinois	2/9/1948
----	----------	----------

Joe Wieskamp (2019-21)

30	Nebraska	2/8/2020
----	----------	----------

Rick Williams (1972-73)

40	South Carolina	1/22/1972
35	at Michigan	1/25/1972
32	Illinois	2/15/1972
33	at Michigan State	2/26/1972

Sam Williams (1967-68)

39	at Northwestern	1/21/1967
35	Illinois	2/6/1967
37	at Stanford	12/23/1967
32	vs. Saint Louis	12/30/1967
32	Ohio State	1/13/1968
33	at Michigan State	1/23/1968
34	at Minnesota	3/4/1968

Andre Woolridge (1995-97)

31	UNI	12/10/1996
32	Missouri	12/21/1996
34	at Northwestern	3/8/1997



20+ Rebound Games

Player	Rbs	Opponent	Date
Charles Darling	30	Wisconsin	3/3/1952
Frank Allen	25	California	12/28/1960
Charles Darling	25	Purdue	1/6/1951
Greg Brunner	23	Minnesota	1/18/2006
Kevin Kunnert	23	Drake	12/27/1972
Kevin Kunnert	23	Illinois	3/7/1972
John Johnson	23	Northwestern	2/11/1969
John Johnson	23	Cal-Poly	11/30/1968
Tom Harris	23	California	12/28/1960
Nolden Gentry	23	Michigan	1/4/1958
Bill Logan	23	Michigan	2/26/1955
Kevin Kunnert	22	Purdue	3/4/1972
Kevin Kunnert	22	Michigan	3/9/1971
Keegan Murray	21	N.C. Central	11/16/2021
Bruce King	21	Ohio State	1/27/1977
Bruce King	21	Indiana	2/8/1975
Kevin Kunnert	21	Iowa State	12/23/1970
Kris Murray	20	Georgia Tech	11/29/2022
Clay Hargrave	20	Illinois	1/26/1978
Bruce King	20	vs. Pittsburgh	12/30/1976
Fred Haberecht	20	at Wisconsin	2/1/1975
Kevin Kunnert	20	Indiana	3/3/1973
Kevin Kunnert	20	Michigan State	2/12/1972
Jim Collins	20	Minnesota-Duluth	12/30/1972
Kevin Kunnert	20	Hardin-Simmons	12/1/1971

Career 20+ Rebounds Games

Player	Years	No.
Kevin Kunnert	1971-73	8
Bruce King	1975-77	3
John Johnson	1969-70	2
Charles Darling	1950-52	2
Kris Murray	2021-23	1
Keegan Murray	2021-22	1
Greg Brunner	2003-06	1
Clay Hargrave	1976-78	1
Fred Haberecht	1975-76	1
Jim Collins	1972-74	1
Frank Allen	1960	1
Tom Harris	1960	1
Nolden Gentry	1958-60	1
Bill Logan	1954-56	1

Career 20-Plus Rebound Games

Frank Allen (1960)		
California	12/28/1960	25
Greg Brunner (2003-06)		
Minnesota	1/18/2006	23
Jim Collins (1972-74)		
Minnesota-Duluth	12/30/1972	20
Charles Darling (1950-52)		
Purdue	1/6/1951	25
Wisconsin	3/3/1952	30
Nolden Gentry (1958-60)		
Michigan	1/4/1958	23
Fred Haberecht (1975-76)		
at Wisconsin	2/1/1975	20
Clay Hargrave (1976-78)		
Illinois	1/26/1980	20
Tom Harris (1960)		
California	12/28/1960	23
John Johnson (1969-70)		
Cal-Poly	11/30/1968	23
Northwestern	2/11/1969	23
Bruce King (1975-77)		
Indiana	2/8/1975	21
vs. Pittsburgh	12/30/1976	20
Ohio State	1/27/1977	21
Kevin Kunnert (1971-73)		
Iowa State	12/23/1970	21
Michigan	3/9/1971	22
Hardin-Simmons	12/1/1971	20
Michigan State	2/12/1972	20
Purdue	3/4/1972	22
Illinois	3/7/1972	23
Drake	12/2/1972	23
Indiana	3/3/1973	20
Bill Logan (1954-56)		
Michigan	2/26/1955	23
Keegan Murray (2021-22)		
N.C. Central	11/16/2021	21
Kris Murray (2021-23)		
Georgia Tech	11/29/2022	20



Career 10+ Assists Games

Player	Years	No.
Jordan Bohannon	2017-22	8
Cal Wulfsberg	1976-77	6
B.J. Armstrong	1986-89	5
Mike Gesell	2013-16	5
Andre Woolridge	1995-97	4
Bryce Cartwright	2011-12	3
Jeff Horner	2003-06	3
Ronnie Lester	1977-80	3
Steve Carfino	1981-84	2
Mon'ter Glasper	1993-96	2
Dean Oliver	1998-2001	2
Connor McCaffery	2018-23	2
Andre Banks	1983-86	1
Kevin Boyle	1979-82	1
Tony Freeman	2006-08	1
Brian Garner	1989	1
Jake Kelly	2008-09	1
Roy Devyn Marble	2011-14	1
Kevin Smith	1991-93	1
Joe Toussaint	2020-22	1

Career 10+ Assists Games

B.J. Armstrong (1986-89)

vs. Oklahoma	3/20/1987	10
Georgia	12/3/1988	12
Ohio State	2/13/1989	12
Minnesota	2/18/1989	15
Indiana	3/11/1989	10

Andre Banks (1983-86)

Baylor	12/2/1983	10
--------	-----------	----

Jordan Bohannon (2017-21)

Indiana	3/9/2017	10
South Dakota	3/15/2017	11
TCU	3/19/2017	13
Ohio State	1/4/2018	10
Wisconsin	1/23/2018	11
Minnesota	1/30/2018	10
Minnesota	12/9/2019	10
Minnesota	1/10/2021	14

Kevin Boyle (1979-82)

Nevada	12/9/1980	10
--------	-----------	----

Steve Carfino (1981-84)

Michigan	1/23/1982	11
Marquette	12/8/1982	10

Bryce Cartwright (2011-12)

Michigan State	2/2/2011	10
Dayton	3/13/2012	11
at Oregon	3/18/2012	10

Tony Freeman (2006-08)

The Citadel	11/13/2006	11
-------------	------------	----

Brian Garner (1989)

Brown	12/2/1988	11
-------	-----------	----

Jeff Horner (2003-06)

Fairfield	12/2/2005	10
Minnesota	2/18/2006	10
vs. Ohio State	3/12/2006	10

Mike Gesell (2013-16)

Coppin State	11/15/2015	12
Tennessee Tech	12/22/2015	10
Nebraska	1/5/2016	10
Minnesota	2/14/2016	12
at Michigan	3/5/2016	11

Mon'ter Glasper (1993-96)

Iowa State	12/11/1993	10
at Indiana	2/12/1994	10

Jake Kelly (2008-09)

Penn State	3/7/2009	11
------------	----------	----

Ronnie Lester (1977-80)

vs. Tennessee	12/20/1977	11
Minnesota	2/11/1978	11
Northwestern	2/16/1978	14

Roy Devyn Marble (2011-14)

Wisconsin	2/22/2014	11
-----------	-----------	----

Connor McCaffery (2018-present)

at Maryland	1/7/2021	10
Ohio State	2/16/2023	13

Dean Oliver (1998-2001)

Chicago State	11/14/1997	12
Purdue	2/21/2001	11

Kevin Smith (1991-93)

Centenary	1/4/1992	12
-----------	----------	----

Joe Toussaint (2020-22)

Alabama State	11/18/2021	11
---------------	------------	----

Andre Woolridge (1995-97)

Illinois	2/1/1995	10
Michigan	3/5/1995	10
vs. DePaul	3/15/1995	10
vs. Virginia	3/13/1997	10

Cal Wulfsberg (1976-77)

Augustana (SD)	11/29/1975	11
at Northwestern	1/19/1976	11
Ohio State	1/24/1976	16
at Michigan	1/31/1976	13
Michigan State	3/1/1976	11
Drake	12/21/1976	12



Career Double-Doubles

Since the 1969-70 season

Kevin Kunnert	1971-73	48
Bruce King	1975-77	43
Reggie Evans	2001-02	40
Luka Garza	2018-21	33
Greg Brunner	2003-06	32
Acie Earl	1990-93	27
Ed Horton	1986-89	27
Ryan Bowen	1995-98	23
Greg Stokes	1982-85	23
Dan Frost	1975-76	21
Michael Payne	1982-85	18
Jess Settles	1994-96, '99	18
Chris Street	1991-93	17
Aaron White	2012-15	16
Melsahn Basabe	2011-14	15
Tyler Cook	2017-19	15
Clay Hargrave	1976-78	14
Les Jepsen	1987-90	13
John Johnson	1969-70	12
Williams Mayfield	1976-79	11
Kevin Boyle	1979-82	10
Keegan Murray	2021-22	10
Filip Rebraca	2021-22	10
Steve Waite	1978-81	10
Adam Woodbury	2013-16	9
Jim Collins	1972-74	8
Fred Haberecht	1975-76	8
Jeff Horner	2003-06	8
Jacob Jaacks	1999-2000	8
Steve Krafcsin	1979-81	8
Roy Marble	1986-89	8
Joe Wieskamp	2019-21	8
Jordan Bohannon	2017-22	7
Jarryd Cole	2008-11	7
Neil Fegebank	1972-74	7
Brad Lohaus	1983-87	7
Kris Murray	2021-23	7
Jared Reiner	2001-04	7
Cyrus Tate	2007-09	7
Jarrold Uthoff	2013-16	7
Aaron Fuller	2009-10	6
Gabriel Olaseni	2012-15	6
Glen Worley	2001-04	6
Gerry Wright	1985-87	6
B.J. Armstrong	1986-89	5
Russ Millard	1993-96	5
Nicholas Baer	2016-19	4
Peter Jok	2014-17	4
Al Lorenzen	1985-88	4
Darryl Moore	1997-98	4
Glenn Vidnovic	1968-70	4
James Winters	1991-94	4
Jim Bartels	1991, '93-95	3
Mark Gannon	1980-83	3
Bob Hansen	1980-83	3
Duez Henderson	1999-2002	3
Bill Jones	1985-88	3

Ronnie Lester	1977-80	3
Jack Nunge	2018-21	3
Nate Washington	1974	3
Andre Woolridge	1995-97	3
Craig Anderson	1981-84	2
Vince Brookins	1978-81	2
Fred Brown	1970-71	2
Bryce Cartwright	2011-12	2
Adam Haluska	2005-07	2
Jake Kelly	2008-09	2
Connor McCaffery	2018-23	2
Ben McGilmer	1966, '69-70	2
James Moses	1989-92	2
Isaiah Moss	2017-pre	2
Kenyon Murray	1993-96	2
Dean Oliver	1998-01	2
Larry Olsthoorn	1977-78	2
Tony Perkins	2021-present	2
Guy Rucker	1997-99	2
Harold Sullinger	1972	2
Jay Webb	1990-93	2
Devon Archie	2010-12	1
Val Barnes	1991-93	1
Matt Bullard	1989-90	1
Steve Carfino	1981-84	1
Brennan Cougill	2010	1
Ricky Davis	1998	1
Terry Drake	1975-78	1
Kyle Galloway	1998-2001	1
Matt Gatens	2009-12	1
Mike Gesell	2013-16	1
Joe Gould	1971	1
Ken Grabinski	1970-72	1
Rob Griffin	2000	1
Dave Gunther	1957-59	1
Omar Hazley	1969-71	1
Kent Hill	1985-88	1
Justin Johnson	2007-08	1
J.R. Koch	1996-99	1
Ryan Kriener	2017-20	1
Wade Lookingbill	1989-93	1
Ryan Luehrsmann	1997-2000	1
Roy Devyn Marble	2011-14	1
Eric May	2010-13	1
Patrick McCaffery	2020-present	1
Larry Parker	1973-76	1
Cordell Pemsli	2016-20	1
Pierre Pierce	2002, '04	1
Luke Recker	2001-02	1
Sean Sondeleiter	2001-03	1
Ray Thompson	1989	1
Joe Toussaint	2020-22	1
Anthony Tucker	2009	1
Dom Uhl	2015-18	1
Reggie Vaughn	1973	1

Single Season Double-Double Leaders

Since the 1969-70 season (10 or more)

Reggie Evans	2000-01	22
Kevin Kunnert	1972-73	20
Ed Horton	1988-89	19
Kevin Kunnert	1971-72	19
Reggie Evans	2001-02	18
Bruce King	1976-77	17
Bruce King	1975-76	16
Luka Garza	2018-pre.	15
Acie Earl	1992-93	14
Luka Garza	2020-21	13
Dan Frost	1975-76	13
Les Jepsen	1989-90	12
John Johnson	1969-70	12
Greg Brunner	2005-06	11
Greg Brunner	2004-05	11
Ryan Bowen	1997-98	11
Greg Stokes	1984-85	11
Ryan Bowen	1996-97	10
Acie Earl	1991-92	10
Clay Hargrave	1977-78	10
Bruce King	1974-75	10
Keegan Murray	2021-22	10

CAREER DOUBLE-DOUBLE CLUB (SINCE 1969-70)

IOWA BASKETBALL



2023-24 MEDIA GUIDE

Craig Anderson (2)

Opponent	Date	Pts	Reb	Ast
Detroit	12/1/1980	12	12	--
vs. Memphis	12/30/1983	11	10	--

Devon Archie (1)

Opponent	Date	Pts	Reb	Ast
vs. Xavier	11/19/2010	10	11	--

B.J. Armstrong (5)

Opponent	Date	Pts	Reb	Ast
vs. Oklahoma	3/20/1987	16	--	10
Georgia	12/3/1988	15	--	12
Ohio State	2/13/1989	20	--	12
Minnesota	2/18/1989	12	--	15
Indiana	3/11/1989	18	--	10

Nicholas Baer (4)

Opponent	Date	Pts	Reb	Ast
vs. UNI	12/17/2016	11	11	--
Penn State	3/5/2017	20	10	--
TCU	3/19/2017	15	10	--
vs. Drake	12/16/2017	11	14	--

Val Barnes (1)

Opponent	Date	Pts	Reb	Ast
Michigan	1/9/1992	14	11	--

Jim Bartels (3)

Opponent	Date	Pts	Reb	Ast
Cal-Irvine	12/29/1993	10	12	--
Morgan State	11/25/1994	12	12	--
at Michigan	1/11/1995	10	10	--

Melsahn Basabe (15)

Opponent	Date	Pts	Reb	Ast
Iowa State	12/10/2010	12	14	--
Ohio State	1/4/2011	22	13	--
at Minnesota	1/16/2011	20	13	--
Indiana	1/23/2011	20	10	--
at Indiana	2/5/2011	20	13	--
Wisconsin	2/9/2011	13	11	--
North Carolina A&T	11/14/2011	15	10	--
Brown	12/3/2011	14	10	--
Boise State	12/22/2011	14	11	--
Penn State	1/31/2013	10	10	--
Nebraska	3/9/2013	11	13	--
vs. Northwestern	3/14/2013	10	12	--
Fairleigh Dickinson	12/9/2013	12	11	--
Northwestern	1/9/2014	16	10	--
at Ohio State	1/12/2014	11	10	--

Jordan Bohannon (7)

Opponent	Date	Pts	Reb	Ast
vs. Indiana	3/9/2017	24	--	10
South Dakota	3/15/2017	19	--	11
TCU	3/19/2017	25	--	13
Ohio State	1/4/2018	15	--	10
Wisconsin	1/23/2018	13	--	11
Minnesota	1/30/2018	20	--	10
Minnesota	1/10/2021	19	--	14

Ryan Bowen (23)

Opponent	Date	Pts	Reb	Ast
Western Carolina	12/20/1994	13	11	--
at UNI	12/5/1995	12	11	--
LaSalle	12/7/1996	12	18	--
UNI	12/10/1996	12	10	--
Missouri	12/21/1996	12	10	--
Austin Peay	12/27/1996	14	12	--

Cal-Northridge	12/29/1996	18	14	--
at Purdue	1/7/1997	12	10	--
Ohio State	1/15/1997	11	13	--
at Michigan	1/19/1997	20	10	--
Indiana	2/4/1997	11	13	--
vs. Virginia	3/13/1997	15	16	--
Chicago State	11/14/1997	20	11	--
Long Island	11/29/1997	20	19	--
Drake	12/2/1997	13	13	--
UNI	12/9/1997	17	12	--
at Indiana	12/31/97	19	14	--
Michigan State	1/21/1998	10	11	--
at Missouri	1/24/1998	15	11	--
Minnesota	2/12/1998	10	14	--
Ohio State	2/14/1998	15	13	--
at Illinois	2/22/1998	16	10	--
Georgia	3/11/1998	24	11	--

Kevin Boyle (10)

Opponent	Date	Pts	Reb	Ast
at Illinois Wesleyan	12/16/1978	11	10	--
Illinois	1/25/1979	11	10	--
Minnesota	1/27/1979	17	19	--
at Wisconsin	2/1/1979	12	10	--
Ohio State	1/10/1980	14	12	--
Purdue	2/9/1980	12	12	--
at Ohio State	2/23/1980	19	10	--
vs. Cincinnati	12/5/1980	11	10	--
Michigan State	1/10/1981	14	11	--
at Ohio State	3/7/1981	13	11	--

Vince Brookins (2)

Opponent	Date	Pts	Reb	Ast
Drake	12/29/1979	20	14	--
Michigan State	1/10/1981	16	14	--

Fred Brown (2)

Opponent	Date	Pts	Reb	Ast
Wyoming	1/2/1971	29	10	--
Ohio State	1/9/1971	35	10	--

Greg Brunner (32)

Opponent	Date	Pts	Reb	Ast
Green Bay	12/2/2003	13	11	--
Eastern Washington	12/5/2003	15	10	--
at Michigan State	2/4/2004	10	13	--
at Indiana	2/7/2004	23	14	--
Wisconsin	2/11/2004	10	13	--
Minnesota	2/28/2004	13	12	--
at Northwestern	3/3/2004	19	11	--
at Purdue	3/6/2004	14	13	--
vs. Michigan	3/12/2004	10	11	--
vs. Louisville	11/22/2004	13	10	--
Iowa State	12/10/2004	11	13	--
Western Carolina	12/18/2004	11	11	--
Saint Louis	12/31/2004	10	11	--
at Ohio State	1/8/2005	14	11	--
Minnesota	1/15/2005	13	11	--
at Illinois	1/20/2005	16	11	--
Purdue	1/22/2005	14	11	--
at Purdue	2/16/2005	19	10	--
at Penn State	2/26/2005	14	14	--
vs. Cincinnati	3/17/2005	20	10	--
vs. Kentucky	11/21/2005	17	12	--
Fairfield	12/2/2005	23	11	--
at UNI	12/6/2005	26	10	--
at Iowa State	12/9/2005	26	10	--
Arizona State	12/17/2005	12	15	--
Drake	12/20/2005	17	12	--
Robert Morris	12/22/2005	15	10	--

Minnesota	1/18/2006	17	23	--
at Michigan State	1/21/2006	17	11	--
at Northwestern	2/8/2006	13	11	--
Michigan State	2/14/2006	15	10	--
vs. Northwestern St	3/17/2006	16	10	--

Matt Bullard (1)

Opponent	Date	Pts	Reb	Ast
UNI	12/6/1988	10	12	--

Steve Carfino (1)

Opponent	Date	Pts	Reb	Ast
Marquette	12/8/1982	17	--	10

Bryce Cartwright (2)

Opponent	Date	Pts	Reb	Ast
Michigan State	2/2/2011	12	--	10
at Oregon	3/18/2012	12	--	10

Jarryd Cole (7)

Opponent	Date	Pts	Reb	Ast
Penn State	3/7/2009	14	11	--
NC Central	11/28/2009	24	10	--
at Indiana	1/24/2010	11	10	--
UNI	12/7/2010	10	15	--
Louisiana Tech	12/21/2010	10	12	--
Wisconsin	2/9/2011	10	12	--
Purdue	3/5/2011	16	10	--

Jim Collins (8)

Opponent	Date	Pts	Reb	Ast
Illinois	2/15/1972	12	10	--
Minnesota-Duluth	12/30/1972	18	21	--
Wisconsin	2/17/1973	14	15	--
Drake	12/4/1973	13	10	--
at Michigan State	1/21/1974	12	13	--
Purdue	2/11/1974	32	15	--
at Illinois	2/23/1974	10	15	--
Wisconsin	3/4/1974	14	10	--

Tyler Cook (15)

Opponent	Date	Pts	Reb	Ast
Maryland	2/25/2017	25	10	--
Penn State	3/5/2017	11	10	--
Penn State	12/2/2017	23	12	--
at Illinois	1/14/2018	21	13	--
at Rutgers	1/17/2018	10	10	--
at Nebraska	1/27/2018	24	10	--
Minnesota	1/30/2018	17	10	--
Indiana	2/17/2018	28	10	--
Northwestern	2/25/2018	14	11	--
Wisconsin	11/30/2018	19	15	--
Iowa State	12/6/2018	26	11	--
vs. UNI	12/15/2018	17	13	--
Bryant	12/29/2018	19	12	--
Northwestern	2/10/2019	19	11	--
at Ohio State	2/26/2019	12	10	--

Brennan Coughill (1)

Opponent	Date	Pts	Reb	Ast
at Iowa State	12/11/2009	12	10	--

Ricky Davis (1)

Opponent	Date	Pts	Reb	Ast
Indiana	2/28/1998	14	11	--

Terry Drake (1)

Opponent	Date	Pts	Reb	Ast
vs. Wake Forest	12/28/1974	11	10	--

**Acie Earl (27)**

Opponent	Date	Pts	Reb	Ast
Drake	11/27/1990	23	13	--
UCLA	12/22/1990	30	12	--
at Michigan	2/9/1991	10	10	--
UMES	11/23/1991	12	13	--
Western Illinois	11/26/1991	25	12	--
Drake	12/3/1991	25	12	--
Army	12/6/1991	14	10	--
at UNI	12/10/1991	18	10	--
Centenary	1/4/1992	23	10	--
Michigan	1/9/1992	19	10	--
at Ohio State	1/19/1992	22	10	--
at Wisconsin	3/7/1992	16	11	--
vs. Duke	3/21/1992	19	12	--
Mississippi State	12/5/1992	19	13	--
at Amer-Puerto Rico	12/20/1992	14	11	--
at Indiana	1/6/1993	11	10	--
at Ohio State	1/9/1993	13	12	--
Minnesota	1/13/1993	19	13	--
at Michigan State	1/28/1993	27	16	--
at Minnesota	2/13/1993	14	10	--
Ohio State	2/16/1993	12	10	--
at Penn State	2/22/1993	13	10	--
Penn State	2/24/1993	10	10	--
Michigan State	2/27/1993	20	10	--
at Purdue	3/6/1993	19	12	--
Wisconsin	3/10/1993	36	10	--
vs. NE Louisiana	3/19/1993	23	15	--

Reggie Evans (40)

Opponent	Date	Pts	Reb	Ast
Milwaukee	11/19/2000	16	12	--
at Drake	11/21/2000	12	15	--
Georgia Tech	11/28/2000	17	15	--
UT-Chattanooga	12/1/2000	27	12	--
Tulsa	12/2/2000	20	14	--
Northern Iowa	12/5/2000	11	11	--
Iowa State	12/9/2000	13	13	--
Missouri	12/16/2000	20	18	--
Centenary	12/19/2000	11	10	--
at Kansas State	12/23/2000	18	18	--
vs. Tennessee	12/29/2000	19	10	--
at Purdue	1/13/2001	17	18	--
Michigan	1/20/2001	22	10	--
at Minnesota	1/24/2001	25	10	--
Minnesota	1/31/2001	19	15	--
Ohio State	2/7/2001	14	11	--
at Northwestern	2/10/2001	18	14	--
Purdue	2/21/2001	20	16	--
Penn State	3/1/2001	13	16	--
vs. Northwestern	3/8/2001	20	14	--
vs. Penn State	3/10/2001	30	18	--
vs. Kentucky	3/17/2001	18	13	--
UMES	11/13/2001	30	15	--
vs. Memphis	11/20/2001	19	15	--
vs. Missouri	11/21/2001	21	11	--
SMU	12/1/2001	17	12	--
at UNI	12/4/2001	16	16	--
Iowa State	12/8/2001	24	17	--
Drake	12/12/2001	19	10	--
at Missouri	12/15/2001	15	17	--
Mercer	12/28/2001	12	12	--
Wisconsin	1/2/2002	21	17	--
Northwestern	1/9/2002	21	11	--
at Northwestern	1/19/2002	14	17	--
Penn State	2/2/2002	18	13	--
at Penn State	2/13/2002	23	13	--
at Wisconsin	2/19/2002	12	12	--

Michigan	2/23/2002	20	11	--
vs. Purdue	3/7/2002	19	18	--
vs. Indiana	3/9/2002	11	10	--

Neil Fegebank (7)

Opponent	Date	Pts	Reb	Ast
Hardon-Simmons	12/1/1971	12	15	--
Ohio State	2/8/1972	11	13	--
Michigan State	2/12/1972	15	16	--
at Michigan State	2/26/1972	11	10	--
Illinois	3/10/1973	12	14	--
Northern Illinois	12/1/1973	15	10	--
at Wyoming	12/22/1973	20	12	--

Dan Frost (21)

Opponent	Date	Pts	Reb	Ast
at Kansas	12/7/1974	16	11	--
San Jose State	12/21/1974	21	13	--
at Northwestern	1/2/1975	13	12	--
at Ohio State	1/13/1975	20	12	--
Michigan State	1/20/1975	21	12	--
Michigan	1/18/1975	14	11	--
Wisconsin	3/1/1975	19	14	--
Northwestern	3/3/1975	12	13	--
Augustana (SD)	11/29/1975	27	15	--
Nebraska	12/2/1975	25	12	--
at Bradley	12/8/1975	29	13	--
Drake	12/23/1975	17	10	--
vs. Holy Cross	12/27/1975	27	12	--
vs. Arizona	12/29/1975	22	10	--
at Wisconsin	1/17/1976	18	10	--
at Northwestern	1/19/1976	25	12	--
Ohio State	1/24/1976	19	12	--
at Purdue	2/2/1976	17	10	--
at Drake	2/10/1976	14	19	--
Northwestern	2/16/1976	25	12	--
Michigan State	3/1/1976	25	10	--

Aaron Fuller (6)

Opponent	Date	Pts	Reb	Ast
Tennessee State	1/12/2010	24	10	--
Penn State	1/16/2010	20	10	--
At Ohio State	2/7/2010	11	10	--
Northwestern	2/10/2010	13	11	--
Michigan	2/16/2010	30	13	--
vs. Michigan	3/11/2010	10	13	--

Kyle Galloway (1)

Opponent	Date	Pts	Reb	Ast
Drake	12/28/1999	16	10	--

Mark Gannon (3)

Opponent	Date	Pts	Reb	Ast
Drake	12/29/1979	15	11	--
UW-Eau Claire	1/3/1981	10	10	--
USC	12/11/1982	10	14	--

Luka Garza (33)

Opponent	Date	Pts	Reb	Ast
Alabama State	11/12/2017	11	13	--
Southern	12/10/2017	23	13	--
at Illinois	1/11/2018	19	11	--
Wisconsin	1/23/2018	17	16	--
at Penn State	1/16/2019	22	12	--
SIUE	11/8/2019	20	12	--
Oral Roberts	11/15/2019	30	10	--
North Florida	11/21/2019	29	12	--
vs. Texas Tech	11/28/2019	17	12	--
Minnesota	12/9/2019	21	10	--

at Iowa State	12/12/2019	21	11	--
vs. Cincinnati	12/21/2019	12	13	--
vs. Penn State	1/4/2020	34	12	--
at Nebraska	1/7/2020	16	18	--
Maryland	1/10/2020	21	13	--
Rutgers	1/22/2020	28	13	--
Wisconsin	1/27/2020	21	18	--
Illinois	2/2/2020	25	10	--
Penn State	2/29/2020	25	17	--
Purdue	3/3/2020	26	12	--
N.C. Central	11/15/2020	26	10	--
Western Illinois	12/3/2020	35	10	--
North Carolina	12/8/2020	16	14	--
vs. Gonzaga	12/19/2020	30	10	--
at Minnesota	12/25/2020	32	17	--
at Northwestern	1/17/2021	17	10	--
Indiana	1/21/2021	28	12	--
Michigan State	2/2/2021	27	12	--
Rutgers	2/10/2021	22	10	--
Penn State	2/21/2021	23	11	--
at Ohio State	2/28/2021	24	11	--
Wisconsin	3/7/2021	21	16	--
vs. Illinois	3/13/2021	21	12	--

Matt Gatens (1)

Opponent	Date	Pts	Reb	Ast
Western Illinois	12/27/2008	11	10	--

Mike Gesell (1)

Opponent	Date	Pts	Reb	Ast
Nebraska	1/5/2016	22	10	--

Joe Gould (1)

Opponent	Date	Pts	Reb	Ast
Hardin-Simmons	12/21/1970	16	10	--

Ken Grabinski (1)

Opponent	Date	Pts	Reb	Ast
Ashland (OH)	12/8/1970	10	10	--

Rob Griffin (1)

Opponent	Date	Pts	Reb	Ast
at Indiana	1/18/2000	18	15	--

Dave Gunther (1)

Opponent	Date	Pts	Reb	Ast
Michigan State	2/10/1958	30	10	--

Fred Haberecht (8)

Opponent	Date	Pts	Reb	Ast
San Jose State	12/21/1974	11	10	--
Illinois	1/4/1975	15	10	--
Michigan State	1/20/1975	12	11	--
at Wisconsin	2/1/1975	29	20	--
Wisconsin	3/1/1975	11	10	--
Northwestern	3/3/1975	10	11	--
Wisconsin	2/14/1976	11	10	--
at Ohio State	2/21/1976	12	11	--

Adam Haluska (2)

Opponent	Date	Pts	Reb	Ast
Indiana	1/24/2006	20	10	--
at Michigan	1/31/2007	17	10	--

Bob Hansen (3)

Opponent	Date	Pts	Reb	Ast
Northern Illinois	11/28/1981	10	10	--
at BYU	11/27/1982	20	10	--
Navy	12/3/1982	22	10	--

**Clay Hargrave (14)**

Opponent	Date	Pts	Reb	Ast
at Illinois	1/15/1977	10	10	--
at Ohio State	2/14/1977	11	12	--
Indiana	2/28/1977	15	10	--
at Wisconsin	3/5/1977	15	15	--
at UNLV	12/21/1977	16	10	--
at Ohio State	1/7/1978	17	11	--
at Northwestern	1/14/1978	14	14	--
Illinois	1/26/1978	12	20	--
Wisconsin	1/30/1978	10	13	--
at Wisconsin	2/4/1978	10	12	--
Michigan State	2/9/1978	14	13	--
Minnesota	2/11/1978	11	11	--
Northwestern	2/16/1978	14	13	--
Indiana	3/4/1978	10	12	--

Omar Hazley (1)

Opponent	Date	Pts	Reb	Ast
at Cincinnati	12/18/1969	10	10	--

Duez Henderson (3)

Opponent	Date	Pts	Reb	Ast
Texas Southern	12/3/1999	10	12	--
at Michigan	3/1/2000	18	10	--
at Purdue	1/13/2001	14	10	--

Kent Hill (1)

Opponent	Date	Pts	Reb	Ast
Northwestern	1/16/1988	17	15	--

Jeff Horner (8)

Opponent	Date	Pts	Reb	Ast
Illinois	1/15/2003	16	11	--
Purdue	1/7/2004	10	10	--
at Indiana	2/7/2004	17	10	--
UNC Greensboro	12/4/2004	14	--	11
Western Carolina	12/18/2004	20	--	10
Fairfield	12/2/2006	12	--	10
Minnesota	1/18/2006	10	--	10
vs. Ohio State	3/12/2006	16	--	10

Ed Horton (27)

Opponent	Date	Pts	Reb	Ast
Abilene Christian	11/20/1985	10	12	--
vs. Alaska-Anchorage	11/28/1986	12	10	--
Iowa State	12/20/1986	17	11	--
Indiana	1/22/1987	14	11	--
at Iowa State	12/19/1987	19	12	--
vs. Illinois State	12/29/1987	13	10	--
at Michigan	2/6/1988	22	12	--
Michigan	2/27/1988	16	11	--
Jackson State	12/12/1988	22	16	--
vs. Eastern Illinois	12/23/1988	16	14	--
vs. Saint Louis	12/24/1988	13	12	--
vs. UC-Riverside	12/25/1988	20	16	--
SW Texas State	12/30/1988	22	10	--
at North Carolina	1/7/1989	21	19	--
at Ohio State	1/19/1989	11	11	--
at Purdue	1/21/1989	26	10	--
Wisconsin	1/26/1989	22	13	--
at Indiana	1/30/1989	26	14	--
Illinois	2/5/1989	26	17	--
Michigan	2/9/1989	19	14	--
Ohio State	2/13/1989	18	14	--
Minnesota	2/18/1989	18	11	--
Purdue	2/26/1989	12	10	--
at Michigan	3/4/1989	20	13	--

at Illinois	3/8/1989	21	11	--
Indiana	3/11/1989	18	10	--
vs. N.C. State	3/19/1989	32	12	--

Jacob Jaacks (8)

Opponent	Date	Pts	Reb	Ast
Ohio State	2/13/1999	14	15	--
Eastern Illinois	11/21/1999	29	12	--
Ohio	12/4/1999	16	11	--
Northwestern	1/5/2000	12	13	--
Michigan	1/22/2000	10	10	--
Kansas	2/3/2000	16	10	--
at Illinois	2/12/2000	12	13	--
Minnesota	2/27/2000	12	13	--

Les Jepsen (13)

Opponent	Date	Pts	Reb	Ast
at North Carolina	1/7/1989	10	10	--
Texas Southern	11/24/1989	15	16	--
Ohio	12/1/1989	24	17	--
UCSB	12/2/1989	16	12	--
North Carolina	12/9/1989	13	10	--
at UNLV	12/23/1989	20	13	--
at UNI	1/3/1990	12	14	--
at Wisconsin	1/11/1990	19	11	--
Indiana	1/18/1990	21	10	--
Michigan	1/20/1990	19	16	--
Illinois	1/29/1990	18	17	--
Wisconsin	2/10/1990	24	14	--
at Northwestern	2/22/1990	19	17	--

John Johnson (12)

Opponent	Date	Pts	Reb	Ast
St. Francis (PA)	12/9/1969	29	13	--
Duquesne	12/11/1969	18	13	--
at Cincinnati	12/18/1969	33	13	--
Drake	12/22/1969	21	13	--
at Michigan	1/6/1970	34	10	--
at Wisconsin	1/10/1970	31	12	--
at Illinois	2/17/1970	17	19	--
at Ohio State	2/21/1970	38	13	--
Northwestern	2/24/1970	49	15	--
at Purdue	2/28/1970	26	12	--
Ohio State	3/3/1970	37	11	--
at Northwestern	3/7/1970	32	15	--

Justin Johnson (1)

Opponent	Date	Pts	Reb	Ast
Louisiana-Monroe	11/30/2007	26	10	--

Peter Jok (4)

Opponent	Date	Pts	Reb	Ast
Seton Hall	11/17/2016	30	11	--
Omaha	12/3/2016	33	10	--
Rutgers	1/8/2017	18	11	--
Illinois	2/18/2017	16	10	--

Bill Jones (3)

Opponent	Date	Pts	Reb	Ast
at Wisconsin	1/25/1988	17	10	--
Michigan State	2/6/1988	15	11	--
Wisconsin	3/10/1988	16	12	--

Jake Kelly (2)

Opponent	Date	Pts	Reb	Ast
Ohio State	3/3/2009	19	11	--
Penn State	3/7/2009	22	--	11

Bruce King (43)

Opponent	Date	Pts	Reb	Ast
at Iowa State	12/12/1974	16	14	--
San Jose State	12/21/1974	19	16	--
vs. Boston College	12/30/1974	21	12	--
Illinois	1/4/1975	18	15	--
Purdue	1/6/1975	12	17	--
Michigan State	1/20/1975	12	11	--
Indiana	2/8/1975	14	21	--
Ohio State	2/10/1975	17	11	--
at Michigan State	2/17/1975	15	10	--
Northwestern	3/3/1975	10	12	--
at Bradley	12/8/1975	15	11	--
at Iowa State	12/12/1975	11	14	--
Drake	12/23/1975	19	17	--
vs. Holy Cross	12/27/1975	22	11	--
vs. USC	12/30/1975	28	12	--
Illinois	1/3/1976	32	12	--
at Minnesota	1/10/1976	20	10	--
at Wisconsin	1/17/1976	16	11	--
at Michigan	1/31/1976	36	11	--
at Purdue	2/2/1976	12	10	--
Minnesota	2/7/1976	16	15	--
Northwestern	2/16/1976	16	11	--
at Ohio State	2/21/1976	18	14	--
Michigan State	3/1/1976	29	15	--
Purdue	3/3/1976	27	13	--
at Illinois	3/6/1976	14	11	--
Kent State	11/29/1976	18	17	--
Bradley	12/6/1976	19	13	--
California	12/10/1976	22	11	--
Iowa State	12/18/1976	23	18	--
at New Mexico	12/29/1976	17	12	--
vs. Pittsburgh	12/30/1976	42	20	--
at Purdue	1/13/1977	21	11	--
Northwestern	1/22/1977	24	13	--
Ohio State	1/27/1977	31	21	--
Wisconsin	2/5/1977	18	18	--
Michigan State	2/7/1977	36	13	--
Minnesota	2/12/1977	18	16	--
at Ohio State	2/14/1977	13	19	--
at Michigan State	2/19/1977	16	13	--
Purdue	2/26/1977	13	14	--
Indiana	2/28/1977	28	15	--
at Northwestern	3/3/1977	28	18	--

J.R. Koch (1)

Opponent	Date	Pts	Reb	Ast
vs. Chaminade	11/27/1996	22	11	--

Steve Kraficis (8)

Opponent	Date	Pts	Reb	Ast
at Northwestern	1/4/1979	16	10	--
Ohio State	1/10/1980	10	12	--
at Indiana	1/17/1980	16	10	--
at Michigan State	1/19/1980	15	10	--
Northwestern	1/24/1980	20	10	--
at Purdue	1/31/1980	17	10	--
at Drake	12/13/1980	25	18	--
at Michigan	1/17/1981	13	10	--

Ryan Kriener (1)

Opponent	Date	Pts	Reb	Ast
Michigan	2/1/2019	15	10	--



Kevin Kunnert (48)

Opponent	Date	Pts	Reb	Ast
at Nebraska	2/5/1970	15	16	--
Iowa State	12/23/1970	13	21	--
at Wisconsin	2/6/1971	11	11	--
Indiana	2/13/1971	16	10	--
at Ohio State	2/23/1971	28	11	--
Wisconsin	2/27/1971	16	14	--
at Indiana	3/6/1971	21	14	--
Michigan	3/9/1971	14	22	--
at Purdue	3/13/1971	19	16	--
Hardin-Simmons	12/1/1971	17	20	--
at UTEP	12/7/1971	16	12	--
at Duquesne	12/9/1971	25	17	--
Nevada	12/13/1971	24	15	--
at Iowa State	12/18/1971	11	12	--
Drake	12/30/1971	24	11	--
Kansas	1/3/1972	26	12	--
at Wisconsin	1/8/1972	17	10	--
at South Carolina	1/22/1972	20	14	--
at Michigan	1/25/1972	11	14	--
Minnesota	1/29/1972	21	16	--
at Ohio State	2/1/1972	23	15	--
Ohio State	2/8/1972	16	18	--
Michigan State	2/12/1972	19	20	--
at Indiana	2/19/1972	34	18	--
at Michigan State	2/26/1972	27	14	--
Purdue	3/4/1972	19	22	--
at Illinois	3/7/1972	24	23	--
Michigan	3/11/1972	12	17	--
Chicago State	12/1/1972	16	16	--
at Kentucky	12/4/1972	17	12	--
at Kansas	12/9/1972	23	14	--
Marquette	12/23/1972	14	15	--
at Drake	12/27/1972	19	23	--
Iowa State	1/2/1973	21	14	--
Minnesota	1/6/1973	26	15	--
at Michigan	1/8/1973	23	11	--
at Illinois	1/13/1973	23	14	--
Michigan State	1/15/1973	22	17	--
at Ohio State	1/20/1973	22	14	--
UNC-Charlotte	1/27/1973	20	15	--
Michigan	1/29/1973	24	17	--
at Michigan State	2/3/1973	16	10	--
at Bradley	2/10/1973	15	14	--
Ohio State	2/12/1973	31	16	--
at Northwestern	2/19/1973	32	16	--
Indiana	3/3/1973	12	20	--
at Minnesota	3/5/1973	23	18	--
Illinois	3/10/1973	19	17	--

Ronnie Lester (3)

Opponent	Date	Pts	Reb	Ast
vs. Tennessee	12/20/1977	21	--	11
Minnesota	2/11/1978	12	--	11
Northwestern	2/16/1978	23	--	14

Brad Lohaus (7)

Opponent	Date	Pts	Reb	Ast
Illinois Wesleyan	11/26/1983	16	12	--
at Alaska-Anchorage	11/28/1986	15	12	--
at UC-Irvine	12/29/1987	20	10	--
at Illinois	1/14/1987	23	12	--
Ohio State	1/24/1987	13	16	--
Michigan State	2/26/1987	13	12	--
at Northwestern	3/5/1987	12	10	--

Wade Lookingbill (1)

Opponent	Date	Pts	Reb	Ast
at Northwestern	2/20/1993	14	11	--

Al Lorenzen (4)

Opponent	Date	Pts	Reb	Ast
vs. Tampa	12/27/1985	17	11	--
Minnesota	1/11/1986	14	12	--
vs. Villanova	11/29/1987	11	10	--
Drake	12/1/1987	13	10	--

Ryan Luehrsmann (1)

Opponent	Date	Pts	Reb	Ast
Michigan	1/22/2000	14	10	--

Roy Marble (8)

Opponent	Date	Pts	Reb	Ast
at Drake	12/3/1985	15	10	--
Minnesota	1/11/1986	16	11	--
Michigan State	1/16/1986	18	11	--
at UC-Irvine	12/29/1986	28	10	--
Dartmouth	1/23/1988	14	10	--
Michigan State	2/6/1988	15	11	--
Northern Iowa	12/6/1988	22	10	--
Michigan	2/9/1989	32	10	--

Roy Devyn Marble (1)

Opponent	Date	Pts	Reb	Ast
Wisconsin	2/22/2014	21	--	11

Eric May (1)

Opponent	Date	Pts	Reb	Ast
Prairie View A&M	12/5/2009	14	11	--

William Mayfield (11)

Opponent	Date	Pts	Reb	Ast
Bradley	12/6/1976	14	10	--
at Kent State	11/28/1977	13	11	--
Denver	12/17/1977	16	11	--
at UNLV	12/21/1977	20	12	--
at Colorado State	12/2/1978	18	11	--
at Drake	12/9/1978	21	19	--
at Illinois Wesleyan	12/16/1978	11	12	--
vs. Stanford	12/30/1978	22	11	--
at Michigan	1/6/1979	16	11	--
Wisconsin	2/10/1979	17	10	--
Northwestern	3/3/1979	11	14	--

Connor McCaffery (2)

Opponent	Date	Pts	Reb	Ast
Georgia Tech	11/29/2022	10	10	--
Wisconsin	12/11/2022	17	10	--

Patrick McCaffery (1)

Opponent	Date	Pts	Reb	Ast
Eastern Illinois	12/21/2022	12	13	--

Ben McGilmer (2)

Opponent	Date	Pts	Reb	Ast
Tennessee Tech	1/24/1970	14	11	--
vs. St. John's	12/26/1969	10	11	--

James Moses (2)

Opponent	Date	Pts	Reb	Ast
Colgate	11/30/1990	11	11	--
vs. Texas	3/19/1992	22	16	--

Isaiah Moss (2)

Opponent	Date	Pts	Reb	Ast
Nebraska	1/6/2019	12	10	--
Maryland	2/19/2019	12	10	--

Russ Millard (5)

Opponent	Date	Pts	Reb	Ast
Cal-Irvine	12/29/1993	12	11	--
Drake	11/28/1995	22	10	--
Texas Southern	12/16/1995	20	10	--
Minnesota	1/6/1996	20	10	--
at Michigan	2/13/1996	18	15	--

Darryl Moore (4)

Opponent	Date	Pts	Reb	Ast
at Drake	12/3/1996	12	13	--
UNI	12/9/1997	12	10	--
Iowa State	12/13/1997	10	14	--
at Minnesota	1/18/1998	12	10	--

Keegan Murray (10)

Opponent	Date	Pts	Reb	Ast
N.C. Central	11/16/2021	27	21	--
SE Louisiana	12/21/2021	20	10	--
Western Illinois	12/29/2021	29	10	--
at Minnesota	1/16/2022	25	10	--
at Rutgers	1/19/2022	13	13	--
Minnesota	2/6/2022	24	15	--
at Nebraska	2/25/2022	15	11	--
Northwestern	2/28/2022	26	18	--
at Illinois	3/6/2022	22	11	--
vs. Purdue	3/13/2022	19	11	--

Kenyon Murray (2)

Opponent	Date	Pts	Reb	Ast
at Northwestern	1/26/1994	12	10	--
Long Island	12/17/1994	15	11	--

Kris Murray (7)

Opponent	Date	Pts	Reb	Ast
Indiana	1/13/2022	29	11	--
at Seton Hall	11/16/2022	29	11	--
vs. Clemson	11/25/2022	10	12	--
vs. TCU	11/26/2022	11	10	--
Georgia Tech	11/29/2022	31	20	--
Indiana	1/5/2023	30	10	--
at Minnesota	2/12/2023	28	14	--

Jack Nunge (3)

Opponent	Date	Pts	Reb	Ast
Oral Roberts	11/15/2019	14	10	--
Iowa State	12/11/2020	17	10	--
at Michigan State	2/13/2021	18	11	--

Gabriel Olaseni (6)

Opponent	Date	Pts	Reb	Ast
vs. Xavier	11/28/2013	10	11	--
Fairleigh Dickinson	12/9/2013	14	10	--
at Northwestern	1/25/2014	14	10	--
at Illinois	2/1/2014	15	12	--
North Dakota St.	11/17/2014	14	11	--
Alcorn State	12/9/2014	12	10	--

Dean Oliver (2)

Opponent	Date	Pts	Reb	Ast
Chicago State	11/14/1997	10	--	12
Purdue	2/21/2001	15	--	11

Larry Olsthoorn (2)

Opponent	Date	Pts	Reb	Ast
Michigan	1/17/1977	20	14	--
at California	12/10/1977	11	10	--

CAREER DOUBLE-DOUBLE CLUB (SINCE 1969-70)

IOWA BASKETBALL



2023-24 MEDIA GUIDE

Larry Parker (1)

Opponent	Date	Pts	Reb	Ast
at Kansas	12/7/1974	11	13	--

Michael Payne (18)

Opponent	Date	Pts	Reb	Ast
Northern Illinois	11/28/1981	13	10	--
vs. Clemson	12/19/1981	10	11	--
Drake	12/30/1981	18	11	--
at Northwestern	1/21/1982	12	10	--
at Michigan	2/20/1982	15	12	--
Minnesota	2/27/1982	12	12	--
at Drake	11/29/1982	14	10	--
Marquette	12/8/1982	12	16	--
Ohio State	1/27/1983	15	12	--
at Michigan	3/10/1983	11	10	--
at Oregon State	12/10/1983	11	11	--
Colorado	12/19/1984	15	10	--
at Iowa State	1/14/1984	18	10	--
George Mason	12/1/1984	16	15	--
Purdue	1/3/1985	16	12	--
at Minnesota	1/12/1985	10	16	--
at Michigan	1/19/1985	12	11	--
Ohio State	2/28/1985	18	12	--

Cordell Pemsil (1)

Opponent	Date	Pts	Reb	Ast
Indiana	3/9/2017	14	11	--

Pierre Pierce (1)

Opponent	Date	Pts	Reb	Ast
Minnesota	2/28/2004	12	10	--

Tony Perkins (2)

Opponent	Date	Pts	Reb	Ast
at Illinois	3/6/2022	17	12	--
at Indiana	2/28/2023	23	10	--

Filip Rebraca (10)

Opponent	Date	Pts	Reb	Ast
at Minnesota	1/16/2022	12	12	--
Bethune-Cookman	11/7/2022	11	10	--
at Seton Hall	11/16/2022	10	11	--
Iowa State	12/8/2022	22	11	--
at Nebraska	12/29/2022	16	13	--
Indiana	1/5/2023	19	10	--
at Rutgers	1/8/2023	16	12	--
Michigan	1/12/2023	13	12	--
at Michigan State	1/26/2023	16	11	--
Northwestern	1/31/2023	20	10	--

Luke Recker (1)

Opponent	Date	Pts	Reb	Ast
Boston University	11/14/2001	18	10	--

Jared Reiner (7)

Opponent	Date	Pts	Reb	Ast
Florida Atlantic	11/24/2002	15	14	--
Tennessee State	11/30/2002	10	14	--
at Ohio State	2/25/2003	16	10	--
at Indiana	3/1/2003	25	17	--
Northwestern	3/8/2003	20	12	--
Valparaiso	3/17/2003	11	10	--
UNC Asheville	11/23/2003	14	11	--

Guy Rucker (2)

Opponent	Date	Pts	Reb	Ast
North Texas	11/16/1997	10	11	--
vs. Puerto Rico	12/21/1997	10	10	--

Jess Settles (18)

Opponent	Date	Pts	Reb	Ast
Drake	11/30/1993	13	11	--
Dartmouth	12/20/1993	15	10	--
Cal-Irvine	12/29/1993	21	11	--
at Minnesota	3/5/1994	21	11	--
at Wisconsin	3/9/1994	29	14	--
Ohio State	3/12/1994	17	10	--
Ohio	12/3/1994	26	12	--
at Purdue	3/1/1995	13	11	--
Ohio	3/21/1995	11	10	--
Colgate	12/2/1995	10	12	--
at UNI	12/5/1995	20	15	--
Morehead State	12/23/1995	11	17	--
at Colorado	12/28/1995	20	10	--
Indiana	2/11/1996	10	11	--
at Illinois	2/24/1996	17	12	--
vs. George Washington	3/15/1996	21	15	--
vs. Arizona	3/17/1996	13	12	--
Illinois	1/7/1999	11	11	--

Sean Sondeleiter (1)

Opponent	Date	Pts	Reb	Ast
at Penn State	2/5/2003	18	11	--

Greg Stokes (23)

Opponent	Date	Pts	Reb	Ast
Navy	12/3/1982	16	11	--
Hawai'i	12/4/1982	22	10	--
Michigan State	1/5/1983	12	11	--
Indiana	1/29/1983	23	12	--
Purdue	2/10/1983	18	10	--
at Ohio State	2/19/1983	28	11	--
vs. Villanova	3/25/1983	22	11	--
Baylor	12/2/1983	23	12	--
Oregon State	12/3/1983	16	11	--
at Louisville	12/7/1983	16	14	--
Purdue	2/4/1984	11	11	--
Michigan	3/7/1984	14	13	--
Ark.-Little Rock	11/21/1984	18	10	--
Boston University	12/7/1984	20	10	--
Texas Tech	12/8/1984	22	11	--
Georgia State	12/12/1984	22	13	--
Illinois Wesleyan	12/15/1984	20	12	--
vs. Maryland	12/25/1984	29	10	--
Illinois	1/5/1985	24	11	--
at Michigan State	1/17/1985	27	11	--
at Indiana	1/31/1985	21	10	--
at Ohio State	2/2/1985	20	12	--
Ohio State	2/28/1985	29	11	--

Chris Street (17)

Opponent	Date	Pts	Reb	Ast
Chicago State	12/18/1990	11	12	--
Western Illinois	11/26/1991	13	12	--
Louisiana Tech	12/7/1991	14	14	--
at UNI	12/10/1991	16	10	--
at South Florida	12/28/1991	11	13	--
Michigan	1/9/1992	15	11	--
Illinois	1/15/1992	10	11	--
at Northwestern	1/22/1992	13	10	--
at Indiana	2/9/1992	12	16	--
at Illinois	2/23/1992	12	14	--
Mississippi Valley St	12/1/1992	17	12	--
Iowa State	12/12/1992	12	10	--
vs. Eastern Michigan	12/21/1992	21	16	--
vs. Southern Illinois	12/22/1992	20	10	--
Texas Southern	12/28/1992	13	16	--
C. Connecticut St	1/2/1993	12	13	--
Minnesota	1/13/1993	14	11	--

Harold Sullinger (2)

Opponent	Date	Pts	Reb	Ast
at Duquesne	12/9/1971	16	14	--
Northwestern	1/11/1972	14	15	--

Cyrus Tate (7)

Opponent	Date	Pts	Reb	Ast
Purdue	2/21/2007	11	10	--
at Michigan	1/19/2008	21	11	--
Northwestern	2/19/2008	18	11	--
vs. Michigan	3/13/2008	16	11	--
Oakland	11/23/2008	11	13	--
Indiana	1/3/2009	22	11	--
Penn State	3/7/2009	15	10	--

Ray Thompson (1)

Opponent	Date	Pts	Reb	Ast
Texas Southern	11/24/1989	26	10	--

Joe Toussaint (1)

Opponent	Date	Pts	Reb	Ast
Alabama State	11/18/2021	11	--	11

Anthony Tucker (1)

Opponent	Date	Pts	Reb	Ast
SE Missouri State	11/25/2008	14	10	--

Dom Uhl (1)

Opponent	Date	Pts	Reb	Ast
UMKC	12/5/2015	14	10	--

Jarrold Uthoff (7)

Opponent	Date	Pts	Reb	Ast
UMES	11/14/2013	11	11	--
Fairleigh Dickinson	12/9/2013	10	10	--
North Florida	12/22/2014	10	12	--
Michigan State	1/8/2015	12	10	--
at Michigan State	1/14/2016	15	10	--
at Illinois	2/7/2016	18	12	--
Minnesota	2/14/2016	25	15	--

Reggie Vaughn (1)

Opponent	Date	Pts	Reb	Ast
Minnesota-Duluth	12/30/1972	10	11	--

Glenn Vidnovic (4)

Opponent	Date	Pts	Reb	Ast
vs. Notre Dame	3/14/1969	24	11	--
at Ohio State	2/21/1970	20	10	--
Ohio State	3/3/1970	22	14	--
at Northwestern	3/7/1970	25	10	--

Steve Waite (10)

Opponent	Date	Pts	Reb	Ast
Drake	12/30/1977	13	11	--
at Ohio State	1/7/1978	13	11	--
at Michigan	2/25/1978	17	16	--
Ohio State	3/2/1978	16	14	--
Kent State	11/25/1978	13	10	--
Wichita State	11/28/1978	15	11	--
at Detroit	12/8/1979	10	15	--
Minnesota	1/26/1980	14	10	--
vs. VCU	3/6/1980	17	10	--
Iowa State	12/20/1980	12	14	--


Nate Washington (3)

Opponent	Date	Pts	Reb	Ast
Kentucky	12/14/1973	10	13	--
UW-Green Bay	12/29/1973	12	10	--
Minnesota	2/5/1974	13	13	--

Jay Webb (2)

Opponent	Date	Pts	Reb	Ast
Amer.-Puerto Rico	12/20/1992	12	12	--
vs. Eastern Michigan	12/21/1992	18	10	--

Aaron White (16)

Opponent	Date	Pts	Reb	Ast
Chicago State	11/11/2011	19	10	--
at Northwestern	2/9/2012	19	10	--
at Penn State	2/16/2012	16	10	--
Dayton	3/13/2012	25	11	--
Gardner-Webb	11/17/2012	13	10	--
at Virginia Tech	11/27/2012	21	10	--
at Nebraska	2/23/2013	15	13	--
Indiana State	3/20/2013	11	13	--
Omaha	11/10/2013	20	15	--
at Iowa State	12/13/2013	25	17	--
Northwestern	1/9/2014	18	10	--
Purdue	3/2/2014	15	10	--
vs. Syracuse	11/21/2014	15	12	--
at Nebraska	2/22/2015	18	11	--
at Penn State	2/28/2015	21	14	--
vs. Penn State	3/12/2015	21	13	--

Joe Wieskamp (4)

Opponent	Date	Pts	Reb	Ast
Pittsburgh	11/27/2018	18	11	--
vs. Penn State	1/4/2020	23	10	--
Maryland	1/10/2020	26	11	--
Wisconsin	1/27/2020	12	10	--
Indiana	1/21/2021	16	12	--
Ohio State	2/4/2021	17	10	--
Rutgers	2/10/2021	26	10	--
Penn State	2/21/2021	11	11	--

James Winters (4)

Opponent	Date	Pts	Reb	Ast
Drake	11/30/1993	16	11	--
Lehigh	12/3/1993	24	11	--
Duke	12/22/1993	22	10	--
Indiana	1/11/1994	14	10	--

Adam Woodbury (9)

Opponent	Date	Pts	Reb	Ast
North Dakota St.	11/17/2014	10	11	--
Ohio State	1/7/2015	13	10	--
vs. Notre Dame	11/27/2015	14	10	--
Florida State	12/2/2015	11	10	--
at Rutgers	1/21/2016	12	11	--
Purdue	1/24/2016	13	10	--
at Maryland	1/28/2016	11	10	--
at Illinois	2/7/2016	10	14	--
at Indiana	2/11/2016	13	15	--

Andre Woolridge (3)

Opponent	Date	Pts	Reb	Ast
Illinois	2/1/1995	18	--	10
vs. DePaul	3/15/1995	17	--	10
vs. Virginia	3/13/1997	17	--	10

Glen Worley (6)

Opponent	Date	Pts	Reb	Ast
Kansas State	12/22/2001	11	12	--
Michigan	2/23/2002	14	10	--
Penn State	2/15/2003	15	10	--
Indiana	2/19/2003	11	13	--
Wisconsin	2/22/2003	14	14	--
at Ohio State	2/18/2004	12	10	--

Gerry Wright (6)

Opponent	Date	Pts	Reb	Ast
Ark.-Little Rock	11/24/1984	23	11	--
Wisconsin	1/26/1985	19	10	--
vs. Ark.-Little Rock	11/25/1985	16	13	--
Michigan	2/14/1985	14	11	--
Northwestern	2/22/1986	11	11	--
at Ohio State	2/26/1986	17	14	--

20-20 Double-Doubles (7)
Since the 1954-55 season

Bill Logan at Michigan (25-23) in 1955
 Fred Haberecht vs. Wisconsin (29-20) in 1975
 Bruce King vs. Pittsburgh (42-20) in 1976
 Bruce King vs. Ohio State (31-21) in 1977
 Kevin Kunnert vs. Illinois (24-23) in 1972
 Keegan Murray vs. NC Central (27-21) in 2021
 Kris Murray vs. Georgia Tech (31-20) in 2022



Kevin Kunnert is Iowa's all-time leader in double-doubles with 48 (1971-73).



Career 1,000 Points and 500 Rebounds

Player	Points	Rebounds
1. Luka Garza (2018-21)	2,306	931
2. Roy Marble (1986-89)	2,116	668
3. Aaron White (2012-15)	1,859	901
4. Acie Earl (1990-93)	1,779	811
5. Greg Stokes (1982-85)	1,768	807
6. Jess Settles (1994-97, '99)	1,611	747
7. Don Nelson (1960-62)	1,522	784
8. Greg Brunner (2003-06)	1,516	990
9. Jeff Horner (2003-06)	1,502	563
10. Ed Horton (1986-89)	1,372	876
11. Bruce King (1975-77)	1,361	852
12. Tyler Cook (2017-19)	1,315	619
13. Jarrod Uthoff (2014-16)	1,298	579
14. Joe Wieskamp (2019-21)	1,283	566
15. Kenyon Murray (1993-96)	1,230	566
16. Kevin Boyle (1979-82)	1,189	674
17. Dave Gunther (1957-59)	1,188	690
18. Bill Logan (1954-56)	1,188	553
19. John Johnson (1969-70)	1,172	509
20. Kevin Kunenrt (1971-73)	1,145	914
21. Melsahn Basabe (2011-14)	1,119	752
22. Michael Payne (1982-85)	1,118	857
23. Ryan Bowen (1995-98)	1,090	804
24. Glen Worley (2001-04)	1,060	552
25. Reggie Evans (2001-02)	1,054	794
26. Carl Cain (1954-56)	1,054	501
27. Gerry Jones (1965-67)	1,039	665
28. George Peeples (1964-66)	1,025	654

1,000 Points and 100 Steals

Player	Points	Steals
1. Roy Marble (1986-89)	2,116	179
2. Aaron White (2012-15)	1,859	149
3. Acie Earl (1990-93)	1,779	111
4. Greg Stokes (1982-83)	1,768	110
5. B.J. Armstrong (1986-89)	1,705	171
6. Roy Devyn Marble (2011-14)	1,694	176
7. Matt Gatens (2009-12)	1,635	141
8. Jess Settles (1994-97, '99)	1,611	154
9. Adam Haluska (2005-07)	1,578	113
10. Dean Oliver (1998-2001)	1,561	205
11. Andre Woolridge (1995-97)	1,525	123
12. Jeff Horner (2003-06)	1,502	166
13. James Moses (1989-92)	1,343	139
14. Kenyon Murray (1993-96)	1,230	200
15. Val Barnes (1991-93)	1,181	119
16. Bob Hansen (1980-83)	1,145	100
17. Michael Payne (1982-85)	1,118	115
18. Ryan Bowen (1995-98)	1,090	208
19. Mike Gesell (2013-16)	1,072	160
20. Steve Carfino (1981-84)	1,037	178
21. Peter Jok (2014-17)	1,508	102
22. Jordan Bohannon (2017-22)	2,033	125

1,000 Points and 400 Assists

Player	Points	Assists
1. Jordan Bohannon (2017-22)	2,033	704
2. B.J. Armstrong (1986-89)	1,705	517
3. Ronnie Lester (1977-80)	1,675	480
4. Dean Oliver (1998-2001)	1,561	561
5. Andre Woolridge (1995-97)	1,525	575
6. Jeff Horner (2003-06)	1,502	612
7. Mike Gesell (2013-16)	1,072	557

1,000 Points and 100 Blocked Shots

Player	Points	Blocks
1. Luka Garza (2018-21)	2,306	154
2. Acie Earl (1990-93)	1,779	365
3. Greg Stokes (1982-85)	1,768	228
4. Greg Brunner (2003-06)	1,516	104
5. Jarrod Uthoff (2014-16)	1,298	177
6. Melsahn Basabe (2011-14)	1,119	148
7. Michael Payne (1982-85)	1,118	232
8. Ryan Bowen (1995-98)	1,090	124
9. Keegan Murray (2021-22)	1,046	107

Top Scoring Tandems in a Single Season

1,279	Roy Marble (675); Ed Horton (604)	1989
1,271	Roy Marble (675); B.J. Armstrong (596)	1989
1,217	Keegan Murray (822); Jordan Bohannon (395)	2022
1,207	Luka Garza (747); Joe Wieskamp (460)	2021
1,200	Ed Horton (604); B.J. Armstrong (596)	1989
1,178	John Johnson (699); Chad Calabria (479)	1970
1,175	Luka Garza (740); Joe Wieskamp (435)	2020
1,162	Keegan Murray (822); Kris Murray (340)	2022
1,158	Keegan Murray (822); Patrick McCaffery (336)	2022
1,138	Jarrod Uthoff (624); Peter Jok (514)	2016
1,132	John Johnson (699); Glenn Vidnovic (433)	1970
1,128	John Johnson (699); Fred Brown (429)	1970
1,125	Luke Recker (600); Reggie Evans (525)	2002
1,114	B.J. Armstrong (592); Roy Marble (522)	1988
1,106	Scott Thompson (567); Bruce King (539)	1976
1,098	Adam Haluska (637); Tyler Smith (461)	2007
1,075	Luka Garza (747); Jordan Bohannon (328)	2021
1,063	Scott Thompson (567); Dan Frost (496)	1976
1,051	Reggie Evans (529); Dean Oliver (522)	2001
1,050	Kris Murray (586); Filip Rebraca (464)	2023
1,042	Roy Devyn Marble (554); Aaron White (488)	2013
1,035	Bruce King (539); Dan Frost (496)	1976
1,034	B.J. Armstrong (592); Bill Jones (442)	1988
1,032	Roy Marble (675); Ray Thompson (357)	1989
1,029	B.J. Armstrong (592); Jeff Moe (437)	1988
1,024	Greg Stokes (548); Bob Hansen (476)	1983
1,014	Chris Kingsbury (553); Andre Woolridge (461)	1995

Most 500 Point Scorers in a Season

1989	Roy Marble (675); Ed Horton (604); B.J. Armstrong (596)
2016	Jarrod Uthoff (624); Peter Jok (514)

Most 400 Point Scorers in a Season

1970	4	John Johnson (699); Chad Calabria (479); Glenn Vidnovic (433); Fred Brown (429)
1988	4	B.J. Armstrong (592); Roy Marble (522); Bill Jones (442); Jeff Moe (437)
1989	3	Roy Marble (675); Ed Horton (604); B.J. Armstrong (596)
1976	3	Scott Thompson (567); Bruce King (539); Dan Frost (496)
1995	3	Chris Kingsbury (553); Andre Woolridge (461); Jess Settles (405)
2005	3	Greg Brunner (485); Adam Haluska (467); Jeff Horner (463)
1967	3	Sam Williams (549); Gerry Jones (448); Tom Chapman (402)
1987	3	Roy Marble (520); B.J. Armstrong (434); Kevin Gamble (418)
2006	3	Greg Brunner (481); Adam Haluska (474); Jeff Horner (407)
2018	3	Tyler Cook (506); Jordan Bohannon (445); Luka Garza (400)
1996	3	Jess Settles (484); Russ Millard (439); Andre Woolridge (419)
2019	3	Tyler Cook (478); Luka Garza (419); Jordan Bohannon (405)

Two 500 Point Seasons

1.	Roy Marble	1986-87 (520), 1987-88 (522), 1988-89 (675)
2.	Acie Earl	1990-91 (520), 1991-92 (586), 1992-93 (542)
3.	Luka Garza	2019-20 (740), 2020-21 (747)
4.	Greg Stokes	1982-83 (548), 1984-85 (638)
5.	B.J. Armstrong	1987-88 (592), 1988-89 (596)
6.	Devyn Marble	2012-13 (554), 2013-14 (550)
7.	Ronnie Lester	1977-78 (536), 1978-79 (524)
8.	Don Nelson	1960-61 (570), 1961-62 (571)
9.	Bruce King	1975-76 (539), 1976-77 (524)
10.	Sam Williams	1966-67 (544), 1967-68 (632)
11.	Reggie Evans	2000-01 (529), 2001-02 (525)

Three 500 Point Seasons

1.	Roy Marble	1986-87 (520), 1987-88 (522), 1988-89 (675)
2.	Acie Earl	1990-91 (520), 1991-92 (586), 1992-93 (542)

Three 400 Point Seasons

1.	Luka Garza	2017-18 (400), 2018-19 (419), 2019-20 (740), 2020-21 (747)
2.	Roy Marble	1986-87 (520), 1987-88 (522), 1988-89 (675)
3.	Aaron White	2012-13 (488), 2013-14 (424), 2014-15 (558)
4.	Acie Earl	1990-91 (520), 1991-92 (586), 1992-93 (542)
5.	Greg Stokes	1982-83 (548), 1983-84 (417), 1984-85 (638)
6.	B.J. Armstrong	1986-87 (434), 1987-88 (592), 1988-89 (596)
7.	Devyn Marble	2011-12 (402), 2012-13 (554), 2013-14 (550)
8.	Jess Settles	1993-94 (414), 1994-95 (405), 1995-96 (484)
9.	Adam Haluska	2004-05 (467), 2005-06 (474), 2006-07 (637)
10.	Andre Woolridge	1994-95 (461), 1995-96 (419), 1996-97 (645)



Four 400 Point Seasons

1. Luka Garza	2017-18 (400), 2018-19 (419), 2019-20 (740), 2020-21 (747)
---------------	--

Three 200 Rebound Seasons

1. Aaron White	2012-13 (234), 2013-14 (220), 2014-15 (248)
2. Luka Garza	2017-18 (211), 2019-20 (305), 2020-21 (271)
3. Don Nelson	1959-60 (241), 1960-61 (258), 1961-62 (285)
4. Greg Brunner	2003-04 (239), 2004-05 (275), 2005-06 (314)
5. Bruce King	1974-75 (228), 1975-76 (292), 1976-77 (332)
6. Kevin Kunnert	1970-71 (227), 1971-72 (353), 1972-73 (334)
7. Michael Payne	1981-82 (201), 1982-83 (233), 1984-85 (235)

Four 100 Assist Seasons

1. Jordan Bohannon	2016-17 (175), 2017-18 (178), 2018-19 (118), 2020-21 (135)
2. Dean Oliver	1997-98 (131), 1998-99 (136), 1999-00 (126), 2000-01 (168)
3. Jeff Horner	2002-03 (140), 2003-04 (123), 2004-05 (180), 2005-06 (169)
4. Connor McCaffery	2018-19 (102); 2019-20 (124); 2020-21 (112); 2022-23 (117)

Three 100 Assist Seasons

1. Jordan Bohannon	2016-17 (175), 2017-18 (178), 2018-19 (118), 2020-21 (135)
2. Dean Oliver	1997-98 (131), 1998-99 (136), 1999-00 (126), 2000-01 (168)
3. Jeff Horner	2002-03 (140), 2003-04 (123), 2004-05 (180), 2005-06 (169)
4. Connor McCaffery	2018-19 (102); 2019-20 (124); 2020-21 (112); 2022-23 (117)
5. B.J. Armstrong	1986-87 (148), 1987-88 (155), 1988-89 (173)
6. Roy Devyn Marble	2011-12 (126), 2012-13 (112), 2013-14 (118)
7. Andre Woolridge	1994-95 (190), 1995-96 (193), 1996-97 (192)
8. Mike Gesell	2013-14 (128), 2014-15 (135), 2015-16 (205)

Four 40 Steal Seasons

1. Kenyon Murray	1992-93 (45), 1993-94 (56), 1994-95 (58), 1995-96 (41)
------------------	--

Three 40 Steal Seasons

1. Kenyon Murray	1992-93 (45), 1993-94 (56), 1994-95 (58), 1995-96 (41)
2. Dean Oliver	1997-98 (42), 1998-99 (51), 1999-00 (62), 2000-01 (50)
3. B.J. Armstrong	1986-87 (50), 1987-88 (58), 1988-89 (55)
4. Roy Devyn Marble	2011-12 (53), 2012-13 (42), 2013-14 (60)
5. Jess Settles	1993-94 (40), 1994-95 (41), 1995-96 (48)
6. Jeff Horner	2002-03 (40), 2004-05 (47), 2005-06 (41)
7. Mike Gesell	2012-13 (40), 2013-14 (43), 2015-16 (44)

Four 40 Block Seasons

1. Acie Earl	1989-90 (50), 1990-91 (106), 1991-92 (121), 1992-93 (62)
--------------	--

Three 40 Block Seasons

1. Acie Earl	1981-82 (50), 1982-83 (78), 1983-84 (58), 1984-85 (62)
2. Greg Stokes	1982-83 (78), 1983-84 (58), 1984-85 (62)
3. Ereik Hansen	2003-04 (40), 2004-05 (83), 2005-06 (89)

500 Points and 300 Rebounds in a Season

Player, Season	Points	Rebounds
1. Keegan Murray, 2021-22	822	303
2. Luka Garza, 2019-20	740	305
3. Ed Horton, 1988-89	604	350
4. Bruce King, 1976-77	524	332
5. Reggie Evans, 2000-01	529	416
6. Reggie Evans, 2001-02	525	378

500 Points and 250 Rebounds in a Season

Player, Season	Points	Rebounds
1. Keegan Murray, 2021-22	822	303
2. Luka Garza, 2020-21	747	271
3. Luka Garza, 2019-20	740	305
4. Acie Earl, 1992-93	542	286
5. Greg Stokes, 1984-85	638	268
6. Don Nelson, 1960-61	570	258
7. Don Nelson, 1961-62	571	285
8. Ed Horton, 1988-89	604	350
9. Bruce King, 1975-76	539	292
10. Bruce King, 1976-77	524	332
11. Sam Williams, 1967-68	632	273
12. John Johnson, 1969-70	699	253
13. Reggie Evans, 2000-01	529	416
14. Reggie Evans, 2001-02	525	378

500 Points and 100 Assists in a Season

Player, Season	Points	Assists
1. B.J. Armstrong, 1987-88	592	155
2. B.J. Armstrong, 1988-89	550	118
3. Roy Devyn Marble, 2012-13	554	112
4. Roy Devyn Marble, 2012-13	550	118
5. Ronnie Lester, 1977-78	536	163
6. Ronnie Lester, 1977-78	524	147
7. Dean Oliver, 2000-01	522	168
8. Andre Woolridge, 1996-97	645	192

400 Points and 100 Assists in a Season

Player, Season	Points	Assists
1. B.J. Armstrong, 1986-87	434	148
2. B.J. Armstrong, 1987-88	592	155
3. B.J. Armstrong, 1988-89	550	118
4. Kenny Arnold, 1979-80	444	142
5. Jordan Bohannon, 2017-18	445	178
6. Jordan Bohannon, 2018-19	405	118
7. Jeff Horner, 2004-05	463	180
8. Jeff Horner, 2005-06	407	169
9. Roy Devyn Marble, 2011-12	402	126
10. Roy Devyn Marble, 2012-13	554	112
11. Roy Devyn Marble, 2012-13	550	118
12. Ronnie Lester, 1977-78	536	163
13. Ronnie Lester, 1977-78	524	147
14. Dean Oliver, 1999-2000	408	126
15. Dean Oliver, 2000-01	522	168
16. Andre Woolridge, 1994-95	461	190
17. Andre Woolridge, 1995-96	419	193
18. Andre Woolridge, 1996-97	645	192

500 Points and 50 Steals in a Season

Player, Season	Points	Steals
1. Roy Marble, 1987-88	522	59
2. B.J. Armstrong, 1987-88	592	58
3. B.J. Armstrong, 1988-89	596	55
4. Roy Devyn Marble, 2013-14	550	60
5. Dean Oliver, 2000-01	522	50
6. Reggie Evans, 2001-02	525	54

500 Points and 50 Blocks in a Season

Player, Season	Points	Blocks
1. Keegan Murray, 2021-22	822	68
2. Luka Garza, 2020-21	747	50
3. Luka Garza, 2019-20	740	55
4. Acie Earl, 1990-91	520	106
5. Acie Earl, 1991-92	586	121
6. Greg Stokes, 1982-83	548	78
7. Greg Stokes, 1984-85	638	62
8. Jarrod Uthoff, 2015-16	624	86



Points

Based on total points

Year	Player	No.	Avg
1939	Ben Stephens	215	13.4
1940	Vic Siegel	189	9.0
1941	Vic Siegel	194	9.7
1942	Tom Chapman	245	12.3
1943	Ben Trickey	229	13.5
1944	Dick Ives	327	18.2
1945	Dick Ives	217	12.1
1946	Dick Ives	187	10.4
1947	Murray Wier	272	15.1
1948	Murray Wier *	399	21.0
1949	Charlie Mason	146	7.8
1950	Frank Calsbeek	333	15.1
1951	Charles Darling	358	16.3
1952	Charles Darling *	561	25.5
1953	Deacon Davis	327	14.9
1954	Bill Logan	315	14.3
1955	Bill Logan	413	15.9
1956	Bill Logan	460	17.7
1957	Dave Gunther	271	12.3
1958	Dave Gunther	435	19.8
1959	Dave Gunther	482	21.9
1960	Don Nelson	380	15.8
1961	Don Nelson	570	23.7
1962	Don Nelson	572	23.8
1963	Dave Roach	289	12.0
1964	Dave Roach	367	15.9
1965	Chris Pervall	507	21.1
1966	Chris Pervall	458	19.1
1967	Sam Williams	544	22.6
1968	Sam Williams	632	25.3
1969	John Johnson	473	19.7
1970	John Johnson *	699	27.9
1971	Fred Brown	662	27.6
1972	Kevin Williams	469	19.5
1973	Kevin Kunnert	460	19.2
1974	Candy LaPrince	457	19.0
1975	Bruce King	298	11.5
1976	Scott Thompson	567	19.5
1977	Bruce King	524	21.0
1978	Ronnie Lester	536	19.9
1979	Ronnie Lester	524	18.7
1980	Kenny Arnold	444	13.5
1981	Vince Brookins	411	14.7
1982	Michael Payne	308	11.4
1983	Greg Stokes	548	17.7
1984	Greg Stokes	417	14.9
1985	Greg Stokes	638	19.9
1986	Roy Marble	399	12.5
1987	Roy Marble	520	14.9
1988	B.J. Armstrong	592	17.4
1989	Roy Marble	675	20.5
1990	Les Jepsen	417	14.9
1991	Acie Earl	520	16.3
1992	Acie Earl	586	19.5
1993	Acie Earl	542	16.9
1994	James Winters	414	18.0
	Jess Settles	414	15.3
1995	Chris Kingsbury	553	16.8
1996	Jess Settles	484	15.1
1997	Andre Woolridge *	645	20.2
1998	Ricky Davis	464	15.0
1999	Dean Oliver	357	11.9
2000	Dean Oliver	408	13.6
2001	Reggie Evans	529	15.1
2002	Luke Recker	600	17.1
2003	Chauncey Leslie	490	15.8
2004	Pierre Pierce	468	16.1
2005	Greg Brunner	485	14.7
2006	Greg Brunner	481	14.1
2007	Adam Haluska *	637	20.5
2008	Justin Johnson	378	11.8
2009	Jake Kelly	372	11.6
2010	Matt Gatens	385	12.3
2011	Matt Gatens	366	12.6
2012	Matt Gatens	518	15.2
2013	Roy Devyn Marble	554	15.0
2014	Roy Devyn Marble	560	17.0
2015	Aaron White	558	16.4
2016	Jarrod Uthoff	624	18.9
2017	Peter Jok	636	19.9
2018	Tyler Cook	506	15.3
2019	Tyler Cook	478	14.5
2020	Luka Garza *	740	23.9
2021	Luka Garza *	747	24.1
2022	Keegan Murray *	822	23.5
2023	Kris Murray	586	20.2

* -- Big Ten scoring leader

Rebounds

Based on total rebounds

Year	Player	No.	Avg
1951	Charles Darling	387	17.6
1952	not available		
1953	not available		
1954	not available		
1955	Bill Logan	285	11.0
1956	Bill Logan	268	10.3
1957	Dave Gunther	197	8.9
1958	Nolden Gentry	241	10.9
1959	Dave Gunther	243	12.1
1960	Don Nelson	241	10.0
1961	Don Nelson	258	10.8
1962	Don Nelson	285	11.9
1963	Dave Roach	162	6.8
1964	Dave Roach	162	7.0
1965	George Peeples	249	10.4
1966	George Peeples	260	10.8
1967	Gerry Jones	257	10.7
1968	Sam Williams	273	10.9
1969	John Johnson	256	10.7
1970	John Johnson	253	10.1
1971	Kevin Kunnert	227	9.4
1972	Kevin Kunnert	353	14.7
1973	Kevin Kunnert	334	13.9
1974	Neil Fegebank	162	6.8
1975	Bruce King	228	8.8
1976	Bruce King	292	10.1
1977	Bruce King	332	12.3
1978	Clay Hargrave	267	9.9
1979	William Mayfield	236	8.4
1980	Steve Kraficisin	211	6.4
1981	Steve Kraficisin	179	6.4
1982	Michael Payne	201	6.9
1983	Michael Payne	233	7.5
1984	Greg Stokes	193	6.9
1985	Greg Stokes	268	8.4
1986	Gerry Wright	204	6.6
1987	Brad Lohaus	268	7.7
1988	Kent Hill	222	6.5
1989	Ed Horton	350	10.6
1990	Les Jepsen	281	10.0
1991	Acie Earl	213	6.7
1992	Chris Street	247	8.2
1993	Acie Earl	286	8.9
1994	Jess Settles	203	7.5
1995	Jim Bartels	204	6.2
1996	Jess Settles	239	7.5
1997	Ryan Bowen	264	9.1
1998	Ryan Bowen	271	8.7
1999	Jess Settles	133	4.8
2000	Jacob Jaacks	220	7.3
2001	Reggie Evans *	416	11.9
2002	Reggie Evans	378	11.1
2003	Jared Reiner	231	8.3
2004	Greg Brunner	239	8.2
2005	Greg Brunner	275	8.3
2006	Greg Brunner	314	9.2
2007	Tyler Smith	153	4.9
2008	Cyrus Tate	166	5.4
2009	Cyrus Tate	131	5.7
2010	Aaron Fuller	172	6.2
2011	Melsahn Basabe	210	6.8
2012	Aaron White	180	5.7
2013	Aaron White	234	6.2
2014	Aaron White	220	6.7
2015	Aaron White	248	7.3
2016	Adam Woodbury	273	8.3
2017	Nicholas Baer	197	5.8
2018	Tyler Cook	224	6.8
2019	Tyler Cook	252	7.6
2020	Luka Garza	305	9.8
2021	Luka Garza	271	8.7
2022	Keegan Murray	303	8.7
2023	Kris Murray	230	7.9

Field Goal Percentage

Minimum of four att./game

Year	Player	FG%	FG-FGA
1947	Noble Jorgensen	.322	46-143
1948	Murray Wier	.354	152-429
1949	Franklin Calsbeek	.333	40-120
1950	Franklin Calsbeek	.341	127-372
1951	Charles Darling	.372	139-376
1952	Charles Darling	.417	204-489
1953	Chuck Jarnagin	.319	68-219
1954	Carl Cain	.427	106-248
1955	McKinley Davis	.479	92-192

1956	Bill Logan	.440	175-420
1957	Jim McConnell	.393	79-201
1958	Dave Gunther	.448	169-377
1959	Dave Gunther	.426	169-393
1960	Mike Heitman	.458	104-227
1961	Don Nelson	.522	197-377
1962	Don Nelson	.554	193-348
1963	Dave Roach	.455	117-257
1964	Dave Roach	.397	145-397
1965	George Peeples	.511	156-305
1966	George Peeples	.515	171-332
1967	Tom Chapman	.526	146-274
1968	Sam Williams	.461	219-475
1969	Ben McGilmer	.529	109-206
1970	John Johnson	.569	289-508
1971	Fred Brown	.501	268-535
1972	Kevin Kunnert	.516	180-349
1973	Kevin Kunnert	.545	198-363
1974	Neil Fegebank	.495	148-299
1975	Fred Haberecht	.469	97-209
1976	Dan Frost	.538	203-337
1977	Bruce King	.473	198-419
1978	Clay Hargrave	.520	117-225
1979	William Mayfield	.493	148-300
1980	Steve Kraficisin	.536	155-289
1981	Steve Kraficisin	.549	124-226
1982	Steve Carfino	.562	100-178
1983	Greg Stokes	.543	219-403
1984	Greg Stokes	.574	163-284
1985	Greg Stokes	.547	262-479
1986	Gerry Wright	.592	138-233
1987	Roy Marble	.557	199-357
1988	Kent Hill	.607	91-150
1989	Ray Thompson	.597	148-248
1990	Les Jepsen	.622	155-249
1991	Rodell Davis	.592	109-184
1992	Chris Street	.564	114-202
1993	Acie Earl	.505	203-402
1994	Jess Settles	.574	156-272
1995	Jim Bartels	.504	128-254
1996	Russ Millard	.609	151-248
1997	Ryan Bowen	.553	120-217
1998	Ryan Bowen	.603	164-272
1999	Joey Range	.525	85-162
2000	Jacob Jaacks	.468	123-263
2001	Duez Henderson	.514	75-146
2002	Reggie Evans	.496	169-341
2003	Jared Reiner	.541	92-170
2004	Greg Brunner	.549	123-224
2005	Greg Brunner	.512	175-342
2006	Erek Hansen	.581	93-160
2007	Seth Gorney	.575	77-134
2008	Cyrus Tate	.667	86-129
2009	Jeff Peterson	.450	81-180
2010	Jarryd Cole	.566	103-182
2011	Melsahn Basabe	.572	131-229
2012	Melsahn Basabe	.524	109-208
2013	Adam Woodbury	.488	81-166
2014	Aaron White	.584	143-245
2015	Aaron White	.521	171-328
2016	Adam Woodbury	.550	94-171
2017	Cordell Pems	.617	116-188
2018	Tyler Cook	.566	192-339
2019	Ryan Kriener	.539	76-141
2020	Ryan Kriener	.544	92-169
2021	Luka Garza	.553	281-508
2022	Keegan Murray	.554	307-554
2023	Filp Rebraca	.571	177-310

3-Pt. Field Goal Percentage

Minimum of one 3-pt. FGA per game

Year	Player	FG%	FG-FGA
1983	Steve Carfino	.454	30-66
1987	B.J. Armstrong	.519	28-54
1988	B.J. Armstrong	.453	62-137
1989	B.J. Armstrong	.397	46-116
1990	Troy Skinner	.267	16-60
1991	Troy Skinner	.472	42-89
1992	Troy Skinner	.360	18-50
1993	Wade Lookingbill	.377	20-53
1994	Jim Bartels	.374	49-131
1995	Jim Bartels	.413	59-143
1996	Jess Settles	.348	40-115
1997	Kent McCausland	.522	70-134
1998	J.R. Koch	.471	16-34
1999	Kent McCausland	.421	59-140
2000	Rob Griffin	.401	57-142
2001	Luke Recker	.431	47-109
2002	Ryan Hogan	.471	33-70



2003	Brody Boyd	.309	55-178
2004	Jeff Horner	.425	65-153
2005	Jeff Horner	.408	86-211
2006	Jeff Horner	.348	70-201
2007	Justin Johnson	.455	45-99
2008	Jake Kelly	.408	30-69
2009	Matt Gatens	.403	52-129
2010	Devan Bawinkel	.381	32-84
2011	Matt Gatens	.331	54-163
2012	Zach McCabe	.449	22-49
2013	Roy Devyn Marble	.327	49-150
2014	Jarrold Uthoff	.425	17-40
2015	Anthony Clemmons	.373	22-59
2016	Dom Uhl	.450	27-60
2017	Brady Ellingson	.471	32-68
2018	Jordan Bohannon	.430	96-223
2019	Joe Wieskamp	.424	59-139
2020	CJ Fredrick	.461	47-102
2021	CJ Fredrick	.474	36-76
2022	Keegan Murray	.398	66-166
2023	Patrick McCaffery	.343	35-102

Free Throw Percentage

Minimum of two att./game

Year	Player	FT%	FT-FTA
1939	Ben Stephens	.707	75-106
1940	Dick Evans	.758	25-33
1941	Vic Siegel	.750	60-80
1942	Tom Chapman	.726	69-95
1943	Tom Chapman	.766	46-60
1944	Dick Ives	.602	41-68
1945	Clayton Wilkinson	.632	43-68
1946	Murray Wier	.629	39-62
1947	Murray Wier	.667	62-93
1948	Leonard Metcalfe	.750	27-36
1949	Al Weiss	.637	37-58
1950	Bob Vollers	.633	33-57
1951	Charles Darling	.667	80-120
1952	Charles Darling	.702	153-218
1953	Herb Thompson	.666	78-117
1954	Bill Logan	.659	83-126
1955	Bill Seaberg	.788	82-104
1956	Bill Seaberg	.780	110-141
1957	Dave Gunther	.685	87-127
1958	Dave Gunther	.688	97-141
1959	Dave Gunther	.737	112-152
1960	Mike Heitman	.837	41-49
1961	Don Nelson	.656	176-268
1962	Don Nelson	.704	186-264
1963	Jimmy Rodgers	.800	92-115
1964	Jimmy Rodgers	.829	87-105
1965	Jimmy Rodgers	.845	93-110
1966	Chris Pervall	.751	130-173
1967	Tom Chapman	.870	114-131
1968	Sam Williams	.732	194-265
1969	Glenn Vidnovic	.862	163-189
1970	Glenn Vidnovic	.875	133-152
1971	Fred Brown	.829	126-152
1972	Rick Williams	.863	113-131
1973	Rick Williams	.851	63-74
1974	John Hairston	.702	40-57
1975	Larry Moore	.794	50-63
1976	Cal Wulfsberg	.818	63-77
1977	Dick Peth	.819	86-105
1978	Ronnie Lester	.746	132-177
1979	Ronnie Lester	.845	136-161
1980	Ronnie Lester	.800	80-100
1981	Vince Brookins	.798	75-94
1982	Kenny Arnold	.784	91-116
1983	Bob Hansen	.760	98-129
1984	Steve Carfino	.757	56-74
1985	Jeff Moe	.778	49-63
1986	Bill Jones	.802	65-81
1987	B.J. Armstrong	.794	100-126
1988	B.J. Armstrong	.849	124-146
1989	B.J. Armstrong	.833	160-192
1990	Troy Skinner	.841	53-63
1991	Troy Skinner	.845	98-116
1992	Val Barnes	.862	81-94
1993	Wade Lookingbill	.828	72-87
1994	Chris Kingsbury	.821	46-56
1995	Chris Kingsbury	.803	98-122
1996	Russ Millard	.799	115-144
1997	Andre Woolridge	.749	155-207
1998	Dean Oliver	.762	96-126
1999	Jess Settles	.783	54-69
2000	Kyle Galloway	.841	69-82
2001	Luke Recker	.856	77-90
2002	Luke Recker	.885	108-122

2003	Chauncey Leslie	.781	107-137
2004	Jeff Horner	.860	98-114
2005	Adam Haluska	.808	105-130
2006	Adam Haluska	.848	112-132
2007	Adam Haluska	.870	167-192
2008	Jeff Peterson	.733	44-60
2009	Matt Gatens	.904	75-83
2010	Matt Gatens	.832	84-101
2011	Matt Gatens	.874	76-87
2012	Matt Gatens	.854	111-130
2013	Roy Devyn Marble	.810	153-189
2014	Aaron White	.807	130-161
2015	Aaron White	.819	195-238
2016	Peter Jok	.852	92-108
2017	Peter Jok	.911	154-169
2018	Jordan Bohannon	.904	75-83
2019	Jordan Bohannon	.872	102-117
2020	Joe Wieskamp	.856	95-111
2021	Luka Garza	.709	141-199
2022	Jordan Bohannon	.889	80-90
2023	Patrick McCaffery	.771	54-70

Blocked Shots

(Based on total blocks)

Year	Player	No.	Avg
1980	Steve Kraficisin	23	0.6
1981	Steve Waite	16	0.6
1982	Greg Stokes	30	1.0
1983	Greg Stokes	79	2.5
1984	Greg Stokes	58	2.1
1985	Greg Stokes	62	1.9
1986	Gerry Wright	33	1.1
1987	Brad Lohaus	37	1.1
1988	Kent Hill	11	0.3
1989	Les Jepsen	28	0.9
1990	Acie Earl	50	2.3
1991	Acie Earl	106	3.3
1992	Acie Earl *	121	4.0
1993	Acie Earl	88	2.8
1994	James Winters	26	1.1
1995	Ryan Bowen	34	1.0
1996	Russ Millard	25	0.8
1997	Guy Rucker	39	1.2
1998	Ryan Bowen	41	1.3
1999	J.R. Koch	32	1.1
2000	Jacob Jaacks	13	0.4
2001	Reggie Evans	21	0.6
2002	Glen Worley	31	0.9
2003	Jared Reiner	34	1.2
	Glen Worley	34	1.1
2004	Erek Hansen	40	1.8
2005	Erek Hansen	83	2.6
2006	Erek Hansen	89	2.6
2007	Kurt Looby	53	1.7
2008	Kurt Looby	43	1.3
2009	Cyrus Tate	13	0.6
2010	Eric May	26	0.8
2011	Melsahn Basabe	41	1.3
2012	Melsahn Basabe	36	1.0
2013	Melsahn Basabe	45	1.2
2014	Gabriel Olaseni	43	1.3
2015	Jarrold Uthoff	56	1.6
2016	Jarrold Uthoff	86	2.6
2017	Nicholas Baer	48	1.4
2018	Luka Garza	32	0.9
2019	Nicholas Baer	36	1.0
2020	Luka Garza	55	1.8
2021	Luka Garza	50	1.6
2022	Keegan Murray	68	1.9
2023	Kris Murray	34	1.2

Steals (Based on total steals)

Year	Player	No.	Avg
1980	Kevin Boyle	58	1.7
1981	Kevin Boyle	38	1.4
1982	Steve Carfino	44	1.5
1983	Steve Carfino	54	1.7
1984	Steve Carfino	66	2.3
1985	Greg Stokes	48	1.5
1986	Andre Banks	66	2.1
1987	B.J. Armstrong	50	1.4
1988	Bill Jones	72	2.1
1989	B.J. Armstrong	59	1.8
1990	James Moses	43	1.5
1991	Kevin Smith	41	1.3
1992	James Moses	47	1.6
1993	Kenyon Murray	45	1.4
1994	Kenyon Murray	56	2.1

1995	Jim Bartels	70	2.1
1996	Mon'ter Glasper	50	1.6
1997	Ryan Bowen	55	1.9
1998	Ryan Bowen *	79	2.5
1999	Dean Oliver	51	1.7
2000	Dean Oliver	62	2.1
2001	Dean Oliver	50	1.4
2002	Luke Recker	56	1.6
2003	Chauncey Leslie	45	1.5
2004	Brody Boyd	68	2.3
2005	Jeff Horner	47	1.4
2006	Jeff Horner	41	1.4
2007	Tyler Smith	45	1.5
2008	Tony Freeman	22	1.0
2009	Jake Kelly	33	1.0
2010	Eric May	34	1.1
2011	Matt Gatens	38	1.3
2012	Roy Devyn Marble	53	1.5
2013	Mike Gesell	40	1.2
2014	Roy Devyn Marble	60	1.8
2015	Aaron White	45	1.3
2016	Mike Gesell	44	1.3
2017	Nicholas Baer	43	1.3
2018	Nicholas Baer	27	1.0
2019	Nicholas Baer	34	1.0
2020	Joe Toussaint	36	1.2
2021	Joe Wieskamp	29	0.9
2022	Joe Toussaint	51	1.4
2023	Tony Perkins	46	1.4

Assists (Based on total assists)

Year	Player	No.	Avg
1975	Larry Moore	70	2.7
1976	Cal Wulfsberg	191	9.0
1977	Cal Wulfsberg	110	4.1
1978	Ronnie Lester	163	6.1
1979	Ronnie Lester	147	5.3
1980	Kenny Arnold	142	4.3
1981	Kenny Arnold	110	3.9
1982	Kevin Boyle	101	3.5
1983	Steve Carfino	134	4.3
1984	Andre Banks	83	3.3
1985	Andre Banks	104	3.5
1986	Andre Banks	119	3.7
1987	B.J. Armstrong	148	4.2
1988	B.J. Armstrong	155	4.6
1989	B.J. Armstrong	173	5.4
1990	Troy Skinner	107	3.8
1991	Troy Skinner	109	3.4
1992	Kevin Smith	110	4.8
1993	Kevin Smith	110	3.9
1994	Mon'ter Glasper	140	5.2
1995	Andre Woolridge	190	5.8
1996	Andre Woolridge	193	6.0
1997	Andre Woolridge	192	6.0
1998	Dean Oliver	131	4.2
1999	Dean Oliver	136	4.5
2000	Dean Oliver	126	4.2
2001	Dean Oliver	168	4.8
2002	Pierre Pierce	114	3.2
2003	Jeff Horner	140	4.5
2004	Jeff Horner	123	4.2
2005	Jeff Horner	180	5.5
2006	Jeff Horner	169	5.6
2007	Tony Freeman	116	3.7
2008	Jeff Peterson	92	3.1
2009	Jeff Peterson	106	4.2
2010	Cully Payne	122	3.8
2011	Bryce Cartwright	182	5.9
2012	Bryce Cartwright	154	4.8
2013	Roy Devyn Marble	112	3.0
2014	Mike Gesell	128	3.9
2015	Mike Gesell	135	4.0
2016	Mike Gesell	205	6.2
2017	Jordan Bohannon	175	5.1
2018	Jordan Bohannon	178	5.4
2019	Jordan Bohannon	118	3.4
2020	Connor McCaffery	124	4.0
2021	Jordan Bohannon	135	4.4
2022	Joe Toussaint	114	3.2
2023	Connor McCaffery	117	3.6

Note: Players listed in boldface are current players.



Largest Iowa Basketball Crowds

Crowd	Date	Opponent	Site	Result
&28,114	March 16, 1991	Duke	Metrodome, Minneapolis, MN	Duke, 85-70
&27,444	March 14, 1986	N.C. State	Metrodome, Minneapolis, MN	N.C. State, 66-64
&27,284	March 17, 2005	Cincinnati	RCA Dome, Indianapolis, IN	Cincinnati, 76-64
&25,759	March 14, 1991	East Tennessee State	Metrodome, Minneapolis, MN	Iowa, 76-73
#23,697	March 12, 2005	Wisconsin	United Center, Chicago, IL	Wisconsin, 59-56
#23,418	March 10, 2001	Penn State	United Center, Chicago, IL	Iowa, 94-74
&23,229	March 25, 1988	Arizona	Kingdome, Seattle, WA	Arizona, 99-79
&23,229	March 22, 1987	UNLV	Kingdome, Seattle, WA	UNLV, 84-81
&22,914	March 20, 1987	Oklahoma	Kingdome, Seattle, WA	Iowa, 93-91
*22,797	Jan. 3, 1990	UNI	UNI-Dome, Cedar Falls, IA	UNI, 77-74
*22,508	Nov. 27, 1982	BYU	Marriott Activities Center, Provo, UT	Iowa, 91-80
#22,081	March 11, 2001	Indiana	United Center, Chicago, IL	Iowa, 63-61
#21,739	March 9, 2001	Ohio State	United Center, Chicago, IL	Iowa, 75-66
#21,711	March 6, 1998	Michigan	United Center, Chicago, IL	Michigan, 77-66
#21,517	March 11, 2005	Michigan State	United Center, Chicago, IL	Iowa, 71-69
*21,175	Jan. 7, 1989	North Carolina	Smith Center, Chapel Hill, NC	Iowa, 98-97
*20,844	Dec. 3, 2019	Syracuse	Carrier Dome, Syracuse, NY	Iowa, 68-54
#20,003	March 8, 2001	Northwestern	United Center, Chicago, IL	Iowa, 72-55
#19,627	March 10, 2000	Michigan State	United Center, Chicago, IL	Michigan State, 75-65
&19,641	March 22, 2019	Cincinnati	Nationwide Arena, Columbus, OH	Iowa, 79-72
&19,610	March 24, 2019	Tennessee	Nationwide Arena, Columbus, OH	Tennessee, 83-77 (OT)
*19,548	Nov. 12, 1999	Stanford	Madison Square Garden, New York, NY	Stanford, 72-58
*19,548	Nov. 11, 1999	Connecticut	Madison Square Garden, New York, NY	Iowa, 70-68
#19,269	March 5, 1999	Wisconsin	United Center, Chicago, IL	Wisconsin, 77-64
*19,213	Nov. 29, 2003	Louisville	Conseco Fieldhouse, Indianapolis, IN	Iowa, 70-69 (OT)
*19,200	Jan. 5, 2002	Ohio State	Schottenstein Center, Columbus, OH	OSU, 72-62
*19,100	Feb. 9, 2000	Ohio State	Schottenstein Center, Columbus, OH	Iowa, 67-64
#19,066	March 10, 2005	Purdue	United Center, Chicago, IL	Iowa, 71-52
*19,042	Dec. 10, 1991	UNI	UNI-Dome, Cedar Falls, IA	Iowa, 108-85

* - Regular season game

- Big Ten Tournament

& - NCAA Tournament

BEST ATTENDANCE YEARS

All Games

Year	Games	Attendance	Avg.	National Ranking
1990	28	428,799	15,314	19th
2014	33	504,108	15,276	---
2000	30	452,141	15,071	17th
2002	35	526,451	15,041	5th
1992	30	434,226	14,474	13th
2001	35	499,990	14,285	9th
1999	30	426,044	14,201	19th
1984	28	393,344	14,048	13th
2015	34	475,998	14,000	---
1991	32	446,586	13,956	10th
1994	27	374,614	13,875	---
1983	31	422,438	13,627	7th
1996	32	431,697	13,491	17th
1988	34	457,970	13,470	11th
1989	33	444,354	13,465	16th
2019	35	470,893	13,454	TBA
1995	33	441,931	13,392	9th
1985	32	425,347	13,292	8th
1987	35	459,827	13,138	8th
2004	29	380,509	13,121	---
1993	32	412,067	12,877	14th
1980	33	421,007	12,758	8th
2006	34	432,602	12,724	---
2003	31	393,417	12,691	---
2013	38	478,871	12,602	---
1982	29	363,355	12,529	11th
1997	32	399,114	12,472	---
1981	28	348,970	12,463	23rd
2012	33	410,659	12,444	---
1998	31	385,704	12,442	---
2020	31	384,159	12,392	---
2012	35	432,496	12,357	---
1986	32	392,260	12,258	15th
2005	33	401,804	12,176	---
2017	34	405,278	11,919	---
2007	31	362,462	11,692	---
2011	31	343,977	11,096	---
2018	33	363,907	11,027	---
2008	32	347,626	10,863	---
2010	32	347,370	10,855	---
2023	33	342,494	10,379	---

Home Games

Year	Games	Attendance	Avg.	National Ranking
1989	17	263,500	15,500	9th
2001	16	248,000	15,500	12th
1990	16	248,000	15,500	12th
1988	16	248,000	15,500	10th
1984	14	216,300	15,450	8th
1996	15	231,244	15,416	11th
1992	15	230,143	15,343	13th
1994	15	229,676	15,312	9th
1993	16	243,446	15,215	10th
2002	17	258,511	15,207	12th
1995	18	273,540	15,197	12th
2000	13	197,030	15,156	13th
1985	18	286,131	15,060	8th
1991	17	252,856	14,874	13th
1983	14	207,444	14,817	8th
1986	13	192,068	14,774	9th
1987	15	218,892	14,593	12th
2014	17	254,588	14,976	17th
1997	16	233,368	14,586	10th
1999	15	212,595	14,173	17th
2015	18	253,817	14,101	20th
1998	16	223,404	13,963	14th
2016	15	207,528	13,835	19th
2013	20	272,496	13,625	21st
1970	12	160,791	13,399	4th
1980	13	173,745	13,365	11th
1982	13	173,745	13,365	12th
1981	14	185,876	13,276	13th
2003	18	238,233	13,235	20th
2004	14	181,680	12,977	23rd
2017	20	250,959	12,547	23rd
2019	18	231,650	12,869	23rd
2023	17	210,305	12,371	24th
2020	16	197,713	12,357	27th
2007	16	195,139	12,196	26th
2022	18	217,895	12,105	27th
2018	15	180,391	12,026	28th
2006	17	204,102	12,006	25th
2005	16	190,413	11,901	22nd
2012	19	238,170	11,908	31st

Note: Iowa home games moved from Iowa Fieldhouse (13,365) to Carver-Hawkeye Arena (15,500) for the final 10 home games in 1983. Due to Carver-Hawkeye Arena renovations, the capacity dropped from 15,500 to 15,400 in 2012 and 15,400 to 15,056 in 2019. Due to COVID-19 pandemic, no attendance rankings kept for 2021.


Biggest Margins of Victory

Year	Score	Opponent	Margin
1945	101-23	Western Illinois	78
1944	103-31	Chicago	72
1946	91-26	South Dakota	65
2013	103-41	Abilene Christian	62
1946	87-25	Augustana	62
1902	66-4	Wilton	62
2010	111-50	SIUE	61
1966	111-50	Pepperdine	61
1903	68-7	Wilton	61
1985	99-39	Illinois Wesleyan	60
1998	96-37	Puerto Rico-Mayaguez	59
1906	70-12	Coe	58
1907	73-16	UNI	57
1973	101-44	Chicago State	57
1992	101-45	UMES	56
1993	85-29	UTRGV	56
1993	101-47	at American-Puerto Rico	54
2020	106-53	Northern Illinois	53
1986	101-48	Wisconsin	53
1949	78-26	Ithaca	52
1996	93-41	Western Illinois	52
1908	63-12	Cedar Rapids (YMCA)	51
1970	111-60	at Hawai'i	51
1945	87-37	South Dakota State	50
1916	55-6	Iowa Wesleyan	49
1985	89-40	Georgia State	49
2021	109-61	Western Michigan	48
1998	112-64	North Texas	48
1944	82-34	Western Illinois	48
1987	95-47	Delaware	48
1980	113-66	Colorado State	47
1995	126-79	Morgan State	47
2018	110-64	Savannah State	46
2013	109-63	UMES	46
1993	104-58	Central Connecticut State	46
1996	104-58	East Tennessee State	46
1998	105-60	Chicago State	45
1906	65-20	at Coe	45
1906	70-25	at UNI	45
1992	121-76	Centenary	45
2012	90-46	South Carolina State	44
2013	82-39	UNC Wilmington	43
2011	96-53	Chicago State	43
1944	63-20	Denver	43
1965	111-68	Michigan State	43
1980	86-43	Northern Illinois	43
1981	98-55	Detroit	43
1985	89-46	Morehead State	43
1996	110-67	Texas Southern	43
2019	93-51	Kennesaw State	42
2007	101-59	Georgia State	42
2002	101-59	Drake	42
1906	51-9	UNI	42
1962	88-46	Nevada	42
1978	107-65	Denver	42
2023	112-71	North Carolina A&T	41
2020	99-58	Western Illinois	41
2011	105-64	Central Arkansas	41
1905	50-9	Coe	41
1933	52-11	at Drake	41
1947	73-32	South Dakota State	41
1961	105-64	Arizona	41
1965	106-55	North Dakota	41
1981	112-71	Nevada-Reno	41
1909	49-9	UNI	40
1979	95-55	Illinois Wesleyan	40
1985	105-65	Wisconsin	40
1991	104-64	at Chaminade	40
1997	67-37	at Chaminade	40

Biggest Margins of Defeat

Year	Score	Opponent	Margin
1975	49-102	at Indiana	53
1990	71-118	at Indiana	47
1974	67-105	at Kansas State	38
1975	60-97	at Oregon State	37
1902	10-47	at Minnesota	37
2020	68-104	at Purdue	36
2017	89-54	at Northwestern	35
2010	53-88	at Minnesota	35
1975	54-89	at Kansas	35
1975	72-107	at Purdue	35
1974	54-89	at Indiana	35
1972	72-106	at UCLA	34
1914	13-47	at Chicago	34
2016	74-41	vs. Virginia	33
1990	85-118	at Illinois	33
2007	49-81	at Michigan State	32
1943	34-66	at Illinois	32
2015	50-82	at Wisconsin	32
2008	48-79	at Ohio State	31
1995	79-110	at Indiana	31
1990	96-127	at Michigan	31
1949	49-80	at Illinois	31
1905	17-48	at Minnesota	31

Iowa Streaks

All-game Wins:	18, 1986-87
All-game Home Wins:	24, 1946-47 to 1948-49
All games, in CHA:	21, 2004-05 to 2006-07
Most Home Wins, Season:	17 (17-0), 2005-06
All-game Road Wins:	8, 1955-56 season; 1969-70 season
Non-conference Wins:	33, 1944-45 to 1949-50
Non-conf. Home Wins:	77, 1942-43 to 1958-59
Non-conf. Away Wins:	9, 1979-80
Big Ten Wins:	14, 1969-70 season
Big Ten Home Wins:	14, 1980-81 to 1981-82
Big Ten Wins, CHA:	12, 2004-05 to 2006-07
Big Ten Away Wins:	7, 1955-56 season; 1969-70 season
Season-opener Wins:	31, 1978-79 to 2008-09
Home-opener Wins:	45, 1963-64 to 2008-09
Away-opener Wins:	8, 1930-31 to 1937-38
All-game Losses:	8, 1929-30 to 1930-31; 1973-74 season
All-game Home Losses:	6, 1929-30 to 1930-31
All-game Away Losses:	18, 2008-09 to 2009-10
Non-conference Losses:	8, 1929-30 to 1930-31
Non-conf. Home Losses:	5, 1929-30 to 1939-31
Non-conf. Away Losses:	6, 2007-08 to 2010-11
Big Ten Losses:	10, 1910-11 to 1912-13
Big Ten Home Losses:	5, 1910-11 to 1912-13
Big Ten Away Losses:	13, 1928-29 to 1931-32
Season-opener Losses:	2, 1930-31 to 1931-32, 1969-70 to 1970-71, 2009-10 to 2010-11
Home-opener Losses:	2, 1930-31 to 1931-32, 2009-10 to 2010-11
Away-opener Losses:	5, 1967-68 to 1971-72

Iowa's Longest Winning Streaks

Final Record			
Wins	Year	Overall	Big Ten
18	1986-87	30-5	14-4
17	1955-56	20-6	13-1
16	1969-70	20-5	14-0
12	1951-52	19-3	11-3
12	1943-44	14-4	9-3
11	1998-99	20-10	9-7
11	1992-93	23-9	11-7
11	1922-23	13-2	11-1



Points Per Game

1.	18.1	Dick Ives, 1943-44
2.	15.3	Jess Settles, 1993-94
3.	15.0	Ricky Davis, 1997-98
4.	14.9	Tyler Smith, 2006-07
5.	14.4	Dave Danner, 1943-44
6.	13.4	Ronnie Lester, 1976-77
7.	12.5	Roy Marble, 1985-86
8.	12.3	Tyler Cook, 2016-17
9.	12.1	Luka Garza, 2017-18
10.	11.9	Kevin Boyle, 1978-79

Total Points

1.	464	Ricky Davis, 1997-98
2.	461	Tyler Smith, 2006-07
3.	414	Jess Settles, 1993-94
4.	400	Luka Garza, 2017-18
5.	399	Roy Marble, 1985-86
6.	389	Aaron White, 2011-12
7.	388	Joe Wieskamp, 2018-19
8.	372	Jordan Bohannon, 2016-17
9.	363	Ronnie Lester, 1976-77
10.	357	Ray Thompson, 1988-89
11.	345	Matt Gatens, 2008-09

Field Goal Percentage (minimum 2 made/game)

1.	.617 (116-188)	Cordell Pems, 2016-17
2.	.597 (148-248)	Ray Thompson, 1988-89
3.	.574 (156-272)	Jess Settles, 1993-94
4.	.572 (131-229)	Melsahn Basabe, 2010-11
5.	.557 (146-262)	Luka Garza, 2017-18
6.	.554 (128-231)	Tyler Cook, 2016-17
7.	.526 (91-173)	Greg Brunner, 2002-03
8.	.525 (85-162)	Joey Range, 1998-99
9.	.523 (157-300)	Roy Marble, 1985-86
10.	.518 (146-282)	Guy Rucker, 1996-97

Free Throw Percentage (minimum 2 att./game)

1.	.904 (75-83)	Matt Gatens, 2008-09
2.	.789 (86-109)	Jess Settles, 1993-94
3.	.767 (56-73)	Jeff Horner, 2002-03
4.	.767 (79-103)	Joe Wieskamp, 2018-19
5.	.762 (96-126)	Dean Oliver, 1997-98
6.	.750 (72-96)	Kevin Boyle, 1978-79
7.	.727 (96-132)	Tyler Smith, 2006-07
8.	.722 (78-108)	Glen Worley, 2000-01
9.	.720 (85-118)	Roy Marble, 1985-86

3-Point Field Goal Percentage (1 att./game)*

1.	.461 (47-102)	CJ Fredrick, 2019-20
2.	.435 (30-69)	Jake Kelly, 2007-08
3.	.424 (59-139)	Joe Wieskamp, 2018-19
4.	.416 (89-214)	Jordan Bohannon, 2016-17
5.	.403 (52-129)	Matt Gatens, 2008-09
6.	.400 (14-35)	Josh Dix, 2022-23
7.	.396 (19-48)	Ryan Luehrsmann, 1996-97
8.	.384 (28-73)	Kyle Galloway, 1999-00
9.	.381 (16-42)	Jess Settles, 1993-94
10.	.373 (47-126)	Brody Boyd, 2000-01

3-Point Field Goals

1.	89 (89-214)	Jordan Bohannon, 2016-17
2.	59 (59-139)	Joe Wieskamp, 2018-19
3.	52 (52-129)	Matt Gatens, 2008-09
4.	47 (47-102)	CJ Fredrick, 2019-20
	47 (47-126)	Brody Boyd, 2000-01
6.	45 (45-121)	Josh Oglesby, 2011-12
7.	44 (44-137)	Chris Kingsbury, 1993-94
8.	34 (34-93)	Payton Sandfort, 2021-22
9.	30 (30-69)	Jake Kelly, 2007-08
10.	29 (29-81)	Isaiah Moss, 2016-17

Rebounds

1.	211	Luka Garza, 2017-18
2.	210	Melsahn Basabe, 2010-11
3.	203	Jess Settles, 1993-94
4.	201	Michael Payne, 1981-82
5.	199	Aaron White, 2011-12
6.	186	Kevin Boyle, 1978-79
7.	181	Adam Woodbury, 2012-13
	181	Guy Rucker, 1996-97
9.	172	Joe Wieskamp, 2018-19
10.	169	Cordell Pems, 2016-17
11.	162	Greg Brunner, 2002-03

Assists**

1.	175	Jordan Bohannon, 2016-17
2.	140	Jeff Horner, 2002-03
3.	131	Dean Oliver, 1997-98
4.	122	Cully Payne, 2009-10
5.	114	Pierre Pierce, 2001-02
6.	105	Anthony Clemmons, 2012-13
7.	111	Tyler Smith, 2006-07
8.	101	Kevin Smith, 1990-91
9.	98	Ronnie Lester, 1976-77
10.	92	Jeff Peterson, 2007-08

Steals***

1.	45	Tyler Smith, 2006-07
	45	Kenyon Murray, 1992-93
	45	Ray Thompson, 1988-89
4.	42	Dean Oliver, 1997-98
5.	41	Kevin Smith, 1990-91
6.	40	Mike Gesell, 2012-13
	40	Jeff Horner, 2002-03
	40	Joey Range, 1998-99
	40	Jess Settles, 1993-94

Blocked Shots***

1.	50	Acie Earl, 1989-90
2.	41	Melsahn Basabe, 2010-11
3.	39	Keegan Murray, 2020-21
	39	Guy Rucker, 1996-97
5.	34	Ryan Bowen, 1994-95
6.	32	Luka Garza, 2017-18
7.	30	Greg Stokes, 1981-82
8.	29	Adam Woodbury, 2012-13
9.	26	Eric May, 2009-10

* - 3-point field goals did not exist prior to 1986-87

** - Assists were not recorded prior to 1974-75

*** - Blocks and steals were not recorded prior to 1979-80

Note: Players listed in boldface are current players



Points Per Game

1.	23.5	Keegan Murray, 2021-22
2.	19.9	Ronnie Lester, 1977-78
3.	17.7	Greg Stokes, 1982-83
4.	16.8	Chris Kingsbury, 1995-96
5.	16.3	Acie Earl, 1990-91
6.	16.1	Pierre Pierce, 2003-04
7.	15.8	Don Nelson, 1959-60
8.	15.6	Jess Settles, 1994-95
9.	15.3	Tyler Cook, 2017-18
10.	14.9	Roy Marble, 1986-87
11.	14.3	Bill Logan, 1953-54
12.	14.2	Adam Haluska, 2004-05

Total Points

1.	822	Keegan Murray, 2021-22
2.	553	Chris Kingsbury, 1995-96
3.	548	Greg Stokes, 1982-83
4.	536	Ronnie Lester, 1977-78
5.	520	Roy Marble, 1986-87
6.	520	Acie Earl, 1990-91
7.	506	Tyler Cook, 2017-18
8.	488	Aaron White, 2012-13
9.	468	Pierre Pierce, 2003-04
10.	467	Adam Haluska, 2004-05
11.	461	Andre Woolridge, 1994-95
12.	445	Jordan Bohannon, 2017-18

Field Goal Percentage (minimum 2 made/game)

1.	.604 (55-91)	Ryan Bowen, 1995-96
2.	.566 (192-339)	Tyler Cook, 2017-18
3.	.564 (114-202)	Chris Street, 1991-92
4.	.557 (199-357)	Roy Marble, 1986-87
5.	.554 (307-554)	Keegan Murray, 2021-22
6.	.543 (219-403)	Greg Stokes, 1982-83
7.	.549 (123-224)	Greg Brunner, 2003-04
8.	.532 (84-158)	Jeff Moe, 1985-86
9.	.531 (156-294)	Luka Garza, 2018-19
10.	.524 (109-208)	Melsahn Basabe, 2011-12
11.	.522 (72-138)	Steve Waite, 1978-79
12.	.519 (153-295)	B.J. Armstrong, 1986-87

Free Throw Percentage (minimum 2 att./game)

1.	.904 (75-83)	Jordan Bohannon, 2017-18
2.	.860 (98-114)	Jeff Horner, 2003-04
3.	.856 (95-111)	Joe Wieskamp, 2019-20
4.	.849 (45-53)	Bob Hansen, 1980-81
5.	.841 (69-82)	Kyle Galloway, 1999-00
6.	.841 (53-63)	Troy Skinner, 1989-90
7.	.835 (66-79)	Jake Kelly, 2008-09
8.	.832 (84-101)	Matt Gatens, 2009-10
9.	.819 (86-105)	Dick Peth, 1976-77
10.	.809 (38-47)	Ben McGilmer, 1965-66
11.	.808 (105-130)	Adam Haluska, 2004-05
12.	.804 (86-107)	Luka Garza, 2018-19

3-Point Field Goal Percentage (1 att./game)*

1.	.522 (70-134)	Kent McCausland, 1996-97
2.	.474 (36-76)	CJ Fredrick, 2020-21
3.	.471 (32-68)	Brady Ellingson, 2016-17
4.	.450 (27-60)	Dom Uhl, 2015-16
5.	.449 (22-49)	Zach McCabe, 2011-12
6.	.430 (96-324)	Jordan Bohannon, 2017-18
7.	.425 (65-153)	Jeff Horner, 2003-04
8.	.420 (34-81)	Brody Boyd, 2001-02
9.	.409 (38-98)	Val Barnes, 1990-91
10.	.398 (66-166)	Keegan Murray, 2021-22
11.	.397 (46-116)	Nicholas Baer, 2016-17
12.	.397 (23-58)	Jeff Peterson, 2008-09

3-Point Field Goals

1.	117 (117-297)	Chris Kingsbury, 1994-95
2.	96 (96-223)	Jordan Bohannon, 2017-18
3.	70 (70-134)	Kent McCausland, 1996-97
4.	66 (66-166)	Keegan Murray, 2021-22
5.	65 (65-153)	Jeff Horner, 2003-04
6.	59-172 (.343)	Payton Sandfort, 2022-23
7.	58 (58-149)	Adam Haluska, 2004-05
8.	52 (52-150)	Joe Wieskamp, 2019-20
9.	46 (46-116)	Nicholas Baer, 2016-17
10.	43 (43-111)	Kris Murray, 2021-22

Rebounds

1.	303	Keegan Murray, 2021-22
2.	247	Chris Street, 1991-92
3.	241	Don Nelson, 1959-60
4.	239	Greg Brunner, 2003-04
5.	234	Aaron White, 2012-13
6.	234	Gerry Jones, 1964-65
7.	233	Michael Payne, 1982-83
8.	227	Kevin Kunnert, 1970-71
9.	224	Tyler Cook, 2017-18
10.	223	Greg Stokes, 1982-83
11.	197	Nicholas Baer, 2016-17
12.	197	Ed Hortgon, 1986-87
13.	197	Dave Gunther, 1956-57

Assists**

1.	190	Andre Woolridge, 1994-95
2.	178	Jordan Bohannon, 2017-18
3.	163	Ronnie Lester, 1977-78
4.	148	B.J. Armstrong, 1986-87
5.	142	Kenny Arnold, 1979-80
6.	140	Mon'ter Glasper, 1993-94
7.	136	Dean Oliver, 1998-99
8.	128	Mike Gesell, 2013-14
9.	126	Roy Devyn Marble, 2011-12
10.	123	Jeff Horner, 2003-04

Steals***

1.	56	Kenyon Murray, 1993-94
2.	53	Roy Devyn Marble, 2011-12
3.	51	Dean Oliver, 1998-99
4.	50	B.J. Armstrong, 1986-87
5.	48	Nicholas Baer, 2016-17
6.	45	Keegan Murray, 2021-22
7.	43	Mon'ter Glasper, 1993-94
8.	43	Mike Gesell, 2013-14
9.	43	James Moses, 1989-90
10.	42	Andre Woolridge, 1994-95
11.	41	Aaron White, 2012-13
12.	41	Ryan Luehrsmann, 1997-98
13.	41	Chris Kingsbury, 1994-95

Blocked Shots***

1.	106	Acie Earl, 1990-91
2.	79	Greg Stokes, 1982-83
3.	68	Keegan Murray, 2021-22
4.	43	Nicholas Baer, 2016-17
5.	40	Erek Hansen, 2003-04
6.	36	Melsahn Basabe, 2011-12
7.	32	Greg Brunner, 2003-04
8.	31	Kris Murray, 2021-22
9.	27	Glen Worley, 2001-02
10.	27	Aaron White, 2012-13
11.	25	Jared Reiner, 2001-02
12.	25	J.R. Koch, 1996-97

* - 3-point field goals did not exist prior to 1986-87

** - Assists were not recorded prior to 1974-75

*** - Blocks and steals were not recorded prior to 1979-80

Note: Players listed in boldface are current players



Points Per Game

1.	23.9	Luka Garza, 2019-20
2.	23.7	Don Nelson, 1960-61
3.	22.6	Sam Williams, 1966-67
4.	21.1	Chris Pervall, 1964-65
5.	20.2	Kris Murray, 2022-23
6.	19.8	Dave Gunther, 1957-58
7.	19.7	John Johnson, 1968-69
8.	19.5	Rick Williams, 1971-72
	19.5	Acie Earl, 1991-92
10.	18.7	Ronnie Lester, 1978-1979

Total Points

1.	740	Luka Garza, 2019-20
2.	592	B.J. Armstrong, 1987-88
3.	586	Kris Murray, 2022-23
	586	Acie Earl, 1991-92
5.	570	Don Nelson, 1960-61
6.	554	Roy Devyn Marble, 2012-13
7.	544	Sam Williams, 1966-67
8.	529	Reggie Evans, 2000-01
9.	524	Ronnie Lester, 1978-1979
10.	522	Roy Marble, 1987-88

Field Goal Percentage (minimum 2 made/game)

1.	.600 (75-125)	J.R. Koch, 1997-98
2.	.592 (138-233)	Gerry Wright, 1985-1986
3.	.592 (109-184)	Rodell Davis, 1990-91
4.	.584 (143-245)	Aaron White, 2013-14
5.	.574 (163-284)	Greg Stokes, 1983-1984
6.	.566 (103-182)	Jarryd Cole, 2009-10
7.	.564 (66-117)	Matt Bullard, 1988-89
8.	.564 (53-94)	Les Jepsen, 1988-89
9.	.554 (190-343)	Roy Marble, 1987-88
10.	.553 (120-217)	Ryan Bowen, 1996-97

Free Throw Percentage (minimum 2 att./game)

1.	.878 (65-74)	Ben McGilmer, 1968-69
2.	.874 (76-87)	Matt Gatens, 2010-11
3.	.872 (102-117)	Jordan Bohannon, 2018-19
4.	.863 (113-131)	Rick Williams, 1971-72
5.	.862 (81-94)	Val Barnes, 1991-92
	.862 (163-189)	Glenn Vidnovic, 1968-69
7.	.856 (77-90)	Luke Recker, 2000-01
8.	.852 (92-108)	Peter Jok, 2015-16
9.	.849 (124-146)	B.J. Armstrong, 1987-88
10.	.848 (112-132)	Adam Haluska, 2005-06
11.	.845 (136-161)	Ronnie Lester, 1978-79
	.845 (98-116)	Troy Skinner, 1990-91

3-Point Field Goal Percentage (1 att./game)*

1.	.471 (16-34)	J.R. Koch, 1997-98
2.	.462 (73-158)	Joe Wieskamp, 2020-21
3.	.460 (74-161)	Kent McCausland, 1997-98
4.	.455 (45-99)	Justin Johnson, 2006-07
5.	.453 (62-137)	B.J. Armstrong, 1987-88
6.	.441 (60-136)	Jeff Moe, 1986-87
7.	.431 (47-109)	Luke Recker, 2000-01
8.	.421 (48-114)	Isaiah Moss, 2018-19
9.	.408 (86-211)	Jeff Horner, 2004-05
10.	.403 (31-77)	Josh Oglesby, 2013-14

3-Point Field Goals

1.	86 (86-211)	Jeff Horner, 2004-05
2.	80 (80-199)	Peter Jok, 2015-16
3.	79 (79-206)	Jordan Bohannon, 2018-19
4.	74 (74-161)	Kent McCausland, 1997-98
5.	73 (73-158)	Joe Wieskamp, 2020-21
6.	66 (66-197)	Kris Murray, 2022-23
7.	65 (65-211)	Chris Kingsbury, 1995-96
8.	64 (64-185)	Adam Haluska, 2005-06
9.	62 (62-162)	Tony Freeman, 2007-08
	62 (62-137)	B.J. Armstrong, 1987-88

Rebounds

1.	416	Reggie Evans, 2000-01
2.	353	Kevin Kunnert, 1971-72
3.	305	Luka Garza, 2019-20
4.	292	Bruce King, 1975-76
5.	275	Greg Brunner, 2004-05
6.	264	Ryan Bowen, 1996-97
7.	258	Don Nelson, 1960-61
8.	256	John Johnson, 1968-69
9.	252	Tyler Cook, 2018-19
10.	249	George Peeples, 1964-65
11.	239	Jess Settles, 1995-96

Assists**

1.	193	Andre Woolridge, 1995-96
2.	182	Bryce Cartwright, 2010-11
3.	180	Jeff Horner, 2004-05
4.	155	B.J. Armstrong, 1987-88
5.	147	Ronnie Lester, 1978-79
6.	135	Mike Gesell, 2014-15
7.	134	Steve Carfino, 1982-1983
8.	126	Dean Oliver, 1999-00
9.	118	Jordan Bohannon, 2018-19
10.	114	Joe Toussaint, 2021-22
11.	112	Roy Devyn Marble, 2012-13
12.	112	Connor McCaffery, 2020-21
13.	110	Kevin Smith, 1992-93
	110	Kenny Arnold, 1980-1981

Steals***

1.	62	Dean Oliver, 1999-00
2.	61	B.J. Armstrong, 1987-88
3.	60	Roy Marble, 1987-88
4.	58	Kenyon Murray, 1994-95
5.	55	Ryan Bowen, 1996-97
6.	52	Jim Bartels, 1993-94
7.	51	Joe Toussaint, 2021-22
8.	49	Pierre Pierce, 2004-05
9.	48	Jess Settles, 1995-96
10.	47	Jeff Horner, 2004-05
11.	42	Roy Devyn Marble, 2012-13

Blocked Shots***

1.	121	Acie Earl, 1991-92
2.	83	Erek Hansen, 2004-05
3.	58	Greg Stokes, 1983-84
4.	56	Jarrod Uthoff, 2014-15
5.	55	Luka Garza, 2019-20
6.	53	Kurt Looby, 2006-07
7.	45	Melsahn Basabe, 2012-13
8.	43	Gabriel Olaseni, 2013-14
9.	34	Kris Murray, 2022-23
	34	Glen Worley, 2002-03
	34	Jared Reiner, 2002-03

* - 3-point field goals did not exist prior to 1986-87

** - Assists were not recorded prior to 1974-75

*** - Blocks and steals were not recorded prior to 1979-80

Note: Players listed in boldface are current players



Points Per Game

1.	27.9	John Johnson, 1969-70
2.	27.6	Fred Brown, 1970-71
3.	25.5	Chuck Darling, 1951-52
4.	25.3	Sam Williams, 1967-68
5.	24.1	Luka Garza, 2020-21
6.	21.9	Dave Gunther, 1958-59
7.	21.0	Bruce King, 1976-77
8.	20.5	Adam Haluska, 2006-07
	20.5	Roy Marble, 1988-89
10.	20.2	Andre Woolridge, 1996-97

Total Points

1.	747	Luka Garza, 2020-21
2.	699	John Johnson, 1969-70
3.	675	Roy Marble, 1988-89
4.	662	Fred Brown, 1970-71
5.	645	Andre Woolridge, 1996-97
6.	637	Peter Jok, 2016-17
	637	Adam Haluska, 2006-07
8.	632	Sam Williams, 1967-68
9.	624	Jarrod Uthoff, 2015-16
10.	604	Ed Horton, 1988-89
11.	600	Luke Recker, 2001-02

Field Goal Percentage (minimum 2 made/game)

1.	.622 (155-249)	Les Jepsen, 1989-90
2.	.609 (151-248)	Russ Millard, 1995-96
3.	.607 (91-150)	Kent Hill, 1987-88
4.	.603 (164-272)	Ryan Bowen, 1997-98
5.	.594 (63-106)	Michael Ingram, 1989-90
6.	.590 (184-312)	Bill Jones, 1987-88
7.	.581 (93-160)	Erik Hansen, 2005-06
8.	.571 (177-310)	Filip Rebraca, 2022-23 (5th yr)
9.	.563 (289-508)	John Johnson, 1969-70
10.	.568 (92-162)	Jarryd Cole, 2010-11

Free Throw Percentage (minimum 2 att./game)

1.	.911 (154-169)	Peter Jok, 2016-17
2.	.889 (80-90)	Jordan Bohannon, 2021-22 (6th yr)
3.	.885 (108-122)	Luke Recker, 2001-02
4.	.875 (133-152)	Glenn Vidnovic, 1969-70
5.	.870 (167-192)	Adam Haluska, 2006-07
	.870 (114-131)	Tom Chapman, 1966-67
7.	.854 (111-130)	Matt Gatens, 2011-12
8.	.851 (63-74)	Rick Williams, 1972-73
9.	.845 (93-110)	Jimmy Rodgers, 1964-65
10.	.840 (68-81)	Dick Peth, 1978-79
11.	.837 (41-49)	Mike Heitman, 1959-60

3-Point Field Goal Percentage (1 att./game)*

1.	.475 (29-61)	Michael Reaves, 1987-88
2.	.471 (33-70)	Ryan Hogan, 2001-02
3.	.440 (44-100)	Luka Garza, 2020-21
4.	.440 (22-50)	Russ Millard, 1995-96
5.	.421 (59-140)	Kent McCausland, 1998-99
6.	.413 (92-223)	Luke Recker, 2001-02
	.413 (59-143)	Jim Bartels, 1994-95
8.	.410 (75-183)	Matt Gatens, 2011-12
9.	.397 (46-116)	B.J. Armstrong, 1988-89
10.	.396 (21-53)	Roy Marble, 1988-89

3-Point Field Goals

1.	93 (93-269)	Justin Johnson, 2007-08
2.	92 (92-223)	Luke Recker, 2001-02
3.	91 (91-238)	Jordan Bohannon, 2021-22 (6th yr)
4.	90 (90-248)	Adam Haluska, 2006-07
5.	84 (64-221)	Peter Jok, 2016-17
6.	80 (80-205)	Jordan Bohannon, 2020-21
7.	75 (75-183)	Matt Gatens, 2011-12
8.	70 (70-201)	Jeff Horner, 2005-06
9.	71 (71-178)	Jeff Moe, 1987-88
10.	65 (65-211)	Chris Kingsbury, 1996
	65 (65-179)	Dean Oliver, 2000-01

Rebounds

1.	378	Reggie Evans, 2001-02
2.	350	Ed Horton, 1988-89
3.	334	Kevin Kunnert, 1972-73
4.	332	Bruce King, 1976-77
5.	314	Greg Brunner, 2005-06
6.	281	Les Jepsen, 1989-90
7.	276	Dan Frost, 1975-76
8.	273	Adam Woodbury, 2015-16
	273	Sam Williams, 1967-68
10.	271	Luka Garza, 2020-21
11.	268	Brad Lohaus, 1986-87
	268	Dave Gunther, 1958-59

Assists**

1.	205	Mike Gesell, 2015-16
2.	192	Andre Woolridge, 1996-97
3.	191	Cal Wulfsberg, 1975-76
4.	173	B.J. Armstrong, 1988-89
5.	169	Jeff Horner, 2005-06
6.	168	Dean Oliver, 2000-01
7.	154	Bryce Cartwright, 2011-12
8.	136	Vince Brookins, 1980-81
9.	135	Jordan Bohannon, 2020-21
10.	119	Andre Banks, 1985-86
11.	118	Roy Devyn Marble, 2013-14
12.	117	Connor McCaffery, 2022-23 (6th yr)

Steals***

1.	79	Ryan Bowen, 1997-98
2.	72	Bill Jones, 1987-88
3.	70	Jim Bartels, 1994-95
4.	68	Brody Boyd, 2003-04
5.	66	Andre Banks, 1985-86
	66	Steve Carfino, 1983-84
7.	60	Roy Devyn Marble, 2013-14
8.	59	B.J. Armstrong, 1988-89
9.	56	Luke Recker, 2001-02
10.	54	Reggie Evans, 2001-02

Blocked Shots***

1.	89	Erek Hansen, 2005-06
2.	86	Jarrod Uthoff, 2015-16
3.	88	Acie Earl, 1992-93
4.	54	Gabriel Olaseni, 2014-15
5.	50	Luka Garza, 2020-21
6.	43	Kurt Looby, 2007-08
7.	41	Ryan Bowen, 1997-98
8.	37	Brad Lohaus, 1986-87
9.	36	Nicholas Baer, 2018-19
10.	32	J.R. Koch, 1998-99
11.	31	Filip Rebraca, 2022-23 (5th yr)
	31	Les Jepsen, 1989-90

* - 3-point field goals did not exist prior to 1986-87

** - Assists were not recorded prior to 1974-75

*** - Blocks and steals were not recorded prior to 1979-80

Note: Players listed in boldface are current players



Iowa In Overtime

One Overtime.....Date	
Wisconsin 36, Iowa 30.....1916	
Illinois 40, Iowa 33.....1927	
Michigan 31, Iowa 29.....1927	
Pittsburgh 44, Iowa 40.....1928	
Minnesota 24, Iowa 22.....3/5/1932	
Iowa 39, Minnesota 33.....1/14/1935	
Michigan 31, Iowa 27.....2/3/1936	
Marquette 49, Iowa 43.....12/30/1939	
Iowa 63, Minnesota 61.....1/28/1946	
Iowa 57, Northwestern 54.....2/2/1948	
Iowa 47, TCU 46.....12/22/1948	
Iowa 70, Oregon 69.....12/30/1949	
Wisconsin 66, Iowa 62.....2/13/1950	
Iowa 81, Minnesota 79.....3/2/1953	
Iowa 86, Minnesota 82.....2/13/1954	
Iowa 83, Minnesota 73.....2/25/1956	
DePaul 73, Iowa 72.....12/28/1956	
Iowa 77, Oregon State 67.....12/21/1957	
Northwestern 82, Iowa 80.....1/13/1958	
Iowa 66, Northwestern 65.....2/9/1963	
Creighton 77, Iowa 72.....12/16/1963	
Minnesota 85, Iowa 84.....3/9/1965	
Wisconsin 96, Iowa 95.....2/18/1967	
Iowa 75, Indiana 74.....2/25/1967	
Iowa 90, Wisconsin 87.....3/7/1967	
Iowa 64, Tennessee 59.....12/28/1967	
Iowa 80, St. Louis 77.....12/30/1967	
Iowa 74, Ohio State 72.....1/13/1968	
Michigan 99, Iowa 92.....1/4/1969	
Iowa 84, Northwestern 80.....2/11/1969	
Cincinnati 73, Iowa 70.....12/17/1970	
Iowa 87, Illinois 84.....2/15/1972	
Iowa 65, Minnesota 62.....1/6/1973	
Iowa 94, Northwestern 83.....2/19/1973	
Iowa 74, Wisc.-Green Bay 67.....12/29/1973	
Michigan 86, Iowa 84.....1/26/1974	
Wisconsin 86, Iowa 85.....2/1/1975	
Northwestern 99, Iowa 92.....1/19/1976	
Iowa 84, Illinois 81.....1/15/1977	
Iowa 74, Ohio State 70.....2/14/1977	
Michigan State 83, Iowa 72.....1/20/1979	
Iowa 44, Michigan State 39.....2/7/1980	
Iowa 60, Minnesota 58.....2/12/1981	
Michigan State 71, Iowa 70.....3/5/1981	
Iowa 68, Marquette 65.....12/5/1981	
Iowa 69, Ohio State 65.....2/6/1982	
Idaho 69, Iowa 67.....3/14/1982	
Maryland 70, Iowa 68.....12/25/1984	
Iowa 59, Cornell (NY) 56.....12/27/1984	
Illinois 59, Iowa 53.....3/7/1985	
Iowa 108, Ark.-Little Rock 99.....11/25/1985	
Purdue 76, Iowa 73.....1/2/1986	
Iowa 90, N.C. State 89.....11/29/1986	
Iowa 91, Illinois 88.....1/14/1987	
Iowa State 102, Iowa 100.....12/19/1987	
Wisconsin 73, Iowa 69.....1/11/1990	
Iowa 78, Michigan 76.....1/20/1990	
Iowa 80, Indiana 79.....2/21/1991	
Michigan 80, Iowa 77.....1/9/1992	
Purdue 77, Iowa 69.....1/11/1992	
Illinois 77, Iowa 72.....2/23/1992	
Iowa 96, Michigan State 90.....1/28/1993	
Illinois 104, Iowa 97.....2/11/1995	
Iowa 101, Connecticut 95.....11/24/1995	
Penn State 95, Iowa 87.....2/3/1996	
Missouri 80, Iowa 79.....1/24/1998	
Iowa 78, Purdue 72.....2/21/2001	
Purdue 80, Iowa 77.....2/1/2003	
Indiana 91, Iowa 88.....3/1/2003	

Iowa 70, Louisville 69.....11/29/2003	
Illinois 73, Iowa 68.....1/20/2005	
Northwestern 75, Iowa 74.....1/26/2005	
Iowa 74, Michigan 72.....3/5/2005	
Northern Iowa 67, Iowa 63.....12/6/2005	
La.-Monroe 72, Iowa 67.....11/30/2007	
Iowa 73, Wisconsin 69.....1/21/2009	
Iowa 70, Michigan 60.....2/22/2009	
Michigan 80, Iowa 78.....2/16/2010	
Wisconsin 62, Iowa 59.....2/9/2011	
Michigan 75, Iowa 72.....2/19/2011	
Purdue 65, Iowa 62.....1/27/2013	
Iowa 77, Xavier 74.....11/28/2013	
Villanova 88, Iowa 83.....11/30/2013	
Michigan State 71, Iowa 69.....1/28/2014	
Tennessee 78, Iowa 65.....3/19/2014	
Northwestern 66, Iowa 61.....2/15/2015	
Iowa 81, Penn State 77.....2/28/2015	
Iowa 78, Florida State 75.....12/2/2015	
Iowa 72, Temple 70.....3/18/2016	
Iowa 86, Michigan 83.....1/1/2017	
Iowa 96, Indiana 90.....2/21/2017	
TCU 94, Iowa 92.....3/17/2017	
Iowa 104, Illinois 97.....1/11/2018	
Michigan 77, Iowa 71.....3/1/2018	
Iowa 76, Indiana 70.....2/22/2019	
Nebraska 93, Iowa 91.....3/10/2019	
Tennessee 83, Iowa 77.....3/24/2019	
Minnesota 102, Iowa 95.....12/25/20	
Wisconsin 78, Iowa 75.....12/11/22	
Iowa 93, Michigan 84.....1/12/23	
Iowa 112, Michigan State 106.....2/25/23	

Two Overtimes.....Date	
Purdue 19, Iowa 17.....1917	
Purdue 52, Iowa 49.....2/24/1941	
Wyoming 94, Iowa 87.....12/29/1967	
Iowa 65, Northwestern 58.....3/3/1975	
Iowa 94, Wisconsin 93.....3/5/1977	
Iowa 87, Pennsylvania 84.....12/29/1978	
Ohio State 89, Iowa 83.....1/27/1983	
Iowa State 76, Iowa 72.....1/14/1984	
Illinois 54, Iowa 52.....2/2/1984	
Michigan 108, Iowa 107.....2/9/1989	
N.C. State 102, Iowa 96.....3/19/1989	
Michigan 83, Iowa 82.....1/11/1995	
Iowa 83, Drake 76.....12/28/1999	
Iowa 99, Missouri 94.....12/16/2000	
Iowa 84, Indiana 82.....2/7/2004	
Iowa 75, Penn State 67.....3/7/2009	
Wisconsin 74, Iowa 70.....2/6/2013	
Nebraska 93, Iowa 90.....1/5/2017	
Minnesota 101, Iowa 90.....2/8/2017	
Penn State 90, Iowa 86.....1/31/2022	

Three Overtimes.....Date	
Iowa 112, Purdue 111.....2/11/1974	
San Jose State 105, Iowa 103.....12/21/1974	
Minnesota 57, Iowa 55.....2/27/1982	
Michigan 69, Iowa 67.....1/19/1985	
Minnesota 107, Iowa 96.....3/5/1994	
Iowa 76, Minnesota 72.....1/18/2006	

Four Overtimes.....Date	
Iowa 83, California 80.....12/28/1960	

Overtime Totals

Iowa in one overtime:.....49-52	
Iowa in two overtimes:.....7-13	
Iowa in three overtimes:.....2-4	
Iowa in four overtimes:.....1-0	
Total:.....59-69	

Iowa Over The Century Mark (110-6)

Iowa	Opp.	Date
126 Oral Roberts	94	12/30/87
126 Morgan State	79	11/25/94
124 California-Irvine	88	12/5/87
121 Notre Dame	106	3/14/70
121 Centenary	76	1/4/92
119 Wisconsin	100	2/10/70
116 Savannah State	84	11/13/16
116 UW-Milwaukee	80	12/7/68
116 Northwestern	97	2/24/70
116 Northwestern	77	2/9/95
115 Northwestern	101	3/7/70
114 Butler	92	12/27/91
113 Ohio State	92	3/3/70
113 Colorado State	66	12/3/79
112 Purdue	111 (3OT)	2/11/74
112 Drake	73	12/23/78
112 Nevada-Reno	71	12/9/80
112 North Texas	64	11/16/98
112 Northwestern	76	3/10/22
112 North Carolina A&T	71	11/11/22
112 Michigan State	106	2/25/23
111 SIUE	50	11/26/10
111 Michigan State	68	1/16/65
111 Pepperdine	50	12/2/65
111 Hawai'i	60	12/30/69
111 Augustana (IL)	81	11/29/75
111 Kent State	76	11/25/78
111 George Mason	82	12/1/84
110 UTRGV	64	12/21/87
110 Texas Southern	67	12/16/95
110 Savannah State	64	12/22/18
110 Maryland	87	2/10/22
109 UMES	63	11/14/13
109 Lafayette	68	1/11/88
109 Brown	61	12/2/88
109 Western Michigan	61	11/22/21
108 Purdue	107	2/28/70
108 Ark.-Little Rock	99 (OT)	11/25/85
108 UNI	85	12/10/91
108 Alabama State	82	11/18/21
107 UNC-Asheville	80	11/23/03
107 Detroit	73	2/5/66
107 Michigan	99	1/6/70
107 Denver	65	12/17/77
107 Minnesota	86	2/20/88
107 Michigan	108 (2OT)	2/9/89
106 North Dakota	65	12/21/64
106 Northern Illinois	53	12/13/20
106 Longwood	73	11/9/21
106 SE Missouri State	75	12/17/22
105 Central Arkansas	64	12/19/11
105 Arizona	64	12/19/60
105 Cincinnati	114	12/18/69
105 Wisconsin	65	1/26/85
105 California-Irvine	103	12/29/86
105 Chicago State	60	11/14/98
105 Alabama State	78	11/21/18
105 Iowa State	77	12/11/20
104 Indiana	89	2/7/70
104 Rider	71	12/22/86
104 Wisconsin	89	1/25/88
104 UNLV	86	3/20/88
104 Chaminade	64	12/30/90
104 Central Conn. State	58	1/2/93
104 Lehigh	77	12/3/93
104 Dartmouth	65	12/20/93
104 East Tennessee State	58	12/1/95
104 Illinois	97	1/11/18
103 Coppin State	68	11/15/15



103	Abilene Christian	41	11/17/13
103	Chicago	31	2/5/44
103	Creighton	77	12/8/65
103	Michigan State	77	2/14/70
103	Jacksonville	104	3/12/70
103	San Jose State	105 (3OT)	12/21/74
103	Pittsburgh	80	12/30/76
103	Northeastern	80	11/30/86
103	Loyola-Marymount	80	12/6/86
103	Northwestern	76	3/5/87
103	Michigan	120	2/3/88
103	Michigan State	87	3/3/88
103	Wisconsin	70	3/10/88
103	Eastern Michigan	66	12/21/92
103	Drake	68	11/29/94
103	Southern University	76	11/27/20
102	Michigan State	98	2/26/72
102	Dartmouth	87	1/23/88
102	Florida State	98	3/18/88
102	Georgia	76	12/3/88
102	Central Florida	68	12/14/88
102	Northwestern	84	2/2/89
102	Long Island	72	12/17/94
102	Nebraska	64	3/4/21
101	Western Illinois	23	12/9/44
101	Purdue	85	2/20/65
101	Drake	78	12/22/69
101	Chicago State	44	12/1/72
101	Wisconsin	48	2/20/86
101	Indiana	88	1/22/87
101	Michigan State	72	2/6/88
101	UMES	45	11/23/91
101	American-Puerto Rico	47	12/20/92
101	Long Beach State	79	12/4/93
101	Connecticut (OT)	95	11/24/95
101	Long Island	69	11/29/98
101	Drake	59	12/12/01
101	Georgia State	59	12/20/06
100	Creighton	73	12/21/68
100	Indiana	93	1/31/70
100	Wisconsin	76	2/17/73
100	Bradley	96	12/8/75
100	Kansas	81	11/28/87

100	Iowa State	102 (OT)	12/19/87
100	Miss. Valley State	69	12/1/92
100	Colorado	85	12/28/95
100	Neb.-Omaha	64	11/21/22

Opponents 100 Point Games (7-47)

Minnesota	102, Iowa 81	2/25/19/57
Illinois	103, Iowa 97	1/12/1959
Michigan State	107, Iowa 82	2/15/1964
Michigan State	107, Iowa 89	2/22/1964
Michigan	103, Iowa 88	2/28/1966
Illinois	106, Iowa 90	3/5/1966
Cincinnati	114, Iowa 105	12/18/1969
Wisconsin	100, Iowa 119	2/10/1970
Purdue	107, Iowa 108	2/28/1970
Northwestern	101, Iowa 115	3/7/1970
Jacksonville	104, Iowa 103	3/12/1970
Notre Dame	106, Iowa 121	3/14/1970
Indiana	104, Iowa 88	3/6/1971
Purdue	110, Iowa 84	3/13/1971
UCLA	106, Iowa 72	12/4/1971
Michigan State	100, Iowa 91	2/12/1972
Kansas State	105, Iowa 67	12/11/1973
Wisconsin	113, Iowa 87	2/9/1974
Purdue	111, Iowa 112 (3OT)	2/11/1974
San Jose St	105, Iowa 103 (3OT)	12/21/1974
Indiana	102, Iowa 49	1/11/1975
Purdue	107, Iowa 72	2/3/1975
Michigan State	105, Iowa 88	1/5/1976
Michigan	104, Iowa 95	1/31/1976
Indiana	101, Iowa 81	2/23/1976
Cal-Irvine	103, Iowa 105	12/29/1986
Michigan	100, Iowa 92	1/31/1987
Iowa State	102, Iowa 100 (OT)	12/19/1987
Michigan	120, Iowa 103	2/3/1988
Indiana	116, Iowa 89	3/12/1988
Cal-Riverside	110, Iowa 92	12/25/1988
Ohio State	102, Iowa 91	1/19/1989
Indiana	104, Iowa 89	1/30/1989
Michigan	108, Iowa 107 (2OT)	2/9/1989
Michigan	119, Iowa 96	3/4/1989
Illinois	118, Iowa 94	3/8/1989

N.C. State	102, Iowa 96 (2OT)	3/19/1989
Indiana	118, Iowa 71	2/17/1990
Minnesota	102, Iowa 80	2/24/1990
Illinois	118, Iowa 85	3/4/1990
Michigan	127, Iowa 96	3/10/1990
Illinois	105, Iowa 90	1/19/1994
Minnesota	107, Iowa 96 (3OT)	3/5/1994
Arkansas	101, Iowa 92	12/30/1994
Illinois	104, Iowa 95 (OT)	2/11/1995
Indiana	110, Iowa 79	3/12/1995
Georgia	100, Iowa 93	3/11/1998
North Carolina	106, Iowa 92	11/24/2004
Indiana	103, Iowa 89	1/29/2012
Oregon	108, Iowa 97	3/18/2012
Memphis	100, Iowa 92	11/26/2016
Minnesota	101, Iowa 90 (2OT)	2/8/2017
Minnesota	102, Iowa 95 (OT)	12/25/20
Michigan State	106, Iowa 112 (OT)	2/25/23

Iowa's Record By Decade

Years	Record	PCT.
1902-1910	71-41	.634
1911-1920	83-78	.516
1921-1930	86-83	.509
1931-1940	96-95	.503
1941-1950	128-63	.670
1951-1960	147-83	.639
1961-1970	143-98	.593
1971-1980	145-121	.545
1981-1990	207-103	.668
1991-2000	194-115	.628
2000-2009	171-130	.568
2010-2019	189-152	.554
2020-	77-41	.653
Totals	1,737-1,204	.591

TOP SCORING AVERAGES (MINIMUM TWO YEARS)

Player, Years	Games	Average	Points	Career High
Sam Williams, 1967-68	49	24.0	1,176	39 vs. Northwestern, 1967
John Johnson, 1969-70	49	23.9	1,172	49 vs. Northwestern, 1970
Fred Brown, 1970-71	48	22.7	1,091	37 vs. Purdue, 1971
Don Nelson, 1960-62	72	21.2	1,522	39 vs. Wisconsin, 1962
Luka Garza, 2018-21	127	18.2	2,306	44 at Michigan, 2019
Dave Gunther, 1957-59	66	18.0	1,188	37 vs. Ohio State, 1959
Luke Recker, 2001-02	53	17.5	926	31 at Missouri, 2001
Charles Darling, 1950-52	63	17.4	1,094	34, twice
Bruce King, 1975-77	80	17.0	1,361	42 vs. Pittsburgh, 1977
Ronnie Lester, 1977-80	99	16.9	1,675	31, twice
Gerry Jones, 1965-67	64	16.2	1,039	32 vs. Minnesota, 1966
Adam Haluska, 2005-07	98	16.1	1,578	36 vs. Georgia State, 2006
Dan Frost, 1975-76	49	16.1	790	29 vs. Bradley, 1976
Bill Logan, 1954-56	74	16.1	1,188	36 vs. Temple, 1956
Glenn Vidnovic, 1968-70	59	16.1	949	31 vs. Indiana, 1970
Kevin Kunnert, 1971-73	72	15.9	1,145	34 vs. Indiana, 1972
Keegan Murray, 2021-22	66	15.8	1,046	37 vs. Nebraska, 2022
Roy Marble, 1986-89	134	15.8	2,116	37 vs. Illinois, 1989
Chad Calabria, 1968-70	74	15.8	1,168	31 vs. Notre Dame, 1970
Andre Woolridge, 1995-97	97	15.7	1,526	34 vs. Northwestern, 1997
Reggie Evans, 2001-02	69	15.3	1,054	30, twice
Acie Earl, 1990-93	116	15.3	1,779	36 vs. Wisconsin, 1993
George Peeples, 1964-66	68	15.1	1,025	32 vs. Purdue, 1965



IOWA'S NCAA TOURNAMENT RECORDS

Individual

Points	36, Bill Logan vs. Temple, 3/22/1956
	36, Luka Garza vs. Oregon, 3/22/2021
FG	15, Chad Calabria vs. Notre Dame, 3/14/1970
FGA	31, John Johnson vs. Notre Dame, 3/14/1970
3-pt. FG	6, Dean Oliver vs. Kentucky, 3/17/2001
	6, B.J. Armstrong vs. Rutgers, 3/17/1989
3-pt. FGA	9, Adam Haluska vs. Northwestern State, 3/17/2006
	9, Dean Oliver vs. Kentucky, 3/17/2001
	9, Kent McCausland vs. Arkansas, 3/13/1999
	9, B.J. Armstrong vs. Rutgers, 3/17/1989
FT	16, B.J. Armstrong vs. Florida State, 3/18/1988
FTA	20, B.J. Armstrong vs. Florida State, 3/18/1988
Rebounds	18, Bill Schoof vs. Temple, 3/22/1956
Assists	10, Andre Woolridge vs. Virginia, 3/13/1997
	10, B.J. Armstrong vs. Oklahoma, 3/20/1987
Blocks	8, Acie Earl vs. Duke, 3/21/1992
Steals	5, Chris Street vs. East Tennessee State, 3/14/1991
	5, Steve Carfino vs. Utah State, 3/17/1983

Team

Points	121 vs. Notre Dame, 3/14/1970
Pts/Half	75 vs. Notre Dame, 3/14/1970
FG	52 vs. Notre Dame, 3/14/1970
FGA	100 vs. Morehead State, 3/16/1956
FG%	63.5% vs. Rutgers (33-of-52), 3/17/1989
3-pt. FG	12 vs. UAB, 3/11/1999
3-pt. FGA	23 vs. UAB, 3/11/1999
3-pt. FG%	70% vs. East Tennessee State (7-of-10), 3/14/1991
FT	35 vs. Morehead State, 3/16/1956
FTA	52 vs. Morehead State, 3/16/1956
FT%	95.2% vs. N.C. State (20-of-21), 3/19/1989
Rebounds	60 vs. Morehead State, 3/16/1956
Assists	25 vs. VCU, 3/6/1980
Blocks	10 vs. Duke, 3/21/1992
Steals	13 vs. Santa Clara, 3/13/87

IOWA'S NIT RECORDS

(Includes preseason and postseason NIT)

Individual

Points	31, Roy Devyn Marble at Oregon, 3/18/2012
FG	11, Ryan Bowen vs. Georgia, 3/11/1998
FGA	21, Ricky Davis vs. Georgia, 3/11/1998
3-pt. FG	7, Jordan Bohannon vs. TCU, 3/19/2017
	7, Roy Devyn Marble at Oregon, 3/18/2012
3-pt. FGA	13, Chris Kingsbury vs. Ohio Univ., 3/21/1995
FT	13, Chauncey Leslie vs. Georgia Tech, 3/24/2003
FTA	15, Chauncey Leslie vs. Georgia Tech, 3/24/2003
Rebounds	13, Aaron White vs. Indiana State, 3/20/2013
Assists	13, Jordan Bohannon vs. TCU, 3/19/2017
Blocks	4, Ryan Bowen vs. Penn State, 3/23/1995
Steals	5, Jim Bartels vs. DePaul, 3/15/1995

Team

Points	97 at Oregon, 3/18/2012
Pts/Half	51 at Oregon, 3/18/2012
FG	37 at Oregon, 3/18/2012
FGA	74 vs. Georgia, 3/11/1998
FG%	56.9% vs. Dayton, 3/13/2012
3-pt. FG	16 vs. TCU, 3/19/2017
3-pt. FGA	30 vs. TCU, 3/19/2017
3-pt. FG%	53.3% vs. TCU, 3/19/2017
FT	24 vs. Georgia Tech, 3/24/2003
FTA	31 vs. Georgia Tech, 3/24/2003
FT%	100.0% at Virginia, 3/27/2013
Rebounds	42 vs. Indiana State, 3/20/2013
Assists	26 vs. TCU, 3/19/2017
Blocks	8 vs. Penn State, 3/23/1995
Steals	17 vs. Georgia, 3/11/1998



Luka Garza tied Bill Logan's 65-year old record scoring record in an NCAA Tournament game with 36 points against Oregon in the 2021 NCAA Tournament Second Round.



IOWA'S B1G TOURNAMENT RECORDS

Individual

Points	32, Keegan Murray vs. Indiana, 3/12/2022
FG	11, Keegan Murray vs. Indiana, 3/12/2022
	11, Keegan Murray vs. Northwestern, 3/10/2022
	11, Dean Oliver vs. Michigan State, 3/10/2000
FGA	21, Luka Garza vs. Illinois, 3/13/2021
3-pt. FG	8, Keegan Murray vs. Indiana, 3/12/2022
3-pt. FGA	13, Jordan Bohannon vs. Illinois, 3/13/2021
FT	12, Reggie Evans vs. Penn State, 3/10/2001
FTA	17, Cyrus Tate vs. Michigan, 3/13/2008
	17, Reggie Evans vs. Penn State, 3/10/2001
Rebounds	18, Reggie Evans vs. Purdue, 3/7/2002
	18, Reggie Evans vs. Penn State, 3/10/2001
Assists	10, Jordan Bohannon vs. Indiana, 3/9/2017
	10, Jeff Horner vs. Ohio State, 3/12/2006
Blocks	5, Gabriel Olaseni vs. Penn State, 3/12/2015
	5, Melsahn Basabe vs. Northwestern, 3/14/2013
	5, Kurt Looby vs. Purdue, 3/9/2007
Steals	5, Isaiah Moss vs. Indiana, 3/9/2017
	5, Jeff Horner vs. Minnesota, 3/10/2006
	5, Luke Recker vs. Wisconsin, 3/8/2002

Team

Points	112 vs. Northwestern, 3/10/2022
Pts/Half	64 vs. Northwestern, 3/10/2022
FG	43 vs. Northwestern, 3/10/2022
FGA	70 vs. Northwestern, 3/10/2022
FG%	.614 (43-of-70) vs. Northwestern, 3/10/2022
3-pt. FG	19 vs. Northwestern, 3/10/2022
3-pt. FGA	32 vs. Indiana, 3/12/2022
3-pt. FG%	.655 (19-of-29) vs. Northwestern, 3/10/2022
FT	36 vs. Penn State, 3/10/2001
FTA	48 vs. Penn State, 3/10/2001
FT%	.926 (25-of-27) vs. Rutgers, 3/11/2022
Rebounds	48 vs. Northwestern, 3/14/2013
Assists	25 vs. Northwestern, 3/10/2022
	25 vs. Illinois, 3/14/2019
Blocks	10 vs. Wisconsin, 3/12/2021
Steals	13 vs. Purdue, 3/13/2022
	13 vs. Wisconsin, 3/8/2002

B1G TOURNAMENT RECORDS HELD BY IOWA

Team - - Game

Points	112 vs. Northwestern, 3/10/22
Victory Margin	36 vs. Northwestern, 3/10/22
FG Made	43 vs. Northwestern, 3/10/22
3-pt FG Made	19 vs. Northwestern, 3/10/22
FT Made	36 vs. Penn State, 3/10/01
FT Attempts	48 vs. Penn State, 3/10/01

Team - - Championship Game

Steals	13 vs. Purdue, 3/13/22
--------	------------------------

Team - - Tournament

Total Points	351, 2022 (four games)
FG Made	123, 2022 (four games)
FG Attempts	245, 2022 (four games)
3-pt FG Made	48, 2022 (four games)
3-pt FG Attempts	111, 2022 (four games)
Assists	75, 2022 (four games)
FT Made	106, 2001 (four games)
FT Attempts	152, 2001 (four games)
Total Rebounds	162, 2001 (four games)



Iowa broke/tied eight team records in a convincing, 112-76, Big Ten Tournament victory over Northwestern on March 10, 2022.



All-American Keegan Murray broke the Big Ten Tournament record for most points (103) and FG made (38) in a single tournament and tied a tournament single-game record with eight triples made in 2022.



(Iowa best in parentheses if not the record)

Individual

Points	45 by Brian Quinnett, Washington State, 12/5/1986 (41 by Luka Garza vs. Southern University, 11/27/2020) (37 by Keegan Murray vs. Nebraska, 2/13/2022) (36 by Rob Griffin vs. Penn State, 3/4/2000)
FG	16 by Brian Quinnett, Washington State, 12/5/1986 (15 by Keegan Murray vs. Nebraska, 2/13/2022) (15 by Roy Marble vs. Michigan, 2/9/1989) (15 by Greg Stokes vs. George Mason, 12/1/1984)
FGA	28 by Greg Stokes vs. Ohio State, 2/28/1985
FG%	100.0 by Greg Stokes (11-11) vs. Georgia State, 12/12/1984
3-pt. FG	9 by Scottie Lindsey, Northwestern, 2/25/2018 9 by Robert Johnson, Indiana, 2/17/2018 9 by Chris Kingsbury vs. Long Island, 12/17/1994 9 by Rod Parker, Chicago State, 12/18/1990
3-pt. FGA	19 by Chris Kingsbury vs. Long Island, 12/17/1994
3-pt. FG%	100.00 by Joe Wieskamp (6-6) vs. Illinois, 1/20/2019 100.0 by Jeff Horner (6-6) vs. Penn State, 1/31/2004 100.0 by CJ Fredrick (5-5) vs. Cal Poly, 11/24/2019 100.0 by Val Barnes (5-5) vs. Centenary, 1/4/1992 100.0 by Everett Stephens (5-5), Purdue, 2/22/1987
FT	22 by Peter Jok (22-23), Indiana, 2/21/2017
FTA	23 by Peter Jok (22-23), Indiana, 2/21/2017
FT%	100% by Peter Jok (12-12) vs. Omaha, 12/3/2016 100% by Luke Recker (12-12) vs. Kansas State, 12/22/2001 100% by Val Barnes (12-12) vs. Ohio State, 2/18/1992 100% by Roy Marble (12-12) vs. UNI, 12/6/1988 100% by Luke Recker (11-11) vs. Minnesota, 2/9/2002 100% by Aaron White (10-10) vs. Northwestern, 1/9/2014 100% by Jermain Davis (10-10) vs. TX-San Antonio, 11/17/2008 100% by Jordan Bohannon (10-10) vs. Nebraska, 1/6/2019 100% by Tyler Smith (10-10) vs. Indiana, 2/3/2007 100% by Troy Taylor (10-10), Ohio State, 1/27/1983
Rebounds	23 by Greg Brunner vs. Minnesota, 1/18/2006
Assists	17 by Chris Nikchevich, Loyola-Marymount, 12/5/1986 (15 by B.J. Armstrong vs. Minnesota, 2/18/1989)
Blocks	9 by Acie Earl vs. Wisconsin, 1/29/1992
Steals	9 by Kenyon Murray vs. Ohio State, 2/18/1995 9 by Acie Earl vs. Texas Southern, 12/28/1992

Team

Points	126 vs. Morgan State, 11/25/1994
Pts/Half	70 vs. Morgan State, 11/25/1994
Two Teams	218, Iowa (112) vs. Michigan State (106) in OT, 2/25/2023 212, Iowa (124) vs. UC-Irvine (88), 2/5/1987
FG	45 vs. UC-Irvine, 12/5/1987
FGA	91 by Michigan, 2/9/1989 (90 vs. Loyola Marymount, 12/6/1986)
FG%	.680 vs. Illinois (34-of-50), 1/20/2019
3-pt. FG	20 vs. Alabama State, 11/18/2021 20 by Purdue, 1/20/2018 -- <i>Big Ten single-game record</i>
3-pt. FGA	44 vs. Alabama State, 11/18/2021
3-pt. FG%	77.7 by Wisconsin (7-of-9), 2/10/1990 (75.0 vs. Northwestern (15-of-20), 1/3/1998)
FT	40 vs. Wisconsin, 1/2/1995
FTA	61 vs. Long Beach State, 12/4/1993
FT%	100% vs. Western Illinois (20-of-20), 11/19/2004
Rebounds	66 vs. East Tennessee State, 12/1/1995
Assists	34 vs. Northern Illinois, 12/29/2017 34 vs. George Mason, 12/1/1984
Blocks	13 vs. Illinois, 3/5/2013
Steals	23 vs. UNI, 12/5/1995 23 vs. Northwestern, 2/22/86

IOWA VS. ALL OPPONENTS IN CARVER-HAWKEYE ARENA

Opponent.....	W-L	Opponent.....	W-L
Abilene Christian	2-0	McNeese State	1-0
Air Force	1-0	Mercer	1-0
Alabama State	4-0	Michigan	21-14
Alcorn State	1-0	Michigan State.....	18-17
Arizona	0-1	Milwaukee	1-0
Arizona State	1-0	Minnesota	25-11
Arkansas-Little Rock	1-0	Mississippi State.....	1-0
Arkansas-Pine Bluff.....	1-0	Mississippi Valley State.....	1-0
Arkansas State	0-1	Missouri	3-1
Army	1-0	Missouri-St. Louis	1-0
Austin Peay	1-0	Monmouth (NJ)	1-0
Baylor	1-0	Montana State	1-0
Bethune-Cookman	1-0	Morehead State	2-0
Boise State	1-0	Morgan State	1-0
Boston University	2-0	Navy	1-0
Bowling Green	1-0	Nebraska.....	9-2
Brown	2-0	NC Central	3-0
Bryant	2-0	NC State	1-0
Bucknell	1-0	North Carolina	2-0
BYU	1-0	North Carolina A&T	2-0
Cal-Irvine	1-0	North Dakota	1-0
Cal-Northridge	1-0	North Dakota State.....	1-0
Cal Poly	1-0	North Florida	2-0
Campbell	0-1	North Texas	1-0
Centenary	3-0	Northern Colorado	1-0
Central Arkansas.....	1-0	Northern Illinois	5-0
Central Connecticut State.....	1-0	Northwestern	32-4
Central Florida	1-0	Notre Dame	1-0
Central Michigan	1-0	Oakland	1-0
Charleston Southern.....	1-0	Ohio	4-0
Chattanooga	1-0	Ohio State	22-14
Chicago State	4-0	Omaha	2-1
Citadel	1-0	Oral Roberts	1-0
Clemson	0-1	Oregon State.....	1-0
Colgate	3-0	Penn	1-0
Colorado	1-0	Penn State	20-4
Coppin State	4-0	Pepperdine	2-0
Cornell	1-0	Pitt	1-0
Creighton	1-1	Portland State	1-0
Dartmouth	2-0	Prairie View A&M	1-0
Dayton	1-0	Purdue	19-15
Delaware	1-0	Rice	1-0
Delaware State	1-0	Rider	1-0
DePaul	0-1	Robert Morris	1-0
Detroit	1-0	Rutgers	5-1
Drake	13-1	Saint Louis	1-0
Drexel	1-0	Savannah State	2-0
Duke	0-1	Seton Hall	0-1
Duquesne	0-1	SIUE	2-0
East Tennessee State	1-0	SMU	1-0
Eastern Illinois	4-1	South Alabama	1-0
Eastern Washington	1-0	South Carolina	1-0
Fairfield	1-0	South Carolina State	2-0
Fairleigh Dickinson	1-0	South Dakota	2-0
Florida Atlantic	1-0	South Dakota State	0-1
Florida Gulf Coast	1-0	Southeast Missouri State.....	2-0
Florida State	1-0	Southern University	2-0
Furman	1-0	Southern Utah	1-0
Gardner-Webb	2-0	Southeastern Louisiana	2-0
George Mason	1-0	Southern Mississippi	1-0
Georgia	1-1	Stetson	1-0
Georgia State	2-0	Stony Brook	1-0
Georgia Tech	2-1	Southwest Texas State	1-0
Gonzaga	1-0	TCU	0-1
Grambling State	2-0	Temple	1-0
Green Bay	2-0	Tennessee State	2-0
Hampton	1-0	Tennessee Tech	1-0
Howard	1-0	Texas A&M-Corpus Christi	1-0
Idaho State	2-0	Texas-Pan American	4-0
Illinois	22-13	Texas-Rio Grande Valley.....	1-0
Illinois Wesleyan	2-0	Texas-San Antonio	2-1
Indiana	23-13	Texas Southern	5-0
Indiana State	1-0	Texas Tech	1-0
Iowa State	15-6	Tulsa	1-0
IPFW	1-0	UNI	11-1
Jackson State	1-0	UCSB	1-0
Kansas	1-0	UCLA	1-0
Kansas City	3-0	UMBC	2-0
Kansas State	1-0	UMES	5-0
Kennesaw State	2-0	UNC-Asheville	1-0
Lafayette	1-0	UNC-Greensboro	1-0
LaSalle	1-0	UNC-Wilmington	1-0
Lehigh	2-0	Valparaiso	2-0
Liberty	1-0	Virginia Tech	0-1
Long Beach State	1-0	Wake Forest	0-1
Long Island	2-0	Weber State	1-0
Longwood	2-0	Western Carolina	3-0
Louisiana Monroe	1-1	Western Illinois	7-0
Louisiana Tech	3-0	Western Michigan	1-0
Loyola Marymount	1-0	Wisconsin	20-15
LSU	0-1	Totals (.770).....	515-154
Maryland	4-2		

**No. 1 LUKA GARZA -- 2,306 (2018, 19, 20, 21)**

Year	GP	FG-FGA	FG%	FT-FTA	FT%	Reb	Avg	Ast	Blk	Stl	Pts	Avg
2018	33	146-262	.557	92-135	.681	211	6.4	35	32	11	400	12.1
2019	32	156-294	.531	86-107	.804	144	4.5	28	17	10	419	13.1
2020	31	287-530	.542	127-195	.651	305	9.8	36	55	26	740	23.9
2021	31	281-508	.553	141-199	.709	271	8.7	54	50	21	747	24.1
Career	127	*870-1,594	.546	446-636	.701	931	7.3	153	154	68	2,306	18.2

* -- includes 120 three-point FGs

No. 2 ROY MARBLE -- 2,116 (1986, 87, 88, 89)

Year	GP	FG-FGA	FG%	FT-FTA	FT%	Reb	Avg	Ast	Blk	Stl	Pts	Avg
1986	32	157-300	.523	85-118	.732	157	4.9	48	2	38	399	11.5
1987	35	199-357	.557	118-173	.682	178	5.1	97	8	35	520	14.9
1988	34	190-343	.544	141-190	.742	147	4.3	67	2	59	522	15.4
1989	33	241-459	.525	172-226	.761	186	5.6	69	2	47	675	20.5
Totals	134	*787-1,459	.539	516-707	.729	668	4.9	281	14	179	2,116	15.8

* -- includes 26 three-point FGs

No. 3 JORDAN BOHANNON -- 2,033 (2017, 18, 19, 20, 21, 22)

Year	GP	FG-FGA	FG%	FT-FTA	FT%	Reb	Avg	Ast	Blk	Stl	Pts	Avg
2017	34	118-304	.388	47-55	.855	76	2.2	175	2	29	372	10.9
2018	33	137-324	.423	75-83	.904	74	2.2	178	0	22	445	13.5
2019	35	112-294	.381	102-117	.872	84	2.4	118	0	23	405	11.6
2020	10	25-84	.298	18-18	1.000	16	1.6	33	0	8	88	8.8
2021	31	100-257	.389	48-54	.889	96	3.1	135	0	16	328	10.6
2022	36	112-291	.385	80-90	.889	48	1.3	65	0	27	395	11.0
Totals	179	*604-1,554	.385	370-417	.887	394	2.2	704	2	125	2,003	11.4

* -- includes 455 three-point FGs (school record)

No. 4 AARON WHITE -- 1,859 (2012, 13, 14, 15)

Year	GP	FG-FGA	FG%	FT-FTA	FT%	Reb	Avg	Ast	Blk	Stl	Pts	Avg
2012	35	134-270	.504	100-143	.699	199	5.7	31	23	31	389	11.1
2013	38	140-299	.468	193-258	.748	234	6.2	51	27	41	488	12.8
2014	33	143-245	.584	130-161	.807	220	6.7	60	19	32	424	12.8
2015	34	171-328	.521	195-238	.356	248	7.3	48	16	45	558	16.4
Totals	140	*590-1,142	.517	618-800	.773	901	6.4	190	85	149	1,859	13.3

* -- includes 61 three-point FGs

No. 5 ACIE EARL -- 1,779 (1990, 91, 92, 93)

Year	GP	FG-FGA	FG%	FT-FTA	FT%	Reb	Avg	Ast	Blk	Stl	Pts	Avg
1990	22	48-109	.440	34-46	.739	78	3.6	24	50	11	131	6.0
1991	32	179-356	.503	161-242	.665	136	6.7	48	106	29	520	16.3
1992	30	212-398	.533	162-243	.667	234	7.8	27	121	30	586	19.5
1993	32	203-402	.505	136-194	.701	286	8.9	40	88	41	542	16.9
Totals	116	*642-1,265	.508	493-725	.680	811	6.9	139	365	111	1,779	15.3

* -- includes two three-point FGs

No. 6 GREG STOKES -- 1,768 (1982, 83, 84, 85)

Year	GP	FG-FGA	FG%	FT-FTA	FT%	Reb	Avg	Ast	Blk	Stl	Pts	Avg
1982	29	61-128	.477	43-77	.558	123	4.2	12	30	11	165	5.7
1983	31	219-403	.543	110-173	.636	223	7.2	44	78	26	548	17.7
1984	28	163-284	.574	91-134	.679	193	6.9	25	58	25	417	14.9
1985	32	262-479	.547	114-170	.671	268	8.4	47	62	48	638	19.9
Totals	120	705-1,294	.545	358-554	.646	807	6.7	128	228	110	1,768	14.7

No. 7 B.J. ARMSTRONG -- 1,705 (1986, 87, 88, 89)

Year	GP	FG-FGA	FG%	FT-FTA	FT%	Reb	Avg	Ast	Blk	Stl	Pts	Avg
1986	29	32-66	.485	19-21	.905	16	0.6	41	0	8	83	2.9
1987	35	153-295	.519	100-126	.794	89	2.5	148	1	50	434	12.4
1988	34	203-421	.482	124-146	.849	74	2.2	155	1	58	592	17.4
1989	32	195-403	.484	160-192	.822	79	2.5	173	6	55	596	18.6
Totals	130	*583-1,185	.492	403-485	.831	258	1.9	517	8	171	1,705	13.1

* -- includes 136 three-point field goals

No. 8 ROY DEVYN MARBLE -- 1,694 (2011, 12, 13, 14)

Year	GP	FG-FGA	FG%	FT-FTA	FT%	Reb	Avg	Ast	Blk	Stl	Pts	Avg
2011	31	66-174	.379	35-66	.530	74	2.4	41	2	21	178	5.7
2012	35	139-319	.436	102-141	.723	133	3.8	126	14	53	402	11.5
2013	37	176-430	.409	153-189	.810	147	4.0	112	10	42	554	15.0
2014	33	183-436	.420	142-199	.714	106	3.2	118	7	60	550	17.0
Totals	136	*564-1,359	.415	432-595	.726	460	3.4	397	33	176	1,694	12.5

* -- includes 134 three-point FGs

**No. 9 RONNIE LESTER - - 1,675 (1977, 78, 79, 80)**

Year	GP	FG-FGA	FG%	FT-FTA	FT%	Reb	Avg	Ast	Blk	Stl	Pts	Avg
1977	27	140-312	.437	83-119	.697	66	2.4	98	N/A	N/A	363	13.4
1978	27	202-423	.478	132-177	.746	68	2.5	163	N/A	N/A	536	19.9
1979	28	194-401	.484	136-161	.845	63	2.3	147	N/A	N/A	524	18.7
1980	17	86-185	.465	80-100	.800	29	1.7	72	N/A	N/A	252	14.8
Totals	99	622-1,321	.471	431-557	.774	226	2.3	480	N/A	N/A	1,675	16.9

No. 10 MATT GATENS - - 1,635 (2009, 10, 11, 12)

Year	GP	FG-FGA	FG%	FT-FTA	FT%	Reb	Avg	Ast	Blk	Stl	Pts	Avg
2009	32	109-258	.422	75-83	.904	121	3.8	71	10	26	345	10.8
2010	32	125-338	.370	84-101	.832	138	4.3	105	3	29	392	12.3
2011	29	118-299	.395	76-87	.874	71	2.4	53	3	38	366	12.6
2012	35	173-369	.469	111-130	.854	125	3.6	69	6	48	532	15.2
Totals	128	*525-1,264	.415	346-401	.863	455	3.6	298	22	141	1,635	12.8

* - - includes 239 three-point field goals

No. 11 JESS SETTLES - - 1,611 (1994, 95, 96, 97, 99)

Year	GP	FG-FGA	FG%	FT-FTA	FT%	Reb	Avg	Ast	Blk	Stl	Pts	Avg
1994	27	156-272	.574	86-109	.789	203	7.5	61	3	40	414	15.3
1995	26	138-294	.469	97-121	.802	162	6.2	53	4	41	405	15.6
1996	32	179-375	.477	86-116	.741	239	7.5	99	8	48	484	15.1
1997	3	10-20	.500	13-14	.929	10	3.3	6	1	3	34	11.3
1999	28	98-225	.436	54-69	.783	133	4.8	76	4	22	274	9.8
Totals	116	*581-1,186	.490	336-429	.783	747	6.4	295	20	154	1,611	13.9

* - - includes 113 three-point FGs

No. 12 ADAM HALUSKA - - 1,578 (2005, 06, 07)

Year	GP	FG-FGA	FG%	FT-FTA	FT%	Reb	Avg	Ast	Blk	Stl	Pts	Avg
2005	33	152-318	.478	105-130	.808	131	4.0	52	9	35	467	14.2
2006	34	149-357	.417	112-132	.848	159	4.7	78	6	36	474	13.9
2007	31	190-466	.408	167-192	.870	144	4.6	80	8	42	637	20.5
Totals	98	*491-1,141	.430	384-454	.846	434	4.4	210	23	113	1,578	16.1

* - - includes 212 three-point FGs

No. 13 DEAN OLIVER - - 1,561 (1998, 99, 00, 01)

Year	GP	FG-FGA	FG%	FT-FTA	FT%	Reb	Avg	Ast	Blk	Stl	Pts	Avg
1998	31	79-211	.374	96-126	.762	78	2.5	131	1	42	274	8.8
1999	30	105-262	.401	111-155	.716	106	3.5	136	2	51	357	11.9
2000	30	125-339	.369	118-154	.766	87	2.9	126	4	62	408	13.6
2001	35	157-401	.392	143-186	.769	98	2.8	168	5	50	522	14.9
Career	126	*466-1,213	.384	468-621	.751	369	2.9	561	12	205	1,561	12.4

* - - includes 161 three-point FGs

No. 14 ANDRE WOOLRIDGE - - 1,525 (1995, 96, 97)

Year	GP	FG-FGA	FG%	FT-FTA	FT%	Reb	Avg	Ast	Blk	Stl	Pts	Avg
1995	33	153-320	.478	131-171	.766	82	2.5	190	5	42	461	14.0
1996	32	150-320	.469	97-132	.735	103	3.2	193	6	36	419	13.1
1997	32	216-472	.458	155-207	.749	87	2.7	192	8	45	645	20.2
Totals	97	*519-1,112	.467	383-510	.751	272	2.8	575	19	123	1,525	15.7

* - - includes 104 three-point FGs

No. 15 DON NELSON - - 1,522 (1960, 61, 62)

Year	GP	FG-FGA	FG%	FT-FTA	FT%	Reb	Avg	Ast	Blk	Stl	Pts	Avg
1960	24	140-320	.437	100-155	.645	241	10.0	N/A	N/A	N/A	380	15.8
1961	24	197-377	.522	176-268	.656	258	10.8	N/A	N/A	N/A	570	23.7
1962	24	193-348	.554	186-264	.704	285	11.9	N/A	N/A	N/A	571	23.8
Totals	72	530-1,045	.507	462-687	.672	784	10.9	N/A	N/A	N/A	1,522	21.2

No. 16 GREG BRUNNER - - 1,516 (2003, 04, 05, 06)

Year	GP	FG-FGA	FG%	FT-FTA	FT%	Reb	Avg	Ast	Blk	Stl	Pts	Avg
2003	31	91-173	.526	45-77	.584	162	5.2	46	20	23	234	7.5
2004	29	123-224	.549	64-115	.557	239	8.2	24	32	9	316	10.9
2005	33	175-342	.512	118-171	.690	275	8.3	62	32	9	485	14.7
2006	34	164-361	.454	141-203	.695	314	9.2	60	20	33	481	14.1
Totals	127	*553-1,100	.503	368-566	.650	990	7.8	192	104	74	1,516	11.9

* - - includes 42 three-point FGs

**No. 17 PETER JOK - - 1,508 (2014, 15, 16, 17)**

Year	GP	FG-FGA	FG%	FT-FTA	FT%	Reb	Avg	Ast	Blk	Stl	Pts	Avg
2014	27	38-95	.400	27-34	.794	25	0.9	19	3	9	119	4.4
2015	34	83-232	.358	37-41	.902	88	2.6	44	4	19	239	7.0
2016	32	171-397	.431	92-108	.852	112	3.5	46	1	40	514	16.1
2017	32	199-467	.426	154-169	.911	176	5.5	84	3	34	636	19.9
Totals	125	*491-1,191	.412	310-352	.881	401	3.2	193	11	102	1,508	12.1

* - - includes 216 three-point FGs

No. 18 JEFF HORNER - - 1,502 (2003, 04, 05, 06)

Year	GP	FG-FGA	FG%	FT-FTA	FT%	Reb	Avg	Ast	Blk	Stl	Pts	Avg
2003	31	79-238	.332	56-73	.767	137	4.4	140	5	40	255	8.2
2004	29	107-243	.440	98-114	.860	155	5.3	123	1	38	377	13.0
2005	33	146-359	.407	85-108	.787	148	4.5	180	6	47	463	14.0
2006	30	126-331	.381	85-114	.746	123	4.1	169	3	41	407	13.6
Totals	123	*458-1,171	.391	324-409	.792	563	4.6	612	15	166	1,502	12.2

* - - includes 262 three-point FGs

No. 19 ED HORTON - - 1,372 (1986, 87, 88, 89)

Year	GP	FG-FGA	FG%	FT-FTA	FT%	Reb	Avg	Ast	Blk	Stl	Pts	Avg
1986	29	44-104	.423	22-48	.458	116	4.0	13	7	13	110	3.8
1987	35	106-228	.465	61-104	.587	197	5.6	52	13	15	273	7.8
1988	34	160-301	.532	65-117	.556	213	6.3	61	6	23	385	11.3
1989	33	250-453	.552	103-181	.569	350	10.6	65	13	26	604	18.3
Totals	131	*560-1,086	.516	251-450	.558	876	6.7	191	39	77	1,372	10.5

* - - includes one three-point FG

No. 20 BRUCE KING - - 1,361 (1975, 76, 77)

Year	GP	FG-FGA	FG%	FT-FTA	FT%	Reb	Avg	Ast	Blk	Stl	Pts	Avg
1975	26	134-299	.448	30-41	.732	228	8.8	6	N/A	N/A	298	11.5
1976	29	241-477	.505	57-71	.803	292	10.0	32	N/A	N/A	539	18.6
1977	25	198-419	.473	128-170	.753	332	13.3	19	N/A	N/A	524	21.0
Totals	80	573-1,195	.479	215-282	.762	852	10.7	57	N/A	N/A	1,361	17.0

No. 21 JAMES MOSES - - 1,343 (1989, 90, 91, 92)

Year	GP	FG-FGA	FG%	FT-FTA	FT%	Reb	Avg	Ast	Blk	Stl	Pts	Avg
1989	33	68-194	.351	20-34	.588	63	1.9	22	1	16	177	5.4
1990	28	120-337	.356	102-143	.713	80	2.9	45	5	43	365	13.0
1991	32	144-309	.466	62-90	.689	101	3.2	42	2	33	384	12.0
1992	30	148-365	.406	90-109	.826	105	3.5	52	0	47	417	13.9
Totals	123	*480-1,205	.398	274-376	.729	349	2.8	161	8	139	1,343	10.9

* - - includes 109 three-point FGs

No. 22 TYLER COOK - - 1,315 (2017, 18, 19)

Year	GP	FG-FGA	FG%	FT-FTA	FT%	Reb	Avg	Ast	Blk	Stl	Pts	Avg
2017	27	128-231	.554	73-122	.598	143	5.3	26	11	18	331	12.3
2018	33	192-339	.566	121-183	.661	224	6.8	58	20	21	506	15.3
2019	33	174-341	.510	130-202	.644	252	7.6	80	18	24	478	14.5
Totals	93	*494-911	.542	324-507	.639	619	6.7	164	49	63	1,315	14.1

* - - includes three three-point FGs

No. 23 JARROD UTHOFF - - 1,298 (2014, 15, 16)

Year	GP	FG-FGA	FG%	FT-FTA	FT%	Reb	Avg	Ast	Blk	Stl	Pts	Avg
2014	33	84-168	.500	67-82	.817	152	4.6	26	35	11	252	7.6
2015	34	156-363	.430	56-76	.737	218	6.4	59	56	38	422	12.4
2016	33	218-487	.448	122-150	.813	209	6.3	36	86	32	624	18.9
Totals	100	*458-1,018	.450	245-308	.795	579	5.8	121	177	81	1,298	13.0

* - - includes 137 three-point FGs

No. 24 JOE WIESKAMP - - 1,283 (2019, 20, 21)

Year	GP	FG-FGA	FG%	FT-FTA	FT%	Reb	Avg	Ast	Blk	Stl	Pts	Avg
2019	35	125-256	.488	79-103	.767	172	4.9	39	16	31	388	11.1
2020	31	144-337	.427	95-111	.856	188	6.1	49	15	32	435	14.0
2021	31	161-328	.491	65-96	.677	206	6.6	53	10	29	460	14.8
Totals	97	*430-921	.467	239-310	.771	566	5.8	141	41	92	1,283	13.2

* - - includes 184 three-point FGs

**No. 25 JEFF MOE -- 1,248 (1985, 86, 87, 88)**

Year	GP	FG-FGA	FG%	FT-FTA	FT%	Reb	Avg	Ast	Blk	Stl	Pts	Avg
1985	30	91-205	.444	49-63	.778	43	1.4	80	0	31	231	7.7
1986	32	84-158	.532	23-29	.793	11	0.3	60	1	13	191	6.0
1987	35	135-289	.467	59-77	.766	75	2.1	43	0	24	389	11.1
1988	34	135-275	.491	96-122	.787	72	2.1	55	1	28	437	12.9
Totals	131	*445-927	.480	227-291	.780	201	1.5	238	2	96	1,248	9.5

* -- includes 131 three-point FGs

No. 26 KENYON MURRAY -- 1,230 (1993, 94, 95, 96)

Year	GP	FG-FGA	FG%	FT-FTA	FT%	Reb	Avg	Ast	Blk	Stl	Pts	Avg
1993	32	77-182	.423	55-95	.579	130	4.1	35	23	45	215	6.7
1994	27	122-297	.411	77-137	.562	157	5.8	55	19	56	333	12.3
1995	33	141-307	.459	71-120	.592	139	4.2	39	14	58	379	11.5
1996	32	129-229	.563	40-64	.625	140	4.4	57	7	41	303	9.5
Totals	124	*469-1015	.462	243-416	.584	566	4.6	186	63	200	1,230	9.9

* -- includes 49 three-point FGs

No. 27 KEVIN BOYLE -- 1,189 (1979, 80, 81, 82)

Year	GP	FG-FGA	FG%	FT-FTA	FT%	Reb	Avg	Ast	Blk	Stl	Pts	Avg
1979	28	131-289	.453	72-96	.750	186	6.6	45	N/A	N/A	334	11.9
1980	33	163-318	.513	62-88	.705	205	6.2	101	2	58	388	11.8
1981	28	110-218	.505	58-71	.817	151	5.4	88	1	38	278	9.9
1982	29	78-166	.470	33-63	.529	132	4.6	101	2	38	189	6.5
Totals	118	482-991	.486	225-318	.708	674	5.7	335	N/A	N/A	1,189	10.1

No. 28 (tie) DAVE GUNTHER -- 1,188 (1957, 58, 59)

Year	GP	FG-FGA	FG%	FT-FTA	FT%	Reb	Avg	Ast	Blk	Stl	Pts	Avg
1957	22	92-268	.343	87-127	.685	197	9.0	N/A	N/A	N/A	271	12.3
1958	22	169-377	.448	97-141	.688	225	10.2	N/A	N/A	N/A	435	19.8
1959	22	180-433	.415	122-167	.730	268	12.2	N/A	N/A	N/A	482	21.9
Total	66	441-1,078	.409	306-435	.703	690	10.5	N/A	N/A	N/A	1,188	18.0

No. 28 (tie) BILL LOGAN -- 1,188 (1954, 55, 56)

Year	GP	FG-FGA	FG%	FT-FTA	FT%	Reb	Avg	Ast	Blk	Stl	Pts	Avg
1954	22	116-299	.387	83-126	.659	-	-	N/A	N/A	N/A	315	14.3
1955	26	155-387	.400	103-157	.657	285	11.0	N/A	N/A	N/A	413	15.9
1956	26	175-420	.440	110-179	.615	268	10.3	N/A	N/A	N/A	460	17.7
Totals	74	446-1,105	.403	296-462	.641	553	10.6	N/A	N/A	N/A	1,188	16.1

No. 30 VAL BARNES -- 1,181 (1991, 92, 93)

Year	GP	FG-FGA	FG%	FT-FTA	FT%	Reb	Avg	Ast	Blk	Stl	Pts	Avg
1991	32	133-336	.396	64-87	.736	79	2.5	59	1	38	368	11.5
1992	30	116-267	.435	81-94	.862	100	3.3	68	1	38	344	11.5
1993	32	173-392	.441	81-106	.764	103	3.2	68	2	43	469	14.7
Totals	94	*422-995	.424	226-287	.787	282	3.0	195	4	119	1,181	12.6

* -- includes 111 three-point FGs

No. 31 SAM WILLIAMS -- 1,176 (1967, 68)

Year	GP	FG-FGA	FG%	FT-FTA	FT%	Reb	Avg	Ast	Blk	Stl	Pts	Avg
1967	24	183-387	.473	178-232	.767	225	9.4	N/A	N/A	N/A	544	22.6
1968	25	219-475	.461	194-265	.732	273	10.9	N/A	N/A	N/A	632	25.3
Totals	49	402-862	.466	372-497	.794	498	10.2	N/A	N/A	N/A	1,176	24.0

No. 32 JOHN JOHNSON -- 1,172 (1969, 70)

Year	GP	FG-FGA	FG%	FT-FTA	FT%	Reb	Avg	Ast	Blk	Stl	Pts	Avg
1969	24	174-344	.506	125-186	.627	256	10.7	N/A	N/A	N/A	473	19.7
1970	25	289-508	.569	121-161	.752	253	10.1	N/A	N/A	N/A	699	27.9
Totals	49	463-852	.543	246-347	.709	509	10.4	N/A	N/A	N/A	1,172	23.9

No. 33 CHAD CALABRIA -- 1,168 (1968, 69, 70)

Year	GP	FG-FGA	FG%	FT-FTA	FT%	Reb	Avg	Ast	Blk	Stl	Pts	Avg
1968	25	138-324	.425	72-108	.667	115	4.6	N/A	N/A	N/A	348	13.9
1969	24	125-283	.442	91-117	.778	99	4.1	N/A	N/A	N/A	341	14.2
1970	25	181-330	.548	117-146	.801	139	5.6	N/A	N/A	N/A	479	19.1
Totals	74	444-937	.474	280-371	.755	353	4.8	N/A	N/A	N/A	1,169	15.8

**No. 34 (tie) KEVIN KUNNERT - - 1,145 (1971, 72, 73)**

Year	GP	FG-FGA	FG%	FT-FTA	FT%	Reb	Avg	Ast	Blk	Stl	Pts	Avg
1971	24	106-220	.482	37-53	.698	227	9.5	N/A	N/A	N/A	249	10.4
1972	24	180-349	.516	76-122	.623	353	14.7	N/A	N/A	N/A	436	18.2
1973	24	198-363	.545	64-92	.696	334	13.9	N/A	N/A	N/A	460	19.2
Totals	72	484-932	.519	177-267	.663	914	12.7	N/A	N/A	N/A	1,145	15.9

No. 34 (tie) BOB HANSEN - - 1,145 (1980, 81, 82, 83)

Year	GP	FG-FGA	FG%	FT-FTA	FT%	Reb	Avg	Ast	Blk	Stl	Pts	Avg
1980	33	71-167	.425	43-73	.589	67	2.0	65	7	16	185	5.6
1981	22	70-156	.449	45-53	.849	75	3.4	33	1	17	185	8.4
1982	25	117-237	.494	64-93	.699	102	4.1	50	8	28	299	12.0
1983	31	184-378	.453	98-129	.760	166	5.4	111	2	39	476	15.4
Totals	111	*462-938	.493	251-348	.721	410	3.7	259	18	100	1,145	10.3

* - - includes 10 three-point FGs

No. 36 MELSAHN BASABE - - 1,119 (2011, 12, 13, 14)

Year	GP	FG-FGA	FG%	FT-FTA	FT%	Reb	Avg	Ast	Blk	Stl	Pts	Avg
2011	31	131-229	.572	80-112	.714	210	6.8	9	41	12	342	11.0
2012	35	109-208	.524	69-105	.657	168	4.8	11	36	18	287	8.2
2013	38	99-206	.481	61-93	.656	192	5.1	18	45	16	259	6.8
2014	32	92-164	.561	46-68	.676	182	5.7	10	26	12	231	7.2
Totals	136	*431-807	.534	256-378	.677	752	5.5	48	148	58	1,119	8.2

* - - includes 1 three-point FG

No. 37 (tie) CHRIS KINGSBURY - - 1,118 (1994, 95, 96)

Year	GP	FG-FGA	FG%	FT-FTA	FT%	Reb	Avg	Ast	Blk	Stl	Pts	Avg
1994	27	65-195	.333	46-56	.821	71	2.6	35	2	23	220	8.2
1995	33	169-423	.400	98-122	.803	88	2.7	55	5	41	553	16.8
1996	29	99-290	.341	82-103	.796	68	2.4	54	3	16	345	11.9
Totals	89	*333-908	.367	226-281	.804	227	2.5	144	10	80	1,118	12.6

* - - includes 226 three-point FGs

No. 37 (tie) MICHAEL PAYNE - - 1,118 (1982, 83, 84, 85)

Year	GP	FG-FGA	FG%	FT-FTA	FT%	Reb	Avg	Ast	Blk	Stl	Pts	Avg
1982	27	126-270	.467	56-81	.691	201	7.4	46	23	20	308	11.4
1983	31	118-288	.410	94-127	.744	233	7.5	48	52	34	330	10.6
1984	28	99-210	.471	62-90	.689	188	6.7	36	22	25	260	9.3
1985	31	92-203	.453	36-58	.621	235	7.6	102	23	36	220	7.1
Totals	117	435-971	.448	248-356	.697	857	7.3	232	120	115	1,118	9.6

No. 39 KENNY ARNOLD - - 1,112 (1979, 80, 81, 82)

Year	GP	FG-FGA	FG%	FT-FTA	FT%	Reb	Avg	Ast	Blk	Stl	Pts	Avg
1979	19	22-57	.386	6-16	.375	21	1.1	17	N/A	N/A	50	2.6
1980	33	171-363	.471	102-136	.750	114	3.5	142	1	38	444	13.5
1981	28	131-303	.432	65-85	.765	67	2.4	110	1	28	327	11.7
1982	29	100-237	.422	91-116	.784	59	2.0	83	1	15	291	10.0
Totals	109	424-960	.442	264-353	.748	261	2.4	352	N/A	N/A	1,112	10.2

No. 40 CHARLES DARLING - - 1,094 (1950, 51, 52)

Year	GP	FG-FGA	FG%	FT-FTA	FT%	Reb	Avg	Ast	Blk	Stl	Pts	Avg
1950	19	67-212	.316	41-65	.623	-	-	N/A	N/A	N/A	175	9.2
1951	22	139-376	.372	80-120	.667	387	17.6	N/A	N/A	N/A	358	16.3
1952	22	204-489	.417	153-218	.702	-	-	N/A	N/A	N/A	561	25.5
Totals	63	410-1,077	.381	274-403	.680	387	17.6	N/A	N/A	N/A	1,094	17.4

No. 41 FRED BROWN - - 1,091 (1970, 71)

Year	GP	FG-FGA	FG%	FT-FTA	FT%	Reb	Avg	Ast	Blk	Stl	Pts	Avg
1970	24	180-360	.500	69-86	.802	91	3.8	N/A	N/A	N/A	429	17.9
1971	24	268-535	.501	126-152	.829	111	4.6	N/A	N/A	N/A	662	27.6
Totals	48	448-895	.501	195-238	.819	202	4.2	N/A	N/A	N/A	1,091	22.7

No. 42 RYAN BOWEN - - 1,090 (1995, 96, 97, 98)

Year	GP	FG-FGA	FG%	FT-FTA	FT%	Reb	Avg	Ast	Blk	Stl	Pts	Avg
1995	33	58-110	.527	35-59	.593	148	4.5	16	34	38	151	4.6
1996	27	55-91	.604	39-58	.672	121	4.5	16	20	36	149	5.5
1997	29	120-217	.553	93-135	.689	264	9.1	35	29	55	343	11.8
1998	31	164-272	.603	111-161	.689	271	8.7	48	41	79	447	14.4
Totals	120	*397-690	.575	278-413	.673	804	6.7	115	124	208	1,090	9.1

* - - includes 18 three-point FGs

**No. 43 (tie) MIKE GESELL - - 1,072 (2013, 14, 15, 16)**

Year	GP	FG-FGA	FG%	FT-FTA	FT%	Reb	Avg	Ast	Blk	Stl	Pts	Avg
2013	34	106-263	.403	50-63	.794	88	2.6	89	10	40	295	8.7
2014	33	90-240	.375	49-73	.671	67	2.0	128	4	43	258	7.8
2015	34	97-238	.408	42-61	.689	66	1.9	135	5	33	252	7.4
2016	33	91-232	.392	69-93	.742	104	3.2	205	5	44	267	8.1
Totals	134	*384-973	.395	210-290	.724	325	2.4	557	24	160	1,072	8.0

* - - includes 94 three-point FGs

No. 43 (tie) PIERRE PIERCE - - 1,072 (2002, 04, 05)

Year	GP	FG-FGA	FG%	FT-FTA	FT%	Reb	Avg	Ast	Blk	Stl	Pts	Avg
2002	35	93-222	.419	57-93	.613	114	3.3	114	9	30	248	7.1
2004	29	174-364	.478	108-188	.574	164	5.7	63	4	16	468	16.1
2005	20	139-289	.481	55-104	.529	104	5.2	84	9	49	356	17.8
Totals	84	*406-875	.464	220-385	.571	382	4.5	261	22	95	1,072	12.8

* - - includes 40 three-point FGs

No. 45 GLEN WORLEY - - 1,060 (2001, 02, 03, 04)

Year	GP	FG-FGA	FG%	FT-FTA	FT%	Reb	Avg	Ast	Blk	Stl	Pts	Avg
2001	35	89-198	.449	78-108	.722	133	3.8	23	13	14	264	7.5
2002	35	85-188	.452	71-98	.724	145	4.1	34	31	18	254	7.3
2003	31	115-258	.446	93-129	.721	161	5.2	47	34	22	339	10.9
2004	25	69-167	.413	48-64	.750	113	4.5	25	8	20	203	8.1
Totals	126	*358-811	.441	290-399	.727	552	4.4	129	86	74	1,060	8.4

* - - includes 54 three-point FGs

No. 46 (tie) REGGIE EVANS - - 1,054 (2001, 02)

Year	GP	FG-FGA	FG%	FT-FTA	FT%	Reb	Avg	Ast	Blk	Stl	Pts	Avg
2001	35	155-326	.583	218-346	.630	416	11.9	55	21	31	529	15.1
2002	34	169-341	.496	187-302	.619	378	11.1	44	17	54	525	15.4
Totals	69	*324-667	.486	405-648	.625	794	11.5	99	38	85	1,054	15.3

* - - includes one three-point FG

No. 46 (tie) CARL CAIN - - 1,054 (1954, 55, 56)

Year	GP	FG-FGA	FG%	FT-FTA	FT%	Reb	Avg	Ast	Blk	Stl	Pts	Avg
1954	22	106-248	.427	71-119	.597	-	-	N/A	N/A	N/A	283	12.9
1955	26	133-333	.399	94-140	.671	244	9.4	N/A	N/A	N/A	360	13.8
1956	26	165-403	.409	81-112	.723	257	9.9	N/A	N/A	N/A	411	15.8
Totals	74	404-984	.411	246-371	.663	501	9.6	N/A	N/A	N/A	1,054	14.2

No. 48 KEEGAN MURRAY - - 1,046 (2021, 22)

Year	GP	FG-FGA	FG%	FT-FTA	FT%	Reb	Avg	Ast	Blk	Stl	Pts	Avg
2021	31	84-166	.506	40-53	.755	158	5.1	17	39	26	224	7.2
2022	35	307-554	.554	142-190	.747	303	8.7	52	68	45	822	23.5
Totals	66	*391-720	.543	182-243	.749	461	7.0	69	107	71	1,046	15.8

* - - includes 82 three-point FG

No. 49 GERRY JONES - - 1,039 (1965, 66, 67)

Year	GP	FG-FGA	FG%	FT-FTA	FT%	Reb	Avg	Ast	Blk	Stl	Pts	Avg
1965	24	140-323	.433	57-90	.633	234	9.8	N/A	N/A	N/A	337	14.0
1966	16	99-242	.409	56-71	.789	174	10.9	N/A	N/A	N/A	254	15.8
1967	24	169-367	.461	110-154	.714	257	10.7	N/A	N/A	N/A	448	18.6
Totals	64	408-932	.438	223-315	.708	665	10.4	N/A	N/A	N/A	1,039	16.2

No. 50 STEVE CARFINO - - 1,037 (1981, 82, 83, 84)

Year	GP	FG-FGA	FG%	FT-FTA	FT%	Reb	Avg	Ast	Blk	Stl	Pts	Avg
1981	28	54-121	.446	19-30	.633	32	1.1	43	1	18	127	4.5
1982	29	100-178	.562	45-65	.692	52	1.8	82	4	44	245	8.4
1983	31	129-265	.487	49-67	.731	63	2.0	129	5	50	337	10.9
1984	28	136-293	.464	56-74	.757	67	2.4	66	1	66	328	11.7
Totals	116	*419-857	.489	169-236	.716	214	1.8	320	11	178	1,037	8.9

* - - includes 30 three-point FGs

No. 51 GEORGE PEEPLES - - 1,025 (1964, 65, 66)

Year	GP	FG-FGA	FG%	FT-FTA	FT%	Reb	Avg	Ast	Blk	Stl	Pts	Avg
1964	20	73-262	.361	42-78	.538	145	7.3	N/A	N/A	N/A	188	9.4
1965	24	156-305	.511	97-157	.618	249	10.3	N/A	N/A	N/A	409	17.0
1966	24	171-332	.515	86-143	.601	260	10.8	N/A	N/A	N/A	428	17.8
Totals	68	400-899	.445	225-378	.595	654	9.6	N/A	N/A	N/A	1,025	15.1



IOWA 82, PENN STATE 53 (Sweet 16)

March 11, 1955, Evanston, IL

Iowa -- 82

Name	FG	FT	PF	TP	RB
Davis, F.	6-13	7	2	19	6
Cain	8-13	5	3	21	9
Logan	4-14	0	1	8	5
Scheuerman	1-3	0	1	2	3
Seaberg	6-8	1	1	13	2
Johnson	0-1	0	0	0	1
Schoof	2-4	2	0	6	5
George	3-5	1	1	7	4
Ridley	1-4	0	1	2	4
Martel	0-3	1	0	1	1
Hawthorne	1-3	1	0	3	1
Duncan	0-0	0	1	0	1
Totals	32-71	18	11	82	42
FG%:	.459				

Penn State -- 53

Name	FG	FT	PF	TP	RB
Weidenhammer	2-7	0	2	4	1
Hoffman	6-18	2	1	14	3
Arnelle	3-15	5	2	11	10
Fields	1-6	1	1	3	5
Blocker	2-9	1	0	5	7
Rohland	0-0	2	0	2	0
Edwards	0-0	0	0	0	1
Ramsey	1-3	1	4	3	2
Marisa	3-7	2	2	8	6
Hartnett	0-3	0	2	0	2
Watts	1-3	0	2	2	1
Hall	0-1	1	0	1	0
Totals	19-72	15	18	53	46

SCORE BY PERIODS

Iowa	39	43	82
Penn State	25	28	53

ATTENDANCE: 9,700

IOWA 86, MARQUETTE 81 (Elite Eight)

March 12, 1955, Kansas City, MO

Iowa -- 86

Name	FG	FT	PF	TP	RB
Davis	2-11	3	2	7	4
Cain	5-14	0	4	10	8
Logan	11-20	9	5	31	15
Seaberg	5-8	2	5	12	5
Scheuerman	3-8	5	2	11	7
Schoof	3-8	2	5	8	7
Johnson, C.	1-1	1	0	3	0
George	1-1	1	1	3	0
Hawthorne	0-0	1	0	1	0
Totals	31-71	24	24	86	46

Marquette -- 81

Name	FG	FT	PF	TP	RB
Hopfensperger	5-11	6	4	16	0
Schulz	5-11	12	4	22	9
Rand	7-11	3	5	17	12
Bugalski	0-5	7	4	7	6
Walczak	1-7	1	3	3	3
O'Keefe	0-1	0	0	0	2
Wittberger	7-14	2	5	16	6
Vanvooren	0-0	0	0	0	0
Sevcik	0-0	0	1	0	1
Totals	25-61	31	26	81	41

SCORE BY PERIODS

Iowa	46	40	86
Marquette	33	48	81

ATTENDANCE: 9,700

LASALLE 76, IOWA 73 (Final Four)

March 18, 1955, Kansas City, MO

Iowa -- 73

Name	FG	FT	PF	TP
Davis	1	0	2	2
Schoof	3	0	4	6
Cain	8	1	3	17
Logan	7	6	3	20
Seaberg	5	5	2	15
Scheuerman	1	11	3	13
Totals	25	23	17	73

LaSalle -- 76

Name	FG	FT	PF	TP
O'Malley	1	4	1	6
Maples	1	2	0	4
Singley	5	6	2	16
Blatcher	2	1	5	5
Gola	8	7	4	23
Lewis	5	4	3	14
Greenberg	4	0	4	8
Totals	26	24	19	76

SCORE BY PERIODS

Iowa	36	37	73
LaSalle	45	31	76

ATTENDANCE: NA

COLORADO 75, IOWA 54 (Final Four Consolation Game)

March 19, 1955, Kansas City, MO

Iowa -- 54

Name	FG	FT	PF	TP
Davis	1	0	3	2
Schoof	2	2	3	6
Cain	4	6	2	14
Ridley	0	0	0	0
Duncan	0	0	1	0
Logan	5	7	1	17
George	0	3	3	3
Seaberg	1	2	1	4
Johnson	0	0	3	0
Martel	1	0	2	2
Scheuerman	2	2	3	6
Hawthorne	0	0	1	0
Totals	16	22	23	54

Colorado -- 75

Name	FG	FT	PF	TP
Jeangerard	5	4	3	14
Walter	0	0	0	0
Ranglos	6	6	4	18
Yardley	0	0	0	0
Halderson	4	4	4	12
Hannah	1	4	1	6
Mock	3	7	3	13
Mansfield	0	0	0	0
Peterson	3	4	2	10
Grant	1	0	0	2
Totals	23	29	17	75

SCORE BY PERIODS

Iowa	28	26	54
Colorado	35	40	75

ATTENDANCE: NA

IOWA 97, MOREHEAD STATE 83 *(Sweet 16)*

March 15, 1956, Iowa City, IA

Iowa -- 97					
Name	FG	FT	PF	TP	RB
Cain	8-25	12-13	3	28	14
Schoof	5-13	5-8	3	15	11
Logan	6-21	5-8	2	17	11
Seaberg	4-12	1-1	5	9	7
Scheuerman	6-10	2-3	5	14	5
George	0-4	3-8	4	3	3
Hawthorne	0-7	4-4	4	4	0
Martel	1-4	0-2	3	2	4
Sebolt	0-1	0-1	3	0	1
Paul	1-1	1-2	0	3	1
McConnell	0-2	0-0	2	0	1
Schroeder	0-0	2-2	1	2	2
Totals	31-100	35-52	35	97	60
FG%:	.310	FT%:	.673		

Morehead State -- 83					
Name	FG	FT	PF	TP	RB
Keleher	0-4	3-4	5	3	3
Hamilton	7-18	5-6	5	19	16
Swartz	8-23	4-6	5	20	12
Gaunce	5-14	14-24	3	24	8
Tolle	2-8	2-4	4	6	4
Carroll	1-3	0-0	2	2	1
Richards	0-2	0-0	2	0	1
Jewell	0-2	2-3	1	2	4
Shimfessel	1-4	1-3	5	3	2
Thompson	1-2	2-3	1	4	3
Totals	25-80	33-53	33	83	54
FG%:	.313	FT%:	.623		

SCORE BY PERIODS				ATTENDANCE: 14,500	
Iowa	54	43	97		
Morehead State	35	48	83		

IOWA 89, KENTUCKY 77 *(Elite Eight)*

March 17, 1956, Iowa City, IA

Iowa -- 89					
Name	FG	FT	PF	TP	RB
Cain	12-21	10-11	2	34	9
Schoof	2-6	0-0	3	4	3
Logan	6-18	2-6	3	14	13
Seaberg	2-12	5-5	1	9	11
Scheuerman	8-13	6-9	4	22	5
George	3-10	0-1	3	6	11
Hawthorne	0-0	0-0	0	0	0
Martel	0-0	0-0	0	0	0
Sebolt	0-0	0-0	0	0	0
Paul	0-2	0-0	0	0	2
McConnell	0-1	0-0	2	0	1
Totals	33-83	23-32	18	89	55
FG%:	.398	FT%:	.719		
Kentucky -- 77					
Name	FG	FT	PF	TP	RB
Bird	9-21	5-9	1	23	24
Grawemeyer	2-10	1-1	4	5	7
Burrow	13-23	5-8	3	31	12
Calvert	3-10	1-1	3	7	6
Hatton	2-4	0-3	2	4	1
Johnson	1-9	1-3	1	3	6
Brewer	2-5	0-0	4	4	1
Collinsworth	0-0	0-0	1	0	0
Cassady	0-0	0-0	0	0	0
Totals	32-82	13-25	19	77	57
FG%:	.398	FT%:	.719		
SCORE BY PERIODS					
Iowa	49	40	89	ATTENDANCE: 15,375	
Kentucky	38	39	77		

IOWA 83, TEMPLE 76 *(Final Four)*

March 22, 1956, Evanston, IL

Iowa -- 83					
Name	FG	FT	PF	TP	RB
Cain	8-20	4-9	1	20	15
Schoof	5-15	8-9	4	18	18
Logan	13-21	10-15	2	36	8
Seaberg	1-7	0-0	4	2	6
Scheuerman	1-2	2-2	4	4	2
Martel	1-4	1-3	0	3	2
Totals	29-70	25-38	15	83	51
FG%:	.414	FT%:	.658		
Temple -- 76					
Name	FG	FT	PF	TP	RB
Norman	1-8	0-2	4	2	17
Reinfeld	1-6	0-0	2	2	2
Fleming	1-4	0-0	1	4	2
Cohen	3-7	0-1	5	6	12
VanPatton	1-4	0-1	4	2	5
Rodgers	12-29	4-9	3	28	7
Lear	15-30	2-4	4	32	2
Totals	35-88	6-17	23	76	47
FG%:	.398	FT%:	.353		
SCORE BY PERIODS					
Iowa	39	44	83		
Temple	36	40	76		
ATTENDANCE: 10,525					
SAN FRANCISCO 83, IOWA 71 (National Championship)					
March 23, 1956, Evanston, IL					

Iowa -- 71					
Name	FG	FT	PF	TP	RB
Cain	7-25	3-4	1	17	12
Schoof	5-10	4-4	3	14	9
Logan	5-23	2-2	3	12	15
George	0-0	0-0	0	0	0
Seaberg	5-13	7-10	1	17	4
Martel	0-1	0-0	0	0	0
Scheuerman	4-7	3-4	2	11	7
Mcconnell	0-0	0-0	0	0	1
Totals	26-81	19-24	10	71	48
FG%:	.325	FT%:	.750		
San Francisco -- 83					
Name	FG	FT	PF	TP	RB
Boldt	7-15	1-2	4	16	5
Baxter	2-6	0-0	0	4	0
Farmer	0-10	0-0	2	0	12
Preaseau	3-4	1-2	3	7	3
Russell	11-24	4-5	2	26	27
Nelson	0-0	0-0	0	0	0
Perry	6-14	2-2	2	14	4
Bush	0-0	0-0	0	0	0
Brown	6-14	4-4	0	16	9
Payne	0-0	0-0	0	0	0
Totals	35-87	13-15	13	83	60
FG%:	.402	FT%:	.813		
SCORE BY PERIODS					
Iowa	33	38	71	ATTENDANCE: N/A	
San Francisco	38	45	83		

**JACKSONVILLE 104, IOWA 103 (Sweet 16)**

March 12, 1970, Columbus, OH

Iowa -- 103

Name	FG	FT	PF	RB	TP
Vidnovic	8-13	8-11	3	8	24
Johnson	9-19	1-3	3	8	19
Jensen	1-8	2-3	3	4	4
Brown	13-23	1-2	3	4	27
Calabria	7-12	7-8	4	8	21
McGilmer	4-8	0-2	4	3	8
Grabinski	0-0	0-2	0	2	0
Team				9	
Totals	42-83	19-31	20	46	103
FG%:	.506	FT%:	.612		

Jacksonville -- 104

Name	FG	FT	PF	RB	TP
Blevins	0-1	0-0	3	1	0
Burrows	11-12	1-2	3	9	23
Gilmore	13-24	4-7	5	17	30
Wedeking	2-8	1-3	1	4	5
Morgan	9-14	5-9	4	4	23
Dublin	2-8	0-0	5	2	4
Nelson	6-7	6-6	1	9	18
McIntyre	0-1	1-2	0	1	1
Baldwin	0-1	0-0	1	0	0
Team				4	
Totals	43-76	18-29	23	51	104
FG%:	.565	FT%:	.620		

SCORE BY PERIODS

Iowa	49	54	103
Jacksonville	50	54	104

ATTENDANCE: 13,937

IOWA 121, NOTRE DAME 106 (Sweet 16 Consolation)

March 14, 1970, Columbus, OH

Iowa -- 121

Name	FG	FT	PF	RB	TP
Vidnovic	7-14	10-10	1	11	24
Johnson	14-31	3-3	3	9	31
Jensen	2-2	1-1	1	7	5
Brown	8-16	0-0	3	6	16
Calabria	15-22	1-2	3	8	31
McGilmer	6-9	0-0	3	6	12
Schultz	0-1	0-0	0	0	0
Hodge	0-0	2-2	0	0	2
Grabinski	0-1	0-1	1	0	0
Hazley	0-1	0-0	0	1	0
Miller	0-1	0-0	0	1	0
Team				3	
Totals	52-98	17-19	15	52	121
FG%:	.530	FT%:	.894		

Notre Dame -- 106

Name	FG	FT	PF	RB	TP
Jones	12-24	0-0	3	8	24
Carr	21-39	3-4	2	10	45
Catlett	3-10	1-1	2	6	7
O'Connell	1-3	0-0	1	0	2
Meehan	1-3	1-1	0	1	3
Ziznewski	2-6	3-4	2	10	7
Sinnott	2-5	6-6	2	3	10
Hinga	2-5	2-2	1	2	6
Gallagher	1-2	0-0	0	2	2
Team				8	
Totals	45-97	16-18	13	50	106
FG%:	.463	FT%:	.888		

SCORE BY PERIODS

Iowa	75	46	121
Notre Dame	42	64	106

ATTENDANCE: 13,865

TOLEDO 74, IOWA 72 (2nd Round)

March 10, 1979, Bloomington, IN

Iowa -- 72

Name	FG	FT	RB	PF	TP	A	TO	BK	S	MIN
Mayfield	8-11	3-8	5	4	19	1	0	1	1	28
Boyle	2-9	3-6	4	2	7	0	3	0	1	34
Waite	1-2	0-0	3	3	2	0	0	1	0	22
Lester	9-13	5-6	4	4	23	6	3	1	2	38
Peth	1-3	1-2	2	5	3	2	1	0	0	23
Krafscisin	2-4	2-5	6	5	6	2	2	0	1	18
Norman	4-8	0-0	0	5	8	1	2	0	0	17
Brookins	2-3	0-0	2	3	4	0	1	0	0	10
Arnold	0-2	0-0	1	0	0	2	0	0	0	10
Team			6							
Totals	29-55	14-27	33	31	72	14	12	3	5	200
FG%:	.527	FT%:	.519							

Toledo -- 74

Name	FG	FT	RB	PF	TP	A	TO	BK	S	MIN
Swaney	5-12	2-2	4	4	12	0	2	1	0	16
Appel	2-4	0-0	3	2	4	1	0	0	0	24
Miller	5-8	8-17	14	4	18	4	2	0	1	40
Joplin	3-7	9-11	0	4	15	3	2	0	3	32
Lehman	2-4	6-8	5	2	10	3	5	0	0	35
Selgo	2-4	2-2	4	5	6	2	1	0	1	23
Knuckles	3-4	1-1	2	2	7	0	6	0	0	15
Garwood	0-0	0-0	0	1	0	0	1	0	0	1
Montague	1-2	0-0	1	0	2	0	0	0	0	14
Team			11							
Totals	23-45	28-41	41	24	74	13	19	1	5	200
FG%:	.511	FT%:	.683							

SCORE BY PERIODS

Iowa	41	31	72
Toledo	29	45	74

ATTENDANCE: 8,500

IOWA 86, VCU 72 (1st Round)

March 6, 1980, Greensboro, NC

Iowa -- 86

Name	FG	FT	RB	PF	TP	A	TO	BK	S	MIN
Boyle	8-14	1-3	8	3	17	4	2	0	1	39
Waite	7-14	3-4	10	3	17	2	3	0	1	34
Krafscisin	5-9	0-1	9	3	10	5	4	1	1	32
Lester	4-8	9-13	1	2	17	8	1	0	0	32
Arnold	8-12	7-8	4	3	23	4	0	0	2	36
Hansen	0-0	0-0	1	1	0	1	2	1	0	8
Brookins	1-3	0-0	6	2	2	1	1	1	0	16
Heller	0-0	0-0	0	0	0	0	0	0	0	1
Darsee	0-0	0-0	0	0	0	0	0	0	0	1
Grogan	0-0	0-0	0	0	0	0	0	0	0	1
Team			4							
Totals	33-60	20-29	43	17	86	25	13	3	5	200
FG%:	.550	FT%:	.690							

Virginia Commonwealth -- 72

Name	FG	FT	RB	PF	TP	A	TO	BK	S	MIN
Kottak	4-9	2-2	3	5	10	2	0	0	1	33
McCray	9-18	0-1	11	4	18	1	2	2	1	37
Jones	2-5	1-1	7	3	5	0	4	1	0	27
Knight	6-19	1-1	7	4	13	5	2	0	2	33
Sherod	5-11	4-7	3	4	14	5	2	0	2	40
Harris	0-1	2-2	0	2	2	0	0	0	0	5
Stancel	5-7	0-0	3	2	10	1	0	0	0	21
Shropshire	0-0	0-0	0	1	0	0	0	0	0	2
Ringo	0-0	0-0	0	0	0	0	0	0	0	1
Bates	0-0	0-0	0	0	0	0	0	0	0	1
Totals	31-70	10-14	34	25	72	14	10	3	6	200
FG%:	.433	FT%:	.714							

SCORE BY PERIODS

Iowa	39	47	86
VCU	28	44	72

ATTENDANCE: 6,865

IOWA 77, N.C. STATE 64 (2nd Round)
March 8, 1980, Greensboro, NC

Iowa -- 77										
Name	FG	FT	RB	PF	TP	A	TO	BK	S	MIN
Boyle	3-5	3-5	7	3	9	3	1	0	2	33
Waite	0-4	3-5	4	1	3	0	2	0	0	33
Krafcsin	0-2	7-8	4	1	7	1	1	1	0	18
Lester	6-10	5-6	0	4	17	4	3	0	1	28
Arnold	6-11	6-8	4	1	18	2	0	1	0	39
Hansen	2-5	0-0	2	2	4	3	1	0	1	17
Brookins	7-7	3-5	2	2	17	0	2	2	0	31
Heller	1-1	0-0	0	0	2	0	0	0	0	1
Team			7							
Totals	25-45	27-37	30	14	77	13	10	4	4	200
FG%:	.556		FT%:	.730						

North Carolina State -- 64										
Name	FG	FT	RB	PF	TP	A	TO	BK	S	MIN
Whitney	5-16	0-2	11	5	10	4	2	1	0	35
Bailey	0-3	2-2	3	3	2	0	1	0	1	23
Watts	6-6	0-0	4	2	12	1	2	2	0	24
Austin	9-18	0-0	1	4	18	0	3	0	0	23
Lowe	1-3	3-4	0	3	5	10	2	0	1	33
Matthews	3-6	0-0	0	1	6	0	1	0	0	19
Jones	2-4	0-1	4	3	4	2	2	0	1	28
Parzych	0-0	0-0	0	0	0	0	0	0	0	2
Whittenburg	2-4	0-0	1	1	4	0	0	0	0	7
Perry	0-0	0-0	0	0	0	0	0	0	0	2
Nevitt	1-1	0-0	1	3	2	0	0	1	0	3
Weber	0-0	1-1	0	0	1	2	0	0	0	1
Team			4							
Totals	29-61	6-10	29	25	64	19	13	4	3	200
FG%:	.415		FT%:	.600						

SCORE BY PERIODS					ATTENDANCE: 13,210				
Iowa		26	51	77					
NC State		29	35	64					

IOWA 88, SYRACUSE 77 (Sweet 16)
March 14, 1980, Philadelphia, PA

Iowa -- 88										
Name	FG	FT	RB	PF	TP	A	TO	BK	S	MIN
Brookins	5-10	11-12	5	4	21	2	1	2	0	31
Boyle	8-12	2-2	5	3	18	0	3	0	0	40
Krafcsin	6-9	2-2	3	5	14	1	0	1	1	23
Lester	3-10	3-5	3	1	9	7	3	0	2	35
Arnold	2-7	8-13	5	1	12	5	1	0	2	35
Hansen	1-2	2-2	1	4	4	3	1	0	0	15
Waite	4-5	2-3	5	2	10	0	3	2	0	21
Team			4							
Totals	29-55	30-39	31	20	88	18	12	5	5	200
FG%:	.527		FT%:	.760						

Syracuse -- 77										
Name	FG	FT	RB	PF	TP	A	TO	BK	S	MIN
Stantifer	5-9	4-4	3	4	14	1	3	0	1	31
Orr	10-17	5-5	16	2	25	8	5	0	0	39
Bouie	7-8	4-5	3	5	18	0	2	2	0	19
Moss	4-7	0-0	1	5	8	3	2	0	2	29
Headd	0-7	0-0	3	2	0	3	2	0	0	26
Bruin	1-5	0-0	3	3	2	2	1	0	1	21
Cohen	0-2	0-0	1	4	0	2	1	0	1	13
Schayes	2-7	6-9	2	3	10	1	1	0	0	22
Team			5							
Totals	29-62	19-23	37	28	77	20	17	2	5	200
FG%:	.468		FT%:	.826						

SCORE BY PERIODS					ATTENDANCE: 17,569				
Iowa		40	48	88					
Syracuse		33	44	77					

IOWA 81, GEORGETOWN 80 (Elite Eight)
March 16, 1980, Philadelphia, PA

Iowa -- 81										
Name	FG	FT	RB	PF	TP	A	TO	BK	S	MIN
Brookins	10-17	2-2	4	1	22	0	1	1	1	39
Boyle	7-11	0-0	3	4	14	4	1	0	1	34
Krafcsin	1-2	0-1	3	2	2	1	0	1	0	21
Lester	2-7	4-4	2	3	8	9	0	0	1	39
Arnold	5-8	2-2	2	1	12	3	1	0	1	32
Waite	4-4	7-7	4	3	15	2	2	0	0	22
Hansen	2-2	4-4	1	1	8	1	1	0	0	13
Team			2							
Totals	31-51	19-20	21	15	81	20	6	2	4	200
FG%:	.608		FT%:	.950						

Georgetown -- 80										
Name	FG	FT	RB	PF	TP	A	TO	BK	S	MIN
Dutch	1-4	0-0	3	3	2	0	0	0	0	12
Shelton	7-10	2-3	5	5	16	0	1	1	0	32
Hancock	2-3	0-0	1	1	4	0	1	0	0	12
Floyd	11-14	9-10	3	0	31	2	1	0	1	36
Doren	5-9	0-0	3	2	10	8	4	0	1	36
Smith	2-5	0-0	0	1	4	2	1	0	0	28
Frazier	4-5	1-1	3	4	9	0	1	0	1	15
Fenlon	0-1	0-0	0	1	0	1	1	0	0	6
Spriggs	0-2	2-2	2	2	2	0	1	1	0	15
Bullis	1-2	0-0	1	0	2	0	0	0	0	6
Team			3							
Totals	33-55	14-16	24	19	80	13	10	2	3	200
FG%:	.620		FT%:	.875						

SCORE BY PERIODS					ATTENDANCE: 15,981				
Iowa		32	49	81					
Georgetown		42	38	80					

LOUISVILLE 80, IOWA 72 (Final Four)
March 22, 1980, Indianapolis, IN

Iowa -- 72										
Name	FG	FT	RB	PF	TP	A	TO	BK	S	MIN
Brookins	6-18	2-2	6	5	14	2	2	0	1	33
Boyle	0-8	0-0	7	2	0	5	4	0	2	38
Krafcsin	4-5	4-4	3	5	12	0	1	1	0	32
Lester	4-4	2-2	1	2	10	1	0	0	0	12
Arnold	9-17	2-2	3	1	20	5	1	0	1	39
Waite	4-6	1-1	2	5	9	0	3	0	2	29
Hansen	2-8	3-4	4	2	7	4	0	0	1	17
Gannon	0-0	0-0	0	0	0	0	0	0	0	1
Henry	0-0	0-0	0	1	0	0	0	0	0	1
Totals	29-66	14-15	26	23	72	17	11	1	7	200
FG%:	.439		FT%:	.933						

Louisville -- 80										
Name	FG	FT	RB	PF	TP	A	TO	BK	S	MIN
Brown	1-3	0-2	5	4	2	2	4	0	0	29
Smith	3-7	7-8	8	2	13	2	1	0	0	37
McCray	5-7	4-4	9	2	14	3	2	2	2	37
Eaves	2-4	4-5	4	1	8	1	1	0	0	22
Griffith	14-21	6-8	5	1	34	6	4	2	3	36
Wright	1-2	0-0	3	1	2	1	1	0	0	15
Burkman	2-3	3-4	2	3	7	0	5	0	1	22
Branch	0-0	0-0	0	0	0	0	0	0	0	2
Deuser	0-0	0-0	0	0	0	0	0	0	0	1
Cleveland	0-0	0-0	0	0	0	0	0	0	0	1
Pulliam	0-0	0-0	0	0	0	0	0	0	0	1
Totals	28-47	24-31	36	14	80	15	18	4	6	200
FG%:	.596		FT%:	.774						

SCORE BY PERIODS					ATTENDANCE: 16,637				
Iowa		29	43	72					
Louisville		34	46	80					

**PURDUE 75, IOWA 58 (Final Four Consolation Game)**

March 24, 1980, Indianapolis, IN

Iowa -- 58

Name	FG	FT	RB	PF	TP	A	TO	BK	S	MIN
Brookins	2-6	0-1	6	5	4	2	2	1	0	20
Waite	3-5	2-5	7	4	8	1	3	1	1	27
Krafcsisin	2-8	2-2	6	5	6	1	3	0	1	24
Arnold	8-14	3-5	2	2	19	3	6	0	1	40
Boyle	3-8	3-4	7	4	9	2	3	0	1	36
Hansen	4-13	2-2	4	4	10	3	2	0	1	30
Gannon	1-8	0-0	3	0	2	0	0	0	0	15
Heller	0-2	0-0	1	1	0	0	0	0	0	4
Henry	0-1	0-0	1	1	0	0	1	1	0	4
Grogan	0-0	0-0	0	0	0	0	0	0	0	1
Arens	0-0	0-0	0	0	0	0	0	0	0	1
Darsee	0-0	0-0	0	0	0	0	0	0	0	1
Team			3							
Totals	23-65	12-19	40	26	58	12	20	3	5	200
	FG%:	.354	FT%:	.632						

Purdue -- 75

Name	FG	FT	RB	PF	TP	A	TO	BK	S	MIN
Morris	3-3	1-1	1	3	7	3	5	0	1	22
Hallman	4-9	0-3	3	3	8	2	2	0	2	35
Carroll	14-17	7-11	12	3	35	2	7	4	0	37
Edmonson	6-11	5-8	4	2	17	3	4	2	1	35
Walker	0-1	0-0	5	3	0	4	5	0	2	20
Stallings	1-3	2-2	1	1	4	3	0	0	1	12
Walker	1-3	2-3	4	2	4	4	0	0	1	26
Barnes	0-2	0-0	1	0	0	0	0	0	0	5
Others	0-2	0-0	1	3	0	1	0	0	0	8
Team			4							
Totals	29-49	17-28	36	20	75	22	23	6	8	200
	FG%:	.592	FT%:	.607						

SCORE BY PERIODS

Iowa	27	31	58
Purdue	32	43	75

ATTENDANCE: 16,637

WICHITA STATE 60, IOWA 56 (2nd Round)

March 15, 1981, Wichita, KS

Iowa -- 56

Name	FG	FT	RB	PF	TP	A	TO	BK	S	MIN
Brookins	6-8	4-6	3	3	16	3	2	0	2	35
Waite	2-4	1-1	3	4	3	0	2	0	0	19
Krafcsisin	6-13	1-3	7	5	13	0	1	0	2	24
Arnold	5-10	2-2	1	0	12	2	3	0	0	35
Boyle	2-10	0-0	1	5	4	3	3	0	4	35
Carfino	0-1	0-0	1	1	0	0	0	0	0	10
Johnson	1-2	0-0	1	0	2	0	0	0	0	4
Hansen	1-1	0-0	2	2	2	2	3	0	0	14
Gannon	1-5	0-0	6	3	2	0	1	0	1	24
Team			1							
Totals	24-54	8-12	26	23	56	10	15	0	10	200
	FG%:	.444	FT%:	.667						

Wichita State -- 60

Name	FG	FT	RB	PF	TP	A	TO	BK	S	MIN
Carr	6-15	8-10	12	3	20	1	3	5	3	39
Jackson	2-5	0-0	3	4	4	2	4	0	1	35
Levingston	10-18	5-8	16	2	25	1	5	0	0	39
Smithson	1-2	4-6	2	3	6	5	2	0	1	40
Martin	2-4	0-0	1	3	4	1	2	0	0	11
Gibbs	0-2	0-0	1	2	0	2	2	0	0	12
Jones	0-1	1-2	2	1	1	0	2	0	0	9
Papke	0-2	0-0	0	2	0	1	0	0	0	14
Denny	0-0	0-0	0	0	0	0	0	0	0	1
Team			2							
Totals	21-49	18-26	39	20	60	13	20	5	5	200
	FG%:	.428	FT%:	.692						

SCORE BY PERIODS

Iowa	36	20	56
Wichita State	25	35	60

ATTENDANCE: 10,666

IOWA 70, NORTHEAST LOUISIANA 63 (1st Round)

March 12, 1982, Pullman, WA

Iowa -- 70

Name	FG	FT	RB	PF	TP	A	TO	BK	S	MIN
Boyle	4-8	3-3	6	5	11	2	0	1	0	32
Payne	0-6	1-4	14	4	1	0	4	1	0	30
Stokes	5-10	1-2	6	3	11	0	3	3	1	21
Hansen	7-14	5-5	4	4	19	2	7	1	2	31
Arnold	5-9	4-4	4	3	14	1	2	0	0	39
Carfino	4-5	4-4	0	2	12	5	2	0	1	31
Anderson	0-0	0-0	0	0	0	0	0	0	0	1
Gannon	1-5	0-0	2	1	2	2	1	0	0	15
Team			5							
Totals	26-57	18-22	41	22	70	12	19	6	4	200
	FG%:	.456	FT%:	.818						

Northeast Louisiana -- 63

Name	FG	FT	RB	PF	TP	A	TO	BK	S	MIN
Wilson	6-15	6-8	10	3	18	1	2	0	1	37
Martin	6-15	4-5	11	1	16	0	4	0	0	40
Morris	5-16	5-6	7	4	15	0	4	0	1	40
Butler	5-10	0-0	2	3	10	0	2	0	0	36
Richard	2-6	0-0	0	5	4	1	3	0	0	32
Douglas	0-2	0-0	0	0	0	1	0	0	0	5
Dean	0-1	0-1	1	1	0	0	1	0	0	7
Williams	0-0	0-0	1	1	0	0	0	0	0	3
Totals	24-65	15-20	38	18	63	3	16	0	2	200
	FG%:	.369	FT%:	.750						

SCORE BY PERIODS

Iowa	28	42	70
NE Louisiana	29	34	63

ATTENDANCE: 9,420

IDAHO 69, IOWA 67 -- OT (2nd Round)

March 14, 1982, Pullman, WA

Iowa -- 67

Name	FG	FT	RB	PF	TP	A	TO	BK	S	MIN
Hansen	5-12	1-2	4	3	11	1	2	0	0	44
Boyle	5-7	0-0	2	5	10	1	2	0	1	33
Payne	4-11	1-2	7	5	9	4	2	2	0	28
Carfino	4-6	0-0	4	5	8	3	2	0	0	25
Arnold	3-8	2-2	2	3	8	5	1	0	0	45
Berkenpas	1-2	0-0	0	0	2	0	1	0	0	4
Dennard	2-4	2-3	2	1	6	0	0	0	0	11
Anderson	2-4	1-3	2	0	5	1	0	0	0	22
Stokes	2-3	4-7	2	5	8	0	0	0	1	13
Team			9							
Totals	28-57	11-19	34	27	67	15	10	2	2	225
	FG%:	.491	FT%:	.579						

Idaho -- 69

Name	FG	FT	RB	PF	TP	A	TO	BK	S	MIN
Herbert	1-6	2-2	3	3	4	1	3	0	0	45
Hopson	7-12	7-10	9	3	21	1	2	1	0	45
Smith	7-10	2-3	8	5	16	1	2	1	0	34
Kellerman	5-9	4-6	2	4	14	2	2	0	1	45
Owens	0-5	12-12	1	2	12	4	5	0	0	45
Prigge	0-2	2-2	0	1	2	0	0	0	0	11
Team			9							
Totals	20-44	29-35	33	18	69	9	14	2	1	225
	FG%:	.455	FT%:	.829						

SCORE BY PERIODS

Iowa	23	34	10	67
Idaho	33	24	12	69

ATTENDANCE: 12,340

IOWA 64, UTAH STATE 59 (1st Round)
March 18, 1983, Louisville, KY

Iowa - - 64										
Name	FG	FT	RB	PF	TP	A	TO	BK	S	MIN
Payne	2-9	2-2	10	5	6	1	3	2	1	35
Gannon	2-4	5-8	7	1	9	0	0	0	0	39
Stokes	7-12	3-4	9	4	17	0	3	1	1	31
Carfino	1-5	3-6	0	3	5	3	2	0	5	34
Hansen	8-20	8-8	7	3	24	0	1	0	0	38
Anderson	0-1	3-4	1	0	3	1	0	0	0	10
Banks	0-1	0-0	1	3	0	4	0	0	0	9
Berkenpas	0-2	0-0	0	0	0	1	0	0	0	2
Dennard	0-1	0-0	0	1	0	0	0	0	0	2
Team			1							
Totals	20-55	24-32	36	20	64	10	9	3	7	200
	FG%:	.364	FT%:	.750						

Utah State - - 59										
Name	FG	FT	RB	PF	TP	A	TO	BK	S	MIN
McCullough	4-8	4-4	7	4	12	3	4	0	0	33
Ence	3-6	2-3	5	4	8	3	1	0	1	35
Grant	7-15	3-5	10	2	17	3	3	3	0	37
Washington	2-4	0-0	0	5	4	0	5	0	0	27
McMullin	2-6	0-2	4	3	4	1	1	0	0	35
Harries	1-3	0-0	1	2	2	0	3	1	0	9
Peterson	3-3	0-0	2	2	6	0	1	0	0	11
Rotta	1-2	4-5	1	2	6	0	0	0	0	13
Team			2							
Totals	23-47	13-19	32	24	59	10	18	4	1	200
	FG%:	.489	FT%:	.684						

SCORE BY PERIODS				ATTENDANCE: 12,745			
Iowa		30	34	64			
Utah State		37	22	59			

IOWA 77, MISSOURI 63 (2nd Round)
March 20, 1983, Louisville, KY

Iowa - - 77										
Name	FG	FT	RB	PF	TP	A	TO	BK	S	MIN
Payne	7-12	5-6	7	3	19	1	1	1	2	39
Gannon	4-6	3-5	9	2	11	4	1	0	1	38
Stokes	7-11	8-10	6	2	22	2	1	3	0	39
Carfino	3-4	2-3	5	3	8	2	2	0	2	36
Hansen	4-12	7-8	6	3	15	3	5	0	0	37
Banks	1-1	0-1	1	1	2	1	0	0	0	7
Anderson	0-0	0-0	0	0	0	0	0	0	1	1
King	0-0	0-0	0	0	0	0	0	0	0	1
Dennard	0-0	0-0	1	0	0	0	0	0	0	1
Lohaus	0-0	0-0	0	0	0	0	0	0	0	1
Team			1							
Totals	26-46	25-33	36	14	77	13	10	4	6	200
	FG%:	.565	FT%:	.758						

Missouri - - 63										
Name	FG	FT	RB	PF	TP	A	TO	BK	S	MIN
Cavener	4-9	1-2	10	4	9	1	4	0	1	37
Jones	2-4	2-2	5	4	6	2	0	0	0	24
Stipanovich	3-11	0-0	8	5	6	1	2	1	1	33
Bridges	5-7	0-1	2	4	10	2	2	0	0	35
Sundvold	14-24	1-2	1	3	29	2	2	0	0	39
Dressler	0-4	0-0	1	2	0	2	0	0	1	18
Walker	0-0	0-0	0	0	0	0	0	0	0	1
Moody	0-2	0-2	0	3	0	1	0	0	0	10
Roundtree	0-0	0-0	0	0	0	0	0	0	0	1
Laurie	1-1	1-2	0	0	3	0	0	0	0	1
Musser	0-0	0-0	1	0	0	0	0	0	0	1
Totals	29-62	5-11	28	25	63	11	10	1	3	200
	FG%:	.468	FT%:	.455						

SCORE BY PERIODS				ATTENDANCE: 14,105			
Iowa		32	45	77			
Missouri		20	43	63			

VILLANOVA 55, IOWA 54 (Sweet 16)
March 25, 1983, Kansas City, MO

Iowa - - 54										
Name	FG	FT	RB	PF	TP	A	TO	BK	S	MIN
Payne	1-6	1-2	2	5	3	1	2	0	0	24
Gannon	2-5	0-0	1	3	4	0	1	0	2	30
Stokes	10-15	2-4	11	3	22	1	3	1	2	39
Carfino	1-7	0-0	5	3	2	5	1	0	4	39
Hansen	9-15	3-4	8	2	21	3	2	0	0	40
Banks	1-4	0-1	2	0	2	0	1	1	1	23
Anderson	0-1	0-0	0-0	0	0	1	0	0	0	5
Team			1							
Totals	24-53	6-11	30	16	54	10	10	2	9	200
	FG%:	.463	FT%:	.545						

Villanova - - 55										
Name	FG	FT	RB	PF	TP	A	TO	BK	S	MIN
Pressley	1-5	0-0	3	0	2	3	1	1	1	24
Pickney	2-6	4-4	11	4	8	3	1	1	2	38
Pinone	6-12	6-6	9	4	18	1	3	1	1	39
Gringer	5-9	1-4	1	1	11	4	4	0	1	39
McClain	5-9	0-0	1	3	10	1	3	0	1	30
McLain	0-1	2-2	0	2	2	0	1	0	0	9
Hulquin	2-2	0-0	1	4	4	1	0	0	0	11
Dobbs	0-0	0-0	0	0	0	0	0	0	0	1
Team			1							
Totals	21-44	13-16	27	18	55	13	13	3	6	200
	FG%:	.477	FT%:	.813						

SCORE BY PERIODS				ATTENDANCE: 17,036			
Iowa		24	30	54			
Villanova		24	31	55			

ARKANSAS 63, IOWA 54 (1st Round)
March 14, 1985, Salt Lake City, UT

Iowa - - 54										
Name	FG	FT	RB	PF	TP	A	TO	BK	S	MIN
Payne	1-4	0-0	4	2	2	1	2	1	3	33
Lorenzen	1-3	0-2	3	3	2	0	2	0	1	21
Stokes	6-12	2-2	8	5	14	2	5	0	0	32
Banks	3-8	0-1	5	3	6	6	3	0	2	35
Berkenpas	8-17	0-0	2	3	16	2	0	0	4	31
Wright	5-7	4-7	5	3	14	2	3	0	1	25
Reaves	0-2	0-0	0	1	0	1	0	0	1	8
Jones	0-1	0-2	1	2	0	1	0	0	0	3
Moe	0-2	0-0	0	0	0	2	0	0	0	7
Morgan	0-1	0-0	0	0	0	0	1	0	0	1
Snedeker	0-0	0-0	1	1	0	0	0	0	0	3
Hill	0-0	0-0	0	1	0	1	0	0	0	1
Team			4							
Totals	24-57	6-15	33	24	54	18	16	1	12	200
	FG%:	.421	FT%:	.400						

Arkansas - - 63										
Name	FG	FT	RB	PF	TP	A	TO	BK	S	MIN
Mills	2-6	6-8	3	4	10	5	7	0	1	27
Balentine	6-7	2-2	8	4	14	3	1	0	3	39
Kleine	10-17	5-8	14	3	25	0	3	0	2	38
Hutchinson	0-3	4-7	3	3	4	5	3	0	2	30
Freeman	3-5	0-0	4	0	6	2	2	0	1	28
Rehl	1-2	0-0	0	2	2	1	0	0	0	6
Irvin	1-6	0-0	1	0	2	0	0	0	0	14
Moore	0-0	0-0	1	0	0	0	0	0	0	9
Lang	0-0	0-2	0	2	0	0	1	1	0	8
Poerschke	0-0	0-0	0	0	0	0	0	0	1	1
Team			5							
Totals	23-46	17-27	39	18	63	16	17	1	10	200
	FG%:	.500	FT%:	.629						

SCORE BY PERIODS				ATTENDANCE: 6,928			
Iowa		33	21	54			
Arkansas		26	37	63			



N.C. STATE 66, IOWA 64 (1st Round)

March 14, 1986, Minneapolis, MN

Iowa -- 64

Name	FG	FT	RB	PF	TP	A	TO	BK	S	MIN
Wright	5-8	5-5	7	5	15	1	2	0	1	33
Marble	5-11	5-12	5	3	15	1	1	1	1	36
Lorenzen	3-5	2-4	5	5	8	0	0	0	0	25
Jones	3-7	2-2	1	1	8	1	1	0	1	30
Banks	8-13	0-0	4	2	16	0	1	0	2	40
Moe	1-3	0-1	0	1	2	1	1	0	0	14
Horton	0-0	0-2	1	4	0	0	0	0	1	10
Lohaus	0-1	0-0	1	0	0	0	1	0	0	11
Others	0-0	0-0	0	0	0	0	0	0	0	2
Team			7							
Totals	25-48	14-26	31	21	64	4	7	1	6	200
FG%:	.520	FT%:	.538							

North Carolina State -- 66

Name	FG	FT	RB	PF	TP	A	TO	BK	S	MIN
Bolton	5-7	3-4	6	5	13	2	0	0	0	33
Shackleford	5-10	0-3	8	3	10	0	0	0	1	35
Washburn	8-20	2-7	9	2	18	2	2	0	1	34
McMillan	5-10	5-6	6	4	15	3	4	0	1	40
Myers	2-8	0-0	2	3	4	0	2	0	1	36
Brown	1-2	0-0	2	0	2	0	0	0	0	10
Others	2-4	0-1	2	2	4	1	0	0	1	12
Team			7							
Totals	28-61	10-21	42	19	66	8	8	0	5	200
FG%:	.459	FT%:	.476							

SCORE BY PERIODS

Iowa	39	25	64
NC State	36	30	66

ATTENDANCE: 27,444

IOWA 99, SANTA CLARA 76 (1st Round)

March 13, 1987, Tucson, AZ

Iowa -- 99

Name	FG	3-PT	FT	RB	PF	TP	A	TO	BK	S	MN
Wright	1-4	0-0	2-4	3	3	4	0	2	0	1	18
Marble	8-10	0-2	0-0	7	1	16	2	2	1	2	22
Lohaus	2-4	0-1	2-2	1	0	6	1	1	0	0	18
Armstrong	1-3	0-1	0-0	1	1	2	4	1	0	2	18
Gamble	8-8	0-0	2-2	1	2	18	1	0	0	2	18
Moe	3-5	2-3	4-4	4	3	12	1	2	0	0	17
Horton	4-7	0-0	3-4	2	2	11	1	1	0	1	14
Jones	0-4	0-0	4-6	5	2	4	1	1	0	2	15
Lorenzen	4-6	0-1	0-0	4	3	8	1	1	0	1	16
Reaves	2-2	0-0	5-6	3	1	9	0	4	0	1	14
Hill	0-2	0-0	1-2	4	1	1	1	2	0	0	9
Morgan	2-4	0-0	0-0	3	2	4	0	2	0	1	11
Jepsen	1-2	0-0	0-1	3	3	2	0	1	0	0	5
Jewell	1-2	0-0	0-0	0	0	2	1	0	0	0	5
Team				2							
Totals	37-63	2-8	23-31	43	24	99	14	20	1	13	200
FG%:	.587	3-PT%:	.250							.742	

Santa Clara -- 76

Name	FG	3-PT	FT	RB	PF	TP	A	TO	BK	S	MN
Gordon	9-14	0-0	6-6	6	3	24	0	3	0	0	37
Moody	0-5	0-2	1-2	2	4	1	1	3	0	0	17
Weiss	2-4	0-0	5-7	2	2	9	1	1	0	0	28
Appiah	1-6	0-0	2-3	2	4	4	2	2	0	0	24
Lane	6-11	2-2	4-4	1	4	18	3	3	0	4	33
Horvath	1-1	0-0	0-0	1	1	2	0	3	0	1	17
Burley	4-12	3-9	0-0	0	3	11	2	4	0	0	20
McPherson	0-2	0-0	0-0	3	1	0	0	1	1	0	13
Others	2-2	1-1	2-4	3	1	7	0	1	0	0	11
Team				3							
Totals	25-57	6-14	20-26	23	23	76	9	21	1	5	200
FG%:	.439	3-PT%:	.429							.769	

SCORE BY PERIODS

Iowa	51	48	99
Santa Clara	22	54	76

ATTENDANCE: 13,214

IOWA 84, UTEP 82 (2nd Round)

March 15, 1987, Tucson, AZ

Iowa -- 84

Name	FG	3-PT	FT	RB	PF	TP	A	TO	BK	S	MN
Marble	9-14	0-1	10-11	7	1	28	3	4	1	1	36
Gamble	6-9	0-1	2-3	4	3	14	2	3	0	1	32
Lohaus	2-7	2-4	1-2	5	0	7	2	2	1	1	30
Armstrong	5-8	3-4	3-4	2	0	16	1	3	0	0	29
Wright	2-3	0-0	3-5	4	1	7	1	4	1	0	20
Jones	0-0	0-0	0-0	3	0	0	0	2	0	0	7
Moe	2-4	1-3	0-0	0	1	5	1	1	0	0	12
Horton	1-4	0-0	1-2	6	5	3	1	1	0	0	20
Lorenzen	2-2	0-0	0-2	2	1	4	3	0	0	0	10
Reaves	0-0	0-0	0-0	0	0	0	1	0	0	0	4
Team				4							
Totals	29-51	6-13	20-29	37	12	84	15	20	3	3	200
FG%:	.569	3-PT%:	.462							.690	

Texas-El Paso -- 82

Name	FG	3-PT	FT	RB	PF	TP	A	TO	BK	S	MN
Sandle	4-6	0-1	0-0	4	5	8	1	0	0	1	24
Gates	4-13	1-4	1-2	3	4	10	1	1	0	1	31
Richmond	6-11	0-0	6-7	5	2	18	0	1	1	2	29
Hardaway	5-7	1-1	0-0	2	3	11	6	0	1	2	29
Jackson	7-17	2-5	0-1	1	2	16	3	2	0	5	30
Blocker	4-12	1-2	0-2	2	3	9	4	2	0	1	23
Campbell	5-9	0-0	0-0	5	2	10	1	3	0	0	25
Stallworth	0-0	0-0	0-0	0	2	0	0	1	0	1	7
Davis	0-1	0-0	0-0	1	0	0	0	1	0	0	2
Team				5							
Totals	35-76	5-13	7-12	28	23	82	16	11	2	13	200
FG%:	.461	3-PT%:	.385							.583	

SCORE BY PERIOD

Iowa	38	46	84
Texas-El Paso	42	40	82

ATTENDANCE: 13,214

IOWA 93, OKLAHOMA 91 -- OT (Sweet 16)

March 20, 1987, Seattle, WA

Iowa -- 93

Name	FG	3-PT	FT	RB	PF	TP	A	TO	BK	S	MN
Marble	4-13	0-0	3-5	7	2	11	2	5	0	0	43
Lohaus	4-8	1-2	0-0	5	2	9	3	1	1	1	33
Wright	4-9	0-0	2-2	5	5	10	1	0	1	0	26
Armstrong	4-8	2-4	6-6	3	1	16	10	2	0	1	38
Gamble	11-13	2-2	2-6	3	1	26	4	1	1	2	31
Jones	0-0	0-0	0-0	0	1	0	0	0	0	0	1
Moe	2-8	0-3	1-2	3	1	5	0	1	0	0	18
Horton	2-5	0-0	2-2	4	4	6	1	3	0	2	19
Lorenzen	3-5	0-0	4-4	5	3	10	0	2	0	0	10
Reaves	0-0	0-0	0-0	1	0	0	0	0	0	0	6
Team				6							
Totals	34-69	5-11	20-27	42	20	93	21	15	3	6	225
FG%:	.493	3-PT%:	.455							.741	

Oklahoma -- 91

Name	FG	3-PT	FT	RB	PF	TP	A	TO	BK	S	MN
Kennedy	8-16	0-0	0-1	3	4	16	4	2	0	1	40
Johnson	8-12	0-0	4-8	12	3	20	0	4	0	1	36
Grant	6-12	0-0	3-3	7	4	15	1	2	3	0	36
Grace	2-4	0-2	2-2	0	4	6	8	1	0	7	26
McCalister	9-18	7-11	1-5	6	2	26	3	3	0	4	45
King	1-4	0-0	0-1	2	2	2	0	0	2	1	13
Watson	0-0	0-0	0-0	0	1	0	0	0	0	0	4
Sieger	2-6	0-1	2-4	3	1	6	5	1	0	0	25
Team				7							
Totals	36-72	7-14	12-24	40	21	91	21	13	5	14	225
FG%:	.500	3-PT%:	.500							.500	

SCORE BY PERIODS

Iowa	40	45	8	93
Oklahoma	41	44	6	91

ATTENDANCE: 22,914

UNLV 84, IOWA 81 (Elite Eight)
March 22, 1987, Seattle, WA

Iowa -- 81												
Name	FG	3-PT	FT	RB	PF	TP	A	TO	BK	S	MN	
Marble	3-11	0-1	3-7	6	3	9	5	4	0	1	35	
Lohaus	4-6	0-1	4-5	7	2	12	1	2	0	1	29	
Wright	3-5	0-0	2-4	3	3	8	4	2	0	2	26	
Armstrong	6-12	0-1	6-7	2	1	18	2	1	0	1	32	
Gamble	7-11	1-2	3-3	3	4	18	2	4	0	1	27	
Reaves	2-2	0-0	0-0	1	1	4	1	2	0	1	8	
Jones	0-0	0-0	0-0	0	0	0	0	0	0	0	2	
Moe	1-2	1-1	1-2	1	3	4	0	1	0	0	16	
Horton	4-5	0-0	0-1	4	2	8	1	1	0	0	14	
Lorenzen	0-0	0-0	0-0	1	3	0	2	1	0	0	11	
Team				5								
Totals	30-54	2-6	19-29	33	22	81	18	18	0	7	200	
FG%:	.556		3-PT%:	.333				3-PT%:	.655			

Nevada-Las Vegas -- 84												
Name	FG	3-PT	FT	RB	PF	TP	A	TO	BK	S	MN	
Paddio	7-16	4-11	2-2	4	3	20	2	2	0	0	29	
Gilliam	11-16	0-0	5-6	10	4	27	0	2	2	2	38	
Basnight	3-3	0-0	1-2	2	4	7	0	1	0	1	25	
Wade	1-2	1-1	0-0	4	4	3	12	4	0	2	35	
Banks	5-20	4-13	3-5	3	1	17	5	1	0	0	37	
Robinson	0-0	0-0	0-0	0	0	0	0	0	1	1	4	
West	0-0	0-0	0-0	0	1	0	0	0	0	0	1	
Graham	3-10	2-5	2-2	1	4	10	2	2	0	0	14	
Hudson	0-1	0-0	0-0	6	3	0	1	1	0	0	15	
Willard	0-0	0-0	0-0	1	2	0	0	1	0	0	2	
Team				2								
Totals	30-68	11-30	13-17	33	26	84	22	15	3	6	200	
FG%:	.441		3-PT%:	.367				FT%:	.765			

SCORE BY PERIODS				ATTENDANCE: 27,914			
Iowa	58	23	81				
UNLV	42	42	84				

IOWA 102, FLORIDA STATE 98 (1st Round)
March 18, 1988, Los Angeles, CA

Iowa -- 102												
Name	FG	3-PT	FT	RB	PF	TP	A	TO	BK	S	MN	
Hill	4-5	0-0	2-3	8	2	10	2	2	0	0	26	
Marble	3-6	0-0	8-10	7	4	14	1	1	0	0	27	
Horton	6-7	0-0	2-4	6	4	14	2	2	0	0	32	
Armstrong	8-14	3-6	16-20	0	1	35	3	2	0	1	33	
Moe	4-7	2-5	3-4	2	1	13	0	1	0	1	27	
Reaves	2-5	1-3	0-0	0	0	5	1	0	0	0	20	
Jones	5-8	0-0	1-2	3	2	11	2	1	0	2	22	
Morgan	0-1	0-0	0-0	0	0	0	3	0	0	0	13	
Team				1								
Totals	32-53	6-14	32-43	27	14	102	14	9	0	4	200	
FG%:	.604		3-PT%:	.429				FT%:	.744			

Florida State -- 98												
Name	FG	3-PT	FT	RB	PF	TP	A	TO	BK	S	MN	
Johnson	4-5	3-3	1-1	0	3	12	3	0	0	1	26	
Dawson	13-21	0-0	4-5	4	5	30	1	2	0	2	35	
Hunter	2-6	0-0	0-0	9	3	4	1	1	0	0	25	
Mayes	7-14	2-7	1-2	3	5	17	2	1	0	0	30	
McCloud	8-19	5-13	0-1	3	5	21	0	2	0	0	35	
Polite	1-3	0-0	2-2	4	1	4	0	2	0	0	16	
Fitchett	1-2	1-2	0-0	3	1	3	1	1	0	0	10	
Boyd	3-4	1-1	0-0	2	4	7	2	1	0	0	11	
Mitchell	0-1	0-0	0-0	1	5	0	0	3	0	0	10	
White	0-0	0-0	0-0	0	0	0	0	0	0	0	2	
Team				7								
Totals	39-75	12-26	8-11	36	32	98	10	13	0	3	200	
FG%:	.520		3-PT%:	.462				FT%:	.727			

SCORE BY PERIODS				ATTENDANCE: 12,591			
Iowa	51	51	102				
Florida State	46	52	98				

IOWA 104, UNLV 86 (2nd Round)
March 20, 1988, Los Angeles, CA

Iowa -- 104												
Name	FG	3-PT	FT	RB	PF	TP	A	TO	BK	S	MN	
Jones	5-10	0-0	2-2	6	2	12	2	2	0	3	28	
Marble	7-12	0-0	8-10	5	0	22	3	1	0	3	30	
Horton	10-16	0-0	4-11	9	3	24	0	2	2	0	32	
Moe	7-10	3-6	7-9	1	1	24	5	1	0	1	25	
Armstrong	2-7	0-3	5-6	2	2	9	7	3	0	2	33	
Reaves	0-1	0-1	2-4	5	1	2	2	4	0	1	20	
Hill	3-3	0-0	2-2	3	3	8	0	2	0	1	15	
Morgan	1-3	0-0	1-2	1	0	3	0	1	0	0	10	
Jepsen	0-0	0-0	0-0	0	0	0	0	0	1	0	2	
Jewell	0-0	0-0	0-0	0	1	0	0	0	0	0	3	
Westen	0-0	0-0	0-0	0	0	0	0	0	0	0	2	
Team				2								
Totals	35-62	3-10	31-46	34	13	104	19	16	3	11	200	
FG%:	.565		3-PT%:	.300				FT%:	.674			

Nevada-Las Vegas -- 86												
Name	FG	3-PT	FT	RB	PF	TP	A	TO	BK	S	MN	
Basnight	1-1	0-0	0-0	6	5	2	0	4	0	0	15	
Paddio	12-26	8-19	2-2	6	3	34	2	0	0	1	38	
Todd	0-1	0-0	0-0	3	2	0	0	3	0	0	14	
Augmon	5-6	0-0	0-1	10	4	10	4	5	0	2	37	
James	8-19	1-5	4-4	2	4	21	4	6	0	2	31	
Robinson	2-4	0-0	0-0	4	5	4	0	2	1	0	24	
Rossum	4-10	1-3	2-2	2	2	11	1	0	0	0	24	
Cvijanovich	2-4	0-2	0-1	1	3	4	0	1	0	1	14	
Willard	0-6	0-0	0-0	3	0	0	0	0	1	0	3	
Team				4								
Totals	34-77	10-29	8-10	41	28	86	11	23	2	6	200	
FG%:	.442		3-PT%:	.345				FT%:	.800			

SCORE BY PERIODS				ATTENDANCE: 12,591			
Iowa	51	53	104				
UNLV	39	47	86				

ARIZONA 99, IOWA 79 (Sweet 16)
March 25, 1988, Seattle, WA

Iowa -- 79												
Name	FG	3-PT	FT	RB	PF	TP	A	TO	BK	S	MN	
Jones	4-6	0-1	4-6	6	3	12	3	0	0	1	31	
Marble	6-15	0-1	2-3	5	3	14	2	1	0	1	36	
Horton	2-5	0-0	0-0	3	5	4	0	2	0	1	22	
Moe	4-9	3-8	0-0	1	3	11	1	4	0	1	26	
Armstrong	11-21	3-7	2-3	1	1	27	7	5	0	3	34	
Hill	4-5	0-0	1-2	7	5	9	0	3	0	0	23	
Reaves	1-6	0-3	0-0	3	1	2	1	2	0	1	20	
Jewell	0-0	0-0	0-0	2	1	0	0	0	0	0	2	
Jepsen	0-0	0-0	0-0	0	0	0	0	0	0	0	2	
Morgan	0-0	0-0	0-0	0	1	0	0	0	0	0	4	
Team				2								
Totals	32-67	6-20	9-14	30	23	79	14	17	0	8	200	
FG%:	.478		3-PT%:	.300				FT%:	.643			

Arizona -- 99												
Name	FG	3-PT	FT	RB	PF	TP	A	TO	BK	S	MN	
Elliott	11-18	1-5	2-2	3	3	25	8	4	0	2	39	
Cook	8-12	0-0	3-3	6	2	19	0	1	1	0	31	
Tolbert	7-13	0-0	3-4	9	2	17	1	4	0	3	36	
Kerr	5-11	5-10	2-3	4	2	17	8	0	0	1	39	
McMillan	2-6	2-5	2-2	2	3	8	4	0	0	1	22	
Lofton	2-3	1-2	1-2	0	1	6	1	1	0	3	11	
Mason	2-3	2-2	0-1	1	0	6	0	1	0	0	8	
Turner	0-0	0-0	1-2	1	3	1	0	0	0	0	7	
Others	0-0	0-0	0-0	1	0	0	0	2	0	2	7	
Team				5								
Totals	37-66	11-24	14-19	32	16	99	22	13	1	12	200	
FG%:	.561		3-PT%:	.458				FT%:	.737			

SCORE BY PERIODS				ATTENDANCE: 23,229			
Iowa	34	45	79				
Arizona	38	61	99				



IOWA 87, RUTGERS 83 (1st Round)

March 17, 1989, Providence, RI

Iowa -- 87

Name	FG	3-PT	FT	RB	PF	TP	A	TO	BK	S	MN
Horton	3-7	0-0	1-3	5	4	7	2	3	0	3	31
Bullard	3-4	2-3	1-1	11	1	9	2	4	0	0	29
Jepsen	1-1	0-0	0-0	4	2	2	1	1	0	0	18
Armstrong	12-19	6-9	5-6	2	1	35	5	3	0	3	36
Marble	9-13	1-2	5-7	4	2	24	2	4	0	0	37
Moses	2-4	0-0	0-1	3	2	4	0	0	0	0	18
Lookingbill	1-1	0-0	0-0	2	1	2	0	1	0	1	11
Garner	2-3	0-0	0-1	0	3	4	6	4	0	0	16
Skinner	0-0	0-0	0-0	0	0	0	0	0	0	0	1
Team				1							
Totals	33-52	9-14	12-19	32	16	87	18	20	0	7	200
	FG%:	.635	3-PT%:	.643		FT%:	.632				

Rutgers -- 87

Name	FG	3-PT	FT	RB	PF	TP	A	TO	BK	S	MN
Ward	3-3	0-0	0-1	5	2	6	1	1	0	0	18
Salvage	8-18	4-9	6-6	4	3	26	2	3	0	0	34
Duckett	6-13	0-0	0-0	7	3	12	0	3	2	0	32
Dadlka	4-14	2-9	0-0	0	5	10	4	1	0	6	39
Carter	7-8	0-0	0-1	1	3	14	5	5	0	3	34
Perry	1-3	0-1	0-0	5	3	2	0	1	0	0	21
Everson	0-0	0-0	0-0	0	0	0	0	2	0	0	3
Dixon	1-2	0-0	1-2	1	0	3	1	0	0	0	7
Smith	0-1	0-0	0-0	0	0	0	0	0	0	0	2
McInnis	0-0	0-0	0-0	2	0	0	0	1	0	0	10
Team				2							
Totals	30-62	6-19	7-10	27	19	73	13	17	2	9	200
	FG%:	.484	3-PT%:	.316		FT%:	.700				

SCORE BY PERIODS

Iowa	45	42	87
Rutgers	39	34	73

ATTENDANCE: 12,106

N.C. STATE 102, IOWA 96 -- 2OT (2nd Round)

March 19, 1989, Providence, RI

Iowa -- 96

Name	FG	3-PT	FT	RB	PF	TP	A	TO	BK	S	MN
Horton	13-22	0-1	6-6	12	4	32	3	2	0	1	46
Bullard	2-9	0-3	4-4	4	1	8	4	2	0	0	34
Jepsen	2-3	0-0	0-0	3	2	4	0	0	0	0	21
Armstrong	7-13	2-4	4-4	3	3	20	5	1	1	1	46
Marble	10-23	2-5	2-3	7	3	24	3	2	1	2	44
Moses	0-4	0-0	0-0	1	3	0	0	1	0	0	11
Garner	0-0	0-0	2-2	2	2	2	5	3	0	0	31
Lookingbill	2-2	0-0	2-2	0	4	6	2	0	0	0	17
Team				3							
Totals	36-76	4-13	20-21	35	22	96	22	11	2	4	250
	FG%:	.474	3-PT%:	.308		FT%:	.952				

North Carolina State -- 102

Name	FG	3-PT	FT	RB	PF	TP	A	TO	BK	S	MN
Howard	8-12	0-0	0-0	6	3	16	2	3	2	2	45
Brown	5-7	1-1	3-6	4	5	14	0	1	1	0	43
Lester	4-7	0-0	2-2	9	4	10	1	1	7	1	43
Corchiani	5-8	2-2	4-6	3	4	16	10	3	1	1	49
Monroe	13-21	4-10	10-11	4	2	40	4	1	0	1	47
Weems	1-1	0-0	0-0	0	1	2	2	1	0	0	9
D'Amico	0-1	0-0	0-0	0	1	0	0	0	0	0	7
Hinnart	0-0	0-0	4-4	0	0	4	0	0	0	0	4
Lee	0-0	0-0	0-0	0	0	0	0	1	0	0	3
Team				1							
Totals	36-57	7-13	23-29	27	20	102	19	11	11	5	250
	FG%:	.632	3-PT%:	.538		FT%:	.793				

SCORE BY PERIODS

Iowa	41	34	8	13	96
NC State	31	34	8	19	102

ATTENDANCE: 12,106

IOWA 76, EAST TENNESSEE STATE 73 (1st Round)

March 14, 1991, Minneapolis, MN

Iowa -- 76

Name	FG	3-PT	FT	RB	PF	TP	A	TO	BK	S	MN
Davis	3-4	1-1	4-4	4	1	11	0	2	0	2	20
Street	0-3	0-0	2-4	7	2	2	3	2	0	5	23
Winters	3-4	0-0	0-0	6	2	6	1	6	1	0	20
Skinner	4-4	4-4	2-2	3	4	14	3	3	0	0	29
Moses	5-9	2-3	2-2	5	1	14	0	4	0	2	34
Earl	4-9	0-0	10-14	6	4	18	1	3	2	0	32
Smith	2-5	0-1	1-2	2	1	5	1	2	0	0	15
Barnes	3-10	0-1	0-0	3	0	6	1	0	0	2	22
Webb	0-0	0-0	0-0	1	0	0	0	0	0	0	5
Team				2							
Totals	24-48	7-10	21-28	39	15	76	10	22	3	11	200
	FG%:	.500	3-PT%:	.700		FT%:	.750				

East Tennessee State -- 73

Name	FG	3-PT	FT	RB	PF	TP	A	TO	BK	S	MN
English	11-17	0-0	3-3	10	3	25	0	3	0	3	36
Story	2-5	0-1	3-4	4	5	7	0	1	0	3	22
Jones	1-2	0-0	1-4	3	4	3	1	1	1	2	22
Jennings	4-13	3-8	0-0	4	3	11	13	0	0	2	37
Geer	3-7	1-4	0-1	1	1	7	0	1	0	1	22
Pelphrey	3-10	2-6	0-0	1	5	8	1	4	0	1	27
Silvers	2-4	0-0	0-0	0	0	4	1	2	0	1	10
West	3-7	2-6	0-0	1	1	8	1	1	0	1	20
Palmer	0-0	0-0	0-0	0	0	0	1	0	0	0	3
Hayes	0-0	0-0	0-0	0	0	0	0	0	0	0	1
Team				2							
Totals	29-65	8-25	7-12	26	22	73	18	13	1	14	200
	FG%:	.446	3-PT%:	.320		FT%:	.583				

SCORE BY PERIODS

Iowa	33	43	76
E. Tennessee St.	37	36	73

ATTENDANCE: 25,759

DUKE 85, IOWA 70 (2nd Round)

March 16, 1991, Minneapolis, MN

Iowa -- 70

Name	FG	3-PT	FT	RB	PF	TP	A	TO	BK	S	MN
Winters	1-3	0-0	0-1	4	2	2	1	0	0	0	18
Moses	10-14	3-4	0-0	0	5	23	0	2	0	1	23
Street	2-2	0-0	1-3	4	4	5	1	3	0	0	25
Davis	5-9	0-0	1-2	3	4	11	0	5	0	1	21
Skinner	1-5	1-5	4-5	0	4	7	3	4	0	0	25
Smith	0-6	0-1	1-2	2	0	1	6	3	0	2	19
Earl	6-9	0-0	3-5	6	4	15	1	2	4	2	32
Webb	0-0	0-0	2-2	0	1	2	0	0	0	0	6
Barnes	2-5	0-2	0-0	2	2	4	3	2	0	1	31
Team				8							
Totals	27-53	4-12	12-20	29	26	70	15	22	4	7	200
	FG%:	.509	3-PT%:	.333		FT%:	.600				

Duke -- 85

Name	FG	3-PT	FT	RB	PF	TP	A	TO	BK	S	MN
Koubek	4-8	1-4	0-0	3	2	9	1	2	0	0	16
Hill	6-11	0-0	2-3	9	2	14	3	3	0	6	30
Laettner	5-7	1-1	8-9	4	4	19	2	2	0	2	31
Hurley	1-6	0-5	2-2	2	3	4	8	1	0	1	35
Hill	6-10	0-0	5-7	5	3	17	0	2	1	0	26
McCaffrey	4-9	0-0	2-4	3	1	10	2	2	0	3	27
Lang	0-0	0-0	1-2	2	2	1	0	1	0	0	7
Davis	3-6	0-0	2-2	5	0	8	2	2	0	0	22
Palmer	1-1	0-0	0-0	0	1	2	0	0	0	0	2
Buckley	0-0	0-0	0-0	2	0	0	0	0	0	0	1
Clark	0-0	0-0	1-4	0	0	1	1	0	0	0	2
Ast	0-0	0-0	0-0	0	0	0	0	0	0	0	1
Totals	30-58	2-10	23-33	35	18	85	19	15	1	12	200
	FG%:	.517	3-PT%:	.200		FT%:	.697				

SCORE BY PERIODS

Iowa	29	41	70
Duke	44	41	85

ATTENDANCE: 28,114

IOWA 98, TEXAS 92 (1st Round)
March 19, 1992, Greensboro, NC

Iowa -- 98												
Name	FG	3-PT	FT	RB	PF	TP	A	TO	BK	S	MN	
Moses	10-20	0-6	2-4	16	0	22	7	3	0	0	32	
Street	6-8	1-2	3-4	9	3	16	0	1	0	1	32	
Earl	11-17	0-0	3-6	5	2	25	0	1	3	0	33	
Smith	0-0	0-0	1-2	1	1	1	5	2	0	0	21	
Barnes	7-15	2-6	5-6	1	1	21	5	3	0	1	30	
Skinner	0-0	0-0	0-1	1	1	0	3	1	0	1	19	
Winters	3-4	0-0	3-4	3	4	9	1	1	0	1	13	
Lookingbill	2-2	0-0	0-0	2	1	4	1	0	0	0	19	
Webb	0-0	0-0	0-0	0	0	0	0	0	0	0	1	
Team				3				1				
Totals	39-56	3-14	17-27	41	13	98	22	13	3	4	200	
	FG%:	.591	3-PT%:	.214		FT%:	.630					

Texas -- 92												
Name	FG	3-PT	FT	RB	PF	TP	A	TO	BK	S	MN	
Williams	6-15	1-3	1-1	3	4	14	1	1	0	2	22	
Cambridge	8-14	0-2	0-2	8	1	16	1	5	0	1	32	
Burditt	1-2	0-0	0-0	8	3	2	2	0	0	0	39	
Tyler	10-19	6-11	0-0	2	4	26	2	6	0	0	39	
Rencher	9-20	5-11	3-3	5	5	26	6	1	0	2	34	
Penders	0-0	0-0	0-0	0	2	0	0	0	0	0	1	
Watson	1-2	1-2	0-0	0	1	3	3	0	0	0	13	
Richardson	1-6	0-2	3-4	1	4	5	3	0	0	2	19	
Houston	0-0	0-0	0-0	0	0	0	0	0	0	0	1	
Team				8								
Totals	36-78	13-31	7-10	35	24	92	18	13	0	7	200	
	FG%:	.462	3-PT%:	.419		FT%:	.700					

SCORE BY PERIODS				ATTENDANCE: 15,800			
Iowa		49	49	98			
Texas		42	50	92			

DUKE 75, IOWA 62 (2nd Round)
March 21, 1992, Greensboro, NC

Iowa -- 62												
Name	FG	3-PT	FT	RB	PF	TP	A	TO	BK	S	MN	
Moses	5-11	0-1	2-3	3	2	12	2	6	0	3	28	
Street	3-3	0-0	1-2	1	5	7	1	0	1	1	19	
Earl	8-17	0-0	3-4	12	4	19	0	6	8	3	37	
Smith	0-3	0-0	0-0	0	2	0	3	4	0	1	18	
Barnes	3-11	2-5	2-2	1	1	10	1	1	0	1	29	
Skinner	1-3	1-2	2-2	0	2	5	4	1	0	1	22	
Davis	2-4	0-0	0-0	2	0	4	1	0	0	0	9	
Winters	0-3	0-1	0-2	5	5	0	2	3	1	2	20	
Lookingbill	2-6	1-1	0-0	3	3	5	0	1	0	0	15	
Webb	0-1	0-0	0-0	1	1	0	0	0	0	0	3	
Team				5								
Totals	24-62	4-10	10-15	33	25	62	14	22	10	12	200	
	FG%:	.387	3-PT%:	.400		FT%:	.667					

Duke -- 75												
Name	FG	3-PT	FT	RB	PF	TP	A	TO	BK	S	MN	
Lang	1-3	0-0	0-0	8	3	2	0	3	1	0	23	
Davis	6-16	2-6	7-10	10	1	21	0	1	1	2	30	
Laettner	6-12	0-2	7-7	8	3	19	1	5	3	4	37	
Hurley	4-9	1-4	3-4	4	3	12	9	5	0	1	37	
Hill	2-8	0-2	6-8	5	2	10	2	2	0	0	31	
Clark	0-0	0-0	0-0	1	3	0	0	1	0	0	2	
Blakeney	0-0	0-0	0-0	0	0	0	0	0	0	0	1	
Burt	0-1	0-0	0-0	0	0	0	0	0	0	0	1	
Hill	3-8	0-0	5-6	4	3	11	0	2	0	1	31	
Parks	0-0	0-0	0-0	0	0	0	0	1	3	0	7	
Team				6								
Totals	22-57	3-14	28-35	46	18	75	12	20	8	8	200	
	FG%:	.386	3-PT%:	.214		FT%:	.800					

SCORE BY PERIODS				ATTENDANCE: 15,800			
Iowa		24	38	62			
Duke		48	27	75			

IOWA 82, NORTHEAST LOUISIANA 69 (1st Round)
March 19, 1993, Nashville, TN

Iowa -- 82												
Name	FG	3-PT	FT	RB	PF	TP	A	TO	BK	S	MN	
Winters	6-8	0-0	0-2	8	3	12	1	5	1	1	23	
Lookingbill	3-5	0-2	0-0	4	0	6	2	3	0	1	25	
Earl	10-18	0-0	3-3	15	1	23	1	3	5	0	32	
Smith	0-1	0-0	2-2	3	3	2	3	6	0	2	25	
Barnes	5-13	0-0	5-5	8	0	15	2	0	0	0	30	
Webb	1-1	0-0	0-0	0	1	2	0	2	0	0	7	
Murray	4-5	0-0	2-2	3	1	10	1	2	1	1	20	
Millard	2-2	0-0	0-1	1	1	4	0	3	0	0	13	
Bartels	1-2	1-2	0-0	2	1	3	2	0	0	3	10	
Glasper	1-1	1-1	2-2	0	1	5	1	2	0	0	15	
Team				1								
Totals	33-56	2-5	14-17	45	12	82	13	26	7	8	200	
	FG%:	.589	3-PT%:	.400		FT%:	.778					

Northeast Louisiana -- 69												
Name	FG	3-PT	FT	RB	PF	TP	A	TO	BK	S	MN	
Davis	2-10	0-6	0-0	3	3	4	2	0	0	1	32	
Stephen	6-13	0-0	1-2	5	3	13	2	5	0	2	39	
Stuart	10-20	0-1	0-1	5	0	20	2	1	0	2	38	
Johnson	8-16	0-1	0-2	4	5	16	4	7	0	3	35	
Brown	5-8	3-5	1-1	1	0	14	3	3	0	1	35	
Smith	0-1	0-0	0-0	0	1	0	0	0	0	0	2	
Redmond	0-2	0-1	0-0	0	4	0	0	1	0	1	14	
Enloe	0-0	0-0	0-0	1	1	0	1	0	0	0	4	
Murray	1-1	0-0	0-0	0	0	2	0	0	0	0	1	
Team				4								
Totals	32-71	3-14	2-6	23	17	69	14	17	0	10	200	
	FG%:	.451	3-PT%:	.214		FT%:	.333					

SCORE BY PERIODS				ATTENDANCE: 14,600			
Iowa		37	45	82			
NE Louisiana		32	37	69			

WAKE FOREST 84, IOWA 78 (2nd Round)
March 21, 1993, Nashville, TN

Iowa -- 78												
Name	FG	3-PT	FT	RB	PF	TP	A	TO	BK	S	MN	
Winters	2-2	0-0	2-3	2	4	6	2	1	0	1	20	
Lookingbill	6-9	3-5	0-0	4	4	15	1	4	0	1	25	
Earl	7-12	0-0	2-3	7	2	16	2	1	0	1	34	
Smith	3-6	1-3	0-0	1	0	7	9	0	0	0	30	
Barnes	4-9	3-6	4-4	2	2	15	3	0	0	0	33	
Millard	1-2	0-1	0-0	0	1	2	1	1	0	1	15	
Murray	3-8	1-3	4-4	2	1	11	2	1	0	0	27	
Glasper	0-0	0-0	0-0	1	1	0	2	0	0	1	10	
Webb	2-2	0-0	2-2	1	0	6	0	1	0	0	6	
Totals	28-50	8-18	14-16	20	15	78	22	9	0	5	200	
	FG%:	.560	3-PT%:	.444		FT%:	.875					

Wake Forest -- 84												
Name	FG	3-PT	FT	RB	PF	TP	A	TO	BK	S	MN	
Owens	5-9	0-0	2-2	4	2	12	2	2	0	0	36	
Rogers	12-17	2-5	7-11	10	1	33	0	2	0	2	38	
Hicks	2-4	0-0	2-2	4	3	6	3	1	0	3	33	
Harrison	1-5	1-4	0-0	1	1	3	4	3	0	0	23	
Childress	8-11	5-7	4-4	1	0	25	6	2	0	2	36	
Blucas	1-1	1-1	0-2	2	3	3	4	0	0	0	22	
Banks	1-1	0-0	0-0	3	0	2	0	0	0	1	12	
Team				1								
Totals	30-48	9-17	15-21	26	10	84	19	10	0	8	200	
	FG%:	.625	3-PT%:	.529		FT%:	.714					

SCORE BY PERIODS				ATTENDANCE: 14,600			
Iowa		38	40	78			
Wake Forest		37	47	84			

**IOWA 81, GEORGE WASHINGTON 79 (1st Round)**

March 15, 1996, Tempe, AZ

Iowa -- 81

Name	FG	3-PT	FT	RB	PF	TP	A	TO	BK	S	MN
Murray	5-6	0-0	4-6	7	0	14	5	3	0	2	29
Settles	8-17	1-1	4-6	15	4	21	0	4	0	1	31
Millard	7-10	4-6	2-2	9	3	20	1	2	2	1	32
Woolridge	4-12	0-0	3-5	3	3	11	7	6	0	0	30
Glasper	0-0	0-0	0-0	2	0	0	2	2	0	1	25
Robinson	0-0	0-0	0-0	0	0	0	0	0	0	0	3
Kingsbury	5-13	3-8	1-1	4	2	14	4	2	1	1	24
Koch	0-1	0-0	0-0	2	0	0	0	0	0	0	9
Bowen	0-1	0-0	1-2	0	2	1	0	2	1	0	13
Helmerts	0-0	0-0	0-0	1	0	0	0	1	0	0	4
Team				4				1			
Totals	29-60	8-15	15-22	47	14	81	19	23	4	6	200
	FG%:	48.3	3-PT%:	.533		FT%:	.682				

George Washington -- 79

Name	FG	3-PT	FT	RB	PF	TP	A	TO	BK	S	MN
Brade	2-4	0-0	0-0	0	4	4	3	2	0	2	25
Jones	6-9	0-1	3-6	2	3	15	4	3	0	2	31
Koul	7-9	0-0	2-4	6	5	16	1	1	1	1	29
Rogers	6-13	1-5	1-2	4	3	14	10	3	0	2	40
Evans	8-17	6-11	2-6	3	2	24	1	2	0	2	38
Mescheriakov	3-10	0-0	0-1	7	3	6	3	1	0	2	29
Green	0-0	0-0	0-0	0	0	0	0	0	0	0	2
Williams	0-0	0-0	0-0	0	2	0	0	0	0	0	5
Team				3							
Totals	32-62	7-17	8-19	25	22	79	22	12	1	11	200
	FG%:	.516	3-PT%:	.412		FT%:	.421				

SCORE BY PERIODS

Iowa	37	44	81
Geo. Washington	36	43	79

ATTENDANCE: 12,462

ARIZONA 87, IOWA 73 (2nd Round)

March 17, 1996, Tempe, AZ

Iowa -- 73

Name	FG	3-PT	FT	RB	PF	TP	A	TO	BK	S	MN
Murray	2-9	0-1	2-2	5	3	6	2	1	0	0	30
Settles	6-15	0-3	1-3	12	4	13	1	5	0	2	32
Millard	6-11	2-3	0-0	6	2	14	0	1	1	3	32
Woolridge	6-17	0-1	0-0	3	3	12	7	5	0	0	36
Glasper	1-2	1-2	0-0	1	2	3	3	1	0	0	22
Bowen	1-2	0-0	0-2	1	3	2	0	1	0	1	15
Kingsbury	4-11	4-8	4-5	1	2	16	0	0	0	0	22
Koch	2-2	1-1	2-2	1	2	7	3	0	0	0	8
Helmerts	0-0	0-0	0-0	1	0	0	0	0	0	0	3
Team				5							
Totals	28-69	8-19	9-14	36	21	73	16	14	1	6	200
	FG%:	.406	3-PT%:	.421		FT%:	.643				

Arizona -- 87

Name	FG	3-PT	FT	RB	PF	TP	A	TO	BK	S	MN
McLean	4-8	2-5	3-4	6	2	13	1	1	0	1	31
Williams	5-10	1-4	0-0	5	2	11	1	2	1	0	33
Davis	7-11	0-0	3-5	14	2	17	0	1	3	0	37
Simon	5-13	1-7	4-4	1	4	15	6	4	0	2	34
Geary	4-7	3-5	5-6	4	2	16	13	1	2	2	38
Dickerson	5-13	1-4	2-5	4	4	13	3	1	1	1	24
Bramlett	1-1	0-0	0-0	1	0	2	0	0	0	0	2
Terry	0-1	0-1	0-0	0	0	0	0	1	0	0	3
Team				7							
Totals	31-64	8-26	17-24	42	16	87	24	12	7	6	200
	FG%:	.484	3-PT%:	.308		FT%:	.708				

SCORE BY PERIODS

Iowa	37	36	73
Arizona	48	39	87

ATTENDANCE: 12,441

IOWA 73, VIRGINIA 60 (1st Round)

March 13, 1997, Salt Lake City, UT

Virginia -- 60

Name	FG	3-PT	FT	RB	PF	TP	A	TO	BK	S	MN
Nolan	4-6	0-0	0-0	3	2	8	1	1	0	0	21
Alexander	3-10	0-3	0-0	3	2	6	2	1	0	0	22
Ducharme	2-4	0-0	4-4	1	0	8	1	0	1	0	25
Staples	1-8	1-6	2-2	4	1	5	2	0	0	0	34
Deane	8-15	4-9	4-4	2	4	24	3	1	0	0	39
Robinson	2-2	0-0	0-0	3	3	4	0	0	0	0	16
Dersch	1-2	1-2	0-0	0	1	3	3	1	1	0	18
Marcaccini	0-1	0-1	0-0	0	0	0	0	1	0	1	11
Hunter	1-2	0-0	0-0	6	1	2	1	0	1	0	8
Other	0-0	0-0	0-0	1	2	0	1	0	0	0	6
Team				4							
Totals	22-50	6-21	10-10	27	16	60	14	5	3	1	200
	FG%:	.440	3-PT%:	.286		FT%:	1.000				

Iowa -- 73

Name	FG	3-PT	FT	RB	PF	TP	A	TO	BK	S	MN
Bowen	7-11	1-2	0-0	16	1	15	2	0	0	1	26
Moore	4-6	0-0	0-2	2	0	8	1	0	0	0	25
Rucker	8-16	0-0	3-4	5	1	19	1	0	4	0	29
Woolridge	7-16	1-4	2-3	2	1	17	10	0	0	0	32
McCausland	0-3	0-2	0-0	1	0	0	2	0	0	1	28
Bauer	0-0	0-0	1-2	5	2	1	0	0	0	0	13
Luehrsmann	0-6	0-5	3-4	1	0	3	2	1	0	1	19
Koch	4-9	2-5	0-0	4	3	10	3	2	1	0	17
Robinson	0-1	0-0	0-0	1	2	0	0	0	0	0	7
Other	0-1	0-1	0-0	0	0	0	0	0	0	0	4
Team				7							
Totals	30-69	4-19	9-15	44	10	73	21	3	5	3	200
	FG%:	.435	3-PT%:	.211		FT%:	.600				

SCORE BY PERIODS

Virginia	28	32	60
Iowa	37	36	73

ATTENDANCE: 13,886

KENTUCKY 75, IOWA 69 (2nd Round)

March 15, 1997, Salt Lake City, UT

Iowa -- 69

Name	FG	3-PT	FT	RB	PF	TP	A	TO	BK	S	MN
Bowen	4-7	0-1	6-8	8	1	14	0	1	0	0	27
Moore	1-2	0-0	0-0	10	2	2	0	3	1	0	26
Rucker	3-12	0-0	4-6	7	1	10	0	2	2	0	33
Woolridge	9-18	3-8	8-10	4	1	29	5	4	1	0	38
McCausland	3-6	3-6	0-0	2	2	9	1	3	0	0	27
Bauer	0-0	0-0	0-0	1	0	0	1	0	0	1	11
Luehrsmann	1-5	1-3	0-0	3	1	3	2	2	0	0	18
Koch	1-4	0-2	0-0	2	4	2	0	3	1	0	18
Robinson	0-0	0-0	0-0	0	0	0	0	0	0	1	2
Team				2				2			
Totals	22-54	7-20	18-24	39	12	69	9	20	5	2	200
	FG%:	.407	3-PT%:	.350		FT%:	.750				

Kentucky -- 75

Name	FG	3-PT	FT	RB	PF	TP	A	TO	BK	S	MN
Mercer	3-8	1-3	3-6	7	4	10	2	1	0	1	22
Padgett	4-10	1-4	0-0	3	3	9	3	0	0	3	29
Prickett	7-11	0-0	1-1	8	3	15	2	3	1	2	36
Turner	6-16	0-0	1-2	1	2	13	1	1	0	0	27
Epps	2-10	1-6	0-0	2	2	5	8	1	0	2	36
Edwards	1-2	0-1	0-0	2	1	2	0	3	0	0	18
Mohammed	5-8	0-0	0-0	10	3	10	0	1	2	1	14
Mills	4-7	3-5	0-0	2	2	11	2	1	0	1	17
Magloire	0-0	0-0	0-0	0	1	0	0	1	0	0	1
Team				3							
Totals	32-72	6-19	5-9	38	21	75	18	12	3	10	200
	FG%:	.444	3-PT%:	.316		FT%:	.556				

SCORE BY PERIODS

Iowa	35	34	69
Kentucky	35	40	75

ATTENDANCE: 14,387

IOWA 77, UAB 64 (1st Round)

March 11, 1999, McNichols Sports Arena, Denver, CO

Alabama-Birmingham - - 64												
Name	FG	3-PT	FT	RB	PF	TP	A	TO	BK	S	MN	
Williams	11-25	1-4	3-5	14	2	26	1	1	0	1	36	
Brown	6-10	0-0	4-6	7	3	16	0	1	2	3	33	
Ward	0-7	0-2	0-2	4	4	0	6	4	1	1	35	
Holmes	1-6	1-4	0-0	1	4	3	4	3	0	2	19	
Cobb	2-5	2-5	0-0	2	4	6	4	3	0	1	31	
Bass	0-0	0-0	0-0	0	0	0	0	1	0	0	6	
Ransom	2-3	0-0	0-0	0	0	4	0	1	0	0	7	
Armstrong	0-0	0-0	0-0	1	0	0	0	0	0	0	1	
Mitchell	2-5	2-4	1-2	4	2	7	0	2	1	1	19	
Jackson	0-2	0-0	2-4	2	2	2	0	0	0	0	12	
Team				4								
Totals	24-63	6-19	10-19	39	22	64	15	16	4	9	200	
FG%:	.381		3-PT%:	.316		FT%:	.526					

Iowa - - 77												
Name	FG	3-PT	FT	RB	PF	TP	A	TO	BK	S	MN	
Settles	7-12	3-6	0-0	9	3	17	0	6	0	1	29	
Koch	3-5	1-1	5-5	4	3	12	1	2	0	1	25	
Bauer	2-3	1-2	1-1	3	0	6	3	2	0	2	23	
Luehrsmann	2-8	1-4	0-0	4	1	5	2	3	0	3	22	
McCausland	4-8	3-7	2-6	2	2	13	1	0	0	0	26	
Rucker	1-3	0-0	0-1	4	0	2	1	2	1	0	11	
Jaacks	1-3	1-1	0-1	1	3	3	2	0	0	0	14	
Oliver	5-7	2-2	3-6	2	1	15	6	1	0	2	19	
Henderson	0-2	0-0	0-0	0	0	0	0	0	0	0	5	
Range	1-1	0-0	2-2	2	5	4	1	3	0	1	23	
Smith	0-1	0-0	0-0	1	0	0	0	0	0	1	3	
Team				6				1				
Totals	26-53	12-23	13-22	38	18	77	17	20	1	11	200	
FG%:	.491		3-PT%:	.522		FT%:	.591					

SCORE BY PERIODS:	ATTENDANCE: 16,237				
Alabama-Birmingham	32	32	64		
Iowa	37	40	77		

IOWA 82, ARKANSAS 72 (2nd Round)

March 13, 1999, McNichols Sports Arena, Denver, CO

Iowa - - 82												
Name	FG	3-PT	FT	RB	PF	TP	A	TO	BK	S	MN	
Settles	2-12	0-2	4-5	7	3	8	2	3	0	3	27	
Koch	3-8	0-2	6-8	8	3	12	3	2	2	0	25	
Bauer	1-1	0-0	0-0	6	1	2	3	1	0	2	24	
Oliver	3-7	1-3	10-13	2	1	17	4	2	0	1	27	
McCausland	6-10	5-9	0-0	5	1	17	3	2	0	1	31	
Rucker	2-5	0-0	0-0	3	1	4	0	1	1	0	12	
Jaacks	2-4	0-0	0-1	7	3	4	0	6	0	0	15	
Luehrsmann	2-4	1-1	1-2	2	1	6	1	3	0	3	19	
Range	5-8	1-1	1-1	4	0	12	2	3	0	2	20	
Team				3				1				
Totals	26-59	8-18	22-30	47	14	82	18	24	3	12	200	
FG%:	.441		3-PT%:	.444		FT%:	.733					

Arkansas - - 72												
Name	FG	3-PT	FT	RB	PF	TP	A	TO	BK	S	MN	
Jefferies	0-3	0-1	0-0	1	4	0	0	3	0	1	10	
Walker	7-14	6-12	2-2	5	3	22	0	2	0	6	32	
Hood	3-9	0-0	3-4	9	2	9	2	3	2	1	35	
Reid	8-17	1-6	1-3	2	4	18	11	5	0	1	38	
Bradley	3-10	2-9	0-0	4	4	8	1	3	0	1	28	
Cleveland	2-5	2-4	0-0	3	4	6	8	3	0	2	22	
Dean	1-4	0-2	0-2	1	4	2	0	1	0	0	11	
Davis	0-0	0-0	0-0	0	0	0	0	0	0	0	1	
Gipson	2-4	1-3	2-2	0	0	7	1	0	0	1	17	
Davenport	0-0	0-0	0-0	2	1	0	0	0	2	0	6	
Team				5								
Totals	26-66	12-37	8-13	32	26	72	23	20	4	13	200	
FG%:	.394		3-PT%:	.324		FT%:	.615					

SCORE BY PERIODS:	ATTENDANCE: 16,237				
Iowa	34	48	82		
Arkansas	41	31	72		

CONNECTICUT 78, IOWA 68 (Sweet 16)

March 18, 1999, America West Arena, Phoenix, AZ

Iowa - - 68												
Name	FG	3-PT	FT	RB	PF	TP	A	TO	BK	S	MN	
Settles	3-11	1-5	4-4	6	4	11	2	3	0	0	24	
Bauer	0-0	0-0	0-0	6	1	0	2	0	0	0	21	
Koch	5-7	2-3	2-2	3	4	14	1	2	0	0	23	
Oliver	2-10	1-4	0-3	2	2	5	2	4	0	0	31	
McCausland	3-7	3-7	0-0	0	1	9	1	1	0	2	28	
Rucker	4-6	0-0	0-0	6	1	8	0	1	0	0	14	
Jaacks	2-5	0-1	3-5	5	2	7	1	3	0	0	16	
Range	3-4	0-0	1-2	0	2	7	1	1	0	2	18	
Luehrsmann	2-7	1-3	0-0	1	4	5	1	0	0	1	19	
Others	1-4	0-0	0-0	2	0	2	0	0	0	1	6	
Team				1								
Totals	25-61	8-23	10-16	32	21	68	11	15	0	6	200	
FG%:	.410		3-PT%:	.348		FT%:	.625					

Connecticut - - 78												
Name	FG	3-PT	FT	RB	PF	TP	A	TO	BK	S	MN	
Freeman	4-6	0-0	2-2	6	1	10	0	1	0	2	32	
Hamilton	8-17	1-4	7-8	3	2	24	4	2	1	0	38	
Voskuhl	1-2	0-0	2-2	4	4	4	0	2	0	0	23	
Moore	2-5	1-3	1-2	5	0	6	5	2	0	0	34	
El-Amin	6-10	1-2	8-10	3	4	21	5	1	0	2	26	
Mouring	4-6	3-4	0-0	3	1	11	4	1	0	0	15	
Saunders	1-2	0-0	0-0	2	3	2	0	1	0	0	18	
Harrison	0-0	0-0	0-0	0	0	0	0	0	0	0	6	
Wane	0-0	0-0	0-0	0	1	0	0	2	1	1	6	
Jones	0-0	0-0	0-0	0	0	0	0	0	0	0	2	
Team				0								
Totals	26-48	6-13	20-24	26	16	78	18	12	2	5	200	
FG%:	.542		3-PT%:	.462		FT%:	.833					

SCORE BY PERIODS:	ATTENDANCE: 17,975				
Iowa	35	33	68		
Connecticut	40	38	78		

IOWA 69, CREIGHTON 56 (1st Round)

March 15, 2001, Nassau Coliseum, Uniondale, NY

Creighton - - 56												
Name	FG	3-PT	FT	RB	PF	TP	A	TO	BK	S	MN	
Taylor	3-8	1-5	0-0	2	2	7	2	1	0	0	25	
Korver	2-13	2-13	4-5	7	4	10	1	2	1	0	34	
Huss	3-3	0-0	0-0	1	5	6	1	1	1	0	15	
Walker	5-13	0-3	1-1	9	4	11	1	2	0	1	30	
Sears	3-11	2-7	0-0	0	3	8	4	3	0	2	40	
Lindeman	1-1	0-0	0-0	4	3	2	1	0	0	0	14	
Klein	0-0	0-0	0-0	0	2	0	0	0	0	0	7	
Pyfrom	4-8	0-0	3-4	7	1	11	1	2	1	0	21	
Other	0-6	0-0	1-2	4	4	1	0	1	0	0	14	
Team				3								
Totals	21-63	5-28	9-12	37	28	56	11	12	3	3	200	
FG%:	.333		3-PT%:	.179		FT%:	.750					

Iowa - - 69												
Name	FG	3-PT	FT	RB	PF	TP	A	TO	BK	S	MN	
Worley	3-6	0-0	6-6	4	5	12	0	4	0	0	30	
Henderson	5-7	2-3	4-5	4	1	16	0	2	1	0	36	
Evans	3-8	0-0	13-15	7	3	19	1	4	0	0	30	
Boyd	1-5	0-3	1-2	3	0	3	3	0	0	1	29	
Oliver	5-17	1-5	4-5	6	1	15	4	1	0	2	39	
Reiner	0-1	0-0	0-0	1	1	0	0	0	0	0	4	
Thompson	0-1	0-0	0-0	1	1	0	0	2	0	0	4	
Galloway	0-0	0-0	2-2	1	0	2	0	0	0	0	3	
Smith	0-0	0-0	0-0	3	1	0	0	0	0	0	15	
Scott	0-0	0-0	0-0	1	1	0	0	0	0	0	2	
Sonderleiter	1-1	0-0	0-0	1	1	2	0	0	1	0	8	
Team				6								
Totals	18-46	3-11	30-35	38	15	69	8	13	2	3	200	
FG%:	.391		3-PT%:	.273		FT%:	.857					

SCORE BY PERIODS:	ATTENDANCE: 9,086				
Creighton	30	26	56		
Iowa	32	37	69		



KENTUCKY 92, IOWA 79 (2nd Round)

March 17, 2001, Nassau Coliseum, Uniondale, NY

Iowa -- 79

Name	FG	3-PT	FT	RB	PF	TP	A	TO	BK	S	MN
Worley	1-5	0-0	4-5	4	5	6	0	2	0	1	28
Henderson	0-4	0-2	6-8	3	1	6	4	2	0	1	31
Evans	6-14	0-0	6-8	13	4	18	0	4	0	0	37
Boyd	2-8	2-7	0-0	1	1	6	2	3	0	1	33
Oliver	8-14	6-9	4-5	2	4	26	4	0	0	3	39
Thompson	4-5	2-2	1-1	2	4	11	0	1	0	0	13
Smith	1-1	1-1	0-0	1	0	3	2	1	0	1	7
Sonderleiter	0-0	0-0	1-2	1	2	1	0	0	0	0	3
Others	1-1	0-0	0-0	0	1	2	1	1	0	0	9
Team				1							
Totals	23-52	11-21	22-29	28	22	79	13	15	0	7	200
	FG%: .442	3-PT%: .524	FT%: .759								

Kentucky -- 92

Name	FG	3-PT	FT	RB	PF	TP	A	TO	BK	S	MN
Bogans	4-11	2-6	2-2	7	2	12	4	4	0	0	33
Prince	9-14	6-8	7-8	4	1	31	7	1	1	0	37
Parker	1-1	0-0	0-0	0	3	2	0	0	0	1	3
Fitch	3-4	1-1	3-4	2	3	10	2	0	0	1	17
Smith	2-6	2-5	2-2	2	3	8	5	2	0	0	35
Blevins	1-2	1-2	0-0	2	3	3	0	2	0	0	19
Daniels	1-3	0-1	0-0	3	1	2	0	1	0	0	14
Stone	1-1	0-0	0-2	3	1	2	0	1	1	0	14
Estill	9-11	1-1	3-5	6	3	22	0	2	2	1	22
Other	0-0	0-0	0-0	0	0	0	1	1	0	0	6
Team				1							
Totals	31-53	13-24	17-23	30	20	92	19	14	4	3	200
	FG%: .585	3-PT%: .542	FT%: .739								

SCORE BY PERIODS:

Iowa	33	46	79
Kentucky	45	47	92

ATTENDANCE: 14,595

CINCINNATI 76, IOWA 64 (1st Round)

March 17, 2005, RCA Dome, Indianapolis, IN

Iowa -- 64

Name	FG	3-PT	FT	RB	PF	TP	A	TO	BK	S	MN
Brunner	7-17	2-4	4-4	10	3	20	0	0	0	1	32
Hansen	0-0	0-0	0-0	5	4	0	1	0	0	0	16
Haluska	4-13	0-4	2-3	5	2	10	1	1	0	2	37
Horner	4-13	2-6	2-2	4	1	12	1	4	0	1	39
Henderson	1-8	0-1	5-6	3	5	7	1	4	0	1	26
Angle	1-1	0-0	0-0	0	0	2	0	0	0	0	1
Thompson	1-2	0-0	1-2	3	0	3	0	0	0	0	8
Wieck	0-0	0-0	0-0	0	0	0	0	0	0	0	1
Brownlee	0-0	0-0	0-0	0	2	0	0	0	0	0	1
Thomas	0-2	0-0	5-8	9	2	5	0	1	1	1	23
Reed	2-3	1-2	0-0	2	1	5	1	1	0	0	15
Gorney	0-0	0-0	0-0	0	0	0	0	0	0	0	1
Team				2							
Totals	20-59	5-17	19-25	43	20	64	5	11	1	6	200
	FG%: .339	3-PT%: .294	FT%: .760								

Cincinnati -- 76

Name	FG	3-PT	FT	RB	PF	TP	A	TO	BK	S	MN
Hicks	5-10	0-1	0-2	9	2	10	2	1	2	1	34
White	4-12	2-5	5-5	6	2	15	4	1	0	1	37
Maxiell	8-11	2-2	4-8	9	2	22	1	1	6	2	36
Williams	5-9	3-5	0-0	4	5	13	4	1	0	1	35
Muhammad	2-8	1-3	4-6	2	3	9	6	2	0	0	31
Kirkland	1-5	1-2	0-0	1	4	3	1	1	0	0	17
Bright	2-2	0-0	0-1	3	1	4	0	1	0	0	10
Others	0-0	0-0	0-0	0	0	0	0	0	0	0	13
Team				2							
Totals	27-57	9-18	13-22	36	19	76	18	8	8	5	200
	FG%: .474	3-PT%: .500	FT%: .591								

SCORE BY PERIODS:

Iowa	22	42	64
Cincinnati	32	44	76

ATTENDANCE: 27,284

NORTHWESTERN STATE 64, IOWA 63 (1st Round)

March 17, 2006, The Palace at Auburn Hills, Auburn Hills, MI

Northwestern State -- 64

Name	FG	3-PT	FT	RB	PF	TP	A	TO	BK	S	MN
Lee	7-15	4-6	0-0	2	3	18	1	3	0	1	27
Allen	3-6	0-0	1-5	4	5	7	0	2	0	1	22
Mitchell	1-3	1-2	2-2	6	2	5	6	3	0	2	31
Rogers	2-9	1-3	6-6	3	2	11	8	1	1	1	27
Wallace	4-8	2-5	0-0	4	1	10	0	0	0	3	24
Spencer	1-2	0-0	0-0	0	3	2	0	0	0	0	9
Jones	1-3	0-1	0-0	3	1	2	1	0	0	0	15
Forges	2-6	0-3	0-0	1	2	4	0	1	1	0	14
Bargeman	1-5	0-2	0-0	0	0	2	0	0	0	0	16
Dyer	1-2	1-1	0-0	0	1	3	1	0	2	0	11
Ross	0-1	0-0	0-1	3	1	0	0	1	0	1	4
Team				5							
Totals	23-60	9-23	9-14	31	21	64	17	11	4	9	200
	FG%: .383	FT%: .643	3PT%: .391								

Iowa -- 63

Name	FG	3-PT	FT	RB	PF	TP	A	TO	BK	S	MN
Brunner	5-8	0-1	6-9	10	3	16	1	1	1	0	30
Hansen	2-4	0-0	2-2	5	1	6	0	5	2	0	19
Haluska	6-10	5-9	3-3	3	1	20	2	2	0	0	37
Horner	4-13	1-7	2-2	5	1	11	4	3	0	3	39
Henderson	0-2	0-1	3-4	4	4	3	2	3	0	0	34
Thompson	0-1	0-0	0-0	3	1	0	0	2	0	1	10
Freeman	0-0	0-0	0-0	1	2	0	1	2	0	0	8
Thomas	1-3	0-0	5-6	4	4	7	0	0	2	0	21
Reed	0-0	0-0	0-0	0	0	0	0	0	0	0	2
Team				1							
Totals	18-41	6-18	21-26	36	17	63	10	19	5	4	200
	FG%: .439	FT%: .808	3-PT: .333								

SCORE BY PERIODS:

Northwestern State	24	40	64
Iowa	28	35	63

ATTENDANCE: 18,456

TENNESSEE 78, IOWA 65 -- OT (First Four)

March 19, 2014, Dayton Arena, Dayton, OH

Iowa -- 65

Name	FG	3-PT	FT	RB	PF	TP	A	TO	BK	S	MN
Basabe	0-2	0-0	0-0	4	4	0	0	1	0	0	9
White	1-5	0-1	5-6	7	3	7	2	1	1	0	36
Woodbury	8-11	0-0	0-0	8	4	16	1	1	0	0	30
Marble	3-15	0-6	1-1	1	2	7	5	0	0	1	36
Gesell	0-4	0-1	0-0	1	4	0	4	0	0	0	19
Olaseni	1-1	0-0	1-2	0	3	3	0	1	0	0	16
Oglesby	2-5	1-3	0-0	0	2	5	1	1	0	0	17
Jok	4-5	2-3	0-0	0	0	10	0	0	0	1	16
Clemmons	1-1	0-0	0-0	1	1	2	0	1	0	0	4
McCabe	2-5	1-2	4-4	6	5	9	1	0	0	0	22
Uthoff	2-4	0-0	2-2	1	0	6	0	0	1	0	20
Team				1							
Totals	24-58	4-16	13-15	30	28	65	14	6	2	2	225
	FG%: .414	FT%: .867	3PT%: .250								

Tennessee -- 78

Name	FG	3-PT	FT	RB	PF	TP	A	TO	BK	S	MN
Stokes	5-7	0-0	8-11	13	2	18	0	0	0	0	39
Maymon	3-4	0-0	3-4	7	2	9	2	2	0	0	41
Richardson	6-13	1-5	4-4	8	3	17	2	2	0	1	32
Barton	2-8	2-6	4-4	1	2	10	2	0	0	0	32
McRae	6-15	2-6	6-7	4	0	20	3	3	1	0	42
Moore	2-3	0-1	0-0	2	0	4	3	0	0	0	14
Ndiaye	0-0	0-0	0-0	0	0	0	0	0	0	0	1
Thompson	0-2	0-1	0-0	0	2	0	0	0	0	1	12
Davis	0-0	0-0	0-0	1	0	0	0	0	0	0	1
Reese	0-2	0-2	0-0	0	3	0	1	0	0	0	9
Lopez	0-0	0-0	0-0	0	0	0	0	0	0	0	1
Campbell	0-0	0-0	0-0	0	0	0	0	0	0	0	1
Team				1							
Totals	24-54	5-21	25-30	37	14	78	13	8	1	2	225
	FG%: .444	FT%: .833	3-PT: .238								

SCORE BY PERIODS:

Iowa	29	35	1
Tennessee	26	38	14

ATTENDANCE: 11,534



IOWA 83, DAVIDSON 52 (1st Round)

March 20, 2015, KeyArena, Seattle, WA

Davidson -- 52

Name	FG	3-PT	FT	RB	PF	TP	A	TO	BK	S	MN
Aldridge	6-13	2-7	0-0	2	2	14	2	0	1	0	37
Sullivan	3-14	2-5	0-0	3	2	8	4	1	0	0	40
Kalinoski	2-9	0-4	1-1	6	4	5	2	0	0	0	28
Barham	4-8	0-0	1-4	7	2	9	1	0	1	0	26
Gibbs	5-14	2-9	2-2	2	1	14	4	5	0	0	36
Ekwu	0-0	0-0	0-0	1	0	0	0	0	0	0	2
Watkins	0-1	0-1	0-0	0	1	0	0	0	0	0	3
Michelsen	0-2	0-2	0-0	1	0	0	0	0	0	0	9
Mackay	0-0	0-0	0-0	0	0	0	0	0	0	0	1
McAuliffe	1-2	0-0	0-3	5	3	2	0	0	2	1	18
Team				3							
Totals	21-63	6-28	4-10	30	15	52	13	6	4	1	200
	FG%:	.333	FT%:		.400		3PT%:	.214			

Iowa -- 83

Name	FG	3-PT	FT	RB	PF	TP	A	TO	BK	S	MN
Uthoff	4-12	0-2	0-0	9	1	8	1	1	1	0	29
White	11-14	1-2	3-3	6	0	26	2	1	1	1	35
Woodbury	4-6	0-0	0-1	8	2	8	1	1	0	1	21
Jok	5-11	2-6	0-0	5	1	12	0	0	0	0	29
Gesell	6-12	1-2	2-3	2	1	15	6	0	0	0	28
Olaseni	2-6	0-0	2-3	6	2	6	0	1	3	0	18
Rose	0-0	0-0	0-0	0	0	0	1	0	0	0	2
Oglesby	0-2	0-0	0-0	0	2	0	0	0	0	0	15
Clemmons	1-4	1-3	0-0	3	2	3	1	1	0	1	17
Denning	1-1	1-1	0-0	0	0	3	0	0	0	0	1
Ukah	0-0	0-0	0-0	1	0	0	0	0	0	0	1
Uhl	1-1	0-0	0-0	2	0	0	0	0	0	0	4
Team				4							
Totals	35-69	6-16	7-10	46	11	83	12	5	5	3	200
	FG%:	.507	FT%:		.700		3-PT:	.375			

SCORE BY PERIODS:

Davidson	29	23	52
Iowa	38	45	83

GONZAGA 87, IOWA 68 (2nd Round)

March 22, 2015, KeyArena, Seattle, WA

Iowa -- 68

Name	FG	3-PT	FT	RB	PF	TP	A	TO	BK	S	MN
Uthoff	10-19	0-3	0-0	8	0	20	1	0	1	0	38
White	7-13	2-3	3-3	1	3	19	1	1	0	3	38
Woodbury	1-2	0-0	0-0	3	5	2	0	1	1	0	18
Jok	1-6	0-3	2-2	0	2	4	1	2	0	0	15
Gesell	4-10	0-1	1-2	1	1	9	5	4	0	0	33
Olaseni	2-5	0-0	0-1	2	5	4	1	2	1	0	19
Oglesby	0-1	0-1	0-0	1	1	0	0	1	0	0	9
Clemmons	3-4	3-4	1-2	3	0	10	1	0	0	1	25
Uhl	0-0	0-0	0-0	0	0	0	0	0	0	0	5
Team				3							
Totals	28-60	5-15	7-10	22	17	68	10	11	3	4	200
	FG%:	.467	FT%:		.700		3PT%:	.333			

Gonzaga -- 87

Name	FG	3-PT	FT	RB	PF	TP	A	TO	BK	S	MN
Wiltjer	10-12	4-6	0-0	7	3	24	1	1	0	0	25
Karnowski	4-6	0-0	1-4	4	0	9	4	3	2	1	27
Pangos	5-12	4-7	2-2	2	2	16	3	2	0	0	37
Bell Jr.	3-6	2-3	2-2	2	1	10	4	1	0	2	28
Wesley	2-3	0-0	1-2	2	0	5	2	2	0	0	20
Melson	0-0	0-0	0-0	0	0	0	0	0	0	0	3
Nunez	1-1	0-0	0-0	0	0	2	0	0	0	0	1
Dranginis	1-2	0-0	1-2	2	1	3	4	2	0	1	20
Sabonis	6-10	0-0	6-8	9	3	18	0	0	0	0	27
McClellan	0-0	0-0	0-1	3	1	0	2	0	0	0	12
Team				3							
Totals	32-52	10-16	13-21	34	11	87	20	11	2	4	200
	FG%:	.615	FT%:		.619		3-PT:	.625			

SCORE BY PERIODS:

Iowa	29	39	68
Gonzaga	46	41	87

IOWA 72, TEMPLE 70 -- OT (1st Round)

March 18, 2016, Barclays Center, Brooklyn, NY

Temple -- 70

Name	FG	3-PT	FT	RB	PF	TP	A	TO	BK	S	MN
Enechionya	2-7	0-3	0-0	5	2	4	2	1	1	0	33
Bond	7-15	0-0	0-0	15	2	14	0	3	1	0	42
Brown	7-11	2-3	0-0	9	4	16	5	2	1	0	45
Decosey	10-22	1-6	5-5	8	4	26	1	5	0	0	40
Coleman	2-6	0-3	1-2	4	5	5	0	1	0	2	37
Alston	0-0	0-0	0-0	0	0	0	0	0	0	0	2
Dingle	0-0	0-0	0-1	1	1	0	1	0	0	0	6
Williams	2-5	1-3	0-1	3	3	5	3	0	0	0	20
Team				4							
Totals	30-66	4-18	6-9	49	21	70	12	12	3	2	225
	FG%:	.455	FT%:		.667		3PT%:	.222			

Iowa -- 72

Name	FG	3-PT	FT	RB	PF	TP	A	TO	BK	S	MN
Uthoff	7-21	2-10	7-8	5	2	23	0	0	1	2	43
Woodbury	4-6	0-0	2-2	5	3	10	0	1	1	0	32
Jok	5-15	3-10	3-5	7	3	16	0	0	0	0	39
Gesell	0-8	0-1	4-4	3	2	4	5	2	0	1	32
Clemmons	2-6	1-2	1-2	5	2	6	6	0	0	2	36
Wagner	1-1	0-0	0-0	4	1	2	0	0	0	0	10
Williams	1-1	0-0	0-0	1	0	2	0	0	0	0	4
Uhl	3-9	1-4	0-1	4	0	7	1	0	1	1	20
Baer	1-2	0-1	0-0	2	2	2	1	0	0	0	9
Team				2							
Totals	24-69	7-28	17-22	38	15	72	13	3	3	6	225
	FG%:	.348	FT%:		.773		3-PT:	.250			

SCORE BY PERIODS:

Temple	37	26	7	70
Iowa	38	25	9	72

VILLANOVA 87, IOWA 68 (2nd Round)

March 20, 2016, Barclays Center, Brooklyn, NY

Iowa -- 68

Name	FG	3-PT	FT	RB	PF	TP	A	TO	BK	S	MN
Uthoff	6-12	2-5	2-4	6	1	16	2	2	2	2	31
Woodbury	0-3	0-0	1-2	3	4	1	1	1	0	0	28
Jok	4-12	2-7	1-1	6	2	11	0	1	0	0	33
Gesell	3-8	0-3	0-0	1	5	6	6	4	0	0	28
Clemmons	3-6	0-1	3-4	2	4	9	4	1	0	0	19
Wagner	1-1	0-0	0-2	3	0	2	0	0	1	0	13
Fleming	1-1	0-0	0-0	0	0	2	0	0	0	0	1
Soukup, Michael	0-0	0-0	0-0	0	0	0	1	0	0	0	1
Williams	1-2	1-2	0-0	1	0	3	0	2	0	0	8
Soukup, Steven	0-0	0-0	0-0	0	0	0	0	0	0	0	1
Okah	0-0	0-0	0-0	0	0	0	0	0	0	0	1
Ellingson	0-0	0-0	0-0	0	0	0	0	0	0	0	1
Uhl	1-2	1-2	0-0	0	0	3	0	1	0	2	10
Baer	7-13	1-4	0-0	4	3	15	0	1	0	2	25
Team				3							
Totals	27-60	7-24	7-13	29	19	68	14	13	3	6	200
	FG%:	.450	FT%:		.292		3PT%:	.538			

Villanova -- 87

Name	FG	3-PT	FT	RB	PF	TP	A	TO	BK	S	MN
Jenkins	6-9	3-5	0-0	1	3	15	6	0	0	2	31
Hart	7-11	1-4	4-4	4	2	19	2	5	0	1	27
Ochefu	3-5	0-0	0-0	11	1	6	4	3	3	3	28
Brunson	5-10	2-3	0-0	3	1	12	4	1	0	1	27
Archidiacono	5-8	2-3	4-4	0	1	16	4	0	0	1	29
Lowe	0-0	0-0	0-0	0	0	0	0	0	0	0	1
Booth	2-6	2-4	2-2	2	2	8	3	1	0	0	22
Farrell	0-0	0-0	0-0	0	0	0	0	0	0	0	1
Bridges	3-4	0-0	0-0	2	4	6	0	1	0	1	18
Reynolds	1-1	0-0	3-7	5	2	5	0	1	1	0	15
Rafferty	0-0	0-0	0-0	0	0	0	0	0	0	0	1
Team				4							
Totals	32-54	10-19	13-17	32	16	87	23	13	4	9	200
	FG%:	.593	FT%:		.765		3-PT:	.526			

SCORE BY PERIODS:

Iowa	29	39	68
Villanova	54	33	87



IOWA 79, CINCINNATI 72 (1st Round)

March 22, 2019, Nationwide Arena, Columbus, OH

Iowa -- 79

Name	FG	3-PT	FT	RB	PF	TP	A	TO	BK	S	MN
Garza	8-11	2-3	2-3	7	1	20	0	1	0	0	32
Cook	1-9	0-0	3-5	5	4	5	4	1	0	0	20
Bohannon	5-10	1-4	2-4	5	1	13	4	2	0	0	38
Moss	2-5	1-3	0-0	1	2	5	2	3	0	0	23
Wieskamp	6-8	4-6	3-4	5	1	19	1	2	1	1	33
Dailey	0-0	0-0	0-0	1	0	0	0	0	0	0	8
Kriener	2-2	0-0	0-0	0	4	4	1	2	0	0	13
McCaffery	1-2	1-2	0-0	0	0	3	2	1	0	0	11
Baer	4-6	2-4	0-0	4	2	10	1	2	0	0	22
Team				5							
Totals	29-53	11-22	10-16	33	15	79	15	14	1	1	200
	FG%:	.547	FT%:	.625			3PT%:	.500			

Cincinnati -- 72

Name	FG	3-PT	FT	RB	PF	TP	A	TO	BK	S	MN
Scott	4-8	0-1	2-2	7	2	10	0	1	1	1	37
Brooks	5-8	0-0	1-2	5	5	11	0	0	1	0	21
Williams	2-5	0-2	0-0	6	3	4	1	1	0	1	27
Jenifer	7-12	3-7	2-2	4	0	19	2	1	0	0	35
Cumberland	7-17	3-9	1-2	1	1	18	4	2	0	1	39
Johnson	0-0	0-0	0-0	0	1	0	0	0	0	0	0+
Moore	0-3	0-3	2-2	1	4	2	1	0	0	0	9
Fredericks	0-1	0-1	0-0	1	0	0	0	0	0	0	3
Broome	3-9	0-4	2-4	2	0	8	1	1	0	0	19
Diarr	0-1	0-0	0-0	0	1	0	0	0	0	0	3
Nsoseme	0-1	0-0	0-0	1	1	0	0	0	0	1	7
Team				4				1			
Totals	28-65	6-27	10-14	32	18	72	9	7	2	4	200
	FG%:	.431	FT%:	.714			3-PT:	.222			

SCORE BY PERIODS:

Iowa	31	48	79
Cincinnati	36	36	72

ATTENDANCE: 19,641

TENNESSEE 83, IOWA 77 -- OT (2nd Round)

March 24, 2019, Nationwide Arena, Columbus, OH

Iowa -- 77

Name	FG	3-PT	FT	RB	PF	TP	A	TO	BK	S	MN
Garza	4-8	0-1	5-6	4	4	13	0	1	2	0	32
Cook	4-12	0-0	3-6	2	4	11	2	3	0	0	37
Bohannon	5-11	3-7	5-5	6	4	18	1	1	0	1	42
Moss	6-12	3-5	1-2	5	0	16	0	2	0	2	29
Wieskamp	1-7	1-5	8-8	7	3	11	2	1	0	1	37
Dailey	0-1	0-1	0-0	0	0	0	0	1	0	0	4
Kriener	1-3	0-0	2-5	2	3	4	0	2	0	0	13
McCaffery	0-0	0-0	0-0	0	0	0	2	0	0	1	13
Baer	2-5	0-2	0-0	5	3	4	1	0	1	1	18
Team				3				1			
Totals	23-59	7-21	24-32	34	21	77	8	12	3	6	200
	FG%:	.390	FT%:	.750			3PT%:	.333			

Tennessee -- 83

Name	FG	3-PT	FT	RB	PF	TP	A	TO	BK	S	MN
Williams	7-13	0-0	5-6	7	4	19	5	5	3	4	37
Alexander	2-2	0-0	4-5	9	4	8	0	2	1	0	33
Bone	5-12	2-5	2-2	3	2	14	3	3	0	0	38
Turner	5-13	3-7	2-2	6	2	15	3	1	0	0	41
Schofield	7-15	3-6	2-3	5	4	19	0	1	0	2	24
Fulkerson	0-0	0-0	0-0	2	2	0	0	0	0	0	9
Walker	0-0	0-0	0-0	0	2	0	0	1	0	0	3
Bowden	2-5	0-2	4-5	3	2	8	1	2	1	0	35
Pons	0-0	0-0	0-0	1	1	0	0	1	0	0	5
Team				5				1			
Totals	28-60	8-20	19-23	41	23	83	12	17	5	6	200
	FG%:	.467	FT%:	.826			3-PT:	.400			

SCORE BY PERIODS:

Iowa	28	43	6	77
Tennessee	49	22	12	83

ATTENDANCE: 19,610

IOWA 86, GRAND CANYON 74 (1st Round)

March 20, 2021, Indiana Farmers Coliseum, Indianapolis, IN

Grand Canyon -- 74

Name	FG	3-PT	FT	RB	PF	TP	A	TO	BK	S	MN
Fraye	3-7	2-6	0-0	3	4	8	5	1	3	1	25
Lever	5-11	0-3	3-5	5	4	13	2	1	0	0	33
Midtgaard	8-11	0-0	2-3	6	2	18	1	2	0	0	28
Dixon	1-7	1-5	0-0	1	3	3	1	0	0	0	25
Blacksher Jr.	6-16	3-9	0-0	3	3	15	7	2	0	1	38
McMillian	0-4	0-1	0-0	2	1	0	1	0	0	1	13
McGlothlin	5-9	1-1	2-3	7	2	13	0	0	1	0	19
Miller-Moore	2-3	0-1	0-0	1	1	4	2	0	0	1	18
Zdor	0-0	0-0	0-0	0	0	0	0	0	0	0	0+
Smith	0-1	0-0	0-0	0	0	0	0	0	0	0	0+
Lloyd	0-0	0-0	0-0	0	0	0	0	0	0	0	0+
Stone	0-0	0-0	0-0	0	0	0	0	0	0	0	0+
Zdor	0-0	0-0	0-0	0	0	0	0	0	0	0	0+
Okpoh	0-1	0-0	0-0	1	0	0	0	0	0	0	0+
Team				8				1			
Totals	30-70	7-26	7-11	37	20	74	19	7	4	4	200
	FG%:	.429	FT%:	.636			3PT%:	.269			

Iowa -- 86

Name	FG	3-PT	FT	RB	PF	TP	A	TO	BK	S	MN
Garza	9-16	4-5	2-4	6	3	24	1	2	1	2	33
Bohannon	4-7	3-5	2-2	4	1	13	2	2	0	0	29
Fredrick	2-5	0-1	3-5	2	1	7	1	1	1	0	32
Wieskamp	3-7	1-4	9-10	8	1	16	5	0	0	0	36
McCaffery, C.	0-2	0-1	0-0	0	4	0	1	0	0	1	13
Murray, Keegan	6-11	1-5	0-0	7	4	13	3	0	4	1	25
Toussaint	2-2	1-1	0-0	1	1	5	2	1	0	0	11
McCaffery, P.	2-3	0-0	2-2	2	0	6	0	0	0	0	15
Perkins	1-1	0-0	0-1	2	0	2	2	0	0	0	6
Team				5				1			
Totals	28-60	8-20	19-23	41	23	83	12	17	5	6	200
	FG%:	.537	FT%:	.750			3-PT:	.455			

SCORE BY PERIODS:

Grand Canyon	31	43	74
Iowa	42	44	86

ATTENDANCE: 986

OREGON 95, IOWA 80 (2nd Round)

March 22, 2021, Bankers Life Fieldhouse, Indianapolis, IN

Oregon -- 95

Name	FG	3-PT	FT	RB	PF	TP	A	TO	BK	S	MN
Omoruyi	8-15	1-5	0-2	6	2	17	5	2	2	2	34
Williams Jr.	3-9	1-3	2-2	2	3	9	1	1	1	0	42
Richardson	7-10	3-4	2-2	6	3	19	7	3	0	1	30
Duarte	9-12	1-3	4-5	3	2	23	7	2	0	1	32
Figueroa	8-14	5-9	0-0	7	2	21	1	2	0	3	30
Hardy	0-2	0-1	0-0	1	0	0	2	0	0	0	10
Lawson	1-2	0-0	0-0	2	1	2	0	0	1	0	12
Terry	0-1	0-0	0-0	1	0	0	1	0	0	0	4
Keptnang	2-3	0-0	0-0	1	0	4	1	0	2	0	6
Wur	0-0	0-0	0-0	0	0	0	0	0	0	0	0+
Estrada	0-0	0-0	0-0	0	0	0	0	0	0	0	0+
Osborn	0-0	0-0	0-0	0	0	0	0	0	0	0	0+
Johnson	0-0	0-0	0-0	1	0	0	0	0	0	0	0+
Team				4				1			
Totals	38-68	11-25	8-11	34	13	95	25	11	6	7	200
	FG%:	.559	FT%:	.727			3PT%:	.440			

Iowa -- 80

Name	FG	3-PT	FT	RB	PF	TP	A	TO	BK	S	MN
Garza	14-20	3-4	5-7	9	3	36	1	1	0	1	36
Bohannon	0-4	0-2	0-0	1	1	0	3	1	0	0	19
Fredrick	0-3	0-2	0-0	0	1	0	0	0	0	1	13
Wieskamp	7-17	3-8	0-0	6	0	17	5	3	1	0	34
McCaffery, C.	0-1	0-0	0-0	1	1	0	1	2	0	0	12
Murray, Keegan	2-9	1-5	1-2	4	1	6	1	1	1	1	24
McCaffery, P.	4-6	0-2	2-2	2	0	10	1	0	1	1	20
Toussaint	2-3	0-0	1-1	2	2	5	4	3	0	2	13
Perkins	2-4	1-1	0-0	1	4	5	2	0	0	1	13
Ulis	0-0	0-0	1-2	2	0	1	4	0	1	0	12
Murray, Kris	0-0	0-0	0-0	1	0	0	0	0	0	0	3
Baer	0-0	0-0	0-0	0	0	0	0	0	0	0	0+
Ash	0-1	0-1	0-0	0	0	0	0	0	0	0	0+
Ogundele	0-0	0-0	0-0	0	0	0	0	0	0	0	0+
Team				5				1			
Totals	31-68	8-25	10-14	34	13	80	22	12	4	7	200
	FG%:	.456	FT%:	.714			3-PT:	.320			

SCORE



RICHMOND 67, IOWA 63 (1st Round)

March 17, 2022, KeyBank Center, Buffalo, NY

Richmond -- 67

Name	FG	3-PT	FT	RB	PF	TP	A	TO	BK	S	MN
Burton	4-11	1-5	9-10	11	1	18	1	5	0	2	40
Cayo	7-11	0-0	1-2	2	4	15	1	0	1	0	30
Golden	2-11	0-1	0-0	5	0	4	5	2	1	0	25
Gilyard	8-15	4-7	4-4	6	2	24	6	3	0	0	40
Gustavson	1-4	0-2	0-0	5	3	2	1	0	0	0	20
Crabtree	0-1	0-1	0-0	1	3	0	0	0	0	0	13
Sherod	0-2	0-1	0-0	1	3	0	0	0	0	0	10
Grace	2-2	0-0	0-0	1	1	4	0	1	1	1	21
Wilson	0-0	0-0	0-0	0	0	0	0	0	0	0	0+
Team				5				1			
Totals	24-57	5-17	14-16	36	14	67	14	12	3	3	200
FG%:	.421	3-PT%:	.294	FT%:	.875						

Iowa -- 63

Name	FG	3-PT	FT	RB	PF	TP	A	TO	BK	S	MN
Rebraca	2-5	0-0	1-2	9	3	5	1	0	2	1	25
Murray, Ke.	8-15	0-3	5-5	9	3	21	2	2	1	1	38
McCaffery P.	7-17	4-7	0-0	2	1	18	1	0	0	0	25
Bohannon	2-8	2-7	0-0	2	1	6	3	1	0	1	33
Perkins	2-5	0-2	2-3	1	5	6	1	3	0	0	19
Toussaint	1-3	0-0	0-0	1	2	2	1	1	0	0	13
Murray, Kr.	1-6	0-5	1-2	5	2	3	2	0	0	2	16
McCaffery, C.	0-2	0-2	0-0	3	0	0	3	1	0	0	23
Sandfort	1-5	0-3	0-0	3	1	2	0	0	0	0	8
Ulis	0-0	0-0	0-0	0	0	0	0	0	0	0	0+
Team				5				2			
Totals	24-66	6-29	9-12	40	18	63	14	10	3	5	200
FG%:	.364	FT%:	.750	3-PT%:	.207						

SCORE BY PERIODS:

Richmond	29	38	67
Iowa	28	35	63

ATTENDANCE: 16,017

AUBURN 83, IOWA 75 (1st Round)

March 16, 2023, Legacy Arena, Birmingham, Alabama

Auburn -- 83

Name	FG	3-PT	FT	RB	PF	TP	A	TO	BK	S	MN
Green Jr.	3-10	1-5	8-8	2	0	15	3	2	0	3	27
Williams	5-9	1-2	0-0	2	4	11	2	1	0	0	16
Broome	7-14	1-1	4-6	12	2	19	1	3	5	0	31
Jasper	1-2	0-1	0-0	1	2	2	0	0	0	0	17
Flannigan	4-11	0-2	2-4	10	2	10	4	1	0	0	31
Johnson	4-7	2-4	1-2	0	4	11	0	0	0	1	22
Donaldson	3-3	3-3	2-2	3	1	11	2	0	0	0	13
Moore	0-1	0-0	0-0	2	0	0	1	0	0	1	9
Traore	0-0	0-0	0-0	0	1	0	0	0	0	0	9
Berman	1-5	0-4	0-0	1	1	2	0	0	0	1	15
Cardwell	1-1	0-0	0-0	2	1	2	1	0	0	0	9
Team				3							
Totals	29-63	8-22	17-22	38	18	83	14	7	5	6	200
FG%:	.460	3-PT%:	.364	FT%:	.773						

Iowa -- 75

Name	FG	3-PT	FT	RB	PF	TP	A	TO	BK	S	MN
Rebraca	5-9	0-0	4-6	7	4	14	1	1	0	1	36
Ulis	1-5	0-2	0-0	0	0	2	0	1	0	0	16
Perkins	4-12	0-1	0-0	4	5	8	1	1	0	1	27
Murray	5-18	3-11	2-4	9	1	15	1	1	1	2	36
McCaffery, C.	2-3	1-2	4-4	8	5	9	3	1	0	0	28
Dix	0-0	0-0	0-0	0	0	0	0	0	0	0	2
Bowen	1-1	0-0	0-0	1	1	2	0	1	0	0	7
Sandfort	8-16	3-10	2-3	6	1	21	3	0	0	0	22
McCaffery, P.	2-4	0-1	0-0	2	1	4	2	2	1	0	25
Team				7							
Totals	28-68	7-27	12-17	44	18	75	11	8	2	4	200
FG%:	.412	3-PT%:	.259	FT%:	.706						

SCORE BY PERIODS:

Auburn	31	52	83
Iowa	26	49	75

ATTENDANCE: 15,154



Iowa advanced to its fourth straight NCAA Tournament in 2023, and have competed in seven of the last nine NCAA Tournaments.



IOWA 73, TEMPLE -- 71

Nov. 15, 1990, Carver-Hawkeye Arena, Iowa City, IA (Preseason)

Temple -- 71

Name	FG	3-PT	FT	RB	PF	TP	A	TO	BK	S	MN
Harden	1-3	1-3	0-0	1	0	3	1	1	0	1	13
Macon	3-15	2-5	0-1	5	1	8	5	2	0	5	40
Hodge	9-9	0-0	1-1	11	2	19	0	3	0	0	29
Kilgore	3-10	1-4	0-2	2	3	7	5	4	1	2	40
Strickland	3-12	0-0	2-2	8	4	8	2	0	1	1	32
Carstarphen	7-13	5-10	0-0	1	2	19	3	0	0	2	30
Lovelace	0-0	0-0	0-0	0	2	0	0	0	0	0	6
Spears	3-3	0-0	1-2	1	4	7	0	0	1	0	8
Post	0-1	0-0	0-0	0	2	0	0	0	0	0	2
Team				2							
Totals	29-66	9-22	4-8	31	20	71	16	10	3	11	200
	FG%: .439	3-PT%: .410	FT%: .500								

Iowa -- 73

Name	FG	3-PT	FT	RB	PF	TP	A	TO	BK	S	MN
Skinner	1-2	0-1	0-0	2	0	2	6	0	0	0	22
Barnes	6-13	3-7	0-0	4	0	15	3	1	0	1	27
Earl	7-10	0-0	4-5	5	4	18	1	7	1	1	24
Moses	3-8	0-1	3-4	1	1	0	2	2	0	0	25
Street	0-2	0-0	0-0	0	2	0	0	0	0	0	9
Tubbs	2-2	0-0	0-0	5	5	4	1	0	2	0	13
Webb	3-3	0-0	3-5	6	1	9	1	1	0	0	24
Winters	1-2	0-0	0-0	5	0	2	0	1	1	0	10
Davis	1-2	0-0	0-1	3	1	2	1	1	0	0	9
Smith	1-2	1-1	0-2	1	0	3	4	1	0	1	18
Lusk	3-4	0-0	1-4	1	0	7	2	2	0	1	13
Lookingbill	0-1	0-0	2-2	1	1	2	2	0	1	0	6
Totals	28-51	4-10	13-23	36	16	73	23	16	5	4	200
	FG%: .549	3-PT%: .400	FT%: .565								

Score by Periods:

Temple	41	30	71
Iowa	46	27	73

ATTENDANCE: 7,356

NOTRE DAME 77, IOWA 68

Nov. 17, 1990, JAC Center, South Bend, IN (Preseason)

Iowa -- 68

Name	FG	3-PT	FT	RB	PF	TP	A	TO	BK	S	MN
Moses	5-10	1-4	0-1	3	5	11	1	5	0	1	24
Street	0-3	0-0	0-0	2	1	0	0	1	0	0	9
Tubbs	2-3	0-0	0-0	1	3	4	1	0	0	0	17
Skinner	1-6	1-5	0-0	2	1	3	2	0	0	1	24
Barnes	2-7	0-1	1-3	4	2	5	5	0	0	1	26
Smith	3-6	1-3	0-0	2	0	7	1	1	0	3	16
Lusk	4-5	0-0	2-2	2	4	10	1	5	0	0	17
Davis	4-4	0-0	0-0	1	2	8	0	0	0	0	12
Winters	3-4	0-0	0-3	3	1	6	0	1	0	0	12
Lookingbill	0-1	0-1	2-2	1	1	2	0	0	0	1	3
Webb	1-3	0-0	1-2	4	2	3	1	0	0	0	17
Earl	2-7	0-0	5-6	7	3	9	1	4	2	2	23
Team				3							
Totals	27-59	3-14	11-19	35	25	68	13	17	2	9	200
	FG%: .458	3-PT%: .214	FT%: .579								

Notre Dame -- 77

Name	FG	3-PT	FT	RB	PF	TP	A	TO	BK	S	MN
Ellis	5-12	1-1	9-10	8	3	20	1	4	2	0	35
Sweet	5-7	0-0	2-2	3	1	12	0	2	0	0	22
Tower	2-3	0-0	0-0	3	4	4	1	1	1	0	27
Singleton	2-5	0-0	2-2	4	4	6	9	4	0	1	36
Bennett	7-14	3-3	4-8	6	2	21	5	2	0	2	36
Boyer	0-2	0-1	2-2	0	0	2	1	0	0	0	3
Ellery	3-6	0-2	4-6	3	3	10	0	0	0	1	26
Cozen	0-0	0-0	0-0	1	0	0	0	2	0	0	6
Ross	1-1	0-0	0-0	0	1	2	0	0	0	0	6
Ross	0-0	0-0	0-0	1	1	0	0	0	0	0	3
Team				2							
Totals	25-50	4-7	23-30	31	19	77	17	15	3	4	200
	FG%: .500	3-PT%: .571	FT%: .767								

Score by Periods:

Iowa	30	38	68
Notre Dame	35	42	77

ATTENDANCE: 6,608

IOWA 96, DEPAUL 87 (1st Round)

March 15, 1995, Mark of the Quad Cities, Moline, IL

DePaul -- 87

Name	FG	3-PT	FT	RB	PF	TP	A	TO	BK	S	MN
Macon	2-4	0-0	1-2	2	2	5	1	2	0	0	32
Kleinschmidt	7-17	1-6	4-6	6	2	19	5	3	0	0	33
Bowden	9-12	0-0	0-0	4	2	18	2	2	1	1	29
Cole	5-15	2-10	5-6	2	4	17	9	4	0	2	39
Patton	2-4	1-1	2-2	4	2	7	2	4	0	2	25
Currie	3-4	0-0	2-5	4	1	8	2	1	1	2	18
Watts	3-5	0-2	1-1	0	3	7	2	0	0	1	15
Singer	2-3	2-3	0-0	2	1	6	0	0	0	0	9
Team				1							
Totals	33-64	6-22	15-22	26	17	87	23	17	2	8	200
	FG%: .515	3-PT%: .270	FT%: .681								

Iowa -- 96

Name	FG	3-PT	FT	RB	PF	TP	A	TO	BK	S	MN
Murray	5-9	0-0	2-2	3	3	12	0	3	1	2	30
Settles	7-12	0-4	4-4	9	2	18	5	6	0	0	28
Bartels	6-8	3-5	2-2	7	1	17	3	0	0	5	30
Woolridge	5-11	0-1	7-8	4	3	17	10	1	0	1	31
Kingsbury	6-15	3-11	4-4	2	1	19	2	2	0	1	33
Glasper	0-0	0-0	2-2	2	0	2	1	1	0	0	9
Bowen	1-3	0-0	0-0	5	2	2	2	1	2	0	13
Skillett	2-3	0-0	0-0	1	1	4	0	0	0	0	8
Carter	1-2	0-0	0-0	2	1	2	0	0	0	0	11
Millard	1-1	0-0	1-1	1	2	3	1	1	0	1	7
Team				0							
Totals	34-64	6-21	22-23	40	16	96	24	17	3	10	200
	FG%: .531	3-PT%: .286	FT%: .956								

Score by Periods:

DePaul	34	53	87
Iowa	46	50	96

ATTENDANCE: 10,678

IOWA 66, OHIO UNIVERSITY 62 (2nd Round)

March 21, 1995, Carver-Hawkeye Arena, Iowa City, IA

Ohio -- 62

Name	FG	3-PT	FT	RB	PF	TP	A	TO	BK	S	MN
Trent	8-19	0-0	2-2	10	2	18	4	3	0	0	37
Simmons	4-9	0-1	0-0	9	4	8	1	4	1	2	35
Terry	0-6	0-0	2-3	8	3	2	1	2	3	0	19
Ford	1-10	0-8	3-3	4	3	5	4	1	0	5	38
Reese	3-5	2-2	0-1	5	2	8	1	5	0	1	28
Johnson	2-8	2-8	4-4	2	3	10	1	2	0	0	22
Sears	5-6	0-0	1-2	3	4	11	0	1	0	0	19
Greenwood	0-0	0-0	0-0	1	0	0	0	0	1	1	2
Team				1							
Totals	23-63	4-19	12-15	43	21	62	12	18	5	9	200
	FG%: .365	3-PT%: .211	FT%: .800								

Iowa -- 66

Name	FG	3-PT	FT	RB	PF	TP	A	TO	BK	S	MN
Murray	5-7	1-1	2-4	4	4	13	0	2	0	1	32
Settles	3-11	1-4	4-4	10	4	11	2	1	0	4	24
Bartels	2-7	2-6	1-3	6	1	7	2	2	0	2	29
Woolridge	2-7	0-2	4-4	2	3	8	7	4	0	2	28
Kingsbury	6-15	5-13	2-2	8	1	19	0	2	0	3	36
Carter	0-1	0-0	1-2	4	0	1	0	0	0	0	5
Bowen	1-2	0-0	1-2	2	0	3	0	0	0	1	18
Glasper	1-1	0-0	0-2	0	2	2	2	3	0	0	12
Skillett	0-2	0-1	0-0	3	3	0	1	0	0	0	5
Millard	0-3	0-0	2-2	1	0	2	0	1	0	1	11
Team				1							
Totals	20-56	9-27	17-25	41	18	66	14	15	0	14	200
	FG%: .357	3-PT%: .333	FT%: .680								

Score by Periods:

Ohio	29	33	62
Iowa	43	23	66

ATTENDANCE: 15,500



PENN STATE 67, IOWA 64 (Quarterfinals)
March 23, 1995, Carver-Hawkeye Arena, Iowa City, IA

Penn State -- 67												
Name	FG	3-PT	FT	RB	PF	TP	A	TO	BK	S	MN	
Carlton	6-18	1-8	0-0	7	2	13	0	2	0	1	21	
Sekunda	2-9	0-0	0-0	6	2	4	3	2	0	0	21	
Amaechi	4-9	0-0	4-9	12	3	12	0	1	3	0	33	
Earl	0-5	0-2	3-4	4	1	3	13	2	0	5	36	
Williams	5-8	0-0	0-0	3	3	10	1	2	0	1	19	
Bartram	3-5	2-4	0-0	6	1	8	1	5	0	0	20	
Lisicky	4-10	4-7	0-0	1	1	12	1	3	0	0	26	
Williams	1-3	0-0	1-5	6	4	3	0	1	0	0	14	
Joseph	1-1	0-1	0-0	2	2	2	0	0	0	1	10	
Team				3								
Totals	26-68	7-22	8-18	50	19	67	19	18	3	8	200	
FG%:	.382		3-PT%:	.318		FT%:	.444					

Iowa -- 64												
Name	FG	3-PT	FT	RB	PF	TP	A	TO	BK	S	MN	
Murray	2-5	0-1	0-1	2	1	4	2	2	0	1	26	
Settles	6-15	1-5	3-5	9	4	16	3	1	1	0	28	
Bartels	3-9	1-6	1-3	3	1	8	0	2	1	2	32	
Woolridge	10-17	2-3	6-8	6	1	28	5	3	1	1	35	
Kingsbury	1-11	1-10	1-2	2	5	4	0	2	0	0	24	
Carter	0-0	0-0	0-0	3	1	0	0	0	1	1	11	
Bowen	0-0	0-0	0-0	4	3	0	0	3	4	2	14	
Glasper	0-0	0-0	0-0	1	2	0	2	2	0	2	5	
Skillett	0-0	0-0	0-0	1	0	0	2	0	0	2	10	
Millard	2-2	0-0	0-0	4	2	4	0	1	0	0	15	
Team				2								
Totals	24-59	5-25	11-19	37	20	64	14	16	8	11	200	
FG%:	.407		3-PT%:	.200		FT%:	.579					

Score by Periods:				ATTENDANCE: 15,500			
Penn State		31	36	67			
Iowa		34	30	64			

GEORGIA 100, IOWA 93 (1st Round)
March 11, 1998, Carver-Hawkeye Arena, Iowa City, IA

Georgia -- 100												
Name	FG	3-PT	FT	RB	PF	TP	A	TO	BK	S	MN	
Brown	3-4	0-0	5-6	5	3	11	0	2	0	0	18	
Jones	5-14	1-3	3-5	8	2	14	0	2	1	0	30	
Chadwick	4-5	1-1	0-0	6	3	9	1	2	0	0	23	
Smith	6-10	4-6	2-2	7	2	18	5	5	0	1	35	
Harrison	10-17	0-2	2-3	4	0	22	9	2	0	1	39	
Jones	0-0	0-0	0-0	1	1	0	1	1	0	0	6	
Ransom	6-8	0-1	2-4	5	1	14	2	3	1	2	24	
Hall	2-2	0-0	0-0	6	3	4	0	1	0	0	13	
Dukes	2-3	2-3	0-2	2	2	6	0	1	2	0	7	
Dryden	0-0	0-0	0-0	0	1	0	0	0	0	0	1	
Nordin	1-1	0-0	0-0	2	3	2	1	1	0	0	4	
Team				1				1				
Totals	39-64	8-16	14-22	47	21	100	19	21	4	4	200	
FG%:	.609		3-PT%:	.500		FT%:	.636					

Iowa -- 93												
Name	FG	3-PT	FT	RB	PF	TP	A	TO	BK	S	MN	
Davis	9-21	2-4	5-7	8	2	25	1	2	1	3	34	
Galloway	2-7	1-5	0-0	0	1	5	3	1	0	1	19	
Bowen	11-15	0-0	2-6	11	4	24	1	0	2	4	30	
Oliver	3-6	0-0	3-4	2	4	9	4	2	0	3	24	
McCausland	3-9	3-7	0-0	4	1	9	1	1	0	0	28	
Bauer	0-0	0-0	2-2	0	0	2	0	0	0	1	1	
Rucker	0-3	0-0	0-0	0	0	0	0	0	0	0	3	
Luehrsmann	1-6	0-2	1-2	4	3	3	5	3	0	3	27	
Koch	0-1	0-0	6-6	1	0	6	0	1	1	1	10	
Moore	3-5	1-2	1-2	0	1	8	2	0	1	1	19	
Others	1-1	0-0	0-0	0	0	2	0	0	0	0	4	
Team				1								
Totals	33-74	7-20	20-29	31	16	93	17	10	5	17	200	
FG%:	.446		3-PT%:	.350		FT%:	.690					

Score by Periods:				ATTENDANCE: 5,167			
Georgia		52	48	100			
Iowa		50	43	93			

LSU 63, IOWA 61 (1st Round)
March 13, 2002, Carver-Hawkeye Arena, Iowa City, IA

Louisiana State -- 63												
Name	FG	3-PT	FT	RB	PF	TP	A	TO	BK	S	MN	
Dupree	8-18	0-3	3-6	11	4	19	1	2	0	2	35	
Williams	1-5	0-0	8-8	7	2	10	4	1	1	4	36	
Bridgewater	2-6	0-0	0-0	3	5	4	2	0	1	0	35	
Bright	7-13	3-7	1-2	3	3	18	2	3	0	1	38	
Hudson	4-12	1-4	0-0	3	2	9	1	3	0	1	33	
Young	1-1	0-0	1-2	0	0	3	0	0	0	0	5	
Thompson	0-0	0-0	0-0	0	1	0	1	0	0	0	8	
Wilson	0-0	0-0	0-0	0	2	0	0	1	0	1	10	
Team				3				1				
Totals	23-55	4-14	13-18	30	19	63	11	11	2	9	200	
FG%:	.418		3-PT%:	.286		FT%:	.722					

Iowa -- 61												
Name	FG	3-PT	FT	RB	PF	TP	A	TO	BK	S	MN	
Evans	3-5	0-0	4-8	9	3	10	1	1	0	1	33	
Sonderleiter	0-0	0-0	0-0	0	1	0	0	0	1	0	4	
Leslie	2-4	2-2	0-0	3	3	6	3	2	0	0	20	
Pierce	6-8	0-2	1-2	8	3	13	5	2	1	1	35	
Recker	4-16	2-10	2-2	2	2	12	4	3	0	1	40	
Hogan	1-2	1-2	0-0	1	0	3	0	3	0	0	8	
Worley	2-5	0-1	1-2	2	2	5	0	4	1	0	16	
Reiner	1-1	0-0	0-0	2	0	2	1	0	1	0	12	
Boyd	0-2	0-2	1-2	2	0	1	0	2	0	0	9	
Henderson	3-7	0-2	3-3	3	2	9	0	1	1	0	23	
Team				6								
Totals	22-50	5-21	12-19	38	16	61	14	18	5	3	200	
FG%:	.440		3-PT%:	.238		FT%:	.632					

Score by Periods:				ATTENDANCE: 10,511			
Louisiana State		29	34	63			
Iowa		28	33	61			

IOWA 62, VALPARAISO, 60 (Opening Round)
March 13, 2003, Carver-Hawkeye Arena, Iowa City, IA

VALPARAISO -- 60												
Name	FG	3-PT	FT	RB	PF	TP	A	TO	BK	S	MN	
Gomes	4-8	0-3	1-3	4	4	9	4	2	1	2	26	
Grafs	4-9	0-2	1-3	5	5	9	1	0	1	1	28	
Tonagel	2-4	1-2	0-0	2	1	5	1	2	0	1	36	
Nieves	0-3	0-3	0-0	2	0	0	2	0	0	0	22	
Berdiel	6-12	1-2	0-1	3	2	13	3	1	0	2	28	
Ortiz	6-14	1-2	1-2	1	1	14	3	1	0	4	31	
Oppland	1-1	0-0	0-0	0	2	2	0	1	0	0	14	
Nikkila	2-3	0-0	4-4	3	2	8	0	0	2	0	15	
Team				5				2				
Totals	25-54	3-14	7-13	26	17	60	14	9	4	10	200	
FG%:	.463		3PT%:	.214		FT%:	.538					

IOWA -- 62												
Name	FG	3-PT	FT	RB	PF	TP	A	TO	BK	S	MN	
Worley	1-3	0-2	0-0	2	5	2	3	2	2	0	28	
Brunner	2-6	0-0	3-4	4	2	7	1	1	1	1	21	
Reiner	4-8	0-0	3-6	10	3	11	0	2	2	1	26	
Leslie	7-15	1-3	0-0	4	1	15	5	3	0	1	40	
Horner	1-4	0-2	3-5	7	1	5	7	4	0	0	35	
Kimm	0-0	0-0	0-0	0	0	0	0	0	0	0	3	
Boyd	4-5	3-4	0-0	1	0	11	0	0	0	1	28	
Sonderleiter	5-7	0-0	1-1	3	2	11	0	5	1	0	19	
Team				3								
Totals	24-48	4-11	10-16	34	14	62	16	17	6	4	200	
FG%:	.500		3PT%:	.364		FT%:	.625					

Score by Periods:				ATTENDANCE: 2,761			
Valparaiso		29	31	60			
Iowa		32	30	62			



IOWA 54, IOWA STATE 53 (1st Round)

March 21, 2003, Hilton Coliseum, Ames, IA

IOWA - - 54

Name	FG	3-PT	FT	RB	PF	TP	A	TO	BK	S	MN
Leslie	5-8	0-1	1-2	3	0	11	1	4	0	0	39
Horner	2-6	1-2	4-6	2	3	9	1	4	0	1	37
Worley	5-10	0-1	3-4	5	5	13	0	4	2	2	30
Reiner	1-3	0-0	1-1	8	4	3	2	2	1	1	24
Brunner	1-2	0-0	0-0	9	3	2	1	3	2	2	22
Boyd	1-4	1-4	3-4	3	3	6	1	1	0	1	22
Sonderleiter	4-8	0-0	2-5	2	2	10	2	1	0	0	26
Team				3							
Totals	19-41	2-8	14-22	35	20	54	8	19	5	7	200
	FG%:	.463	3PT%:	.250			FT%:	.636			

IOWA STATE - - 53

Name	FG	3-PT	FT	RB	PF	TP	A	TO	BK	S	MN
Sullivan	3-16	2-10	0-2	1	3	8	1	1	0	3	39
Haluska	1-5	1-3	1-2	2	1	4	0	1	0	0	25
Vroman	7-12	0-0	6-11	9	5	20	2	2	3	2	30
Barnes	1-10	1-8	0-0	3	3	3	6	2	0	2	39
Homan	6-9	0-0	2-3	7	3	14	1	1	1	1	36
Varley	0-0	0-0	0-0	2	3	0	0	0	0	0	9
Neal	0-0	0-0	0-0	1	0	0	0	0	0	0	3
Jefferson	1-3	0-1	2-2	3	3	4	0	2	1	0	19
Team				2							
Totals	19-55	4-22	11-20	30	21	53	10	9	5	8	200
	FG%:	.345	3PT%:	.182			FT%:	.550			

Score by Periods:

Iowa	26	28	54
Iowa State	19	34	53

ATTENDANCE: 14,020

GEORGIA TECH 79, IOWA 78 (2nd Round)

March 24, 2003, Carver-Hawkeye Arena, Iowa City, IA

GEORGIA TECH - - 79

Name	FG	3-PT	FT	RB	PF	TP	A	TO	BK	S	MN
Bosh	3-6	1-2	10-13	9	4	17	1	5	1	0	34
Tarver	4-4	0-0	0-0	3	3	8	0	2	1	0	18
Elder	4-13	0-3	0-0	6	1	8	1	3	0	1	31
Jack	2-5	0-2	0-1	1	2	4	9	2	0	2	35
Lewis	3-7	3-6	3-4	4	3	12	1	0	0	1	28
Muhammad	4-8	0-0	3-5	7	2	11	2	0	0	0	21
Schenscher	1-2	0-0	0-0	2	2	2	0	0	0	0	5
Nelson	3-9	0-0	6-7	4	3	12	2	3	0	1	24
McHenry	2-2	1-1	0-0	0	2	5	0	0	0	0	4
Team				2							
Totals	26-56	5-14	22-30	38	22	79	16	15	2	5	200
	FG%:	.464	3PT%:	.357			FT%:	.733			

IOWA - - 78

Name	FG	3-PT	FT	RB	PF	TP	A	TO	BK	S	MN
Worley	0-4	0-1	2-2	5	5	2	1	4	2	3	24
Brunner	2-3	0-1	0-0	5	5	4	2	1	1	0	21
Reiner	3-6	0-0	3-5	4	3	9	0	0	0	0	26
Leslie	6-13	2-4	13-15	0	2	27	3	3	0	2	38
Horner	2-7	2-5	0-0	6	3	6	8	3	0	2	38
Kimm	0-0	0-0	0-0	0	0	0	0	1	0	0	3
Boyd	5-10	2-6	5-5	0	1	17	1	0	0	2	24
Sonderleiter	6-8	0-0	1-4	6	4	13	3	2	1	1	26
Team				2							
Totals	24-51	6-17	24-31	28	23	78	18	14	4	10	200
	FG%:	.471	3PT%:	.353			FT%:	.774			

Score by Periods:

Georgia Tech	44	35	79
Iowa	37	41	78

ATTENDANCE: 9,038

SAINT LOUIS 70, IOWA 69 (1st Round)

March 16, 2004, Family Arena, St. Charles, MO

IOWA - - 69

Name	FG	3-PT	FT	RB	PF	TP	A	TO	BK	S	MN
Pierce	7-13	0-0	2-2	6	4	16	0	5	0	0	28
Worley	4-7	1-1	1-1	9	4	10	1	3	3	1	38
Brunner	4-6	0-0	2-4	6	2	10	3	0	0	0	30
Horner	4-10	1-4	8-9	5	1	17	6	4	0	0	40
Boyd	3-6	0-3	2-2	1	2	8	4	3	0	1	35
Rand	0-0	0-0	0-0	0	0	0	0	0	0	0	3
Spurgeon	2-2	0-0	2-2	3	3	6	1	1	0	0	14
Hansen	1-3	0-0	0-0	4	1	2	0	1	3	0	12
Team				2							
Totals	25-47	2-8	17-20	39	17	69	15	18	6	2	200
	FG%:	.532	3PT%:	.250			FT%:	.850			

SAINT LOUIS - - 70

Name	FG	3-PT	FT	RB	PF	TP	A	TO	BK	S	MN
Sloan	5-12	1-5	5-8	6	2	16	5	0	0	0	39
Vouyoukas	0-2	0-0	0-0	1	1	0	0	0	0	0	10
Fisher	5-11	0-3	0-0	2	2	10	5	3	2	2	38
Bryant	4-12	1-4	1-1	4	1	10	3	2	0	1	30
Hunt	0-1	0-0	0-0	1	1	0	1	0	0	1	25
Clarke	3-5	1-3	1-2	2	2	8	0	1	0	0	12
Drejaj	7-8	4-4	5-6	1	3	23	2	0	0	1	24
Varner	1-6	0-2	1-1	1	1	3	1	0	0	1	11
Ohanon	0-2	0-0	0-0	1	2	0	1	0	0	1	11
Team				3							
Totals	25-59	7-21	13-18	22	15	70	18	6	2	7	200
	FG%:	.424	3PT%:	.333			FT%:	.722			

Score by Periods:

Iowa	35	34	69
Saint Louis	26	44	70

ATTENDANCE: 5,674

IOWA 84, DAYTON 75 (1st Round)

March 13, 2012, Carver-Hawkeye Arena, Iowa City, IA

DAYTON - - 75

Name	FG	3-PT	FT	RB	PF	TP	A	TO	BK	S	MN
Oliver	3-11	0-3	1-2	4	3	7	1	1	0	1	28
Kavanaugh	2-4	0-0	2-2	2	2	6	0	1	0	0	26
Dillard	7-14	4-6	5-6	5	2	23	6	3	0	2	37
Johnson	3-8	0-3	2-2	7	2	8	1	0	0	0	24
Williams	4-7	2-4	2-2	0	2	12	1	0	0	0	32
Asmus	1-1	1-1	0-0	0	0	3	0	0	0	0	0+
Parker	3-10	2-7	1-2	2	1	9	0	2	0	0	25
Vonderhaar	0-0	0-0	0-0	0	0	0	1	0	0	0	0+
Fabrizius	0-6	0-6	1-2	3	1	1	0	0	0	0	12
Gavrilovic	3-5	0-0	0-0	7	1	6	0	1	0	0	14
Hill	0-0	0-0	0-0	0	1	0	0	0	0	0	2
Team				5							
Totals	26-66	9-30	14-18	35	15	75	10	9	0	3	200
	FG%:	.394	3PT%:	.300			FT%:	.778			

IOWA - - 84

Name	FG	3-PT	FT	RB	PF	TP	A	TO	BK	S	MN
McCabe	9-9	1-1	1-2	8	4	20	2	4	0	0	32
White	10-15	1-3	4-4	11	2	25	2	0	0	0	31
Marble	4-8	1-3	0-0	2	2	9	3	2	1	2	29
Gatens	2-9	2-6	1-2	2	3	7	4	1	1	0	37
Cartwright	1-4	0-1	3-4	4	0	5	11	2	1	0	35
Basabe	6-9	0-0	3-3	5	1	15	0	0	2	1	14
Oglesby	1-3	1-2	0-0	2	0	3	1	0	0	0	16
Brommer	0-0	0-0	0-0	0	0	0	0	1	0	0	3
May	0-1	0-0	0-0	0	0	0	0	0	0	0	3
Team											
Totals	33-58	6-16	12-15	34	12	84	23	11	5	3	200
	FG%:	.569	3PT%:	.375			FT%:	.800			

Score by Periods:

Dayton	41	34	75
Iowa	44	40	84

ATTENDANCE: 13,190



OREGON 108, IOWA 97 (2nd Round)

March 18, 2012, Matthew Knight Arena, Eugene, OR

IOWA - - 97

Name	FG	3-PT	FT	RB	PF	TP	A	TO	BK	S	MN
Marble	10-15	7-8	4-4	5	3	31	5	0	0	0	37
McCabe	3-6	1-1	1-2	2	5	8	0	4	0	0	13
White	7-17	1-5	7-8	8	2	22	1	0	0	1	35
Gatens	3-10	1-7	0-0	1	2	7	3	1	0	0	35
Cartwright	6-11	0-0	0-0	2	3	12	10	2	0	4	33
Olaseni	0-1	0-0	0-0	0	0	0	0	0	0	0	3
Basabe	8-13	0-0	1-1	8	5	17	0	0	0	0	18
Oglesby	0-1	0-0	0-0	0	0	0	0	0	0	0	17
Brommer	0-1	0-0	0-0	1	1	0	0	1	0	0	3
May	0-4	0-1	0-0	3	2	0	0	0	0	1	5
Stokes	0-0	0-0	0-0	0	0	0	0	0	0	0	1
Team				6							
Totals	37-79	10-22	13-15	36	23	97	19	8	0	6	200
	FG%:	.468	3PT%:	.455		FT%:		.867			

OREGON - - 108

Name	FG	3-PT	FT	RB	PF	TP	A	TO	BK	S	MN
Jacob	2-2	0-0	0-0	4	0	4	1	0	0	0	9
Singler	9-10	3-4	4-4	6	3	25	4	1	0	0	35
Woods	3-4	0-0	0-0	0	1	6	0	0	3	0	14
Sim	4-10	3-6	4-4	4	2	15	2	1	0	1	30
Joseph	5-10	3-7	2-2	2	2	15	8	2	0	0	39
Ashaolu	7-10	0-0	8-11	6	2	22	4	1	2	0	25
Loyd	1-4	0-2	0-0	1	2	2	5	2	0	1	13
Nared	0-1	0-1	0-0	2	0	0	0	0	2	0	6
Emory	4-8	1-3	10-11	7	4	19	2	3	0	1	29
Team				0							
Totals	35-59	10-23	28-32	32	16	108	26	10	7	3	200
	FG%:	.593	3PT%:	.435		FT%:		.875			

Score by Periods:

Iowa	51	46	97
Oregon	47	61	108

ATTENDANCE: 8,647

IOWA 68, INDIANA STATE, 52 (1st Round)

March 20, 2013, Carver-Hawkeye Arena, Iowa City, IA

INDIANA STATE - - 52

Name	FG	3-PT	FT	RB	PF	TP	A	TO	BK	S	MN
Arop	1-3	0-1	0-0	2	2	2	1	2	0	0	22
Mahurin	2-8	2-7	0-0	1	3	6	1	1	0	0	21
Gant	6-14	0-1	4-4	23	1	16	0	0	0	2	29
Cummings	2-6	0-3	0-0	4	5	4	5	1	0	1	27
Odum	2-6	1-2	0-0	7	2	5	3	6	0	2	30
Kitchell	0-1	0-0	0-0	1	0	0	0	1	0	0	7
Eitel	1-2	1-2	0-0	1	1	3	1	0	0	0	18
Brown	2-3	0-0	2-3	2	1	6	0	2	0	2	17
Smith, R.	0-0	0-0	0-0	0	0	0	0	0	0	0	0+
Burnett	1-4	0-1	4-4	3	1	6	1	1	0	0	15
Smith, K.	2-3	0-0	0-0	1	1	4	0	2	0	0	14
Team				2							
Totals	19-50	4-17	10-11	27	17	52	12	16	0	7	200
	FG%:	.380	3PT%:	.235		FT%:		.909			

IOWA - - 68

Name	FG	3-PT	FT	RB	PF	TP	A	TO	BK	S	MN
Basabe	4-9	0-0	1-2	8	0	9	0	0	1	0	20
White	3-8	0-2	5-7	13	0	11	1	4	0	1	33
Woodbury	2-3	0-0	0-0	3	2	4	0	3	1	0	13
Marble	7-15	2-5	8-10	5	0	24	6	1	0	4	34
Gesell	1-5	0-3	0-0	0	0	2	1	1	0	1	14
Olaseni	1-2	0-0	0-2	3	3	2	0	1	2	0	13
Oglesby	1-3	1-2	0-0	1	0	3	1	0	0	0	24
Clemmons	0-0	0-0	0-0	1	3	0	0	3	0	0	6
Rickert	0-0	0-0	0-0	0	0	0	0	0	0	0	0+
Denning	0-0	0-0	0-0	0	0	0	0	0	0	0	0+
McCabe	2-8	2-5	2-2	3	3	8	1	0	0	0	13
Ingram	0-0	0-0	0-0	0	0	0	0	0	0	0	0+
May	1-4	1-2	2-3	2	2	5	1	0	0	2	30
Stokes	0-0	0-0	0-0	0	0	0	0	0	0	0	0+
Team				3							
Totals	22-57	6-19	18-26	42	13	68	11	13	4	9	200
	FG%:	.386	3PT%:	.316		FT%:		.692			

Score by Periods:

Indiana State	30	22	52
Iowa	31	37	68

ATTENDANCE: 15,400

IOWA 75, STONY BROOK 63 (2nd Round)

March 22, 2013, Carver-Hawkeye Arena, Iowa City, IA

STONY BROOK - - 63

Name	FG	3-PT	FT	RB	PF	TP	A	TO	BK	S	MN
Warney	7-9	0-0	3-4	7	1	17	0	0	0	1	31
Brenton	2-6	0-0	1-4	5	2	5	4	2	0	0	34
King	1-2	1-2	1-2	3	1	4	1	0	0	0	12
Jackson	6-11	2-5	1-1	0	2	15	2	1	0	0	30
Coley	4-11	3-5	1-2	5	3	12	2	4	0	0	32
Bracey	0-0	0-0	0-0	1	1	0	0	1	0	0	3
Puriefoy	1-4	0-1	2-4	2	2	4	0	1	0	0	11
Rouse	1-3	0-2	0-0	0	3	2	0	2	0	0	14
Hayes	0-1	0-1	0-0	0	1	0	0	0	0	0	2
McAllister	2-4	0-0	0-0	3	3	4	0	0	1	0	22
Mayo	0-0	0-0	0-0	1	1	0	0	0	0	0	9
Team				3							
Totals	24-51	6-16	9-17	30	20	63	9	11	1	1	200
	FG%:	.471	3PT%:	.375		FT%:		.529			

IOWA - - 75

Name	FG	3-PT	FT	RB	PF	TP	A	TO	BK	S	MN
Basabe	4-5	0-0	0-0	6	1	8	2	1	1	0	19
May	1-5	1-1	1-2	4	4	4	4	0	0	0	30
White	4-10	1-4	4-4	7	2	13	2	2	2	0	33
Woodbury	0-1	0-0	0-0	5	4	0	2	1	2	1	17
Marble	9-18	2-6	8-11	2	0	28	5	1	0	2	35
Gesell	2-6	1-3	0-0	0	1	5	3	0	0	1	19
Olaseni	2-3	0-0	1-2	6	1	5	1	0	0	0	20
Oglesby	1-2	1-2	0-0	0	1	3	0	0	0	0	12
Clemmons	0-0	0-0	1-2	0	1	1	0	0	0	0	5
McCabe	3-5	2-3	0-0	3	3	8	1	3	0	1	10
Team				1							
Totals	26-55	8-19	15-21	34	18	75	20	8	5	5	200
	FG%:	.386	3PT%:	.316		FT%:		.692			

Score by Periods:

Stony Brook	34	29	63
Iowa	37	38	75

ATTENDANCE: 15,400

IOWA 75, VIRGINIA 64 (Quarterfinals)

March 27, 2013, John Paul Jones Arena, Charlottesville, VA

IOWA - - 75

Name	FG	3-PT	FT	RB	PF	TP	A	TO	BK	S	MN
Basabe	0-3	0-0	0-0	2	1	0	1	0	1	0	16
May	3-6	2-2	0-0	2	3	8	1	0	0	0	33
White	1-6	0-3	4-4	5	1	6	0	2	0	1	30
Woodbury	5-7	0-0	0-0	8	4	10	2	2	0	0	26
Marble	8-16	1-5	7-7	3	1	24	5	2	1	3	36
Olaseni	0-1	0-0	0-0	1	1	0	0	1	0	0	7
Oglesby	1-1	1-1	0-0	0	1	3	0	1	0	1	10
Clemmons	1-2	1-2	4-4	4	1	7	2	2	1	0	19
Gesell	3-5	1-2	0-0	1	0	7	1	1	0	2	8
McCabe	4-6	2-2	0-0	3	4	10	2	4	0	1	15
Team				5							
Totals	26-53	8-17	15-15	34	17	75	14	15	3	8	200
	FG%:	.491	3PT%:	.471		FT%:		1.000			

Virginia - - 64

Name	FG	3-PT	FT	RB	PF	TP	A	TO	BK	S	MN
Mitchell	2-6	0-0	5-6	7	1	9	2	2	0	2	30
Evans	0-2	0-0	0-0	1	4	0	4	1	0	2	30
Jespersion	1-2	1-2	0-0	1	2	3	0	1	0	0	18
Harris	4-11	2-5	1-2	0	3	11	1	4	0	0	34
Anderson	6-14	5-8	7-8	6	2	24	2	4	5	3	35
Browman	0-0	0-0	0-0	0	1	0	0	0	0	0	2
Barnette	0-1	0-1	0-0	0	0	0	1	1	0	0	7
Jones	1-3	0-1	0-0	0	2	2	0	1	0	0	9
Tobey	5-10	0-0	5-6	6	0	15	1	1	3	1	22
Nolte	0-1	0-1	0-0	2	0	0	0	0	0	0	11
Atkins	0-0	0-0	0-0	0	0	0	0	1	0	0	2
Team				3							
Totals	19-50	8-18	18-22	26	15	64	11	16	8	8	200
	FG%:	.380	3PT%:	.444		FT%:		.818			

Score by Periods:

Iowa	31	44	75
Virginia	28	36	64

ATTENDANCE: 11,141



IOWA 71, MARYLAND 60 (Semifinals)

April 2, 2013, Madison Square Garden, New York, NY

IOWA -- 71

Name	FG	3-PT	FT	RB	PF	TP	A	TO	BK	S	MN
Basabe	2-7	0-0	0-0	3	3	4	1	1	0	1	15
White	1-3	0-0	8-10	8	2	10	1	2	2	1	31
Woodbury	3-8	0-0	3-4	3	3	9	0	0	2	0	29
Marble	8-16	2-5	3-4	9	1	21	3	3	1	1	33
May	3-7	1-2	5-6	4	1	12	5	0	0	3	36
Olaseni	1-1	0-0	0-0	0	3	2	0	0	0	0	6
Oglesby	0-2	0-2	0-0	0	0	0	1	0	0	1	7
Clemmons	1-3	0-0	0-0	0	0	2	2	0	0	0	17
Gesell	2-5	0-1	0-0	1	1	4	1	0	0	0	11
McCabe	3-5	1-2	0-0	2	3	7	3	0	0	0	15
Team				6							
Totals	24-57	4-12	19-24	36	17	71	17	8	5	7	200
	FG%:	.421	3PT%:	.333		FT%:	.792				

Maryland -- 60

Name	FG	3-PT	FT	RB	PF	TP	A	TO	BK	S	MN
Mitchell	3-7	0-0	0-0	4	0	6	3	3	0	0	18
Wells	4-11	0-2	1-2	4	5	9	3	1	0	0	27
Len	6-10	0-0	4-6	9	1	16	1	0	6	0	31
Howard	0-2	0-1	2-2	2	4	2	4	4	0	2	31
Faust	5-14	2-5	2-6	3	2	14	1	2	1	0	29
Aronhalt	3-8	3-6	0-0	3	0	9	0	2	0	0	25
Layman	2-5	0-1	0-0	7	4	4	0	4	2	1	27
Padgett	0-0	0-0	0-0	0	0	0	0	0	0	0	3
Cleare	0-0	0-0	0-0	1	2	0	0	0	1	0	9
Team				6							
Totals	23-57	5-15	9-16	39	18	60	12	17	10	3	200
	FG%:	.404	3PT%:	.333		FT%:	.563				

Score by Periods:

Iowa	38	33	71
Maryland	33	27	60

ATTENDANCE: 10,009

BAYLOR 74, IOWA 54 (Final)

April 4, 2013, Madison Square Garden, New York, NY

IOWA -- 54

Name	FG	3-PT	FT	RB	PF	TP	A	TO	BK	S	MN
Basabe	0-5	0-0	1-2	6	2	1	0	0	0	0	13
White	4-13	0-2	4-4	6	0	12	1	2	0	2	34
Woodbury	0-4	0-0	2-4	6	2	2	0	1	0	1	16
Marble	3-12	0-4	0-0	1	2	6	4	4	0	2	27
May	3-9	1-4	1-2	1	5	8	0	0	0	0	26
Olaseni	1-4	0-0	0-0	2	2	2	0	0	0	0	18
Oglesby	1-4	1-4	0-0	1	0	3	1	0	0	0	14
Clemmons	2-2	2-2	1-2	3	1	7	1	2	0	0	17
Gesell	4-6	1-3	4-4	2	3	13	0	1	0	0	17
Rickert	0-0	0-0	0-0	1	0	0	0	0	0	0	1
Denning	0-0	0-0	0-0	0	0	0	1	0	0	0	1
McCabe	0-8	0-5	0-0	7	3	0	3	1	0	0	14
Ingram	0-0	0-0	0-0	0	0	0	0	0	0	0	1
Stokes	0-2	0-0	0-0	0	0	0	0	0	0	0	1
Team				3							
Totals	18-69	5-24	13-18	39	20	54	11	11	0	5	200
	FG%:	.491	3PT%:	.471		FT%:	1.000				

Baylor -- 74

Name	FG	3-PT	FT	RB	PF	TP	A	TO	BK	S	MN
Walton	2-5	0-1	1-2	1	3	5	5	2	0	6	31
Jefferson	8-11	0-0	7-8	7	3	23	0	0	1	1	25
Austin	6-7	0-1	3-5	9	1	15	4	3	5	2	34
Heslip	1-4	1-4	1-2	4	2	4	0	0	0	0	24
Jackson	4-11	3-6	6-6	5	4	17	10	3	0	0	37
Rose	0-0	0-0	0-0	0	0	0	0	0	0	0	2
Gathers	3-3	0-0	0-0	4	3	6	0	2	1	0	14
Franklin	2-4	0-2	0-0	1	0	4	0	0	0	0	23
Bello	0-1	0-0	0-0	0	0	0	0	0	0	0	5
Neubart	0-1	0-1	0-0	0	0	0	0	0	0	0	1
Prince	0-1	0-0	0-0	1	1	0	0	0	0	0	3
Team				6				1			
Totals	26-48	4-15	18-23	38	17	74	19	11	7	9	200
	FG%:	.542	3PT%:	.267		FT%:	.783				

Score by Periods:

Iowa	22	32	54
Baylor	27	47	74

ATTENDANCE: 5,301

IOWA 87, SOUTH DAKOTA 75 (1st Round)

March 15, 2017, Iowa City, IA

South Dakota -- 75

Name	FG	3-PT	FT	RB	PF	TP	A	TO	BK	S	MN
Burch-Manning	4-7	0-0	0-2	6	4	8	0	2	1	1	29
Flack	6-11	0-1	4-5	5	3	16	1	3	2	2	31
Dickerson	3-8	1-3	3-4	3	3	10	2	3	0	0	21
Hurst	1-3	0-1	5-6	7	3	7	3	1	0	2	33
Mooney	8-19	5-10	2-2	5	1	23	5	1	0	3	33
Simpson	1-3	1-1	1-2	0	3	4	2	0	0	1	22
Armstrong	0-2	0-1	0-0	0	0	0	0	0	0	0	4
Peterson	1-3	0-0	3-4	3	1	5	1	2	0	2	13
Hagedorn	1-3	0-0	0-0	1	1	2	1	0	0	0	14
Power	0-0	0-0	0-0	0	0	0	0	0	0	0	0+
Team				0							
Totals	25-59	7-17	18-25	30	19	75	15	12	3	11	200
	FG%:	.424	3PT%:	.412		FT%:	.720				

Iowa -- 87

Name	FG	3-PT	FT	RB	PF	TP	A	TO	BK	S	MN
Wagner	3-3	0-0	0-0	7	3	6	0	2	0	1	19
Cook	8-8	0-0	2-5	8	2	18	3	2	1	0	29
Bohannon	7-12	3-4	2-2	2	2	19	11	1	0	1	37
Moss	6-12	4-9	0-1	4	0	16	1	0	2	1	27
Jok	7-14	3-6	3-4	6	4	20	1	2	0	1	27
Williams	0-1	0-0	0-0	0	0	0	1	1	0	0	8
Kriener	1-1	0-0	0-0	0	0	2	0	0	0	0	4
Ellingson	0-4	0-2	0-0	2	0	0	0	2	0	0	10
Uhl	0-2	0-1	0-0	1	1	0	2	0	0	0	10
Pemsl	2-3	0-0	0-3	4	3	4	2	3	0	4	16
Baer	1-2	0-1	0-0	1	3	2	0	1	1	0	13
Team				2				2			
Totals	35-62	10-23	7-15	37	18	87	21	16	4	8	200
	FG%:	.565	3PT%:	.435		FT%:	.467				

Score by Periods:

South Dakota	38	37	75
Iowa	42	45	87

ATTENDANCE: 12,864

TCU 94, IOWA 92 -- OT (2nd Round)

March 19, 2017, Carver-Hawkeye Arena, Iowa City, IA

TCU -- 94

Name	FG	3-PT	FT	RB	PF	TP	A	TO	BK	S	MN
Brodziansky	9-12	0-0	1-1	4	3	19	2	0	1	0	28
Miller	3-8	1-4	0-0	4	2	7	0	1	0	1	24
Bane	3-9	1-3	6-7	2	3	13	4	1	0	0	37
Robinson	7-16	1-3	4-4	3	3	19	11	5	0	3	44
Williams, K.	6-11	2-5	1-2	10	2	15	6	1	1	4	39
Williams, M.	1-4	1-3	0-0	1	1	3	1	0	0	0	10
Parrish	5-7	4-6	0-2	1	4	14	1	0	0	3	26
Shepard	0-0	0-0	0-0	0	2	0	0	1	0	0	1
Washburn	2-4	0-0	0-2	4	1	4	1	0	0	2	16
Team				3							
Totals	36-71	10-24	12-18	32	21	94	26	9	2	13	200
	FG%:	.507	3PT%:	.417		FT%:	.667				

Iowa -- 92

Name	FG	3-PT	FT	RB	PF	TP	A	TO	BK	S	MN
Wagner	2-4	0-0	2-6	4	2	6	3	1	0	1	19
Cook	7-7	0-0	2-5	5	2	16	0	7	0	0	28
Bohannon	8-15	7-12	2-3	2	3	25	13	3	0	0	42
Moss	0-1	0-1	0-0	1	0	0	0	0	0	0	10
Jok	8-18	5-10	1-2	3	3	22	5	3	0	0	41
Williams	0-1	0-0	0-0	0	1	0	0	1	0	0	3
Kriener	1-2	0-0	0-1	3	2	2	1	0	0	0	15
Ellingson	0-1	0-1	0-0	0	1	0	0	0	0	0	2
Uhl	1-1	0-0	0-0	1	0	2	2	1	0	0	15
Pemsl	2-5	0-0	0-0	7	3	4	2	1	1	0	16
Baer	5-8	4-6	1-2	10	4	15	0	0	3	2	34
Team				3							
Totals	34-63	16-30	8-19	39	21	92	26	17	4	3	200
	FG%:	.540	3PT%:	.533		FT%:	.421				

Score by Periods:

TCU	44	40	10	94
Iowa	40	44	8	92

ATTENDANCE: 15,400



YEAR	COACH	OVERALL GAMES					BIG TEN GAMES				
		W-L	HOME	AWAY	IOWA AVG.	OPP. AVG.	W-L	RANK	IOWA AVG.	OPP. AVG.	POSTSEASON
1902	Ed Rule	10-2	3-0	7-2	32.3	21.1	did not compete				
1903	Fred Bailey	4-3	3-1	1-2	22.6	11.9	did not compete				
1904	Ed Rule	6-2	2-1	4-1	23.4	25.0	did not compete				
1905	John Chalmers	6-8	3-1	3-7	24.9	27.9	did not compete				
1906	Ed Rule	11-5	6-1	5-4	36.5	21.0	did not compete				
1907	John Griffith	5-5	3-1	2-4	32.9	26.5	did not compete				
1908	Ed Rule	10-6	6-3	4-3	33.3	26.9	did not compete				
1909	John Griffith	8-7	4-1	4-6	27.1	18.2	1-5	8th	16.2	22.2	
1910	John Griffith	11-3	6-1	5-2	24.4	13.8	2-2	T-5th	20.0	14.8	
1911	Walter Stewart	9-4	4-1	5-3	22.8	18.6	2-2	T-5th	16.5	25.3	
1912	Walter Stewart	6-8	4-3	2-5	17.6	19.7	0-4	T-7th	11.0	33.3	
1913	Floyd Thomas	9-13	5-3	4-10	15.9	20.7	1-5	8th	10.3	24.3	
1914	Maury Kent	9-7	5-3	4-4	21.4	23.4	1-5	8th	16.8	31.5	
1915	Maury Kent	9-8	5-4	4-4	23.6	19.7	2-6	7th	16.8	21.8	
1916	Maury Kent	11-4	6-2	5-2	24.6	18.9	2-4	7th	18.0	25.7	
1917	Maury Kent	7-9	6-3	1-6	18.9	19.4	1-8	9th	15.4	22.6	
1918	Maury Kent	6-8	4-4	2-4	21.8	28.1	4-6	9th	22.6	30.1	
1919	Edwin Bannick	8-7	5-3	3-4	22.5	22.9	4-7	T-7th	20.7	25.3	
1920	James Ashmore	9-10	6-6	3-4	23.8	22.8	6-6	6th	22.7	23.8	
1921	James Ashmore	9-9	6-2	3-7	23.0	19.4	6-5	T-6th	20.2	19.7	
1922	James Ashmore	11-7	6-3	5-4	25.6	20.5	5-6	5th	23.9	23.0	
1923	Sam Barry	13-2	8-1	5-1	27.9	18.5	11-1	T-1st	27.8	18.8	
1924	Sam Barry	7-10	5-5	2-5	23.4	26.2	4-8	9th	24.3	28.3	
1925	Sam Barry	6-10	4-5	2-5	24.6	24.0	5-7	7th	24.6	22.9	
1926	Sam Barry	12-5	9-0	3-5	22.5	21.1	8-4	T-1st	20.8	21.4	
1927	Sam Barry	9-8	6-4	3-4	28.3	26.4	7-5	T-4th	28.3	26.8	
1928	Sam Barry	6-11	4-6	2-5	29.9	33.8	3-9	T-7th	29.8	36.9	
1929	Sam Barry	9-8	7-2	2-6	29.1	28.2	5-7	7th	27.6	29.8	
1930	Rollie Williams	4-13	3-7	1-6	29.1	30.1	did not compete				
1931	Rollie Williams	5-12	3-6	2-6	19.6	27.3	2-10	10th	19.3	30.2	
1932	Rollie Williams	5-12	2-7	3-5	27.0	29.5	3-9	9th	28.2	30.2	
1933	Rollie Williams	15-5	9-2	6-3	33.5	26.8	8-4	T-3rd	30.3	29.9	
1934	Rollie Williams	13-6	10-1	3-5	35.8	28.4	6-6	T-5th	33.1	31.9	
1935	Rollie Williams	10-9	6-4	4-5	35.6	32.8	6-6	6th	34.3	33.2	
1936	Rollie Williams	9-10	6-4	3-6	31.1	31.6	5-7	T-6th	29.4	32.1	
1937	Rollie Williams	11-9	7-4	4-5	34.5	33.9	3-9	T-8th	31.3	36.9	
1938	Rollie Williams	11-9	5-4	6-5	35.3	35.3	6-6	T-5th	34.8	34.3	
1939	Rollie Williams	8-11	7-4	1-7	35.5	36.5	3-9	10th	34.8	38.3	
1940	Rollie Williams	9-12	7-3	2-9	35.9	37.5	4-8	8th	37.3	40.7	
1941	Rollie Williams	12-8	8-3	4-5	44.3	39.3	4-8	8th	43.3	44.8	
1942	Rollie Williams	12-8	8-3	4-5	47.1	43.1	10-5	T-2nd	48.1	43.2	
1943	Pops Harrison	7-10	6-4	1-6	47.5	50.2	3-9	9th	44.6	52.5	
1944	Pops Harrison	14-4	10-1	4-3	52.8	40.3	9-3	T-2nd	50.3	42.8	
1945	Pops Harrison	17-1	11-0	6-1	57.2	39.2	11-1	1st	49.3	40.4	
1946	Pops Harrison	14-4	11-1	3-3	57.4	41.6	8-4	T-3rd	50.5	45.8	
1947	Pops Harrison	12-7	12-1	0-6	56.8	47.5	5-7	T-6th	54.3	52.3	
1948	Pops Harrison	15-4	12-0	3-4	56.9	47.5	8-4	2nd	53.6	51.0	
1949	Pops Harrison	10-10	10-3	0-7	55.1	54.9	3-9	8th	50.8	62.8	
1950	Pops Harrison	9-2	6-0	3-2	68.7	56.6	1-1		56.0	60.0	
	Bucky O'Connor	6-5	4-2	2-3	59.5	59.7	5-5	5th	58.4	61.1	
1951	Rollie Williams	15-7	8-2	7-5	65.0	59.5	9-5	3rd	65.4	58.5	
1952	Bucky O'Connor	19-3	10-1	9-2	69.7	61.7	11-3	2nd	72.4	64.4	
1953	Bucky O'Connor	12-10	9-2	3-8	69.8	68.3	9-9	6th	69.8	70.6	
1954	Bucky O'Connor	17-5	10-2	7-3	70.9	64.3	11-3	2nd	73.1	65.9	
1955	Bucky O'Connor	19-7	10-1	9-6	79.7	71.7	11-3	1st	81.6	74.8	NCAA Final Four
1956	Bucky O'Connor	20-6	12-1	8-5	77.7	69.9	13-1	1st	80.9	69.9	NCAA Final Four
1957	Bucky O'Connor	8-14	6-4	2-10	69.6	72.8	4-10	8th	70.8	73.9	
1958	Bucky O'Connor	13-9	8-3	5-6	73.7	73.1	7-7	6th	74.3	75.3	
1959	Sharm Scheuerman	10-12	7-3	3-9	75.7	76.6	7-7	T-5th	81.3	80.3	
1960	Sharm Scheuerman	14-10	8-3	6-7	73.0	71.0	6-8	T-6th	69.4	72.4	
1961	Sharm Scheuerman	18-6	9-3	9-3	70.9	64.7	10-4	T-2nd	66.4	61.4	
1962	Sharm Scheuerman	13-11	9-3	4-8	70.3	67.5	7-7	T-4th	70.8	71.55-6	3-9



YEAR	COACH	OVERALL GAMES					BIG TEN GAMES				
		W-L	HOME	AWAY	IOWA AVG.	OPP. AVG.	W-L	RANK	IOWA AVG.	OPP. AVG.	POSTSEASON
1963	Sharm Scheuerman	9-15	4-5	5-10	65.7	70.3	5-9	8th	68.6	73.6	
1964	Sharm Scheuerman	8-15	5-6	3-9	73.8	80.8	3-11	9th	73.7	85.1	
1965	Ralph Miller	14-10	8-3	6-7	83.8	78.1	8-6	5th	82.9	78.6	
1966	Ralph Miller	17-7	12-0	5-7	82.5	74.6	8-6	T-3rd	80.8	79.8	
1967	Ralph Miller	16-8	9-2	7-6	81.5	76.9	9-5	3rd	84.0	79.6	
1968	Ralph Miller	16-9	10-2	6-7	75.2	71.9	10-4	T-1st	76.6	71.6	
1969	Ralph Miller	12-12	10-2	2-10	84.4	79.9	5-9	T-8th	79.5	82.1	
1970	Ralph Miller	20-5	11-1	9-4	98.7	87.0	14-0	1st	102.9	90.3	NCAA Sweet 16
1971	Dick Schultz	9-15	6-6	3-9	81.1	82.8	4-10	T-7th	82.9	88.2	
1972	Dick Schultz	11-13	9-3	2-10	80.0	80.7	5-9	T-8th	80.3	79.7	
1973	Dick Schultz	13-11	8-5	5-6	77.5	72.1	6-8	T-6th	77.7	77.0	
1974	Dick Schultz	8-16	7-5	1-11	73.1	81.2	5-9	7th	74.1	81.7	
1975	Lute Olson	10-16	7-5	3-11	73.0	80.6	7-11	7th	70.6	77.8	
1976	Lute Olson	19-10	10-4	9-6	82.4	79.5	9-9	5th	80.7	81.8	
1977	Lute Olson	20-7	12-2	8-5	80.4	75.3	12-6	4th	77.4	77.3	
1978	Lute Olson	12-15	8-5	4-10	74.3	73.4	5-13	8th	69.1	72.9	
1979	Lute Olson	20-8	11-3	9-5	77.4	66.5	13-5	T-1st	72.9	64.2	NCAA 2nd Round
1980	Lute Olson	23-10	11-2	12-8	73.0	65.6	10-8	4th	67.9	66.6	NCAA Final Four
1981	Lute Olson	21-7	12-2	9-5	74.8	64.4	13-5	2nd	70.2	64.8	NCAA 2nd Round
1982	Lute Olson	21-8	12-1	9-7	65.4	58.2	12-6	T-2nd	62.4	56.7	NCAA 2nd Round
1983	Lute Olson	22-9	11-3	11-6	69.7	62.5	11-7	T-2nd	67.1	62.6	NCAA Sweet 16
1984	George Raveling	13-15	8-6	5-9	58.9	57.3	6-12	T-7th	54.9	56.8	
1985	George Raveling	21-11	16-3	5-8	70.2	58.8	10-8	5th	66.9	61.8	NCAA 1st Round
1986	George Raveling	20-12	11-2	9-10	73.6	65.7	10-8	6th	72.7	65.9	NCAA 1st Round
1987	Tom Davis	30-5	13-2	17-3	87.3	74.4	14-4	3rd	83.4	72.8	NCAA Elite Eight
1988	Tom Davis	24-10	14-2	10-8	93.6	81.4	12-6	T-3rd	91.2	82.1	NCAA Sweet 16
1989	Tom Davis	23-10	15-2	8-8	89.6	81.2	10-8	4th	86.6	84.4	NCAA 2nd Round
1990	Tom Davis	12-16	11-5	1-11	75.4	80.1	4-14	T-8th	75.6	87.1	
1991	Tom Davis	21-11	13-4	8-7	76.8	72.1	9-9	T-5th	73.2	72.9	NCAA 2nd Round
1992	Tom Davis	19-11	13-2	6-9	81.1	72.0	10-8	5th	73.9	71.9	NCAA 2nd Round
1993	Tom Davis	23-9	15-1	8-8	78.3	65.4	11-7	T-3rd	73.7	69.6	NCAA 2nd Round
1994	Tom Davis	11-16	9-6	2-10	83.5	81.7	5-13	T-10th	80.6	84.5	
1995	Tom Davis	21-12	13-5	8-7	83.6	74.6	9-9	T-7th	81.3	77.3	
1996	Tom Davis	24-8	14-1	10-7	79.6	67.9	12-6	T-2nd	74.1	67.6	NCAA 2nd Round
1997	Tom Davis	23-9	14-2	9-7	72.3	63.7	12-6	T-2nd	69.7	62.2	NCAA 2nd Round
1998	Tom Davis	20-11	11-5	9-6	80.2	67.5	9-7	T-5th	74.4	69.8	
1999	Tom Davis	20-10	11-4	9-6	73.9	70.0	9-7	T-3rd	71.9	71.1	NCAA Sweet 16
2000	Steve Alford	14-16	9-4	5-12	68.8	71.6	6-10	T-7th	65.1	71.1	
2001	Steve Alford	23-12	12-4	11-8	74.1	70.5	7-9	T-6th	71.7	73.6	NCAA 2nd Round
2002	Steve Alford	19-16	13-4	6-12	72.6	68.1	5-11	T-8th	67.4	70.9	
2003	Steve Alford	17-14	11-7	6-7	69.1	66.5	7-9	T-8th	69.1	71.0	
2004	Steve Alford	16-13	11-3	5-10	71.4	68.9	9-7	4th	71.0	69.6	
2005	Steve Alford	21-12	13-3	8-9	72.9	67.3	7-9	7th	68.2	67.2	NCAA 1st Round
2006	Steve Alford	25-9	17-0	8-9	66.3	58.9	11-5	T-2nd	66.6	62.6	NCAA 1st Round
2007	Steve Alford	17-14	14-2	3-12	68.4	65.6	9-7	T-4th	67.0	66.9	
2008	Todd Lickliter	13-19	10-8	3-11	56.1	58.0	6-12	8th	55.4	60.2	
2009	Todd Lickliter	15-17	13-4	2-13	60.2	59.6	5-13	10th	57.9	62.5	
2010	Todd Lickliter	10-22	9-9	1-13	60.5	66.0	4-14	T-9th	57.9	66.9	
2011	Fran McCaffery	11-20	8-8	3-12	67.2	68.1	4-14	10th	65.2	72.8	
2012	Fran McCaffery	18-17	14-6	4-11	73.0	72.5	8-10	T-7th	67.8	71.6	
2013	Fran McCaffery	25-13	18-2	7-11	70.1	62.8	9-9	6th	66.3	64.6	
2014	Fran McCaffery	20-13	13-4	7-9	81.5	70.3	9-9	6th	78.3	73.6	NCAA First Four
2015	Fran McCaffery	22-12	14-4	8-8	69.8	62.3	12-6	T-3rd	69.1	63.8	NCAA 2nd Round
2016	Fran McCaffery	22-11	13-2	9-9	77.6	69.3	12-6	T-3rd	75.8	69.3	NCAA 2nd Round
2017	Fran McCaffery	19-15	15-5	4-10	80.5	78.1	10-8	T-5th	77.0	77.9	
2018	Fran McCaffery	14-19	9-6	5-13	79.7	78.7	4-14	T-11th	76.1	83.1	
2019	Fran McCaffery	23-12	14-4	9-8	78.3	73.9	10-10	6th	75.1	76.7	NCAA 2nd Round
2020	Fran McCaffery	20-11	14-2	6-9	77.7	72.3	11-9	T-5th	76.2	75.0	NCAA Canceled
2021	Fran McCaffery	22-9	14-2	8-7	83.7	72.7	14-6	3rd	80.3	71.9	NCAA 2nd Round
2022	Fran McCaffery	26-10	15-3	11-7	83.2	71.2	12-8	T-4th	79.6	72.7	NCAA 1st Round
2023	Fran McCaffery	19-14	14-3	5-11	80.1	74.7	11-9	T-5th	78.4	76.8	NCAA 1st Round
Totals		1,739-1,202	1,111-380	628-822				826-821			



RANKED ACCORDING TO TOTAL VICTORIES

NAME	YEARS	OVERALL		BIG TEN	
		W-L	PCT.	W-L	PCT.
Tom Davis	1986-99	271-138	.663	126-104	.548
Fran McCaffery	2010-	261-176	.597	126-118	.516
Lute Olson	1975-83	168-90	.651	92-70	.568
Steve Alford	1999-07	152-106	.589	61-67	.477
Rollie Williams	1930-42, 51	139-131	.515	69-92	.429
Bucky O'Connor*	1950, 52-58	114-59	.659	71-41	.634
Pops Harrison*	1943-50	98-42	.700	48-38	.558
Ralph Miller	1965-70	95-51	.651	54-30	.643
Sharm Scheuerman	1959-64	72-69	.511	38-46	.452
Sam Barry	1923-29	62-54	.534	43-41	.512
George Raveling	1984-86	54-38	.587	26-28	.481
Maury Kent	1914-18	42-36	.538	10-29	.256
Dick Schultz	1971-74	41-55	.427	20-36	.357
Todd Lickliter	2007-10	38-58	.396	15-39	.278
Ed Rule	1902, 04, 06, 08	37-15	.712	0-0	.000
James Ashmore	1920-22	29-26	.527	17-17	.500
John Griffith	1907, 09-10	24-15	.615	3-7	.300
Walter Stewart	1911-12	15-12	.556	2-6	.250
Floyd Thomas	1913	9-13	.409	1-5	.167
Edwin Bannick	1919	8-7	.533	4-7	.364
John Chalmers	1905	6-8	.429	0-0	.000
Fred Bailey	1903	4-3	.571	0-0	.000
TOTALS		1,739-1,202	.591	826-821	.502

RANKED ACCORDING TO OVERALL GAME WINNING PERCENTAGE

NAME	YEARS	OVERALL		BIG TEN	
		W-L	PCT.	W-L	PCT.
Ed Rule	1902, 04, 06, 08	37-15	.712	0-0	.000
Pops Harrison*	1943-50	98-42	.700	48-38	.558
Tom Davis	1986-99	271-138	.663	126-104	.548
Bucky O'Connor*	1950, 52-58	114-59	.659	71-41	.634
Lute Olson	1975-83	168-90	.651	92-70	.568
Ralph Miller	1965-70	95-51	.651	54-30	.643
John Griffith	1907, 09-10	24-15	.615	3-7	.300
Fran McCaffery	2010-	261-176	.597	126-118	.516
Steve Alford	1999-07	152-106	.589	61-67	.477
George Raveling	1984-86	54-38	.587	26-28	.481
Fred Bailey	1903	4-3	.571	0-0	.000
Walter Stewart	1911-12	15-12	.556	2-6	.250
Maury Kent	1914-18	42-36	.538	10-29	.256
Sam Barry	1923-29	62-54	.534	43-41	.512
Edwin Bannick	1919	8-7	.533	4-7	.364
James Ashmore	1920-22	29-26	.527	17-17	.500
Rollie Williams	1930-42, 51	139-131	.515	69-92	.429
Sharm Scheuerman	1959-64	72-69	.511	38-46	.452
John Chalmers	1905	6-8	.429	0-0	.000
Dick Schultz	1971-74	41-55	.427	20-36	.357
Floyd Thomas	1913	9-13	.409	1-5	.167
Todd Lickliter	2007-10	38-58	.396	15-39	.278
TOTALS		1,739-1,202	.591	826-821	.502

*Both Pops Harrison and Bucky O'Connor coached 11 games in 1949-50

**Coach Ed Rule****1901-02 (10-2)**

11/6	Grinnell	W, 34-19
12/14	Upper Iowa	W, 42-13
1/15	at Upper Iowa	W, 27-26
1/16	at Dubuque YMCA	W, 36-27
1/17	at Augustana (IL)	W, 22-21
1/24	at West College	W, 24-7
2/1	at Wilton	W, 66-4
2/5	Kansas	W, 40-27
2/14	at D. M. YMCA	W, 42-17
2/15	at Grinnell	W, 25-21
3/1	at Minnesota	L, 10-47
3/3	at Minnesota A.C.	L, 20-24

Coach Fred Bailey**1902-03 (4-3)**

1/24	Wilton	W, 68-7
1/29	at Des Moines College	W, N/A
1/30	at Des Moines YMCA	L, 21-24
2/2	at Grinnell	L, 5-6
2/14	Grinnell	L, 13-15
N/A	West College	W, 24-14
N/A	Highland Park	W, 27-17

Coach Ed Rule**1903-04 (6-2)**

12/4	Grinnell	W, 39-35
1/7	at Augustana (IL)	W, 20-12
1/14	at Grinnell	W, 21-20
1/15	at Des Moines YMCA	W, 23-16
1/17	at Highland Park	W, 28-19
1/30	Augustana (IL)	L, 21-44
N/A	at Grinnell	L, 12-35
2/19	Grinnell	W, 23-19

Coach John Chalmers**1904-05 (6-8)**

1/11	at Minnesota A.C.	W, 24-18
1/12	at Minnesota	L, 17-48
1/21	at Augustana (IL)	L, 20-41
1/26	at Highland Park	W, 23-22
1/27	at Des Moines YMCA	W, 24-22
1/28	at Grinnell	L, 22-32
2/4	Augustana (IL)	W, 28-24
2/18	Des Moines YMCA	L, 25-33
2/23	Grinnell	W, 24-17
2/28	at Iowa Natl. Guard	L, 26-46
3/4	Coe	W, 50-9
3/6	at Grinnell	L, 26-34
3/10	at Chicago	L, 16-20
3/11	at Northwestern	L, 23-24

Coach Ed Rule**1905-06 (11-5)**

N/A	Augustana (IL)	W, 25-11
N/A	Lewis Institute	L, 25-31
N/A	at Coe	W, 65-20
N/A	Grinnell	W, 26-13
1/13	UNI	W, 51-9
1/26	at Iowa Natl. Guard	W, 42-26
2/1	at Central YMCA	L, 24-35
2/2	at Chicago	L, 20-27
2/14	Kansas	W, 29-19
2/16	at UNI	W, 70-25
2/17	at Coe	W, 43-13
2/22	at Grinnell	L, 19-20
2/23	at Des Moines YMCA	L, 27-33
3/2	at Augustana (IL)	W, 28-25
3/3	Coe	W, 70-12
3/9	Grinnell	W, 20-17

Coach John Griffith**1906-07 (5-5)**

12/13	UNI	W, 73-16
1/12	Coe	W, 49-35
1/18	at Des Moines YMCA	L, 26-32
1/19	at Highland Park	W, 32-17
1/21	at Nebraska	L, 17-27
1/23	at Kansas City A.C.	L, 28-35
1/30	at Grinnell	W, 20-17
2/9	Grinnell	L, 21-24
2/16	at Coe	L, 31-33
2/22	Nebraska	W, 32-29

Coach Ed Rule**1907-08 (10-6)**

12/7	at Cedar Rapids YMCA	W, 69-39
12/14	Cedar Rapids YMCA	W, 63-12
12/20	Chicago	L, 26-35
N/A	at Upper Iowa	W, 42-25
1/8	Minnesota	L, 12-31
N/A	at Luther	W, 34-32
N/A	at Chicago	L, 12-32
N/A	Minnesota	L, 25-33
1/20	Grinnell	W, 15-13
1/30	Missouri	W, 46-16
2/14	Illinois	W, 46-36
2/15	at Coe	W, 42-28
2/22	at Grinnell	L, 11-34
2/27	Coe	W, 38-12
3/7	Nebraska	W, 39-26
3/11	at Grinnell	L, 12-26

Coach John Griffith**1908-09 (8-7, 1-5 Big Ten/8th)**

1/13	UNI	W, 42-12
1/21	Coe	W, 48-10
1/28	at Chicago	L, 10-29
1/29	at Indiana	L, 12-18
1/30	at Purdue	L, 11-17
2/2	Haskell Indians	W, 32-18
2/6	Grinnell	L, 18-19
2/9	at Coe	W, 36-24
2/12	at Grinnell	L, 14-25
2/18	Minnesota	W, 37-14
2/19	at UNI	W, 49-9
2/22	at Drake	W, 36-13
2/26	at Luther	W, 34-12
2/27	at Minnesota	L, 18-23
3/1	at Wisconsin	L, 9-30

1909-10 (11-3, 2-2 Big Ten/T-5th)

1/10	at Coe	W, 32-17
1/19	at Luther	W, 19-15
1/20	at Minnesota	L, 9-20
1/22	at UNI	W, 34-11
1/29	Grinnell	W, 20-13
2/3	Minnesota	L, 18-22
2/4	at Drake	W, 26-8
2/5	at Iowa State	W, 30-27
2/11	at Grinnell	L, 13-18
2/16	Missouri	W, 20-6
2/19	at Northwestern	W, 18-11
2/27	Iowa State	W, 24-12
3/1	Drake	W, 43-7
3/5	Northwestern	W, 35-6

Coach Walter Stewart**1910-11 (9-4, 2-2 Big Ten/T-5th)**

1/10	Coe	W, 51-19
1/21	Drake	W, 30-20
1/27	Northwestern	W, 17-10
2/9	at Carleton	W, 25-14
2/10	at Minnesota	L, 7-37
2/11	at UNI	W, 43-17
2/17	at Lewis Institute	L, 10-19
2/18	at Northwestern	W, 27-18
2/20	Cornell	W, 24-10
2/23	at Drake	W, 21-15
2/27	at Grinnell	L, 10-21
3/4	Minnesota	L, 15-36
3/9	at Grinnell	W, 12-10

1911-12 (6-8, 0-4 Big Ten/T-7th)

12/20	Iowa Wesleyan	W, 41-22
1/5	Wisconsin	L, 12-38
1/16	Leander Clarke	W, 23-11
1/22	Minnesota	L, 17-36
1/27	UNI	W, 28-8
2/10	Grinnell	L, 19-20
2/12	at St. Joseph	L, 9-11
2/13	at Sacred Heart	W, 14-12
2/14	at Wisconsin	L, 5-30
2/22	Cornell	W, 24-10
N/A	at Grinnell	L, 14-18
2/29	UNI	W, 21-16
3/1	at Minnesota	L, 10-29
3/2	at Carleton	L, 9-15

Coach Floyd Thomas**1912-13 (9-13, 1-5 Big Ten/8th)**

12/16	Leander Clarke	W, 14-10
12/30	at Ottumwa	L, 17-41
12/31	at Highland Park	L, 4-14
1/1	at Iowa Natl. Guard	W, 25-16
1/2	at Des Moines YMCA	L, 10-15
1/3	at Simpson	L, 14-24
1/11	UNI	W, 24-20
1/16	at Northwestern	L, 12-29
1/17	at Chicago	L, 8-28
1/18	at Illinois	L, 9-35
1/24	Grinnell	L, 12-26
2/3	Coe	W, 42-12
2/5	at Cornell	W, 13-3
2/8	Iowa State	W, 27-15
2/15	Minnesota	L, 10-26
2/18	Cornell	W, 19-16
2/21	at Grinnell	L, 11-35
2/25	at Iowa State	W, 21-13
3/1	Northwestern	L, 11-19
3/6	at UNI	L, 15-21
3/7	at Minnesota	W, 12-9
3/8	at Carleton	L, 20-28

Coach Maury Kent**1913-14 (9-7, 1-5 Big Ten/8th)**

12/12	Leander Clarke	W, 24-13
1/7	UNI	W, 21-20
1/14	Cornell	W, 50-13
1/17	at Chicago	L, 13-47
1/19	Minnesota	W, 16-14
1/23	Grinnell	L, 20-38
1/31	Iowa State	W, 22-15
2/11	at UNI	W, 27-14
2/12	at Minnesota	L, 13-34
2/13	at Carleton	L, 16-25
2/16	Chicago	L, 13-28
2/21	Northwestern	L, 23-35
2/24	at Iowa State	W, 21-16
2/27	at Grinnell	W, 20-18
3/3	at Cornell	W, 20-13
3/7	at Northwestern	L, 23-41

1914-15 (9-8, 2-6 Big Ten/7th)

12/14	Iowa Wesleyan	W, 46-22
1/9	UNI	W, 44-16
1/13	at Northwestern	L, 15-26
1/16	Cornell	W, 32-16
1/19	Indiana	W, 29-20
1/22	at Minnesota	L, 14-29
1/23	at Carleton	L, 19-20
1/30	Grinnell	L, 14-15
2/8	Ohio State	L, 16-17
2/13	Minnesota	L, 9-11
2/16	Iowa State	W, 27-12
2/19	at Grinnell	W, 26-20
2/22	at Ohio State	L, 15-27
2/23	at Indiana	W, 20-19
3/1	at Cornell	W, 36-22
3/4	at Iowa State	W, 23-18
3/6	Northwestern	L, 16-25



1915-16 (11-4, 2-4 Big Ten/7th)

12/21	Iowa Wesleyan	W, 55-6
1/7	Cornell	W, 30-12
1/10	Wisconsin#	L, 31-36
1/15	at Chicago	W, 19-18
1/21	at Minnesota	L, 11-26
1/25	Grinnell	W, 25-16
1/29	Drake	W, 31-24
2/7	at Cornell	W, 28-19
2/12	Chicago	W, 16-15
2/15	at Drake	W, 22-14
2/19	Iowa State	W, 26-9
2/23	Minnesota	L, 13-21
2/26	at Grinnell	W, 22-15
2/28	at Wisconsin	L, 19-38
3/4	at Iowa State	W, 22-14

1916-17 (7-9, 1-8 Big Ten/9th)

12/15	UNI	W, 33-15
12/19	Lombard	W, 39-11
1/6	at Chicago	L, 15-22
1/9	Cornell	W, 28-13
1/12	Indiana	L, 12-21
1/19	at Indiana	L, 7-12
1/20	at Purdue##	L, 17-19
1/24	at Northwestern	L, 15-24
1/27	Grinnell	W, 19-16
2/9	Chicago	W, 24-17
2/16	at Iowa State	L, 12-24
2/19	Minnesota	L, 15-39
2/23	at Grinnell	W, 17-15
2/27	Iowa State	W, 15-13
3/2	at Minnesota	L, 19-31
3/10	Northwestern	L, 15-18

1917-18 (6-8, 4-6 Big Ten/9th)

12/15	Cornell	L, 18-38
12/20	Lombard	L, 15-25
1/5	at Chicago	L, 20-46
1/8	Wisconsin	L, 22-36
1/19	at Minnesota	L, 18-33
1/21	at Wisconsin	L, 19-34
1/28	Purdue	W, 33-19
2/4	Minnesota	W, 25-21
2/9	Iowa State	W, 24-9
2/16	Indiana	L, 25-29
2/23	Chicago	W, 29-26
3/1	at Iowa State	W, 22-20
3/8	at Indiana	W, 13-11
3/9	at Purdue	L, 22-46

Coach Edwin Bannick

1918-19 (8-7, 4-7 Big Ten/T-7th)

1/8	Coe	W, 25-22
1/13	Indiana	L, 14-23
1/17	at Chicago	L, 19-31
1/18	at Northwestern	W, 29-28
1/24	at Indiana	W, 21-12
1/25	at Purdue	L, 19-32
2/1	Minnesota	L, 18-28
2/8	at Minnesota	L, 22-36
2/10	at Wisconsin	L, 19-28
2/15	Iowa State	W, 27-17
2/19	Chicago	L, 10-22
2/22	Cornell	W, 28-6
3/1	at Iowa State	W, 29-20
3/8	Northwestern	W, 28-12
3/11	Wisconsin	W, 29-27

Coach James Ashmore

1919-20 (9-10, 6-6 Big Ten/6th)

12/15	Cornell	L, 20-22
12/17	Cornell	L, 16-24
12/18	Cornell	L, 32-35
1/1	Coe	W, 39-11
1/2	Coe	L, 21-22
1/5	Wisconsin	L, 18-35
1/9	at Minnesota	L, 19-21
1/17	at Northwestern	W, 25-13
1/19	at Wisconsin	W, 21-20
1/23	Iowa State	W, 27-15
1/27	Chicago	W, 22-19
2/2	Minnesota	W, 30-5

2/7	Indiana	W, 28-20
2/10	at Chicago	L, 18-37
2/13	at Indiana	L, 19-25
2/14	at Purdue	L, 19-25
2/20	Purdue	L, 26-42
2/27	Northwestern	W, 27-23
3/6	at Iowa State	W, 26-19

1920-21 (9-9, 6-5 Big Ten/T-6th)

12/29	at Rockford	W, 33-16
12/31	at Illinois Wesleyan	L, 26-29
1/1	at Millikin	L, 22-24
1/6	Coe	W, 33-5
1/10	Cornell	W, 44-13
1/15	at Minnesota	L, 19-24
1/21	at Michigan	L, 15-19
1/22	at Chicago	L, 17-42
1/31	Chicago	W, 17-16
2/7	Minnesota	L, 14-17
2/15	Iowa State	L, 16-20
2/19	Purdue	W, 20-15
2/21	Indiana	W, 22-15
2/26	at Indiana	W, 26-17
3/5	at Purdue	L, 19-21
3/11	at Iowa State	L, 18-26
3/14	Northwestern	W, 33-17
3/28	at Northwestern	W, 20-14

1921-22 (11-7, 5-6 Big Ten/5th)

12/10	Augustana (IL)	W, 41-16
12/17	Cornell	W, 34-14
12/20	Lombard	W, 26-14
12/22	at Creighton	L, 17-19
12/23	at Creighton	W, 20-17
12/31	at Knox	W, 27-21
1/2	Upper Iowa	W, 32-15
1/7	Wisconsin	L, 15-18
1/14	at Minnesota	L, 16-24
1/21	Purdue	L, 22-36
1/28	at Purdue	L, 26-27
2/11	at Chicago	W, 27-17
2/13	at Wisconsin	W, 24-18
2/18	Ohio State	W, 31-27
2/23	Minnesota	W, 29-21
2/27	Michigan	L, 20-22
3/4	at Michigan	L, 19-25
3/6	at Ohio State	W, 34-18

Coach Sam Barry

1922-23 (13-2, 11-1 Big Ten/T-1st)

12/10	Knox	W, 21-11
12/19	Cornell	W, 36-19
1/3	Notre Dame	L, 23-24
1/6	at Chicago	W, 35-23
1/15	Michigan	W, 18-17
1/20	Ohio State	W, 46-21
1/27	Northwestern	W, 29-22
1/29	at Minnesota	W, 32-16
2/3	Chicago	W, 20-12
2/10	at Northwestern	W, 28-11
2/12	at Ohio State	W, 36-25
2/22	Indiana	W, 19-13
2/26	Minnesota	W, 29-24
3/3	at Michigan	W, 20-18
3/5	at Indiana	L, 21-23

1923-24 (7-10, 4-8 Big Ten/9th)

12/8	North Dakota	W, 22-11
12/15	Butler	W, 26-23
12/18	Cornell	W, 25-15
1/2	at Creighton	L, 13-36
1/5	Marquette	L, 20-21
1/12	Purdue	W, 36-26
1/19	at Michigan	L, 18-23
1/21	at Ohio State	L, 28-43
2/2	Chicago	L, 18-31
2/9	Ohio State	L, 24-26
2/16	at Chicago	W, 21-13
2/22	Illinois	L, 14-26
2/25	Michigan	L, 25-27
2/29	at Illinois	L, 19-38
3/3	at Purdue	W, 40-31
3/8	Wisconsin	W, 22-19
3/11	at Wisconsin	L, 26-36

1924-25 (6-10, 5-7 Big Ten/T-7th)

12/13	Wabash	L, 24-28
12/18	Butler	L, 22-26
1/1	at Marquette	W, 28-17
1/5	Minnesota	W, 27-19
1/9	Purdue	W, 35-19
1/17	Creighton	L, 20-38
1/24	at Illinois	L, 15-23
1/31	Indiana	L, 28-30
2/7	at Northwestern	W, 35-20
2/9	at Indiana	L, 21-28
2/14	at Purdue	L, 23-35
2/16	at Wisconsin	L, 15-16
2/21	at Minnesota	L, 18-20
2/27	Illinois	W, 33-25
3/3	Wisconsin	L, 23-25
3/7	Northwestern	W, 26-15

1925-26 (12-5, 8-4 Big Ten/T-1st)

12/7	Saint Louis	W, 35-19
12/12	Wabash	W, 38-26
12/17	Butler	W, 26-24
12/18	at Notre Dame	L, 16-17
1/2	at Marquette	W, 19-16
1/9	at Chicago	W, 18-13
1/11	at Michigan	L, 16-22
1/16	Indiana	W, 29-22
1/23	at Ohio State	L, 21-35
1/25	at Northwestern	L, 21-27
2/1	at Indiana	L, 20-30
2/6	Minnesota	W, 21-14
2/13	Michigan	W, 24-21
2/20	Northwestern	W, 12-11
2/27	Chicago	W, 32-20
3/3	Ohio State	W, 18-17
3/13	at Minnesota	W, 17-15

1926-27 (9-8, 7-5 Big Ten/T-4th)

12/4	Saint Louis	W, 43-13
	Wabash	L, 13-28
12/20	Notre Dame	L, 18-19
1/1	at Marquette	W, 35-21
	at Chicago	W, 19-13
1/10	at Purdue	W, 39-25
1/15	Michigan	L, 22-41
1/22	at Illinois#	L, 33-40
	Butler	L, 32-47
2/5	Ohio State	W, 39-25
2/12	Illinois	W, 26-24
2/19	Purdue	W, 33-28
2/22	at Wisconsin	L, 21-24
	Chicago	W, 25-23
3/5	at Ohio State	L, 28-30
3/7	at Michigan#	L, 29-31
3/11	Wisconsin	W, 26-17

1927-28 (6-11, 3-9 Big Ten/T-7th)

	Knox	W, 30-21
12/12	Notre Dame	L, 20-23
12/19	Pittsburgh#	L, 40-44
1/1	at Marquette	W, 31-17
1/7	at Minnesota	L, 32-33
1/9	Northwestern	L, 32-37
1/13	Illinois	W, 36-30
1/21	Purdue	L, 28-46
1/30	Creighton	W, 30-26
2/6	Minnesota	W, 30-27
2/11	at Indiana	L, 33-50
2/13	at Northwestern	L, 28-49
2/20	Wisconsin	L, 21-31
2/24	at Illinois	W, 41-27
2/26	Indiana	L, 39-49
3/3	at Wisconsin	L, 17-20
3/5	at Purdue	L, 20-44

1928-29 (9-8, 5-7 Big Ten/7th)

12/8	South Dakota	W, 37-17
	Washington (MO)	W, 22-18
12/21	at Marquette	W, 38-15
12/30	at Pittsburgh	L, 39-45
1/5	Ohio State	W, 34-26
1/12	Michigan	L, 25-36
1/14	Minnesota	W, 36-23
1/17	at Northwestern	L, 27-28



1/26	Creighton	W, 28-26
	at Chicago	W, 23-21
2/9	Indiana	W, 29-27
	Chicago	W, 31-20
2/18	at Minnesota	L, 22-37
2/23	at Michigan	L, 18-25
2/25	at Ohio State	L, 23-42
3/2	Northwestern	L, 33-38
3/4	at Indiana	L, 30-35

Coach Rollie Williams**1929-30 (4-13)**

12/9	Duquesne	W, 35-26
12/16	Pittsburgh	L, 21-29
12/21	at Marquette	L, 19-29
12/23	at Notre Dame	L, 19-32
1/7	South Dakota State	L, 20-30
1/11	Missouri	L, 24-25
1/18	Bradley	L, 28-35
1/24	at Drake	W, 25-18
1/25	at Nebraska	L, 26-41
1/30	Oklahoma State	W, 26-21
2/8	Creighton	W, 33-28
2/15	at Concordia (MO)	L, 32-41
2/17	at Saint Louis	L, 25-32
2/22	Drake	L, 25-26
2/25	Saint Louis	L, 24-31
3/4	Marquette	L, 21-39
3/10	at Monmouth	L, 23-29

1930-31 (5-12, 2-10 Big Ten/10th)

12/8	Saint Louis	L, 14-26
12/15	Bradley	L, 16-17
12/23	at Creighton	W, 28-22
1/5	at Drake	W, 21-20
1/10	Minnesota	L, 22-26
1/12	Purdue	W, 25-23
1/17	at Wisconsin	L, 13-24
1/19	Indiana	L, 20-28
2/2	at Minnesota	L, 14-36
2/9	at Indiana	L, 18-31
2/14	Illinois	L, 23-26
2/16	Wisconsin	W, 19-17
2/21	Northwestern	L, 30-40
2/28	at Illinois	L, 13-31
3/2	at Northwestern	L, 16-41
3/7	at Purdue	L, 19-39
3/14	Notre Dame	W, 23-17

1931-32 (5-12, 3-9 Big Ten/9th)

12/5	Bradley	L, 19-24
12/12	Carleton	L, 26-35
12/19	Nebraska	W, 34-29
1/4	at Drake	W, 24-18
1/9	at Ohio State	L, 17-20
1/11	Northwestern	L, 26-32
1/16	Ohio State	L, 23-40
1/18	at Indiana	L, 27-35
2/1	at Notre Dame	L, 18-33
2/6	Chicago	W, 43-25
2/8	at Minnesota	L, 22-24
2/13	at Northwestern	W, 30-25
2/15	at Michigan	L, 22-40
2/20	Indiana	L, 33-34
2/27	Michigan	L, 27-35
2/29	at Chicago	W, 46-28
3/5	Minnesota#	L, 22-24

1932-33 (15-5, 8-4 Big Ten/T-3rd)

Pos	Starters	Pts
F	Howard Moffitt	89
F	Guelnder Krumbholz	118
C	Howard Bastian	154
G	Ben Selzer	80
G	John Grim	69
Reserves		
F	Jack Kotlow	35
F	John Barko	39

12/3	Bradley	W, 42-29
12/9	Monmouth	W, 28-22
12/12	at Drake	W, 52-11
12/17	Carleton	W, 34-19
1/3	North Dakota State	L, 17-21
1/7	Michigan	L, 25-33
1/9	at Wisconsin	L, 19-21
1/14	at Purdue	W, 35-33
1/16	at Chicago	W, 36-32
1/30	at St. Ambrose	W, 44-24
2/3	Creighton	W, 37-30
2/6	Chicago	W, 42-12
2/11	Purdue	W, 34-30
2/13	Wisconsin	W, 31-25
2/18	at Michigan	W, 36-35
2/20	at Ohio State	L, 23-38
2/25	Ohio State	W, 37-29
2/27	Illinois	W, 30-27
3/4	at Illinois	L, 16-44
3/6	at Saint Louis	W, 52-20

1933-34 (13-6, 6-6 Big Ten/T-5th)

Pos	Starters	Pts
F	John Barko	138
F	Howard Moffitt	135
C	Howard Bastian	133
G	Ben Selzer	96
G	John Grim	65
Reserves		
C/F	Ivan Blackmer	58
G	Albert Bobby	14
G/F	Fred Schwartz	13

12/2	Millikin	W, 47-27
12/11	Iowa State	W, 30-12
12/16	Carleton	W, 44-24
1/2	South Dakota	W, 42-32
1/6	Northwestern	W, 41-28
1/8	Wisconsin	W, 32-26
1/13	at Minnesota	L, 38-39
1/15	Illinois	W, 36-14
1/27	at St. Ambrose	W, 39-18
1/30	at Drake	W, 39-18
2/3	Bradley	W, 43-25
2/5	at Indiana	L, 25-34
2/10	at Purdue	W, 38-36
2/12	at Northwestern	L, 29-35
2/17	Purdue	L, 33-45
2/19	Indiana	W, 29-26
2/24	Minnesota	W, 33-30
2/26	at Illinois	L, 31-35
3/3	at Wisconsin	L, 32-35

1934-35 (10-9, 6-6 Big Ten/6th)

Pos	Starters	Pts
F	John Berko	160
F	Sid Rosenthal	110
C	Ivan Blackmer	142
G	John Grim	92
G	Albert Bobby	73
Reserves		
F	Fred Schwartz	22
F	Glen Tangeman	20
F	Richard Moran	7

12/1	Hamline	W, 38-26
12/10	Carleton	W, 36-23
12/15	Pittsburgh	L, 26-38
12/20	at Nebraska	W, 31-24
12/29	Stanford	W, 38-28
1/1	at Iowa State	L, 33-41
1/3	at Drake	L, 25-45
1/5	Ohio State	W, 32-21

1/7	Chicago	W, 39-29
1/12	at Northwestern	W, 38-35
1/14	at Minnesota#	W, 39-33
1/19	Indiana	L, 35-40
2/2	Minnesota	L, 35-36
2/9	at Ohio State	L, 24-42
2/11	at Indiana	L, 30-34
2/16	Michigan	L, 27-29
2/23	at Chicago	L, 40-41
2/25	at Michigan	W, 37-25
3/4	Northwestern	W, 35-33

1935-36 (9-10, 5-7 Big Ten/T-6th)

Pos	Starters	Pts
F	Sid Rosenthal (Sr.)	162
F	John Barko (Sr.)	72
C	Jack Drees (So.)	49
G	Joe Van Ysseldyk (So.)	76
G	Kenneth Suesens (So.)	46
Reserves		
G	Wally Gaddis (Jr.)	44
F	Fred Schwartz (Sr.)	38
C	Matt Walsh (Jr.)	36

11/30	Millikin	L, 29-33
12/10	Carleton	W, 52-27
12/14	Pittsburgh	L, 22-32
12/19	at Loyola (IL)	W, 33-26
12/21	at Western Michigan	L, 35-48
12/30	at Marquette	W, 31-27
1/4	Drake	W, 35-22
1/11	Illinois	W, 27-26
1/13	Ohio State	W, 25-23
1/18	at Wisconsin	L, 21-27
1/20	at Ohio State	L, 26-34
2/3	at Michigan#	L, 27-31
2/8	Purdue	L, 38-39
2/10	at Illinois	L, 14-36
2/15	Chicago	W, 33-20
2/17	Wisconsin	W, 32-25
2/22	Michigan	L, 25-31
2/29	at Purdue	L, 38-54
3/2	at Chicago	W, 47-39

1936-37 (11-9, 3-9 Big Ten/T-8th)

Pos	Starters	Ppg
F	Ben Stephens (So.)	8.4
F	Sam Johnson (Fr.)	5.7
C	Jack Drees (Jr.)	4.1
G	Joe Van Ysseldyk (Jr.)	4.6
G	Albert Bobby (Sr.)	2.9
Reserves		
F	Wally Gaddis (Sr.)	7.2
C	Matt Walsh (Sr.)	1.3
G	Ken Suesens (Jr.)	1.8

12/5	Bradley	W, 33-27
12/10	Carleton	W, 52-26
12/14	South Dakota	W, 44-23
12/16	Denver	W, 34-30
12/19	at Washington (MO)	W, 42-35
12/21	at Millikin	W, 37-30
1/2	at Marquette	W, 37-34
1/4	at Indiana	L, 24-28
1/9	at Northwestern	W, 33-26
1/11	Purdue	L, 31-35
1/16	at Illinois	L, 28-42
1/18	at Wisconsin	L, 23-29
2/3	North Dakota	W, 35-30
2/6	Indiana	L, 34-38
2/8	Northwestern	W, 39-29
2/13	at Purdue	L, 29-54
2/15	Minnesota	L, 37-43
2/20	Wisconsin	W, 43-35
2/22	at Minnesota	L, 25-44
2/27	Illinois	L, 29-40



1937-38 (11-9, 6-6 Big Ten/T-5th)

Pos	Starters	Ppg
F	Ben Stephens (Jr.)	10.9
F	Nile Kinnick (So.)	6.1
C	Jack Drees (Sr.)	4.8
G	Joe Van Ysseldyk (Sr.)	4.4
G	Ken Suesens (Sr.)	2.5
Reserves		
F	Sam Johnson (So.)	3.9
F	Thomas Lind (So.)	2.6
G	Fred Hohenhorst (So.)	1.2

12/9	Carleton	W, 44-20
12/13	Washington (MO)	W, 41-34
12/18	at Butler	W, 36-31
12/20	at Xavier	W, 33-28
12/21	at Toledo	L, 39-59
12/22	at Michigan State	L, 37-52
1/1	at Marquette	L, 23-36
1/8	Indiana	W, 48-39
1/10	Northwestern	L, 28-36
1/15	at Ohio State	L, 29-48
1/17	at Indiana	W, 36-32
1/31	South Dakota	W, 35-34
2/5	Ohio State	L, 43-51
2/7	at Minnesota	L, 26-28
2/12	at Chicago	W, 42-29
2/14	at Michigan	W, 38-30
2/19	Chicago	L, 35-38
2/21	at Northwestern	W, 26-25
2/26	Michigan	W, 37-25
2/28	Minnesota	L, 29-30

1938-39 (8-11, 3-9 Big Ten/10th)

Pos	Starters	Ppg
F	Ben Stephens (Sr.)	13.4
F	Angelo Anapol	4.9
C	Ken Bastian (Jr.)	3.6
G	Erwin Prasse (Jr.)	4.5
G	Thomas Lind (Jr.)	3.6
Reserves		
C	Charles Plett	3.2
F/G	Howard Irvine	2.3
C	Dick Evans (Jr.)	3.0

12/3	Carleton	L, 33-37
12/9	Monmouth	W, 37-34
12/12	Washington (MO)	W, 42-26
12/17	at Butler	L, 29-31
12/19	at DePaul	W, 34-29
12/31	Saint Louis	W, 47-37
1/7	at Wisconsin	L, 24-28
1/9	at Minnesota	L, 29-36
1/14	Purdue	W, 49-41
1/16	Chicago	W, 29-19
1/21	Michigan	L, 32-47
1/30	South Dakota	W, 35-30
2/4	at Northwestern	L, 25-27
2/6	at Illinois	L, 26-34
2/11	Indiana	L, 39-50
2/18	at Ohio State	L, 40-53
2/20	at Indiana	L, 40-45
2/27	Northwestern	W, 41-26
3/6	Minnesota	L, 43-54

1939-40 (9-12, 4-8 Big Ten/8th)

Pos	#	Starters	Ppg
F	26	Vic Siegel (So.)	9.0
F	17	Thomas Lind (Sr.)	6.5
C	12	Dick Evans (Sr.)	3.9
G	16	Erwin Prasse (Sr.)	3.6
G	24	Vincent Harsha (So.)	1.8
Reserves			
C	10	Ken Bastian (Sr.)	2.7
G	22	Rudy Soderquist (So.)	1.6
G	4	Paul Siglin (So.)	1.9
F	23	Richard Hein (So.)	2.1

12/2	at Carleton	W, 24-21
12/8	Millikin	W, 43-26
12/11	Denver	W, 44-32
12/16	at Wayne	L, 30-34
12/18	at Butler	L, 25-32
12/30	at Marquette#	L, 43-49
1/1	at Toledo	L, 30-54

1/6	Minnesota	L, 34-42
1/8	at Indiana	L, 30-45
1/13	at Michigan	L, 38-47
1/15	at Chicago	W, 41-27
1/29	South Dakota State	W, 24-23
2/5	DePauw	W, 35-25
2/10	Wisconsin	W, 37-35
2/12	Ohio State	W, 43-33
2/17	at Minnesota	L, 29-34
2/19	Indiana	L, 42-46
2/24	at Northwestern	L, 29-39
2/26	at Purdue	L, 29-50
3/2	Illinois	W, 62-47
3/4	Northwestern	L, 34-43

1940-41 (12-8, 4-8 Big Ten/8th)

Pos	Starters	Ppg
F	Vic Siegel (Jr.)	9.7
F	Tom Chapman (So.)	6.3
C	Milton Kuhl (Jr.)	9.2
G	Rudy Soderquist (Jr.)	5.6
G	Bill Wheeler (Jr.)	2.7
Reserves		
F	Ben Trickey (So.)	3.1
G	Paul Siglin (Jr.)	2.3
F	Wendell Hill (Jr.)	2.2
F	Richard Hein (Jr.)	1.4

12/7	Monmouth	W, 75-35
12/13	Wabash	W, 42-22
12/16	Indiana State	W, 39-37
12/21	at Detroit	W, 37-35
12/23	at Michigan State	W, 40-34
1/3	DePauw	W, 45-35
1/6	at North Dakota	W, 43-23
1/11	at Wisconsin	L, 35-49
1/13	at Minnesota	W, 41-34
1/20	Northwestern	W, 52-41
2/1	Millikin	W, 46-27
2/3	Chicago	W, 58-36
2/8	at Ohio State	L, 44-49
2/10	at Indiana	L, 40-50
2/15	Michigan	L, 29-40
2/17	at Illinois	L, 53-56
2/22	Indiana	L, 36-47
2/24	Purdue##	L, 49-52
3/1	at Northwestern	L, 36-45
3/3	Minnesota	W, 46-39

1941-42 (12-8, 10-5 Big Ten/T-2nd)

Pos	#	Starters	Ppg
F	16	Tom Chapman (Jr.)	12.3
F	7	Wendell Hill (Sr.)	3.9
C	11	Milton Kuhl (Sr.)	8.1
G	22	Rudy Soderquist (Sr.)	6.0
G	26	Vic Siegel (Sr.)	7.6
Reserves			
F	27	Ben Trickey (Jr.)	6.2
F	23	Richard Hein (Sr.)	1.2
G	24	Vincent Harsha (Sr.)	1.3
C	15	Bruce Fountain (Sr.)	0.8

12/13	Washington (MO)	W, 52-31
12/20	at Butler	L, 35-41
12/22	at Western Michigan	W, 49-48
12/30	Nebraska	L, 34-41
1/3	at Michigan	W, 40-34
1/5	at Chicago	W, 53-39
1/10	Wisconsin	W, 49-45
1/12	Minnesota	L, 39-41
1/17	at Ohio State	L, 52-54
1/19	at Illinois	L, 35-42
1/29	Kansas	L, 51-53
2/2	Chicago	W, 64-40
2/7	at Purdue	L, 44-45
2/9	Ohio State	W, 52-44
2/14	at Northwestern	W, 46-44
2/21	Michigan	W, 59-38
2/23	Indiana	W, 55-52
2/28	Purdue	W, 42-36
3/2	Illinois	W, 46-32
3/7	at Wisconsin	L, 45-62

Coch Pops Harrison

1942-43 (7-10, 3-9 Big Ten/9th)

Pos	Starters	Ppg
F	Ben Trickey (Sr.)	13.5
F	Tom Chapman (Sr.)	16.8
C	James O'Brien (Sr.)	7.1
G	Robert Lundstedt (So.)	4.8
G	Theron Thomsen (So.)	5.5
G	Gene Nesmith (So.)	3.1
Reserves		
F/G	Sam Vacanti (So.)	2.8
G	James Humphrey (So.)	0.4

12/10	South Dakota State	W, 52-46
12/14	Carleton	W, 46-43
12/19	at Nebraska	L, 43-52
1/2	Ripon	W, 69-38
1/9	Minnesota	L, 45-46
1/11	Minnesota	W, 48-41
1/16	at Illinois	L, 41-61
1/18	at Illinois	L, 34-66
1/23	Indiana	L, 55-71
1/25	Indiana	L, 43-64
2/6	Knox	W, 62-45
2/13	at Northwestern	L, 33-52
2/15	at Northwestern	L, 50-52
2/20	at Purdue	L, 35-49
2/22	at Chicago	W, 62-34
2/27	Ohio State	W, 43-41
3/1	Ohio State	L, 46-53

1943-44 (14-4, 9-3 Big Ten/T-2nd)

Pos	Starters	Ppg
F	Dick Ives (Fr.)	18.1
F	David Danner (Fr.)	14.4
C	Lloyd Herwig (Sr.)	5.9
G	Ned Postels (So.)	5.6
G	Jack Spencer (Fr.)	3.4
Reserves		
G	Jimmie Grafton (Fr.)	3.1
G	Donald Walter (Fr.)	1.8
G	Glen Kremer (Fr.)	1.0

12/10	Nebraska	W, 50-33
12/15	Western Illinois	W, 82-34
12/18	Monmouth	W, 54-29
1/1	Denver	W, 63-20
1/7	at Minnesota	W, 37-34
1/8	at Minnesota	W, 37-29
1/15	Augustana	W, 56-30
1/21	Illinois	W, 56-51
1/22	Illinois	W, 53-44
1/28	at Indiana	W, 43-42
1/29	at Indiana	W, 52-40
2/5	Chicago	W, 103-31
2/11	at Ohio State	L, 49-63
2/12	at Ohio State	L, 42-56
2/18	Purdue	W, 46-43
2/26	at Notre Dame	L, 42-66
3/3	Northwestern	W, 45-39
3/4	Northwestern	L, 41-42

1944-45 (17-1, 11-1 Big Ten/1st)

Pos	#	Starters	Ppg
F	4	Ned Postels (Jr.)	6.2
F	7	Dick Ives (So.)	12.0
C	11	Clayton Wilkinson (So.)	11.5
G	28	Herbert Wilkinson (So.)	9.6
G	20	Jack Spencer (So.)	6.1
Reserves			
F	3	Murray Wier (Fr.)	7.8
C	27	Dick Culbertson (Jr.)	2.3
G	4	Bob Schulz (Fr.)	1.6

12/9	Western Illinois	W, 101-23
12/11	South Dakota State	W, 87-37
12/16	at Nebraska	W, 61-45
12/19	Denver	W, 60-41
12/23	Notre Dame	W, 63-46
12/30	Michigan State	W, 66-29
1/6	Minnesota	W, 41-34
1/13	Purdue	W, 61-34
1/19	at Michigan	W, 29-27



1/22	Indiana	W, 56-51
1/26	at Illinois	L, 42-43
2/3	Michigan	W, 50-37
2/10	at Indiana	W, 45-40
2/12	at Purdue	W, 48-43
2/19	Wisconsin	W, 54-53
2/24	at Wisconsin	W, 68-38
2/26	at Minnesota	W, 55-48
3/3	Illinois	W, 43-37

1945-46 (14-4, 8-4 Big Ten/T-3rd)

Pos	#	Starters	Ppg
F	3	Murray Wier (So.)	8.4
F	7	Dick Ives (Jr.)	10.3
C	11	Clayton Wilkinson (Jr.)	6.1
G	12	Ned Postels (Sr.)	4.2
G	28	Herbert Wilkinson (Jr.)	8.3
Reserves			
C	15	Noble Jorgensen (Jr.)	6.2
F	4	Dave Danner (Jr.)	6.5
G	5	Tony Guzowski (Fr.)	2.2

12/1	Augustana	W, 87-25
12/3	South Dakota	W, 91-26
12/8	Denver	W, 67-40
12/11	South Dakota State	W, 71-33
12/17	Nebraska	W, 61-35
12/22	Illinois	W, 41-39
1/1	Saint Louis	W, 51-40
1/7	Wisconsin	W, 57-50
1/12	at Indiana	L, 39-45
1/19	at Purdue	W, 49-43
1/21	at Chicago	W, 58-32
1/28	Minnesota#	W, 63-61
2/2	Chicago	W, 68-36
2/9	Purdue	W, 43-41
2/16	at Wisconsin	W, 44-39
2/23	at Illinois	L, 51-57
2/25	Indiana	L, 46-49
3/2	at Minnesota	L, 47-58

1946-47 (12-7, 5-7 Big Ten/T-6th)

Pos	#	Starters	Ppg
F	3	Murray Wier (Jr.)	15.1
F	7	Dick Ives (Sr.)	6.2
C	15	Noble Jorgensen (Sr.)	9.4
G	28	Herbert Wilkinson (Sr.)	9.3
G	20	Jack Spencer (Jr.)	3.6
Reserves			
G/F	11	Clayton Wilkinson (Sr.)	5.3
G	19	Floyd Magnusson (So.)	3.3
F	10	Dave Danner (Sr.)	2.5

12/2	South Dakota State	W, 73-32
12/7	Kansas State	W, 54-41
12/12	Detroit	W, 67-51
12/16	South Dakota	W, 53-25
12/19	St. Mary's (CA)	W, 44-41
12/23	Montana State	W, 76-49
12/31	TCU	W, 61-37
1/4	Wisconsin	L, 62-63
1/11	Ohio State	W, 61-35
1/13	Minnesota	W, 77-64
1/18	at Indiana	L, 48-50
1/20	at Purdue	L, 46-52
1/25	at Northwestern	L, 40-59
2/3	at Wisconsin	L, 53-60
2/8	at Illinois	L, 36-45
2/15	Michigan	W, 55-46
2/17	at Minnesota	L, 55-59
2/22	Indiana	W, 68-46
3/1	Purdue	W, 51-48

1947-48 (15-4, 8-4 Big Ten/2nd)

Pos	#	Starters	Ppg
F	17	Murray Wier (Sr.)	21.0
F	5	Floyd Magnusson (Jr.)	3.9
C	22	Leonard Metcalfe (Sr.)	10.6
G	7	Jack Spencer (Sr.)	4.3
G	23	Bob Schulz (So.)	4.7
Reserves			
F	26	Bob Vollers (So.)	4.1
C	11	Roger Finley (So.)	2.6
F	4	Charlie Mason (Jr.)	3.4

12/1	Carleton	W, 82-43
12/6	South Dakota	W, 66-30
12/13	North Dakota	W, 58-47
12/20	at Washington (MO)	W, 44-41
12/31	Harvard	W, 61-41
1/3	Princeton	W, 52-40
1/5	at Ohio State	W, 49-41
1/10	Purdue	W, 60-49
1/12	at Wisconsin	L, 51-60
1/17	Indiana	W, 61-52
1/19	at Minnesota	L, 56-72
1/31	Regis	W, 76-48
2/2	Northwestern#	W, 57-54
2/7	at Purdue	W, 41-33
2/9	Illinois	W, 70-61
2/14	at Indiana	L, 47-49
2/21	Wisconsin	W, 62-40
2/28	Minnesota	W, 54-50
3/1	at Michigan	L, 35-51

1948-49 (10-10, 3-9 Big Ten/8th)

Pos	#	Starters	Ppg
F	4	Charlie Mason (Sr.)	7.8
F		Al Weiss (So.)	8.5
C		Franklin Calsbeek (So.)	6.0
G		Tony Guzowski (Sr.)	7.1
G		Bob Schulz (Jr.)	5.0
Reserves			
F/G		Stan Straatsma (Sr.)	3.9
C/F		Don Hays (Jr.)	3.9
F	26	Bob Vollers (Jr.)	4.1

AP Rank			
Date	UI/Opp	Opponent	Result
12/1		Omaha	W, 64-44
12/4		Colorado College	W, 77-44
12/11		Creighton	W, 77-38
12/13		Ithaca	W, 78-26
12/18		at Michigan State	L, 43-49
12/22		TCU#	W, 47-46
12/30		St. Mary's (CA)	W, 46-43
1/3		Western Reserve	W, 61-54
1/8		Purdue	L, 53-73
1/10		at Indiana	L, 39-50
1/15		Ohio State	W, 53-49
1/17		Minnesota	L, 45-61
1/22		at Northwestern	L, 44-65
2/7		at Purdue	L, 46-54
2/12	--/7	at Minnesota	L, 49-54
2/19		Wisconsin	W, 61-60
2/21	--/4	at Illinois	L, 49-80
2/26		Indiana	L, 60-76
2/28		at Wisconsin	L, 47-70
3/5		Michigan	W, 63-62

Coaches Pops Harrison/Bucky O'Connor

1949-50 (15-7, 6-6 Big Ten/5th)

Pos	#	Starters	Ppg
F		Bob Vollers (Sr.)	11.6
F		Franklin Calsbeek (Jr.)	15.1
C	27	Charles Darling (So.)	9.2
G	23	Bob Clifton (So.)	8.5
G		Bob Schulz (Sr.)	4.6
Reserves			
F	19	Everett Cochrane (So.)	6.7
F		Dick Riecks (Jr.)	4.0
G		Herald Greene (So.)	3.9

AP Rank			
Date	UI/Opp	Opponent	Result
12/1		Colorado College	W, 76-54
12/5		Michigan State	W, 73-53

12/10		at Lawrence Tech	L, 49-54
12/17		at Western Reserve	W, 97-57
12/19		at Notre Dame	W, 64-62
12/23		Carnegie Tech	W, 73-42
12/28		Oregon	W, 81-54
12/30		at Oregon#	W, 70-69
1/2		Utah State	W, 62-58
1/7		at Michigan	L, 46-66
1/14	--/4	Indiana	W, 65-54
1/16		at Purdue	L, 55-64
1/21		Northwestern	W, 61-56
1/23	--/13	at Ohio State	L, 54-68
2/4		Purdue	W, 66-60
2/11		Illinois	W, 70-65
2/13		Wisconsin#	L, 62-66
2/18		at Wisconsin	L, 44-53
2/20		at Minnesota	W, 64-62
2/25	--/17	at Indiana	W, 59-53
3/4		Creighton	W, 70-46
3/6		Minnesota	L, 49-64

Coach Rollie Williams

1950-51 (15-7, 9-5 Big Ten/3rd)

Pos	#	Starters	Ppg
F		Franklin Calsbeek (Sr.)	15.4
F	25	Herb Thompson (So.)	5.9
C	27	Charles Darling (Jr.)	16.3
G	23	Bob Clifton (Jr.)	9.0
G	19	Everett Cochrane (Jr.)	7.6
Reserves			
G		Herald Greene (Jr.)	4.6
G		Fred Ruck (Jr.)	3.6
F/G		Bob Diehl (So.)	2.2

AP Rank			
Date	UI/Opp	Opponent	Result
12/4		DePauw	W, 74-67
12/9		at Western Michigan	L, 49-58
12/11		at Butler	L, 51-54
12/18	--/14	Notre Dame	W, 63-60
12/23	--/9	UCLA	W, 80-63
12/28		at Loyola (IL)	W, 61-56
12/30		at Pittsburgh	W, 73-66
1/6		at Purdue	W, 73-63
1/8		Illinois	L, 69-72
1/13		at Northwestern	L, 70-73
1/15		Michigan State	W, 46-42
1/20	--/14	at Illinois	L, 53-69
1/22		at Minnesota	W, 69-47
2/2		Missouri	W, 63-53
2/5		Northwestern	W, 73-55
2/10		Ohio State	W, 83-71
2/12	--/6	Indiana	L, 54-63
2/17		at Wisconsin	W, 73-60
2/24		Michigan	W, 70-48
2/26	--/7	at Indiana	L, 53-63
3/3		at Michigan State	W, 65-52
3/5		at Michigan	W, 65-55

Coach Bucky O'Connor

1951-52 (19-3, 11-3 Big Ten/2nd)

Pos	#	Starters	Ppg
F	7	McKinley Davis (Fr.)	8.0
F	25	Herb Thompson (Jr.)	8.5
C	27	Chuck Darling (Sr.)	25.5
G	23	Bob Clifton (Sr.)	11.8
G	16	Herald Greene (Sr.)	5.5
Reserves			
F	19	Everett Cochrane (Sr.)	6.4
F	32	Chuck Jarnagin (So.)	2.1
G	35	Ken Buckles (So.)	1.8

AP Rank			
Date	UI/Opp	Opponent	Result
12/1		Western Michigan	W, 72-68
12/8		DePauw	W, 69-53
12/15		at Missouri	W, 48-43
12/17		at Washington (MO)	W, 60-53
12/20		Oklahoma	W, 59-46
12/27		at California	W, 69-64
12/28		at Oregon	W, 86-72
1/5	12/20	at Michigan State	W, 61-60
1/7	10/--	at Michigan	W, 54-46

YEAR-BY-YEAR SCORES

IOWA BASKETBALL



2023-24 MEDIA GUIDE

1/12	10/4	Indiana	W, 78-59
1/14	4/--	Northwestern	W, 78-64
1/19	4/--	Minnesota	W, 76-59
1/21	4/20	at Indiana	L, 69-82
2/4	8/--	Butler	W, 58-57
2/9	9/3	Illinois	W, 73-68
2/11	5/--	Michigan	W, 82-59
2/16	5/--	at Purdue	W, 90-67
2/18	4/--	at Ohio State	W, 75-62
2/23	4/5	at Illinois	L, 62-78
2/25	7/--	Michigan State	W, 64-52
3/1	7/--	at Northwestern	W, 77-68
3/3	7/--	Wisconsin	L, 75-78

1952-53 (12-10, 9-9 Big Ten/6th)

Pos	#	Starters	Ppg
F	16	McKinley Davis (So.)	14.9
F	25	Herb Thompson (Sr.)	13.5
C	20	Bob Miller (So.)	8.2
G	32	Chuck Jarnagin (Jr.)	10.1
G	35	Ken Buckles (Jr.)	10.5
Reserves			
C	19	Gene Hettrick (Jr.)	6.6
G	18	Bob Mau (Sr.)	4.3
F	36	Jerry Ridley (So.)	2.1

Date	AP Rank UI/Opp	Opponent	Result
12/1		Butler	W, 62-52
12/6		at Oklahoma	L, 62-63
12/13		Michigan	W, 85-77
12/15		at Wisconsin	L, 70-75
12/22	--/15	Indiana	L, 72-91
12/26		at Oregon	W, 86-57
12/27		California	W, 69-60
12/29		Wisconsin	W, 83-66
1/10		at Michigan State	L, 61-68
1/12		at Michigan	L, 61-66
1/17		at Minnesota	L, 58-65
1/19		Northwestern	W, 69-68
1/24		at Purdue	L, 58-69
2/9		at Michigan State	L, 48-60
2/14	--/5	at Illinois	L, 63-80
2/16		at Ohio State	W, 71-68
2/21	--/5	Illinois	W, 67-62
2/23		Ohio State	W, 90-75
2/28		at Northwestern	W, 93-78
3/2		Minnesota#	W, 81-79
3/7		Purdue	W, 65-56
3/9	--/1	at Indiana	L, 61-68

1953-54 (17-5, 11-3 Big Ten/2nd)

Pos	#	Starters	Ppg
F	21	Carl Cain (So.)	12.9
F	16	McKinley Davis (Jr.)	8.5
C	31	Bill Logan (So.)	14.3
G	22	Bill Seaberg (So.)	8.2
G	46	Sharm Scheuerman (So.)	6.8
Reserves			
C/F	33	Bill Schoof (So.)	6.7
F/G	23	Roy Johnson (So.)	5.7
G	32	Chuck Jarnagin (Sr.)	5.1

Date	AP Rank UI/Opp	Opponent	Result
12/5		Washington (MO)	W, 51-45
12/12		at Nebraska	L, 70-81
12/15		Colorado State	W, 72-55
12/18		USC	W, 66-57
12/21		Colorado	W, 78-72
12/30	--/14	at UCLA	W, 65-50
12/31		at USC	L, 60-70
1/4		Michigan State	W, 73-63
1/9		Wisconsin	W, 71-54
1/11		Michigan	W, 93-78
1/16	--/10	Minnesota	L, 55-59
1/18	--/20	at Illinois	W, 79-70
1/23		at Purdue	W, 70-62
1/25		Northwestern	W, 65-52
2/6		Missouri	W, 73-53
2/8		at Michigan	W, 86-68
2/13	--/12	at Minnesota#	W, 86-82
2/15	10/--	at Ohio State	L, 69-77
2/20	10/--	Illinois	L, 51-74

2/22	20/3	at Indiana	W, 82-64
2/27	20/--	at Michigan State	W, 60-48
3/1	16/--	Ohio State	W, 84-71

1954-55 (19-7, 11-3 Big Ten/1st)

Pos	#	Starters	Ppg
F	21	Carl Cain (Jr.)	13.4
F	16	McKinley Davis (Sr.)	10.9
C	31	Bill Logan (Jr.)	15.3
G	22	Bill Seaberg (Jr.)	13.4
G	46	Sharm Scheuerman (Jr.)	8.2
Reserves			
F	33	Bill Schoof (Jr.)	6.2
F/C	35	Bob George (Jr.)	4.0
G	23	Roy Johnson (Jr.)	3.3

Date	AP Rank UI/Opp	Opponent	Result
12/1		Washington (MO)	W, 80-61
12/4		at Loyola (IL)	W, 89-79
12/6	4/--	at Nebraska	W, 84-61
12/11	4/--	at Missouri	L, 94-97
12/13	13/--	St. Mary's (CA)	W, 68-49
12/17	13/--	at Pennsylvania	L, 75-87
12/18	18/--	at Princeton	W, 71-52
12/30	19/--	Stanford	W, 73-46
1/3	14/--	at Wisconsin	W, 86-69
1/8	14/13	Minnesota	L, 80-81
1/10	19/--	Michigan State	W, 94-81
1/17	19/7	Illinois	W, 92-80
1/22	19/--	at Northwestern	L, 73-93
1/24	19/--	at Ohio State	W, 79-66
2/5		Purdue	W, 76-67
2/12	15/--	Indiana	W, 90-75
2/14	15/--	Ohio State	W, 79-68
2/19	15/--	at Michigan State	W, 78-69
2/21	16/13	at Illinois	W, 89-70
2/26	16/--	Michigan	W, 96-84
2/28	12/6	at Minnesota	W, 72-70
3/7	12/--	at Michigan	L, 58-74

NCAA Tourney (Mideast)

3/11	12/--	vs. Penn State (n)	W, 82-53
3/12	12/4	vs. Marquette (n)	W, 86-81
3/18	12/3	vs. La Salle (n)	L, 73-76
3/19	12/--	vs. Colorado (n)	L, 54-75

1955-56 (20-6, 13-1 Big Ten/1st)

Pos	#	Starters	Ppg
F	21	Carl Cain (Sr.)	15.8
F	33	Bill Schoof (Sr.)	10.8
C	31	Bill Logan (Sr.)	17.7
G	22	Bill Seaberg (Sr.)	13.9
G	46	Sharm Scheuerman (Sr.)	10.1
Reserves			
F/C	35	Bob George (Sr.)	3.8
G	24	Augie Martel (Jr.)	2.2
F	42	Tom Payne (So.)	3.0

Date	AP Rank UI/Opp	Opponent	Result
12/3		Nebraska	W, 60-51
12/9	4/--	SMU	W, 80-62
12/12	4/--	at Colorado	L, 57-60
12/17	4/--	Loyola Marymount	W, 84-61
12/27	6/--	at Washington	L, 71-76
12/29	6/--	at Stanford	L, 52-54
12/30	6/--	at California	L, 45-70
1/7	--/20	Michigan State	L, 64-65
1/9	--/7	at Ohio State	W, 88-73
1/14	--/--	Minnesota	W, 84-62
1/21	20/--	at Michigan	W, 78-67
1/23	13/--	at Purdue	W, 67-63
2/4	19/--	Wichita State	W, 98-86
2/6	17/--	at Wisconsin	W, 78-74
2/11	17/--	at Northwestern	W, 70-65
2/13	15/--	Purdue	W, 88-75
2/18	15/--	Wisconsin	W, 80-66
2/20	13/--	at Indiana	W, 87-83
2/25	13/--	at Minnesota#	W, 83-73
2/27	10/--	Northwestern	W, 86-68
3/3	10/2	Illinois	W, 96-72
3/5	5/--	Indiana	W, 84-73

NCAA Tourney (Mideast)

3/16	5/--	Morehead State	W, 97-83
3/17	5/9	Kentucky	W, 89-77
3/22	5/13	vs. Temple (n)	W, 83-76
3/23	5/1	vs. San Francisco (n)	L, 71-83

1956-57 (8-14, 4-10 Big Ten/8th)

Pos	#	Starters	Ppg
F	57	Dave Gunther (So.)	12.3
F	41	George Seaberg (So.)	5.3
C	26	Peer Heeg (So.)	5.3
G	32	Clarence Wordlaw (So.)	11.6
G	36	Jim McConnell (Jr.)	9.0
Reserves			
G	24	Augie Martel (Sr.)	9.5
C/F	42	Tom Payne (Jr.)	12.3
C	20	Americus John-Lewis (So.)	5.3

Date	AP Rank UI/Opp	Opponent	Result
12/3		at Nebraska	L, 43-67
12/8		Denver	W, 58-57
12/17		Loyola (LA)	W, 80-65
12/22	--/14	Kansas State	W, 85-83

Dixie Classic

12/27		vs. NC State (n)	L, 70-84
12/28		vs. DePaul (n) #	L, 72-73
12/29	--/4	vs. West Virginia (n)	W, 79-76

1/5		Ohio State	L, 60-72
1/7	--/5	at Illinois	L, 70-81
1/12	--/19	Minnesota	W, 89-66
1/19		at Wisconsin	W, 70-47
1/21		at Northwestern	L, 63-70
2/2		Indiana	L, 66-82
2/4		at Washington (MO)	L, 54-62
2/9	--/17	Purdue	W, 74-67
2/16		at Michigan State	L, 67-77
2/18	--/11	at Indiana	L, 76-90
2/23		Northwestern	W, 74-66
2/25		at Minnesota	L, 81-102
3/2		Michigan	L, 79-83
3/4		at Purdue	L, 63-72
3/9		Wisconsin	L, 59-60

1957-58 (13-9, 7-7 Big Ten/6th)

Pos	#	Starters	Ppg
F	25	Dave Gunther (Jr.)	19.8
F	45	Nolden Gentry (So.)	9.5
C	3	Frank Mundt (So.)	4.4
G	32	Clarence Wordlaw (Jr.)	12.5
G	30	Bob Washington (So.)	6.5
Reserves			
C	43	Larry Swift (So.)	11.8
G	44	Earl Nau (So.)	5.6
G	4	Mike Heitman (So.)	4.8

Date	AP Rank UI/Opp	Opponent	Result
12/3		SMU	W, 66-60
12/7		Arizona	W, 80-63
12/14	--/5	at Kansas State	L, 69-86
12/16		at Wichita State	L, 78-81
12/21	--/17	Oregon State#	W, 77-67

Queen City Tournament

12/28		vs. Cornell - NY (n)	W, 73-68
12/30		vs. Syracuse (n)	W, 58-52

1/4		Michigan	L, 65-73
1/6	--/17	at Illinois	W, 70-68
1/13		Northwestern#	L, 80-82
1/18		Indiana	W, 79-75
1/20		at Ohio State	L, 64-70
1/25		at Minnesota	W, 73-71
2/1		Ohio State	W, 66-64
2/8		Miami (OH)	W, 82-77
2/10	--/19	at Michigan State	L, 84-90
2/17		Wisconsin	W, 74-61
2/22		Illinois	W, 83-79
2/24		at Northwestern	W, 86-78
3/1	--/15	Michigan State	L, 65-83
3/3		at Purdue	L, 59-65
3/8		at Michigan	L, 92-95

**Coach Sharm Scheuerman****1958-59 (10-12, 7-7 Big Ten/T-5th)**

Pos	#	Starters	Ppg
F	25	Dave Gunther (Sr.)	21.9
F	32	Clarence Wordlaw (Sr.)	14.5
C	45	Nolden Gentry (Jr.)	11.8
G	4	Mike Heitman (Jr.)	7.5
G	30	Bob Washington (Jr.)	5.9
Reserves			
G	53	Ron Zagar (So.)	6.2
C	3	Frank Mundt (Jr.)	3.5
G	34	Bob Carpenter (So.)	3.1

Date	AP Rank UI/Opp	Opponent	Result
12/1		Colorado	W, 67-46
12/6		at SMU	L, 55-65
12/8		at Oklahoma	L, 57-80
12/13		Texas Tech	W, 75-73
12/19	--/15	at California	L, 52-71
12/20		Washington	L, 68-81

Far West Classic

12/27		vs. Wyoming (n)	W, 82-74
12/29		vs. Oregon State (n)	L, 71-72

1/3	--/6	at Northwestern	L, 77-80
1/5	--/5	Michigan State	W, 80-68
1/12		at Illinois	L, 97-103
1/17	--/19	at Indiana	W, 88-78
1/24	--/18	Northwestern	L, 96-99
1/26		at Ohio State	L, 72-86
1/31		Michigan	W, 78-74
2/7		Minnesota	W, 69-65
2/14		at Wisconsin	W, 94-84
2/16		at Michigan	L, 86-90
2/21		Ohio State	W, 91-79
2/23		Purdue	W, 66-62
2/28		Illinois	L, 70-72
3/7	--/6	at Michigan State	L, 74-84

1959-60 (14-10, 6-8 Big Ten/T-6th)

Pos	#	Starters	Ppg
F	45	Nolden Gentry (Sr.)	9.7
F	50	Pete Schebler (Sr.)	6.6
C	15	Don Nelson (So.)	15.8
G	4	Mike Heitman (Sr.)	10.3
G	53	Ron Zagar (Jr.)	10.2
Reserves			
F	52	Dennis Runge (Jr.)	2.8
F		Mike Woods (So.)	5.2
G	5	Dave Maher (So.)	4.6

Date	AP Rank UI/Opp	Opponent	Result
12/1		at Evansville	W, 86-84
12/5		SMU	W, 89-58
12/7		North Dakota	W, 79-43
12/12		at Texas Tech	W, 76-66
12/14		at Colorado	L, 68-76
12/19	19/--	Oklahoma	W, 62-49
12/22	19/--	Loyola (LA)	W, 68-60

Holiday Festival

12/26	19/--	vs. St. John's (n)	W, 91-84
12/28	14/12	at NYU	W, 80-75
12/30	14/1	vs. Cincinnati (n)	L, 83-96

1/2	14/--	at Minnesota	L, 61-70
1/4		at Wisconsin	W, 71-64
1/9		Northwestern	W, 73-59
1/11		Michigan State	W, 92-79
1/16		Purdue	W, 63-54
1/23	15/--	at Michigan State	L, 80-90
1/25		Minnesota	L, 72-87
2/8		at Indiana	L, 74-87
2/13	--/4	at Ohio State	L, 47-75
2/15		Wisconsin	L, 58-63
2/20		Indiana	L, 64-79
2/22		at Purdue	W, 78-68
2/27		at Illinois	L, 70-85
3/5		at Michigan	W, 68-53

1960-61 (18-6, 10-4 Big Ten/T-2nd)

Pos	#	Starters	Ppg
F	52	Dennis Runge (Sr.)	5.0
F	11	Matt Szykowny (So.)	9.9
C	15	Don Nelson (Jr.)	23.7
G	42	Joel Novak (Jr.)	2.4
G	44	Joe Reddington (So.)	4.6
Reserves			
F	45	Dick Shaw (So.)	2.6
F	43	Gary Lorenz (Jr.)	1.3
G	30	Tom Purcell (So.)	0.4

Date	AP Rank UI/Opp	Opponent	Result
12/1		South Dakota State	W, 77-75
12/3		at Evansville	W, 83-71
12/10		Saint Louis	L, 55-61
12/12		Creighton	W, 89-71
12/17		Wyoming	W, 78-67
12/19		Arizona	W, 105-64

Los Angeles Classic

12/28		vs. California (n) #####	W, 83-80
12/29		at USC	W, 70-62
12/30	--/16	at UCLA	W, 71-65

1/7	7/--	Minnesota	W, 71-46
1/9	6/--	at Wisconsin	W, 76-68
1/14	6/--	Michigan State	W, 86-72
1/16	4/--	Illinois	W, 78-71
1/21	4/--	at Purdue	L, 41-47
2/4	6/--	at Cincinnati	L, 60-77
2/11	9/--	at Indiana	W, 74-67
2/13	9/--	Wisconsin	W, 63-61
2/18	9/1	Ohio State	L, 61-62
2/20	5/--	at Michigan	W, 50-46
2/25	5/--	at Minnesota	W, 61-43
2/27	6/--	Purdue	W, 73-62
3/4	6/--	Indiana	L, 69-78
3/6	6/--	at Michigan State	L, 64-74
3/11	6/--	at Northwestern	W, 63-62

1961-62 (13-11, 7-7 Big Ten/T-4th)

Pos	#	Starters	Ppg
F	5	Andy Hankins (So.)	10.3
F	20	Jerry Messick (So.)	6.1
C	15	Don Nelson (Sr.)	23.8
G	42	Joel Novak (Sr.)	4.4
G	44	Joe Reddington (Jr.)	8.6
Reserves			
F/G	11	Matt Szykowny (Jr.)	7.5
F/C	34	Doug Mehlerhaus (So.)	5.1
F/G	23	Dave Roach (So.)	3.8

Date	AP Rank UI/Opp	Opponent	Result
12/2		at Evansville	L, 59-65
12/9		Miami (OH)	W, 75-55
12/11		South Dakota State	W, 69-52
12/16		at Saint Louis	L, 61-79
12/18		Los Angeles State	W, 82-72
12/21		Nevada	W, 88-46

Quaker City Tournament

12/26		vs. Penn State (n)	W, 67-48
12/28		at Pennsylvania	W, 72-64
12/30		vs. Villanova (n)	L, 56-69

1/6		at Wisconsin	L, 79-91
1/8		Northwestern	W, 74-69
1/13		Minnesota	W, 65-63
1/15		at Michigan	L, 55-56
1/20		at Northwestern	W, 72-60
2/3		Creighton	L, 67-68
2/5	--/1	at Ohio State	L, 63-89
2/10		Illinois	L, 81-91
2/12		at Purdue	L, 75-82
2/17		at Indiana	L, 69-72
2/19		Michigan State	W, 59-51
2/24		Michigan	W, 68-63
2/26	--/1	Ohio State	L, 62-72
3/3		at Illinois	W, 88-78
3/10		Wisconsin	W, 81-64

1962-63 (9-15, 5-9 Big Ten/8th)

Pos	#	Starters	Ppg
F	23	Dave Roach (Jr.)	12.0
F	42	Fred Riddle (Fr.)	3.9
C	20	Jerry Messick (Jr.)	9.9
G	44	Joe Reddington (Sr.)	8.8
G	15	Jimmy Rodgers (So.)	11.2
Reserves			
G	25	Andy Hankins (Jr.)	8.5
F	51	Mike Denoma (So.)	3.5
F/C	34	Doug Mehlerhaus (Jr.)	3.8

Date	AP Rank UI/Opp	Opponent	Result
12/1		at Evansville	W, 62-57
12/10		at Saint Louis	L, 58-65
12/15		Ohio University	L, 54-62
12/17		Clemson	W, 74-64

Kentucky Invitational

12/21	--/9	at Kentucky	L, 69-94
12/22		vs. Oregon State (n)	L, 55-61

Far West Classic

12/26		vs. Arizona (n)	W, 57-56
12/27		vs. Oregon (n)	W, 62-48
12/29		vs. Oregon State (n)	L, 57-64

1/5	--/3	Illinois	L, 76-85
1/7		Michigan	L, 67-88
1/12		at Minnesota	L, 58-83
1/14		Wisconsin	W, 65-56
1/19	--/8	Ohio State	W, 81-74
1/21		at Michigan State	W, 60-59
2/2	--/2	at Loyola (IL)	L, 68-86
2/9		at Northwestern#	W, 66-65
2/16		Purdue	W, 73-64
2/18		Indiana	L, 71-72
2/23	--/5	at Ohio State	L, 70-83
2/25		at Michigan	L, 70-78
3/2		Northwestern	L, 66-76
3/4		at Wisconsin	L, 69-75
3/9	--/8	at Illinois	L, 69-73

1963-64 (8-15, 3-11 Big Ten/9th)

Pos	#	Starters	Ppg
F	23	Dave Roach (Sr.)	15.9
F	24	Joel Jessen (So.)	6.3
C	45	George Peeples (So.)	9.4
G	5	Andy Hankins (Sr.)	6.9
G	15	Jimmy Rodgers (Jr.)	12.9
Reserves			
F/G	11	Dennis Pauling (So.)	5.4
C	14	Ed Bastian (So.)	5.1
C	50	Bill Skea (Sr.)	4.6

Date	AP Rank UI/Opp	Opponent	Result
12/2		South Dakota	W, 85-66
12/7		at Evansville	W, 75-72
12/9		St. Louis	W, 79-77
12/12		SMU	W, 73-70
12/16		Creighton#	L, 72-77

Far West Classic

12/26		vs. Colorado State (n)	L, 56-61
12/28		vs. LSU (n)	L, 81-92
12/30		at Washington State	W, 74-66

1/4		at Indiana	W, 72-71
1/11		Illinois	L, 70-87
1/13		at Wisconsin	L, 61-79
1/18		at Purdue	L, 75-90
2/1	--/10	at Loyola (IL)	L, 71-85
2/8		Minnesota	L, 71-76
2/10		Indiana	W, 82-75
2/15		at Michigan State	L, 82-107
2/17		Ohio State	L, 82-99
2/22		Michigan State	L, 89-107
2/24		at Northwestern	L, 76-98
2/29		at Minnesota	L, 63-70
3/2		Purdue	W, 81-74
3/7	--/2	Michigan	L, 61-69
3/9		at Illinois	L, 67-90

**Coach Ralph Miller****1964-65 (14-10, 8-6 Big Ten/5th)**

Pos	#	Starters	Ppg
F	52	Gary Olson (Jr.)	8.3
F	23	Gerry Jones (So.)	14.0
C	45	George Peeples (Jr.)	17.0
G	4	Chris Pervall (Jr.)	21.1
G	15	Jimmy Rodgers (Sr.)	12.3
Reserves			
G	11	Dennis Pauling (Jr.)	6.7
C/F	14	Ed Bastian (Jr.)	2.3
G	42	Fred Riddle (Sr.)	1.2

Date	AP Rank UI/Opp	Opponent	Result
12/1		South Dakota	W, 93-68
12/4		at Kentucky	L, 77-85
12/5		at Evansville	L, 83-90
12/12		Creighton	W, 98-83
12/19		Providence	L, 70-71
12/21		North Dakota	W, 106-65

Los Angeles Classic

12/28		at USC	W, 71-65
12/29		vs. Utah (n)	L, 88-92
12/30		vs. Minnesota (n)	W, 76-74

1/4		Wisconsin	W, 92-62
1/9		at Michigan State	W, 85-78
1/11	--/5	Indiana	L, 76-85
1/16		Michigan State	W, 111-68
1/18	--/5	at Indiana	W, 74-68
1/29	--/1	vs. UCLA	W, 87-82
2/6		Northwestern	W, 78-72
2/8	--/1	at Michigan	L, 66-81
2/13		at Ohio State	W, 82-81
2/20		Purdue	W, 111-85
2/23		at Illinois	L, 80-97
2/27		at Purdue	L, 68-76
3/2	--/6	Minnesota	L, 70-78
3/6		Illinois	W, 94-84
3/9		at Minnesota#	L, 84-85

1965-66 (17-7, 8-6 Big Ten/T-3rd)

Pos	#	Starters	Ppg
F	52	Gary Olson (Sr.)	10.0
F	44	Ben McGilmer (So.)	10.8
C	45	George Peeples (Sr.)	17.8
G	32	Chris Pervall (Sr.)	19.1
G	11	Denny Pauling (Sr.)	7.8
Reserves			
F	23	Gerry Jones (Jr.)	15.8
F	15	Huston Breedlove (So.)	1.9
G	25	Tom Chapman (Jr.)	2.0

Date	AP Rank UI/Opp	Opponent	Result
12/2		Pepperdine	W, 111-50
12/4		at Evansville	W, 80-73
12/6		Southern Illinois	W, 69-58
12/8		Creighton	W, 103-77
12/11		at Drake	W, 66-60
12/15		Washington	W, 99-70
12/18		Drake	W, 69-51

Sun Bowl Tournament

12/29	4/--	vs. Arkansas (n)	W, 77-75
12/30	4/--	at UTEP	L, 68-86

1/8	7/--	at Wisconsin	L, 68-69
1/10		Northwestern	W, 70-58
1/17		at Indiana	L, 61-73
1/22		Michigan State	W, 90-76
1/24		Ohio State	W, 98-89
2/5		at Detroit	W, 107-73
2/7		at Purdue	L, 58-66
2/12		at Northwestern	L, 73-81
2/15		Minnesota	W, 96-87
2/19		at Ohio State	W, 86-80
2/21	--/10	Michigan	W, 91-82
2/26		Wisconsin	W, 80-70
2/28		at Michigan	L, 88-103
3/5		at Illinois	L, 90-106
3/7		Indiana	W, 82-77

1966-67 (16-8, 9-5 Big Ten/3rd)

Pos	#	Starters	Ppg
F	23	Gerry Jones (Sr.)	18.6
F	53	Sam Williams (Jr.)	22.6
C	51	Huston Breedlove (Jr.)	8.4
G	25	Tom Chapman (Sr.)	16.8
G	24	Chris Phillips (Jr.)	5.7
Reserves			
G	11	Ron Norman (Jr.)	6.6
G	13	Dave White (Sr.)	2.6
F	10	Dick Agnew (Jr.)	1.5

Date	AP Rank UI/Opp	Opponent	Result
12/2		at Washington	W, 66-50
12/3		at Washington	L, 65-76
12/5		at Creighton	L, 68-69
12/10		at Drake	W, 90-83
12/17		Drake	W, 83-75
12/21		California	W, 72-62
12/23		Stanford	W, 77-74
12/28		Wichita State	W, 94-76
12/30	--/7	vs. Cincinnati	W, 78-69
1/7		Indiana	W, 84-73
1/14		at Michigan State	L, 70-79
1/21		at Northwestern	L, 88-90
1/23		Michigan	W, 91-81
2/4		at Loyola (IL)	L, 87-98
2/6		Illinois	W, 96-89
2/11		at Ohio State	W, 73-72
2/14		Northwestern	W, 80-75
2/18		Wisconsin###	L, 95-96
2/21		at Minnesota	L, 86-88
2/25		at Indiana#	W, 75-74
2/27		Purdue	L, 75-78
3/4		Ohio State	W, 90-56
3/7		at Wisconsin#	W, 90-87
3/11		at Michigan	W, 83-76

1967-68 (16-9, 10-4 Big Ten/T-1st)

Pos	#	Starters	Ppg
F	44	Glenn Vidnovic (So.)	13.9
F	53	Sam Williams (Sr.)	25.3
C	4	Dick Jensen (So.)	6.6
G	11	Ron Norman (Jr.)	9.7
G	43	Chad Calabria (So.)	13.9
Reserves			
F	51	Huston Breedlove (Sr.)	4.3
G	42	Rolly McGrath (Sr.)	3.1
F	10	Rich Agnew (Sr.)	2.7

Date	AP Rank UI/Opp	Opponent	Result
12/2		Bowling Green	W, 79-73
12/4		Southern Illinois	W, 61-49
12/16		Drake	L, 65-74
12/18		UTEP	W, 59-53
12/22		at California	L, 73-79
12/23		at Stanford	L, 86-87

Los Angeles Classic

12/28	--/4	vs. Tennessee (n) #	W, 64-59
12/29		vs. Wyoming (n) ##	L, 87-94
12/30		vs. Saint Louis (n) #	W, 80-77

1/6		at Northwestern	L, 67-76
1/8		Loyola (IL)	W, 71-65
1/13		Ohio State#	W, 74-72
1/20		Minnesota	W, 82-70
1/23		at Michigan State	W, 76-71
2/3		at Illinois	L, 63-66
2/7		Purdue	W, 94-87
2/10		at Michigan	W, 99-86
2/17		Wisconsin	W, 69-61
2/20		at Purdue	L, 73-86
2/24		at Indiana	W, 78-70
2/27		Michigan State	W, 76-58
3/2		Illinois	W, 61-56
3/4		at Minnesota	W, 91-72
3/9		Michigan	L, 70-71
3/12		vs. Ohio State (B1G Playoff)	L, 81-85

1968-69 (12-12, 5-9 Big Ten/T-8th)

Pos	#	Starters	Ppg
F	44	Glenn Vidnovic (Jr.)	15.7
F	50	John Johnson (Jr.)	19.7
C	4	Dick Jensen (Jr.)	8.1
G	24	Chris Phillips (Sr.)	8.8
G	43	Chad Calabria (Jr.)	14.2
Reserves			
F	14	Ben McGilmer (Jr.)	13.5
G/F	11	Ron Norman (Sr.)	5.1
F	44	Omar Hazley (So.)	1.6

Date	AP Rank UI/Opp	Opponent	Result
11/30		Cal Poly	W, 91-73
12/4	20/--	Northern Michigan	W, 99-69
12/7	20/--	UW-Milwaukee	W, 116-80
12/12	19/--	at Wichita State	L, 88-93
12/14	19/--	at Drake	L, 74-89
12/19		North Dakota	W, 91-59
12/21		Creighton	W, 100-73

Sugar Bowl Tournament

12/30		vs. Houston (n)	W, 95-87
12/31		vs. Duke (n)	L, 82-85

1/4		at Michigan#	L, 92-99
1/11		Indiana	W, 91-72
1/14		Michigan State	W, 77-76
1/17		Minnesota	W, 89-68
2/1	--/4	vs. Davidson	W, 76-61
2/4	--/9	at Purdue	L, 87-99
2/8	--/10	at Illinois	L, 69-98
2/11		Northwestern#	W, 84-80
2/15		Michigan	L, 85-86
2/18		at Michigan State	L, 60-78
2/22	--/10	at Ohio State	L, 81-88
2/25	--/15	Illinois	W, 74-53
2/28	--/9	Purdue	L, 85-97
3/4		at Minnesota	L, 65-71
3/8		at Wisconsin	L, 74-84

1969-70 (20-5, 14-0 Big Ten/1st)

Pos	#	Starters	Ppg
F	44	Glenn Vidnovic (Sr.)	17.3
F	50	John Johnson (Sr.)	27.9
C	4	Dick Jensen (Sr.)	3.1
G	32	Fred Brown (Jr.)	17.9
G	43	Chad Calabria (Sr.)	19.1
Reserves			
F	14	Ben McGilmer (Sr.)	10.3
F	40	Omar Hazley (Jr.)	2.2
F	24	Ken Grabinski (So.)	1.4

Date	AP Rank UI/Opp	Opponent	Result
12/6		at Southern Illinois	L, 67-73
12/9		St. Francis (PA)	W, 81-68
12/11	--/7	Duquesne	W, 98-87
12/18		at Cincinnati	L, 105-114
12/20		Creighton	L, 88-97
12/22		Drake	W, 101-78

Rainbow Classic

12/26		vs. St. John's (n)	L, 55-57
12/30		at Hawai'i	W, 111-60

1/3	--/17	Purdue	W, 94-88
1/6		at Michigan	W, 107-99
1/10		at Wisconsin	W, 92-74
1/24	18/--	Tennessee Tech	W, 96-68
1/31	20/--	Indiana	W, 100-93
2/3	20/--	Minnesota	W, 90-77
2/7	20/--	at Indiana	W, 104-89
2/10	14/--	Wisconsin	W, 119-100
2/14	14/--	Michigan State	W, 103-77
2/17	11/--	at Illinois	W, 83-81
2/21	11/--	at Ohio State	W, 97-89
2/24	9/--	Northwestern	W, 116-97
2/28	9/--	at Purdue	W, 108-107
3/3	8/--	Ohio State	W, 113-92
3/7	8/--	at Northwestern	W, 115-101

NCAA Tourney (Mideast)

3/12	8/6	vs. Jacksonville (n)	L, 103-104
3/14	8/15	vs. Notre Dame (n)	W, 121-106

**Coach Dick Schultz****1970-71 (9-15, 4-10 Big Ten/T-7th)**

Pos	#	Starters	Ppg
F	40	Omar Hazley (Sr.)	6.4
F	24	Ken Grabinski (Jr.)	8.9
C	44	Kevin Kunnert (So.)	10.0
G	32	Fred Brown (Sr.)	27.6
G	11	Gary Lusk (Jr.)	8.2
Reserves			
F	14	Sam Williams (So.)	7.8
F/G	42	Lynn Rowat (Jr.)	6.2
G	4	Glenn Angelino (So.)	4.4

Date	AP Rank UI/Opp	Opponent	Result
12/4		at Creighton	L, 73-98
12/5		at Nebraska	L, 71-73
12/8		Ashland (OH)	W, 82-56
12/12	--/7	at Drake	L, 70-72
12/14		at Bowling Green	W, 89-78
12/17		Cincinnati#	L, 70-73
12/21		Hardin-Simmons	W, 90-77
12/23		Iowa State	W, 87-68
1/2		Wyoming	W, 87-84
1/9		Ohio State	L, 76-97
1/12		at Michigan State	L, 81-84
1/22		at Cincinnati	L, 69-73
1/30		at Northwestern	W, 87-85
2/2	--/15	Illinois	W, 92-84
2/6		at Wisconsin	W, 93-91
2/13		Indiana	L, 84-86
2/16		at Minnesota	L, 76-88
2/20		Purdue	L, 85-87
2/23	--/18	at Ohio State	L, 71-80
2/27		Wisconsin	L, 83-89
3/2		Northwestern	W, 78-64
3/6	--/18	at Indiana	L, 88-104
3/9		Michigan	L, 82-86
3/13		at Purdue	L, 84-110

1971-72 (11-13, 5-9 Big Ten/T-8th)

Pos	#	Starters	Ppg
F	15	Neil Fegebank (So.)	9.5
F	53	Jim Collins (So.)	9.0
C	44	Kevin Kunnert (Jr.)	18.2
G	43	Rick Williams (Jr.)	19.5
G	11	Gary Lusk (Sr.)	8.7
Reserves			
G	4	Glenn Angelino (Jr.)	6.1
F	35	Harold Sullinger (So.)	5.9
F	24	Ken Grabinski (Sr.)	2.1

Date	AP Rank UI/Opp	Opponent	Result
12/1		Hardin-Simmons	W, 80-58
12/4	--/1	at UCLA	L, 72-106
12/7		at UTEP	L, 57-65
12/10		at Duquesne	L, 75-80
12/13		Nevada	W, 87-85
12/18		at Iowa State	L, 94-97
12/21		Nebraska	W, 86-77
12/30		Drake	W, 89-83
1/3		Kansas	W, 81-68
1/8		at Wisconsin	L, 80-81
1/11		Northwestern	W, 76-67
1/22	--/5	vs. South Carolina	W, 91-85
1/25		at Michigan	L, 86-90
1/29	--/16	Minnesota	L, 50-61
2/1	--/9	at Ohio State	L, 77-82
2/5	--/19	at Minnesota	L, 52-53
2/8	--/7	Ohio State	W, 80-67
2/12		Michigan State	L, 91-100
2/15		Illinois#	W, 87-84
2/19		at Indiana	L, 79-86
2/26		at Michigan State	W, 102-98
3/4		Purdue	L, 85-87
3/7		at Illinois	L, 84-91
3/11		Michigan	W, 95-69

1972-73 (13-11, 6-8 Big Ten/T-6th)

Pos	#	Starters	Ppg
F	15	Neil Fegebank (Jr.)	10.0
F	53	Jim Collins (Jr.)	7.3
C	44	Kevin Kunnert (Sr.)	19.2
G	43	Rick Williams (Sr.)	13.8
G	10	Candy LaPrince (Jr.)	12.6
Reserves			
G	25	Reggie Vaughan (Jr.)	5.5
F	32	Larry Parker (Fr.)	3.6
G	4	Glenn Angelino (Sr.)	3.4

Date	AP Rank UI/Opp	Opponent	Result
12/1		Chicago State	W, 101-44
12/4	--/8	at Kentucky	W, 79-66
12/9		at Kansas	W, 69-56
12/13	--/20	Kansas State	L, 62-68
12/23	--/3	Marquette	L, 61-69
12/27		at Drake	L, 80-98
12/30		Minnesota-Duluth	W, 92-72
1/2		Iowa State	W, 66-57
1/6	--/6	Minnesota#	W, 65-62
1/8		at Michigan	L, 59-71
1/13		at Illinois	L, 78-80
1/15		Michigan State	L, 74-76
1/20		at Ohio State	L, 72-75
1/27		UNC-Charlotte	W, 72-49
1/29		Michigan	W, 75-68
2/3		at Michigan State	L, 89-94
2/10		at Bradley	W, 90-73
2/12		Ohio State	L, 80-86
2/17		Wisconsin	W, 100-76
2/19		at Northwestern#	W, 94-83
2/24	--/17	at Purdue	L, 66-74
3/3	--/12	Indiana	L, 64-80
3/5	--/3	at Minnesota	W, 79-77
3/10		Illinois	W, 93-76

1973-74 (8-16, 5-9 Big Ten/7th)

Pos.	#	Starters	Ppg
F	15	Neil Fegebank (Sr.)	14.1
F	32	Larry Parker (So.)	5.5
C	53	Jim Collins (Sr.)	8.4
G	42	John Hairston (Fr.)	7.8
G	10	Candy LaPrince (Sr.)	19.0
Reserves			
G	34	Scott Thompson (So.)	7.4
C	43	Nate Washington (So.)	7.0
C	50	Mike Gatens (So.)	1.6

Date	AP Rank UI/Opp	Opponent	Result
12/1		Northern Illinois	W, 85-83
12/4		Drake	W, 70-55
12/8	--/7	at Marquette	L, 70-86
12/11	--/15	at Kansas State	L, 67-105
12/14		Kentucky	L, 80-88
12/22		at Wyoming	L, 79-86
12/29		Wisc.-Green Bay#	W, 74-67
1/2		Kansas	L, 71-72
1/5		Minnesota	W, 66-55
1/7		at Iowa State	L, 77-94
1/12		at Northwestern	L, 67-87
1/17	--/1	at UCLA	L, 44-68
1/19	--/12	Indiana	L, 51-55
1/21		at Michigan State	L, 86-95
1/26	--/15	Michigan#	L, 84-86
2/2		at Indiana	L, 50-85
2/9		at Wisconsin	L, 87-113
2/11		Purdue###	W, 112-111
2/16		Ohio State	W, 69-67
2/18		at Purdue	L, 78-99
2/23		at Illinois	L, 84-91
3/2		Northwestern	W, 85-76
3/4		Wisconsin	L, 58-74
3/9		at Minnesota	W, 60-50

Coach Lute Olson**1974-75 (10-16, 7-11 Big Ten/7th)**

Pos.	#	Starters	Ppg
F	33	Dan Frost (Jr.)	14.7
F	32	Larry Parker (Jr.)	10.3
C	53	Bruce King (So.)	11.5
G	34	Scott Thompson (Jr.)	10.0
G	11	Larry Moore (Jr.)	10.3
Reserves			
C	52	Fred Haberecht (Jr.)	9.1
G	14	John Hairston (So.)	4.6
G	4	Archie Mays (So.)	3.9

Date	AP Rank UI/Opp	Opponent	Result
11/30		VCU	W, 95-80
12/3		at Drake	W, 86-81
12/7	--/7	at Kansas	L, 54-89
12/12		at Iowa State	W, 77-66
12/21		San Jose State###	L, 103-105

Far West Classic

12/27		vs. Oregon State (n)	L, 60-97
12/28		vs. Wake Forest (n)	L, 71-92
12/30		vs. Boston College (n)	L, 81-86

1/2		at Northwestern	W, 75-73
1/4		Illinois	W, 95-70
1/6		Purdue	L, 54-63
1/11	--/1	at Indiana	L, 49-102
1/13		at Ohio State	L, 77-94
1/18	--/19	Michigan	L, 70-75
1/20		Michigan State	W, 83-79
1/25	--/17	Minnesota	W, 53-44
2/1		at Wisconsin#	L, 85-86
2/3		at Purdue	L, 72-107
2/8	--/1	Indiana	L, 56-79
2/10		Ohio State	L, 69-75
2/15		at Michigan	L, 75-99
2/17		at Michigan State	L, 78-90
2/22		at Minnesota	L, 67-68
3/1		Wisconsin	W, 75-68
3/3		Northwestern##	W, 65-58
3/8		at Illinois	W, 73-70

1975-76 (19-10, 9-9 Big Ten/5th)

Pos.	#	Starters	Ppg
F	54	Bruce King (Jr.)	18.6
F	30	Dan Frost (Sr.)	17.1
C	52	Fred Haberecht (Sr.)	6.1
G	34	Scott Thompson (Sr.)	19.5
G	10	Cal Wulfsberg (Sr.)	5.2
Reserves			
C	50	Mike Gatens (Sr.)	4.9
G	23	Archie Mays (Jr.)	4.4
G	20	Dick Peth (Fr.)	3.8

Date	AP Rank UI/Opp	Opponent	Result
11/29		Augustana (SD)	W, 111-81
12/2		Nebraska	W, 72-65
12/6		Northeast Louisiana	W, 97-87
12/8		at Bradley	W, 100-96
12/12		at Iowa State	W, 91-77
12/20		U.S. International	W, 67-52
12/23		Drake	W, 77-73

Rainbow Classic

12/27		vs. Holy Cross (n)	W, 98-75
12/29		vs. Arizona (n)	W, 82-80
12/30		vs. USC (n)	L, 73-81

1/3		Illinois	W, 84-60
1/5		at Michigan State	L, 88-105
1/10	--/17	at Minnesota	W, 71-68
1/17		at Wisconsin	W, 81-71
1/19		at Northwestern#	L, 92-99
1/24		Ohio State	W, 78-67
1/26	--/1	Indiana	L, 73-88
1/31	--/15	at Michigan	L, 95-104
2/2		at Purdue	L, 76-91
2/7		Minnesota	W, 65-58
2/10		at Drake	W, 71-65

YEAR-BY-YEAR SCORES

IOWA BASKETBALL



2023-24 MEDIA GUIDE

2/14		Wisconsin	W, 96-82
2/16		Northwestern	W, 81-68
2/21		at Ohio State	W, 69-66
2/23	--/1	at Indiana	L, 81-101
2/28	--/13	Michigan	L, 74-88
3/1		Michigan State	L, 88-93
3/3		Purdue	L, 78-94
3/6		at Illinois	W, 82-70

1976-77 (20-7, 12-6 Big Ten/4th)

Pos.	#	Starters	Ppg
F	44	Clay Hargrave (So.)	8.4
F	40	Terry Drake (Jr.)	6.7
C	54	Bruce King (Sr.)	21.0
G	10	Cal Wulfsberg (Sr.)	5.9
G	12	Ronnie Lester (Fr.)	13.4

Reserves

G	20	Dick Peth (So.)	9.1
F	24	William Mayfield (So.)	5.7
G	34	Tom Norman (So.)	4.9

Date	AP Rank UI/Opp	Opponent	Result
11/27		at Nebraska	W, 71-57
11/29		Kent State	W, 84-55
12/4		at Drake	W, 86-71
12/6		Bradley	W, 90-77
12/10		California	W, 94-73
12/18		Iowa State	W, 85-64
12/21		Drake	W, 82-69

Lobo Classic

12/29		at New Mexico	L, 83-96
12/30		vs. Pittsburgh (n)	W, 103-80

1/8	--/13	at Minnesota+	W, 68-78
1/13		at Purdue	L, 76-87
1/15		at Illinois#	W, 84-81
1/17	--/5	Michigan	L, 75-99
1/22		Northwestern	W, 76-74
1/27		Ohio State	W, 84-66
1/29		at Indiana	L, 65-81
2/5		Wisconsin	W, 90-73
2/7		Michigan State	W, 87-79
2/12	--/8	Minnesota+	W, 58-61
2/14		at Ohio State#	W, 74-70
2/17	--/5	at Michigan	L, 80-91
2/19		at Michigan State	L, 79-81
2/24		Illinois	W, 76-64
2/26		Purdue	L, 70-81
2/28		Indiana	W, 80-73
3/3		at Northwestern	W, 78-60
3/5		at Wisconsin##	W, 94-93

1977-78 (12-15, 5-13 Big Ten/8th)

Pos.	#	Starters	Ppg
F	44	Clay Hargrave (Jr.)	9.9
F	24	William Mayfield (Jr.)	9.8
C	50	Larry Olsthoorn (So.)	8.9
G	34	Tom Norman (Jr.)	7.6
G	12	Ronnie Lester (So.)	19.9

Reserves

G	20	Dick Peth (Jr.)	7.2
F	32	Vince Brookins (Fr.)	6.4
C	52	Steve Waite (Fr.)	5.5

Date	AP Rank UI/Opp	Opponent	Result
11/26		at Iowa State	L, 78-79
11/28		at Kent State	W, 82-64
12/1		Mankato State	W, 91-71
12/3		Cal-Northridge	W, 66-63
12/10		at California	W, 75-70
12/17		Denver	W, 107-65

Rebel Roundup

12/20		vs. Tennessee (n)	W, 92-86
12/21	--/9	at UNLV	L, 84-85

12/30		Drake	W, 89-87
1/5	--/11	at Indiana	L, 51-69
1/7		at Ohio State	W, 87-75
1/12		Michigan	L, 56-66
1/14		Purdue	W, 66-60
1/19		at Northwestern	L, 59-62

1/21	--/10	at Michigan State	L, 58-68
1/26		Illinois	L, 61-70
1/30		Wisconsin	W, 88-73
2/2		at Minnesota	L, 71-82
2/4		at Wisconsin	L, 72-82
2/9	--/10	Michigan State	L, 70-71
2/11		Minnesota	L, 65-78
2/16		Northwestern	W, 76-74
2/18		at Illinois	L, 76-77
2/23		at Purdue	L, 69-82
2/25		at Michigan	L, 76-82
3/2		Ohio State	W, 87-70
3/4		Indiana	L, 55-71

1978-79 (20-8, 13-5 Big Ten/T-1st)

Pos.	#	Starters	Ppg
F	24	William Mayfield (Sr.)	12.9
F	40	Kevin Boyle (Fr.)	11.9
C	52	Steve Waite (So.)	6.4
G	20	Dick Peth (Sr.)	6.7
G	12	Ronnie Lester (Jr.)	18.7

Reserves

G	34	Tom Norman (Sr.)	7.7
C	54	Steve Krafcsin (So.)	7.2
F	32	Vince Brookins (So.)	3.8

Date	AP Rank UI/Opp	Opponent	Result
11/25		Kent State	W, 111-76
11/28		Wichita State	W, 91-67
12/2		at Colorado State	L, 69-72
12/9		at Drake	L, 69-72
12/11		Iowa State	W, 67-66
12/16		at Illinois Wesleyan	W, 95-55
12/23		Drake	W, 112-73

Cabrillo Classic

12/29		vs. Pennsylvania (n) ##	W, 87-84
12/30		vs. Stanford (n)	W, 83-68

1/4		at Northwestern	W, 65-57
1/6	--/13	at Michigan	W, 85-79
1/11		Ohio State	L, 67-72
1/14		Indiana	W, 90-61
1/18		at Purdue	W, 56-46
1/20	--/6	at Michigan State#	L, 72-83
1/25	--/8	Illinois	W, 58-52
1/27		Minnesota	W, 81-64
2/1		at Wisconsin	W, 70-64
2/3		at Minnesota	W, 97-71
2/8	15/10	Michigan State	L, 57-60
2/10	15/--	Wisconsin	W, 79-65
2/15	14/13	Purdue	W, 75-72
2/17	14/--	at Illinois	W, 67-53
2/22	12/--	at Indiana	L, 62-64
2/24	12/14	at Ohio State	W, 83-68
3/1	11/--	Michigan	L, 53-61
3/3	11/--	Northwestern	W, 95-64

NCAA Tournament (Midwest)

3/10	14/--	vs. Toledo (n)	L, 72-74
------	-------	----------------	----------

1979-80 (23-10, 10-8 Big Ten/4th)

Pos.	#	Starters	Ppg
F	52	Steve Waite (Jr.)	8.0
F	32	Vince Brookins (Jr.)	11.0
C	54	Steve Krafcsin (Jr.)	12.3
G	40	Kevin Boyle (So.)	11.8
G	30	Kenny Arnold (So.)	13.5

Reserves

G	12	Ronnie Lester (Sr.)	14.8
G	24	Bob Hansen (Fr.)	5.6
F	44	Mark Gannon (Fr.)	5.6

Date	AP Rank UI/Opp	Opponent	Result
12/1		Northern Illinois	W, 86-43
12/3	20/--	Colorado State	W, 113-66
12/6	20/--	UNI	W, 78-46
12/8	20/--	at Detroit	W, 80-54
12/11	17/--	at Wichita State	W, 81-62
12/15	17/--	at Iowa State	W, 67-64

Date	AP Rank UI/Opp	Opponent	Result
12/21	13/--	vs. Mississippi State (n)	W, 81-62
12/22	13/--	at Dayton	W, 61-54

12/29	11/--	Drake	W, 77-66
1/3	10/20	at Illinois	W, 72-71
1/5	10/--	at Michigan	L, 65-68
1/10	12/3	Ohio State	L, 71-77
1/12	12/--	Wisconsin	W, 66-65
1/17	13/19	at Indiana	L, 69-81
1/19	13/--	at Michigan State	L, 67-75
1/24		Northwestern	W, 86-64
1/26		Minnesota	W, 80-73
1/31	--/17	at Purdue	L, 56-70
2/2		at Minnesota	W, 73-63
2/7		Michigan State#	W, 44-39
2/9	--/12	Purdue	W, 74-59
2/14	20/--	Indiana	L, 55-66
2/16	20/--	at Northwestern	W, 60-58
2/21		at Wisconsin	L, 58-62
2/23	--/11	at Ohio State	L, 69-70
2/28		Michigan	W, 83-67
3/1		Illinois	W, 75-71

NCAA Tournament (East)

3/6		vs. VCU (n)	W, 86-72
3/8	--/19	vs. N.C. State (n)	W, 77-64
3/14	--/3	vs. Syracuse (n)	W, 88-77
3/16	--/20	vs. Georgetown (n)	W, 81-80
3/22	--/4	vs. Louisville (n)	L, 72-80
3/24	--/18	vs. Purdue (n)	L, 58-75

1980-81 (21-7, 13-5 Big Ten/2nd)

Pos.	#	Starters	Ppg
F	52	Steve Waite (Sr.)	5.2
F	32	Vince Brookins (Sr.)	14.7
C	54	Steve Krafcsin (Sr.)	11.4
G	40	Kevin Boyle (Jr.)	9.9
G	30	Kenny Arnold (Jr.)	11.7

Reserves

G	24	Bob Hansen (So.)	8.4
F	44	Mark Gannon (So.)	5.7
G	15	Steve Carfino (Fr.)	4.5

Date	AP Rank UI/Opp	Opponent	Result
11/29	14/--	at Northern Illinois	W, 61-47
12/1	12/--	Detroit	W, 98-55

Fiesta Classic

12/6	12/--	vs. Cincinnati (n)	W, 69-64
12/7	12/--	Arizona State	L, 88-96

12/9	16/--	Nevada	W, 112-71
12/13	16/--	at Drake	W, 90-68
12/20	16/--	Iowa State	W, 85-59
12/30	14/--	UNI	W, 86-52
1/3	14/--	Wisconsin-Eau Claire	W, 86-62
1/8	11/--	Ohio State	L, 56-58
1/10	11/--	Michigan State	W, 65-57
1/15	14/--	at Wisconsin	W, 76-66
1/17	14/9	at Michigan	W, 73-58
1/22	9/--	at Indiana	W, 56-53
1/24	9/--	Minnesota	L, 48-60
1/29	13/--	Purdue	W, 84-67
1/31	13/--	at Illinois	L, 66-79
2/5	15/--	at Northwestern	W, 76-65
2/7	15/18	Illinois	W, 72-66
2/12	14/--	at Minnesota#	W, 60-58
2/14	14/--	Northwestern	W, 82-64
2/19	12/16	Indiana	W, 78-65
2/21	12/--	at Purdue	W, 67-62
2/26	8/--	Michigan	W, 69-66
2/28	8/--	Wisconsin	W, 96-75
3/5	8/--	at Michigan State#	L, 70-71
3/7	8/--	at Ohio State	L, 70-78

NCAA Tournament (Midwest)

3/15	8/--	vs. Wichita State (n)	L, 56-60
------	------	-----------------------	----------



1981-82 (21-8, 12-6 Big Ten/T-2nd)

Pos.	#	Starters	Ppg
F	44	Mark Gannon (Jr.)	8.5
F	40	Kevin Boyle (Sr.)	6.5
C	42	Michael Payne (Fr.)	11.4
G	15	Steve Carfino (So.)	8.4
G	30	Kenny Arnold (Sr.)	10.0
Reserves			
G	24	Bob Hansen (Jr.)	12.0
C	41	Greg Stokes (Fr.)	5.7
G	25	Todd Berkenpas (Fr.)	3.2

Date	AP Rank UI/Opp	Opponent	Result
11/28	9/--	Northern Illinois	W, 84-66
11/30	6/--	Nebraska-Omaha	W, 71-58
12/5	6/--	at Marquette#	W, 68-65
12/8	6/--	at Iowa State	W, 79-68
12/12	6/--	UNI	W, 84-53

Kettle Classic

12/18	6/--	vs. Clemson (n)	W, 80-68
12/19	6/--	at Houston	L, 52-62

12/30	10/--	Drake	W, 60-49
1/2	10/--	at South Carolina	W, 57-47
1/7	7/--	Purdue	W, 62-40
1/9	7/--	Illinois	W, 56-50
1/14	5/11	at Minnesota	L, 56-61
1/16	5/--	at Wisconsin	W, 78-62
1/21	6/--	at Northwestern	W, 49-48
1/23	6/--	Michigan	W, 56-38
1/28	6/--	at Michigan State	W, 57-56
1/30	6/--	Ohio State	W, 76-66
2/4	5/--	Indiana	W, 62-40
2/6	5/--	at Ohio State#	W, 69-65
2/11	5/--	Northwestern	W, 62-49
2/13	5/--	at Indiana	L, 58-73
2/18	7/--	Michigan State	W, 59-53
2/20	7/--	at Michigan	L, 58-68
2/25	11/--	Wisconsin	W, 79-55
2/27	11/13	Minnesota###	L, 55-57
3/4	11/--	at Illinois#	L, 67-73
3/6	11/--	at Purdue	L, 65-66

NCAA Tournament (West)

3/12	11/--	vs. Northeast Louisiana (n)	W, 70-63
3/14	11/6	vs. Idaho# (n)	L, 67-69

1982-83 (22-9, 11-7 Big Ten/T-2nd)

Pos.	#	Starters	Ppg
F	42	Michael Payne (So.)	10.6
F	44	Mark Gannon (Sr.)	6.9
C	41	Greg Stokes (So.)	17.7
G	24	Bob Hansen (Sr.)	15.4
G	15	Steve Carfino (Jr.)	10.6
Reserves			
G	14	Andre Banks (Fr.)	2.7
G	25	Todd Berkenpas (So.)	2.3
F	34	Craig Anderson (Jr.)	1.7

Date	AP Rank UI/Opp	Opponent	Result
11/27	11/--	at BYU	W, 91-80
11/29	10/--	at Drake	W, 68-63

Hawkeye Invitational

12/3	10/--	Navy	W, 76-65
12/4	10/--	Hawai'i	W, 99-67

12/8	7/16	Marquette	W, 87-66
12/11	7/--	USC	W, 66-55
12/18	7/4	at UCLA	L, 66-75

Rochester Classic

12/28	9/--	vs. James Madison (n)	W, 47-45
12/29	9/--	vs. Seton Hall (n)	W, 85-63

1/5	8/--	Michigan State	L, 59-61
1/8	8/--	Michigan	W, 79-72
1/13	12/--	at Northwestern	W, 66-57
1/15	12/--	Iowa State	W, 73-56
1/20	10/16	at Minnesota	W, 68-52
1/22	10/--	at Wisconsin+	L, 62-65
1/27	14/--	Ohio State##	L, 83-89

1/29	14/2	Indiana	W, 63-48
2/3	13/--	at Illinois	L, 61-62
2/5	13/--	at Purdue	L, 57-60
2/10	20/18	Purdue	W, 55-46
2/12	20/--	Illinois	W, 68-66
2/16	16/2	at Indiana	W, 58-57
2/19	16/20	at Ohio State	L, 69-85
2/24	17/--	Wisconsin	W, 93-63
2/27	17/--	Minnesota	L, 69-71
3/3		Northwestern	W, 63-50
3/10		at Michigan	L, 60-66
3/12		at Michigan State	W, 75-57

NCAA Tournament (Midwest)

3/17		vs. Utah State (n)	W, 64-59
3/19	--/12	vs. Missouri (n)	W, 77-63
3/25	--/13	vs. Villanova (n)	L, 54-55

Coach George Raveling

1983-84 (13-15, 6-12 Big Ten/T-7th)

Pos.	#	Starters	Ppg
F	42	Michael Payne (Jr.)	9.3
F	34	Craig Anderson (Sr.)	4.1
C	41	Greg Stokes (Jr.)	14.9
G	15	Steve Carfino (Sr.)	11.7
G	14	Andre Banks (So.)	4.5
Reserves			
C	54	Brad Lohaus (So.)	6.8
G	25	Todd Berkenpas (Jr.)	3.9
F	35	Bryan Boyle (So.)	2.0

Date	AP Rank UI/Opp	Opponent	Result
11/26	7/--	Illinois Wesleyan	W, 86-60

Hawkeye Invitational

12/2	5/--	Baylor	W, 67-44
12/3	5/10	Oregon State	W, 56-45

12/7	5/--	at Louisville	L, 58-79
12/10	5/18	at Oregon State	L, 48-53
12/19		Colorado	W, 72-56
12/21		Drake	W, 66-43

Winston Tire Classic

12/29		at USC	W, 62-61
12/30	--/17	vs. Memphis (n)	W, 73-66

1/4		at Michigan State	L, 72-73
1/7		at Michigan	L, 49-53
1/12		Northwestern	W, 42-39
1/14		at Iowa State##	L, 72-76
1/19		Minnesota	L, 49-56
1/21		Wisconsin	W, 75-62
1/26		at Ohio State	L, 54-65
1/28		at Indiana	L, 47-54
2/2	--/8	Illinois##	L, 52-54
2/4	--/16	Purdue	L, 46-48
2/9	--/11	at Purdue	L, 58-79
2/12	--/8	at Illinois	L, 53-73
2/16	--/17	Indiana	L, 45-49
2/18		Ohio State	W, 74-60
2/23		at Wisconsin	W, 63-55
2/25		at Minnesota	W, 62-50
3/1		at Northwestern	W, 57-48
3/7		Michigan	L, 46-53
3/11		Michigan State	L, 44-51

1984-85 (21-11, Big Ten 10-8/5th)

Pos.	#	Starters	Ppg
F	3	Gerry Wright (So.)	9.7
F	42	Michael Payne (Sr.)	7.1
C	41	Greg Stokes (Sr.)	19.9
G	20	Jeff Moe (Fr.)	7.7
G	25	Todd Berkenpas (Sr.)	5.7
Reserves			
G	14	Andre Banks (Jr.)	6.6
F	44	Al Lorenzen (Fr.)	6.2
F	4	Bill Jones (Fr.)	4.2

Date	AP Rank UI/Opp	Opponent	Result
11/24		Arkansas-Little Rock	W, 76-47
11/26		Gonzaga	W, 62-40

11/28		Morehead State	W, 89-46
12/1		George Mason	W, 111-82
12/4		Iowa State	L, 50-54

Hawkeye Invitational

12/7		Boston University	W, 67-53
12/8		Texas Tech	W, 58-48

12/12		Georgia State	W, 89-40
12/15		Illinois Wesleyan	W, 99-39
12/22		South Carolina	W, 88-78

Rainbow Classic

12/25		vs. Maryland (n)#	L, 68-70
12/27		vs. Cornell - NY (n) #	W, 59-56
12/28		vs. Arkansas (n)	W, 71-52

1/3		Purdue	W, 75-63
1/5	--/6	Illinois	W, 64-60
1/12	19/--	at Minnesota	L, 57-65
1/17	--/19	at Michigan State	W, 79-65
1/19		at Michigan###	L, 67-69
1/24		Northwestern	W, 66-47
1/26		Wisconsin	W, 105-65
1/31		at Indiana	W, 72-59
2/2		at Ohio State	W, 67-58
2/6	12/--	Minnesota	W, 70-65
2/14	11/3	Michigan	L, 52-56
2/16	11/--	Michigan State	L, 55-57
2/20	14/--	at Wisconsin	L, 53-54
2/23	14/--	at Northwestern	L, 58-78
2/28		Ohio State	W, 87-82
3/3		Indiana	W, 70-50
3/7		at Illinois#	L, 53-59
3/9		at Purdue	L, 54-60

NCAA Tournament (West)

3/14		vs. Arkansas (n)	L, 54-63
------	--	------------------	----------

1985-86 (20-12, Big Ten 10-8/6th)

Pos.	#	Starters	Ppg
F	3	Gerry Wright (Jr.)	10.7
F	23	Roy Marble (Fr.)	12.5
C	44	Al Lorenzen (So.)	10.0
G	14	Bill Jones (So.)	9.6
G	4	Andre Banks (Sr.)	10.3

Reserves

G	20	Jeff Moe (So.)	6.0
F	25	Ed Horton (Fr.)	3.7
C	54	Brad Lohaus (Jr.)	3.6

Date	AP Rank UI/Opp	Opponent	Result
11/22		at Hawaii-Hilo	W, 80-69
11/23		at Hawaii-Pacific	W, 85-68
11/25		vs. Arkansas-Little Rock# (n)	W, 108-99
11/30		Abilene Christian	W, 92-62
12/3	18/--	at Drake	W, 55-43

Hawkeye Invitational

12/6	18/--	Arkansas State	L, 62-66
12/7	18/--	Lehigh	W, 89-68

12/10		at Iowa State	L, 61-74
12/14		Furman	W, 81-61
12/23		at Gonzaga	W, 84-64

Far West Classic

12/27		vs. Tampa (n)	W, 54-45
12/28		vs. Boston University (n)	W, 76-71
12/29		vs. St. Joseph's (n)	L, 56-60

1/2		at Purdue#	L, 73-76
1/4	--/14	at Illinois	W, 60-59
1/11		Minnesota	W, 75-62
1/16		Michigan State	W, 82-71
1/18	--/2	Michigan	L, 57-61
1/23		at Northwestern	W, 76-43
1/25		at Wisconsin	L, 63-69
1/30	--/15	Indiana	W, 79-69
2/1		Ohio State	W, 86-75
2/9		at Minnesota	L, 60-65
2/13		at Michigan State	L, 73-83
2/15	--/10	at Michigan	L, 66-82
2/20		Wisconsin	W, 101-48

YEAR-BY-YEAR SCORES

IOWA BASKETBALL



2023-24 MEDIA GUIDE

2/22		Northwestern	W, 76-45
2/26		at Ohio State	L, 74-81
3/2	--/16	at Indiana	L, 73-80
3/6	--/19	Illinois	W, 57-53
3/8		Purdue	W, 77-64

NCAA Tournament (Midwest)			
3/14	--/20	vs. NC State (n)	L, 64-66

Coch Tom Davis

1986-87 (30-5, 14-4 Big Ten/3rd)			
Pos.	#	Starters	Ppg
F	25	Ed Horton (So.)	7.8
F	23	Roy Marble (So.)	14.9
C	54	Brad Lohaus (Sr.)	11.3
G	35	Kevin Gamble (Sr.)	11.9
G	10	B.J. Armstrong (So.)	12.4
Reserves			
G	20	Jeff Moe (Jr.)	11.1
F	3	Gerry Wright (Sr.)	6.5
F	44	Al Lorenzen (Jr.)	4.0

Date	AP Rank UI/Opp	Opponent	Result
Great Alaska Shootout			
11/28	10/--	at Alaska-Anchorage (n)	W, 91-81
11/29	10/17	vs. N.C. State (n) #	W, 90-89
11/30	10/--	vs. Northeastern (n)	W, 103-80

12/3	5/--	Missouri-St. Louis	W, 89-64
------	------	--------------------	----------

Hawkeye Invitational			
12/5	5/--	Delaware	W, 95-47
12/6	5/--	Loyola-Marymount	W, 103-80

12/9	4/--	BYU	W, 86-75
12/13	4/--	at Drake	W, 69-62
12/20	3/--	Iowa State	W, 89-64
12/22	3/--	Rider	W, 104-71

Anteater Classic			
12/28	3/--	vs. Portland (n)	W, 84-65
12/29	3/--	at UC-Irvine	W, 105-103

1/3	3/--	Northwestern	W, 80-44
1/5	2/--	Wisconsin	W, 78-63
1/10	2/--	at Minnesota	W, 78-57
1/14	2/8	at Illinois#	W, 91-88
1/19	2/6	at Purdue	W, 70-67
1/22	1/3	Indiana	W, 101-88
1/24	1/--	Ohio State	L, 76-80
1/29	2/--	at Michigan State	W, 89-75
1/31	2/--	at Michigan	L, 92-100
2/4	4/--	Minnesota	W, 78-47
2/7	4/--	at Arizona	W, 89-80
2/12	4/7	Purdue	L, 73-80
2/14	4/11	Illinois	W, 66-61
2/18	7/--	at Ohio State	W, 82-80
2/21	7/2	at Indiana	L, 75-84
2/26	7/--	Michigan State	W, 93-64
2/28	7/--	Michigan	W, 95-85
3/5	6/--	at Northwestern	W, 103-76
3/8	6/--	at Wisconsin	W, 81-71

NCAA Tournament (West)			
3/13	6/--	vs. Santa Clara (n)	W, 99-76
3/15	6/--	vs. UTEP (n)	W, 84-82
3/20	6/17	vs. Oklahoma (n)	W, 93-91
3/22	6/1	vs. UNLV (n)	L, 81-84

1987-88 (24-10, Big Ten 12-6/T-3rd)			
Pos.	#	Starters	Ppg
F	40	Kent Hill (Sr.)	7.4
F	23	Roy Marble (Jr.)	15.4
C	25	Ed Horton (Jr.)	11.3
G	14	Bill Jones (Sr.)	13.0
G	10	B.J. Armstrong (Jr.)	17.4
Reserves			
G	20	Jeff Moe (Sr.)	12.9
G	11	Michael Reaves (Sr.)	5.5
F	44	Al Lorenzen (Sr.)	10.6

Date	AP Rank UI/Opp	Opponent	Result
Maui Invitational			
11/27	11/--	vs. Stanford (n)	W, 78-75
11/28	11/7	vs. Kansas (n)	W, 100-81
11/29	11/--	vs. Villanova (n)	W, 97-74

12/1	6/--	Drake	W, 70-59
------	------	-------	----------

Hawkeye Invitational			
12/4	6/--	Navy	W, 91-61
12/5	6/--	UC-Irvine	W, 124-88

12/12	3/4	Arizona	L, 59-66
12/19	7/20	at Iowa State#	L, 100-102
12/21	7/--	Pan American	W, 110-64

All-College Tournament			
12/29	14/--	vs. Illinois State (n)	L, 88-89
12/30	14/--	vs. Oral Roberts (n)	W, 126-94

1/6	16/12	Indiana	W, 84-70
1/9	16/10	at Purdue	L, 79-80
1/11	17/--	Lafayette	W, 109-68
1/14	17/--	at Ohio State	L, 83-87
1/16	17/--	Northwestern	W, 92-68
1/21	19/13	Illinois	W, 93-79
1/23	19/--	Dartmouth	W, 102-87
1/25	16/--	at Wisconsin	W, 104-89
1/30	16/--	Minnesota	W, 76-51
2/3	13/11	at Michigan	L, 103-120
2/6	13/--	Michigan State	W, 101-72
2/10	13/--	Ohio State	W, 92-75
2/15	13/2	Purdue	L, 66-73
2/20	13/--	at Minnesota	W, 107-86
2/24	13/--	at Northwestern	W, 91-74
2/27	13/7	Michigan	W, 95-87
3/3	11/--	at Michigan State	W, 103-87
3/6	11/--	at Illinois	L, 81-94
3/10	15/--	Wisconsin	W, 103-70
3/12	15/--	at Indiana	L, 89-116

NCAA Tournament (West)			
3/18	15/--	vs. Florida State (n)	W, 102-98
3/20	15/7	vs. UNLV (n)	W, 104-86
3/25	15/3	vs. Arizona (n)	L, 79-99

1988-89 (23-10, Big Ten 10-8/4th)			
Pos.	#	Starters	Ppg
F	25	Ed Horton (Sr.)	18.3
F	32	Ray Thompson (Fr.)	11.5
C	51	Les Jepsen (Jr.)	4.2
G	23	Roy Marble (Sr.)	20.5
G	10	B.J. Armstrong (Sr.)	18.6
Reserves			
F	50	Matt Bullard (Jr.)	9.1
G	24	James Moses (Fr.)	5.4
F	34	Wade Lookingbill (Fr.)	3.0

Date	AP Rank UI/Opp	Opponent	Result
11/26	7/--	McNeese State	W, 77-56
11/29	6/--	at Drake	W, 96-72

Hawkeye Invitational			
12/2	6/--	Brown	W, 109-61
12/3	6/--	Georgia	W, 102-76

12/6	5/--	UNI	W, 95-76
12/10	5/--	Iowa State	W, 91-71
12/12	4/--	Jackson State	W, 86-71
12/14	4/--	Central Florida	W, 102-68

Chaminade Classic			
12/23	4/--	vs. Eastern Illinois (n)	W, 89-71
12/24	4/--	vs. Saint Louis (n)	W, 83-80
12/25	4/--	vs. UC-Riverside (n)	L, 92-110
12/30	9/--	SW Texas State	W, 96-77
1/5	9/--	at Michigan State	W, 93-82
1/7	9/6	at North Carolina	W, 98-97
1/14	5/--	at Minnesota	L, 78-80
1/19	7/16	at Ohio State	L, 91-102
1/21	7/--	at Purdue	W, 67-66
1/26	12/--	Wisconsin	W, 78-70
1/30	9/17	at Indiana	L, 89-104
2/2	9/--	Northwestern	W, 102-84
2/5	9/2	Illinois	W, 86-82
2/9	8/10	Michigan##	L, 107-108
2/11	8/--	at Wisconsin	L, 54-65
2/13	15/16	Ohio State	W, 83-75
2/18	15/--	Minnesota	W, 99-61
2/22	14/--	at Northwestern	W, 89-84
2/26	14/--	Purdue	W, 84-67
3/2	11/--	Michigan State	L, 81-83
3/4	11/10	at Michigan	L, 96-119
3/8	15/4	at Illinois	L, 94-118
3/11	15/6	Indiana	W, 87-70

NCAA Tournament (East)			
3/17		vs. Rutgers (n)	W, 87-73
3/19	15/17	vs. N.C. State (n)##	L, 96-102

1989-90 (12-16, 4-14 Big Ten/8th)			
Pos.	#	Starters	Ppg
F	45	Michael Ingram (Sr.)	5.4
F	34	Wade Lookingbill (So.)	6.7
C	51	Les Jepsen (Sr.)	14.9
G	24	James Moses (So.)	13.0
G	11	Troy Skinner (So.)	5.0
Reserves			
F	50	Matt Bullard (Sr.)	11.4
C	55	Acie Earl (Fr.)	6.0
F	15	Rodell Davis (So.)	4.1

Date	AP Rank UI/Opp	Opponent	Result
11/24		Texas Southern	W, 80-64
11/28		Drake	W, 68-54

Hawkeye Invitational			
12/1		Ohio University	W, 75-49
12/2		UC-Santa Barbara	W, 85-79

12/7		at Iowa State	W, 89-87
12/9	--/17	North Carolina	W, 87-74
12/18	21/--	Drexel	W, 59-50
12/23	16/13	at UNLV	L, 80-97
12/30	18/--	Monmouth (NJ)	W, 55-46
1/3	20/--	at UNI	L, 74-77
1/6		Ohio State	L, 73-79
1/11		at Wisconsin#	L, 69-73
1/13		at Michigan State	L, 80-87
1/18	--/14	Indiana	L, 79-83
1/20	--/6	Michigan#	W, 78-76
1/25	--/21	at Minnesota	L, 72-84
1/27	--/13	at Purdue	L, 59-80
1/29	--/11	Illinois	W, 69-67
2/3		Northwestern	W, 98-80
2/8		at Ohio State	L, 80-98
2/10		Wisconsin	L, 71-80
2/12	--/21	Michigan State	L, 70-80
2/17		at Indiana	L, 71-118
2/22		at Northwestern	L, 66-72
2/24	--/18	Minnesota	L, 80-102
2/28	--/9	Purdue	W, 64-63
3/4	--/18	at Illinois	L, 85-118
3/10		at Michigan	L, 96-127



1990-91 (21-11, 9-9 Big Ten/T-5th)

Pos.	#	Starters	Ppg
F	40	Chris Street (Fr.)	5.0
F	24	James Moses (Jr.)	12.0
C	55	Acie Earl (So.)	16.3
G	20	Val Barnes (So.)	11.5
G	11	Troy Skinner (Jr.)	7.7
Reserves			
F	15	Rodell Davis (Jr.)	7.9
G	10	Kevin Smith (Fr.)	5.0
F	42	Jay Webb (So.)	4.8

Date	AP Rank UI/Opp	Opponent	Result
Dodge Preseason NIT			
11/15	--/19	Temple	W, 73-71
11/17		at Notre Dame	L, 68-77

11/27		at Drake	W, 80-61
-------	--	----------	----------

Hawkeye Invitational

11/30		Colgate	W, 80-59
12/1		Creighton	W, 83-77

12/4		UNI	W, 72-68
12/8		Iowa State	W, 75-73
12/15		UMBC	W, 98-81
12/18		Chicago State	W, 93-70
12/22	--/5	UCLA	W, 88-71
12/28	23/--	at Hawaii-Hilo	W, 78-65
12/30	23/--	at Chaminade	W, 104-64
1/3	22/6	at Ohio State	L, 59-63
1/5	22/25	Michigan State	W, 79-66
1/10	22/--	Michigan	W, 79-78
1/12	22/--	at Minnesota	L, 77-79
1/17	24/--	at Wisconsin	L, 79-91
1/19	24/3	Indiana	L, 79-99
1/28		at Illinois	L, 50-53
1/31		at Purdue	W, 78-69
2/2		Northwestern	W, 82-66
2/7	--/25	at Michigan State	W, 71-67
2/9		at Michigan	L, 70-84
2/14		Minnesota	W, 82-69
2/16		Wisconsin	L, 55-56
2/21	--/4	at Indiana#	W, 80-79
2/23		Illinois	L, 74-79
3/2		Purdue	L, 65-70
3/7		at Northwestern	W, 79-76
3/10	--/2	Ohio State	W, 80-69

NCAA Tournament (Midwest)

3/14		vs. East Tennessee State (n)	W, 76-73
3/16	--/6	vs. Duke (n)	L, 70-85

1991-92 (19-11, 10-8 Big Ten/5th)

Pos.	#	Starters	Ppg
F	40	Chris Street (So.)	10.6
F	24	James Moses (Sr.)	13.9
C	55	Acie Earl (Jr.)	19.5
G	20	Val Barnes (Jr.)	11.5
G	10	Kevin Smith (So.)	5.4
Reserves			
F	15	Rodell Davis (Sr.)	5.0
F	34	Wade Lookingbill (Jr.)	4.7
G	11	Troy Skinner (Sr.)	4.1

Date	AP Rank UI/Opp	Opponent	Result
11/23	21/--	UMES	W, 101-45
11/26	21/--	Western Illinois	W, 95-58
12/3	21/--	Drake	W, 83-56

Hawkeye Invitational

12/6	21/--	Army	W, 74-39
12/7	21/--	Louisiana Tech	W, 84-65

12/10	16/--	at UNI	W, 108-85
12/14	16/--	at Iowa State	L, 84-98

Tampa Tribune Holiday Invitational

12/27	23/--	vs. Butler (n)	W, 114-92
12/28	23/--	vs. South Florida (n)	L, 78-85

1/4		Centenary	W, 121-76
1/9	--/11	Michigan#	L, 77-80

1/11		at Purdue#	L, 69-77
1/15		Illinois	W, 74-69
1/19	--/4	at Ohio State	L, 81-85
1/22		at Northwestern	W, 78-71
1/29		Wisconsin	W, 73-66
2/1		Minnesota	W, 87-70
2/6	--/11	Michigan State	W, 77-63
2/9	--/6	at Indiana	L, 66-81
2/12	--/17	at Michigan	L, 74-79
2/15		Purdue	W, 80-68
2/18	--/6	Ohio State	W, 92-86
2/23		at Illinois#	L, 72-77
2/25		at Minnesota	W, 79-64
3/4		Indiana	L, 60-64
3/7		at Wisconsin	W, 70-65
3/11		Northwestern	W, 69-66
3/15	--/16	at Michigan State	L, 53-64

NCAA Tournament (East)

3/19		vs. Texas (n)	W, 98-92
3/21	--/1	vs. Duke (n)	L, 62-75

1992-93 (23-9, 11-7 Big Ten/T-3rd)

Pos.	#	Starters	Ppg
F	34	Wade Lookingbill (Sr.)	7.4
F	23	James Winters (Jr.)	8.6
C	55	Acie Earl (Sr.)	16.9
G	20	Val Barnes (Sr.)	14.7
G	10	Kevin Smith (Jr.)	5.0
Reserves			
F	3	Kenyon Murray (Fr.)	6.7
F	52	Russ Millard (Fr.)	5.2
C	42	Jay Webb (Sr.)	4.2

Date	AP Rank UI/Opp	Opponent	Result
12/1	10/--	Mississippi Valley State	W, 100-69

Hawkeye Invitational

12/4	10/--	Texas-Pan American	W, 85-29
12/5	10/--	Mississippi State	W, 69-54

12/8	8/--	UNI	W, 64-44
12/12	8/--	Iowa State	W, 78-51

San Juan Shootout

12/20	8/--	vs. American University (n)	W, 101-47
12/21	8/--	vs. Eastern Michigan (n)	W, 103-66
12/22	8/--	vs. Southern Illinois (n)	W, 90-70

12/28	8/--	Texas Southern	W, 91-70
1/2	8/--	Central Conn. State	W, 104-58
1/4	8/--	at Drake	W, 80-65
1/6	8/5	at Indiana	L, 67-75
1/9	8/--	at Ohio State	L, 81-92
1/13	13/19	Minnesota	W, 84-77
1/16	13/3	at Duke	L, 56-65
1/28	11/--	at Michigan State#	W, 96-90
1/31	11/5	Michigan	W, 88-80
2/4	9/--	at Illinois	L, 77-78
2/6	9/1	Indiana	L, 66-73
2/13	13/--	at Minnesota	L, 85-91
2/16	20/--	Ohio State	W, 68-54
2/20	20/--	at Northwestern	W, 75-63
2/22	18/--	at Penn State	W, 74-58
2/24	18/--	Penn State	W, 58-38
2/27	18/--	Michigan State	W, 66-64
3/2	15/4	at Michigan	L, 73-82
3/6	15/24	at Purdue	L, 58-69
3/8	17/--	Northwestern	W, 56-50
3/10	17/--	Wisconsin	W, 91-65
3/13	17/--	Illinois	W, 63-53

NCAA Tournament (Southeast)

3/19	17/--	vs. Northeast Louisiana (n)	W, 82-69
3/21	17/12	vs. Wake Forest (n)	L, 78-84

1993-94 (11-16, 5-13 Big Ten/T-10th)

Pos.	#	Starters	Ppg
F	4	Jess Settles (Fr.)	15.3
F	3	Kenyon Murray (So.)	12.3
F	23	James Winters (Sr.)	18.0
G	44	Jim Bartels (Jr.)	11.5
G	13	Mon'ter Glasper (So.)	4.8
Reserves			
F	52	Russ Millard (So.)	11.2
G	14	Chris Kingsbury (Fr.)	8.2
G	11	Kevin Skillett (Jr.)	2.0

Date	AP Rank UI/Opp	Opponent	Result
11/30		Drake	W, 90-86

Hawkeye Invitational

12/3		Lehigh	W, 104-77
12/4		Long Beach State	W, 101-79

12/7		at UNI	W, 81-76
12/11		at Iowa State	L, 79-86
12/20		Dartmouth	W, 104-65
12/22	--/3	Duke	L, 76-79
12/29		at Cal-Irvine	L, 78-86
1/2		Eastern Illinois	W, 91-52
1/4		at Ohio State	L, 68-72
1/8	--/13	Michigan	L, 70-71
1/11	--/11	Indiana	L, 75-89
1/19		at Illinois	L, 90-105
1/22		Penn State	W, 81-70
1/26		at Northwestern	W, 86-76
1/29		at Michigan State	L, 84-87
2/2	--/22	Minnesota	W, 92-88
2/6	--/8	Purdue	L, 78-87
2/12	--/12	at Indiana	L, 91-93
2/16	--/7	at Michigan	L, 76-89
2/19		Illinois	W, 83-69
2/23		at Penn State	L, 80-89
2/26		Northwestern	L, 74-80
3/2		Michigan State	L, 72-80
3/5	--/18	at Minnesota###	L, 96-107
3/9		at Wisconsin	L, 71-95
3/12		Ohio State	W, 83-74

1994-95 (21-12, 9-9 Big Ten/T-7th)

Pos.	#	Starters	Ppg
F	4	Jess Settles (So.)	15.6
F	3	Kenyon Murray (Jr.)	11.5
F	44	Jim Bartels (Sr.)	11.2
G	14	Chris Kingsbury (So.)	16.8
G	5	Andre Woolridge (So.)	14.0
Reserves			
F	52	Russ Millard (Jr.)	5.2
F	42	Ryan Bowen (Fr.)	4.6
G	13	Mon'ter Glasper (Jr.)	3.9

Date	AP Rank UI/Opp	Opponent	Result
11/25		Morgan State	W, 126-79
11/29		at Drake	W, 103-68

Hawkeye Invitational

12/2		Pepperdine	W, 99-63
12/3	--/14	Ohio University	W, 91-75

12/7		UNI	W, 80-48
12/10		Iowa State	L, 63-76
12/17		Long Island	W, 102-72
12/20		Western Carolina	W, 85-60
12/23		at BYU-Hawaii	W, 61-57

Rainbow Classic

12/27	--/7	vs. Duke (n)	W, 81-71
12/29		vs. Hawai'i (n)	W, 84-82
12/30	--/3	vs. Arkansas (n)	L, 92-101

1/4	22/--	Indiana	W, 74-55
1/7	22/14	at Michigan State	L, 68-69
1/11	19/--	at Michigan##	L, 82-83
1/14	19/--	Purdue	L, 83-84
1/21		Wisconsin	W, 96-84
1/25		at Ohio State	W, 81-66
1/28		Minnesota	L, 54-55
2/1		Illinois	L, 74-79

YEAR-BY-YEAR SCORES

IOWA BASKETBALL



2023-24 MEDIA GUIDE

2/4		at Penn State	L, 64-74
2/9		Northwestern	W, 116-77
2/11		at Illinois#	L, 97-104
2/15	--/24	at Minnesota	W, 74-70
2/18		Ohio State	W, 85-66
2/22		at Wisconsin	W, 84-77
3/1	--/17	at Purdue	L, 85-92
3/5		Michigan	W, 89-69
3/8	--/9	Michigan State	W, 79-78
3/12		at Indiana	L, 79-110

National Invitation Tournament

3/15		vs. DePaul (n)	W, 97-86
3/21		Ohio University	W, 66-62
3/23		Penn State	L, 64-67

1995-96 (24-8, 12-6 Big Ten/T-2nd)

Pos.	#	Starters	Ppg
F	3	Kenyon Murray (Sr.)	9.5
F	4	Jess Settles (Jr.)	15.1
C	52	Russ Millard (Sr.)	13.7
G	5	Andre Woolridge (Jr.)	13.1
G	13	Mon'ter Glasper (Sr.)	4.6

Reserves

F	52	Ryan Bowen (So.)	5.5
F	44	J.R. Koch (Fr.)	3.4
G	14	Chris Kingsbury (Jr.)	11.9

Date	AP Rank UI/Opp	Opponent	Result

11/22	10/--	vs. Ohio University (n)	W, 78-51
11/24	10/6	vs. Connecticut (n) #	W, 101-95
11/25	10/--	vs. Duke (n)	L, 81-88

11/28	11/--	Drake	W, 98-66
-------	-------	-------	----------

Super Chevy Shootout

12/1	11/--	East Tennessee State	W, 104-58
12/2	11/--	Colgate	W, 79-59

12/5	12/--	at UNI	W, 78-73
12/9	12/--	at Iowa State	W, 56-50
12/16	9/--	Texas Southern	W, 110-67
12/20	10/--	Western Illinois	W, 93-41
12/23	10/--	Morehead State	W, 82-57
12/28	10/--	at Colorado	W, 100-85
1/3	10/--	at Purdue+	L, 61-85
1/6	10/--	Minnesota	W, 92-63
1/10	11/--	Ohio State	W, 81-53
1/13	11/--	at Wisconsin	L, 71-80
1/18	16/--	Illinois	W, 82-79
1/20	16/--	at Michigan State	L, 60-62
1/28	22/16	Michigan	W, 70-61
1/30	16/--	at Indiana	L, 73-76
2/3	16/10	Penn State#	L, 87-95
2/7	19/--	at Northwestern	W, 88-77
2/11	19/--	Indiana	W, 76-50
2/13	19/--	at Michigan	W, 62-55
2/21	19/--	Michigan State	W, 83-47
2/24	18/--	at Illinois	L, 86-91
2/28	20/--	Wisconsin	W, 69-54
3/2	20/--	at Ohio State	W, 73-64
3/6	19/--	at Minnesota	L, 64-72
3/9	19/4	Purdue	W, 56-52

NCAA Tournament (West)

3/15	19/--	vs. George Washington (n)	W, 81-79
3/17	19/11	vs. Arizona (n)	L, 73-87

1996-97 (23-9, 12-6 Big Ten/T-2nd)

Pos.	#	Starters	Ppg
F	42	Ryan Bowen (Jr.)	11.8
G	45	Darryl Moore (Jr.)	5.2
C	13	Guy Rucker (Fr.)	10.6
G	32	Kent McCausland (So.)	8.6
G	5	Andre Woolridge (Sr.)	20.2

Reserves

F	44	J.R. Koch (So.)	8.0
F	4	Jess Settles (Jr.)	11.3
G	24	Ryan Luehrsmann (Fr.)	3.5

Date	AP Rank UI/Opp	Opponent	Result
11/22	23/--	vs. Western Illinois (n)	W, 81-66

Maui Invitational

11/25		vs. California (n)	L, 59-75
11/26		vs. LSU (n)+	L, 60-70
11/27		at Chaminade	W, 67-37

12/3		at Drake	W, 79-59
------	--	----------	----------

Super Chevy Shootout

12/6		Grambling State	W, 93-73
12/7		LaSalle	W, 65-60

12/10		UNI	W, 72-63
12/14	--/6	Iowa State	L, 74-81
12/21		Missouri	W, 88-77
12/27		Austin Peay	W, 90-58
12/29		Cal-Northridge	W, 90-65
1/2		Northwestern	W, 72-55
1/4		at Penn State	W, 69-57
1/7		at Purdue	W, 59-56
1/11		Wisconsin	W, 78-53
1/15		Ohio State	W, 76-62
1/19	--/18	at Michigan	L, 71-79
1/23	--/8	at Minnesota	L, 51-66
1/29		Illinois	W, 82-65
2/4	25/24	Indiana	W, 75-67
2/9		at Illinois	L, 51-66
2/12		at Michigan State	L, 67-69
2/15	--/3	Minnesota	L, 66-68
2/20	--/18	Michigan	W, 80-75
2/22		at Ohio State	W, 69-56
2/26		at Wisconsin	L, 48-49
3/1		Purdue	W, 84-62
3/5		Penn State	W, 81-55
3/8		at Northwestern	W, 75-59

NCAA Tournament (West)

3/13		vs. Virginia (n)	W, 73-60
3/15	--/6	vs. Kentucky (n)	L, 69-75

1997-98 (20-11, 9-7 Big Ten/T-5th)

Pos.	#	Starters	Ppg
F	23	Ricky Davis (Fr.)	15.0
F	45	Darryl Moore (Sr.)	7.1
C	42	Ryan Bowen (Sr.)	14.4
G	20	Dean Oliver (Fr.)	8.8
G	32	Kent McCausland (Jr.)	9.6

Reserves

F	44	J.R. Koch (Jr.)	6.9
C	13	Guy Rucker (So.)	6.9
G	24	Ryan Luehrsmann (So.)	4.0
G	30	Kyle Galloway (Fr.)	4.2

Date	AP Rank UI/Opp	Opponent	Result
11/14	15/--	Chicago State	W, 105-60
11/16	15/--	North Texas	W, 112-64
11/29	14/--	Long Island	W, 101-69
12/2	10/--	Drake	W, 90-60

Super Chevy Shootout

12/5	10/--	Rice	W, 81-52
12/6	10/--	Weber State	W, 81-56

12/9	10/--	at UNI	L, 78-84
12/13	10/--	at Iowa State	W, 60-59

San Juan Christmas Shootout

12/21	15/--	vs. Puerto Rico-Mayaguez (n)	W, 96-37
12/22	15/--	vs. Southern Mississippi (n)	W, 82-58
12/23	15/--	vs. St. Bonaventure (n)	W, 81-67

12/28	15/--	Bucknell	W, 91-52
12/31	14/--	at Indiana	W, 89-76
1/3	11/--	Northwestern	W, 91-57
1/8	11/--	Illinois	L, 64-76
1/14	13/--	at Ohio State	W, 61-46
1/18	13/--	at Minnesota	W, 82-69
1/21	10/--	Michigan State	L, 57-78
1/24	10/--	at Missouri#	L, 79-80
1/28	16/--	at Penn State	L, 65-67
2/1	16/19	Michigan	L, 66-80
2/3	24/--	at Wisconsin	W, 79-76
2/7	24/16	at Michigan State	L, 64-75
2/12		Minnesota	L, 71-73
2/14		Ohio State	W, 82-70
2/18	--/5	Purdue	W, 88-69
2/22	--/23	at Illinois	L, 72-79
2/25		at Northwestern	W, 75-55
2/28		Indiana	W, 84-70

Big Ten Tournament

3/6		vs. Michigan (n)	L, 66-77
-----	--	------------------	----------

National Invitation Tournament

3/11		Georgia	L, 93-100
------	--	---------	-----------

1998-99 (20-10, 9-7 Big Ten/T-3rd)

Pos.	#	Starters	Ppg
F	4	Jess Settles (Sr.)	9.8
F	3	Jason Bauer (Sr.)	2.6
C	44	J.R. Koch (Sr.)	10.4
G	20	Dean Oliver (So.)	11.9
G	32	Kent McCausland (Sr.)	8.6

Reserves

F	13	Guy Rucker (Jr.)	6.7
C	14	Jacob Jaacks (Jr.)	6.8
G	34	Joey Range (Fr.)	7.8
G	14	Ryan Luehrsmann (Jr.)	5.8

Date	AP Rank UI/Opp	Opponent	Result
11/15		vs. Western Illinois (n)	W, 74-63
11/19		UNI	W, 83-67
11/25		Creighton	L, 73-75
12/1		at Drake	W, 78-74

Hawkeye Invitational

12/4		South Alabama	W, 82-58
12/5		Detroit Mercy	W, 61-60

12/8	--/10	at Kansas	W, 85-81
12/12		Iowa State	W, 74-54
12/19	25/--	Missouri	W, 82-68
12/23	21/--	Coppin State	W, 87-73
12/31	21/8	Indiana	W, 67-52
1/3	21/--	at Northwestern	W, 52-48
1/7	17/11	Illinois	W, 84-62
1/12	12/21	at Ohio State	W, 71-68
1/16	12/19	at Minnesota	L, 70-75
1/21	14/11	at Michigan State	L, 65-80
1/23	14/15	Wisconsin	L, 52-72
1/27	16/--	Penn State	W, 84-74
1/30	16/--	at Michigan	W, 81-68
2/4	14/18	at Purdue	L, 75-90
2/6	14/8	Michigan State	L, 81-95
2/10	19/22	Minnesota	W, 76-73
2/13	19/13	Ohio State	L, 69-73
2/21	20/--	at Illinois	W, 78-72
2/23	18/--	Northwestern	W, 65-48
2/27	18/20	at Indiana	L, 81-88

Big Ten Tournament

3/5	20/19	vs. Wisconsin (n)	L, 60-74
-----	-------	-------------------	----------

NCAA Tournament (West)

3/11	20/--	vs. UAB (n)	W, 77-64
3/13	20/22	vs. Arkansas (n)	W, 82-72
3/18	20/3	vs. Connecticut (n)	L, 68-78

**Coach Steve Alford****1999-2000 (14-16, 6-10 Big Ten/T-8th)**

Pos.	#	Starters	Ppg
F	1	Rob Griffin (Jr.)	14.4
F	23	Duez Henderson (So.)	7.4
C	14	Jacob Jaacks (Sr.)	10.6
G	20	Dean Oliver (Jr.)	12.9
G	32	Ryan Luehrsmann (Sr.)	6.6
Reserves			
G	30	Kyle Galloway (So.)	6.1
F	25	Rod Thompson (So.)	3.4
F	13	Joe Fermino (Jr.)	2.3
G	11	Jason Price (Sr.)	1.9

Date	AP Rank UI/Opp	Opponent	Result
IKON Coaches vs. Cancer Classic			
11/11	--/1	vs. Connecticut (n)	W, 70-68
11/12		vs. Stanford (n)	L, 58-72
11/21	22/--	Eastern Illinois	W, 95-79
11/27	23/--	at Creighton	L, 76-85
11/30	--/24	vs. Maryland (n)	L, 65-83

Gazette Hawkeye Challenge

12/3		Texas Southern	W, 73-51
12/4		Ohio University	W, 86-66

12/7		at UNI	W, 67-59
12/11		at Iowa State	L, 59-66
12/18		at Missouri	L, 61-72
12/28		Drake##	W, 83-76
1/5		Northwestern	W, 58-52
1/8	--/11	Michigan State	L, 53-75
1/12		at Minnesota	L, 82-85
1/15		at Penn State	L, 61-73
1/18	--/11	at Indiana	L, 71-74
1/22		Michigan	W, 83-78
1/26		Illinois	L, 58-69
1/29		at Wisconsin	W, 61-55
2/3	--/15	Kansas	W, 77-69
2/5		Purdue	L, 58-84
2/9	--/5	at Ohio State	W, 67-64
2/12		at Illinois	L, 50-78
2/16	--/25	at Purdue	L, 59-67
2/23		Wisconsin	L, 45-54
2/27		Minnesota	W, 71-59
3/1		at Michigan	L, 78-87
3/4		Penn State	W, 86-83

Big Ten Tournament

3/9		vs. Minnesota (n)	W, 81-78
3/10	--/5	vs. Michigan State (n)	L, 65-75

2000-01 (23-12, 7-9 Big Ten/T-6th)

Pos.	#	Starters	Ppg
F	32	Reggie Evans (Jr.)	15.1
G	20	Dean Oliver (Sr.)	13.9
G	24	Luke Recker (Jr.)	18.1
F	23	Duez Henderson (Jr.)	6.3
F	4	Glen Worley (Fr.)	7.5
Reserves			
G	11	Brody Boyd (Fr.)	5.8
C	5	Jared Reiner (Fr.)	3.1
G	2	Ryan Hogan (Jr.)	7.2

Date	AP Rank UI/Opp	Opponent	Result
11/19		UW-Milwaukee	W, 83-79
11/21		at Drake	W, 73-71
11/28		Georgia Tech	W, 85-67

Gazette Hawkeye Challenge

12/1		Tennessee-Chattanooga	W, 79-60
12/2		Tulsa	W, 66-65

12/5		UNI	W, 74-42
12/9		Iowa State	W, 80-68
12/16	22/--	Missouri##	W, 99-94
12/19	19/--	Centenary	W, 72-52
12/23	19/--	at Kansas State	L, 78-86

Rainbow Classic

12/28	23/--	vs. Detroit-Mercy (n)	W, 69-68
12/29	23/6	vs. Tennessee (n)	L, 68-80
12/30	23/--	vs. Saint Louis (n)	W, 68-56

1/6		at Penn State	W, 86-85
1/11	--/7	Illinois	W, 78-62
1/13		at Purdue	W, 83-73
1/16	14/--	at Wisconsin	L, 54-67
1/20	14/--	Michigan	L, 69-70
1/24	21/--	at Minnesota	W, 87-74
1/27	21/--	Indiana	W, 71-66
1/31	18/--	Minnesota	W, 64-55
2/7	14/--	Ohio State	L, 68-69
2/10	14/--	at Northwestern	L, 61-69
2/14	25/--	at Michigan	L, 85-95
2/18	25/5	at Michigan State	L, 70-94
2/21		Purdue#	W, 78-72
2/24	--/3	at Illinois	L, 63-89
3/1		Penn State	L, 73-78
3/3	--/22	Wisconsin	L, 57-59

Big Ten Tournament

3/8		vs. Northwestern (n)	W, 72-55
3/9	--/24	vs. Ohio State (n)	W, 75-66
3/10		vs. Penn State (n)	W, 94-74
3/11		vs. Indiana (n)	W, 63-61

NCAA Tournament (East)

3/15		vs. Creighton (n)	W, 69-56
3/17	--/15	vs. Kentucky (n)	L, 79-92

2001-02 (19-16, 5-11 Big Ten/T-8th)

Pos.	#	Starters	Ppg
F	32	Reggie Evans (Sr.)	15.4
C	53	Sean Sonderleiter (So.)	2.2
G	1	Chauncey Leslie (Jr.)	6.1
G	3	Pierre Pierce (Fr.)	7.1
G	24	Luke Recker (Sr.)	17.1
Reserves			
F	4	Glen Worley (So.)	7.3
F	23	Duez Henderson (Sr.)	4.5
C	5	Jared Reiner (So.)	3.1
G	11	Brody Boyd (So.)	3.9
G	2	Ryan Hogan (Sr.)	5.3

Date	AP Rank UI/Opp	Opponent	Result
11/13	9/--	UMES	W, 89-59
11/14	9/--	Boston University	W, 90-61
11/17	9/--	Louisiana Tech	W, 75-67

Guardians Classic

11/20	9/12	vs. Memphis (n)	W, 75-71
11/21	9/5	vs. Missouri (n)	L, 77-78

11/27	7/1	vs. Duke (n)	L, 62-80
-------	-----	--------------	----------

Gazette Hawkeye Challenge

11/30	7/--	Alabama State	W, 73-64
12/1	7/--	SMU	W, 86-69

12/4	12/--	at UNI	L, 76-78
12/8	12/--	at Iowa State	W, 78-53
12/12	15/--	Drake	W, 101-59
12/15	15/2	at Missouri	W, 83-65
12/22	12/--	Kansas State	W, 89-70
12/28	9/--	Mercer	W, 77-43
1/2	9/--	Wisconsin	W, 69-57
1/5	9/--	at Ohio State	L, 62-72
1/9	13/--	Northwestern	W, 70-60
1/13	13/--	Indiana	L, 66-77
1/15	17/11	at Illinois	L, 66-77
1/19	17/--	at Northwestern	L, 50-63
1/22		Michigan State	W, 75-71
1/26		at Purdue	L, 68-73
2/2		Penn State	W, 81-64
2/5		at Indiana	L, 51-79
2/9		Minnesota	L, 78-86
2/13		at Penn State	L, 65-71
2/16	--/23	Ohio State	L, 66-72
2/19		at Wisconsin	L, 56-64
2/23		Michigan	W, 75-56
3/2		at Michigan State	L, 79-93

Big Ten Tournament

3/7		vs. Purdue (n)	W, 87-72
3/8		vs. Wisconsin (n)	W, 58-56
3/9	--/23	vs. Indiana (n)	W, 62-60
3/10	--/21	vs. Ohio State (n)	L, 64-81

National Invitation Tournament

3/13		LSU	L, 61-63
------	--	-----	----------

2002-03 (17-14, 7-9 Big Ten/T-8th)

Pos.	#	Starters	Ppg
F	4	Glen Worley (Jr.)	10.9
F	44	Greg Brunner (Fr.)	7.5
C	5	Jared Reiner (Jr.)	9.7
G	1	Chauncey Leslie (Sr.)	15.8
G	2	Jeff Horner (Fr.)	8.2
Reserves			
F	53	Sean Sonderleiter (Jr.)	8.5
G	11	Brody Boyd (Jr.)	9.7

Date	AP Rank UI/Opp	Opponent	Result
11/24		Florida Atlantic	W, 79-52
11/26		at Drake	W, 50-49
11/30		Tennessee State	W, 84-51
12/2		at Florida State	L, 67-80

Gazette Hawkeye Challenge

12/6		Montana State	W, 65-44
12/7		Southern Mississippi	W, 65-63

12/10		UNI	W, 63-54
12/13		Iowa State	L, 69-73
12/22		Liberty	W, 87-49
12/28		at Tulsa	W, 73-67
1/4		Missouri	L, 82-88
1/8		at Northwestern	W, 68-63
1/11	--/25	Michigan State	W, 68-64
1/15	--/8	Illinois	W, 68-61
1/22		at Wisconsin	L, 61-74
1/25		Ohio State	L, 72-83
2/1		Purdue#	L, 77-80
2/5		at Penn State	W, 75-55
2/8		at Michigan	L, 62-70
2/12		at Minnesota	L, 64-77
2/15		Penn State	W, 84-71
2/19		Indiana	L, 63-79
2/22		Wisconsin	L, 53-61
2/25		at Ohio State	W, 71-64
3/1		at Indiana#	L, 88-91
3/5		at Michigan State	L, 54-82
3/8		Northwestern	W, 77-61

Big Ten Tournament

3/13		vs. Ohio State (n)	L, 64-66
------	--	--------------------	----------

National Invitation Tournament

3/17		Valparaiso	W, 62-60
3/21		at Iowa State	W, 54-53
3/24		Georgia Tech	L, 78-79

2003-04 (16-13, 9-7 Big Ten/4th)

Pos.	#	Starters	Ppg
F	4	Glen Worley (Sr.)	8.1
F	44	Greg Brunner (So.)	10.9
G	2	Jeff Horner (So.)	13.0
G	3	Pierre Pierce (Jr.)	16.1
G	11	Brody Boyd (Sr.)	11.1
Reserves			
C	5	Jared Reiner (Sr.)	10.5
G	30	Kurt Spurgeon (Sr.)	0.9
C	34	Erek Hansen (So.)	2.1

Date	AP Rank UI/Opp	Opponent	Result
11/23		UNC-Asheville	W, 107-80
11/25		Drake	W, 74-56
11/29	--/17	vs. Louisville# (n)	W, 70-69
12/2		UW-Green Bay	W, 82-56

Gazette Hawkeye Challenge

12/5		Eastern Washington	W, 70-54
12/6		Northern Illinois	W, 65-57

YEAR-BY-YEAR SCORES

IOWA BASKETBALL



2023-24 MEDIA GUIDE

12/9	24/--	at UNI	L, 66-77
12/22		vs. Texas Tech (n)	L, 59-65
12/30		Eastern Illinois	W, 71-62
1/3	--/23	at Missouri	L, 56-76
1/7	--/24	Purdue	W, 71-61
1/10		Northwestern	L, 68-77
1/13		at Minnesota	W, 83-68
1/17	--/25	at Illinois	L, 82-88
1/21		at Iowa State	L, 76-84
1/24		Ohio State	W, 79-65
1/28		at Michigan	L, 84-90
1/31		Penn State	W, 77-58
2/4		at Michigan State	L, 72-89
2/7		at Indiana##	W, 84-82
2/11	--/17	Wisconsin	L, 52-54
2/14		Michigan	W, 69-61
2/18		at Ohio State	W, 78-67
2/25	--/23	Illinois	L, 59-78
2/28		Minnesota	W, 66-62
3/3		at Northwestern	L, 49-51
3/6		at Purdue	W, 63-62

Big Ten Tournament			
3/12		vs. Michigan (n)	L, 70-79

National Invitation Tournament			
3/17		at Saint Louis	L, 69-70

2004-05 (21-12, 7-9 Big Ten/7th)			
Pos.	#	Starters	Ppg.
F	44	Greg Brunner (Jr.)	14.7
C	34	Erek Hansen (Jr.)	4.8
G	1	Adam Haluska (So.)	14.2
G	2	Jeff Horner (Jr.)	14.0
G	35	Mike Henderson (So.)	4.9
Reserves			
F	23	Doug Thomas	4.6
G	25	Carlton Reed	2.6
F	5	Alex Thompson	1.6

Date	AP Rank UI/Opp	Opponent	Result
11/19		Western Illinois	W, 85-62

EA Sports Maui Invitational			
11/22	--/12	vs. Louisville (n)	W, 76-71
11/23	--/15	vs. Texas (n)	W, 82-80
11/24	--/11	vs. North Carolina (n)	L, 92-106
11/30	23/--	Drake	W, 91-75

Gazette Hawkeye Challenge			
12/3	23/--	Centenary	W, 88-53
12/4	23/--	UNC Greensboro	W, 83-58

12/7	17/--	UNI	W, 76-73
12/10	17/--	Iowa State	W, 70-63
12/18	16/--	Western Carolina	W, 88-75
12/21	17/--	vs. Texas Tech (n)	W, 83-53
12/28	16/--	Air Force	W, 73-63
12/31	16/--	Saint Louis	W, 67-58
1/5	14/--	Michigan	L, 63-65
1/8	14/--	at Ohio State	L, 69-81
1/15	24/--	Minnesota	W, 66-60
1/20	23/1	at Illinois#	L, 68-73
1/22	23/--	Purdue	W, 71-57
1/26	23/--	at Northwestern#	L, 74-75
1/29	23/--	Indiana	W, 72-57
2/5	--/12	Michigan State	L, 64-75
2/9	--/20	at Wisconsin	L, 69-72
2/12		Northwestern	W, 64-54
2/16		at Purdue	L, 63-66
2/19	--/1	Illinois	L, 65-75
2/23		at Minnesota	L, 57-65
2/26		at Penn State	W, 78-56
3/2		Ohio State	W, 74-72
3/5		at Michigan#	W, 74-72

Big Ten Tournament			
3/10		vs. Purdue (n)	W, 71-52
3/11	--/13	vs. Michigan State (n)	W, 71-69
3/12	--/23	vs. Wisconsin (n)	L, 56-59

NCAA Tournament (Indianapolis, IN)			
3/17	--/21	vs. #23 Cincinnati (n)	L, 64-76

2005-06 (25-9, 11-5 Big Ten/T-2nd)			
Pos.	#	Starters	Ppg.
F	44	Greg Brunner (Sr.)	14.1
C	34	Erek Hansen (Sr.)	6.7
G	1	Adam Haluska (Jr.)	13.9
G	2	Jeff Horner (Sr.)	13.6
G	35	Mike Henderson (Jr.)	7.6
Reserves			
C	23	Doug Thomas (Sr.)	4.6
G	11	Tony Freeman (Fr.)	3.4
F	5	Alex Thompson (Fr.)	2.0

Date	AP Rank UI/Opp	Opponent	Result
11/14	20/--	UMES	W, 86-41
11/15	20/--	Colgate	W, 73-51

Guardians Classic			
11/21	18/7	vs. Kentucky (n)	W, 67-63
11/22	18/2	vs. Texas (n)	L, 59-68
11/26	18/--	Texas-San Antonio	W, 79-46
11/30	14/24	NC State	W, 45-42

Hawkeye Challenge			
12/2	14/--	Fairfield	W, 75-59
12/3	14/--	Valparaiso	W, 72-59

12/6	12/--	at UNI#	L, 63-67
12/9	12/--	at Iowa State	L, 60-72
12/17	22/--	Arizona State	W, 62-43
12/20	25/--	Drake	W, 65-60
12/22	25/--	Robert Morris	W, 73-51
12/30		at Saint Louis	W, 60-50
1/5		at Wisconsin	L, 52-66
1/7		Illinois	W, 63-48
1/14		at Penn State	W, 80-76
1/18	23/--	Minnesota###	W, 76-72
1/21	23/--	at Michigan State	L, 55-85
1/24	--/13	Indiana	W, 73-60
1/28	--/16	Ohio State	W, 67-62
2/1	23/--	at Purdue	W, 77-68
2/4	23/21	Michigan	W, 94-66
2/8	18/--	at Northwestern	L, 48-51
2/11	18/24	at Indiana	W, 70-67
2/14	18/16	Michigan State	W, 66-54
2/18	18/--	at Minnesota	L, 61-74
2/25	20/--	at Illinois	L, 59-71
3/1	23/--	Penn State	W, 65-38
3/4	23/--	Wisconsin	W, 59-44

Big Ten Tournament			
3/10	20/--	vs. Minnesota (n)	W, 67-57
3/11	20/--	vs. Michigan State (n)	W, 53-48
3/12	20/7	vs. Ohio State (n)	W, 67-60

NCAA Tournament (Auburn Hills, MI)			
3/17	20/--	vs. Northwestern State (n)	L, 63-64

2006-07 (17-14, 9-7 Big Ten/T-4th)			
Pos.	#	Starters	Ppg.
F	34	Tyler Smith (Fr.)	14.9
F	44	Cyrus Tate (So.)	4.2
C	52	Kurt Looby (Jr.)	3.8
G	1	Adam Haluska (Sr.)	20.5
G	11	Tony Freeman (So.)	7.5
Reserves			
G	35	Mike Henderson (Sr.)	5.8
C	53	Seth Gorney (Jr.)	5.5
G	24	Justin Johnson (Jr.)	5.4

Date	AP Rank UI/Opp	Opponent	Result
11/13		The Citadel	W, 75-53

Paradise Jam			
11/17		vs. Toledo (n)	W, 78-65
11/19	--/10	vs. Alabama (n)	L, 60-72
11/20		vs. Villanova (n)	L, 60-89
11/25		at Arizona State	L, 64-67
11/29		at Virginia Tech	L, 65-69

Hawkeye Challenge			
12/1		Texas-Pan American	W, 62-46
12/2		Coppin State	W, 83-67

12/5		UNI	L, 55-57
12/8		Iowa State	W, 77-59
12/16		at Drake	L, 59-75
12/20		Georgia State	W, 101-59
12/23		Texas Southern	W, 90-63
12/30		Cornell	W, 65-50
1/4		Michigan State	W, 62-60
1/10		at Illinois	L, 70-74
1/13		Minnesota	W, 60-49
1/16		at Indiana	L, 64-71
1/20		at Ohio State	L, 63-82
1/24		Penn State	W, 79-63
1/28	--/2	Wisconsin	L, 46-57
1/31		at Michigan	W, 69-62
2/3		Indiana	W, 81-75
2/7		at Minnesota	W, 91-78
2/10	--/4	at Wisconsin	L, 62-74
2/15		Northwestern	W, 66-58
2/17		at Michigan State	L, 49-81
2/21		Purdue	W, 78-59
2/28		at Penn State	L, 72-74
3/3		Illinois	W, 60-53

Big Ten Tournament			
3/9		vs. Purdue (n)	L, 55-74

Coach Todd Lickliter

2007-08 (13-19, 6-12 Big Ten/8th)			
Pos.	#	Starters	Ppg.
F	44	Cyrus Tate (Jr.)	8.3
F	53	Seth Gorney (Sr.)	4.3
G	11	Tony Freeman (Jr.)	13.8
G	24	Justin Johnson (Sr.)	11.8
G	32	Jake Kelly (Fr.)	7.3
Reserves			
G	30	Jeff Peterson (Fr.)	5.2
F	52	Kurt Looby (Sr.)	3.2

Date	AP Rank UI/Opp	Opponent	Result
11/9		Idaho State	W, 58-43
11/14		Northern Colorado	W, 59-47
11/18		Florida Gulf Coast	W, 62-49
11/20		UMES	W, 65-48

South Padre Island Invitational			
11/23		vs. Bradley (n)	L, 56-67
11/24		vs. Utah State (n)	L, 62-75
11/26		Wake Forest	L, 47-56

Hawkeye Challenge			
11/30		Louisiana-Monroe#	L, 67-72
12/1		Eastern Illinois	W, 57-45
12/5		at UNI	W, 62-55
12/8		at Iowa State	L, 47-56
12/14		Drake	L, 51-56
12/29		Southeastern Louisiana	W, 57-50
1/2	--/11	Indiana	L, 76-79
1/5	--/25	at Wisconsin	L, 51-64
1/9		at Ohio State	L, 48-79
1/12	--/6	Michigan State	W, 43-36
1/16		Purdue	L, 62-67
1/19		at Michigan	W, 68-60
1/23	--/7	at Indiana	L, 43-65
1/26		Penn State	W, 64-49
1/30		at Purdue	L, 50-51
2/2		Ohio State	W, 53-48
2/6	--/8	Wisconsin	L, 54-60
2/9		at Minnesota	L, 50-63
2/14		Michigan	L, 52-60
2/19		Northwestern	W, 53-51
2/23	--/19	at Michigan State	L, 52-66
2/27		at Penn State	L, 64-65
3/1		Illinois	L, 47-58
3/4		at Northwestern	W, 67-62

Big Ten Tournament			
3/13		vs. Michigan (n)	L, 47-55



2008-09 (15-17, 5-13 Big Ten/10th)

Pos.	#	Starters	Ppg.
F	44	Cyrus Tate (Sr.)	7.0
F	24	Aaron Fuller (Fr.)	4.0
G	5	Matt Gatens (Fr.)	10.8
G	30	Jeff Peterson (So.)	10.6
G	32	Jake Kelly (So.)	11.6
Reserves			
F	50	Jarryd Cole (So.)	3.2
G	1	Anthony Tucker (Fr.)	10.4
G	15	Devan Bawinkel (Jr.)	4.8

Date	AP Rank UI/Opp	Opponent	Result
11/15		Charleston Southern	W, 68-48
11/17		Texas-San Antonio	W, 73-67
11/20		at The Citadel	W, 70-48
11/23		Oakland	W, 66-57
11/25		Southeast MO State	W, 75-41

Las Vegas Invitational

11/28	vs. West Virginia (n)	L, 68-87
11/29	vs. Kansas State (n)	W, 65-63

12/2		at Boston College	L, 55-57
12/5		Bryant	W, 61-36
12/9		UNI	W, 65-46
12/12		Iowa State	W, 73-57
12/20		at Drake	L, 43-60
12/27		Western Illinois	W, 58-43
12/31	--/24	at Ohio State	L, 65-68
1/3		Indiana	W, 65-60
1/8	--/22	Minnesota	L, 49-52
1/11		at Michigan	L, 49-64
1/18	--/19	at Purdue	L, 53-75
1/21		Wisconsin#	W, 73-69
1/24		at Penn State	L, 59-63
1/29	--/9	Michigan State	L, 56-71
2/1	--/19	at Illinois	L, 54-62
2/4		at Indiana	L, 60-68
2/7		Northwestern	W, 56-51
2/11		at Wisconsin	L, 52-69
2/14	--/20	Purdue	L, 45-49
2/22		Michigan#	W, 70-60
2/25	--/9	at Michigan State	L, 54-62
2/28		at Northwestern	L, 49-55
3/3		Ohio State	L, 58-60
3/7		Penn State##	W, 75-67

Big Ten Tournament

3/12	vs. Michigan (n)	L, 45-73
------	------------------	----------

2009-10 (10-21, 4-14 Big Ten/9th)

Pos.	#	Starters	Ppg.
F	24	Aaron Fuller (So.)	9.7
F	25	Eric May (Fr.)	9.0
C	50	Jarryd Cole (Jr.)	8.1
G	5	Matt Gatens (So.)	12.3
G	3	Cully Payne (Fr.)	8.7
Reserves			
F	44	Brennan Coughill (Fr.)	4.0
G	34	John Lickliter (Fr.-RS)	1.9
G	15	Devan Bawinkel (Sr.)	3.1

Date	AP Rank UI/Opp	Opponent	Result
11/15		Texas-San Antonio	L, 50-62
11/17		Duquesne	L, 50-52
11/20		Bowling Green	W, 68-46

CBE Classic

11/23	--/3	vs. Texas (n)	L, 60-85
11/24		vs. Wichita State (n)	L, 57-74

11/28		NC Central	W, 73-63
12/1		Virginia Tech	L, 64-70
12/5		Prairie View A&M	W, 80-51
12/8		at UNI	L, 50-67
12/11		at Iowa State	L, 71-81
12/19		Drake	W, 71-67
12/21		South Carolina State	W, 82-69
12/29	--/4	Purdue	L, 58-67
1/2		Minnesota	L, 74-86

1/5		at Illinois	L, 42-59
1/9	--/10	Michigan State	L, 53-71
1/12		Tennessee State	W, 67-62
1/16		Penn State	W, 67-64
1/20	--/6	at Michigan State	L, 63-70
1/24		at Indiana	W, 58-43
1/27	--/20	Ohio State	L, 57-65
1/30		at Michigan	L, 46-60
2/3		Illinois	L, 49-57
2/7	--/13	at Ohio State	L, 58-68
2/10		Northwestern	W, 78-65
2/13	--/6	at Purdue	L, 40-63
2/16		Michigan#	L, 78-80
2/25		at Northwestern	L, 57-74
2/28		Indiana	W, 73-57
3/3	--/15	at Wisconsin	L, 40-67
3/7		at Minnesota	L, 53-88

Big Ten Tournament

3/11	vs. Michigan (n)	L, 52-59
------	------------------	----------

Coach Fran McCaffery

2010-11 (11-20, 4-14 Big Ten/10th)

Pos.	#	Starters	Ppg.
C	50	Jarryd Cole (Sr.)	8.0
F	1	Melsahn Basabe (Fr.)	11.0
G	4	Roy Devyn Marble (Fr.)	5.7
G	5	Matt Gatens (Jr.)	12.6
G	24	Bryce Cartwright (Jr.)	10.9
Reserves			
F	25	Eric May (So.)	7.8
F	15	Zach McCabe (Fr.)	5.8
F	20	Andrew Brommer (Jr.)	3.1

Date	AP Rank UI/Opp	Opponent	Result
11/14		South Dakota State	L, 69-79
11/16		Louisiana-Monroe	W, 68-40

Paradise Jam

11/19		vs. Xavier (n)	L, 73-86
11/20		vs. Alabama (n)	W, 55-47
11/22		vs. Long Beach State (n)	L, 72-78

11/26		SIUE	W, 111-50
11/30		at Wake Forest	L, 73-76
12/4		Idaho State	W, 70-53
12/7		UNI	W, 51-39
12/10		Iowa State	L, 72-75
12/18		at Drake	W, 59-52
12/21		Louisiana Tech	W, 77-58
12/29	--/23	Illinois	L, 77-87
1/4	--/2	Ohio State	L, 68-73
1/9	--/11	at Purdue	L, 52-75
1/12		Northwestern	L, 71-90
1/16		at Minnesota	L, 59-69
1/19	--/1	at Ohio State	L, 48-70
1/23		Indiana	W, 91-77
1/26		at Penn State	L, 51-65
1/30		at Michigan	L, 73-87
2/2		Michigan State	W, 72-52
2/5		at Indiana	W, 64-63
2/9	--/13	Wisconsin#	L, 59-62
2/13		Minnesota	L, 45-62
2/17		at Northwestern	L, 70-73
2/19		Michigan#	L, 72-75
2/26		at Illinois	L, 68-81
3/2		at Michigan State	L, 66-85
3/5	--/6	Purdue	W, 67-65

Big Ten Tournament

3/10	vs. Michigan State (n)	L, 61-66
------	------------------------	----------

2011-12 (18-17, 8-10 Big Ten/7th)

Pos.	#	Starters	Ppg.
C	30	Aaron White (Fr.)	11.1
F	15	Zach McCabe (So.)	7.8
G	4	Roy Devyn Marble (So.)	11.5
G	5	Matt Gatens (Sr.)	15.2
G	24	Bryce Cartwright (Sr.)	6.0
Reserves			
F	1	Melsahn Basabe (So.)	8.2
G	2	Josh Oglesby (So.)	6.4
F	25	Eric May (Jr.)	4.3

Date	AP Rank UI/Opp	Opponent	Result
11/11		Chicago State	W, 96-53
11/14		North Carolina A&T	W, 95-79
11/17		Northern Illinois	W, 88-55

Dale Howard Classic

11/20	vs. Creighton (n)	L, 59-82
-------	-------------------	----------

11/23		Campbell	L, 61-77
11/26		IPFW	W, 82-72
11/29		Clemson	L, 55-71
12/3		Brown	W, 75-54
12/6		at UNI	L, 60-80
12/9		at Iowa State	L, 76-86
12/17		Drake	W, 82-68
12/19		Central Arkansas	W, 105-64
12/22		Boise State	W, 81-72
12/28		Purdue	L, 76-79
12/31	--/11	at Wisconsin	W, 72-65
1/4		at Minnesota	W, 64-62
1/7	--/6	Ohio State	L, 47-76
1/10	--/6	at Michigan State	L, 61-95
1/14	--/13	Michigan	W, 75-59
1/17		at Purdue	L, 68-75
1/26		Nebraska	L, 73-79
1/29	--/16	at Indiana	L, 89-103
2/1		Minnesota	W, 63-59
2/4		Penn State	W, 77-64
2/9		at Northwestern	L, 64-83
2/16		at Penn State	L, 64-69
2/19	--/18	Indiana	W, 78-66
2/23	--/16	Wisconsin	W, 67-66
2/26		at Illinois	L, 54-65
2/29		at Nebraska	W, 62-53
3/3		Northwestern	L, 66-70

Big Ten Tournament

3/8	vs. Illinois (n)	W, 64-61
3/9	vs. Michigan State (n)	L, 75-92

National Invitation Tournament

3/13		Dayton	W, 84-75
3/18		at Oregon	L, 97-108

2012-13 (25-13, 9-9 Big Ten/6th)

Pos.	#	Starters	Ppg.
C	34	Adam Woodbury (Fr.)	4.9
F	30	Aaron White (So.)	12.8
F	1	Melsahn Basabe (Jr.)	6.8
G	25	Eric May (Sr.)	5.2
G	4	Roy Devyn Marble (Jr.)	15.0
Reserves			
G	10	Mike Gesell (Fr.)	8.7
F	15	Zach McCabe (Jr.)	5.7
G	2	Josh Oglesby (So.)	4.5
G	5	Anthony Clemmons (Fr.)	4.3

Date	AP Rank UI/Opp	Opponent	Result
11/9		UT-Pan American	W, 86-55
11/12		Central Michigan	W, 73-61
11/15		Howard	W, 63-36
11/17		Gardner-Webb	W, 65-56

Cancun Challenge

11/20		vs. Western Kentucky (n)	W, 63-55
11/21		vs. Wichita State (n)	L, 63-75

11/27		at Virginia Tech	L, 79-95
12/1		A&M-Corpus Christi	W, 88-59
12/4		South Dakota	W, 87-63



12/7	Iowa State	W, 80-71
12/15	vs. UNI (n)	W, 80-73
12/19	South Carolina State	W, 90-46
12/22	Coppin State	W, 80-50
12/31	--/5 Indiana	L, 65-69
1/6	--/2 at Michigan	L, 67-95
1/10	--/22 Michigan State	L, 59-62
1/13	at Northwestern	W, 70-50
1/19	Wisconsin	W, 70-66
1/22	--/14 at Ohio State	L, 63-72
1/27	at Purdue#	L, 62-65
1/31	Penn State	W, 76-67
2/3	--/23 at Minnesota	L, 59-62
2/6	at Wisconsin##	L, 70-74
2/9	Northwestern	W, 71-57
2/14	at Penn State	W, 74-72
2/17	Minnesota	W, 72-51
2/23	at Nebraska	L, 60-64
2/27	Purdue	W, 58-48
3/2	--/1 at Indiana	L, 60-73
3/5	Illinois	W, 63-55
3/9	Nebraska	W, 74-60

Big Ten Tournament

3/14	vs. Northwestern (n)	W, 73-59
3/15	--/8 vs. Michigan State (n)	L, 56-59

National Invitation Tournament

3/20	Indiana State	W, 68-52
3/22	Stony Brook	W, 75-63
3/27	at Virginia	W, 75-64
4/2	vs. Maryland (n)	W, 71-60
4/4	vs. Baylor (n)	L, 54-74

2013-14 (20-13, 9-9 Big Ten/6th)

Pos.	#	Starters	Ppg.
C	34	Adam Woodbury (So.)	5.7
F	30	Aaron White (Jr.)	13.0
F	1	Melsahn Basabe (Sr.)	7.2
G	10	Mike Gesell (So.)	7.8
G	4	Roy Devyn Marble (Sr.)	17.0
Reserves			
F	20	Jarrod Uthoff (So.)	7.6
G	2	Josh Oglesby (Jr.)	6.6
C	0	Gabriel Olaseni (Jr.)	6.5
F	15	Zach McCabe (Sr.)	6.1

Date	AP Rank UI/Opp	Opponent	Result
11/8		UNC Wilmington	W, 82-39
11/10		Omaha	W, 83-75
11/14		UMES	W, 109-63
11/17		Abilene Christian	W, 103-41
11/22		Penn	W, 86-55

Battle 4 Atlantis

11/28	23/--	vs. Xavier# (n)	W, 77-74
11/29	23/--	vs. UTEP (n)	W, 89-53
11/30	23/--	vs. Villanova# (n)	L, 83-88

12/3	23/--	Notre Dame	W, 98-93
12/7	23/--	vs. Drake (n)	W, 83-66
12/9	23/--	Fairleigh Dickinson	W, 92-59
12/13	23/17	at Iowa State	L, 82-85
12/22	25/--	Arkansas-Pine Bluff	W, 86-61
12/31	22/--	Nebraska	W, 67-57
1/5	22/4	at Wisconsin	L, 71-75
1/9	20/--	Northwestern	W, 93-67
1/12	20/3	at Ohio State	W, 84-74
1/19	14/--	Minnesota	W, 94-73
1/22	10/21	at Michigan	L, 67-75
1/25	10/--	at Northwestern	W, 76-50
1/28	15/7	Michigan State#	L, 69-71
2/1	15/--	at Illinois	W, 81-74
2/4	17/--	Ohio State	L, 69-76
2/8	17/10	Michigan	W, 85-67
2/15	16/--	at Penn State	W, 82-70
2/22	15/16	Wisconsin	L, 74-79
2/25	20/--	at Minnesota	L, 89-95
2/27	20/--	at Indiana	L, 86-93
3/2	20/--	Purdue	W, 83-76
3/6	24/22	at Michigan State	L, 76-86
3/8	24/--	Illinois	L, 63-66

Big Ten Tournament

3/13	vs. Northwestern (n)	L, 62-67
------	----------------------	----------

NCAA Tournament (Dayton, OH)

3/19	vs. Tennessee# (n)	L, 65-78
------	--------------------	----------

2014-15 (22-12, 12-6 Big Ten/T-3rd)

Pos.	#	Starters	Ppg.
C	34	Adam Woodbury (Jr.)	6.6
F	30	Aaron White (Sr.)	16.4
F	20	Jarrod Uthoff (Jr.)	12.4
G	3	Peter Jok (So.)	7.0
G	10	Mike Gesell (Jr.)	7.4
Reserves			
F	0	Gabriel Olaseni (Sr.)	8.1
G	5	Anthony Clemmons (Jr.)	4.8
G	2	Josh Oglesby (Sr.)	3.2

Date	AP Rank UI/Opp	Opponent	Result
11/14		Hampton	W, 90-56
11/17		North Dakota State	W, 87-56

2K Classic

11/20	--/10	vs. Texas (n)	L, 57-71
11/21	--/23	vs. Syracuse (n)	L, 63-66

11/24		Pepperdine	W, 72-61
11/26		Northern Illinois	W, 70-49
11/29		Longwood	W, 77-44
12/3	--/12	at North Carolina	W, 60-55
12/6		UMBC	W, 77-47
12/9		Alcorn State	W, 67-44
12/12	--/14	Iowa State	L, 75-90
12/20		vs. UNI (n)	L, 44-56
12/22		North Florida	W, 80-70
12/30	--/20	at Ohio State	W, 71-65
1/5		Nebraska	W, 70-59
1/8		Michigan State	L, 61-75
1/13		at Minnesota	W, 77-75
1/17		Ohio State	W, 76-67
1/20	25/6	at Wisconsin	L, 50-82
1/24		at Purdue	L, 63-67
1/31	--/5	Wisconsin	L, 50-82
2/5		at Michigan	W, 72-54
2/8	--/17	Maryland	W, 71-55
2/12		Minnesota	L, 59-64
2/15		at Northwestern#	L, 61-66
2/19		Rutgers	W, 81-47
2/22		at Nebraska	W, 74-46
2/25		Illinois	W, 68-60
2/28		at Penn State#	W, 81-77
3/3		at Indiana	W, 77-63
3/7		Northwestern	W, 69-52

Big Ten Tournament

3/12	vs. Penn State (n)	L, 58-67
------	--------------------	----------

NCAA Tournament (Seattle, WA)

3/20	vs. Davidson (n)	W, 83-52
3/22	--/7 vs. #7 Gonzaga (n)	L, 68-87

2015-16 (22-11, 12-6 Big Ten/T-3rd)

Pos.	#	Starters	Ppg.
C	34	Adam Woodbury (Sr.)	7.6
F	20	Jarrod Uthoff (Sr.)	18.9
G	3	Peter Jok (Jr.)	16.1
G	10	Mike Gesell (Sr.)	8.1
G	5	Anthony Clemmons (Sr.)	8.9
Reserves			
F	25	Dom Uhl (So.)	6.0
F	51	Nicholas Baer (RS-Fr.)	4.8
C	0	Ahmad Wagner (Fr.)	2.6

Date	AP Rank UI/Opp	Opponent	Result
11/13		Gardner-Webb	W, 76-59
11/15		Coppin State	W, 103-68
11/19		at Marquette	W, 89-61

Advocare Invitational

11/26		vs. Dayton (n)	L, 77-82
11/27	--/17	vs. Notre Dame (n)	L, 62-68
11/29	--/20	vs. Wichita State (n)	W, 84-61

12/2		Florida State#	W, 78-75
12/5		UMKC	W, 96-75
12/7		Western Illinois	W, 90-56
12/10	--/4	at Iowa State	L, 82-83
12/19		vs. Drake (n)	W, 70-64
12/22		Tennessee Tech	W, 85-63

12/29	--/1	Michigan State	W, 83-70
1/2	--/14	at Purdue	W, 70-63
1/5	19/--	Nebraska	W, 77-66
1/14	16/4	at Michigan State	W, 76-59
1/17	16/--	Michigan	W, 82-71
1/21	9/--	at Rutgers	W, 90-76
1/24	9/22	Purdue	W, 83-71
1/28	3/8	at Maryland	L, 68-74
1/31	3/--	Northwestern	W, 85-71
2/3	5/--	Penn State	W, 73-49
2/7	5/--	at Illinois	W, 77-65
2/11	4/--	at Indiana	L, 78-85
2/14	4/--	Minnesota	W, 75-71
2/17	4/--	at Penn State	L, 75-79
2/24	8/--	Wisconsin	L, 59-67
2/28	8/--	at Ohio State	L, 64-68
3/1	16/12	Indiana	L, 78-81
3/5	16/--	at Michigan	W, 71-61

Big Ten Tournament

3/10	20/--	vs. Illinois (n)	L, 66-68
------	-------	------------------	----------

NCAA Tournament

3/18	20/--	vs. Temple# (n)	W, 72-70
3/20	20/3	vs. Villanova (n)	L, 68-87

2016-17 (19-15, 10-8 Big Ten/T-5th)

Pos.	#	Starters	Ppg.
C	0	Ahmad Wagner (So.)	4.8
F	5	Tyler Cook (Fr.)	12.3
G	4	Isaiah Moss (RS-Fr.)	6.5
G	14	Peter Jok (Sr.)	19.9
G	3	Jordan Bohannon (Fr.)	10.9

Reserves

F	34	Cordell Pemsil (Fr.)	8.9
F	51	Nicholas Baer (RS-So.)	7.5
G	24	Brady Ellingson (So.)	4.4

Date	AP Rank UI/Opp	Opponent	Result
11/11		Kennesaw State	W, 91-74
11/13		Savannah State	W, 116-84
11/17		Seton Hall	L, 83-91
11/20		UTRGV	W, 95-67

Emerald Coast Classic

11/25	--/7	vs. Virginia (n)	L, 41-74
11/26		vs. Memphis (n)	L, 92-100

11/29		at Notre Dame	L, 78-92
12/3		Omaha	L, 89-98
12/5		Stetson	W, 95-68
12/8	--/25	Iowa State	W, 78-64
12/17		vs. UNI (n)	W, 69-46
12/20		North Dakota	W, 84-73
12/22		Delaware State	W, 89-57
12/28	--/15	at Purdue	L, 67-89
1/1		Michigan#	W, 86-83
1/5		at Nebraska##	L, 90-93
1/8		Rutgers	W, 68-62
1/12	--/17	Purdue	W, 83-78
1/15		at Northwestern	L, 54-89
1/19	--/25	Maryland	L, 76-84
1/25		at Illinois	L, 64-76
1/28		Ohio State	W, 85-72
1/31		at Rutgers	W, 83-63
2/5		Nebraska	W, 81-70
2/8		at Minnesota##	L, 89-101
2/11		at Michigan State	L, 66-77
2/18		Illinois	L, 66-70
2/21		Indiana#	W, 96-90
2/25	--/24	at Maryland	W, 83-69
3/2	--/22	at Wisconsin	W, 59-57
3/5		Penn State	W, 90-79

Big Ten Tournament

3/9	vs. Indiana (n)	L, 73-95
-----	-----------------	----------

National Invitation Tournament

3/15	South Dakota	W, 87-75
3/19	TCU#	W, 92-94



2017-18 (14-19, 4-14 Big Ten/T-11th)

Pos.	#	Starters	Ppg.
C	5	Tyler Cook (So.)	15.3
F	55	Luka Garza (Fr.)	12.1
F	2	Jack Nunge (Fr.)	5.7
G	4	Isaiah Moss (RS-So.)	11.1
G	3	Jordan Bohannon (So.)	13.5
Reserves			
F	34	Cordell Pemsil (So.)	5.7
F	51	Nicholas Baer (RS-Jr.)	5.3
G	1	Maishe Dailey (So.)	4.9

Date	AP Rank UI/Opp	Opponent	Result
11/10		Chicago State	W, 95-62
11/12		Alabama State	W, 92-58
11/16		Grambling State	W, 85-74

Cayman Islands Classic

11/20		vs. Louisiana (n)	L, 71-80
11/21		vs. South Dakota State (n)	L, 72-80
11/22		vs. UAB (n)	W, 95-85

11/28		at Virginia Tech	L, 55-79
12/2		Penn State	L, 73-77
12/4		at Indiana	L, 64-77
12/7		at Iowa State	L, 78-84
12/10		Southern	W, 91-60
12/16		vs. Drake (n)	W, 90-64
12/19		Southern Utah	W, 82-64
12/22		vs. Colorado	W, 80-73
12/29		Northern Illinois	W, 98-75
1/2		Michigan	L, 68-75
1/4		Ohio State	L, 81-92
1/7		at Maryland	L, 73-91
1/11		at Illinois#	W, 104-97
1/17		at Rutgers	L, 64-80
1/20	--/3	Purdue	L, 64-87
1/23		Wisconsin	W, 85-67
1/27		at Nebraska	L, 84-98
1/30		Minnesota	W, 94-80
2/3		at Penn State	L, 58-82
2/6	--/4	Michigan State	L, 93-96
2/10	--/14	at Ohio State	L, 64-82
2/14	--/22	at Michigan	L, 59-74
2/17		Indiana	L, 82-84
2/21		at Minnesota	L, 82-86
2/25		Northwestern	W, 77-70

Big Ten Tournament

2/28		vs. Illinois (n)	W, 96-87
3/1	--/15	vs. Michigan# (n)	L, 71-77

2018-19 (23-12, 10-10 Big Ten/6th)

Pos.	#	Starters	Ppg.
F	25	Tyler Cook (Jr.)	14.5
C	55	Luka Garza (So.)	13.1
G	3	Jordan Bohannon (Jr.)	11.6
G	10	Joe Wieskamp (Fr.)	11.6
G	4	Isaiah Moss (RS-Jr.)	9.2
Reserves			
F	51	Nicholas Baer (RS-Sr.)	6.7
F	15	Ryan Kriener (Jr.)	5.7
G	30	Connor McCaffery (RS-Fr.)	4.4

Date	AP Rank UI/Opp	Opponent	Result
11/8		UMKC	W, 77-63
11/11		Green Bay	W, 93-82

2K Empire Classic

11/15	--/13	vs. Oregon (n)	W, 77-69
11/16		vs. Connecticut (n)	W, 91-72

11/21	20/--	Alabama State	W, 105-78
11/27	14/--	Pittsburgh	W, 69-68
11/30	14/22	Wisconsin	L, 66-72
12/3	18/10	at Michigan State	L, 68-90
12/6	18/--	Iowa State	W, 98-84
12/15	22/--	vs. UNI (n)	W, 77-54
12/18	23/--	Western Carolina	W, 78-60
12/22	23/--	Savannah State	W, 110-64
12/29	24/--	Bryant	W, 72-67
1/3	25/--	at Purdue	L, 70-86
1/6	25/24	Nebraska	W, 93-84
1/9		at Northwestern	W, 73-63
1/12	--/16	Ohio State	W, 72-62
1/16	23/--	at Penn State	W, 89-82
1/20	23/--	Illinois	W, 95-71
1/24	19/6	Michigan State	L, 67-82
1/27	19/--	at Minnesota	L, 87-92
2/1	--/5	Michigan	W, 74-59
2/7	20/--	at Indiana	W, 77-72
2/10	20/--	Northwestern	W, 80-79
2/16	21/--	at Rutgers	W, 71-69
2/19	21/24	Maryland	L, 65-66
2/22	21/--	Indiana#	W, 76-70
2/26	22/--	at Ohio State	L, 70-90
3/2	22/--	Rutgers	L, 72-86
3/7	--/21	at Wisconsin	L, 45-65
3/10		at Nebraska#	L, 91-93

Big Ten Tournament

3/14		vs. Illinois (n)	W, 83-62
3/15	--/10	vs. Michigan (n)	L, 53-74

NCAA Tournament

3/22	--/22	vs. Cincinnati (n)	W, 79-72
3/24	--/6	vs. Tennessee# (n)	L, 77-83

2019-20 (20-11, 11-9 Big Ten/T-5th)

Pos.	#	Starters	Ppg.
C	55	Luka Garza (Jr.)	23.9
F	10	Joe Wieskamp (So.)	14.0
G	30	Connor McCaffery (RS-So.)	6.2
G	5	CJ Fredrick (RS-Fr.)	10.2
G	1	Joe Toussaint (Fr.)	6.5
Reserves			
F/C	15	Ryan Kriener (Sr.)	7.7
G	4	Bakari Evelyn (Sr.)	3.7
F	35	Cordell Pemsil (RS-Jr.)	2.8

Date	AP Rank UI/Opp	Opponent	Result
11/8		SIUE	W, 87-60
11/11		DePaul	L, 78-93
11/15		Oral Roberts	W, 87-74
11/21		North Florida	W, 83-68
11/24		Cal Poly	W, 85-59

Las Vegas Invitational

11/28	--/12	vs. Texas Tech (n)	W, 72-61
11/29		vs. San Diego State (n)	L, 73-83

12/3		at Syracuse	W, 68-54
12/6	--/4	at Michigan	L, 91-103
12/9		Minnesota	W, 72-52
12/12		at Iowa State	W, 84-68

Chicago Legends

12/21		vs. Cincinnati (n)	W, 77-70
12/29	25/--	Kennesaw State	W, 93-51
1/4	23/21	vs. Penn State (n)	L, 86-89
1/7		at Nebraska	L, 70-76
1/10	--/12	Maryland	W, 67-49

1/14		at Northwestern	W, 75-62
1/17	--/19	Michigan	W, 90-83
1/22	19/24	Rutgers	W, 85-80
1/27	19/--	Wisconsin	W, 68-62
1/30	18/15	at Maryland	L, 72-82
2/2	18/19	Illinois	W, 72-65
2/5	17/--	at Purdue	L, 68-104
2/8	--/17	Nebraska	W, 96-72
2/13	21/--	at Indiana	L, 77-89
2/16	21/--	at Minnesota	W, 58-55
2/20	20/25	Ohio State	W, 85-76
2/24	18/24	at Michigan State	L, 70-78
2/29	18/16	Penn State	W, 77-68
3/3	18/--	Purdue	L, 68-77
3/8	18/23	at Illinois	L, 76-78

Big Ten Tournament and NCAA Tournament

Canceled due to COVID-19 global pandemic

2020-21 (22-9, 14-6 Big Ten/3rd)

Pos.	#	Starters	Ppg.
C	55	Luka Garza (Sr.)	24.1
G/F	10	Joe Wieskamp (Jr.)	14.8
G	3	Jordan Bohannon (RS-Sr.)	10.6
G	5	CJ Fredrick (RS-So.)	7.5
G	30	Connor McCaffery (RS-Jr.)	3.3

Reserves

F	15	Keegan Murray (Fr.)	7.2
F	2	Jack Nunge (RS-So.)	7.1
F	22	Patrick McCaffery (RS-Fr.)	5.2

Date	AP Rank UI/Opp	Opponent	Result
11/25	6/--	N.C. Central	W, 97-67
11/27	6/--	Southern University	W, 103-76
12/3	3/--	Western Illinois	W, 99-58
12/8	3/16	North Carolina	W, 93-80
12/11	3/--	Iowa State	W, 105-77
12/13	3/--	Northern Illinois	W, 106-53
12/19	3/1	Gonzaga (n)	L, 88-99
12/22	4/--	Purdue	W, 70-55
12/25	4/--	at Minnesota#	L, 95-102
12/29	10/19	Northwestern	W, 87-72
1/2	10/14	at Rutgers	W, 77-75
1/7	5/--	at Maryland	W, 89-67
1/10	5/16	Minnesota	W, 86-71
1/17	5/--	at Northwestern	W, 96-73
1/21	4/--	Indiana	L, 69-81
1/29	7/19	at Illinois	L, 75-80
2/2	8/--	Michigan State	W, 84-78
2/4	8/7	Ohio State	L, 85-89
2/7	8/--	at Indiana	L, 65-67
2/10	15/25	Rutgers	W, 79-66
2/13	15/--	at Michigan State	W, 88-58
2/18	11/21	at Wisconsin	W, 77-62
2/21	11/--	Penn State	W, 74-68
2/25	9/3	at Michigan	L, 57-79
2/28	9/4	at Ohio State	W, 73-57
3/4	5/--	Nebraska	W, 102-64
3/7	5/25	Wisconsin	W, 77-73

Big Ten Tournament

3/12	5/--	vs. Wisconsin (n)	W, 62-57
3/13	5/3	vs. Illinois (n)	L, 71-82

NCAA Tournament

3/20	5/--	vs. Grand Canyon (n)	W, 86-74
3/22	5/--	vs. Oregon (n)	L, 80-95

FIRST BASKETBALL GAME PLAYED IN IOWA CITY

Iowa City was the site of the first college basketball game played with five players on a side. The historic event took place in Close Hall on the University of Iowa campus on January 18, 1896.

In that first game, the University of Chicago defeated Iowa 15-12, with neither team using any substitutes.

The game was arranged by Iowa professor H.F. Kallenberg, who had earlier attended Springfield College, and wrote James Naismith for a copy of the rules of the game, and Amos Alonzo Stagg, a friend of Kallenberg who had become the athletic director at Chicago.

YEAR-BY-YEAR SCORES

IOWA BASKETBALL



2023-24 MEDIA GUIDE

2021-22 (26-10, 12-8 Big Ten/T-4th)

Pos.	#	Starters	Ppg.
F	15	Keegan Murray (So.)	23.5
G	3	Jordan Bohannon (6th Year)	11.0
F	22	Patrick McCaffery (RS-So.)	10.5
G	11	Tony Perkins (So.)	7.4
C	0	Filip Rebraca (Sr.)	5.8
Reserves			
F	24	Kris Murray (So.)	9.7
G	20	Payton Sandfort (Fr.)	5.0
G	2	Joe Toussaint (Jr.)	4.3

Date	AP Rank UI/Opp	Opponent	Result
11/9	--/--	Longwood	W, 106-73
11/12	--/--	Kansas City	W, 89-57
11/16	--/--	N.C. Central	W, 86-69
11/18	--/--	Alabama State	W, 108-82
11/22	--/--	Western Michigan	W, 109-61
11/26	--/--	Portland State	W, 85-51
11/29	--/--	at Virginia	W, 75-74
12/3	--/2	at Purdue	L, 70-77
12/6	--/--	Illinois	L, 83-87
12/9	--/17	at Iowa State	L, 53-73
12/18	--/--	vs. Utah State (n)	W, 94-75
12/21	--/--	Southeastern Louisiana	W, 93-62
12/29	--/--	Western Illinois	W, 92-71
1/3	--/--	Maryland	W, 80-75
1/6	--/23	at Wisconsin	L, 78-87
1/13	--/--	Indiana	W, 83-74
1/16	--/--	at Minnesota	W, 81-71
1/19	--/--	at Rutgers	L, 46-48
1/22	--/--	Penn State	W, 68-51
1/27	--/6	Purdue	L, 73-83
1/31	--/--	at Penn State##	L, 86-90
2/6	--/--	Minnesota	W, 71-59
2/10	--/--	at Maryland	W, 110-87
2/13	--/--	Nebraska	W, 98-75
2/17	--/--	Michigan	L, 79-84
2/19	--/18	at Ohio State	W, 75-62
2/22	25/--	Michigan State	W, 86-60
2/25	25/--	at Nebraska	W, 88-78

2/28	24/--	Northwestern	W, 82-61
3/3	24/--	at Michigan	W, 82-71
3/6	24/20	at Illinois	L, 72-74

Big Ten Tournament

3/10	24/--	vs. Northwestern (n)	W, 112-76
3/11	24/--	vs. Rutgers (n)	W, 84-74
3/12	24/--	vs. Indiana (n)	W, 80-77
3/13	24/9	vs. Purdue (n)	W, 75-66

NCAA Tournament

3/17	16/--	vs. Richmond (n)	L, 63-67
------	-------	------------------	----------

2022-23 (19-14, 11-9 Big Ten/T-5th)

Pos.	#	Starters	Ppg.
F	24	Kris Murray (Jr.)	20.2
C	0	Filip Rebraca (Gr.)	14.1
G	11	Tony Perkins (Jr.)	12.3
G	20	Payton Sandfort (So.)	10.3
G	30	Connor McCaffery (Gr.)	6.5

Reserves

F	22	Patrick McCaffery (RS-Jr.)	9.8
G	1	Ahron Ullis (Jr.)	6.1
G	5	Dasonte Bowen (Fr.)	3.1

Date	AP Rank UI/Opp	Opponent	Result
11/7	--/--	Bethune-Cookman	W, 89-58
11/11	--/--	North Carolina A&T	W, 112-71
11/16	--/--	at Seton Hall	W, 83-67
11/21	25/--	Omaha	W, 100-64
11/25	25/--	vs. Clemson (n)	W, 74-71
11/26	25/--	vs. TCU (n)	L, 66-79
11/29	--/--	Georgia Tech	W, 81-65
12/6	--/15	vs. Duke (n)	L, 62-74
12/8	--/20	Iowa State	W, 75-56
12/11	--/--	Wisconsin#	L, 75-78
12/17	--/--	Southeast Missouri State	W, 106-75
12/21	--/--	Eastern Illinois	L, 83-92
12/29	--/--	at Nebraska	L, 50-66
1/1	--/--	at Penn State	L, 79-83

1/5	--/15	Indiana	W, 91-89
1/8	--/--	at Rutgers	W, 76-65
1/12	--/--	Michigan#	W, 93-84
1/15	--/--	Maryland	W, 81-67
1/21	--/--	at Ohio State	L, 77-93
1/26	--/--	at Michigan State	L, 61-63
1/29	--/--	Rutgers	W, 93-82
1/31	--/--	Northwestern	W, 86-70
2/4	--/--	Illinois	W, 81-79
2/9	--/1	at Purdue	L, 73-87
2/12	--/--	at Minnesota	W, 68-56
2/16	--/--	Ohio State	W, 92-75
2/19	--/--	at Northwestern	L, 60-80
2/22	--/--	at Wisconsin	L, 52-64
2/25	--/--	Michigan State#	W, 112-106
2/28	--/15	at Indiana	W, 90-68
3/5	--/--	Nebraska	L, 77-81

Big Ten Tournament

3/9	--/--	vs. Ohio State (n)	L, 69-73
-----	-------	--------------------	----------

NCAA Tournament

3/16	--/--	vs. Auburn (n)	L, 75-83
------	-------	----------------	----------

* -- Home Game

-- Overtime(s)

+ -- Awarded Forfeit

AP Rankings Information

1949-1960	AP ranked Top 20 teams
1961-1968	AP ranked Top 10 teams
1969-1989	AP ranked Top 20 teams
1990-present	AP ranked Top 25 teams



Iowa won four games in four days to capture the 2022 Big Ten Tournament Championship.



Iowa vs. Associated Press Ranked Teams

No.	W	L	Total	Pct.	No.	W	L	Total	Pct.	No.	W	L	Total	Pct.
1	3	23	26	.115	10	4	17	21	.190	19	10	11	21	.476
2	6	10	16	.375	11	5	16	21	.238	20	7	11	18	.389
3	6	18	24	.250	12	11	6	17	.647	21	3	7	10	.300
4	10	14	24	.417	13	11	11	22	.500	22	6	6	12	.500
5	9	14	23	.391	14	8	6	14	.571	23	1	10	11	.091
6	11	21	32	.344	15	8	13	21	.381	24	9	5	14	.643
7	12	12	24	.500	16	13	8	21	.619	25	7	4	11	.636
8	7	9	16	.438	17	15	10	25	.600	193 277 470 .411				
9	6	7	13	.462	18	5	8	13	.385					

1948-49 (0-2)

Date	AP Rank UI/Opp	Opponent	Result
2/12	--/7	at Minnesota	L, 49-54
2/21	--/4	at Illinois	L, 49-80

1949-50 (2-1)

Date	AP Rank UI/Opp	Opponent	Result
1/14	--/4	Indiana	W, 65-54
1/23	--/13	at Ohio State	L, 54-68
2/25	--/17	at Indiana	W, 59-53

1950-51 (2-3)

Date	AP Rank UI/Opp	Opponent	Result
12/18	--/14	Notre Dame	W, 63-60
12/23	--/9	UCLA	W, 80-63
1/20	--/14	at Illinois	L, 53-69
2/12	--/6	Indiana	L, 54-63
2/26	--/7	at Indiana	L, 53-63

1951-52 (3-2)

Date	AP Rank UI/Opp	Opponent	Result
1/5	12/20	at Michigan State	W, 61-60
1/12	10/4	Indiana	W, 78-59
1/21	4/20	at Indiana	L, 69-82
2/9	9/3	Illinois	W, 73-68
2/23	4/5	at Illinois	L, 62-78

1952-53 (1-3)

Date	AP Rank UI/Opp	Opponent	Result
12/22	--/15	Indiana	L, 72-91
2/14	--/5	at Illinois	L, 63-80
2/21	--/5	Illinois	W, 67-62
3/9	--/1	at Indiana	L, 61-68

1953-54 (4-1)

Date	AP Rank UI/Opp	Opponent	Result
12/30	--/14	at UCLA	W, 65-50
1/16	--/10	Minnesota	L, 55-59
1/18	--/20	at Illinois	W, 79-70
2/13	--/12	at Minnesota#	W, 86-82
2/22	20/3	at Indiana	W, 82-64

1954-55 (4-2)

Date	AP Rank UI/Opp	Opponent	Result
1/8	14/13	Minnesota	L, 80-81
1/17	19/7	Illinois	W, 92-80
2/21	16/13	at Illinois	W, 89-70
2/28	12/6	at Minnesota	W, 72-70
3/12	12/4	vs. Marquette	W, 86-81
3/18	12/3	vs. LaSalle	L, 73-76

1955-56 (4-2)

Date	AP Rank UI/Opp	Opponent	Result
1/7	--/20	Michigan State	L, 64-65
1/9	--/7	at Ohio State	W, 88-73
3/3	10/2	Illinois	W, 96-72
3/17	5/9	Kentucky	W, 89-77
3/22	5/13	vs. Temple	W, 83-76
3/23	5/1	vs. San Francisco	L, 71-83

1956-57 (4-2)

Date	AP Rank UI/Opp	Opponent	Result
12/22	--/14	Kansas State	W, 85-83
12/29	--/4	vs. West Virginia (n)	W, 79-76
1/7	--/5	at Illinois	L, 70-81
1/12	--/19	Minnesota	W, 89-66
2/9	--/17	Purdue	W, 74-67
2/18	--/11	at Indiana	L, 76-90

1957-58 (2-3)

Date	AP Rank UI/Opp	Opponent	Result
12/14	--/5	at Kansas State	L, 69-86
12/21	--/17	Oregon State#	W, 77-67
1/6	--/17	at Illinois	W, 70-68
2/10	--/19	at Michigan State	L, 84-90
3/1	--/15	Michigan State	L, 65-83

1958-59 (2-4)

Date	AP Rank UI/Opp	Opponent	Result
12/19	--/15	at California	L, 52-71
1/3	--/6	at Northwestern	L, 77-80
1/5	--/5	Michigan State	W, 80-68
1/17	--/19	at Indiana	W, 88-78
1/24	--/18	Northwestern	L, 96-99
3/7	--/6	at Michigan State	L, 74-84

1959-60 (1-2)

Date	AP Rank UI/Opp	Opponent	Result
12/28	14/12	at NYU	W, 80-75
12/30	14/1	vs. Cincinnati (n)	L, 83-96
2/13	--/4	at Ohio State	L, 47-75

1960-61 (1-1)

Date	AP Rank UI/Opp	Opponent	Result
12/30	--/16	at UCLA	W, 71-65
2/18	9/1	Ohio State	L, 61-62

1961-62 (0-2)

Date	AP Rank UI/Opp	Opponent	Result
2/5	--/1	at Ohio State	L, 63-89
2/26	--/1	Ohio State	L, 62-72

1962-63 (1-5)

Date	AP Rank UI/Opp	Opponent	Result
12/21	--/9	at Kentucky	L, 69-94
1/5	--/3	Illinois	L, 76-85
1/19	--/8	Ohio State	W, 81-74
2/2	--/2	at Loyola (IL)	L, 68-86
2/23	--/5	at Ohio State	L, 70-83
3/9	--/8	at Illinois	L, 69-73

1963-64 (0-2)

Date	AP Rank UI/Opp	Opponent	Result
2/1	--/10	at Loyola (IL)	L, 71-85
3/7	--/2	Michigan	L, 61-69

1964-65 (2-3)

Date	AP Rank UI/Opp	Opponent	Result
1/11	--/5	Indiana	L, 76-85
1/18	--/5	at Indiana	W, 74-68
1/29	--/1	at UCLA	W, 87-82
2/8	--/1	at Michigan	L, 66-81
3/2	--/6	Minnesota	L, 70-78

1965-66 (1-0)

Date	AP Rank UI/Opp	Opponent	Result
2/21	--/10	Michigan	W, 91-82

1966-67 (1-0)

Date	AP Rank UI/Opp	Opponent	Result
12/30	--/7	at Cincinnati	W, 78-69

1967-68 (1-0)

Date	AP Rank UI/Opp	Opponent	Result
12/28	--/4	vs. Tennessee (n) #	W, 64-59

1968-69 (2-4)

Date	AP Rank UI/Opp	Opponent	Result
2/1	--/4	at Davidson	W, 76-61
2/4	--/9	at Purdue	L, 87-99
2/8	--/10	at Illinois	L, 69-98
2/22	--/10	at Ohio State	L, 81-88
2/25	--/15	Illinois	W, 74-53
3/1	--/9	Purdue	L, 85-97

1969-70 (3-1)

Date	AP Rank UI/Opp	Opponent	Result
12/11	--/7	Duquesne	W, 98-87
1/3	--/17	Purdue	W, 94-88
3/12	8/6	vs. Jacksonville	L, 103-104
3/14	8/15	vs. Notre Dame	W, 121-106

1970-71 (3-3)

Date	AP Rank UI/Opp	Opponent	Result
12/12	--/7	at Drake	L, 70-72
2/2	--/15	Illinois	W, 92-84
2/23	--/18	at Ohio State	L, 71-80
3/6	--/18	at Indiana	L, 88-104



1971-72 (2-4)

Date	AP Rank UI/Opp	Opponent	Result
12/4	--/1	at UCLA	L, 72-106
1/22	--/5	at South Carolina	W, 91-85
1/29	--/16	Minnesota	L, 50-61
2/1	--/9	at Ohio State	L, 77-82
2/5	--/19	at Minnesota	L, 52-53
2/8	--/7	Ohio State	W, 80-67

1972-73 (3-4)

Date	AP Rank UI/Opp	Opponent	Result
12/4	--/8	at Kentucky	W, 79-66
12/13	--/20	Kansas State	L, 62-68
12/23	--/3	Marquette	L, 61-69
1/6	--/6	Minnesota#	W, 65-62
2/24	--/17	at Purdue	L, 66-74
3/3	--/12	Indiana	L, 64-80
3/5	--/3	at Minnesota	W, 79-77

1973-74 (0-5)

Date	AP Rank UI/Opp	Opponent	Result
12/8	--/7	at Marquette	L, 70-86
12/11	--/15	at Kansas State	L, 67-105
1/17	--/1	at UCLA	L, 44-66
1/19	--/12	Indiana	L, 51-55
1/26	--/15	Michigan#	L, 84-86

1974-75 (1-4)

Date	AP Rank UI/Opp	Opponent	Result
12/7	--/7	at Kansas	L, 54-89
1/11	--/1	at Indiana	L, 49-102
1/18	--/19	Michigan	L, 70-75
1/25	--/17	Minnesota	W, 53-44
2/8	--/1	Indiana	L, 56-79

1975-76 (1-4)

Date	AP Rank UI/Opp	Opponent	Result
1/10	--/17	at Minnesota	W, 71-68
1/26	--/1	Indiana	L, 73-88
1/31	--/15	at Michigan	L, 95-104
2/23	--/1	at Indiana	L, 81-101
2/28	--/13	Michigan	L, 74-88

1976-77 (2-2)

Date	AP Rank UI/Opp	Opponent	Result
1/8	--/13	at Minnesota+	W, 68-78
1/17	--/5	Michigan	L, 75-99
2/12	--/8	Minnesota+	W, 58-61
2/17	--/5	at Michigan	L, 80-91

1977-78 (0-4)

Date	AP Rank UI/Opp	Opponent	Result
12/21	--/9	at UNLV	L, 84-85
1/5	--/11	at Indiana	L, 51-69
1/21	--/10	at Michigan State	L, 58-68
2/9	--/10	Michigan State	L, 70-71

1978-79 (4-2)

Date	AP Rank UI/Opp	Opponent	Result
1/6	--/13	at Michigan	W, 85-79
1/20	--/6	at Michigan State#	L, 72-83
1/25	--/8	Illinois	W, 58-52
2/8	15/10	Michigan State	L, 57-60
2/15	14/13	Purdue	W, 75-72
2/24	12/14	at Ohio State	W, 83-68

1979-80 (5-6)

Date	AP Rank UI/Opp	Opponent	Result
1/3	10/20	at Illinois	W, 72-71
1/10	12/3	Ohio State	L, 71-77
1/17	13/19	at Indiana	L, 69-81
1/31	--/17	at Purdue	L, 56-70
2/9	--/12	Purdue	W, 74-59
2/23	--/11	at Ohio State	L, 69-70
3/8	--/19	vs. NC State	W, 77-64
3/14	--/3	vs. Syracuse	W, 88-77
3/16	--/20	vs. Georgetown	W, 81-80
3/22	--/4	vs. Louisville	L, 72-80
3/24	--/18	vs. Purdue	L, 58-75

1980-81 (3-0)

Date	AP Rank UI/Opp	Opponent	Result
1/17	14/9	at Michigan	W, 75-58
2/7	15/18	Illinois	W, 72-66
2/19	12/16	Indiana	W, 78-65

1981-82 (0-3)

Date	AP Rank UI/Opp	Opponent	Result
1/14	5/11	at Minnesota	L, 56-61
2/27	11/13	Minnesota###	L, 55-57
3/14	11/6	vs. Idaho#	L, 67-69

1982-83 (6-3)

Date	AP Rank UI/Opp	Opponent	Result
12/8	7/16	Marquette	W, 87-66
12/18	7/4	at UCLA	L, 66-75
1/20	10/16	at Minnesota	W, 68-52
1/29	14/2	Indiana	W, 63-48
2/10	20/18	Purdue	W, 55-46
2/16	16/2	at Indiana	W, 58-57
2/19	16/20	at Ohio State	L, 69-85
3/19	--/12	vs. Missouri	W, 77-63
3/25	--/13	vs. Villanova	L, 54-55

1983-84 (2-6)

Date	AP Rank UI/Opp	Opponent	Result
12/3	5/10	Oregon State	W, 56-45
12/10	5/18	at Oregon State	L, 48-53
12/30	--/17	vs. Memphis (n)	W, 73-66
2/2	--/8	Illinois##	L, 52-54
2/4	--/16	Purdue	L, 46-48
2/9	--/11	at Purdue	L, 58-79
2/12	--/8	at Illinois	L, 53-73
2/16	--/17	Indiana	L, 45-49

1984-85 (2-1)

Date	AP Rank UI/Opp	Opponent	Result
1/5	--/6	Illinois	W, 64-60
1/17	--/19	at Michigan State	W, 79-65
2/14	11/3	Michigan	L, 52-56

1985-86 (3-4)

Date	AP Rank UI/Opp	Opponent	Result
1/4	--/14	at Illinois	W, 60-59
1/18	--/2	Michigan	L, 57-61
1/30	--/15	Indiana	W, 79-69
2/15	--/10	at Michigan	L, 66-82
3/2	--/16	at Indiana	L, 73-80
3/6	--/19	Illinois	W, 57-53
3/14	--/20	vs. NC State	L, 64-66

1986-87 (6-3)

Date	AP Rank UI/Opp	Opponent	Result
Great Alaska Shootout			
11/29	10/17	vs. NC State (n) #	W, 90-89
1/14	2/8	at Illinois#	W, 91-88
1/19	2/6	at Purdue	W, 70-67
1/22	1/3	Indiana	W, 101-88
2/12	4/7	Purdue	L, 73-80
2/14	4/11	Illinois	W, 66-61
2/21	7/2	at Indiana	L, 75-84
3/20	6/17	vs. Oklahoma	W, 93-91
3/22	6/1	vs. UNLV	L, 81-84

1987-88 (5-6)

Date	AP Rank UI/Opp	Opponent	Result
11/28	11/7	vs. Kansas (n)	W, 100-81
12/12	3/4	Arizona	L, 59-66
12/19	7/20	at Iowa State#	L, 100-102
1/6	16/12	Indiana	W, 84-70
1/9	16/10	at Purdue	L, 79-80
1/21	19/13	Illinois	W, 93-79
2/3	13/11	at Michigan	L, 103-120
2/15	13/2	Purdue	L, 66-73
2/27	13/7	Michigan	W, 95-87
3/20	15/7	vs. UNLV	W, 104-86
3/25	15/3	vs. Arizona	L, 79-99

1988-89 (4-6)

Date	AP Rank UI/Opp	Opponent	Result
1/7	9/6	at North Carolina	W, 98-97
1/19	7/16	at Ohio State	L, 91-102
1/30	9/17	at Indiana	L, 89-104
2/5	9/2	Illinois	W, 86-82
2/9	8/10	Michigan##	L, 107-108
2/13	15/16	Ohio State	W, 83-75
3/4	11/10	at Michigan	L, 96-119
3/8	15/4	at Illinois	L, 94-118
3/11	15/6	Indiana	W, 87-70
3/19	15/17	vs. N.C. State##	L, 96-102

1989-90 (4-7)

Date	AP Rank UI/Opp	Opponent	Result
12/9	--/17	North Carolina	W, 87-74
12/23	16/13	at UNLV	L, 80-97
1/18	--/14	Indiana	L, 79-83
1/20	--/6	Michigan#	W, 78-76
1/25	--/21	at Minnesota	L, 72-84
1/27	--/13	at Purdue	L, 59-80
1/29	--/11	Illinois	W, 69-67
2/12	--/21	Michigan State	L, 70-80
2/24	--/18	Minnesota	L, 80-102
2/28	--/9	Purdue	W, 64-63
3/4	--/18	at Illinois	L, 85-118

1990-91 (6-3)

Date	AP Rank UI/Opp	Opponent	Result
11/15	--/19	Temple	W, 73-71
12/22	--/5	UCLA	W, 88-71
1/3	22/6	at Ohio State	L, 59-63
1/5	22/25	Michigan State	W, 79-66
1/19	24/3	Indiana	L, 79-99
2/7	--/25	at Michigan State	W, 71-67
2/21	--/4	at Indiana#	W, 80-79
3/10	--/2	Ohio State	W, 80-69
3/16	--/6	vs. Duke	L, 70-85

**1991-92 (3-5)**

Date	AP Rank UI/Opp	Opponent	Result
1/9	--/11	Michigan#	L, 77-80
1/19	--/4	at Ohio State	L, 81-85
2/6	--/11	Michigan State	W, 77-63
2/9	--/6	at Indiana	L, 66-81
2/12	--/17	at Michigan	W, 80-68
2/18	--/6	Ohio State	W, 92-86
3/15	--/16	at Michigan State	L, 53-64
3/21	--/1	vs. Duke	L, 62-75

1992-93 (2-6)

Date	AP Rank UI/Opp	Opponent	Result
1/6	8/5	at Indiana	L, 67-75
1/13	13/19	Minnesota	W, 84-77
1/16	13/3	at Duke	L, 56-65
1/31	11/5	Michigan	W, 88-80
2/6	9/1	Indiana	L, 66-73
3/2	15/4	at Michigan	L, 73-82
3/6	15/24	at Purdue	L, 58-69
3/21	17/12	vs. Wake Forest	L, 78-84

1993-94 (1-7)

Date	AP Rank UI/Opp	Opponent	Result
12/22	--/3	Duke	L, 76-79
1/8	--/13	Michigan	L, 70-71
1/11	--/11	Indiana	L, 75-89
2/2	--/22	Minnesota	W, 92-88
2/6	--/8	Purdue	L, 78-87
2/12	--/12	at Indiana	L, 91-93
2/16	--/7	at Michigan	L, 76-89
3/5	--/18	at Minnesota###	L, 96-107

1994-95 (4-3)

Date	AP Rank UI/Opp	Opponent	Result
12/3	--/14	Ohio University	W, 91-75
12/27	--/7	vs. Duke (n)	W, 81-71
12/30	--/3	vs. Arkansas (n)	L, 92-101
1/7	22/14	at Michigan State	L, 68-69
2/15	--/24	at Minnesota	W, 74-70
3/1	--/17	at Purdue	L, 85-92
3/8	--/9	Michigan State	W, 79-78

1995-96 (3-2)

Date	AP Rank UI/Opp	Opponent	Result
11/24	10/6	vs. Connecticut (n) #	W, 101-95
1/28	22/16	Michigan	W, 70-61
2/3	16/10	Penn State#	L, 87-95
3/9	19/4	Purdue	W, 56-52
3/17	19/11	vs. Arizona	L, 73-87

1996-97 (2-5)

Date	AP Rank UI/Opp	Opponent	Result
12/14	--/6	Iowa State	L, 74-81
1/19	--/18	at Michigan	L, 71-79
1/23	--/8	at Minnesota	L, 51-66
2/4	25/24	Indiana	W, 75-67
2/15	--/3	Minnesota	L, 66-68
2/20	--/18	Michigan	W, 80-75
3/15	--/6	vs. Kentucky	L, 69-75

1997-98 (1-3)

Date	AP Rank UI/Opp	Opponent	Result
2/1	16/19	Michigan	L, 66-80
2/7	24/16	at Michigan State	L, 64-75
2/18	--/5	Purdue	W, 88-69
2/22	--/23	at Illinois	L, 72-79

1998-99 (6-9)

Date	AP Rank UI/Opp	Opponent	Result
12/8	--/10	at Kansas	W, 85-81
12/31	21/8	Indiana	W, 67-52
1/7	17/11	Illinois	W, 84-62
1/12	12/21	at Ohio State	W, 71-68
1/16	12/19	at Minnesota	L, 70-75
1/21	14/11	at Michigan State	L, 65-80
1/23	14/15	Wisconsin	L, 52-72
2/4	14/18	at Purdue	L, 75-90
2/6	14/8	Michigan State	L, 81-95
2/10	19/22	Minnesota	W, 76-73
2/13	19/13	Ohio State	L, 69-73
2/27	18/20	at Indiana	L, 81-88
3/5	20/19	vs. Wisconsin (n)	L, 60-74
3/13	20/22	vs. Arkansas	W, 82-72
3/18	20/3	vs. Connecticut	L, 68-78

1999-2000 (3-5)

Date	AP Rank UI/Opp	Opponent	Result
11/11	--/1	vs. Connecticut (n)	W, 70-68
11/30	--/24	vs. Maryland (n)	L, 65-83
1/8	--/11	Michigan State	L, 53-75
1/18	--/11	at Indiana	L, 71-74
2/3	--/15	Kansas	W, 77-69
2/9	--/5	at Ohio State	W, 67-64
2/16	--/25	at Purdue	L, 59-67
3/10	--/5	vs. Michigan State	L, 65-75

2000-01 (2-5)

Date	AP Rank UI/Opp	Opponent	Result
12/29	23/6	vs. Tennessee (n)	L, 68-80
1/11	--/7	Illinois	W, 78-62
2/18	25/5	at Michigan State	L, 70-94
2/24	--/3	at Illinois	L, 63-89
3/3	--/22	Wisconsin	L, 57-59
3/9	--/24	vs. Ohio State (n)	W, 75-66
3/17	--/15	vs. Kentucky	L, 79-92

2001-02 (3-5)

Date	AP Rank UI/Opp	Opponent	Result
11/20	9/12	vs. Memphis (n)	W, 75-71
11/21	9/5	vs. Missouri (n)	L, 77-78
11/27	7/1	vs. Duke (n)	L, 62-80
12/15	15/2	at Missouri	W, 83-65
1/15	17/11	at Illinois	L, 66-77
2/16	--/23	Ohio State	L, 66-72
3/9	--/23	vs. Indiana (n)	W, 62-60
3/10	--/21	vs. Ohio State (n)	L, 64-81

2002-03 (2-0)

Date	AP Rank UI/Opp	Opponent	Result
1/11	--/25	Michigan State	W, 68-64
1/15	--/8	Illinois	W, 68-61

2003-04 (2-4)

Date	AP Rank UI/Opp	Opponent	Result
11/29	--/17	vs. Louisville# (n)	W, 70-69
1/3	--/23	at Missouri	L, 56-76
1/7	--/24	Purdue	W, 71-61
1/17	--/25	at Illinois	L, 82-88
2/11	--/17	Wisconsin	L, 52-54
2/25	--/23	Illinois	L, 59-78

2004-05 (3-7)

Date	AP Rank UI/Opp	Opponent	Result
11/22	--/12	vs. Louisville (n)	W, 76-71
11/23	--/15	vs. Texas (n)	W, 82-80
11/24	--/11	vs. North Carolina (n)	L, 92-106
1/20	23/1	at Illinois#	L, 68-73
2/5	--/12	Michigan State	L, 64-75
2/9	--/20	at Wisconsin	L, 69-72
2/19	--/1	Illinois	L, 65-75
3/11	--/13	vs. Michigan State (n)	W, 71-69
3/12	--/23	vs. Wisconsin (n)	L, 56-59
3/17	--/21	vs. #23 Cincinnati	L, 64-76

2005-06 (8-1)

Date	AP Rank UI/Opp	Opponent	Result
11/21	18/7	vs. Kentucky (n)	W, 67-63
11/22	18/2	vs. Texas (n)	L, 59-68
11/30	14/24	NC State	W, 45-42
1/24	--/13	Indiana	W, 73-60
1/28	--/16	Ohio State	W, 67-62
2/4	23/21	Michigan	W, 94-66
2/11	18/24	at Indiana	W, 70-67
2/14	18/16	Michigan State	W, 66-54
3/12	20/7	vs. Ohio State (n)	W, 67-60

2006-07 (0-3)

Date	AP Rank UI/Opp	Opponent	Result
11/19	--/10	vs. Alabama (n)	L, 60-72
1/28	--/2	Wisconsin	L, 46-57
2/10	--/4	at Wisconsin	L, 62-74

2007-08 (1-5)

Date	AP Rank UI/Opp	Opponent	Result
1/2	--/11	Indiana	L, 76-79
1/5	--/25	at Wisconsin	L, 51-64
1/12	--/6	Michigan State	W, 43-36
1/23	--/7	at Indiana	L, 43-65
2/6	--/8	Wisconsin	L, 54-60
2/23	--/19	at Michigan State	L, 52-66

2008-09 (0-7)

Date	AP Rank UI/Opp	Opponent	Result
12/31	--/24	at Ohio State	L, 65-68
1/8	--/22	Minnesota	L, 49-52
1/18	--/19	at Purdue	L, 53-75
1/29	--/9	Michigan State	L, 56-71
2/1	--/19	at Illinois	L, 54-62
2/14	--/20	Purdue	L, 45-49
2/25	--/9	at Michigan State	L, 54-62

2009-10 (0-8)

Date	AP Rank UI/Opp	Opponent	Result
11/23	--/3	vs. Texas (n)	L, 60-85
12/29	--/4	Purdue	L, 58-67
1/9	--/10	Michigan State	L, 53-71
1/20	--/6	at Michigan State	L, 63-70
1/27	--/20	Ohio State	L, 57-65
2/7	--/13	at Ohio State	L, 58-68
2/13	--/6	at Purdue	L, 40-63
3/3	--/15	at Wisconsin	L, 40-67

2010-11 (1-5)

Date	AP Rank UI/Opp	Opponent	Result
12/29	--/23	Illinois	L, 77-87
1/4	--/2	Ohio State	L, 68-73
1/9	--/11	at Purdue	L, 52-75
1/19	--/1	at Ohio State	L, 48-70
2/9	--/13	Wisconsin#	L, 59-62
3/5	--/6	Purdue	W, 67-65



2011-12 (4-3)

Date	AP Rank UI/Opp	Opponent	Result
12/31	--/11	at Wisconsin	W, 72-65
1/7	--/6	Ohio State	L, 47-76
1/10	--/6	at Michigan State	L, 61-95
1/14	--/13	Michigan	W, 75-59
1/29	--/16	at Indiana	L, 89-103
2/19	--/18	Indiana	W, 78-66
2/23	--/16	Wisconsin	W, 67-66

2012-13 (0-7)

Date	AP Rank UI/Opp	Opponent	Result
12/31	--/5	Indiana	L, 65-69
1/6	--/2	at Michigan	L, 67-95
1/10	--/22	Michigan State	L, 59-62
1/22	--/14	at Ohio State	L, 63-72
2/3	--/23	at Minnesota	L, 59-62
3/2	--/1	at Indiana	L, 60-73
3/15	--/8	vs. Michigan State (n)	L, 56-59

2013-14 (2-6)

Date	AP Rank UI/Opp	Opponent	Result
12/13	23/17	at Iowa State	L, 82-85
1/5	22/4	at Wisconsin	L, 71-75
1/12	20/3	at Ohio State	W, 84-74
1/22	10/21	at Michigan	L, 67-75
1/28	15/7	Michigan State#	L, 69-71
2/8	17/10	Michigan	W, 85-67
2/22	15/16	Wisconsin	L, 74-79
3/6	24/22	Michigan State	L, 76-86

2014-15 (3-6)

Date	AP Rank UI/Opp	Opponent	Result
11/20	--/10	vs. Texas (n)	L, 57-71
11/21	--/23	vs. Syracuse (n)	L, 63-66
12/3	--/12	at North Carolina	W, 60-55
12/12	--/14	Iowa State	L, 75-90
12/30	--/20	at Ohio State	W, 71-65
1/20	25/6	at Wisconsin	L, 50-82
1/31	--/5	Wisconsin	L, 50-82
2/8	--/17	Maryland	W, 71-55
3/22	--/7	vs. Gonzaga (n)	L, 68-87

2015-16 (5-5)

Date	AP Rank UI/Opp	Opponent	Result
11/27	--/17	vs. Notre Dame (n)	L, 62-68
11/29	--/20	vs. Wichita State (n)	W, 84-61
12/10	--/4	at Iowa State	L, 82-83
12/29	--/1	Michigan State	W, 83-70
1/2	--/14	at Purdue	W, 70-63
1/14	16/4	at Michigan State	W, 76-59
1/24	9/22	Purdue	W, 83-71
1/28	3/8	at Maryland	L, 68-74
3/1	16/12	Indiana	L, 78-81
3/20	20/3	vs. Villanova (n)	L, 68-87

2016-17 (4-3)

Date	AP Rank UI/Opp	Opponent	Result
11/27	--/7	vs. Virginia	L, 41-74
12/8	--/25	Iowa State	W, 78-64
12/28	--/15	at Purdue	L, 67-89
1/12	--/17	Purdue	W, 83-78
1/19	--/25	Maryland	L, 76-84
2/25	--/24	at Maryland	W, 83-69
3/2	--/22	at Wisconsin	W, 59-57

2017-18 (0-5)

Date	AP Rank UI/Opp	Opponent	Result
1/20	--/3	Purdue	L, 64-87
2/6	--/4	Michigan State	L, 93-96
2/10	--/14	at Ohio State	L, 64-82
2/14	--/22	at Michigan	L, 59-74
3/1	--/15	vs. Michigan (n) #	L, 71-77

2018-19 (5-7)

Date	AP Rank UI/Opp	Opponent	Result
11/15	--/13	vs. Oregon (n)	W, 77-69
11/30	14/22	Wisconsin	L, 66-72
12/3	18/10	at Michigan State	L, 68-90
1/6	25/24	Nebraska	W, 93-84
1/12	--/16	Ohio State	W, 72-62
1/24	19/6	Michigan State	L, 67-82
2/1	--/5	Michigan	W, 74-59
2/19	21/24	Maryland	L, 65-66
3/7	--/21	at Wisconsin	L, 45-65
3/15	--/10	vs. Michigan (n)	L, 53-74
3/18	--/22	vs. Cincinnati (n)	W, 79-72
3/20	--/6	vs. Tennessee# (n)	L, 77-83

2019-20 (7-5)

Date	AP Rank UI/Opp	Opponent	Result
11/28	--/12	Texas Tech (n)	W, 72-61
12/6	--/4	Michigan	L, 91-103
1/4	23/21	vs. Penn State (n)	L, 86-89
1/10	--/12	Maryland	W, 67-49
1/17	--/19	Michigan	W, 90-83
1/22	19/24	Rutgers	W, 85-80
1/30	18/15	at Maryland	L, 72-82
2/2	18/19	Illinois	W, 72-65
2/20	20/25	Ohio State	W, 85-76
2/25	18/24	at Michigan State	L, 70-78
2/29	18/16	Penn State	W, 77-68
3/8	18/23	at Illinois	L, 76-78

2020-21 (8-5)

Date	AP Rank UI/Opp	Opponent	Result
12/8	3/16	North Carolina	W, 93-80
12/19	3/1	Gonzaga (n)	L, 88-99
12/29	10/19	Northwestern	W, 87-72
1/2	10/14	at Rutgers	W, 77-75
1/10	5/16	Minnesota	W, 86-71
1/29	7/19	at Illinois	L, 75-80
2/4	8/7	Ohio State	L, 85-89
2/10	15/25	Rutgers	W, 79-66
2/18	11/21	at Wisconsin	W, 77-62
2/25	9/3	at Michigan	L, 57-79
2/28	9/4	at Ohio State	W, 73-57
3/7	5/25	Wisconsin	W, 77-73
3/13	5/3	vs. Illinois (n)	L, 71-82

2021-22 (2-5)

Date	AP Rank UI/Opp	Opponent	Result
12/3	--/2	Purdue	L, 70-77
12/9	--/17	at Iowa State	L, 53-73
1/6	--/23	at Wisconsin	L, 78-87
1/27	--/6	Purdue	L, 73-83
2/19	--/18	at Ohio State	W, 75-62
3/6	24/20	at Illinois	L, 72-74
3/13	24/9	vs. Purdue (n)	W, 75-66

2022-23 (3-2)

Date	AP Rank UI/Opp	Opponent	Result
12/6	--/15	vs. Duke (n)	L, 62-74
12/8	--/20	Iowa State	W, 75-56
1/5	--/15	Indiana	W, 91-89
2/9	--/1	at Purdue	L, 73-87
2/28	--/15	at Indiana	W, 90-68



Iowa won an NCAA-best combined 15 games over AP Top 25 opponents over the last two seasons (2020 & 2021).

**2K Empire Classic, New York City****2014-15**

Texas	L	57-71
Syracuse	L	63-66

2018-19

Oregon	W	77-69
Connecticut	W	91-72

Advocare Invitational**2015-16**

Dayton	L	77-82
Notre Dame	L	62-68
Wichita State	W	84-61

All-College Tournament, Oklahoma City, OK**1987-88**

Illinois State	L	88-89
Oral Roberts	W	126-94

Anteater Classic, Irvine, CA**1986-87**

Portland	W	84-65
UC-Irvine	W	105-103

Battle 4 Atlantis**2013-14, Paradise Island, Bahamas**

Xavier	W	77-74 (OT)
UTEP	W	89-53
Villanova	L	83-88 (OT)

Big Ten Postseason Tournament**1997-98, Chicago, IL (5th seed)**

Michigan	L	66-77
----------	---	-------

1998-99, Chicago, IL (5th seed)

Wisconsin	L	60-74
-----------	---	-------

1999-00, Chicago, IL (7th seed)

Minnesota	W	81-78
Michigan State	L	65-75

2000-01, Chicago, IL (6th seed)

Northwestern	W	72-55
Ohio State	W	75-66
Penn State	W	94-74
Indiana	W	63-61

2001-02, Indianapolis, IN (9th seed)

Purdue	W	87-72
Wisconsin	W	58-56
Indiana	W	62-60
Ohio State	L	64-81

2002-03, Chicago, IL (9th seed)

Ohio State	L	64-66
------------	---	-------

2003-04, Indianapolis, IN (4th seed)

Michigan	L	70-79
----------	---	-------

2004-05, Chicago, IL (7th seed)

Purdue	W	71-52
Michigan State	W	71-69
Wisconsin	L	56-59

2005-06, Indianapolis, IN (2nd seed)

Minnesota	W	67-57
Michigan State	W	53-48
Ohio State	W	67-60

2006-07, Chicago, IL (4th seed)

Purdue	L	55-74
--------	---	-------

2007-08, Indianapolis, IN (8th seed)

Michigan	L	47-55
----------	---	-------

2008-09, Indianapolis, IN (10th seed)

Michigan	L	45-73
----------	---	-------

2009-10, Indianapolis, IN (9th seed)

Michigan	L	52-59
----------	---	-------

2010-11, Indianapolis, IN (10th seed)

Michigan State	L	61-66
----------------	---	-------

2011-12, Indianapolis, IN (8th seed)

Illinois	W	64-61
Michigan State	L	75-92

2012-13, Chicago, IL (6th seed)

Northwestern	W	73-59
Michigan State	L	56-59

2013-14, Indianapolis, IN (6th seed)

Northwestern	L	62-67
--------------	---	-------

2014-15, Chicago, IL (5th seed)

Penn State	L	58-67
------------	---	-------

2015-16, Indianapolis, IN (5th seed)

Illinois	L	66-68
----------	---	-------

2016-17, Washington, D.C. (7th seed)

Indiana	L	73-95
---------	---	-------

2017-18, New York, NY (12th seed)

Illinois	W	96-87
Michigan	L	71-77 (OT)

2018-19, Chicago, IL (6th seed)

Illinois	W	83-62
Michigan	L	53-74

2019-20, Indianapolis (canceled due to COVID-19 global pandemic)**2020-21 (3rd seed)**

Wisconsin	W	62-57
Illinois	L	71-82

2021-22 (5th seed)

Northwestern	W	112-76
Rutgers	W	84-74
Indiana	W	75-66
Purdue	W	75-66

2022-23 (5th seed)

Ohio State	L	69-73
------------	---	-------

Cancun Challenge**2012-13, Cancun, Mexico**

Western Kentucky	W	63-55
Wichita State	L	63-75

Cabrillo Classic, San Diego, CA**1978-79**

Pennsylvania	W	87-84 (2 OT)
Stanford	W	83-68

**Cayman Islands Classic, Grand Cayman****2017-18**

Louisiana	L	71-80
South Dakota State	L	72-80
UAB	W	95-85

Chaminade Classic, Chaminade, HI**1988-89**

Eastern Illinois	W	89-71
Saint Louis	W	83-80
UC-Riverside	L	92-110

Dale Howard Classic**2011-12, Des Moines, IA**

Creighton	L	59-82
-----------	---	-------

Dayton Classic, Dayton, OH**1979-80**

Mississippi State	W	81-62
Dayton	W	61-54

Dixie Classic, Chapel Hill, NC**1956-57**

N.C. State	L	70-84
DePaul	L	72-73 (OT)
West Virginia	W	79-76

Emerald Coast Classic, Niceville, FL**2016-17**

Virginia	L	41-74
Memphis	L	92-100

Emerald Coast Classic, Niceville, FL**2022-23**

Clemson	W	74-71
TCU	L	66-79

Far West Classic, Pullman, WA**1958-59**

Wyoming	W	82-74
Oregon State	L	71-72

1962-63

Arizona	W	57-56
Oregon	W	62-48
Oregon State	L	57-64

1963-64

Colorado State	L	56-61
Louisiana State	L	81-92
Washington State	W	74-66

1974-75

Oregon State	L	60-97
Wake Forest	L	71-92
Boston College	L	81-86

1985-86

Tampa	W	54-45
Boston University	W	76-71
St. Joseph's	L	56-60

Fiesta Classic, Tempe, AZ**1980-81**

Cincinnati	W	69-64
Arizona State	L	88-96

Great Alaska Shootout, Anchorage, AK**1986-87**

Alaska-Anchorage	W	91-81
North Carolina State	W	90-89 (OT)
Northeastern	W	103-80

1995-96

Ohio University	W	78-51
Connecticut	W	101-95 (OT)
Duke	L	81-88

Guardians (CBE) Classic**2001-02, Kansas City, MO**

Memphis	W	75-71
Missouri	L	77-78

2005-06, Kansas City, MO

Kentucky	W	67-63
Texas	L	59-68

2009-10, Kansas City, MO

Texas	L	60-85
Wichita State	L	57-74

Hawkeye Invitational, Iowa City, IA**1982-83**

Navy	W	76-65
Hawai'i	W	99-67

1983-84

Baylor	W	67-44
Oregon State	W	56-45

1984-85

Boston University	W	67-53
Texas Tech	W	58-48

1985-86

Arkansas State	L	62-66
Lehigh	W	89-68

1986-87

Delaware	W	95-47
Loyola-Marymount	W	103-80

1987-88

Navy	W	91-61
UC-Irvine	W	124-88

1988-89

Brown	W	109-61
Georgia	W	102-76

1989-90

Ohio University	W	75-49
Cal-Santa Barbara	W	85-79

1990-91

Colgate	W	80-59
Creighton	W	83-77

1991-92

Army	W	74-39
Louisiana Tech	W	84-65

1992-93

Texas-Pan American	W	85-29
Mississippi State	W	69-54

1993-94

Lehigh	W	104-77
Long Beach State	W	101-79


1994-95

Pepperdine	W	99-63
Ohio University	W	91-75

1995-96

East Tennessee State	W	104-58
Colgate	W	79-59

1996-97

Grambling State	W	93-73
LaSalle	W	65-60

1997-98

Rice	W	81-52
Weber State	W	81-56

1998-99

South Alabama	W	82-58
Detroit Mercy	W	61-60

1999-00

Texas Southern	W	73-51
Ohio University	W	86-66

2000-01

Tenn.-Chattanooga	W	79-60
Tulsa	W	66-65

2001-02

Alabama State	W	73-64
Southern Methodist	W	86-69

2002-03

Montana State	W	65-44
Southern Mississippi	W	65-63

2003-04

Eastern Washington	W	70-54
Northern Illinois	W	65-57

2004-05

Centenary	W	88-53
UNC Greensboro	W	83-58

2005-06

Fairfield	W	75-59
Valparaiso	W	72-59

2006-07

Texas-Pan American	W	62-46
Coppin State	W	83-67

2007-08

Louisiana-Monroe	L	67-72 (OT)
Eastern Illinois	W	57-45

Holiday Festival, New York, NY
1959-60

St. John's	W	91-84
NYU	W	80-75
Cincinnati	L	83-96

Jimmy V Classic
2022-23, New York, NY

Duke	L	62-74
------	---	-------

IKON Coaches vs. Cancer Classic, New York City, NY
1999-00

Connecticut	W	70-68
Stanford	L	58-72

Kentucky Invitational, Lexington, KY
1962-63

Kentucky	L	69-94
Oregon State	L	55-61

Kettle Classic, Houston, TX
1981-82

Clemson	W	80-68
Houston	L	52-62

Las Vegas Invitational, Las Vegas, NV
2008-09, Las Vegas, NV

West Virginia	L	68-87
Kansas State	W	65-63

Las Vegas Invitational, Las Vegas, NV
2019-20, Las Vegas, NV

Texas Tech	W	72-61
San Diego State	L	73-83

Lobo Classic, Albuquerque, NM
1976-77

New Mexico	L	83-96
Pittsburgh	W	103-80

Los Angeles Classic, Los Angeles, CA
1960-61

California	W	83-80 (4 OTs)
USC	W	70-62
UCLA	W	71-65

1964-65

USC	W	71-65
Utah	L	88-92
Minnesota	W	76-74

1967-68

Tennessee	W	64-59 (OT)
Wyoming	L	87-94 (2 OT)
Saint Louis	W	80-77 (OT)

Maui Invitational, Maui, HI
1987-88

Stanford	W	78-75
Kansas	W	100-81
Villanova	W	97-74

1996-97

California	L	59-75
LSU	L	60-70
Chaminade	W	67-37

2004-05

Louisville	W	76-71
Texas	W	82-80
North Carolina	L	92-106

National Invitation Tournament, Preseason
1990-91

Temple (Iowa City, IA)	W	73-71
Notre Dame (South Bend, IN)	L	68-77

National Invitation Tournament, Postseason
1994-95

DePaul (Moline, IL)	W	96-87
Ohio University (Iowa City, IA)	W	66-62
Penn State (Iowa City, IA)	L	64-67

1997-98

Georgia (Iowa City, IA)	L	93-100
-------------------------	---	--------

**2001-02**

LSU (Iowa City, IA)	L	61-63
---------------------	---	-------

2002-03

Valparaiso (Iowa City, IA)	W	62-60
Iowa State (Ames, IA)	W	54-53
Georgia Tech (Iowa City, IA)	L	78-79

2003-04

Saint Louis (St. Charles, MO)	L	69-70
-------------------------------	---	-------

2011-12

Dayton (Iowa City, IA)	W	84-75
Oregon (Eugene, OR)	L	97-108

2012-13

Indiana State (Iowa City, IA)	W	68-52
Stony Brook (Iowa City, IA)	W	75-63
Virginia (Charlottesville, VA)	W	75-64
Maryland (New York, NY)	W	71-60
Baylor (New York, NY)	L	54-74

2016-17

South Dakota (Iowa City, IA)	W	87-75
TCU (Iowa City, IA)	L	92-94 (OT)

NCAA Tournament**1954-55, Mideast Region, Evanston, IL**

Penn State	W	82-53
Marquette	W	86-81

Final Four, Kansas City, MO

LaSalle	L	73-76
Colorado	L	54-75

1955-56, Mideast Region, Iowa City, IA

Morehead State	W	97-83
Kentucky	W	89-77

Final Four, Evanston, IL

Temple	W	83-76
San Francisco	L	71-83

1969-70, Mideast Region, Columbus, OH

Jacksonville	L	103-104
Notre Dame	W	121-106

1978-79, Mideast Region, Bloomington, IN (#4 Seed)

Toledo	L	72-74
--------	---	-------

1979-80, East Region, Greensboro, NC (#5 Seed)

VA Commonwealth	W	86-72
N.C. State	W	77-64

Philadelphia, PA

Syracuse	W	88-77
Georgetown	W	81-80

Final Four, Indianapolis, IN

Louisville	L	72-80
Purdue	L	58-75

1980-81, Midwest Region, Wichita, KS (#3 Seed)

Wichita State	L	56-60
---------------	---	-------

1981-82, West Region, Pullman, WA (#6 Seed)

Northeast Louisiana	W	70-63
Idaho	L	67-69 (OT)

1982-83, Midwest Region, Louisville, KY (#7 Seed)

Utah State	W	64-59
Missouri	W	77-63
Kansas City, MO		
Villanova	L	54-55

1984-85, West Region, Salt Lake City, UT (#8 Seed)

Arkansas	L	54-63
----------	---	-------

1985-86, Midwest Region, Minneapolis, MN (#11 Seed)

N.C. State	L	64-66
------------	---	-------

1986-87, West Region, Tucson, AZ (#2 Seed)

Santa Clara	W	99-76
UTEP	W	84-82

Seattle, WA

Oklahoma	W	93-91 (OT)
UNLV	L	81-84

1987-88, West Region, Los Angeles, CA (#5 Seed)

Florida State	W	102-98
UNLV	W	104-86

Seattle, WA

Arizona	L	79-99
---------	---	-------

1988-89, East Region, Providence, RI (#4 Seed)

Rutgers	W	87-83
N.C. State	L	96-102 (2 OT)

1990-91, Midwest Region, Minneapolis, MN (#7 Seed)

East Tennessee State	W	76-73
Duke	L	70-85

1991-92, East Region, Greensboro, NC (#9 Seed)

Texas	W	98-92
Duke	L	62-75

1992-93, Southeast Region, Nashville, TN (#4 Seed)

Northeast Louisiana	W	82-69
Wake Forest	L	78-84

1995-96, West Region, Tempe, AZ (#6 Seed)

George Washington	W	81-79
Arizona	L	73-87

1996-97, West Region, Salt Lake City, UT (#8 Seed)

Virginia	W	73-60
Kentucky	L	69-75

1998-99, West Region, Denver, CO (#5 Seed)

UAB	W	77-64
Arkansas	W	82-72

Phoenix, AZ

Connecticut	L	68-78
-------------	---	-------

2000-01, East Region, Long Island, NY (#7 Seed)

Creighton	W	69-56
Kentucky	L	79-92

2004-05, Austin Region, Indianapolis, IN (#10 seed)

Cincinnati	L	64-76
------------	---	-------

2005-06, Atlanta Region, Auburn Hills, MI (#3 seed)

Northwestern State	L	63-64
--------------------	---	-------

2013-14, Midwest Region, Dayton, OH (#11 seed)

Tennessee	L	65-78 (OT)
-----------	---	------------

2014-15, South Region, Seattle, WA (#7 seed)

Davidson	W	83-52
Gonzaga	L	68-87

2015-16, South Region, Brooklyn, NY (#7 seed)

Temple	W	72-70 (OT)
Villanova	L	68-87


2018-19, South Region, Columbus, OH (#10 seed)

Cincinnati	W	79-72
Tennessee	L	77-83 (OT)

2020-21, West Region, Indianapolis, IN (#2 seed)

Grand Canyon	W	86-74
Oregon	L	80-95

2021-22, Midwest Region, Buffalo, NY (#5 seed)

Richmond	L	63-67
----------	---	-------

2022-23, Midwest Region, Buffalo, NY (#8 seed)

Auburn	L	75-83
--------	---	-------

Paradise Jam, St. Thomas, Virgin Islands
2006-07

Toledo	W	78-65
Alabama	L	60-72
Villanova	L	60-89

2010-11

Xavier	L	73-86
Alabama	W	55-47
Long Beach State	L	72-78

Quaker City Tournament, Philadelphia, PA
1961-62

Penn State	W	67-48
Pennsylvania	W	72-64
Villanova	L	56-69

Queen City Tournament, Buffalo, NY
1957-58

Cornell (NY)	W	73-68
Syracuse	W	58-52

Rainbow Classic, Honolulu, HI
1969-70

St. John's (NY)	L	55-57
Hawai'i	W	111-60

1975-76

Holy Cross	W	98-75
Arizona	W	82-80
USC	L	73-81

1984-85

Maryland	L	68-70 (OT)
Cornell (NY)	W	59-56 (OT)
Arkansas	W	71-52

1994-95

Duke	W	81-71
Hawai'i	W	84-82
Arkansas	L	92-101

2000-01

Detroit	W	69-68
Tennessee	L	68-80
Saint Louis	W	68-56

Rebel Roundup, Las Vegas, NV
1977-78

Tennessee	W	92-86
UNLV	L	84-85

Rochester Classic, Rochester, NY
1982-83

James Madison	W	47-45
Seton Hall	W	85-63

San Juan Christmas Shootout, San Juan, Puerto Rico
1997-98

Puerto Rico-Mayaguez	W	96-37
Southern Mississippi	W	82-58
St. Bonaventure	W	81-67

San Juan Shootout, San Juan, Puerto Rico
1992-93

American University	W	101-47
Eastern Michigan	W	103-66
Southern Illinois	W	90-70

South Padre Island Invitational
2007-08, South Padre Island, TX

Bradley	L	56-67
Utah State	L	62-75

Sugar Bowl Tournament, New Orleans, LA
1968-69

Houston	W	95-87
Duke	L	82-85

Sun Bowl Tournament, El Paso, TX
1965-66

Arkansas	W	77-75
UTEP	L	68-86

Tampa Tribune Holiday Invitational, Tampa, FL
1991-92

Butler	W	114-92
South Florida	L	78-85

Winston Tire Classic, Los Angeles, CA
1983-84

USC	W	62-61
Memphis State	W	73-66



IOWA NCAA TOURNAMENT RESULTS

1954-55, Mideast Region, Evanston, IL

Penn State	W	82-53
Marquette	W	86-81

Final Four, Kansas City, MO

LaSalle	L	73-76
Colorado	L	54-75

1955-56, Mideast Region, Iowa City, IA

Morehead State	W	97-83
Kentucky	W	89-77

Final Four, Evanston, IL

Temple	W	83-76
San Francisco	L	71-83

1969-70, Mideast Region, Columbus, OH

Jacksonville	L	103-104
Notre Dame	W	121-106

1978-79, Mideast Region, Bloomington, IN (#4 Seed)

Toledo	L	72-74
--------	---	-------

1979-80, East Region, Greensboro, NC (#5 Seed)

VCU	W	86-72
N.C. State	W	77-64

Philadelphia, PA

Syracuse	W	88-77
Georgetown	W	81-80

Final Four, Indianapolis, IN

Louisville	L	72-80
Purdue	L	58-75

1980-81, Midwest Region, Wichita, KS (#3 Seed)

Wichita State	L	56-60
---------------	---	-------

1981-82, West Region, Pullman, WA (#6 Seed)

Northeast Louisiana	W	70-63
Idaho	L	67-69 (OT)

1982-83, Midwest Region, Louisville, KY (#7 Seed)

Utah State	W	64-59
Missouri	W	77-63

Kansas City, MO

Villanova	L	54-55
-----------	---	-------

1984-85, West Region, Salt Lake City, UT (#8 Seed)

Arkansas	L	54-63
----------	---	-------

1985-86, Midwest Region, Minneapolis, MN (#11 Seed)

N.C. State	L	64-66
------------	---	-------

1986-87, West Region, Tucson, AZ (#2 Seed)

Santa Clara	W	99-76
Texas-El Paso	W	84-82

Seattle, WA

Oklahoma	W	93-91
UNLV	L	81-84

1987-88, West Region, Los Angeles, CA (#5 Seed)

Florida State	W	102-98
UNLV	W	104-86

Seattle, WA

Arizona	L	79-99
---------	---	-------

1988-89, East Region, Providence, RI (#4 Seed)

Rutgers	W	87-83
N.C. State	L	96-102 (2 OT)

1990-91, Midwest Region, Minneapolis, MN (#7 Seed)

East Tennessee State	W	76-73
Duke	L	70-85



Iowa's 1986-87 squad won a program-best 30 games and advanced to the Elite Eight. All five starters played professionally in the NBA.



1991-92, East Region, Greensboro, NC (#9 Seed)

Texas	W	98-92
Duke	L	62-75

1992-93, Southeast Region, Nashville, TN (#4 Seed)

Northeast Louisiana	W	82-69
Wake Forest	L	78-84

1995-96, West Region, Tempe, AZ (#6 Seed)

George Washington	W	81-79
Arizona	L	73-87

1996-97, West Region, Salt Lake City, UT (#8 Seed)

Virginia	W	73-60
Kentucky	L	69-75

1998-99, West Region, Denver, CO (#5 Seed)

UAB	W	77-64
Arkansas	W	82-72
Phoenix, AZ		
Connecticut	L	68-78

2000-01, East Region, Long Island, NY (#7 Seed)

Creighton	W	69-56
Kentucky	L	79-92

2004-05, Austin Region, Indianapolis, IN (#10 seed)

Cincinnati	L	64-76
------------	---	-------

2005-06, Atlanta Region, Auburn Hills, MI (#3 seed)

Northwestern State	L	63-64
--------------------	---	-------

2013-14, Midwest Region, Dayton, OH (#11 seed)

Tennessee	L	65-78 (OT)
-----------	---	------------

2014-15, South Region, Seattle, WA (#7 seed)

Davidson	W	83-52
Gonzaga	L	68-87

2015-16, South Region, Brooklyn, NY (#7 seed)

Temple	W	72-70 (OT)
Villanova	L	68-87

2018-19, South Region, Columbus, OH (#7 seed)

Cincinnati	W	79-72
Tennessee	L	77-83 (OT)

2019-20, NCAA Tournament - canceled due to the pandemic

2020-21, West Region, Indianapolis, IN (#2 seed)

Grand Canyon	W	86-74
Oregon	L	80-95

2021-22, Midwest Region, Buffalo, NY (#5 seed)

Richmond	L	63-67
----------	---	-------

2022-23, Midwest Region, Birmingham, AL (#8 seed)

Auburn	L	75-83
--------	---	-------

- 29 NCAA Tournament appearances
- 31-31 all-time NCAA Tournament record

Final Four (3x)

1980, 1956, 1955

Elite Eight (4x)

1987, 1980, 1956, 1955

Sweet 16 (8x)

1999, 1988, 1987, 1983, 1980, 1970, 1956, 1955

Second Round (13x since 64/68-team format began in 1985)

2021, 2019, 2016, 2015, 2001, 1999, 1997, 1996, 1993, 1992, 1991, 1989, 1988, 1987



Iowa's 1998-99 team won 13 of its first 14 games and ultimately the NCAA Tournament Sweet 16 after wins over UAB and Arkansas.

YEAR-BY-YEAR STATISTICS

IOWA BASKETBALL



2023-24 MEDIA GUIDE

YEAR	PTS-AVG	FG-FGA	PCT	3-PT FG	PCT	FT-FTA	PCT	REB-AVG	PF	AST	TO	BLK	STL
2022-23 Opponents	2642-80.1 2464-74.7	941-2077 939-1982	.453 .474	265-779 234-640	.340 .366	495-671 352-472	.738 .746	1207-36.6 1145-34.7	488 598	541 478	325 424	112 115	216 189
2021-22 Opponents	2995-83.2 2562-71.2	1071-2322 949-2170	.461 .437	331-912 259-788	.363 .329	522-697 405-570	.749 .711	1343-37.3 1293-35.9	583 641	577 518	331 490	156 104	264 188
2020-21 Opponents	2595-83.7 2241-72.3	923-1961 815-758	.471 .321	301-780 243-758	.386 .321	448-627 368-507	.715 .726	1231-39.7 1095-35.3	461 589	594 478	294 384	141 115	173 192
2019-20 Opponents	2410-77.7 2241-72.3	842-1868 815-758	.451 .321	244-703 243-758	.347 .321	482-643 368-507	.750 .726	1162-37.5 1095-35.3	496 589	538 478	376 384	120 115	191 192
2018-19 Opponents	2740-78.3 2585-73.9	914-2006 943-2104	.456 .448	285-782 281-866	.364 .324	627-849 418-606	.739 .690	1246-35.6 1217-34.8	565 721	542 545	425 454	112 97	211 230
2017-18 Opponents	2630-79.7 2597-78.7	946-1975 953-2061	.479 .462	252-672 284-755	.375 .376	486-699 407-579	.695 .703	1258-38.1 1092-33.1	551 646	602 537	441 365	134 97	172 232
2016-17 Opponents	2738-80.5 2654-78.1	964-2122 976-2195	.454 .445	300-791 289-603	.379 .685	510-741 413-603	.688 .685	1305-38.4 1302-38.3	610 673	602 587	472 486	130 117	252 265
2015-16 Opponents	2561-77.6 2287-69.3	906-2027 850-2021	.447 .421	269-719 242-772	.374 .313	480-669 345-505	.717 .683	1257-38.1 1229-37.2	538 644	523 454	339 432	156 99	223 176
2014-15 Opponents	2372-69.8 2119-62.3	821-1905 754-1903	.431 .396	192-576 227-696	.333 .326	538-723 384-553	.744 .694	1274-37.5 1136-33.4	536 607	482 411	377 417	158 121	218 200
2013-14 Opponents	2689-81.5 2321-70.3	919-1984 804-1938	.463 .415	191-546 229-722	.350 .317	660-898 484-686	.735 .706	1331-40.3 1101-33.4	603 717	532 423	371 439	164 112	234 209
2012-13 Opponents	2665-70.1 2388-62.8	903-2156 850-2168	.419 .392	204-668 212-719	.305 .295	655-896 476-675	.731 .705	1484-39.1 1307-34.4	648 742	573 440	476 500	183 159	263 264
2011-12 Opponents	2555-73.0 2537-72.5	902-1984 910-1993	.455 .457	201-539 244-707	.373 .345	550-763 473-648	.721 .730	1205-34.4 1193-34.1	590 651	521 515	433 473	119 111	262 193
2010-11 Opponents	2084-67.2 2110-68.1	766-1743 768-1749	.439 .439	146-465 212-639	.314 .332	406-601 362-489	.676 .740	1985-35.0 1045-33.7	512 551	423 466	447 445	89 106	208 215
2009-10 Opponents	1937-60.5 2112-66.0	675-1629 778-1696	.414 .459	239-753 196-574	.317 .341	348-503 360-505	.692 .713	1023-32.0 1019-31.8	507 524	394 439	440 349	64 109	134 214
2008-09 Opponents	1927-60.2 1908-59.6	650-1469 682-1570	.442 .434	258-709 199-563	.364 .353	369-496 345-503	.744 .686	928-29.0 943-29.5	537 540	375 384	401 355	68 84	152 171
2007-08 Opponents	1794-56.1 1857-58.0	616-1455 661-1635	.423 .404	222-640 196-591	.347 .332	340-524 339-496	.649 .683	1039-32.5 974-30.4	534 555	393 400	504 368	101 76	140 242
2006-07 Opponents	2121-68.4 2035-65.6	739-1684 737-1673	.439 .441	195-540 204-573	.361 .356	448-602 357-552	.744 .647	1027-33.1 1057-34.1	562 573	451 432	417 468	102 100	211 187
2005-06 Opponents	2254-66.3 2003-58.9	781-1811 732-1924	.431 .380	191-570 210-661	.335 .318	501-706 329-507	.710 .649	1285-37.8 1168-34.4	517 646	502 429	506 499	167 102	225 257
2004-05 Opponents	2407-72.9 2221-67.3	841-1831 791-1886	.459 .419	210-558 209-599	.376 .349	515-745 430-646	.691 .666	1198-36.3 1153-34.9	618 648	501 462	476 497	174 106	247 228
2003-04 Opponents	2071-71.4 1998-68.9	708-1538 699-1720	.460 .406	164-449 203-606	.365 .335	491-731 491-731	.672 .672	1099-37.9 993-34.2	541 632	440 447	472 396	132 97	208 212
2002-03 Opponents	2141-69.1 2060-66.5	746-1656 754-1785	.450 .422	146-503 207-644	.290 .321	503-703 345-506	.716 .682	1115-36.0 1016-32.8	553 632	447 451	471 421	127 117	207 229
2001-02 Opponents	2541-72.6 2384-68.1	872-1910 808-1913	.457 .422	208-552 234-693	.377 .338	589-850 534-751	.693 .711	1295-37.0 1105-31.6	701 733	508 468	540 512	120 114	253 252
2000-01 Opponents	2593-74.1 2469-70.5	815-1895 832-1912	.430 .435	210-573 223-658	.366 .339	753-1068 582-844	.705 .690	1351-38.6 1118-31.9	783 846	474 497	520 486	83 143	191 222
1999-00 Opponents	2064-68.8 2149-71.6	700-1711 728-1618	.409 .450	187-540 164-492	.346 .333	477-706 529-763	.676 .693	1043-34.8 1112-37.1	678 642	388 445	424 473	55 99	206 200
1998-99 Opponents	2217-73.9 2099-70.0	741-1602 749-1658	.463 .452	188-504 218-579	.373 .377	547-780 383-561	.701 .683	1047-34.9 934-31.1	544 650	455 465	532 529	80 77	268 258
1997-98 Opponents	2486-80.2 2091-67.5	878-1828 776-1805	.480 .430	218-543 204-603	.401 .338	512-721 335-512	.710 .654	1186-38.3 1010-32.6	498 645	566 453	514 555	114 105	315 258
1996-97 Opponents	2314-72.3 2038-63.7	813-1711 747-1787	.475 .418	184-464 219-605	.397 .362	504-719 325-506	.701 .642	1231-38.5 917-28.7	498 629	469 453	499 447	130 114	241 255
1995-96 Opponents	2548-79.6 2172-67.9	898-1871 794-1881	.480 .422	195-585 214-661	.333 .324	557-777 370-579	.717 .639	1296-40.5 1006-31.4	571 669	567 476	525 539	84 94	284 229
1994-95 Opponents	2757-83.6 2460-74.6	935-2034 936-1961	.460 .477	274-743 203-595	.369 .341	613-865 385-571	.709 .674	1213-36.8 1148-34.8	587 707	555 571	492 653	95 129	365 233
1993-94 Opponents	2254-83.5 2207-81.7	781-1754 839-1750	.445 .479	164-510 203-524	.322 .387	528-807 326-469	.654 .695	1118-41.4 992-36.7	477 640	477 538	495 521	76 115	303 247



YEAR	PTS-AVG	FG-FGA	PCT	3-PT FG	PCT	FT-FTA	PCT	REB-AVG	PF	AST	TO	BLK	STL
1992-93	2507-78.3	886-1876	.472	103-323	.319	632-897	.705	1370-42.8	498	456	489	165	306
Opponents	2093-65.4	795-1930	.412	183-534	.343	320-491	.652	1015-31.7	690	460	513	99	264
1991-92	2433-81.1	858-1795	.478	105-350	.300	612-857	.714	1159-38.6	494	475	460	161	276
Opponents	2161-72.0	826-1908	.433	187-525	.356	322-491	.656	1079-36.0	677	461	537	102	224
1990-91	2457-76.8	867-1811	.479	134-330	.406	588-891	.660	1169-36.5	568	461	548	146	262
Opponents	2308-72.1	862-1890	.456	200-534	.375	384-576	.666	1083-33.8	720	536	583	95	249
1989-90	2112-75.4	746-1629	.458	89-312	.285	531-813	.653	1112-39.7	572	407	508	120	227
Opponents	2240-80.1	834-1738	.480	184-438	.420	392-589	.666	969-34.6	662	548	447	88	241
1988-89	2957-89.6	1092-2112	.517	126-357	.353	647-919	.704	1367-41.4	608	574	519	93	274
Opponents	2681-81.2	1041-2177	.478	201-502	.400	398-595	.669	1050-31.8	749	584	523	103	263
1987-88	3181-93.6	1141-2160	.528	188-453	.415	711-996	.714	1317-38.7	621	600	514	48	329
Opponents	2769-81.4	1114-2229	.500	189-478	.395	352-538	.654	1080-31.8	793	611	588	99	209
1986-87	3055-87.3	1140-2194	.520	147-382	.385	628-929	.676	1508-43.1	636	581	522	97	229
Opponents	2604-74.4	1005-2265	.444	192-501	.383	402-598	.672	1104-31.5	803	565	521	100	231
1985-86	2355-73.6	955-1874	.510	----	----	445-646	.689	1121-35.0	637	551	476	78	271
Opponents	2102-65.7	825-1792	.460	----	----	452-641	.705	1022-31.9	588	447	543	78	219
1984-85	2246-70.2	895-1856	.482	----	----	455-678	.671	1325-41.4	563	600	443	123	289
Opponents	1881-58.8	767-1826	.420	----	----	346-508	.681	1080-33.8	647	396	470	61	223
1983-84	1648-58.9	658-1425	.462	----	----	332-505	.657	959-34.3	475	389	407	104	202
Opponents	1605-57.3	650-1410	.465	----	----	305-445	.685	881-31.5	507	370	412	61	210
1982-83	2161-69.7	840-1775	.473	44-105	.419	437-649	.673	1121-36.2	524	497	354	152	210
Opponents	1939-62.5	782-1721	.454	35-92	.380	340-492	.691	1117-36.0	605	409	453	86	163
1981-82	1896-65.4	743-1568	.474	----	----	410-607	.675	1061-36.6	515	445	379	82	193
Opponents	1688-58.2	668-1525	.438	----	----	352-499	.705	965-33.3	566	319	426	80	160
1980-81	2095-74.8	829-1760	.471	----	----	437-607	.720	1153-41.2	526	457	397	45	200
Opponents	1802-64.4	733-1594	.460	----	----	336-514	.654	987-35.3	588	383	456	101	178
1979-80	2409-73.0	942-1922	.490	----	----	525-744	.706	1215-36.8	579	519	436	75	203
Opponents	2164-65.6	885-1885	.469	----	----	394-559	.705	1149-34.8	689	482	540	131	180
1978-79	2168-77.4	834-1760	.474	----	----	500-682	.733	1106-39.5	589	422	N/A	N/A	N/A
Opponents	1863-66.5	740-1672	.443	----	----	383-570	.672	1121-40.0	630	356	N/A	N/A	N/A
1977-78	2007-74.3	794-1718	.462	----	----	419-612	.685	1146-42.4	566	414	N/A	N/A	N/A
Opponents	1982-73.4	789-1712	.461	----	----	404-606	.667	1096-40.6	601	392	N/A	N/A	N/A
1976-77	2172-80.4	818-1864	.439	----	----	536-732	.732	1262-46.7	596	418	N/A	N/A	N/A
Opponents	2034-75.3	792-1841	.430	----	----	450-608	.740	1187-44.0	647	344	N/A	N/A	N/A
1975-76	2391-82.4	992-2017	.492	----	----	407-607	.670	1240-42.8	578	568	N/A	N/A	N/A
Opponents	2305-79.5	940-1938	.485	----	----	425-568	.748	1126-38.8	610	446	N/A	N/A	N/A
1974-75	1898-73.0	787-1854	.425	----	----	324-519	.624	1204-46.3	523	339	N/A	N/A	N/A
Opponents	2096-80.6	865-1869	.463	----	----	366-522	.701	1218-46.9	538	381	N/A	N/A	N/A
1973-74	1754-73.1	740-1653	.448	----	----	372-530	.631	999-41.7	531	N/A	N/A	N/A	N/A
Opponents	1948-81.2	788-1655	.476	----	----	372-530	.702	1099-45.8	476	N/A	N/A	N/A	N/A
1972-73	1860-77.5	773-1736	.445	----	----	314-476	.660	1186-49.4	466	N/A	N/A	N/A	N/A
Opponents	1730-72.1	699-1575	.417	----	----	332-474	.700	1057-44.0	462	N/A	N/A	N/A	N/A
1971-72	1936-80.7	766-1685	.455	----	----	404-576	.701	1162-48.4	503	N/A	N/A	N/A	N/A
Opponents	1920-80.0	721-1658	.435	----	----	478-684	.699	1072-44.7	442	N/A	N/A	N/A	N/A
1970-71	1948-81.2	760-1735	.438	----	----	428-573	.747	1063-44.3	502	N/A	N/A	N/A	N/A
Opponents	1987-82.8	754-1595	.473	----	----	479-696	.688	1115-46.5	432	N/A	N/A	N/A	N/A
1969-70	2467-98.7	959-1834	.523	----	----	549-704	.780	1102-44.1	482	N/A	N/A	N/A	N/A
Opponents	2176-87.0	860-1811	.474	----	----	456-633	.720	1056-42.4	522	N/A	N/A	N/A	N/A
1968-69	2025-84.4	726-1547	.470	----	----	573-743	.771	1058-44.1	467	N/A	N/A	N/A	N/A
Opponents	1918-79.9	747-1624	.460	----	----	424-620	.684	1006-41.2	529	N/A	N/A	N/A	N/A
1967-68	1879-75.1	691-1630	.423	----	----	497-689	.721	906-36.2	492	N/A	N/A	N/A	N/A
Opponents	1797-71.5	690-1636	.421	----	----	417-626	.666	956-38.2	519	N/A	N/A	N/A	N/A
1966-67	1956-81.5	726-1577	.460	----	----	504-683	.737	901-37.5	451	N/A	N/A	N/A	N/A
Opponents	1846-76.9	736-1611	.457	----	----	374-555	.674	876-36.5	513	N/A	N/A	N/A	N/A
1965-66	1980-82.5	762-1689	.451	----	----	456-644	.708	1044-43.5	505	N/A	N/A	N/A	N/A
Opponents	1790-74.6	672-1478	.455	----	----	446-644	.692	920-38.3	514	N/A	N/A	N/A	N/A
1964-65	2010-83.7	757-1675	.452	----	----	496-721	.688	911-38.0	528	N/A	N/A	N/A	N/A
Opponents	1797-74.8	685-1486	.467	----	----	427-661	.646	799-33.3	522	N/A	N/A	N/A	N/A
1963-64	1698-73.7	633-1677	.377	----	----	432-643	.672	922-40.1	521	N/A	N/A	N/A	N/A
Opponents	1858-80.7	704-1672	.421	----	----	450-669	.673	1025-44.6	528	N/A	N/A	N/A	N/A

YEAR-BY-YEAR STATISTICS

IOWA BASKETBALL



2023-24 MEDIA GUIDE

YEAR	PTS-AVG	FG-FGA	PCT	3-PT FG	PCT	FT-FTA	PCT	REB-AVG	PF	AST	TO	BLK	STL
1962-63	1577-65.7	591-1563	.378	----	----	395-599	.658	832-34.7	452	N/A	N/A	N/A	N/A
Opponents	1688-70.3	655-1514	.432	----	----	378-580	.651	1035-43.1	478	N/A	N/A	N/A	N/A
1961-62	1687-70.3	636-1553	.409	----	----	415-639	.649	919-38.3	476	N/A	N/A	N/A	N/A
Opponents	1619-67.4	591-1483	.389	----	----	437-629	.694	910-37.9	481	N/A	N/A	N/A	N/A
1960-61	1701-70.9	652-1523	.428	----	----	397-620	.640	978-40.8	413	N/A	N/A	N/A	N/A
Opponents	1552-64.6	593-1557	.380	----	----	366-533	.686	865-36.0	456	N/A	N/A	N/A	N/A
1959-60	1753-73.0	681-1644	.414	----	----	391-582	.671	957-39.9	454	N/A	N/A	N/A	N/A
Opponents	1704-71.0	554-1560	.355	----	----	396-559	.704	744-31.0	482	N/A	N/A	N/A	N/A
1958-59	1521-76.1	573-1510	.379	----	----	375-548	.684	941-47.1	354	N/A	N/A	N/A	N/A
Opponents	1529-76.5	598-1547	.386	----	----	343-495	.692	902-45.1	405	N/A	N/A	N/A	N/A
1957-58	1622-73.7	623-1619	.385	----	----	376-568	.662	885-40.2	350	N/A	N/A	N/A	N/A
Opponents	1608-73.1	629-1637	.384	----	----	350-531	.659	880-40.0	427	N/A	N/A	N/A	N/A
1956-57	1532-69.6	592-1622	.365	----	----	348-605	.575	787-35.8	409	N/A	N/A	N/A	N/A
Opponents	1578-71.7	587-1541	.381	----	----	404-606	.666	817-37.1	425	N/A	N/A	N/A	N/A
1955-56	2020-77.7	731-1903	.384	----	----	558-824	.684	1196-54.4	478	N/A	N/A	N/A	N/A
Opponents	1818-69.9	679-1852	.367	----	----	460-763	.603	1151-52.3	491	N/A	N/A	N/A	N/A
1954-55	1776-80.7	648-1662	.389	----	----	480-742	.646	N/A	460	N/A	N/A	N/A	N/A
Opponents	1579-70.8	537-1593	.336	----	----	505-786	.642	N/A	454	N/A	N/A	N/A	N/A
1953-54	1559-70.8	538-1435	.375	----	----	483-768	.629	N/A	490	N/A	N/A	N/A	N/A
Opponents	1415-64.3	478-1411	.338	----	----	459-723	.635	N/A	502	N/A	N/A	N/A	N/A
1952-53	1535-69.8	523-1602	.325	----	----	513-813	.631	N/A	433	N/A	N/A	N/A	N/A
Opponents	1503-68.3	548-1654	.331	----	----	407-658	.633	N/A	530	N/A	N/A	N/A	N/A
1951-52	1535-69.8	566-1663	.340	----	----	403-609	.662	N/A	439	N/A	N/A	N/A	N/A
Opponents	1358-61.7	532-1672	.318	----	----	294-503	.584	N/A	567	N/A	N/A	N/A	N/A
1950-51	1430-65.0	536-1728	.310	----	----	242-358	.597	1134-51.6	459	N/A	N/A	N/A	N/A
Opponents	1310-59.6	503-1598	.315	----	----	206-304	.596	782-35.6	525	N/A	N/A	N/A	N/A
1949-50	1410-64.1	534-1736	.308	----	----	231-342	.597	N/A	406	N/A	N/A	N/A	N/A
Opponents	1290-58.6	490-1619	.303	----	----	195-310	.614	N/A	447	N/A	N/A	N/A	N/A
1948-49	1102-55.1	404-1638	.246	----	----	202-292	.612	N/A	430	N/A	N/A	N/A	N/A
Opponents	1098-54.9	403-1504	.268	----	----	186-294	.581	N/A	422	N/A	N/A	N/A	N/A
1947-48	1082-57.0	407-1470	.277	----	----	180-268	.671	N/A	378	N/A	N/A	N/A	N/A
Opponents	902-47.4	330-1359	.243	----	----	178-242	.735	N/A	400	N/A	N/A	N/A	N/A
1946-47	1080-56.8	410- N/A	N/A	----	----	178-260	.684	N/A	N/A	N/A	N/A	N/A	N/A
Opponents	903-47.5	N/A- N/A	N/A	----	---	N/A	N/A	N/A	N/A	N/A	N/A	N/A	N/A
1945-46	1034-57.4	390- N/A	N/A	----	----	200-254	.787	N/A	334	N/A	N/A	N/A	N/A
Opponents	749-41.6	270- N/A	N/A	----	----	171-209	.818	N/A	367	N/A	N/A	N/A	N/A
1944-45	1030-57.2	408- N/A	N/A	----	----	150-214	.700	N/A	251	N/A	N/A	N/A	N/A
Opponents	706-39.2	274- N/A	N/A	----	----	136-159	.855	N/A	309	N/A	N/A	N/A	N/A
1943-44	951-52.8	392- N/A	N/A	----	----	132-167	.790	N/A	219	N/A	N/A	N/A	N/A
Opponents	695-38.6	285- N/A	N/A	----	----	114-125	.912	N/A	224	N/A	N/A	N/A	N/A
1942-43	807-47.4	305- N/A	N/A	----	----	97-197	.492	N/A	231	N/A	N/A	N/A	N/A
Opponents	802-47.1	330- N/A	N/A	----	----	123-142	.866	N/A	230	N/A	N/A	N/A	N/A
1941-42	942-47.1	367- N/A	N/A	----	----	100-208	.480	N/A	261	N/A	N/A	N/A	N/A
Opponents	862-43.1	342- N/A	N/A	----	----	132-178	.741	N/A	254	N/A	N/A	N/A	N/A
1940-41	886-44.3	344- N/A	N/A	----	----	149-198	.752	N/A	285	N/A	N/A	N/A	N/A
Opponents	786-39.3	296- N/A	N/A	----	----	131-194	.675	N/A	285	N/A	N/A	N/A	N/A
1939-40	753-35.9	294- N/A	N/A	----	----	145-165	.879	N/A	278	N/A	N/A	N/A	N/A
Opponents	789-37.8	302- N/A	N/A	----	----	127-185	.686	N/A	292	N/A	N/A	N/A	N/A
1938-39	674-35.5	247- N/A	N/A	----	----	101-180	.561	N/A	232	N/A	N/A	N/A	N/A
Opponents	694-36.5	272- N/A	N/A	----	----	122-140	.871	N/A	236	N/A	N/A	N/A	N/A
1937-38	743-35.4	286- N/A	N/A	----	----	122-171	.713	N/A	280	N/A	N/A	N/A	N/A
Opponents	732-34.9	275- N/A	N/A	----	----	143-182	.786	N/A	243	N/A	N/A	N/A	N/A
1936-37	689-34.5	254- N/A	N/A	----	----	121-181	.669	N/A	252	N/A	N/A	N/A	N/A
Opponents	677-33.9	252- N/A	N/A	----	----	144-173	.832	N/A	227	N/A	N/A	N/A	N/A
1935-36	590-31.0	218- N/A	N/A	----	----	124-154	.805	N/A	240	N/A	N/A	N/A	N/A
Opponents	600-31.5	222- N/A	N/A	----	----	128-156	.821	N/A	225	N/A	N/A	N/A	N/A
1934-35	638-33.6	242- N/A	N/A	----	----	122-154	.792	N/A	202	N/A	N/A	N/A	N/A
Opponents	623-32.8	251- N/A	N/A	----	----	112-121	.926	N/A	234	N/A	N/A	N/A	N/A
1933-34	681-35.8	262- N/A	N/A	----	----	93-157	.592	N/A	205	N/A	N/A	N/A	N/A
Opponents	539-28.3	200- N/A	N/A	----	----	55-139	.396	N/A	199	N/A	N/A	N/A	N/A

Season Team totals not available prior to 1934; 3-Point Field Goals were established in 1982-83, then discontinued until 1986-87
N/A = Not Available


1954-55 (19-7 OVERALL, 11-3 BIG TEN)

This years team won the Big Ten Championship and was Iowa's first NCAA Tournament squad that won an outright conference title (11-3) before finishing fourth in the national tournament. Coach Bucky O'Connor's team became the first in Iowa history to average more than 80 points per game. Bill Logan led the Hawkeyes in scoring (15.9) and rebounding (11.0).

Henry Berry	Jr.	Chicago, Ill.
Carl Cain	Jr.	Freeport, Ill.
Tom Choules	Jr.	Idaho Falls, Idaho
Carter Crookham	So.	Oskaloosa, Iowa
McKinley Davis	Sr.	Freeport, Ill.
Douglas Duncan	Sr.	Salt Lake City, Utah
Robert George	Jr.	Deerfield, Ill.
Lester Hawthorne	Jr.	Saybrook, Ill.
Roy Johnson	Jr.	Homewood, Ill.
John Liston	So.	Knoxville, Ill.
William Logan	Jr.	Keokuk, Iowa
Augie Martel	So.	Moline, Ill.
Jerry Reichow	Jr.	Decorah, Iowa
Jerry Ridley	Sr.	Riverside, Ill.
Richard Ritter	Jr.	Grinnell, Iowa
Milton Scheuerman	Jr.	Rock Island, Ill.
William Schoof	Jr.	Homewood, Ill.
William Seaberg	Jr.	Moline, Ill.
Frank Sebolt	So.	Davenport, Iowa

Head Coach: Frank 'Bucky' O'Connor

1955-56 (20-6 OVERALL, 13-1 BIG TEN)

The "Fabulous Five" -- Carl Cain, Bill Logan, Sharm Scheuerman, Bill Schoof and Bill Seaberg -- were NCAA runners-up, dropping an 83-71 decision to No. 1-ranked San Francisco. Iowa lost its Big Ten opener before winning 13 consecutive games to take a second straight conference title. Cain was a first team All-American and Logan led the team in scoring and rebounding.

Carl Cain	Sr.	Freeport, Ill.
Carter Crookham	Jr.	Oskaloosa, Iowa
Bob George	Sr.	Deerfield, Ill.
Les Hawthorne	Sr.	Saybrook, Ill.
Bill Logan	Sr.	Keokuk, Iowa
Augie Martel	Jr.	Moline, Ill.
Jim McConnell	So.	Des Moines, Iowa
Norman Paul	So.	Clarence, Iowa
Tom Payne	So.	Quincy, Ill.
Gene Pitts	So.	Chicago, Ill.
Milton Scheuerman	Sr.	Rock Island, Ill.
Bill Schoof	Sr.	Homewood, Ill.
Greg Schroeder	So.	Muscatine, Ill.
Bill Seaberg	Sr.	Moline, Ill.
Frank Sebolt	Jr.	Davenport, Iowa

Head Coach: Frank 'Bucky' O'Connor

1979-80 (23-10 OVERALL, 10-8 BIG TEN)

This Iowa squad did not win the Big Ten title, but the 1979-80 Hawkeyes recovered from a rash of midseason injuries to become the third Iowa team to reach the NCAA Final Four. All-American Ronnie Lester averaged 14.7 points per game, despite missing 16 games with a knee injury.

Mike Arens	Sr.	Chicago, Ill. (Highland Park)
Kenny Arnold	So.	Chicago, Ill. (Calumet)
Greg Boyle	Jr.	Mundelein, Ill. (Mundelein)
Kevin Boyle	So.	Chicago, Ill. (St. Laurence)
Vince Brookins	Jr.	Cleveland, Ohio (Collinwood)
Jon Darsee	So.	West Des Moines, Iowa (Valley)
Mark Gannon	Fr.	Iowa City, Iowa (Regina)
Bob Hansen	Fr.	Des Moines, Iowa (Dowling)
Mike Heller	Fr.	St. Paul, Minn. (St. Thomas)
Mike Henry	Jr.	Elgin, Ill. (Larkin)
Steve Krafcsin	Jr.	Chicago, Ill. (St. Laurence)
Ronnie Lester	Sr.	Chicago, Ill. (Dunbar)
Randy Norton	So.	Iowa City, Iowa (Regina)
Steve Waite	Jr.	Iowa City, Iowa (West)

Head Coach: Lute Olson

Assistant Coach: Jim Rosborough

Assistant Coach: Tony McAndrews

Assistant Coach: Ken Burmeister

**1922-23 (13-2 OVERALL, 11-1 BIG TEN)**

The 1922-23 team won the school's first-ever Big Ten title, with 11 victories in 12 league contests. A 23-21 loss at Indiana in the regular-season finale allowed Wisconsin (whom the Hawkeyes did not play) to tie for the title. Hector Janse became the first Hawkeye sophomore to make the All-Western Conference Team.

Paul Barton
Robert Burgitt
Clarence Duhm
Wayland Hicks
Jack Funk
Hector Janse
James Laude
Richard McGovney
Ed Voltmer
Bill Swenson

Head Coach: Sam Barry

1925-26 (12-5 OVERALL, 8-4 BIG TEN)

Coach Sam Barry took a Hawkeye squad that was picked for last in the Big Ten and guided it to a four-way share of the league title. After a 2-4 start, the Big Ten's top defensive team (21.4 point average) won a then-conference record six straight games. Captain Charles McConnell was an all-league selection.

Amstrong
Gamble
Pops Harrison
Ralph Hogan
Keel
Fred Lawson
Charles McConnell
Harold Miller
Gordon Phillips
Smith
Swenson
George VanDeusen

Head Coach: Sam Barry

1944-45 (17-1 OVERALL, 11-1 BIG TEN)

Iowa's 1944-45 squad, under the direction of Pops Harrison, won the school's first outright conference basketball championship. Brothers Herb and Clayton Wilkinson were first team all-conference selections. Herb Wilkinson and Dick Ives (the top scorer at 12.1 per game) combined to make five All-America teams.

Robert Beckham	Fr.	Sperry, Iowa
LaVerne Bruns	Fr.	Denver, Iowa
Leo Cabalka	So.	Cedar Rapids, Iowa
Robert Cole	Jr.	Galesburg, Ill.
Richard Culberson	Jr.	Iowa City, Iowa
James Graham	Fr.	Springville, Iowa
Richard Ives	So.	Diagonal, Iowa
Edwin Marsh	Fr.	Cedar Falls, Iowa
Robert Marshall	Jr.	Atlantic, Iowa
Allen McCord	So.	Davenport, Iowa
Russell McLoughlin	Fr.	Audobon, Iowa
Robert Miller	Fr.	Mason City, Iowa
Bud Paulsen	Fr.	Bennett, Iowa
Ned Postels	Jr.	Mankato, Minn.
Sherwin Sankey	Fr.	Ute, Iowa
Donald Schnepf	Jr.	Alvord, Iowa
Clinton Schryver	Fr.	Laurens, Iowa
Robert Schulze	Fr.	Davenport, Iowa
Dean Selken	Fr.	Vinton, Iowa
Jack Spencer	So.	Davenport, Iowa
Stanley Straatsma	Fr.	Sioux Center, Iowa
Robert Swisher	Fr.	Leon, Iowa

Head Coach: Lawrence 'Pops' Harrison

1954-55 (19-7 OVERALL, 11-3 BIG TEN)

This year's team won the Big Ten Championship and was Iowa's first NCAA Tournament squad that won an outright conference title (11-3) before finishing fourth in the national tournament. Coach Bucky O'Connor's team became the first in Iowa history to average more than 80 points per game. Bill Logan led the Hawkeyes in scoring (15.9) and rebounding (11.0).

Henry Berry	Jr.	Chicago, Ill.
Carl Cain	Jr.	Freeport, Ill.
Tom Choules	Jr.	Idaho Falls, Idaho
Carter Crookham	So.	Oskaloosa, Iowa
McKinley Davis	Sr.	Freeport, Ill.
Douglas Duncan	Sr.	Salt Lake City, Utah
Robert George	Jr.	Deerfield, Ill.
Lester Hawthorne	Jr.	Saybrook, Ill.
Roy Johnson	Jr.	Homewood, Ill.
John Liston	So.	Knoxville, Ill.
William Logan	Jr.	Keokuk, Iowa
Augie Martel	So.	Moline, Ill.
Jerry Reichow	Jr.	Decorah, Iowa
Jerry Ridley	Sr.	Riverside, Ill.
Richard Ritter	Jr.	Grinnell, Iowa
Milton Scheuerman	Jr.	Rock Island, Ill.
William Schoof	Jr.	Homewood, Ill.
William Seaberg	Jr.	Moline, Ill.
Frank Sebolt	So.	Davenport, Iowa

Head Coach: Frank 'Bucky' O'Connor


1955-56 (20-6 OVERALL, 13-1 BIG TEN)

The "Fabulous Five" -- Carl Cain, Bill Logan, Sharm Scheuerman, Bill Schoof and Bill Seaberg -- were NCAA runners-up, dropping an 83-71 decision to No. 1-ranked San Francisco. Iowa lost its Big Ten opener before winning 13 consecutive games to take a second straight conference title. Cain was a first team All-American and Logan led the team in scoring and rebounding.

Carl Cain	Sr.	Freeport, Ill.
Carter Crookham	Jr.	Oskaloosa, Iowa
Bob George	Sr.	Deerfield, Ill.
Les Hawthorne	Sr.	Saybrook, Ill.
Bill Logan	Sr.	Keokuk, Iowa
Augie Martel	Jr.	Moline, Ill.
Jim McConnell	So.	Des Moines, Iowa
Norman Paul	So.	Clarence, Iowa
Tom Payne	So.	Quincy, Ill.
Gene Pitts	So.	Chicago, Ill.
Milton Scheuerman	Sr.	Rock Island, Ill.
Bill Schoof	Sr.	Homewood, Ill.
Greg Schroeder	So.	Muscatine, Ill.
Bill Seaberg	Sr.	Moline, Ill.
Frank Sebolt	Jr.	Davenport, Iowa

Head Coach: Frank 'Bucky' O'Connor

1967-68 (16-9 OVERALL, 10-4 BIG TEN)

The 1967-68 team shared the Big Ten title with Ohio State after winning six of its first eight league battles. Coach Ralph Miller's team led the Big Ten race before dropping its final conference game to Michigan (72-71). All-American Sam Williams (25.3 points and 10.3 rebounds per game) was named Big Ten Most Valuable Player.

Dick Agnew	Jr.	San Bernardino, Calif.
Frank Nelson	So.	Sioux City East, Iowa
Huston Breedlove	Sr.	Akron, Ohio
Chad Calabria	So.	Aliquippa, Pa.
Jim Hodge	So.	Danvers, Ill.
Dick Jensen	So.	Madrid, Iowa
Ron Norman	Sr.	Freeport, Ill.
Rolly McGrath	Sr.	Topeka, Kan.
Chris Philips	So.	Sac City, Iowa
Tom Schulze	So.	Des Moines, Iowa
Glenn Vidnovic	So.	McKeesport, Pa.
Dave White	Jr.	Arlington Heights, Ill.
Sam Williams	Sr.	Detroit, Mich.

Head Coach: Ralph Miller

Assistant Coach: Dick Schultz

Assistant Coach: Lanny Van Eman

1969-70 (20-5 OVERALL, 14-0 BIG TEN)

The Iowa "Six Pack" ran its way to a perfect 14-0 league mark and set many scoring records. The 1969-70 Hawkeyes, who won 17 of their last 18 games, are still the highest scoring team in Big Ten history (102.9 points per game). Iowa eclipsed the century mark 12 times. Four players averaged over 17 points, led by John Johnson (27.6).

Fred Brown	Jr.	Milwaukee, Wis.
Chad Calabria	Sr.	Aliquippa, Pa.
George Conway	Jr.	Miami, Fla.
Ken Grabinski	So.	Clear Lake, Iowa
Omar Hazley	Jr.	Kansas City, Mo.
Jim Hodge	Sr.	Danvers, Ill.
Tom Hover	So.	Aurora, Ill.
Dick Jensen	Sr.	Madrid, Iowa
John Johnson	Sr.	Milwaukee, Wis.
Gary Lusk	So.	Madison, Ill.
Ben McGilmer	Sr.	Detroit, Mich.
Tom Miller	Jr.	Lawrence, Kan.
Joe Miranda	Jr.	Miami, Fla.
Lynn Rowat	So.	Des Moines, Iowa
Tom Schulze	Sr.	Des Moines, Iowa
Glenn Vidnovic	Sr.	McKeesport, Pa.

Head Coach: Ralph Miller

Assistant Coach: Dick Schultz

Assistant Coach: Lanny Van Eman

1978-79 (20-8 OVERALL, 13-5 BIG TEN)

Lute Olson's lone Big Ten championship squad tied for the title with Purdue and NCAA champion Michigan State. Ronnie Lester, the leading scorer (18.7 points per game), was All-Big Ten and All-American. The 20 wins tied an Iowa season record and the 13 league victories still rank second in Hawkeye history.

Kenny Arnold	Fr.	Chicago, Ill. (Calumet)
Greg Boyle	So.	Mundelein, Ill. (Mundelein)
Kevin Boyle	Fr.	Chicago, Ill. (St. Laurence)
Vincent Brookins	So.	Cleveland, Ohio (Collinwood)
Clay Hargrave	Sr.	Iowa City, Iowa (City)
Mike Henry	So.	Elgin, Ill. (Larkin)
Steve Krafcsin	So.	Chicago, Ill. (St. Laurence)
Ronnie Lester	Jr.	Chicago, Ill. (Dunbar)
William Mayfield	Sr.	Detroit, Mich. (Cass Tech)
Tom Norman	Sr.	Freeport, Ill. (Freeport)
Randy Norton	Fr.	Iowa City, Iowa (Regina)
Dick Peth	Sr.	Tomah, Wis. (Tomah)
Kirk Speraw	Sr.	Sioux City, Iowa (North)
Steve Waite	So.	Iowa City, Iowa (West)

Head Coach: Lute Olson

Assistant Coach: Jim Rosborough

Assistant Coach: Tony McAndrews

Assistant Coach: Johnnie Butler

**2000-01 (23-12 OVERALL, 7-9 BIG TEN)**

Steve Alford's second Iowa team won four games in four days to claim the 2001 Big Ten Tournament championship at the United Center in Chicago. Reggie Evans was named Most Outstanding Player after averaging 16 points and 12.8 rebounds. Freshman Brody Boyd led Iowa with 22 points in the 63-61 championship game win over Indiana. Evans earned honorable mention All-American honors after leading the nation in rebounding, free throws, free throw attempts, scoring, rebounding and double-doubles.

Brody Boyd	Fr.	Dugger, Ind. (Union)
Reggie Evans	Jr.	Pensacola, Fla. (Coffeyville, Kan., CC)
Joe Fermino	Sr.	Hyde Park, Mass. (Barton County CC)
Duez Henderson	Jr.	Detroit, Mich. (River Lounge)
Ryan Hogan	Jr.	Deerfield, Ill. (Deerfield (Kentucky))
Dean Oliver	Sr.	Mason City, Iowa (Mason City)
Luke Recker	Jr.	Auburn, Ind. (DeKalb (Arizona))
Jared Reiner	Fr.	Tripp, S.D. (Tripp-Delmont)
Cortney Scott	Fr.	Jackson, Mich. (Lansing Waverly)
Jason Smith	Sr.	Bettendorf, Iowa (Bettendorf)
Sean Sonderleiter	Fr.	Des Moines, Iowa (Christian)
Rod Thompson	Jr.	Galesburg, Ill. (Galesburg)
Glen Worley	Fr.	Iowa City, Iowa (West)

Head Coach: Steve Alford
Assistant Coach: Rich Walker

Assistant Coach: Sam Alford
Assistant Coach: Greg Lansing

2005-06 (25-9, 11-5 BIG TEN)

Iowa's senior dominated team posted a 17-0 record in Carver-Hawkeye Arena and won the 2006 Big Ten Conference Tournament in Indianapolis. The 25 wins marked the second-highest number in school history as the Hawkeyes posted a sixth consecutive winning season under Coach Steve Alford. The Hawkeyes tied for second during the regular season, one game behind Ohio State, before defeating the Buckeyes in the title game of the post-season tournament. Senior guard Jeff Horner was named MVP of the Big Ten Tournament, while senior forward Greg Brunner was named to the all-tournament team.

J.R. Angle	So.	Franklin, Ind. (Indian Creek)
Dan Bohall	Fr.	Sioux City, Iowa (East)
Greg Brunner	Sr.	Charles City, Iowa (Charles City)
Tony Freeman	Fr.	Maywood, Ill. (St. Joseph's)
Seth Gorney	So.	Vandalia, Ohio (Butler)
Adam Haluska	Jr.	Carroll, Iowa (Carroll)
Erek Hansen	Sr.	Bedford, Texas (Kirkwood, Iowa, CC)
Mike Henderson	Jr.	Waterloo, Iowa (East)
Jeff Horner	Sr.	Mason City, Iowa (Mason City)
Ryan Kennedy	Jr.	Des Moines, Iowa (Roosevelt)
Kurt Looby	Jr.	St. John's, Antigua (Tyler, Texas, CC)
Carlton Reed	So.	Waterloo, Iowa (East)
Doug Thomas	Sr.	Pasadena, Calif. (Southeastern, Iowa, CC)
Alex Thompson	So.	Ames, Iowa (Ames)
Brett Wessels	Fr.	Bettendorf, Iowa (Bettendorf)
Justin Wieck	Sr.	North Liberty, Iowa (Kirkwood, Iowa, CC)

Head Coach: Steve Alford
Assistant Coach: Greg Lansing

Associate Head Coach: Craig Neal
Assistant Coach: Brian Jones

2021-22 (26-10, 12-8 BIG TEN)

Iowa's senior dominated team posted a 17-0 record in Carver-Hawkeye Arena and won the 2006 Big Ten Conference Tournament in Indianapolis. The 25 wins marked the second-highest number in school history as the Hawkeyes posted a sixth consecutive winning season under Coach Steve Alford. The Hawkeyes tied for second during the regular season, one game behind Ohio State, before defeating the Buckeyes in the title game of the post-season tournament. Senior guard Jeff Horner was named MVP of the Big Ten Tournament, while senior forward Greg Brunner was named to the all-tournament team.

Austin Ash	RS-Sr.	Cedar Rapids, Iowa (Mount Vernon)
Jordan Bohannon	6th Yr.	Marion, Iowa (Linn-Mar)
Carter Kingsbury	Fr.	Ponca, Neb. (Brewster Academy)
Luc Laketa	Fr.	Concord, Mich. (Winchendon School)
Connor McCaffery	RS-Sr.	Iowa City, Iowa (West)
Patrick McCaffery	RS-So.	Iowa City, Iowa (West)
Riley Mulvey	Fr.	Rotterdam, N.Y. (St. Thomas More)
Keegan Murray	So.	Cedar Rapids, Iowa (Prairie/DME Academy)
Kris Murray	So.	Cedar Rapids, Iowa (Prairie/DME Academy)
Josh Ogundele	So.	London, England (Worcester Academy)
Tony Perkins	So.	Indianapolis, Ind. (Lawrence North)
Filip Rebraca	Sr.	Sombor, Serbia (Univ. of North Dakota)
Payton Sandfort	Fr.	Waukee, Iowa (Waukee)
Joe Toussaint	Jr.	Bronx, N.Y. (Cardinal Hayes)
Ahron Ulis	So.	Chicago, Ill. (Marion Catholic)

Head Coach: Fran McCaffery
Assistant Coach: Kirk Speraw
Assistant Coach: Sherman Dillard
Assistant Coach: Billy Taylor

Former All-American Don Nelson and head coach George Raveling were inducted into the Naismith Hall of Fame in 2012 and 2015, respectively.

While at Iowa (1983-86), Raveling guided the Hawkeyes to back-to-back 20-win seasons and a pair of NCAA Tournament appearances. Raveling is not only known for making history by breaking down racial barriers as a coach, but also was a part of history when in 1963 he received the original copy of the Martin Luther King Jr., “I Have a Dream” speech.

Nelson held the record for most wins (1,335) by an NBA coach for 12 seasons (surpassed by Gregg Popovich in 2022) and is one of only two coaches to be named NBA Coach of the Year three times (1983, 1985, 1992). He spent over 40 years of his life as a player, coach and general manager. He led teams to 18 playoff appearances where he amassed 75 playoff wins

and is one of only two NBA coaches to win 250 games with three different teams. He also coached Dream Team II to a gold medal in the 1994 World Championships. Nelson, who was named in 1996 as one the NBA’s 10 Best Coaches of all time, is the only coach with 1,000+ wins and multiple NBA championships as a player, where he won five titles with the Boston Celtics (1966, 1968, 1969, 1974 and 1976).

As a Hawkeye, Nelson led the Hawkeyes to 45 victories between 1959-62. He left Iowa after the 1962 season with 1,522 points, averaging 21.2 points per game in 72 career games, which currently ranks fourth best for scoring average in the Iowa record books.

Photo Credit: Bob Blanchard, Naismith Memorial Basketball Hall of Fame and Richard Orr.



**NATIONAL PLAYER OF THE YEAR**

2020	Luka Garza (TSN, Basketball Times, ESPN, FOX, Stadium, BR)
2021	Luka Garza (Wooden, Naismith, AP, Oscar Robertson, NABC, Lute Olson, TSN, Basketball Times) -- <i>consensus</i>

NATIONAL COACH OF THE YEAR

1980	Lute Olson (NABC and Sporting News)
1987	Tom Davis (AP)

CONSENSUS ALL-AMERICANS**FIRST TEAM**

Murray Wier, 1948
 Chuck Darling, 1952
 Luka Garza, 2020
 Luka Garza, 2021
 Keegan Murray, 2022

SECOND TEAM

Dick Ives, 1945
 Herb Wilkinson, 1945
 Jarrod Uthoff, 2016

THIRD TEAM

Kris Murray, 2023

ALL-AMERICANS

1934	Ben Selzer	CT (2nd), LD (2nd)
1944	Dave Danner	TSN (2nd)
	Dick Ives	CT (3rd), Pic (3rd)
1945	Dick Ives	Arg (1st), CT (2nd)
	Herb Wilkinson	Helms (1st), TSN (2nd), Arg (3rd)
1946	Herb Wilkinson	Helms (2nd), TSN (2nd)
	Dick Ives	True (3rd)
1947	Herb Wilkinson	Helms (2nd)
1948	Murray Wier	AP (1st), Helms (1st), SW (1st), RB (1st), True (2nd), CT (3rd)
1952	Chuck Darling	AP (1st), Col (1st), Helms (1st), INS (1st), Look (1st), UP (1st), Ath (2nd), CT (2nd)
	Bob Clifton	Look (3rd)
1955	Bill Seaberg	Helms (3rd)

1956	Carl Cain	CT (1st)
	Bill Logan	CT (2nd), Helms (2nd)
1961	Don Nelson	CT (2nd)
1962	Don Nelson	CT (2nd), AP (3rd), Helms (3rd), UP (3rd)
1967	Sam Williams	Helms (2nd)
1968	Sam Williams	Helms (1st), CT (2nd), AP (3rd)
1970	John Johnson	BN (1st), Helms (1st), Con (2nd), AP (3rd), UPI (3rd)
1971	Fred Brown	BN (1st), BW (1st), Helms (1st), Con (2nd), TSN (2nd), AP (3rd)
1973	Kevin Kunnert	Helms (1st)
1979	Ronnie Lester	CF (1st), AP (2nd), NABC (3rd), UPI (3rd)
1980	Ronnie Lester	CF (1st), TSN (2nd)
1997	Andre Woolridge	BT (1st), AP (3rd)
2006	Jeff Horner	AP (HM)
2007	Adam Haluska	AP (HM)
2016	Jarrod Uthoff	TSN (2nd), USBWA (2nd), NABC (3rd), USA (3rd), Scout (3rd), AP (3rd), SI (HM)
2017	Peter Jok	AP (HM)
2020	Luka Garza	AP (1st), USBWA (1st), NABC (1st), TSN (1st), FOX (1st), ESPN (1st), CBS (1st)
2021	Luka Garza	AP (1st), USBWA (1st), NABC (1st), TSN (1st), SI (1st), CBS (1st), ESPN (1st)
2022	Keegan Murray	AP (1st), USBWA (1st), NABC (2nd), TSN (1st), SI (1st), CBS (1st), ESPN (1st)
2023	Kris Murray	AP (3rd), USBWA (3rd), TSN (3rd), CBS (3rd)

Key to Abbreviations

AP -- Associated Press; **Arg** -- Argosy; **Ath** -- Athletic Publications;
BN -- Basketball News; **BR** -- Bleacher Report; **BT** -- Basketball Times; **BW** -- Basketball Weekly; **CBS** -- CBS Sports; **CF** -- Citizens Foundation; **Col** -- Colliers;
Con -- Converse; **CT** -- Converse-Taylor; **ESPN** -- ESPN; **FOX** -- FOX Sports; **Helms** -- Helms Foundation; **INS** -- International News Service; **LD** -- Literary Digest;
Look -- Look Magazine; **NABC** -- National Association of Basketball Coaches;
Pic -- Pic Magazine; **RB** -- Radio Broadcasters; **Scout** -- Scout.com; **SI** -- Sports Illustrated; **SW** -- Sports Week; **True** -- True Magazine; **TSN** -- The Sporting News; **UP** -- United Press; **UPI** -- United Press International; **USA** -- USA Today


ACADEMIC ALL-AMERICAN OF THE YEAR

2007	Adam Haluska
2016	Jarrood Uthoff

ACADEMIC ALL-AMERICA

1996	Jess Settles, second team
2001	Luke Recker, third team
2002	Luke Recker, third team
2006	Greg Brunner, third team
	Adam Haluska, third team
2007	Adam Haluska, first team
2015	Mike Gesell, third team
2016	Jarrood Uthoff, first team
	Mike Gesell, second team

ACADEMIC ALL-BIG TEN

1968	Rolly McGrath
1969	Chad Calabria
1971	Ken Grabinski
	Gary Lusk
1972	Neil Fegebank
1976	Scott Thompson
	Cal Wulfsberg
1977	Cal Wulfsberg
1979	Steve Waite
1980	Steve Waite
1981	Steve Waite
1990	Brig Tubbs
1991	Brig Tubbs
1992	Jim O'Connor
1994	Nate Koch
1995	Nate Koch
	Jess Settles
1996	Jess Settles
1997	Jason Bauer

ACADEMIC ALL-BIG TEN (CONTINUED)

1998	Jason Bauer	2013	Eric May
	Ryan Luehrsmann		Christopher Rickert
	Scott Rabenold	2014	Mike Gesell
	Jess Settles		Jarrood Uthoff
1999	Jason Bauer		Adam Woodbury
	Josiah Bilskemper	2015	Mike Gesell
	Jess Settles		Jarrood Uthoff
	B.J. Terrones		Adam Woodbury
	Jason Smith	2016	Nicholas Baer
	Bryce Peterson		Mike Gesell
2000	Kyle Galloway		Jarrood Uthoff
	Jason Smith		Adam Woodbury
2001	Kyle Galloway	2017	Nicholas Baer
	Luke Recker	2018	Nicholas Baer
	Jason Smith		Brady Ellingson
2002	Luke Recker	2019	Austin Ash
	Jared Reiner		Michael Baer
2003	Jared Reiner		Nicholas Baer
2004	Greg Brunner		Connor McCaffery
	Jared Reiner		Jack Nunge
	Kurt Spurgeon	2020	Michael Baer
2005	Greg Brunner		Connor McCaffery
	Adam Haluska		Jack Nunge
2006	Greg Brunner		Joe Wieskamp
	Adam Haluska	2021	Michael Baer
	Jeff Horner		Connor McCaffery
	Justin Wieck		Jack Nunge
2007	Adam Haluska		Joe Wieskamp
	Brett Wessels	2022	Connor McCaffery
2009	Jeff Peterson		Keegan Murray
2010	Devan Bawinkel	2023	Carter Kingsbury
	Matt Gatens		Luc Laketa
2011	Eric May		Connor McCaffery
	T.J. Sayre		Riley Mulvey
2012	Matt Gatens		Payton Sandfort
	Eric May		
	Branden Stubbs		



In 2016, Jarrod Uthoff became the first Iowa men's basketball player to achieve All-America and Academic All-America honors in the same season.

**CHICAGO TRIBUNE TROPHY -- BIG TEN MOST VALUABLE PLAYER**

1948	Murray Wier
1952	Chuck Darling
1968	Sam Williams

BIG TEN PLAYER OF THE YEAR

2020	Luka Garza
2021	Luka Garza

FIRST TEAM

1939	Ben Stephens
1942	Milt Kuhl
1944	Dave Danner
1945	Herb Wilkinson
1946	Herb Wilkinson
1947	Herb Wilkinson
1948	Murray Wier
1952	Charles Darling
1955	Bill Logan
1956	Bill Logan
	Carl Cain
1959	Dave Gunther
1961	Don Nelson
1962	Don Nelson
1967	Sam Williams
1968	Sam Williams
1970	John Johnson
1971	Fred Brown
1978	Ronnie Lester
1979	Ronnie Lester
1981	Kevin Boyle
1985	Greg Stokes
1989	Ed Horton
1992	Acie Earl
1996	Jess Settles
	Andre Woolridge
1997	Andre Woolridge
2006	Greg Brunner
2007	Adam Haluska
2014	Devyn Marble, cm
2015	Aaron White, cm
2016	Jarrold Uthoff, cm
2017	Peter Jok, cm
2020	Luka Garza, cm
2021	Luka Garza, cm
2022	Keegan Murray, cm
2023	Kris Murray, cm

SECOND TEAM

1945	Clayton Wilkinson
1950	Frank Calsbeek
1951	Frank Calsbeek
	Chuck Darling
1952	Bob Clifton
1953	McKinley Davis
1954	Carl Cain
1955	Carl Cain
	Bill Seaberg
	Milt Scheuerman
1956	Bill Seaberg
1958	Dave Gunther
1965	Chris Pervall
1966	George Peeples
1968	Chad Calabria
1970	Fred Brown
	Glenn Vidnovic
1972	Rick Williams
	Kevin Kunnert
1973	Kevin Kunnert
1974	Candy LaPrince
1976	Scott Thompson, cm
1977	Bruce King, cm
1978	Ron Lester, m
1980	Kevin Boyle, cm
1982	Michael Payne, cm
1983	Greg Stokes, cm
1984	Greg Stokes, cm
1987	Roy Marble, cm
1988	Roy Marble, c
	B.J. Armstrong, cm
1989	B.J. Armstrong, cm
1991	Acie Earl, m
1993	Acie Earl, cm
1994	James Winters, c
1995	Chris Kingsbury, m
1998	Ryan Bowen, cm
2001	Reggie Evans, cm
2002	Reggie Evans, cm
2005	Greg Brunner, cm
2012	Matt Gatens, m
2016	Peter Jok, cm
2019	Tyler Cook, m
2021	Joe Wieskamp, cm

THIRD TEAM

1963	Dave Roach
1964	Jimmy Rodgers
1965	George Peeples
1966	Chris Pervall
1976	Dan Frost, c
1976	Bruce King, c
1980	Steve Krafscis, c
1981	Vince Brookins, c
1982	Kevin Boyle, c
	Kenny Arnold, c
1983	Bob Hansen, c
1984	Steve Carfino, c
1986	Gerry Wright, c
1987	Brad Lohaus, c
1989	Roy Marble, c
1990	Les Jepsen, cm
1991	Acie Earl, c
1993	Val Barnes, cm
1994	James Winters, m
	Jess Settles, m
1995	Jess Settles, cm
	Andre Woolridge, m
1996	Russ Millard, cm
1997	Ryan Bowen, m
1999	Dean Oliver, cm
2000	Dean Oliver, c
2001	Dean Oliver, cm
2002	Luke Recker, cm
2003	Chauncey Leslie, m
2004	Jeff Horner, cm
	Pierre Pierce, cm
2006	Adam Haluska, c
	Jeff Horner, cm
2007	Tyler Smith, cm
2008	Tony Freeman, c
2012	Matt Gatens, c
2013	Aaron White, m
	Devyn Marble, c
2014	Aaron White, cm
2015	Jarrold Uthoff, c
2019	Tyler Cook, c
	Jordan Bohannon, c
2020	Joe Wieskamp, cm
2023	Filip Rebraca, m

KEY TO VOTING

1948-1954	Second Team only chosen by conference coaches
1954-1956	Second Team only chosen by media
1957	Second and Third Team chosen by media
1958-1961	Second Team only chosen by media
1962-1966	Second and Third Team chosen by media
1967-1973	Second Team only chosen by media
1974	Second & Third Team (UPI only) chosen by media
1975-1976	UPI-Coaches Selected Second and Third Teams – c
	AP selected a Second Team only – m
1977-1979	UPI-Coaches selected a Second Team only – c
	AP selected a Second Team only – m
1980-1989	UPI-Coaches selected second and third teams – c
	AP selected a Second Team only – m
1990-present	Coaches selected second and third teams – c
	Media selected second and third teams – m

BIG TEN COACH OF THE YEAR

1979	Lute Olson
1987	Tom Davis

BIG TEN PLAYER OF THE YEAR

1968	Sam Williams
2020	Luka Garza
2021	Luka Garza

BIG TEN DEFENSIVE PLAYER OF THE YEAR

1992	Acie Earl
2006	Erek Hansen

BIG TEN SIXTH MAN OF THE YEAR

2006	Doug Thomas
2015	Gabriel Olaseni
2017	Nicholas Baer
2023	Payton Sandfort

BIG TEN FRESHMAN OF THE YEAR

1994	Jess Settles
------	--------------

BIG TEN ALL-DEFENSIVE TEAM

2006	Erek Hansen
2016	Jarrold Uthoff

BIG TEN ALL-FRESHMAN TEAM

2007	Tyler Smith
2009	Matt Gatens
2010	Eric May
2011	Melsahn Basabe
2012	Aaron White
2017	Jordan Bohannon, Tyler Cook
2019	Joe Wieskamp
2020	CJ Fredrick

MOST OUTSTANDING PLAYER, BIG TEN TOURNAMENT

2001	Reggie Evans
2006	Jeff Horner
2022	Keegan Murray

ALL-TOURNAMENT TEAM, BIG TEN TOURNAMENT

2001	Reggie Evans (Most Outstanding Player)
2002	Luke Recker
	Reggie Evans
2006	Greg Brunner
	Jeff Horner (Most Outstanding Player)
2021	Luka Garza
2022	Keegan Murray (Most Outstanding Player)
	Jordan Bohannon



MOST VALUABLE PLAYERS

1946	Herb Wilkinson	1987	Kevin Gamble
1947	Murray Wier		Roy Marble
1948	Murray Wier	1988	B.J. Armstrong
1949	Charlie Mason		Bill Jones
1950	Frank Calsbeek		Roy Marble
1951	Frank Calsbeek	1989	B.J. Armstrong
1952	Charles Darling		Ed Horton
1953	Herb Thompson		Roy Marble
1954	Carl Cain	1990	Les Jepsen
1955	Bill Seaberg	1991	Acie Earl
1956	Carl Cain		James Moses
1957	Dave Gunther	1992	Acie Earl
1958	Dave Gunther	1993	Acie Earl
1959	Dave Gunther	1994	James Winters
1960	Don Nelson	1995	Jess Settles
1961	Don Nelson		Andre Woolridge
1962	Don Nelson	1996	Russ Millard
1963	Jerry Messick		Jess Settles
1964	Jimmy Rodgers		Andre Woolridge
1965	Jimmy Rodgers	1997	Andre Woolridge
1966	Dennis Pauling	1998	Ryan Bowen
1967	Gerry Jones	1999	Kent McCausland
1968	Sam Williams		Dean Oliver
1969	John Johnson		Jess Settles
1970	John Johnson	2000	Jake Jaacks
1971	Fred Brown		Dean Oliver
1972	Kevin Kunnert	2001	Reggie Evans
	Rick Williams		Dean Oliver
1973	Kevin Kunnert	2002	Reggie Evans
1974	Candy LaPrince		Luke Recker
1975	Dan Frost	2003	Chauncey Leslie
1976	Scott Thompson	2004	Jeff Horner
1977	Bruce King		Pierre Pierce
1978	Ronnie Lester	2005	Greg Brunner
1979	Ronnie Lester		Jeff Horner
1980	Ronnie Lester	2006	Greg Brunner
1981	Vince Brookins		Erek Hansen
1982	Kevin Boyle		Jeff Horner
1983	Bob Hansen	2007	Adam Haluska
1984	Steve Carfino		
1985	Greg Stokes	* -- Iowa stopped designating an MVP following the 2007 season.	
	Michael Payne		
1986	Andre Banks		

RETIRED NUMBERS & JERSEYS

10 B.J. ARMSTRONG (JERSEY)

B.J. Armstrong's jersey was retired in 1992. Graduated as Iowa's career assist leader (currently fourth), Armstrong ranks fifth in career scoring and was a two-time Hawkeye MVP. A first round draft choice of the Chicago Bulls in 1989, Armstrong played a vital role in Chicago's NBA titles in 1991 and 1992. He moved into Chicago's starting line-up in 1993 as the Bulls won their third straight NBA title. Armstrong concluded his NBA career with Chicago in 1999-00.

12 RONNIE LESTER

Lester is Iowa's seventh all-time leading scorer with 1,675 points. He started 3 1/2 seasons before a knee injury shortened his senior season. He was the Hawkeyes' MVP three times, an All-Big Ten selection twice and an All-American in 1979-1980. Lester played in the NBA for Chicago and Los Angeles. Lester won a World Championship with the Los Angeles Lakers in 1985 and served as vice-president of the Laker organization.

17 MURRAY WIER (JERSEY)

Wier was a four-year starter from 1945-48. He help Iowa to a Big Ten championship as a freshman in 1945. As a senior, Wier became the first officially recognized Division I NCAA scoring leader and Iowa's first-ever consensus first-team All-American, averaging 21 points per game. He set a then-Big Ten record of 272 points in conference play, earning first-team all-league and team Most Valuable Player accolades in 1948.

21 CARL CAIN

Cain was a 1956 first team All-American and All-Big Ten for the Hawkeyes' national runners-up. A 1956 Olympian, Cain was forced into a reserve role for the United States because of a back injury. He was a two-time Iowa MVP and finished his career with 1,054 points.

22 BILL SEABERG

Seaberg was a starting guard on the "Fabulous Five" team that ended up as the NCAA runner-up in 1956. He was third team All-America by Helms and the Hawkeyes' MVP in 1955, when he averaged 13 points.

23 ROY MARBLE (JERSEY)

Marble scored 2,116 points to become the first Iowa player to score 2,000 points. He also recorded 668 career rebounds and 281 assists as the Hawkeyes won 97 games during his career. Iowa earned four straight NCAA Tournament appearances, including an Elite Eight appearance in 1987 and a trip to the Sweet 16 in 1988. Marble shared team Most Valuable Player honors from 1987-89. Along with being Iowa's career scoring leader for 31 years, Marble currently ranks second in program annals in field goals made (787), field goal attempts (1,459) and free throws made (516); third in free throw attempts (707); and fourth in career steals (183). He led the team in scoring in 1986, 1987, and 1989.

27 CHUCK DARLING

Darling earned first-team All-America distinction and was awarded the Chicago Tribune Silver Trophy as a senior in 1952. A two-time all-conference selection, Darling led the Hawkeyes to second (1952) and third place (1951) Big Ten finishes as an upperclassman. He led the Hawkeyes in scoring in back-to-back seasons in 1951 (16.3 ppg) and 1952 (25.5 ppg), including leading the Big Ten in points per game as a senior. His 25.5 points per game average is the third highest scoring average in program history behind John Johnson (27.9 ppg in 1970) and Fred Brown (27.6 ppg in 1971). He averaged a staggering 17.6 rebounds in 22 games as a junior, a season average that is tops in school history.

31 BILL LOGAN

Logan, a member of the Hawkeyes' 1,000-point Club, topped the squad in scoring three times. A two-time All-Big Ten selection, Logan was second team All-America in 1956 according to Helms and Converse-Taylor. He helped Iowa to a second place Big Ten finish as a sophomore and consecutive Final Four appearances his last two seasons.

33 BILL SCHOOF

Schoof played forward on the "Fabulous Five" team and scored 6.3 points per game. A three-year letterman, Schoof was a starter on Iowa's 1955 and 1956 Final Four teams. In those two seasons he helped the Hawkeyes to a record of 39-13.

40 CHRIS STREET

Chris Street's number was retired following his untimely death in 1993. Street died in an auto accident 15 games into his junior season. A fixture in Iowa's starting line-up since midway through his freshman season, Street was averaging 14.5 points and 9.5 rebounds per contest through 15 games and had recently earned MVP honors at the San Juan Shootout. He established an Iowa record by making 34 consecutive free throws.

41 GREG STOKES


Stokes, a three-year starter in the pivot, is the school's fourth all-time career scorer (1,768 points). He owns the school record for field goal percentage in a game (1.000, 11 of 11). After an All-Big Ten senior season (19.9 scoring norm), Stokes was selected in the 1985 NBA Draft by Philadelphia.

46 SHARM SCHEUERMAN

Scheuerman made his mark at Iowa as an athlete and coach. He started on the "Fabulous Five" basketball team and lettered three times in basketball and baseball. After graduation in 1956, Scheuerman returned to coach his alma mater in 1959. His 1961 squad finished 18-6.

55 LUKA GARZA

Luka Garza is Iowa's only two-time Big Ten Player of the Year (2020 & 2021) and only consensus National Player of the Year (2021). Iowa's all-time leading scorer was also a two-time consensus first-team All-American, first-team All-Big Ten, and Kareem Abdul-Jabbar and Pete Newell award winner. Garza is the only Big Ten men's basketball player to amass over 2,250 points and 900 rebounds. Garza was recognized as the 2021 Big Ten Jesse Owens Male Athlete of the Year.



The Chris Street Award, named in honor of former Hawkeye Chris Street, is presented annually to “A Hawkeye player who best exemplifies the spirit, enthusiasm and intensity of Chris Street.” Street died in an auto accident on Jan. 19, 1993, midway through his junior season.

1993	Wade Lookingbill	2010	Devan Bawinkel
1994	Jess Settles	2011	Jarryd Cole
1995	Jim Bartels	2012	Matt Gatens
1996	Jess Settles	2013	Eric May
1997	Ryan Bowen	2014	Roy Devyn Marble
	John Streif, Trainer	2015	Aaron White
1998	Darryl Moore	2016	Anthony Clemmons
1999	Jason Bauer		Mike Gesell
	Jess Settles		Jarrold Uthoff
2000	Ryan Luehrsmann		Adam Woodbury
	Jason Price	2017	Peter Jok
2001	Dean Oliver	2018	Jordan Bohannon
2002	Duez Henderson	2019	Nicholas Baer
2003	Jeff Horner	2020	Luka Garza
2004	Brody Boyd		Ryan Kriener
	Greg Brunner	2021	Luka Garza
2005	Adam Haluska		Jordan Bohannon
2006	Adam Haluska	2022	Connor McCaffery
2007	Tony Freeman		Keegan Murray
2008	Cyrus Tate	2023	Kris Murray
2009	Jarryd Cole		Filip Rebraca



Chris Street 1972-1993



THE NBA DRAFT

The National Basketball Association (NBA) held its first draft of college-players in 1947. Here is a list of University of Iowa players drafted by NBA teams:

Year	Player, Team	Round	# Pick in Round	# Pick Overall					
1947	Herb Wilkinson, St. Louis	3	8	28	1982	Kenny Arnold, Dallas	5	4	96
	Dick Ives, Pittsburgh	5	5	45		Kevin Boyle, Philadelphia	6	22	137
1948	Murray Wier, Ft. Wayne	5	4	52	1983	Bob Hansen, Utah	3	7	54
1951	Frank Calsbeek, Ft. Wayne	6	4	54		Mark Gannon, San Diego	8	4	166
1952	Charles Darling, Rochester	1	9	9	1984	Steve Carfino, Boston	6	23	139
1956	Bob Clifton, Fort Wayne	5	3	43	1985	Greg Stokes, Philadelphia	2	9	33
	Bill Logan, Boston	5	6	38		Michael Payne, Houston	3	10	57
	Carl Cain, Rochester	7	1	49	1986	Andre Banks, Houston	5	19	112
	Dave Gunther, Philadelphia	8	3	56	1987	Brad Lohaus, Boston	2	22	45
1959	Americus John-Lewis, St. Louis	7	6	54		Kevin Gamble, Portland	3	17	63
1962	Don Nelson, Chicago	3	1	17	1988	Gerry Wright, Detroit	5	19	111
1966	George Peeples, Baltimore	4	5	35		Jeff Moe, Utah	2	17	42
	Chris Pervall, Baltimore	17	1	110	1989	B.J. Armstrong, Chicago	1	18	18
	Gerry Jones, Los Angeles	13	4	137		Roy Marble, Atlanta	1	23	23
1967	Sam Williams, Milwaukee	3	13	35		Ed Horton, Washington	2	12	39
1969	Ben McGilmer, Seattle	6	3	74	1990	Les Jepsen, Golden State	2	1	28
1970	John Johnson, Cleveland	1	7	7	1993	Acie Earl, Boston	1	19	19
	Glenn Vidnovic, Cleveland	4	9	60	1996	Russ Millard, Phoenix	2	10	39
	Ben McGilmer, Baltimore	12	10	193	1998	Ricky Davis, Charlotte	1	21	21
	Chad Calabria, Phoenix	14	7	210		Ryan Bowen, Denver	2	26	55
1971	Fred Brown, Seattle	1	6	6	1999	J.R. Koch, New York	2	17	46
1973	Kevin Kunnert, Chicago	1	12	12	2007	Adam Haluska, New Orleans	2	13	43
	Rick Williams, Boston	14	5	193	2014	Roy Devyn Marble, Orlando	2	26	56
	Scott Thompson, Detroit	4	4	55	2015	Aaron White, Washington	2	19	49
1976	Dan Frost, Milwaukee	4	8	59	2021	Joe Wieskamp, San Antonio	2	11	41
	Bruce King, Detroit	4	14	80		Luka Garza, Detroit	2	22	52
1980	Ronnie Lester, Portland	1	10	10	2022	Keegan Murray, Sacramento	1	4	4
1981	Steve Krafcsin, Atlanta	5	6	98	2023	Kris Murray, Portland	1	23	23
	Vince Brookins, Detroit	6	2	117					
	Steve Waite, Boston	6	22	137					



Keegan Murray became the highest NBA Draft pick in program history in 2022 when he was selected fourth overall by the Sacramento Kings.

**-A-**

Agnew, Richard	1966,67,68
Allen, Frank	1960
Anapol, Angelo	1939
Anderson, Craig	1981,82,83,84
Andrews, William	1951
Angelino, Glenn	1971,72,73
Angersola, Ken	1973
Angle, J.R.	2005,07,08,09
Archie, Devon	2010,11,12
Arens, Mike	1980
Armstrong, B.J.	1986,87,88,89
Arnold, Kenny	1979,80,81,82
Ash, Austin	2019,20,21,22

-B-

Baer, Michael	2019,20,21
Baer, Nicholas	2016,17,18,19
Banazek, Kenneth	1964,65
Banks, Andre	1983,84,85,86
Bannick, Edwin	1915,16,17
Barko, John	1933,34,35,36
Barnes, Val	1991,92, 93
Bartels, Jim	1991,93,94,95
Barton, James	1905,06,07
Basabe, Melsahn	2011,12,13,14
Bastian, Edward	1964,65,66
Bastian, Howard	1933,34
Bastian, Kenneth	1939,40
Bauer, Jason	1997,98,99
Bawinkel, Devan	2009,10
Bennett, P.J.	1932
Bergman, Joe	1967
Berkenpas, Todd	1982,83,84,85
Berrien, Clifford	1917,18,19
Berry, Harry	1912,13
Beutjer, Jon	2001
Bilskemper, Josiah	1999
Blackmer, Ivan	1934,35
Bobby, Albert	1935,37
Bowen, Ryan	1995,96,97,98
Bohall, Dan	2008
Bohannon, Jordan	2017-22
Bowen, Dasante	2023
Boyd, Brody	2001,02,03,04
Boyle, Bryan	1983,84
Boyle, Greg	1978,80,81,82
Boyle, Kevin	1979,80,81,82
Bratten, Elmer	1937
Breedlove, Huston	1966,67,68
Brigham, Leon	1918
Brock, Allen	1902,03,04
Brommer, Andrew	2009,10,11,12
Brookins, Vince	1978,79,80,81
Brown, B.A.	1907,08,09
Brown, Fred	1970,71
Brown, Homer	1918,19
Brownlee, Jack	2004,05
Brunner, Greg	2003,04,05,06
Buckles, Kenneth	1952,53
Buckner, Chester	1906,07,08
Bullard, Matt	1989,90
Burckheimer, I.A.	1907,08
Burgitt, Robert	1922,23

-C-

Cain, Carl	1954,55,56
Calabria, Chad	1968,69,70

Calsbeek, Franklin	1949,50,51
Carfino, Steve	1981,82,83,84
Carpenter, Robert	1959
Carter, John	1994,95
Cartwright, Bryce	2011,12
Casey, Bart	1985,86,87
Chapman, Tom Jr.	1965,66,67
Chapman, Tom Sr.	1942,43
Clemmons, Anthony	2013,14,15,16
Clifton, Robert	1950,51,52
Cochrane, Everett	1951,52
Colbert, Edward	1951
Cole, Jarryd	2008,09,10,11
Collins, James	1972,73,74
Conway, George	1969,71
Cook, Tyler	2017,18,19
Cotton, Kenneth	1918,19
Cougill, Brennan	2010
Cox, Cody	2011,12
Crawford, Josh	2007
Culberson, Dick	1945

-D-

Dailey, Maishe	2017,18,19
Danner, Dave	1944,46,47
Darling, Charles	1950,51,52
Darsee, Jon	1980,81,82
David, Virgil	1928,29
Davis, Jermain	2009
Davis, Keno	1995
Davis, McKinley	1952,53,54,55
Davis, Ricky	1998
Davis, Rodell	1990,91,92
DeHeer, Floyd	1936,37
Dennard, Jerry	1982,83
Denning, Kyle	2012,13,14,15
Denoma, Mike	1963,64,65
Devine, Aubrey	1920,21,22
Diehl, Robert	1951
Dille, Glenn	1949
Dittmer, Jack	1950
Dix, Josh	2023
Dollmeyer, Greg	2003
Drake, Terry	1975,77,78
Dress, Jack	1936,37,38
DuBois, W.L.	1902
Duffe, Bernard	1942
Duhm, Clarence	1924
Dull, J. Michael	1960
Duncan, Douglas	1954,55
Dutton, Lawrence	1915,16,17

-E-

Earl, Acie	1990,91,92,93
Eldridge, Dante	2023
Ellingson, Brady	2015,16,17,18
Ely, Howard	1938
Epstein, S.	1931
Eshleman, Harold	1932,33
Evans, Dick	1940
Evans, Reggie	2001,02
Evelyn, Bakati	2020

-F-

Farrell, Thomas	1902,03
Farroh, Mike	1929
Fegebank, Neil	1972,73,74
Fermino, Joe	2000,01

Fields, L.R.	1914
Figg, James	1930
Filkins, D.C.	1932
Finlayson, Robert	1920
Finley, Roger	1948,49
Fleming, Andrew	2016
Fort, Johnny	1984
Fountain, Bruce	1942
Fredrick, CJ	2020,21
Freeman, Robert	1948
Freeman, Tony	2006,07,08
Fritz, John	1995
Frohwein, George	1921,22
Frost, Dan	1975,76
Fullard, Ken	1984,85
Fuller, Aaron	2009,10
Funk, Jack	1923,24

-G-

Gaddis, Wally	1936,37
Galloway, Kyle	1998,00,01
Gamble, Kevin	1986,87
Gannon, Mark	1980,81,82,83
Gardner, Ray	1912,13
Garner, Brian	1989
Garza, Luka	2018,19,20,21
Gatens, Matt	2009,10,11,12
Gatens, Mike	1974,75,76
Geneva, Fred	1929
Gentry, Nolden	1958,59,60
Gesell, Mike	2013,14,15,16
George, Robert	1954,55,56
Givant, Todd	1993
Glasper, Mon'ter	1993,94,95,96
Gomes, Marcelo	1999,00
Gorney, Seth	2005,06,07,08
Gottschalk, Gary	1966,67
Gould, Joe	1971
Grabinski, Ken	1970,71,72
Grafton, Jimmie	1944
Graham, Jim	1945
Greene, Herald	1950,51,52
Griffin, Rob	2000
Griffith, Dwight	1904,05,06
Grim, John	1933,34,35
Grissel, Earl	1914
Grogan, Tom	1980
Gunther, Dave	1957,58,59
Guzowski, Tony	1946,48,49

-H-

Haberecht, Fred	1975,76
Haberer, Brian	1998
Hairston, John	1974,75,76,77
Hakeman, Dennis	1974
Hall, Eugene	1947,48
Hallstrom, Jim	1978
Haluska, Adam	2005,06,07
Hankins, Andrew	1962,63,64
Hansen, Bob	1980,81,82,83
Hansen, Erek	2004,05,06
Hargrave, Clay	1976,77,78
Harring, Richard	1959
Harris, Norman	1948
Harris, Tom	1960
Harrison, Lawrence	1926,28
Harsha, Vince	1940,41,42
Hawthorne, Lester	1954,55,56



Harring, Richard	1959
Harris, Norman	1948
Harris, Tom	1960
Harrison, Lawrence	1926,28
Harsha, Vince	1940,41,42
Hawthorne, Lester	1954,55,56
Hays, Donald	1948,49,50
Hazley, Omar	1969,70,71
Hegg, Peer	1957
Hein, Richard	1941,42
Heitman, Mike	1958,59,60
Heller, Mike	1980
Helmers, Greg	1995,96,97,98
Henderson, Duez	1999,00,01,02
Henderson, Mike	2004,05,06,07
Henry, Mike	1978,79,80,81
Herwig, Lloyd	1944
Hettrick, Gene	1953
Hicks, Wayland	1922,23,24
Hildreth, Reg	1930
Hill, Kent	1985,86,87,88
Hill, Wendell	1941,42
Hobbs, Nicolas	2019,20
Hobbs, Robert	1938,39
Hodge, James	1969,70
Hogan, Ralph	1926,27
Hogan, Ryan	2001,02
Hohenhorst, Fred	1938,39
Horner, Jeff	2003,04,05,06
Horton, Ed	1986,87,88,89
Hughes, Tom	1944
Humphrey, James	1943
Hutton, Brandon	2016
Hyland, Mark	1909

-I-	
Ingram, Michael	1989,90
Ingram, Patrick	2013
Irvine, Howard	1939
Ives, Dick	1944,45,46,47

-J-	
Jaacks, Jacob	1999,00
Jacobson, L.M.	1914,15
Janse, Hector	1923,24,25
Jarnagin, Charles	1952,53,54
Jebens, Herbert	1929,30
Jenkins, Albert	1917
Jensen, H.C.	1924
Jensen, Richard	1968,69,70
Jepsen, Les	1987,88,89,90
Jessen, Joel	1964,66
Jewell, Mark	1987,88
John Lewis, Americus	1957
Johnson, Dennis	1981
Johnson, John	1969,70
Johnson, Justin	2007,08
Johnson, Roy	1954,55,57
Johnson, Sam	1936,37,38
Jok, Peter	2014,15,16,17
Jones, Bill	1985,86,87,88
Jones, Dale	2016,17
Jones, Gerry	1965,67
Jorgensen, Noble	1946,47

-K-	
Kaufmann, Robert	1920,21
Kelley, Scott	1977,78
Kelly, Jake	2008,09
Kerwick, Joe	1915
Kewney, Lester	1960
Kimm, Josh	2003
King, Bruce	1975,76,77
King, Waymond	1981,82,83,84
Kingsbury, Carter	2023
Kingsbury, Chris	1994,95,96
Kingsbury, E.M.	1904
Kinnan, Robert	1928,29,30
Kinnick, Nile	1938
Koberg, Kerry	1998
Koch, J.R.	1996,97,98,99
Koch, Nate	1995
Koser, M.	1931
Kotlow, Jack	1931,32,33
Krafcsin, Steve	1979,80,81
Kremer, Glenn	1944
Kriener, Ryan	2017,18,19,20
Krumbholz, Guelnder	1932,33
Kuhl, Milt	1940,41,42
Kunkel, Fred	1935
Kunnert, Kevin	1971,72,73

-L-	
Laketa, Luc	2022,23
LaPrince, Candy	1973,74
Laude, James	1923,24,25
Lauer, C.F.	1931
Lawson, Fred	1928
Leeka, Seward	1929
Leo, Richard	1912,13
Leslie, Chauncey	2002,03
Lester, Ronnie	1977,78,79,80
Licklitter, John	2009,10
Lind, Thomas	1938,39,40
Logan, William	1954,55,56
Lohaus, Brad	1983,84,86,87
Lohman, Carl	1921,22
Looby, Kurt	2007,08
Lookingbill, Wade	1989,90,92,93
Lorenz, Gary	1961,62
Lorenzen, Al	1985,86,87,88
Luehrsmann, Ryan	1997,98,99,00
Lundstedt, Robert	1943
Lusk, Gary	1970,71,72
Lyon, Terry	1963

-M-	
Magnusson, Floyd	1944,47,48,49
Magnusson, Jim	1976
Maiden, Sidney	1912,13
Marble, Roy	1986,87,88,89
Marble, Roy Devyn	2011,12,13,14
Marsh, Ed	1945
Martel, Augustine	1955,56,57
Mason, Charles	1946,47,48,49
Mau, Robert	1953
May, Eric	2010,11,12,13
Mayfield, William	1976,77,78,79
Mays, Archie	1975,76
McCabe, Zach	2011,12,13,14
McCaffery, Connor	2019,20,21,22,23
McCaffery, Patrick	2021,22,23

McCarty, Steven	2012
McCausland, Kent	1996,97,98,99
McConnell, Charles	1925,26,27
McConnell, Jim	1957,58
McGilmer, Benjamin	1966,69,70
McGovney, Richard	1921
McGrath, Rolly	1966,67,68
Melhaus, Douglas	1962,63
Messick, Gerald	1962,63
Metcalfe, Leonard	1947,48
Meyer, Kyle	2013,14
Millard, Russ	1993,94,95,96
Miller, Harold	1926
Miller, Robert	1953
Miller, Thomas	1969,70,71
Mims, Fred	1972
Miranda, Joe	1969
Moe, Jeff	1985,86,87,88
Moffitt, Howard	1932,33,34
Moore, Darryl	1997,98
Moore, Larry	1973,75
Morgan, Michael	1985,86,87,88
Morrissey, L.M.	1905,06,08
Moses, James	1989,90,91,92
Moss, Isaiah	2017,18,19
Mowry, Joseph	1930,31
Mulvey, Riley	2022,23
Mundt, Frank	1958,59
Murray, Keegan	2021,22
Murray, Kenyon	1993,94,95,96
Murray, Kris	2021,22,23

-N-	
Nau, Earl	1958
Neari, Nick	2010
Nelson, Donald	1960,61,62
Nelson, Frank	1969
Nelson, Irving	1929
Nesmith, Gene	1943
Nevin, John	1914,15
Newton	1904
Nicolaus, Leo	1919,20
Norman, Ronald	1967,68
Norman, Tom	1977,78,79
Norton, D.A.	1908
Norton, Randy	1979,80
Novak, Joel	1961,62
Nunge, Jack	2018,20,21

-O-	
O'Brien, James	1942,43
O'Connor, Jim	1992
Oglesby, Josh	2012,13,14,15
Ogundele, Josh	2021,22,23
Okey, Sam	1999
Olaseni, Gabriel	2012,13,14,15
Oliver, Dean	1998,99,00,01
Olson, Gary	1964,65,66
Olson, Merrill	1918,19
Olsthoorn, Larry	1977,78

-P-	
Palmer, David	2008,09
Parker, Larry	1973,74,75,76
Parker, Tom	1948,49
Parsons, Charles	1913,14,15
Parsons, Harry	1902,03,04



Pauling, Dennis	1964,65,66
Payne, Cully	2010,11
Payne, Michael	1982,83,84,85
Payne, Thomas	1956
Peeples, George	1964,65,66
Pemsl, Cordell	2017,18,20
Perkins, Lewis	1965,66,67
Perkins, Tony	2021,22,23
Perrine, J.O.	1907,08,09
Pervall, Christopher	1965,66
Peterson, Bryce	1999
Peterson, Jeff	2008,09
Peth, Dick	1976,77,78,79
Phelps, Van	1977
Philips, Chris	1967,68,69
Phillips, Gordon	1926
Pierce, Pierre	2002,04
Plett, Charles	1939
Plunkitt, Doyle	1928,29
Postels, Ned	1944,45,46
Prasse, Erwin	1938, 39,40
Price, Jason	1999,00
Purcell, Thomas	1961

-R-

Rabenold, Scott	1998
Raffensperger, Leonard	1925
Ramos, Antonio	1999
Ramsell, William	1906
Rand, Ben	2004
Range, Joey	1999
Reaves, Michael	1985,86,87,88
Rebholz, Mike	1999
Rebraca, Filip	2022,23
Recker, Luke	2001,02
Reddington, Joe	1961,62,63
Reed, Carlton	2005,06
Reed, Dale	1990
Reiner, Jared	2001,02,03,04
Reinhardt, Julian	1930,31
Rickert, Christopher	2012,13
Riddle, Fred	1963,65
Ridley, Gerald	1953,54,55
Riecks, Richard	1949,50
Riegert, Marshall	1931,32,33
Roach, David	1962,63,64
Robinson, Alvin	1996,97
Rodgers, James	1963,64,65
Rogers, A.	1931,32
Rogge, George	1929
Rose, Charlie	2015,17,18
Rosenthal, Sid	1935,36
Ross, Charles	1902,03,04
Rost, Murray	1951
Rowat, Lynn	1971,72
Ruck, Fred	1950,51
Rucker, Guy	1997,98,99
Runge, Dennis	1960,61
Ryden, Hugo	1909,10,11

-S-

Sallander, F.W.	1911,12
Sandfort, Payton	2022,23
Schebler, Joseph	1959,60
Schenck, C.P.	1902,03,04,05
Scheuerman, Milton	1954,55,56
Schiff, Loren	1916,17
Schmidt, Chris	1911,12

Schoof, William	1954,55,56
Schraut, James	1994
Schulte, H.H.	1913
Schulz, Bob	1945,48,49,50
Schulze, Thomas	1969,70
Schwartz, Frederic	1935,36
Scott, Courtney	2001
Scott, Matt	1990
Seaberg, George	1957,58
Seaberg, William	1954,55,56
Sebolt, Frank	1956,57
Selzer, Ben	1932,33,34
Settles, Jess	1994,95,96,99
Shaw, Richard	1961,62,63
Shay, Jason	1995
Shimek, Frank	1920,21,22
Siegel, Vic	1940,41,42
Siglin, Paul	1940,41
Simmons, Vernon	1997,98
Skea, William	1963,64
Skillett, Kevin	1993,94,95
Skinner, Troy	1989,90,91,92
Smith, Floyd	1911
Smith, Jason	1999,00,01
Smith, Kevin	1991,92,93
Smith, Tyler	2007
Snedeker, Dave	1984,85
Soderquist, Rudy	1940,41,42
Sonderleiter, Sean	2001,02,03
Spencer, Jack	1944,45,47,48
Speraw, Kirk	1978,79
Spradling, Robert	1929,30
Spurgeon, Kurt	2003,04
Stange, Kurt	1983,84
Stenger, William	1953
Stephens, Ben	1937,38,39
Stewart, Walter	1908,09,10
Stoermer, Jordan	2011
Stokes, Darius	2011,12,13,14
Stokes, Greg	1982,83,84,85
Story, Sid	1941
Soukup, Michael	2016
Soukup, Steven	2016
Stover, S.K.	1902,03
Straatsma, Stan	1945,47,48,49
Street, Chris	1991,92,93
Stubbs, Brandon	2011,12
Suesens, Kenneth	1936,37,38
Sullinger, Harold	1972
Swaney, H.J.	1932
Szykowny, Matthew	1961,62

-T-

Tate, Cyrus	2007,08,09
Tedesky, Bob	1945
Terrones, B.J.	1999
Thomas, Doug	2005,06
Thomas, Floyd	1910,11
Thomas, Leon	1974,75
Thompson, Alex	2005,06
Thompson, Edwin	1936,37
Thompson, Herbert	1951,52,53
Thompson, Ray	1989
Thompson, Rod	1999,00,01,02
Thompson, Scott	1974,75,76
Thomsen, Theron	1943,46
Till, Riley	2018,19,20
Trickey, Ben	1941,42,43

Toussaint, Joe	2020,21,22
Tubbs, Brig	1989,90,91,92
Tucker, Anthony	2009
Twogood, Forest	1927,28,29

-U-

Uhl, Dom	2015,16,17,18
Ulis, Ahron	2021,22,23
Ukah, Okey	2014,15,16
Uknes, Charles	1943
Uthoff, Jarrod	2013,14,15,16

-V-

Vacanti, Sam	1943
VanDeusen, George	1925,26,27
VanYsseldyk, Joe	1936,37,38
Vaughan, Reggie	1973
Venik, Harry	1967
Vidnovic, Glenn	1968,69,70
Vollers, Robert	1948,49,50
VonLackum, John	1916,17,18
VonLackum, W.H.	1914,15,16

-W-

Wagner, Ahmad	2016,17,18
Waite, Steve	1978,79,80,81
Walsh, Matt	1936,37
Walter, Donald	1944
Warren, Chris	2003
Washington, Bob	1958,59
Washington, Nate	1974
Watkins, John	1948
Webb, Jay	1990,91,92,93
Weiss, Albert	1949
Westen, Kelly J.	1988
Wessels, Brett	2007
Wheeler, Bill	1940,41,42
White, Aaron	2012,13,14,15
White, David	1967,68
White, Michael	1995
Wieck, Justin	2005,06
Wier, Murray	1945,46,47,48
Wieskamp, Joe	2019,20,21
Wilcox, Francis	1927,28,29
Wilkinson, Clayton	1945,46,47
Wilkinson, Herbert	1945,46,47
Williams, Christian	2016,17
Williams, Joe	1957
Williams, John Carl	1999,00
Williams, Rick	1972,73
Williams, Sam H.	1967,68
Williams, Sam W.	1971
Williamson, Charles	1930,31,32
Wilson, George	1905
Winters, James	1991,92,93,94
Wischmeier, Bob	1945
Wishmier, Jack	1945,48
Woodbury, Adam	2013,14,15,16
Woods, Michael	1960
Woolridge, Andre	1995,96,97
Wordlaw, Clarence	1957,58,59
Worley, Glen	2001,02,03,04
Worth, Earl	1920
Wright, Gerry	1985,86,87
Wulfsberg, Cal	1976,77

-Z-

Zager, Ronald	1960
---------------	------



0	
Crawford, Josh	2007
Olaseni, Gabriel	2012,13,14,15
Wagner, Ahmad	2016,17,18
Baer, Michael	2019,20,21
Rebraca, Filip	2022,23
00	
Kimm, Josh	2003
1	
Leslie, Chauncey	2002,03
DeWitz, Nick	2004
Haluska, Adam	2005,06,07
Griffin, Rob	2006
Tucker, Anthony	2009,10
Basabe, Melsahn	2011,12,13,14
Rose, Charlie	2015
Jones, Dale	2016
Dailey, Maishe	2017,18,19
Toussaint, Joe	2020,21
Ulis, Ahron	2023
2	
Hogan, Ryan	2001,02
Horner, Jeff	2003,04,05,06
Palmer, David	2008-09
Stoermer, Jordan	2011
Oglesby, Josh	2012,13,14,15
Fleming, Andrew	2016
Nunge, Jack	2018,20,21
Toussaint, Joe	2022
3	
Bonk, Mike	
McAndrew, Jim	
Sumpter, Cliff	
Mundt, Frank	1958,59
Perkins, Lewis	1965,66,67
White, Dave	1967,68
Hodge, Jim	1969,70
Gould, Joe	1971
Wright, Gerry	1985,86,87
Reed, Dale	1990
Murray, Kenyon	1993,94,95,96
Bauer, Jason	1997,98,99
Westen, Kelly	1998
Pierce, Pierre	2002,04
Adams, Drew	2007
Payne, Cully	2010,11
Cox, Cody	2012
Jok, Peter	2014,15
Soukup, Michael	2016
Bohannon, Jordan	2017,18,19,20,21,22
4	
Freese, Jim	
Helgens, Jim	
Stenger, William	1953
Heitman, Mike	1958,59,60
Woods, Mike	1960
Pervall, Christopher	1965,66
Jensen, Richard	1968,69,70
Angelino, Glenn	1971,72,73
Mays, Archie	1975,76
Speraw, Kirk	1977
Banks, Andre	1983,84,85,86
Garner, Brian	1989
Settles, Jess	1994,95,96,99
Worley, Glen	2001,02,03,04
Angle, J.R.	2005, 07,08,09
Marble, Roy Devyn	2011,12,13,14
Moss, Isaiah	2017,18,19
Evelyn, Bakari	2020
Ulis, Ahron	2021,22
Dix, Josh	2023

5	
Bruns, Dennis	
Maher, Dave	
Slater, Ray	
Hankins, Andrew	1962,63,64
Gottschalk, Gary	1966,67
King, Waymond	1981,82,83,84
Casey, Bart	1985,86,87
Woolridge, Andre	1995,96,97
Okey, Sam	1999
Reiner, Jared	2001,02,03,04
Thompson, Alex	2005,06
Gatens, Matt	2009,10,11,12
Clemmons, Anthony	2013,14,15,16
Tyler Cook	2017,18
Fredrick, CJ	2020,21
Bowen, Dasante	2023
6	
Adams, John	
7	
Davis, McKinley	1952,53,54,55
8	
Rost, Murray	1951
10	
Adams, John	
Hawthorne, Lester	1954,55,56
Agnew, Richard	1966,67,68
Conway, George	1969,71
LaPrince, Candy	1973,74
Wulfsberg, Cal	1976,77
Speraw, Kirk	1978
Norton, Randy	1979,80
King, Waymond	1981,82,83,84
Armstrong, B.J.	1986,87,88,89
Smith, Kevin	1991,92,93
Gesell, Mike	2013,14,15,16
Williams, Christian	2017
Wieskamp, Joe	2019,20,21
Eldridge, Dante	2023
11	
Choules, Tom	
Nugent, Thomas	
Sebolt, Frank	1956,57
Harring, Richard	1959
Szykowny, Matt	1961,62
Pauling, Denny	1964,65,66
Norman, Ronald	1967,68
Lusk, Gary	1970,71,72
Moore, Larry	1973,75
Fullard, Ken	1984,85
Reaves, Michael	1985,86,87,88
Skinner, Troy	1989,90,91,92
Skillett, Kevin	1993,94,95
Price, Jason	1999,00
Boyd, Brody	2001,02,03,04
Freeman, Tony	2006,07,08
Cox, Cody	2011
Rickert, Christopher	2012,13
Williams, Christian	2016
Rose, Charlie	2017,18
Tony Perkins	2021,22,23
12	
Bollman, Dave	
Cahalan, Joe	
DeGunther, Dick	
Sebolt, Frank	1956,57
Williams, Joe	1957
Magnusson, Jim	1976
Lester, Ronnie	1977,78,79,80

13	
Allen, Frank	
Hitchcock, Neil	
Wetzel, Mark	
Kewney, Lester	1960
Messick, Gerald	1962,63
White, Dave	1967,68
Lusk, Paul	1970,71,72
Fort, Johnny	1984
Glasper, Mon 'ter	1993,94,95,96
Rucker, Guy	1997,98,99
Fermino, Joe	2000,01
Wieck, Justin	2005,06
Neari, Nick	2010
Sayre, T.J.	2011
Denning, Kyle	2012,13,14,15
Ash, Austin	2019,20,21,22
14	
Bergman, Joe	
Bonk, Mike	
Faes, Don	
Fritz, Harlan	
Jones, Clarence	
Kitchen, Clyde	
Reimers, Robert	
Snyder, Doug	
Bastian, Edward	1964,65,66
McGilmer, Benjamin	1966,69,70
Williams, Sam W.	1971
Hairston, John	1974,75,76,77
Boyle, Greg	1978,79,80,81
Banks, Andre	1983,84,85,86
Jones, Bill	1985,86,87,88
O'Conner, Jim	1992
Kingsbury, Chris	1994,95,96
Jaacks, Jacob	1999,00
Wessels, Brett	2007
McCarty, Steven	2012
Jok, Peter	2016,17
Kingsbury, Carter	2023
15	
Howell, Harold	
Waller, Bob	
Diehl, Robert	1951
Nelson, Don	1960,61,62
Rodgers, James	1963,64,65
Breedlove, Huston	1966,67,68
Nelson, Frank	1969
Fegebank, Neil	1972,73,74
Magnusson, Jim	1976
Carfino, Steve	1981,82,83,84
Davis, Rodell	1990,91,92
Gomes, Marcelo	1999,00
Brownlee, Jack	2004,05
Bohall, Dan	2008
Bawinkel, Devan	2009,10
McCabe, Zach	2011,12,13,14
Kriener, Ryan	2017,18,19,20
Murray, Keegan	2021,22
16	
Greene, Herald (Skip)	1950,51,52
Davis, McKinley	1952,53,54,55
Paul, Norman	
18	
Mau, Robert	1953
19	
Cochrane, Everett	1951,52
Hettrick, Gene	1953

20	
Kennedy, Ryan	
Miller,Robert	1953
John-Lewis, Americus	1957
Messick, Gerald	1962,63
Peth, Dick	1976,77,78,79
Darsee, Jon	1980,81,82
Moe, Jeff	1985,86,87,88
Barnes, Val	1991,92,93
Oliver, Dean	1998,99,00,01
Warren, Chris	2003
Rand, Ben	2004
Brommer, Andrew	2009,10,11,12
Uthoff, Jarrod	2014,15,16
Till, Riley	2018,19,20
Murray, Kris	2021
Sandfort, Payton	2022,23
21	
Wiese, Richard	
Cain, Carl	1954,55,56
22	
Brawner, Gene	
Seaberg, William	1954,55,56
McCaffery, Patrick	2021,22,23
23	
Armstrong, Maclay	
Harris, Tom	
Schulz, Bob	1945,48,49
Clifton, Robert	1950,51,52
Johnson, Roy	1954,55,57
Dull, Michael	1960
Roach, Dave	1962,63,64
Jones, Gerry	1965,67
Mays, Archie	1975,76
Hallstrom Jim	1978
Speraw, Kirk	1979
Arens, Mike	1980
Johnson, Dennis	1981
Stange, Kurt	1983,84
Marble, Roy	1986,87,88,89
Winters, James	1991,92,93,94
Davis, Ricky	1998
Henderson, Duez	1999,00,01,02
Thomas, Doug	2005,06
Davis, Jermain	2009
Ukah, Okey	2014,15,16
Jones, Dale	2017
Ogundele, Josh	2021,22,23
24	
Roeder, Richard	
Schantz, Mark	
Stark, Paul	
Martel, Augustine	1955,56,57
McConnell, Jim	1957,58
Phillips, Chris	1967,68,69
Jessen, Joel	1964,66
Brown Jr, Fred	1970,71
Grabinski, Ken	1970,71,72
Hakeman, Dennis	1974
Thompson, Leon	1974,75
Mayfield, William	1976,77,78,79
Hansen, Bob	1980,81,82,83
Morgan, Michael	1985,86,87,88
Moses, James	1989,90,91,92
Luehrsmann, Ryan	1997,98,99,00
Recker, Luke	2001,02
Johnson, Justin	2007,08
Fuller, Aaron	2009,10
Cartwright, Bryce	2011,12
Ingram, Patrick	2013



Ellingson, Brady	2015,16,17,18
Hobbs, Nicolas	2019,20
Murray, Kris	2022,23

25

Gebhard, Bob	
Liston, John	
Schroeder, Gregg	
Sumpter, Cliff	
Thompson, Herbert	1951,52,53
Gunther, Dave	1957,58,59
Hankins, Andrew	1962,63,64
Chapman, Tom, Jr.	1965,66,67
Vaughan, Reggie	1973
Berkenpas, Todd	1982,83,84,85
Horton, Ed	1986,87,88,89
Simmons, Vernon	1997,98
Reed, Carlton	2005,06
May, Eric	2010,11,12,13
Uhl	2015,16,17,18
Cook, Tyler	2019
Laketa, Luc	2022,23

26

Crookham, Carter	
Roeder, Dick	
Hegg, Peer	1957

27

Darling, Charles	1950,51,52
------------------	------------

28

Ridley, Gerald	1953,54,55
----------------	------------

29

Hettrick, Gene	1953
----------------	------

30

Chime, Phil	
Gordon, Robert	
Kitchen, Clyde	
Kelley, Jim	
Ursery, Kurt	
Arnold, Kenny	1954,55,56
Washington, Bob	1958,59
Purcell, Tom	1961
Frost, Dan	1975,76
Kelley, Scott	1977,78
Carter, John	1994,95
Galloway, Kyle	1998,00,01
Spurgeon, Kurt	2003,04
Peterson, Jeff	2008,09
White, Aaron	2012,13,14,15
Hutton, Brandon	2016
McCaffery, Connor	2019,20,21,22,23

31

Dorsey, Benjamin	
Logan, William	1954,55,56

32

Johnston, Larry	
Jarnagin, Charles	1952,53,54
Wordlaw, Clarence	1957,58,59
Pervall, Chris	1965,66
Brown, Fred	1970,71
Parker, Larry	1973,74,75,76
Brookins, Vincent	1978,79,80,81
Dennard, Jerry	1982,83
Snedeker, Dave	1984,85
Jewell, Mark	1987,88
Thompson, Ray	1989
McCausland, Kent	1996,97,98,99
Evans, Reggie	2001,02
Kelly, Jake	2008,09
Stubbs, Branden	2011,12

33

McBride, Dan	
Nelson, John	
Schoof, William	1954,55,56
Miller, Thomas	1969,70,71
Moore, Larry	1973,75
Frost, Terry	1975,76

34

Jensen, Merle	
Mittelberg, Kent	
Toland, Trevor	
Carpenter, Robert	1959
Mehlhaus, Doug	1962,63
Thompson, Scott	1974,75,76
Norman, Tom	1977,78,79
Anderson, Craig	1981,82,83,84
Lookingbill, Wade	1989,90,92,93
Koberg, Kerry	1998
Range, Joey	1999
Hansen, Erik	2004,05,06
Smith, Tyler	2007
Licklitter, John	2009,10
Stokes, Darius	2011,12
Woodbury, Adam	2013,14,15,16

35

Border, Lee	
Rathert, Keith	
Buckles, Kenneth	1952,53
George, Robert	1954,55,56
Sullinger, Harold	1972
Boyle, Bryan	1983,84
Gamble, Kevin	1986,87
Rabenold, Scott	1998
Henderson, Mike	2004,05,06,07
Archie, Devon	2010,11,12
Stokes, Darius	2013,14
Pemsl, Cordell	2017,18,20

36

Ridley, Gerald	1953,54,55
McConnell, Jim	1957,58

37

Berry, Henry	
Davidson, Arny	
Meeker, Ray	
Pitts, Gene	

38

Duncan, Douglas	1954,55
Harring, Richard	1959

39

Williams, Joe	1957
---------------	------

40

McCauley, Bob	
Ritter, Richard	
Seaberg, William	1954,55,56
Perkins, Lewis	1965,66,67
Hazley, Omar	1969,70,71
Drake, Terry	1975,77,78
Magnusson, Jim	1976
Boyle, Kevin	1979,80,81,82
Hill, Kent	1985,86,87,88
Street, Chris	1991,92,93

41

Reichow, Jerry	
Seaberg, William	1954,55,56
Stokes, Greg	1982,83,84,85

42

Cuthpert, Curtis	
Ward, Ivory	
Hairston, John	1947,75,76,77
Payne, Thomas	1956
Novak, Joel	1961,62
Riddle, Fred	1963,65
McGrath, Rolly	1966,67,68
Rowat, Lynn	1971,72
Thomas, Leon	1974,75
Phelps, Van	1977
Henry, Mike	1978,79,80
Payne, Michael	1982,83,84,85
Webb, Jay	1990,91,92,93
Bowen, Ryan	1995,96,97,98
Ramos, Antonio	1999
Dollmeyer, Greg	2003
Meyer, Kyle	2013,14

43

Rosborough, Jim	
Swift, Larry	
Lorenz, Gary	1961,62
Calabria, Chad	1968,69,70
Williams, Rick	1972,73
Washington, Nate	1974
Phelps, Van	1977
Tubbs, Brig	1989,90,91,92
Smith, Jason	1999,00,01

44

Leffingwell, Hugh	
Worley, Glen	
Nau, Earl	1958
Heitman, Michael	1958,59,60
Reddington, Joe	1961,62,63
Banaszek, Kenneth	1964,65
McGilmer, Benjamin	1966,69,70
Vidnovic, Glenn	1968,69,70
Kunnert, Kevin	1971,72,73
Hargrave, Clay	1976,77,78
Gannon, Mark	1980,81,82,83
Lorenzen, Al	1985,86,87,88
Bartels, Jim	1991,93,94,95
Koch, J.R.	1996,97,98,99
Brunner, Greg	2003,04,05,06
Tate, Cyrus	2007,08,09
Cougill, Brennan	2010
Mulvey, Riley	2022,23

45

Rogers, Vic	
Gentry, Nolden	1958,59,60
Shaw, Richard	1961,62,63
Peeples, George	1964,65,66
Johnson, John	1969,70
Ingram, Michael	1989,90
Moore, Darryl	1997,98
Williams, John Carl	1999,00

46

Scheuerman, Milton	1954,55,56
--------------------	------------

50

McCausland, Mac	
Schebler, Pete	
Skea, William	1963,64
Gatens, Mike	1974,75,76
Olsthorn, Larry	1977,78
Heller, Mike	1980
Bullard, Matt	1989,90
Robinson, Alvin	1996,97
Cole, Jarryd	2008,09,10,11

51

Petratis, Stan	
Denoma, Mike	1963,64,65
Breedlove, Huston	1966,67,68
Venik, Harry	1967
Miranda, Joe	1969
Mims, Fred	1972
Jepsen, Les	1987,88,89,90
Rebholz, Mike	1999
Gomes, Marcelo	1999,00
Baer, Nicholas	2016,17,18

52

Carver, Mike	
Crum, Fred	
Hegg, Peer	1957
Runge, Dennis	1960,61
Riddle, Fred	1963,65
Olson, Gary	1964,65,66
Schulze, Tom	1969,70
Angersola, Ken	1973
Thomas, Leon	1974,75
Haberecht, Fred	1975,76
Hallstom, Jim	1978
Waite, Steve	1978,79,80,81
Millard, Russ	1993,94,95,96
Scott, Cortney	2001
Looby, Kurt	2007,08

53

Nielsen, Steve	
Worley, Glen	
Lyon, Terry	1963
Williams, Sam H.	1967,68
Zagar, Ronald	1960
Collins, James	1972,73,74
Haberer, Brian	1998
Sonderleiter, Sean	2001,02,03
Gorney, Seth	2005,06,07,08

54

King, Bruce	1975,76,77
Krafcisin, Steve	1979,80,81
Lohaus, Brad	1983,84,86,87
Rucker, Guy	1997,98,99

55

Rathert, Keith	
Earl, Acie	1990,91,92,93
Helmers, Greg	1995,96,97,98
Garza, Luka	2018,19,20,21

57

Gunther, Dave	1957,58,59
---------------	------------

***Note:** Player jersey numbers were compiled recently and may not include some numbers from the early years of Iowa basketball.*



Oct. 20	Ottawa at Illinois	8 p.m.	B1G+	Nov. 14	St. Francis (Pa.) at Penn State	6 p.m.	BTN
Oct. 21	Rutgers at St. John's	1 p.m.	TBA		Marquette at Illinois	7 p.m.	FS1
Oct. 22	Ohio State at Dayton	5 p.m.	TBA		Wisconsin at Providence	5 p.m.	FS1
Oct. 25	Hillsdale College at Michigan State	6 p.m.	TBA		Iowa at Creighton	9 p.m.	FS1
Oct. 27	Penn State at Robert Morris	6 p.m.	TBA		Western Michigan at Northwestern	7 p.m.	B1G+
Oct. 28	Purdue at Arkansas	3 p.m.	SEC+		Michigan State vs. Duke	6 p.m.	ESPN
Oct. 29	Tennessee at Michigan State	2:30 p.m.	BTN	Nov. 15	Merrimack College at Ohio State	6 p.m.	BTN
	Kansas at Illinois	5 p.m.	BTN		Georgetown at Rutgers	7:30 p.m.	FS1
	Indianapolis at Indiana	12 p.m.	B1G+		Stony Brook at Nebraska	6 p.m.	B1G+
	Doane College at Nebraska	4 p.m.	B1G+	Nov. 16	Wright State at Indiana	6 p.m.	BTN
Oct. 30	Quincy at Iowa	7 p.m.	B1G+		Missouri at Minnesota	8 p.m.	BTN
Nov. 1	UW Stevens Point at Wisconsin	7 p.m.	TBA	Nov. 17	Butler at Michigan State	5:30 p.m.	FS1
	Grace College at Purdue	6 p.m.	B1G+		Morehead State at Penn State	6 p.m.	Peacock
	McKendree at Northwestern	7 p.m.	B1G+		Valparaiso at Illinois	7 p.m.	B1G+
Nov. 2	Macalester College at Minnesota	7 p.m.	B1G+		Maryland at Villanova	7:30 p.m.	FS1
Nov. 3	Marian at Indiana	5:30 p.m.	B1G+		Robert Morris at Wisconsin	TBA	B1G+
	Northwood at Michigan	6 p.m.	B1G+		Arkansas State at Iowa	7 p.m.	B1G+
Nov. 6	Samford at Purdue	5:30 p.m.	BTN		Long Beach State at Michigan	6 p.m.	B1G+
	Rutgers vs. Princeton	6 p.m.	Peacock	Nov. 18	USC Upstate at Minnesota	1 p.m.	Peacock
	James Madison at Michigan State	7:30 p.m.	BTN		Nebraska vs. Oregon State	3 p.m.	Peacock
	Eastern Illinois at Illinois	7 p.m.	B1G+		Northwestern vs. Rhode Island	1:30 p.m.	ESPN+
	Binghamton at Northwestern	7 p.m.	B1G+		Howard at Rutgers	5 p.m.	B1G+
	Delaware State at Penn State	6 p.m.	B1G+	Nov. 19	Indiana vs. UCONN	Noon	ESPN
	Oakland at Ohio State	6 p.m.	B1G+		Western Michigan at Ohio State	3 p.m.	BTN
	Arkansas State at Wisconsin	TBA	B1G+		Alcorn State at Michigan State	5 p.m.	BTN
	Bethune Cookman at Minnesota	7 p.m.	B1G+		Southern at Illinois	7 p.m.	BTN
	Lindenwood at Nebraska	6 p.m.	B1G+		Northwestern vs. Miss. St./Wash. St.	Noon/2 p.m.	ESPN2/ESPNU
Nov. 7	Florida Gulf Coast at Indiana	5:30 p.m.	BTN	Nov. 20	Purdue vs. Gonzaga	4 p.m.	ESPN2
	UNC Asheville at Michigan	7:30 p.m.	BTN		Wisconsin vs. Virginia	5 p.m.	FS1
	Mount St. Mary's at Maryland	6 p.m.	B1G+		Indiana vs. Louisville/Texas	TBA	ESPNU
	North Dakota at Iowa	7 p.m.	B1G+	Nov. 21	Purdue vs. Syracuse/Tennessee	1:30 p.m./7 p.m.	TBA
Nov. 9	Southern Indiana at Michigan State	6 p.m.	BTN		UMBC at Maryland	6 p.m.	BTN
	Florida A&M at Nebraska	6 p.m.	B1G+		Arkansas Pine-Bluff at Minnesota	8 p.m.	BTN
Nov. 10	Maryland vs. Davidson	6 p.m.	ESPNU	Nov. 22	Michigan vs. Memphis	4 p.m.	ESPN2
	Texas A&M at Ohio State	6 p.m.	Peacock		Duquesne at Nebraska	8 p.m.	BTN
	UTSA at Minnesota	6:30 p.m.	Peacock		Purdue vs. TBA	TBA	TBA
	Alabama State at Iowa	7 p.m.	Peacock		Wisconsin vs. SMU/West Virginia	TBA	FS1
	Dayton at Northwestern	7:30 p.m.	BTN	Nov. 23	Penn State vs. Texas A&M	11 a.m.	ESPN
	Tennessee at Wisconsin	8 p.m.	Peacock		Michigan vs. Arkansas/Stanford	TBA	TBA
	Lehigh at Penn State	6:30 p.m.	B1G+		Oklahoma vs. Iowa	2 p.m.	FS1
	Oakland at Illinois	7 p.m.	B1G+		Michigan State vs. Arizona	3:30 p.m.	FOX
	Morehead State at Purdue	7 p.m.	B1G+	Nov. 24	Western Illinois at Illinois	8 p.m.	BTN
	Boston at Rutgers	6 p.m.	B1G+		Ohio State vs. Alabama	6 p.m.	CBS
Nov. 12	Army at Indiana	6 p.m.	BTN		Michigan vs. TBA	TBA	TBA
	Maryland vs. UAB/Clemson	11:30 a.m./2 p.m.	ESPN2		Iowa vs. Seton Hall/USC	5 p.m.	FOX
	Bryant at Rutgers	11 a.m.	B1G+		Penn State vs. Butler/Florida Atlantic	10 a.m./12:30 p.m.	ESPN2/U
Nov. 13	Rider at Nebraska	7 p.m.	BTN	Nov. 25	South Alabama at Maryland	6 p.m.	BTN
	Xavier at Purdue	7:30 p.m.	FS1		Ohio State vs. Oregon/Santa Clara	3 p.m./6 p.m.	TBA
	Michigan at St. John's	5:30 p.m.	FS1	Nov. 26	Indiana vs. Harvard	3:30 p.m.	BTN
					Penn State vs. TBA	TBA	TBA
					Minnesota vs. San Francisco	7:30 p.m.	TBA
					Cal State Fullerton at Nebraska	Noon	B1G+

2023-24 COMPOSITE BIG TEN SCHEDULE

IOWA BASKETBALL



2023-24 MEDIA GUIDE

Nov. 27	Western Illinois at Wisconsin	6 p.m.	BTN	Dec. 17	Colgate at Illinois	Noon	BTN
	Northern Illinois at Northwestern	7 p.m.	B1G+		Nebraska at Kansas State	2 p.m.	ESPN+
	St. Peter's at Rutgers	6 p.m.	B1G+				
Nov. 28	Georgia Southern at Michigan State	5:30 p.m.	BTN	Dec. 18	Oakland at Michigan State	6 p.m.	BTN
	Texas Southern at Purdue	7:30 p.m.	BTN	Dec. 19	Morehead State at Indiana	5:30 p.m.	BTN
	Rider at Maryland	6 p.m.	B1G+		Nicholls State at Maryland	7:30 p.m.	BTN
			Michigan vs. Florida		6 p.m.	ESPN	
Nov. 29	Central Michigan at Ohio State	6 p.m.	BTN	Dec. 20	UMBC at Iowa	7 p.m.	BTN
	North Florida at Iowa	8 p.m.	BTN		Northwestern at Arizona State	7:30 p.m.	ESPN2
Nov. 30	New Orleans at Minnesota	6 p.m.	BTN		North Dakota at Nebraska	5:30 p.m.	B1G
Dec. 1	Maryland at Indiana	6 p.m.	BTN	Dec. 21	Jacksonville at Purdue	5:30 p.m.	BTN
	Purdue at Northwestern	8 p.m.	BTN		LeMoyne at Penn State	6 p.m.	Peacock
Dec. 2	Bucknell at Penn State	11 a.m.	BTN		North Alabama at Indiana	7:30 p.m.	BTN
	Marquette at Wisconsin	11:30 a.m.	FOX	New Orleans at Ohio State	5 p.m.	B1G+	
	Illinois at Rutgers	3 p.m.	BTN	Ball State at Minnesota	7 p.m.	B1G+	
	Michigan at Oregon	2:30 p.m.	FS1	Stony Brook at Michigan State	TBA	TBA	
Dec. 3	Creighton at Nebraska	3 p.m.	FS1	Dec. 22	Chicago State at Wisconsin	7 p.m.	BTN
	Minnesota at Ohio State	5:30 p.m.	BTN		Illinois vs. Missouri	8 p.m.	FS1
					Maryland at UCLA	8 p.m.	ESPN2
Dec. 4	Iowa at Purdue	6 p.m.	BTN	Dec. 23	Rutgers vs. Mississippi State	11 a.m.	BTN
Dec. 5	Wisconsin at Michigan State	6 p.m.	Peacock	Dec. 28	Coppin State at Maryland	6 p.m.	BTN
	Indiana at Michigan	8 p.m.	Peacock				
	Illinois vs. Florida Atlantic	5:30 p.m.	ESPN	Dec. 29	Eastern Kentucky at Purdue	4/6 p.m.	BTN
Dec. 6	Penn State at Maryland	6 p.m.	BTN		McNeese State at Michigan	4/6 p.m.	BTN
	Nebraska at Minnesota	8 p.m.	BTN		Maine at Minnesota	6 p.m.	Peacock
	Miami (Ohio) at Ohio State	6 p.m.	B1G+	Jackson State at Northwestern	7 p.m.	Peacock	
	Rutgers at Wake Forest	6 p.m.	ACCN	Kennesaw State at Indiana	TBA	B1G+	
				Rider at Penn State	1 p.m.	B1G+	
Dec. 7	Iowa at Iowa State	7 p.m.	ESPNU	Northern Illinois at Iowa	TBA	B1G+	
				South Carolina State at Nebraska	5:30 p.m.	B1G+	
Dec. 9	Illinois at Tennessee	11 a.m.	CBS	Dec. 30	Stonehill at Rutgers	11 a.m.	BTN
	Purdue vs. Alabama	12:30 p.m.	FOX		Indiana State at Michigan State	1 p.m.	FS1
	Florida Gulf Coast at Minnesota	3 p.m.	BTN		Ohio State vs. West Virginia	6 p.m.	FOX
	Ohio State at Penn State	5 p.m.	BTN	Jan. 2	Iowa at Wisconsin	6 p.m.	BTN
	Wisconsin at Arizona	2:15 p.m.	ESPN		Purdue at Maryland	6 p.m.	Peacock
	Indiana vs. Auburn	Noon	ESPN2		Northwestern at Illinois	8 p.m.	BTN
	Rutgers at Seton Hall	7:30 p.m.	FS1				
Dec. 10	Michigan at Iowa	3:30 p.m.	BTN	Jan. 3	Rutgers at Ohio State	6 p.m.	BTN
	Michigan State at Nebraska	5:30 p.m.	BTN		Indiana State at Nebraska	8 p.m.	BTN
	Detroit at Northwestern	1 p.m.	B1G+				
Dec. 12	Alcorn State at Maryland	6 p.m.	BTN	Jan. 4	Penn State at Michigan State	6 p.m.	Peacock
	IUPUI at Minnesota	7 p.m.	B1G+		Minnesota at Michigan	8 p.m.	Peacock
Dec. 13	Chicago State at Northwestern	7 p.m.	BTN	Jan. 5	Illinois at Purdue	7:30 p.m.	FS1
Dec. 14	Jacksonville State at Wisconsin	7 p.m.	BTN	Jan. 6	Rutgers at Iowa	11 a.m.	BTN
Dec. 16				Nebraska at Wisconsin	1:15 p.m.	BTN	
				Ohio State at Indiana	7 p.m.	FOX	
	Penn State at Georgia Tech	11 a.m.	BTN	Jan. 7	Michigan vs. Penn State	11 a.m.	BTN
	Kansas at Indiana	11:30 a.m.	CBS		Michigan State at Northwestern	TBA	BTN
	Eastern Michigan at Michigan	1:15 p.m.	BTN		Maryland at Minnesota	TBA	BTN
	Ohio State vs. UCLA	2 p.m.	CBS	Jan. 9	Indiana at Rutgers	6 p.m.	Peacock
	Purdue vs. Arizona	3:30 p.m.	Peacock		Purdue at Nebraska	8 p.m.	Peacock
	Florida A&M at Iowa	3:30 p.m.	BTN				
	Baylor vs. Michigan State	7 p.m.	FOX				
	Northwestern at DePaul	4:30 p.m.	FS1				
Long Island at Rutgers	Noon	B1G+					



Jan. 10	Northwestern at Penn State Wisconsin at Ohio State	5:30 p.m. 7:30 p.m.	BTN BTN	Feb. 3	Penn State at Indiana Northwestern at Minnesota Rutgers at Michigan Maryland at Michigan State	11 a.m. 1 p.m. 3 p.m. 4:30/7 p.m.	FS1 BTN BTN FOX
Jan. 11	Michigan at Maryland Michigan State at Illinois	6 p.m. 8 p.m.	FS1 FS1	Feb. 4	Purdue at Wisconsin Nebraska at Illinois	Noon 5:30 p.m.	FBS BTN
Jan. 12	Minnesota at Indiana Nebraska at Iowa	5:30 p.m. 8 p.m.	BTN BTN	Feb. 6	Rutgers at Maryland Indiana at Ohio State Michigan State at Minnesota	5:30 p.m. 6 p.m. 8 p.m.	BTN Peacock Peacock
Jan. 13	Northwestern at Wisconsin Penn State at Purdue	11 a.m. 1:15 p.m.	BTN BTN	Feb. 7	Wisconsin at Michigan Nebraska at Northwestern	6 p.m. 8 p.m.	BTN BTN
Jan. 14	Rutgers at Michigan State Maryland at Illinois	11 a.m./4 p.m. 1/5 p.m.	BTN BTN	Feb. 8	Iowa at Penn State	6 p.m.	BTN
Jan. 15	Ohio State at Michigan Iowa at Minnesota	11 a.m. 5 p.m.	FOX BTN	Feb. 10	Wisconsin at Rutgers Illinois at Michigan State Maryland at Ohio State Michigan at Nebraska Indiana at Purdue	11 a.m. 1 p.m. 3 p.m. 5:30 p.m. 7 p.m.	BTN CBS FS1 BTN FOX
Jan. 16	Purdue at Indiana Wisconsin at Penn State	6 p.m. 8 p.m.	Peacock BTN	Feb. 11	Penn State at Northwestern Minnesota at Iowa	Noon 2 p.m.	BTN BTN
Jan. 17	Nebraska at Rutgers Maryland at Northwestern	6 p.m. 8 p.m.	BTN BTN	Feb. 13	Michigan at Illinois Ohio State at Wisconsin	6 p.m. 8 p.m.	Peacock Peacock
Jan. 18	Minnesota at Michigan State Illinois at Michigan	5:30 p.m. 7:30 p.m.	FS1 FS1	Feb. 14	Michigan State at Penn State Iowa at Maryland	5:30 p.m. 7:30 p.m.	BTN BTN
Jan. 19	Indiana at Wisconsin	7:30 p.m.	FS1	Feb. 15	Northwestern at Rutgers Minnesota at Purdue	5:30 p.m. 7:30 p.m.	BTN BTN
Jan. 20	Penn State at Ohio State Purdue at Iowa Northwestern at Nebraska	11 a.m. 1 p.m. 1:15 p.m.	BTN FS1 BTN	Feb. 17	Penn State at Nebraska Wisconsin at Iowa Illinois at Maryland Michigan State at Michigan	11 a.m. 1:15 p.m. 4:30 p.m. 7 p.m.	BTN BTN FOX FOX
Jan. 21	Rutgers at Illinois	Noon	BTN	Feb. 18	Purdue at Ohio State Northwestern at Indiana Rutgers at Minnesota	Noon 2 p.m. 5:30 p.m.	CBS FS1 BTN
Jan. 23	Ohio State at Nebraska Michigan at Purdue	6 p.m. 8 p.m.	Peacock Peacock	Feb. 20	Iowa at Michigan State Maryland at Wisconsin	6 p.m. 8 p.m.	Peacock Peacock
Jan. 24	Maryland at Iowa Illinois at Northwestern	6 p.m. 8 p.m.	BTN BTN	Feb. 21	Illinois at Penn State Nebraska at Indiana	5:30 p.m. 7:30 p.m.	BTN BTN
Jan. 26	Michigan State at Wisconsin	7 p.m.	FS1	Feb. 22	Rutgers at Purdue Ohio State at Minnesota Michigan at Northwestern	6 p.m. 7 p.m. 8 p.m.	FS1 BTN FS1
Jan. 27	Nebraska at Maryland Indiana at Illinois Iowa at Michigan Minnesota at Penn State Ohio State at Northwestern	11 a.m. 2 p.m. 4 p.m. 5:30 p.m. 7:30 p.m.	BTN FOX FS1 BTN BTN	Feb. 24	Indiana at Penn State Iowa at Illinois	11 a.m. 1:15 p.m.	BTN BTN
Jan. 28	Purdue at Rutgers	Noon	FOX	Feb. 25	Maryland at Rutgers Purdue at Michigan Ohio State at Michigan State	11 a.m. 1 p.m. 3 p.m.	BTN CBS CBS
Jan. 30	Illinois at Ohio State Iowa at Indiana Michigan at Michigan State	6 p.m. 6 p.m. 8 p.m.	Peacock BTN Peacock	Feb. 27	Wisconsin at Indiana Penn State at Iowa	6 p.m. 8 p.m.	Peacock BTN
Jan. 31	Northwestern at Purdue Penn State at Rutgers	5:30 p.m. 7:30 p.m.	BTN BTN				
Feb. 1	Wisconsin at Nebraska	7:30 p.m.	BTN				
Feb. 2	Ohio State at Iowa	6 p.m.	FS1				

2023-24 COMPOSITE BIG TEN SCHEDULE

IOWA BASKETBALL

2023-24 MEDIA GUIDE



Feb. 28	Northwestern at Maryland	6 p.m.	BTN
	Minnesota at Illinois	8 p.m.	BTN
Feb. 29	Nebraska at Ohio State	5:30 p.m.	FS1
	Michigan at Rutgers	7:30 p.m.	FS1
March 2	Illinois at Wisconsin	Noon	BTN
	Iowa at Northwestern	4:30 p.m.	BTN
	Michigan State at Purdue	7 p.m.	FOX
March 3	Indiana at Maryland	1 p.m.	CBS
	Michigan at Ohio State	3 p.m.	CBS
	Rutgers at Nebraska	5:30 p.m.	BTN
March 5	Purdue at Illinois	6 p.m.	Peacock
March 6	Northwestern at Michigan State	6 p.m.	BTN
	Indiana at Minnesota	8 p.m.	BTN
March 7	Rutgers at Wisconsin	6 p.m.	FS1
March 9	Minnesota at Northwestern	8 p.m.	BTN
March 10	Nebraska at Michigan	11 a.m.	BTN
	Wisconsin at Purdue	11:30 a.m.	FOX
	Ohio State at Rutgers	1 p.m.	BTN
	Michigan State at Indiana	3:30 p.m.	CBS
	Illinois at Iowa	6 p.m.	FS1
	Maryland at Penn State	6:30 p.m.	BTN





The Hawkeye Visions Endowment Program: Hawkeye Visions is an on-going campaign, which seeks to build an endowment capable of covering the cost, via earnings, of UI student-athlete scholarships. The program currently includes over 200 scholarships ranging from fully endowed scholarships, partially endowed, in development or scholarships pledged via an estate gift. The following Visionary and Leadership level endowed scholarships will be awarded for the 2023-24 academic year.

Visionary Level Scholarships

Beth and Bob Allsop Point Guard Scholarship
John and Ruth Beckman Scholarships
Paul W. Brechler and Wanda E. Krabbenhoft Brechler Scholarship
Ray Carlson Lineman Scholarship
Mark C. Falb Quarterback Scholarship
Bill and John Fenton Football Scholarship
George C. and Nora Foerstner Memorial and Alex A. and JoAnn F. Meyer Football Scholarships
Russ and Ann Gerdin Family Football Scholarships
Russ and Ann Gerdin Family Men's Basketball Scholarships
Russ and Ann Gerdin Family Women's Basketball Scholarship
Russ and Ann Gerdin Family Wrestling Scholarship
Russ and Ann Gerdin Family Athletic Scholarship
Leonard A. and Marlene S. Hadley Center Football Scholarship
Mike "Hammer" Hammond Football Scholarship Fund
Robert G. and Annalee Jacoby Hockridge Wrestling Scholarship
Jim and Rhonda Juhlin Men's Basketball Scholarship
Nile Kinnick Leadership Scholarship
Mary Lee Hawkeye Spirit Scholarships
Gus and Theo Mastrogany Football End Scholarship
Robert W. and Jean C. Ottilie Athletic Scholarships
Pearson Family Academic All-America Football Scholarship
Ned and Reba Postels Family Men's Basketball Scholarship
James Rohweder Baseball Second Baseman Scholarship
James Rohweder Softball Second Baseman Scholarship
Christian G. 'Dutch' Schmidt Baseball Scholarships
Keith and Justine Schulte "6th-Man" Men's Basketball Scholarship
John and Peg Slusher Softball Catcher Scholarship
Roland and Esther Smith Men's Athletic Scholarships
Roland and Esther Smith Women's Athletic Scholarships
Arthur E. Stanley Football Scholarships
Chris Street Memorial Men's Basketball Scholarship
Dale L. Tieden Football Scholarships
Henry B. and Patricia B. Tippie Athletic Scholarships
Dr. Virginia M. Weimar Women's Basketball Scholarship
Jim and Susan Woods Offensive Lineman Scholarship

Leadership Level Scholarships

Dr. C.F. "Larry" and Lois Barrett Football Scholarship
Micheal and Patricia Beal Women's Basketball Scholarship
P. Sue Beckwith, M.D., Women's Basketball Scholarship
P. Sue Beckwith, M.D., Rowing Scholarship
Warren and Harriet Berman Family Football Scholarship
Warren and Harriet Berman Family Men's Basketball Scholarship
Mike Boddicker Baseball Scholarship
Lester Bookey Memorial Scholarship
Patty and Tom Buroker Football Scholarship
Thomas L. Cardella Football Scholarship
B. W. "Wayne" Carpenter Family Football Scholarship
Carver Scholarship/Slater Award
Gene and Jennie Clay Football Scholarship
John and Mary Ann Colloton Men's Basketball Scholarship
John and Mary Ann Colloton Football Scholarship
John and Mary Ann Colloton Women's Basketball Scholarship
John and Mary Ann Colloton Wrestling Scholarship
Catherine Nacke Cooper Men's Basketball Scholarship
Fred and Priscilla Crawford Track and Field Scholarship
Brad and Peggy Davis Golf Scholarship
Tom and Shari Davis Men's Basketball Manager Scholarship
Doran Family Gymnastics Scholarship
C. W. "Bump" Elliott Football Scholarship
Dr. Brent and Ellen Feller Men's Basketball Scholarship
John Ferentz Memorial Football Scholarship
Fitzgerald Family Women's Basketball Scholarship
Hayden Fry Captain's Scholarship
Eugene and Pat Gauron Women's Tennis Scholarship
Al Grady Memorial Football Scholarship
Hanlen Family Athletic Scholarship
Carol Hauptert Football Scholarship
Donald W. and Marilyn Heineking Baseball Scholarship
Donald W. and Marilyn Heineking Football Scholarship
Donald W. and Marilyn Heineking Men's Cross Country/Track Scholarship
Donald W. and Marilyn Heineking Men's Basketball Manager's Scholarship
Donald W. and Marilyn Heineking Softball Scholarship
Donald W. and Marilyn Heineking Volleyball Scholarship
Donald W. and Marilyn Heineking Women's Basketball Scholarship
Donald W. and Marilyn Heineking Wrestling Scholarship
Theo and Glenda Hitchens Football Scholarship
Theo and Glenda Hitchens Men's Basketball Scholarship
James Hoak Men's Golf Scholarship



Leadership Level Scholarships - Continued

Tim and Kathee Howard Football Scholarship
 Iowa Style Wrestling Scholarship
 Richard O. Jacobson Football Scholarship
 Johnson County I-Club Football Scholarship
 Johnson County I-Club Wrestling Scholarship
 Bud and Georgia Johnson Women's Basketball Scholarship
 Bud and Georgia Johnson Volleyball Scholarship
 Nile Kinnick Memorial Scholarships
 Nile Kinnick Scholarship for Women
 Ron Kirchhoff Men's Basketball Scholarship
 Don and Joyce Klimes Football Scholarship
 W. A. Krause Football Scholarship
 Gary Kurdelmeier Wrestling Scholarship
 Robert and Dorothy Lee Scholarship
 Michael and Chelle Lehman Volleyball Scholarship
 Jack and Ailene Liechty Men's Golf Scholarship
 Jack and Ailene Liechty Football Scholarship
 Jack and Ailene Liechty Men's Basketball Scholarship
 Jack and Ailene Liechty Women's Basketball Scholarship
 Linn County I-Club Football Scholarship
 Lohaus Men's Basketball Scholarship
 Paul Mason Memorial Scholarship
 Dick and Kathleen McKeen Football Scholarship
 Dick and Kathleen McKeen Women's Basketball Scholarship
 Dick and Kathleen McKeen Wrestling Scholarship
 Bob and Jo Lynne Meskimen Family Football Scholarship
 Monday Morning Quarterback Club Football Scholarship
 Terry and Susan Mulligan Football Scholarship
 Bucky O'Connor Men's Basketball Scholarship
 Bucky O'Connor Men's Golf Scholarship
 Dennis and Donna Oldorf Athletic Scholarship

Robert and Ruth Bywater Olson Football Scholarship
 Bob and Dorothy Otto Football Scholarship
 Dave Paulson Baseball Scholarship
 Whitey and Grace Piro Football Scholarship
 William and Kay Pitlik Wrestling Scholarship
 William and Kay Pitlik Football Scholarships
 William and Kay Pitlik Softball Scholarship
 William and Kay Pitlik Women's Basketball Scholarship
 William and Kay Pitlik Field Hockey Scholarship
 Polk County I-Club Football Scholarship
 Polk County I-Club Softball Scholarship
 Rigler Family Football Scholarship
 Dave and Rita Roberts Women's Basketball Scholarship
 Bob Root Memorial Football Scholarship
 Stella Wolff Sanford Women's Scholarship
 Douglas D. Schnoebelen Women's Basketball Scholarship
 John and Dorothy Sill Wrestling Scholarship
 Val, Marilyn and Gary Skarda Family Baseball Scholarship
 Betty and Bob Stein Family Swimming Scholarship
 Professor Ralph I. and Barbara G. Stephens Women's Basketball Scholarship
 Marshall Stewart Athletic Scholarship
 Dennis and Janice Oliver Strang Football Scholarship
 John Streif Men's Basketball Scholarship
 Ben Trickey Memorial Scholarship
 Raymond K. and Susan K. Vawter Football Scholarship
 W. David Ward Football Scholarship
 Harry and Joan Williamson Rowing Scholarship
 George Wine Sports Information Scholarship
 Earl and Edna Yoder Football Scholarship

The Hawkeye Visions Endowment Program: Investing in a Winning Future

To make a gift or for more information about the Hawkeye Visions Endowment Program, please contact Associate Director of Development Derek Harrigan at (319-335-3305), derek.harrigan@foriowa.org, or (800) 648-6973.

Please visit jointheclub.com for more information. The UI Center for Advancement is the preferred channel of support for private contributions to all areas of the University of Iowa.

Current Athletic Endowed Scholarship Gift Minimums

Visionary Scholarships require a gift of at least \$1,000,000

Naming example: The Jane Doe Women's Basketball Point Guard Scholarship

Leadership Scholarships require a gift of at least \$500,000

Naming example: The Doe Family Baseball Scholarship

Sustaining Scholarships require a gift of at least \$100,000

Naming example: The John and Jane Doe Athletic Scholarship



In Memory - Steve Batterson

Steve Batterson, a 38-year veteran on the Quad-City Times staff, passed away June 27, 2023.

Batterson, 61, was a native of Washington, Iowa, and a graduate of the University of Iowa. He served as the Daily Iowan sports editor while at Iowa, and still served on the publication's advisory board. He joined the Quad-City Times staff in March 1985. During his tenure, Batterson was

widely respected for his coverage of professional, collegiate, and high school athletics.

The Times' sports section won dozens of state and national awards during his 38 years on the staff and Batterson was named Iowa's sports writer of the year by the National Sports Media Association in 2001, 2002 and 2013. He voted in the AP College Football Poll and for the Heisman Trophy Candidate for many years.

Batterson is survived by his mother, Frances, brother, Jeff, and his beloved niece Samantha.

Iowa's Carver-Hawkeye Arena is located on the west campus in the University's athletic complex, approximately one-quarter mile northwest of Kinnick Stadium. It is a few minutes' drive from Interstate 80 and 380 and about 30 minutes from the Eastern Iowa Airport in Cedar Rapids.

The press section at the arena is located on the west side of the floor.

A hospitality room for the media is located through the main exit ramp off the playing floor. Soft drinks and popcorn are available to the media, along with concession food vouchers.

Postgame news conferences with the head coaches are held in the Press Room. Iowa player interviews are conducted in the Press Room following the coach's interviews.

COACH MCCAFFERY CONFERENCES/INTERVIEW REQUESTS

Coach Fran McCaffery holds media conferences in Carver-Hawkeye Arena and Zoom calls throughout the season. Requested Iowa players are available on days Coach McCaffery meets with the media. A schedule of dates and times is provided to media prior to the season. All Iowa practice sessions are closed to the public and media.

All interview requests for members of the Iowa coaching staff and Hawkeye student-athletes should be directed through athletic communications (319) 335-9411. Please refrain from contacting members of the basketball program directly.

CREDENTIALS

Requests for game credentials should be directed in email to James Allan (james-allan@uiowa.edu). Requests should be filed early enough to allow time for processing. Credentials that are not mailed can be claimed at the Will Call window at the Carver-Hawkeye Arena ticket office, located at the north entrance to the arena. Photo identification is required.

PARKING

Requests for parking should be made when requesting credentials. Media parking is located in lots 40 and 33 near the East side of Carver-Hawkeye Arena.

SERVICES

A gameday flipcard and halftime box scores will be at each seat in press row. Live stats are available for each game at statbroadcast.com. Approximately 10-15 minutes after the game, the complete statistics packet will be distributed to each member of the working media in attendance. Stats and play-by-play in PDF format will be emailed approximately 30 minutes

following each game. Box scores are also posted on the Iowa website, hawkeyesports.com.

HIGH SPEED INTERNET ACCESS

High speed internet access is available in Carver-Hawkeye Arena, as the majority of the media seats are hard-wired for access. Wireless internet is also available. Check with a member of the communications staff for a username and password card that is good for the entire 2023-24 season.

IOWA ON THE INTERNET

Updated information on the Iowa basketball team and athletics department is available on its website: hawkeyesports.com.

Iowa strategic communications staff members may be addressed electronically at the following email

address:

matthew-weitzel@uiowa.edu | james-allan@uiowa.edu | traci-a-wagner@uiowa.edu | leandra-jew@uiowa.edu | samuel-basler@uiowa.edu | hannah-ossman@uiowa.edu | bailey-turner@uiowa.edu

THE HAWKEYE RADIO NETWORK

Fans of the University of Iowa following the Hawkeyes on radio can tune in on their favorite station throughout the state of Iowa and the Midwest.

The radio voice of the Hawkeyes is Gary Dolphin, a Cascade, Iowa, native who handles all play-by-play action of both Iowa men's basketball and football. In addition, Dolphin also serves as the host of the weekly radio and television coach's shows during the seasons with men's basketball Coach Fran McCaffery and football Coach Kirk Ferentz. Dolphin, in 2001 and 2011, was named the Iowa Sportscaster of the Year. He is in his 27th season of broadcasting Iowa basketball and football on the Hawkeye Radio Network. Dolphin, overall, is in his 51st year of play-by-play broadcasting, which also includes six years of broadcasting basketball games for Northwestern University.

Dolphin is joined on all University of Iowa basketball broadcasts by former Hawkeye and NBA veteran Bobby Hansen, who enters his 32nd season calling games on the Hawkeye Radio Network. Hansen was a four-year letterman and a member of Iowa's 1980 Final Four team. Hansen enjoyed a lengthy career in the NBA and earned an NBA championship while playing for the Chicago Bulls.

The Hawkeye Radio Network, a production of Learfield Communications, Inc. of Jefferson City, Missouri, blankets the state of Iowa and bordering states with more than 50 stations providing live coverage. The Hawkeyes can also be heard online (hawkeyesports.com) and on Sirius/XM Satellite Radio.





**Matthew
Weitzel**



**James
Allan**



**Sam
Basler**



**Leandra
Jew**



**Hannah
Ossman**



**Bailey
Turner**



**Traci
Wagner**

Your hosts in Carver-Hawkeye Arena include UI Athletic Communications staff members Matthew Weitzel, James Allan, Sam Basler, Leandra Jew, Hannah Ossman, Bailey Turner and Traci Wagner. The Strategic Communications staff also includes interns John Leo and Jack Bacon, and student staff members Alina Davis, Brandt Dickey, Claire Kelly, Grace Kelly, Emmy Lewis, Reagan Schoening, Teagan Schreiber and Sydney Weber.

Weitzel was named associate athletics director for strategic communications in June 2023. He previously served as an associate director in for 11 years after serving as assistant director for 13 years. Weitzel graduated from the University of Iowa in 1997 with a bachelor's degree in journalism and mass communication, with an emphasis in business. The native of Mundelein, Illinois, was a student in the sports information office for three years. He and his wife, Carrie, have a son, Grey, and a daughter, Owen Rose.

Allan was named associate director in 2016 following seven years as a full-time assistant. It is Allan's second stint in the office, as he served as a student assistant from 2000-04. Allan returned to Iowa City after serving as the sports information director at the University of Missouri-Kansas City from 2005-10, and as the athletics media relations intern at Texas Christian University in 2004-05. The Hampton, Iowa, native earned his bachelor's degree in journalism in 2004. He and his wife, Mary Ann, have four children, Jonathan, Will, Eleanor and Olivia.

Basler is in his second year as a assistant director after serving as an intern for one year and a student assistant for two years. He previously was a student assistant in the sports information department at Gonzaga University (2018-19). The West Des Moines native earned his bachelor's degree in sports management from Gonzaga and his master's degree in sport and recreation management from Iowa.

Jew was named an assistant director in 2023 after serving as a full-time intern for one year. The Brea, California, native earned her bachelor's degree in communication from the University at Buffalo where she was a four-year starter on the softball team. She also earned her master's degree in sport management from the University of Florida. She and her fiancé, Logan, reside in North Liberty with their dog, Duke.

Ossman is in her fourth year as an assistant director, after serving as intern for one year. The Farmington, Illinois, native earned her bachelor's degree in communications and journalism and master's degree in sport management from Northern Illinois University. There, she worked in the Athletic Communications department as a student assistant and graduate assistant. She has a son, Elias.

Turner is in his second year as an assistant after serving as a student assistant from 2017-20. He also served as an assistant director at North Texas (2021-22) and a communications assistant at Middle Tennessee (2020-21). A native of Boone, Iowa, Turner earned his bachelor's degree in sports and recreation management in 2020.

Wagner is in her 25th year as an assistant after previously serving as a student assistant for four years and as an intern for two years. A native of Iowa Falls, Wagner earned her bachelor's degree in 1997 with a double major in journalism and communication studies. She and her husband, Jason, have a son, Nick, and a daughter, Sydney.

The Strategic Communications Office is located in Suite S300 in Carver-Hawkeye Arena. Rhonda Wetjen is the office assistant and the office phone number is 319-335-9411.



George Wine Scholarship Benefits University of Iowa Student Interns

Dr. Barrie Anderson, spouse of former University of Iowa Sports Information Director George Wine, has established the George Wine Memorial Scholarship Fund. The fund provides a scholarship each semester to a senior student intern who is employed in the UI Athletic Communications office. Wine served as Iowa's Sports Information Director from 1968-1993.



Mediacom[®] ***COURT***



Mediacom is proud to play an active role in support of the academic and intercollegiate athletics missions at the University of Iowa.

Every Mediacom employee is dedicated to delivering the most advanced communication technologies and services available. They are equally devoted to the communities in which they live and work. As such, Mediacom takes great pride in offering free telecommunication services to schools and libraries, creating local employment opportunities, and expanding participation and awareness of high school and intercollegiate athletics from river to river, border to border.

Mediacom wholeheartedly embraces the unique talents and spirit that flourish in the Heartland and are in such tremendous abundance on the campus of the University of Iowa. We join thousands of fellow Iowans when we cheer, with fists held high, "Go Hawks!"



ZOOM FREAK 2

Speed, Power and Control for
Every Type of Player.





#0
EVEN BRAUNS
C, 6-9, 245, Sr.




#1
SPENCER HUTCHISON
G, 6-4, 202, RS Fr.



#2
BROCK HARDING
G, 6-0, 162, Fr.



#4
JOSH DIX
G, 6-5, 200, So.



#5
DASONTE BOWEN
G, 6-2, 183, So.



#10
JOVONE CATER
G, 6-2, 180, Sr.



#11
TONY PERKINS
G, 6-4, 205, Sr.



#13
LADJI DEMBELE
F, 6-8, 250, Fr.



#14
CARTER KINGSBURY
G, 6-4, 225, RS So.



#20
PAYTON SANDFORT
F, 6-7, 215, Jr.



#22
PATRICK MCCAFFERY
F, 6-9, 212, RS Sr.




#23
BEN KRIKKE
F, 6-9, 245, Grad.



#24
PRYCE SANDFORT
F, 6-6, 205, Fr.



#25
LUC LAKETA
G, 6-5, 185, Jr.



#32
OWEN FREEMAN
F, 6-10, 230, Fr.



#44
RILEY MULVEY
F, 6-11, 245, Jr.



FRAN MCCAFFERY
Head Coach



SHERMAN DILLARD
Assistant Coach



COURTNEY ELDRIDGE
Assistant Coach



MATT GATENS
Assistant Coach




UNDER COACH MCCAFFERY

JARROD UTHOFF (2016) PETER JOK (2017) LUKA GARZA (2020, 2021)

KEEGAN MURRAY (2022) KRIS MURRAY (2023)

I O W A B A S K E T B A L L



I O W A B A S K E T B A L L